

# REPRESENT BROOKLYN

2015-16 BROOKLYN NETS MEDIA GUIDE



BROOKLYN

2015-16 BROOKLYN NETS MEDIA GUIDE





# 2015-16 BROOKLYN NETS MEDIA GUIDE

## Table of Contents

### Front Office

Staff Directory .....	4
Mikhail Prokhorov .....	5
Dmitry Razumov .....	6
Irina Pavlova .....	6
Brett D. Yormark .....	7
Nets Senior Management .....	8
Nets Staff .....	14
Barclays Center .....	18
Nets Community Assist .....	19

### Basketball Operations

Billy King .....	21
Frank Zanin .....	22
Lionel Hollins .....	23
Assistant Coaches .....	24
Basketball Operations Staff .....	26
2015-16 Nets Roster .....	29
How the Nets Were Built .....	29

### Players

Andrea Bargnani .....	31
Bojan Bogdanovic .....	34
Markel Brown .....	36
Wayne Ellington .....	38
Rondae Hollis-Jefferson .....	41
Jarrett Jack .....	43
Joe Johnson .....	47
Dahntay Jones .....	51
Sergey Karasev .....	54
Shane Larkin .....	56
Brook Lopez .....	59
Chris McCullough .....	63
Willie Reed .....	65
Thomas Robinson .....	67
Donald Sloan .....	70
Thaddeus Young .....	72

### 2014-15 Statistics

2014-15 Final Statistics .....	76
2014-15 Game-by-Game Results & Leaders .....	77
2014-15 Record Breakdown .....	78
2014-15 High Games .....	79
2014-15 Games Lost due to Injury/Illness .....	80
2014-15 Season Transactions .....	80
2014-15 Team Highs & Lows .....	81
2014-15 Opponent Team Highs & Lows .....	82
2014-15 Nets Individual Game Highs .....	83
2014-15 Opponent Individual Game Highs .....	83

### Records

Nets Year-By-Year Records .....	85
Nets All-Time Month-By-Month Records .....	86
Nets All-Time Record vs. NBA Opponents .....	87
Nets All-Time Coaching Records .....	88
Nets All-Time Assistant Coaches .....	89
Nets All-Time Attendance .....	90
Nets All-Time Winning/Losing Streaks .....	91
Nets Team Record Highs .....	93
Nets Team Record Lows .....	94
Nets Individual Single Game Records .....	95
Nets Individual Barclays Center Records .....	95

### Records (continued)

Nets Rookie Records .....	96
Nets All-Time Triple-Doubles .....	97
Nets Individual NBA Honors .....	98
Nets All-Time All-Star Game Highlights .....	99
Opponent Team Record Highs .....	100
Opponent Team Record Lows .....	101
Opponent Individual Single Game Records .....	102
Opponent Individual Barclays Center Records .....	102
Opponent All-Time Triple-Doubles .....	103
Nets Individual Career Top Ten Leaders .....	104
Nets Individual Top 10 Seasonal Marks .....	106
Nets Individual Top 10 Game Performances .....	108
Opponent Individual Top 10 Game Performances .....	110
Nets Top Ten Seasonal NBA Rankings .....	112
Nets Year-By-Year Statistical Leaders .....	113

### History

Draft History .....	122
Trade History .....	124
All-Time Uniform Numbers .....	129
Year-by-Year Recaps .....	130
All-Time Roster & Statistics .....	208
Retired Uniform Numbers .....	251

### Playoffs

Nets Playoffs Game-By-Game Results .....	254
Nets Playoffs All-Time Team Highs .....	258
Nets Playoffs All-Time Team Lows .....	259
Opponent Playoffs All-Time Team Highs .....	260
Opponent Playoffs All-Time Team Lows .....	261
Nets/Opponent Playoffs Combined Records .....	262
Nets All-Time Home Playoffs Attendance .....	262
Nets Playoffs Career Leaders .....	263
Nets All-Time Playoffs Top Individual Performances .....	264
Nets All-Time Playoffs Individual Records .....	265
Opponent All-Time Playoffs Individual Highs .....	266
Opponent All-Time Playoffs Top Individual Performances .....	267

### Opponents

Atlanta Hawks .....	269
Boston Celtics .....	271
Charlotte Hornets .....	273
Chicago Bulls .....	275
Cleveland Cavaliers .....	277
Dallas Mavericks .....	279
Denver Nuggets .....	281
Detroit Pistons .....	283
Golden State Warriors .....	285
Houston Rockets .....	287
Indiana Pacers .....	289
Los Angeles Clippers .....	291
Los Angeles Lakers .....	293
Memphis Grizzlies .....	295
Miami Heat .....	297
Milwaukee Bucks .....	299
Minnesota Timberwolves .....	301
New Orleans Pelicans .....	303
New York Knicks .....	305
Oklahoma City Thunder .....	307
Orlando Magic .....	309

### Opponents (continued)

Philadelphia 76ers .....	311
Phoenix Suns .....	313
Portland Trail Blazers .....	315
Sacramento Kings .....	317
San Antonio Spurs .....	319
Toronto Raptors .....	321
Utah Jazz .....	323
Washington Wizards .....	325

### NBA

NBA Directory .....	328
2015-16 NBA Key Dates .....	329
NBA Divisional Alignment & Playoffs Format .....	330
2014-15 NBA Standings .....	331
2014-15 NBA Playoffs Results .....	332
2014-15 League Leaders .....	334
2014-15 NBA Season Award Winners .....	335
2014-15 NBA Monthly Award Winners .....	336
2014-15 NBA Weekly Award Winners .....	337
2015 NBA Draft .....	338
NBA Development League Directory .....	339

### ABA

Nets ABA Year-By-Year History .....	341
Nets ABA Trade History .....	350
Nets Record vs. ABA Opponents .....	351
Nets ABA Year-By-Year Leaders .....	352
Nets ABA Individual Single Game Records .....	353
Nets Top Five ABA Rankings .....	354
Nets ABA All-Star Game Statistics .....	355
Nets ABA Honors .....	355

### Media

Nets Public Relations Department .....	357
YES Network Broadcasters .....	358
Nets Radio Broadcasters .....	361
On The Beat .....	362
Nets 2015-16 Season Schedule .....	363

### 2015-16 NETS BASKETBALL MEDIA GUIDE

**Editors:** Gary Sussman, Aaron Harris, Eli Pearlstein, Megan Walsh

© 2015 Brooklyn Nets All NBA and team insignia depicted in this publication are the property of NBA Properties, Inc. and the respective teams of the NBA and may not be reproduced for commercial purposes without the prior written consent of NBA Properties, Inc. The information contained in this publication was compiled by the BrooklynNets and is provided as a courtesy to our fans and the press and may be used only for personal or editorial purposes. Any commercial use of this information is prohibited without the prior written consent of the Brooklyn Nets.

# FRONT OFFICE

## STAFF DIRECTORY

MIKHAIL PROKHOROV

DMITRY RAZUMOV

IRINA PAVLOVA

BRETT D. YORMARK

NETS SENIOR MANAGEMENT

NETS STAFF

BARCLAYS CENTER

NETS COMMUNITY ASSIST





# 2015-16 BROOKLYN NETS MEDIA GUIDE

## Staff Directory

### EXECUTIVE MANAGEMENT

Principal Owner  
Chairman of the Board  
President, ONEXIM Sports and Entertainment Holding USA, Inc.  
Chief Executive Officer  
Chief Operating Officer  
Executive Vice President & Chief Human Resources Officer  
Executive Vice President, Chief Administrative & Relationship Officer  
Executive Vice President, Business Affairs & Chief Legal Officer  
Executive Vice President, Business Operations & Chief Financial Officer  
Executive Vice President & Chief Communications Officer  
Executive Vice President, Global Partnerships  
Executive Vice President, Suite and Ticket Sales & CSO  
Chief Marketing Officer  
Senior Vice President, Partnership Marketing  
Senior Vice President, Global Partnerships

### BASKETBALL OPERATIONS

General Manager  
Assistant General Manager  
Head Coach  
Assistant Coaches  
Assistant Coach for Player Development  
Assistant Coach/Advance Scout  
Strength & Conditioning Coach/Nutritional Director  
Athletic Trainer  
Director of Physical Therapy/Assistant Trainer  
Assistant Trainer  
Director of Player Personnel  
Director, Team Security  
Assistant Director, Team Security  
Director of Basketball Analytics  
Senior Manager, Basketball Operations  
Manager, Team Services  
International Scouting Coordinator  
Regional Scouts  
Manager of Video Operations  
Video Coordinator  
Video Assistant  
Manager, Equipment  
Coordinator, Basketball Technology  
Coordinator, Basketball Information  
Assistant to General Manager  
Executive Assistant to Head Coach  
Assistant, Basketball Operations

### MEDICAL STAFF

Medical Director  
Team Physician (Maimonides Medical Center)  
Foot & Ankle Specialist  
Dentist

### ADMINISTRATION

Executive Assistant to Chief Executive Officer  
Administrative Assistant to Chief Executive Officer  
Executive Assistant to COO and EVP, Chief Administration & Relationship Officer  
Executive Assistant to SVP & Chief Marketing Officer  
Executive Assistant, Legal  
Executive Assistant to EVP, Business Operations & CFO and EVP & Chief Communications Officer

### GLOBAL MARKETING

Vice President, Global Marketing  
Vice President, Global Merchandising  
Vice President, Creative & Content Management  
Director, Digital Media  
Director, Business Strategy and Analytics  
Senior Managers, Global Marketing  
Manager, Creative Projects  
Manager, Creative Services  
Manager, Global Marketing Solutions  
Manager, Business Insight and Strategy  
Manager, Video Production  
Interactive Marketing Manager  
Web Producer  
Web Developer  
Graphic Designers  
Junior Database Analyst  
Video Coordinator  
Coordinators, Social Media  
Coordinators, Global Marketing Solutions

### BROADCASTING

Executive Director, Broadcasting  
Radio Commentator

### BUSINESS COMMUNICATIONS

Director, Communications  
Manager, Communications

### COMMUNITY RELATIONS

Senior Director, Community Relations  
Manager, Community Relations

### CORPORATE SALES

Vice President, Global Partnerships  
Senior Director, Global Partnerships  
Account Executive, Global Partnerships  
Directors, Global Partnerships  
Manager, Global Partnerships  
Manager, Global Partnerships Business Development

Mikhail Prokhorov  
Dmitry Razumov  
Irina Pavlova  
Brett Yomark  
Fred Mangione  
Marie Elena Chindamo  
Leo Ehrline  
Jeff Gewirtz  
Charlie Mierswa  
Barry Baum  
Michael Zavodsky  
Brian Basloe  
Elisa Padilla  
Joshua Pruss  
Bob Lynch

Billy King  
Frank Zanin  
Lionel Hollins  
Paul Westphal, Tony Brown, Joe Wolf, Jay Humphries  
Steve Jones  
Jim Sann  
Trevor St. Agathe  
Tim Walsh  
Lloyd Beckett  
Ale Oliveira  
Gregg Polinsky  
Robert Masiello  
Frederick Galloway  
Glenn DuPaul  
Matt Riccardi  
Marivic Lardizabal  
Danko Cvjetanin  
Bob Ferry, Khalid Green, Eddie Oran  
Mike Jones  
Nick Resavy  
Brett Levy  
Joe Cuomo  
Brennan Blair  
Matt Tellem  
Ryan Gistiel  
Jordan Brown  
Adam Ratner

Dr. Riley J. Williams III  
Dr. Michael S. Farber  
Dr. Martin J. O'Malley  
Dr. Joseph Osipow

Theresa Alaimo  
Paul Nedorostek  
Carolyn Seras  
Nadia Zaman  
Gail Gaddis  
Georgina Mendoza

Randy Lewis  
Tyrel Kirkham  
Jeff Gamble  
Brooke Eaton  
Michael Shear  
Erin Cauthen, Brooke Campbell  
Stephanie Greenberg  
Justin Baier  
Kristin Schetrum  
Patrick Dorman  
Anthony Ingrassia  
Keith Isada  
Demetri Sapp  
Danby Wong  
Rudy Calderon, Leon Hunter, Victoria Caswell  
Daniel Gogerty  
Reid Wittman  
Kari Culver, Kathryn Przybyla  
Katrina Palanca, Anthony Doring

Chris Carrino  
Tim Capstraw

Mandy Gutmann  
Stuart Bryan

Jeff Scott  
Michael Wisniewski

Mark Toffolo  
Christopher Lombardo  
Michael Minnella  
D'Marco Linkes, Brendan Kirsch  
Jake Schwartz  
Kristin Ochs

### ENTERTAINMENT

Senior Director, Game Presentation  
Manager, Premium Events  
Assistant Manager, Premium Events  
Coordinator, Game Presentation  
Coordinators, Premium Events  
Assistant, Premium Events  
Head Coach, Dance Team  
Coordinator, Entertainment

### FINANCE

Vice President & Controller  
Director, Financial Analysis & Budgeting  
Director, Accounting  
Director, Financial and Ticket Analysis  
Financial Analysis and Budgeting Associate  
Payroll Manager  
Clerk, Accounts Payable

### GROUP SALES

Executive Director, Group Sales  
Executive Director, Arena Group Sales  
Director, Brooklyn Nets Group Sales  
Senior Account Manager, Group Sales  
Account Managers, Arena Group Sales  
Account Managers, Group Sales  
Coordinator, Group Sales

### HUMAN RESOURCES

Vice President, Human Resources  
Senior Manager, Human Resources  
Generalist, Human Resources  
Assistant, HR & Administrative Services  
Analytics & Payroll Coordinator, Human Resources

### INFORMATION TECHNOLOGY

Senior Director, Information Technology  
Desktop Administrator  
Help Desk Analyst

### LEGAL

Vice President & Assistant General Counsel  
Associate Counsel

### OPERATIONS

Senior Director, Operations  
Coordinators, Operations  
Assistant, Operations

### PARTNERSHIP MARKETING

Vice President, Partnership Marketing  
Directors, Partnership Marketing  
Senior Account Executive, Partnership Marketing  
Account Executives, Partnership Marketing  
Account Executive, Partnership Marketing & Senior Manager, Hospitality

### PUBLIC RELATIONS

Vice President, Public Relations  
Senior Director, Public Relations  
Manager, Public Relations

### TICKET OPERATIONS

Senior Director, Sports Ticketing Operations  
Director, Ticket Operations  
Senior Manager, Ticket Operations  
Manager, Sports Ticket Operations

### TICKET SALES

Director, Ticket Sales  
Manager, Premium Ticket Sales  
Manager, Inside Sales  
Managers, Premium All Access  
Account Managers, Inside Sales

Account Executives, Ticket Sales

Coordinator, Ticket Sales

### VIP SERVICES

Directors, VIP Services  
Senior Account Managers, VIP Services  
Account Managers, VIP Services  
Coordinator, VIP Services

### NETS ON THE AIR

WFAN (660 AM)  
YES Network

### NETS MISCELLANEOUS

Home Court  
Capacity  
Open Date  
Office Address  
Telephone  
Fax  
Web Address

Paul Kamras  
Angelica Shuhala  
Saedra Bracy  
Troy Press  
Regine Austin, Cori Davis  
Annalie Kaiser  
Adar Wellington  
Sara Meletis

Paul Koehler  
Jason Oddo  
Anthony DiTomasso  
Jared Kaye  
Autumn Kovach  
Samuel Jenkins  
Edwin Ruiz

Kirk King  
Frank Sullivan  
Abner Neufeld  
Joe Grande  
Joseph DiMitti, Mark Shlyankevich  
Ken Dorsett, Joze Frage, Robb Pearson, Lisa Pikaard  
Deena Sena

Joyce Jelks  
Patricia Kotler  
Chelsea Boulianne  
Joseph Lehan  
Jin Ye

Victor Pereira  
Michael McCarthy  
Isiah Cruz

Kari Cohen  
Russell Yavner

Tony Brasile  
Brandon Daley, Daniel West  
Jesse Goldfarb

Tracy Sandoval  
Ashley Kahler, Howard Seif, Christopher Zumbrennen  
Nick Hamilton  
Jeff Doyle, Samson Feldman, Louis Frangella  
Illiana Blackshear

Gary Sussman  
Aaron Harris  
Eli Pearlstein

Paul Kavanaugh  
Daniel Harris  
Julio Lupo  
Patrick McLoughlin

Erin Leigh  
Andy Schuman  
Ashley Faust  
Scott Fischer, Mike Hollis, Adam Metzendorf, John Ronayne, Ahmad Mustafa, Greg Lynch  
Drew Felsenthal, Mack Clair, Brooke Wagner, Morris Hatcher Jr., Thomas Ahern  
Allison Koeck, Shenay Rivers, Andres Martin, Derek Bocanegra  
Natalia Ortega, William Cohn, Diana Gonzalez, Charles Keuchler  
Ryan Chandler, Ganiu Ladipo, Alanna Norotsky, Philippe Jordan  
Alexis Abbonizio, Nathaniel Hemingway, Priya Peyman  
Jazmine Settles, Jeff Eldridge  
Laura Hart

Tom Bowden, Christine Bowns  
Drew Green, Mark Higuera  
Shanelle Campbell, Rachel Low, Michael Mihim, Justin McClafferty, Carly Levy  
Richard Guh

Chris Carrino, Tim Capstraw  
Ian Eagle, Mike Fratello, Donny Marshall, Ryan Ruocco, Jim Spanakel, Sarah Kustok

Barclays Center  
17,732  
2012  
15 MetroTech Center, 11<sup>th</sup> Floor, Brooklyn NY 11201  
718-933-3000  
718-942-9595  
www.brooklynets.com

FRONT OFFICE





# 2015-16 BROOKLYN NETS MEDIA GUIDE



## **Mikhail Prokhorov** **Principal Owner**

Mikhail Prokhorov, through Onexim Sports & Entertainment, is the principal owner of the Nets.

Mikhail is the principal owner of Onexim Group, a private investment holding company created in 2007. Among the assets currently owned and/or managed by Onexim Group are metals companies (Rusal, MMC InterGeo) financial services (Renaissance Capital, IFC-Bank, Soglassye Insurance Company), media outlets (RBC, Mediagroup JV, Snob and Russian Pioneer magazines, FIT television channel, F5 web portal/newspaper), real estate development (Open Investments), utilities (Quadra) and high technology (Optogan, VOT-Capital).

Prior to Onexim Group, Mikhail was the Chief Executive Officer of Norilsk Nickel, the world's largest producer of nickel and palladium, from 2001 to 2007. In this capacity, in addition to transforming Norilsk Nickel into one of the world's premiere mining and metals companies, he spearheaded the company's investments in sports, including leading CSKA to two Euroleague basketball championships.

Before joining Norilsk Nickel, Mikhail was the President of Rosbank, a leading Russian commercial bank, from 2000 to 2001. From 1993 to 2000, he had served as Chairman of the Board of Onexim Bank, at the time Russia's largest privately-owned commercial bank. From 1992 to 1993, he was Chairman of the Board of International Finance Company, a Russian commercial bank.

In 2011, Mikhail stepped away from the day-to-day management of his assets to enter the political realm. He briefly headed a political party, and then campaigned as an independent candidate for the presidency of the Russian Federation.

Mikhail was born in Moscow, Russia in 1965. His mother, Tamara, was a chemical engineer and his father, Dmitry, was head of the international department for the Soviet Sport Committee, a circumstance that greatly influenced his love of sports from an early age.

Mikhail is passionate about sports and, in addition to basketball, enjoys windsurfing, jet skiing, heli-skiing and kickboxing. He also serves as President of the Russian Biathlon Union.

Mikhail created the Mikhail Prokhorov Foundation in 2004 to support a wide range of causes, from sports to cultural development. The Prokhorov Foundation is run by Mikhail's sister, Irina.



# 2015-16 BROOKLYN NETS MEDIA GUIDE



**Dmitry Razumov**  
**Chairman of the Board of Directors, Brooklyn Nets**

Dmitry Razumov is the CEO of Onexim Group, a holding company with a diverse portfolio of assets ranging from commodities to financial services to media and real estate development. He hails from Moscow, Russia and studied at the Moscow State Institute of Foreign Relations, where he received a degree in International Law.

Dmitry began his career as a corporate lawyer at Clifford Chance before shifting his focus to investment banking at Renaissance Capital. In 1998, he co-founded LV Finance, an independent venture capital firm, which stands behind the success of MegaFon, Russia's third largest mobile phone operator. From 2001, Dmitry served as Deputy CEO for M&A Strategy at Norilsk Nickel, Russia's largest mining company, going global through groundbreaking deals to acquire assets of Stillwater Mining Company, Gold Fields and Polyus Gold. Dmitry took Norilsk Nickel to a new level, with the company achieving industry's best corporate governance standards among Russian blue-chip companies. He currently serves on the boards of Rusal, OPIN Investment and Development Group, Soglassye Insurance Company, Intergeo mining, Renaissance Capital and Uralkali, one of the world's leading potash producers. As of May, 2014, he heads the Nets Board of Directors.



**Irina Pavlova**  
**President, Onexim Sports and Entertainment Holding USA, Inc.**

Irina Pavlova was appointed President of Onexim Sports and Entertainment Holding USA, Inc. in May 2010. Onexim Sports and Entertainment is the company through which Mikhail Prokhorov is the principal owner of the Brooklyn Nets and holds a 45 percent stake in Barclays Center in Brooklyn, the new home of the team.

Based in New York City, Pavlova serves as the conduit between Nets management and team ownership, overseeing business operations and ensuring the franchise has everything necessary to build a championship team. She also coordinates all necessary activity regarding Barclays Center with Forest City Ratner Companies, the majority owner of the venue. Pavlova serves on the Boards of Directors of the Brooklyn Nets and Barclays Center.

Prior to joining Onexim Sports and Entertainment, Pavlova was head of Google's Strategic Partnerships in Russia, where she was Google's first employee, helping to establish the company's operations. Earlier, she served as an equity analyst and portfolio manager at Wentworth, Hauser and Violich, where she focused on small cap equities. She began her career as a financial analyst with Prudential Investment Corporation.

Pavlova grew up in Moscow and Washington D.C. as the daughter of a Russian diplomat. She has an M.B.A. from Stanford University, an M.A. and B.A. from Moscow Linguistics University and is a Chartered Financial Analyst (CFA).

FRONT OFFICE



# 2015-16 BROOKLYN NETS MEDIA GUIDE



**Brett Yormark**  
**Chief Executive Officer**  
**Brooklyn Nets and Barclays Center**

As the Chief Executive Officer of the Brooklyn Nets and Barclays Center, Brett Yormark oversaw all aspects of the team's move to the new arena in Brooklyn in 2012, including the rebranding, marketing, and sponsorship sales. Since he joined the Nets in 2005, Yormark's mission has been to make it the most accessible, inventive, fan-friendly, and community-active team in sports.

In his role as CEO of Barclays Center, Yormark has oversight for all facets of the sports and entertainment venue, including operations, event programming, sales, and marketing.

Under the partnership between Mikhail Prokhorov and Bruce Ratner, Yormark reports to the Board of Directors of both the Nets and Barclays Center. In January 2007, Yormark secured a 20-year strategic marketing partnership with Barclays, which includes the naming rights to Barclays Center.

In keeping with his goal to bring the best programming to Barclays Center, Yormark has secured high-profile programming alliances with the leaders in concerts, professional boxing, top college basketball, and family shows. Some of the programming alliances include Live Nation for concerts, the Atlantic 10 for the league's post-season tournament, Feld Entertainment for family shows such as Ringling Bros. and Barnum & Bailey Circus and Disney on Ice, and Dick Clark productions, which broadcasts worldwide Barclays Center's renowned New Year's Eve concerts on ABC's *Dick Clark's Rockin' Eve with Ryan Seacrest*.

In making Barclays Center a must-play for college basketball, Yormark secured an agreement with the ACC to bring its storied men's basketball tournament to Barclays Center in 2017 and 2018, and also has arranged for Barclays Center to be a host site of the 2016 NCAA Men's Basketball Tournament. Furthermore, in fortifying Barclays Center as the center of boxing in the country, Yormark has helped bring several nationally televised Premier Boxing Champions events to the venue in 2015. Overall, Barclays Center has hosted more than 100 fights and 28 world championship bouts.

Yormark was also instrumental in facilitating the move of the New York Islanders to Barclays Center, and is spearheading the team's marketing, ticket and sponsorship sales, and in-game experience.

In leading the Brooklyn Nets' relocation and marketing campaign, Yormark developed and transformed the Nets brand from a sports logo to a trendy lifestyle brand, revolutionizing the public appeal through marketing, partnerships, and public relations efforts. In 2012, the team's first year in Brooklyn, the Nets reached the top five in merchandise sales at the NBA Store and on NBAstore.com, after the team was last in the league in merchandise sales during its final season in New Jersey.

Yormark and the Nets marketing team created and introduced the team's successful "Hello Brooklyn" campaign, a multifaceted marketing campaign that built a connection between the borough and its new home team, and captured the attitude, pride, and history of Brooklyn. #hellobrooklyn was seen by 25 million Twitter users on April 30, 2012, the launch day of the Brooklyn Nets brand. Yormark was also instrumental in arranging for the unique black-and-white color scheme of the Brooklyn Nets, who became the first team in the NBA to wear the color combination. Yormark also oversaw the creation and implementation of the "Are You Ready?" marketing campaign for the 2013-14 season, as well as the "We Are Brooklyn" campaign for the 2014-15 season.

Yormark negotiated the agreement with JAY Z to open Barclays Center with eight consecutive nights of concerts starting on Sept. 28, 2012. JAY Z unveiled the Brooklyn Nets jersey on stage, marrying sports and entertainment in unprecedented fashion.

Through the arena's partnership with Disney Institute, Yormark has made great customer service a priority at Barclays Center. With its comprehensive program, Disney Institute has trained Barclays Center and Nets employees in providing a guest experience that is unmatched by any major sports and entertainment venue in New York.

Yormark has also been instrumental in launching The Shops at Barclays Center, a retail destination at the arena, which includes the Nets Shop by adidas, Sugar Factory and the street accessible Starbucks. In addition, Yormark was influential in negotiating a partnership with Tribune Media's New York television station, PIX11, which now has New York's only Brooklyn bureau which is headquartered inside the arena where it broadcasts live daily.

Yormark teamed with Ratner to secure the winning bid to renovate and operate the Nassau Veterans Memorial Coliseum on Long Island. Upon completion of renovations in the fourth quarter of 2016, the venue will host world-class sports and entertainment events, and will also offer a surrounding development that will include a movie theater, restaurants and food bazaar, and a retail destination.

Yormark will also be leading the business operations of the LIU Brooklyn Paramount Theatre, which will soon undergo a 24-month renovation led by Ratner and Onexim Sports and Entertainment. The venue will host more than 120 events annually, with a focus on booking emerging talent.

Yormark joined the Nets after a successful six-year period with NASCAR, for which he helped build the stock-car racing company into a major sports property. As vice president, corporate marketing in 2003, he oversaw a \$750 million deal with Nextel Communications -- changing the name of stock car racing's premier circuit to the NASCAR Nextel Cup -- at the time the largest sponsorship agreement in the history of American sports.

Yormark has been named the maximum three times to the "Forty Under 40" list by Sports Business Journal and was selected twice to the "40 Under 40" list by Crain's New York Business. In 2013, Yormark was honored by March of Dimes with the "Sports Leadership Award." He has been profiled in *Newsweek*, *Fortune*, *Sports Illustrated*, *Gotham*, *Hamptons*, *Success*, *The New York Times*, and *USA Today*, and on CBS Sunday Morning, CNN, and CNBC.

Yormark sits on the board of the City Parks Foundation, as well as NYC & Company. He is the proud father of Madison, 14, and Drake, 11, and is married to Elaina Scotto.





# 2015-16 BROOKLYN NETS MEDIA GUIDE

## Nets Senior Management



**Fred Mangione**  
**Chief Operating Officer**  
**Brooklyn Nets and Barclays Center**

Fred Mangione serves as Chief Operating Officer of the Brooklyn Nets and Barclays Center. Mangione leads an award-winning sales and marketing team and is responsible for the strategic development and implementation of marketing, branding, ticket sales, business operations, and customer relationship management metrics for the Nets, Islanders and Barclays Center. He also manages the business communications, game entertainment, corporate event marketing, community relations, and sponsorship departments, overseeing the development of strategic marketing and activation campaigns for corporate partners across each franchise.

Mangione has leveraged his sales background and played a key role in the transformation of the team brand from New Jersey to Brooklyn, and the development of the Barclays Center brand and its seven programming franchises. He has redefined the sales process by focusing on branding and advertising strategy development, improving product messaging and driving sales across all marketing channels. Under his leadership, Barclays Center has become a top U.S. venue for ticket sales revenue and tickets sold.

Mangione has been deeply involved in new business development for Barclays Center and was instrumental in bringing the New York Islanders to Brooklyn, for which he also manages all business operations.

Previously serving as Chief Marketing Officer and Chief Revenue Officer for the Brooklyn Nets and Barclays Center, Mangione was promoted to his current position in July 2014. He joined the Nets in 1999 as the Director of Ticket Sales and has worked his way up the ranks.

Prior to joining the Nets, Mangione was the Director of Sales for the 1999 Women's World Cup Giants Stadium venue. He started his career in minor league sports, selling tickets and working in marketing for minor league hockey and the Arena Football League.

A native of Jefferson, N.J., Mangione received his Bachelor of Science degree in business management and marketing from Centenary College. He resides in Glen Rock, N.J. with his wife Jennifer, daughter Madeline, and son Mason.



**Marie Elena Chindamo**  
**Chief Human Resources Officer & Executive Vice President, Human Resources**  
**Brooklyn Nets and Barclays Center**

Marie Chindamo is the Chief Human Resources Officer & Executive Vice President of Human Resources for the Brooklyn Nets and Barclays Center. Since joining the company in November 2010, Chindamo has spearheaded the hiring of more than 2,000 employees for the Brooklyn Nets and Barclays Center. During the transition from New Jersey to Brooklyn, Chindamo led the creation of a new culture of excellence and oversaw the selection of key Human Resources personnel for both the team and the arena. She co-authored the Brooklyn's Best training program that was delivered by Disney Institute to the more than 2,000 employees. Chindamo's previous role was Senior Vice President of Human Resources for the

Brooklyn Nets and Barclays Center.

Chindamo is also responsible for overseeing all staffing for the New York Islanders, who relocated to Brooklyn with the 2015-16 season.

In overseeing all aspects of human capital from policy and benefits to leadership development, Chindamo is responsible for employees of both Brooklyn Nets and Barclays Center. In building a world class organization for both brands, Chindamo has partnered with Brooklyn Nets and Barclays Center Chief Executive Officer Brett Yormark to build a culture of excellence.

Chindamo came to the Nets after a rising career with North American Airlines, in which she spent four years as Sr. Director of Human Resources. North American Airlines is a charter airline providing subservice for the United States Department of Defense, moving military to all parts of the world. Prior to North American Airlines, Chindamo spent four years as a director of human resources for Accor Hotels. Accor operates in 90 countries with nearly 145,000 employees, and is the world's leading hotel operator.

Some of Chindamo's specific accomplishments included writing and executing a comprehensive performance management program, writing and delivering leadership development programs, and strategically aligning organizational goals and objectives with human capital and professional development programs.

A native of Holbrook, Long Island, Chindamo earned a bachelor's degree in psychology from the Dowling College in Oakdale, N.Y., and then went on to earn her certification as a Global Human Resource Professional (GPHR). She has taught the Global Human Resources preparation course at NYIT for two consecutive semesters, a course designed for senior human resources professionals with international responsibilities pursuing GPHR certification.

Chindamo is also a certified practitioner of the Insights Discovery learning system, built on the extensive work of Dr. Carl G. Jung. Utilizing the tools of this program, Chindamo delivers programs to enhance personal effectiveness, as well as organizational, team and sales effectiveness.



# 2015-16 BROOKLYN NETS MEDIA GUIDE

## Nets Senior Management



### Leo Ehrline

#### Executive Vice President, Chief Administrative & Relationship Officer Brooklyn Nets and Barclays Center

Leo Ehrline joined the Brooklyn Nets in 1996. He is a key liaison between the front office and the team's ownership group, and plays a major role in the organization's seamless relationship between business and basketball. Ehrline was deeply involved in the relocation of the New York Islanders to Barclays Center, and is active in all aspects of Nets, Islanders, and Barclays Center sales and marketing, as well as community and customer relations.

Prior to joining the Nets, Ehrline spent 19 years at the Meadowlands Sports Complex. He had a steady ascent up the corporate ladder, working his way from the accounting office to the box office, and eventually managing all marketing and sales efforts at the Meadowlands.

A native of Medford, N.J., Ehrline graduated from the University of Notre Dame in 1977. Residing in Mantoloking, New Jersey, Leo and his wife, Kathy, have two sons, Leo and John.



### Jeff Gewirtz

#### Executive Vice President of Business Affairs & Chief Legal Officer Brooklyn Nets and Barclays Center

Jeff Gewirtz is the Executive Vice President of Business Affairs and Chief Legal Officer for the Brooklyn Nets and Barclays Center. Gewirtz joined the organization in May 2007 as Senior Vice President and General Counsel and he was promoted to his current position in 2010.

Gewirtz oversees legal and business affairs for the Nets, Barclays Center, and the New York Islanders. Gewirtz is also responsible for interfacing with the NBA on a wide range of transactional and compliance matters.

Prior to the Nets, Gewirtz served as the United States Olympic Committee (USOC) General Counsel and Chief Legal & Government Affairs Officer where he was responsible for all USOC legal matters, as well as the USOC's government relations activities with Congress and federal government agencies.

Before he joined the USOC, Gewirtz was Counsel - sports & entertainment transactions, marketing and media in The Coca-Cola Company's Corporate Legal Division, where he negotiated many of Coca-Cola's most significant sports marketing and media transactions, including its \$500 million+ NCAA Corporate Champion marketing and media alliance with CBS Sports. In 2005, as a secondment, Gewirtz served as Counsel for Coca-Cola's Southeast and West Asia Division, based in Bangkok, Thailand. Prior to Coca-Cola, Gewirtz was Director of Legal Affairs for IOC Television & Marketing Services SA, based in Lausanne, Switzerland, where he was a primary negotiator of global Olympic sponsorship, technology, and media alliances for the International Olympic Committee and for the Salt Lake and Athens Olympic Organizing Committee, respectively. He has also served as general counsel for the PGA TOUR and as Manager of Tournament & Business Affairs with the WTA. Gewirtz began his legal career as an associate with the New York City law firm of Dunnington, Bartholow & Miller, LLP, where he served as the associate to the General Counsel of the United States Tennis Association (USTA) and worked within the firm's Corporate and Advertising Industry legal groups. In addition, he previously served as pro bono General Counsel of the USTA's Eastern Section.

In 2009, Gewirtz was selected to the prestigious "Forty Under 40" by Sports Business Journal as one of the 40 top sports executives under the age of 40 in the United States and in 2003 he was named to the annual list of "Georgia Lawyers on the Rise" by the Fulton County Daily Report, Atlanta's legal newspaper of record.

Gewirtz was formerly on the faculty of Brooklyn Law School and New York Law School, serving as an adjunct professor of sports law at both schools and he is currently on the adjunct faculty of the Madrid, Spain-based Instituto Superior de Derecho y Economia for its US-based LL.M. program in International and Comparative Sports Law. He is the immediate-past Chair of the Sports Division and currently sits on the Governing Committee of the American Bar Association's Forum on the Entertainment and Sports Industries, he sits on the Board of Directors of both the National Sports Law Institute and the Sports Lawyers Association, and he is a Board of Editors member of the Journal of International Media & Entertainment Law and Professional Sports and the Law. Gewirtz has lectured extensively, both in the United States and internationally, on a variety of commercial legal and business issues in sport, including before groups such as the Association of National Olympic Committees of Africa, the Australia and New Zealand Sports Law Association, the British Association for Sport and Law, the Oceania National Olympic Committees, and at the 2003 SportAccord International Convention in Madrid, Spain.

In June 2010, Gewirtz was appointed to the Board of Trustees of Jewish Vocational Services of MetroWest New Jersey and he sits on the Executive Committee of the UJA-Federation of New York Sports for Youth Initiative.

A native of Baldwin Harbor, New York, Gewirtz is a graduate of Tufts University, where he was a four-year member and 1990-91 Captain of the Tufts Varsity Tennis Team, as well as a member of its 1989 New England Championship team. Gewirtz received his law degree from Brooklyn Law School, where he was the recipient of a three-year merit scholarship and from which he is a two-time recipient of its Alumni Achievement Award in Sports Law. As a junior tennis player, Gewirtz held the #1 Doubles Ranking in the USTA's Eastern Section and he also held the #1 singles ranking in the Long Island District of the Eastern Section.

Gewirtz resides in Manhattan with his wife, Brooke.



# 2015-16 BROOKLYN NETS MEDIA GUIDE

## Nets Senior Management



### **Charlie Mierswa**

#### **Executive Vice President, Business Operations & Chief Financial Officer**

##### **Brooklyn Nets and Barclays Center**

Charlie Mierswa is in his eleventh season as Executive Vice President of Business Operations, and Chief Financial Officer of the Brooklyn Nets and Barclays Center. Mierswa also oversees finance and business operations for the New York Islanders, who began playing in Brooklyn starting with the 2015-16 season. Charged with overseeing the finance, box office, and MIS departments, Mierswa's leadership is a key ingredient in management's vision of continuing to transform the front office into one of the most successful in all of professional sports.

Prior to joining the organization, Mierswa was the Chief Financial Officer of U.S. Music Operations for Clear Channel (currently named Live Nation), the largest SEC registered concert promoter, producer and venue operator for live entertainment events. Mierswa brings not only venue and event experience, but a strong accounting and finance background which he developed through almost 10 years at Ernst & Young, one of the largest CPA firms in the world.

Featured in the First Quarter 2014 issue of CFO Studio Magazine as well as prior issues of Journal of Accountancy and CFO Magazine, Mierswa has been recognized for his extraordinary financial and operational knowledge that has been a key component to the success of the Nets' management team.

Mierswa received his B.A. in economics and Spanish from Hamilton College and his Masters in accounting from New York University's Stern School of Business.

A long time Nets fan, Mierswa grew up watching the team on Long Island. Mierswa lives in Westfield, New Jersey with his wife, Julia, and they have two children, daughter, Georgia, and son, Philip.



### **Barry Baum**

#### **Executive Vice President & Chief Communications Officer**

##### **Brooklyn Nets and Barclays Center**

Joining the Nets in 2005, Barry Baum serves as Executive Vice President and Chief Communications Officer.

Baum oversees all business communications for the Brooklyn Nets, Brooklyn Sports & Entertainment, which includes Barclays Center and the New York Islanders, and Nassau Events Center, encompassing all aspects of corporate, entertainment, community and crisis communications.

In his role as Chief Communications Officer of Barclays Center, the home of the Brooklyn Nets and the New York Islanders, Baum led the public relations effort since the initial plan for the arena was announced. Baum oversaw the communications campaign for the launch of the Brooklyn Nets' brand identity, and has secured significant business and entertainment coverage in publications such as *USA Today*, *The New York Times*, *The Wall Street Journal*, and *Sports Illustrated*, and on *Good Morning America*, *Today*, *Morning Joe*, CNN, CNBC, and Bloomberg Television. In addition, Baum oversaw the PR campaign for the Islanders move to Brooklyn in 2015.

In 2013, Nassau Events Center secured the winning bid to renovate and operate the Nassau Veterans Memorial Coliseum on Long Island. Upon completion of renovations, the venue will host world-class sports and entertainment events, and will also offer a surrounding development that will include a movie theater, restaurants and food bazaar, and a retail destination. Baum is overseeing corporate communications for the arena and surrounding retail and entertainment complex throughout the entire process.

Baum will also be leading the communications for the LIU Brooklyn Paramount Theatre, which will soon undergo a 24-month renovation led by Bruce Ratner and Onexim Sports and Entertainment. The venue will host more than 120 events annually, with a focus on booking emerging talent.

Prior to joining the organization, Baum was a publicist for more than three years with Dan Klores Communications, a public relations firm in New York.

Baum was a sportswriter from 1994-2001 at the New York Post, during which time he broke a host of major stories covering professional, college, and high school teams. Baum was featured in a *Sports Illustrated* cover story in 1996 regarding his reporting, and has been an expert commentator on several national and local television and radio shows.

Raised in Brooklyn, Baum was a ballboy for the New York Knicks from 1984-87, and hosted a talk show about basketball on Manhattan Cable from 1985-87. He received a B.A. in journalism from the University of Wisconsin-Madison in 1992. He resides in Brooklyn with his wife, Emily, and their two sons, Noah and Hayden.





# 2015-16 BROOKLYN NETS MEDIA GUIDE

## Nets Senior Management



**Michael Zavodsky**  
**Executive Vice President, Global Partnerships**  
**Brooklyn Sports & Entertainment**

Michael Zavodsky has quickly risen through the ranks within the Brooklyn Nets and Barclays Center organizations. Zavodsky started as an intern to CEO Brett Yormark in 2005, and quickly transitioned from Account Executive, to Director, to Vice President, to Senior Vice President and finally to his current position of Executive Vice President, overseeing Global Partnerships for the Brooklyn Nets, New York Islanders and Barclays Center. Zavodsky has also been instrumental in creating new partnerships for the re-imagined Nassau Coliseum and surrounding retail and entertainment development.

Zavodsky helped lead the charge that culminated with the Grand Opening of Barclays Center in September 2012. This was the result of years of strategic planning and work with national and international brands, programmers, and industry leaders. Zavodsky has had oversight of the sales efforts for Barclays Center, which resulted in a stellar roster of domestic and international partners including: American Express, GEICO, Stoli, Calvin Klein, Anheuser-Busch, McDonalds, Coca-Cola, JetBlue, National Grid, Honda, Ticketmaster and adidas. In addition to the sales effort, he has played a role in programming Barclays Center, helping to secure events like the Golden Gloves and college basketball games.

Career highlights include oversight of the Brooklyn Sports & Entertainment's third party consulting/sales effort, which consummated the sale of the IZOD Center Naming Rights, the Rutgers Stadium Naming Rights and the Quinnipiac University Hockey Arena Naming Rights. Zavodsky has also helped drive the international sales effort for both Barclays Center and the Nets, consummating sales with companies from China, Russia, and the UK.

Zavodsky attended Quinnipiac University where he was a consistent member of the Dean's List and graduated Summa Cum Laude. He received the Distinguished Alumni Award from his Alma Mater, the youngest recipient in University's history. He was previously named one of Forbes Magazine's "30 Under 30" as well as one of Sport Pro Magazine's "10 Next." Zavodsky currently resides in Englewood, NJ with his wife, Stephanie.



**Brian Basloe**  
**Executive Vice President and Chief Strategy Officer, Suite & Ticket Sales**  
**Brooklyn Nets and Barclays Center**

Brian Basloe, 34, is the Chief Strategy Officer of Suite and Ticket Sales for Barclays Center, the Brooklyn Nets, and the New York Islanders. Basloe oversees all ticketing for the Nets and the Islanders, including the All Access and Ice Pass programs, season tickets, group sales, inside sales and the VIP Services department. In addition to his Nets and Islanders responsibilities, Basloe oversees all Barclays Center hospitality products, including Billboard Lounge amplified by Lightpath, suites and Loge boxes.

In 2015, Basloe was named to the Leaders Under 40 shortlist.

Basloe joined the Nets in April 2005 as the Director of Ticket Sales. During his tenure, he has served in the roles of Senior Director of Ticket Sales, Vice President of Ticket Sales, and Senior Vice President of Ticket Sales.

In his first five seasons with the Nets, he generated the team's highest ticket revenue and managed several key ticket initiatives such as Influencers, Pancakes & Hoops, and Home Away From Home. Prior to joining the Nets, Basloe spent two years with the Cleveland Cavaliers.

A native of New Hartford, NY, Basloe graduated from Duke University with degrees in Economics and Public Policy. He lives in Brooklyn with his wife, Lindsay.



# 2015-16 BROOKLYN NETS MEDIA GUIDE

## Nets Senior Management



**Elisa Padilla**  
**Chief Marketing Officer**  
**Brooklyn Nets and Barclays Center**

As Chief Marketing Officer for the Brooklyn Nets and Barclays Center, Elisa Padilla oversees all of the marketing efforts for the team and arena, including branding, advertising, merchandising, database research, creative, websites, and social media.

Padilla seamlessly led the rebranding strategy of the Nets from New Jersey to Brooklyn, and is the creator of the award-winning branding campaign, Hello Brooklyn. She played a key role in establishing the brand identity for Barclays Center by branding its seven programming franchises.

Padilla is also leading the marketing efforts for the New York Islanders, who began playing in Brooklyn starting with the 2015-16 season.

Padilla joined the Nets in 2010 as a Director, was named Vice President in 2012, Senior Vice President in 2014, and was promoted to her current role in 2015. She has defined her skills in the areas of sports, entertainment, event and Hispanic marketing, building success in developing creative marketing campaigns, strategies, and solutions with desired results.

Prior to joining the Nets, Padilla accumulated nearly 20 years of experience in the marketing industry, working with high profile sports and entertainment companies such as AT&T, HBO Sports, Nickelodeon, the NBA and the New York Knicks. During her time at AT&T, she developed marketing plans targeted at the Hispanic Segment that resulted in solid customer acquisition and retail distribution expansion in key highly Hispanic traffic areas. She also spearheaded marketing efforts for the opening of the first AT&T store in New York City's Chinatown.

Padilla first honed her Hispanic marketing skills at HBO Sports, where she created a bilingual advertising campaign which delivered record breaking results of 2.15M buys generating \$120M in revenue. During a successful stint at the NBA, Padilla developed the marketing plan for the 2002 NBA All-Star Jam Session, which sold out for the first time in the event's history.

Padilla taught Sports Marketing at New York University, where she was an Adjunct Faculty Member for five years. She also served on the National Board of Women in Sports and Events (WISE), where she retains her membership. Featured in Sports Business Daily, Courier Life, Padilla has received awards from El Diario, the largest Spanish newspaper in New York City, and Courier Life, who named her a 'Brooklyn Woman of Distinction.' Additionally, Padilla became the first female executive in sports to be featured on the cover of Hispanic Executive magazine in July 2015.

A native of Newark, NJ, Padilla has an M.B.A in Marketing from Fairleigh Dickinson University and a B.S. in Communications from Centenary College. She currently resides in New Jersey.



**Joshua Pruss**  
**Senior Vice President, Partnership Marketing**  
**Brooklyn Nets and Barclays Center**

Joshua Pruss is the Senior Vice President of Partnership Marketing. He is responsible for oversight and strategy development for the corporate partners of the Brooklyn Nets, New York Islanders and Barclays Center.

Prior to joining the organizations in 2008, Pruss was an Account Director at Civic Entertainment Group, an award-winning marketing firm in New York City.

Pruss began his career at ProServ, a Washington D.C.-based sports management agency. There, he worked on the Corporate Consulting team, which eventually became part of SFX Sports, a full-service sports management company.

Career highlights include managing National Football League partnership activations for Staples and HERSHEY'S, developing the marketing concept and activation platform for CNN at the Republican National Convention in NYC, and producing NCAA Championship Opening Ceremonies across several sports.

A native of New Milford, CT, Pruss graduated from the University of Delaware and currently resides in Chatham, NJ with his wife Brittney and their three children, Josie, Gavin and Maggie.



# 2015-16 BROOKLYN NETS MEDIA GUIDE

## Nets Senior Management



**Bob Lynch**  
**Senior Vice President, Global Partnerships**  
**Brooklyn Nets and Barclays Center**

As the Senior Vice President of Global Partnerships, Bob Lynch oversees all aspects of corporate partnerships related to Barclays Center, the Brooklyn Nets, and the New York Islanders.

Lynch joined the organization in 2015 after five successful seasons with the Miami Dolphins, where he helped build the NFL organization into a top-tier sponsorship property. As Vice President, Integrated Media, he oversaw the creation of an in-house media content and sales division, operating television, radio, social, digital and print media under one umbrella. The initiative was instrumental in taking the team from the bottom third to the top third in media sales in the NFL, in under three seasons. Later, as Vice President of Sponsorship and Media, Lynch helped lead the organization to double its revenues, surpassing 12 teams in rank for total sponsorship and media sales.

Prior to the Dolphins, Lynch oversaw sales for the Eastern region of Westwood One, based in New York. He also held management and business development roles at iHeartMedia, including Q104.3 and Z100, the country's largest radio station, as well as with Entercom Communications' Red Sox & Celtics Radio Networks in Boston.

Lynch grew up in Stamford, CT, and played college football at Temple University and the University of Delaware, where he graduated in 2002. He currently resides in Bay Ridge, Brooklyn with his wife Gillian, and their two children, James and Jane.





# 2015-16 BROOKLYN NETS MEDIA GUIDE

## Nets Staff



**Alexis Abbonzio**  
Account Executive, Ticket Sales



**Thomas Ahern**  
Account Manager, Inside Sales



**Theresa Alaimo**  
Executive Assistant, CEO



**Regine Austin**  
Coordinator, Premium Events



**Justin Baier**  
Manager, Creative Services



**Iliana Blackshear**  
Account Exec., Partnership Marketing  
& Senior Manager, Hospitality



**Derek Bocanegra**  
Account Manager, Inside Sales



**Chelsea Boullianne**  
Generalist, Human Resources



**Tom Bowden**  
Director, VIP Services



**Christine Bowns**  
Director, VIP Services



**Saedra Bracy**  
Asst. Manager, Premium Events



**Tony Brasile**  
Sr. Director, Operations



**Stuart Bryan**  
Manager, Communications



**Rudy Calderon**  
Graphic Designer



**Brooke Campbell**  
Senior Manager, Global Marketing



**Shanelle Campbell**  
Account Manager, VIP Services



**Tim Capstraw**  
Radio Commentator



**Chris Carrino**  
Executive Director, Broadcasting




**Victoria Caswell**  
Graphic Designer



**Erin Cauthen**  
Senior Manager, Global Marketing



**Ryan Chandler**  
Account Manager, Inside Sales



**Mack Clair**  
Account Manager, Inside Sales



**Kari Cohen**  
VP & Assistant General Counsel



**William Cohn**  
Account Manager, Inside Sales



**Isiah Cruz**  
Help Desk Analyst



**Kari Culver**  
Coordinator, Social Media



**Brandon Daley**  
Coordinator, Operations



**Cori Davis**  
Coordinator, Premium Events




**Joseph DiMitre**  
Account Manager, Arena Group Sales



**Anthony DiTomaso**  
Director, Accounting



**Anthony Doring**  
Coordinator, Global Marketing Solutions



**Patrick Dornan**  
Manager, Business Insight and Strategy



**Ken Dorsett**  
Account Manager, Group Sales




**Jeff Doyle**  
Account Exec., Partnership Marketing



**Brooke Eaton**  
Director, Digital Media



**Jeff Eldridge**  
Account Executive, Ticket Sales



**Ashley Faust**  
Manager, Inside Sales



**Samson Feldman**  
Account Exec., Partnership Marketing



**Drew Felsenthal**  
Account Manager, Inside Sales



**Scott Fischer**  
Manager, Premium All Access

FRONT OFFICE



# 2015-16 BROOKLYN NETS MEDIA GUIDE

## Nets Staff



**Joze Frage**  
Account Manager, Group Sales



**Louis Frangella**  
Account Exec., Partnership Marketing




**Gail Gaddis**  
Executive Assistant, Legal



**Jeff Gamble**  
VP, Creative & Content Management



**Daniel Gogerty**  
Junior Database Analyst



**Jesse Goldfarb**  
Assistant, Operations



**Diana Gonzalez**  
Account Manager, Inside Sales



**Joe Grande**  
Sr. Account Manager, Group Sales



**Drew Green**  
Sr. Account Manager, VIP Services



**Stephanie Greenberg**  
Manager, Creative Products



**Richard Guh**  
Coordinator, VIP Services



**Mandy Gutmann**  
Director, Communications




**Nick Hamilton**  
Sr. Account Exec., Partnership Marketing




**Daniel Harris**  
Director, Ticket Operations



**Laura Hart**  
Coordinator, Ticket Sales



**Morris Hatcher Jr.**  
Account Manager, Inside Sales



**Nathaniel Hemingway**  
Account Executive, Ticket Sales



**Mark Higuera**  
Sr. Account Manager, VIP Services



**Mike Hollis**  
Manager, Premium All Access



**Leon Hunter**  
Graphic Designer



**Anthony Ingrassia**  
Manager, Video Production



**Keith Isada**  
Interactive Marketing Manager



**Samuel Jenkins**  
Payroll Manager



**Joyce Jelks**  
VP, Human Resources



**Philippe Jordan**  
Account Manager, Inside Sales



**Ashley Kahler**  
Director, Partnership Marketing



**Annalie Kaiser**  
Assistant, Premium Events



**Paul Kamras**  
Sr. Director, Game Presentation



**Paul Kavanaugh**  
Sr. Director, Sports Ticketing Operations



**Jared Kaye**  
Director, Financial & Ticket Analysis



**Charles Keuchler**  
Account Manager, Inside Sales



**Kirk King**  
Executive Director, Group Sales



**Tyrel Kirkham**  
VP, Global Merchandising



**Brendan Kirsch**  
Director, Global Partnerships



**Allison Koeck**  
Account Manager, Inside Sales



**Paul Koehler**  
Vice President & Controller



**Patricia Kotler**  
Sr. Manager, Human Resources



**Autumn Kovach**  
Financial Analysis & Budgeting Associate



**Ganiu Ladipo**  
Account Manager, Inside Sales



**D'Marco Lankes**  
Director, Global Partnerships

FRONT OFFICE



# 2015-16 BROOKLYN NETS MEDIA GUIDE

## Nets Staff



**Joseph Lehan**  
Assistant, HR & Admin. Services



**Erin Leigh**  
Director, Ticket Sales



**Carly Levy**  
Account Manager, VIP Services



**Randy Lewis**  
VP, Global Marketing



**Christopher Lombardo**  
Sr. Director, Global Partnerships




**Rachel Low**  
Account Manager, VIP Services



**Julio Lupo**  
Sr. Manager, Ticket Operations



**Greg Lynch**  
Manager, Premium All Access



**Andres Martin**  
Account Manager, Inside Sales



**Michael McCarthy**  
Desktop Administrator



**Justin McClafferty**  
Account Manager, VIP Services



**Patrick McLoughlin**  
Manager, Sports Ticket Operations



**Sara Meletis**  
Coordinator, Entertainment



**Georgina Mendoza**  
Executive Assistant, EVP Business  
Operations & CFO and EVP & CCO



**Adam Metzendorf**  
Manager, Premium All Access



**Michael Milhim**  
Account Manager, VIP Services



**Michael Minnella**  
Account Exec., Global Partnerships



**Paul Nedorostek**  
Administrative Assistant, CEO



**Abner Neufeld**  
Director, Brooklyn Nets Group Sales



**Alanna Norotsky**  
Account Manager, Inside Sales



**Kristin Ochs**  
Manager, Global Partnerships  
Business Development



**Jason Oddo**  
Director, Financial Analysis  
& Budgeting



**Natalia Ortega**  
Account Manager, Inside Sales



**Katrina Palanca**  
Coordinator, Global Marketing Solutions



**Robb Pearson**  
Account Manager, Group Sales



**Victor Pereira**  
Sr. Director, Information Technology



**Priya Peyman**  
Account Executive, Ticket Sales




**Lisa Pikaard**  
Account Manager, Group Sales



**Troy Press**  
Coordinator, Game Presentation



**Kathryn Przybyla**  
Coordinator, Social Media



**Shenay Rivers**  
Account Manager, Inside Sales



**John Ronayne**  
Manager, Premium All Access



**Edwin Ruiz**  
Clerk, Accounts Payable



**Tracy Sandoval**  
VP, Partnership Marketing



**Demetris Sapp**  
Web Producer

FRONT OFFICE






# 2015-16 BROOKLYN NETS MEDIA GUIDE

## Nets Staff



**Kristin Scheitrum**  
Manager, Global Marketing Solutions



**Andy Schuman**  
Manager, Premium Ticket Sales



**Jake Schwartz**  
Manager, Global Partnerships



**Jeff Scott**  
Sr. Director, Community Relations



**Howard Seif**  
Director, Partnership Marketing



**Deena Sena**  
Coordinator, Group Sales



**Carolyn Seras**  
Exec. Asst. to COO & EVP, Chief  
Admin. & Relationship Officer



**Jazmine Settles**  
Account Executive, Ticket Sales



**Michael Shear**  
Director, Business Strategy  
& Analytics



**Mark Shlyankevich**  
Account Manager, Arena Group Sales



**Angelica Shuhala**  
Manager, Premium Events



**Frank Sullivan**  
Exec. Director, Arena Group Sales



**Mark Toffolo**  
VP, Global Partnerships



**Brooke Wagner**  
Account Manager, Inside Sales



**Adar Wellington**  
Head Coach, Dance Team



**Daniel West**  
Coordinator, Operations



**Michael Wisniewski**  
Manager, Community Relations



**Reid Wittman**  
Video Coordinator




**Danby Wong**  
Web Developer



**Russell Yavner**  
Associate Counsel



**Jin Ye**  
Analytics & Payroll Coordinator,  
Human Resources



**Nadia Zaman**  
Executive Assistant, SVP &  
Chief Marketing Officer



**Christopher Zumbrennen**  
Director, Partnership Marketing

FRONT OFFICE



# 2015-16 BROOKLYN NETS MEDIA GUIDE

## Barclays Center

### About Barclays Center:

Barclays Center opened on September 28, 2012 and is a major sports and entertainment venue in the heart of Brooklyn, New York. Developed by Brooklyn-based real estate developer Forest City Ratner Companies, and designed by the award-winning architectural firms AECOM ([www.aecom.com/architecture](http://www.aecom.com/architecture)) and SHoP Architects ([www.shoparc.com](http://www.shoparc.com)), Barclays Center has one of the most intimate seating configurations ever designed into a modern multi-purpose arena, with unparalleled sightlines and first-class amenities. Barclays Center offers 15,795 seats for hockey 17,732 seats for basketball, up to 19,000 seats for concerts, and has 101 luxury suites, four bars/lounges, four clubs, and 40/40 CLUB & Restaurant by American Express.

Barclays Center has redefined the arena customer service and culinary experience. Its more than 2,000 employees are trained by Disney Institute, the business advisory arm of The Walt Disney Company, and its BrooklynTaste food program features selections from 55 well-known restaurants and vendors in the borough. Barclays Center also engages the customer with state-of-the-art technology to enhance the fan experience and was the first arena in the world to utilize Cisco StadiumVision mobile multicast streaming technology, allowing fans to watch live video and instant replays from their mobile phones while connected to the arena's free Wi-Fi.

Since opening, Barclays Center has established itself as an industry leader in sports and entertainment, hosting some of the greatest entertainers in the world, in addition to major special events, such as the MTV Video Music Awards, the Rock and Roll Hall of Fame Induction Ceremony, 2015 NBA All-Star weekend, and three NBA Drafts.

Along the way, Barclays Center was recognized for its achievements by multiple organizations, including: Pollstar Awards' Best New Major Concert Venue, 2012 and Sports Facility of the Year, 2013; Sports Business Awards' Sports Facility of the Year, 2013; Architizer A+ Awards' New Building of the Year, 2013; Brooklyn Chamber of Commerce's Brooklyn Building Award for Economic Development, 2013; and Engineering-News Record New York's Best Projects, Sports/Entertainment, 2013. After its second full year in existence, Barclays Center ranked in the top two of the highest grossing U.S. venues in 2014, according to *Billboard* and *Venues Today*.

In addition to concerts and family shows at Barclays Center, the venue is home to two professional sports franchises. The Brooklyn Nets brought major professional sports back to Brooklyn for the first time since 1957, and advanced to the NBA Playoffs in 2013, 2014 and 2015, making them Brooklyn's first playoff team since 1956.

The 2015-16 campaign is the New York Islanders inaugural season at Barclays Center, marking the first time an NHL team has ever played in the borough.

Barclays Center also established ground-up boxing, college basketball, and college hockey franchises. Under its BROOKLYN BOXING™ presented by AARP program, Barclays Center brought professional championship boxing back to the borough for the first time since 1931, and continues to bring major fights to the venue. In addition, under its BROOKLYN HOOPS™ franchise Barclays Center hosts more than 40 college basketball games a year. In 2015, Barclays Center launched its BROOKLYN HOCKEY™ college hockey programming platform.

Barclays Center has also been also recognized for its sustainability efforts. The U.S. Green Building Congress awarded LEED® Silver Certification for New Construction to Barclays Center, the first arena or stadium in New York to achieve this status for its sustainable design and construction methods.

In addition to Barclays, the naming rights partner, Founding Partners for Barclays Center include American Honda Motor Co., Inc., American Express, Calvin Klein, EmblemHealth, GEICO, JetBlue, MetroPCS, Stolichnaya, and Ticketmaster. Other sponsors include: adidas, Anheuser-Busch, The Coca-Cola Company, High Point

Solutions, Infor, LIU Brooklyn, New York Lottery, New York Marriott at the Brooklyn Bridge, SONY, and SW24 Security Solutions.

Located atop one of the largest transportation hubs in New York City, Barclays Center is accessible by 11 subway lines, the Long Island Rail Road, and 11 bus lines.



FRONT OFFICE



# 2015-16 BROOKLYN NETS MEDIA GUIDE

## Nets Community Assist



Brooklyn Nets Assist is committed to giving back and bettering the lives of those in the surrounding communities. We strive to positively impact the community's youth and adults through various initiatives and programs focusing on the following four pillars: Education, Athletics, Health & Wellness and Community Development.

### BACK TO SCHOOL

The Brooklyn Nets will host a "Back to School" event for children in the Brooklyn community to celebrate the start of the school year.

### HOOPS for TROOPS

The Brooklyn Nets remain committed to supporting our active and retired service men and women and their families around the world. Through the NBA Cares Hoops for Troops program, teams and current and former players honor military and their families through a variety of activation including in-arena nights, military base visits, ticket programs, in-game activation and meet & greets with Wounded Warriors.

### NBA DREAM BIG

The Brooklyn Nets are proud to celebrate Black History Month throughout February. Month-long activities will involve special interactive features on the NETS website, community appearances by Nets players and in-arena vignettes.

### BROOKLYN FIT HEALTH & WELLNESS SERIES

Brooklyn Fit is a health and wellness program that will expose school-age children from non-profit organizations to various ways of staying fit while having fun.

### EMPLOYEE VOLUNTEER PROJECT

Nets employees (and Nets players when in season) will volunteer their time for community projects as a way to give back to the Brooklyn community. Each project will vary on the number of volunteers as well as the project focus. Projects will consist of: supporting the homeless and disabled, neighborhood and park beautification projects, children's projects, etc.

### FIT WEEK

NBA FIT is the league's comprehensive health and wellness program that encourages physical activity and healthy living for children and families through grassroots programs, events, products and promotional opportunities. During Fit week, the Nets conduct various initiatives such as fit clinics, fit contest in-arena and fitness vignettes featuring Nets players, and the Brooklynettes.

### GREEN INITIATIVES

The NBA and its teams are taking steps to become more environmentally responsible as we look to educate the community on being green. The Nets organization will host annual events to bring awareness to this subject through tree plantings, park clean ups and school assemblies.

### HALLOWEEN CELEBRATION

Brooklyn Nets Assist supports underprivileged children who normally wouldn't be able to celebrate Halloween by supplying full costumes and bringing them to a local Halloween event.

[BACK TO THE TOP](#)

### JR. NETS

The Jr. Nets initiative is the league's youth basketball participation program that teaches the fundamental skills and values of the game at the grassroots level to help grow and improve the experience for all. Through a network of affiliated youth basketball organizations, live events and interactive experiences, the Jr. Nets program aims to reach youth ages 6-14.

### MAKE A WISH BUILD A MEMORY PROGRAM

Throughout the season the Nets will grant a wish and build a memory for a child suffering from a life threatening medical condition. The selected child will experience a once in a life-time opportunity to share a special moment with a Brooklyn Nets player.

### NETS FOUNDATION

The NETS Foundation is dedicated to improving the quality of life in the metropolitan area by supporting programs and initiatives that focus on youth, education and strengthening communities. By feeding those in need, hosting holiday parties for kids and their families, sponsoring basketball camps and providing interaction with players at community organizations such as the Boys & Girls Clubs, the Nets Foundation has touched the lives of many.

### NETS FOUNDATION FUNDRAISER

Each season Brooklyn Nets players gather for a cause to mingle and interact with paying fans & supporters to raise funds for the Nets Foundation, the non-profit philanthropic arm of the organization. Traditionally, the event consists of entertainment, food, drinks, music and silent & live auctions.

### NETS YOUTH BASKETBALL DEVELOPMENT CAMPS & CLINIC

Nets Youth Basketball Development consists of for-profit and not-for-profit camps & clinics featuring Nets players and special guests. These events will focus on basketball fundamentals, game play and contests within an organized and fun environment.

### RANDOM ACTS OF KINDNESS

Nets Players and Brooklynettes show up unannounced at various locations to surprise individuals with a random act of kindness. You never know where they will end up next but you know it will be a complete surprise full of kindness.

### SEASON OF GIVING

Throughout the "Season of Giving," the Nets reach out to the community and help those in need during the holiday season. "Season of Giving" activities include the annual Thanksgiving meal, a holiday party for underprivileged children, toy giveaways, coat drives, toy drives, hospital visits and a holiday shopping spree.

### SPECIAL OLYMPICS SPORTS DAY

In recognition of Special Olympics month the Nets hold an annual basketball clinic for local Special Olympics athletes.

### ABOUT NBA CARES

NBA Cares is the league's global social responsibility program that builds on the NBA's mission of addressing important social issues. This season, as part of the 10th anniversary of its creation, NBA Cares is renewing its commitment to communities around the world by inspiring play and teaching basketball's values to more than 15 million youth, providing an additional 3 million hours of hands-on service to others, and leaving a lasting legacy in communities by building 1,000 more safe places to live, learn or play by 2025. NBA Cares works with internationally recognized youth-serving programs that support education, youth and family development, and health-related causes, including: Special Olympics, YMCA of the USA, Boys and Girls Clubs of America, UNICEF, the Make-A-Wish Foundation, Share Our Strength and GLSEN.

# BASKETBALL OPS

BILLY KING

FRANK ZANIN

LIONEL HOLLINS

ASSISTANT COACHES

BASKETBALL OPERATIONS STAFF

2015-16 NETS ROSTER

HOW THE NETS WERE BUILT





# 2015-16 BROOKLYN NETS MEDIA GUIDE

## Brooklyn Nets Basketball Operations



**Billy King**  
**General Manager**

Billy King was named as the Nets' general manager on July 14, 2010, and oversees all aspects of the team's basketball operations.

Under King's stewardship, the Nets made their historic shift from New Jersey to Brooklyn and Barclays Center, where the team has made three consecutive playoff appearances, the longest postseason streak since the Nets qualified for the playoffs six straight years from 2001-07.

In 2014, the Nets advanced to the playoffs for the second consecutive season, defeating the Atlantic Division champion Toronto Raptors in an epic seven-game First Round series, marking the franchise's first-ever game seven victory, before falling to the eventual Eastern Conference champion Miami Heat in the Eastern Conference Semifinals.

This past offseason, King was able to sign the Nets top free agents, Brook Lopez and Thaddeus Young, while once again displaying his draft-night acumen to move up the board and snag Rondae Hollis-Jefferson of Arizona with the 23<sup>rd</sup> overall selection.

King joined the Nets after spending 10 years with the Philadelphia 76ers organization, serving as the team's president from 2003-07. King joined the 76ers in June, 1997 as vice president of basketball administration, a role in which he served as the point person for basketball operations. Less than a year later he was promoted to general manager, a position he held until being named team president following the 2002-03 season.

During his 10-year tenure, King guided the team to five consecutive playoff appearances (1999-2003), including the 2000-01 season in which the Sixers captured the Atlantic Division title on the heels of a 56-26 season. The Sixers went on to win their first Eastern Conference Championship since 1983, advancing to the 2001 NBA Finals.

Before joining the 76ers, King served as an assistant coach for the Indiana Pacers for four seasons under Larry Brown. He joined the professional ranks after spending four seasons as an assistant at Illinois State University under Head Coach Bob Bender. King also spent one year as a color analyst for ESPN's basketball coverage of the Ohio Valley Conference.

Holding several roles within the USA Basketball program throughout his career, King has served as a member of USA Basketball Men's Senior National Team Program Advisory Panel, on USA Basketball's Board of Directors, as treasurer of USA Basketball and as an athlete representative on the 1997-2000 executive committee. King also served on the USA Basketball Men's Senior National Team Committees for the 1997-2000 and 2001-04 terms.

During his collegiate career, King was an outstanding defensive player on Duke University's nationally ranked teams in the late 1980s and received the 1987-88 Henry Iba Corinthian National Defensive Player of the Year award following his senior season. King helped the Blue Devils to a 112-27 record, an average of 28 wins per season, as Duke went to the Final Four twice, won the Atlantic Coast Conference regular-season championship and two ACC Tournament titles. In 1987, he helped the USA Basketball Men's World University Games silver-medal squad to a 7-1 record.

King has been honored and recognized by numerous organizations for his dedication and commitment to success. In July, 2000, he was honored as the Sports Executive of the Year at the Rainbow Sports Awards, reflecting not only his accomplishments in the sports industry, but also for the grace, dignity, commitment and humanity that he exemplifies throughout his everyday life. In 2001, 'Street and Smith's Business Journal' named him one of the industries "Forty under 40." He was also inducted into Duke University's Hall of Honor on Dec. 2, 2001, in its charter group. In May 2003, Sports Illustrated named King one of the "101 Most Influential Minorities in Sports," a list that included "men and women that are reshaping the sports industry and opening doors through which others will follow." King also was honored by the African-American Ethnic Sports Hall of Fame as the NBA Executive of the Year in July, 2003.

Born Jan. 23, 1966, King was a political science major at Duke and follows national and local politics closely. He is also a movie buff and early in his career hosted his own movie review show for WBNQ-Radio in Bloomington, Ill. titled "Kings Clips."

King resides in Brooklyn with his wife, Melanie and their two children, daughter, Natane and son, Reggie.



# 2015-16 BROOKLYN NETS MEDIA GUIDE

## Basketball Operations Staff



**Frank Zanin**  
**Assistant General Manager**

Frank Zanin begins his sixth year with the Brooklyn Nets and his third as assistant general manager, after being promoted to the position in July, 2013. In his current role, Zanin assists Billy King with all personnel and scouting matters, including draft preparation and free agent/trade analysis. Zanin served his first three seasons with the organization as the team's pro personnel scout and director of player procurement.

Zanin began his NBA career in 1999 as a video intern with the Philadelphia 76ers, and then was hired as the team's video coordinator the following season, a position he held until 2003, when he was promoted to advance scout/assistant coach. In 2006, Zanin began a two-year tenure as the team's pro personnel scout.

Zanin is a 1999 graduate of West Chester University, where he was a three-year starter on the basketball team and received his degree in business management. Frank and his fiancé, Pudge Maholik, reside in Brooklyn.



# 2015-16 BROOKLYN NETS MEDIA GUIDE

## Basketball Operations Staff



**Lionel Hollins**  
**Head Coach**

Lionel Hollins was named as the 19<sup>th</sup> head coach in Nets NBA franchise history on July 7, 2014. In his first season in Brooklyn, Hollins led the Nets to their third consecutive playoff berth, and his teams have now made the postseason in four of his five full seasons as a head coach (including the lockout-shortened 2011-12 season).

A veteran of over 23 years of NBA coaching experience, Hollins most recently served as head coach of the Memphis Grizzlies in 2012-13, where he guided the team to a franchise record 56 wins and reached the Western Conference Finals. Hollins took the helm in Memphis midway through the 2008-09 season and led the Grizzlies to consecutive postseason appearances in his final three campaigns as coach. In his four-plus season stint as head coach, Hollins garnered a record of 196-155 (.558).

The Las Vegas native was an original member of the Vancouver franchise as an assistant coach, and was a staple on the sidelines for 10 of the club's first 12 seasons (1995-00, 2002-07). Hollins twice served as the Grizzlies' interim head coach, when he guided Vancouver to an 18-42 finish (.300) in 1999-00, and again took over for four games in 2004-05, following the resignation of Hubie Brown. Overall, Hollins owns a career NBA coaching record of 214-201 (.516). Prior to joining the Grizzlies, the Arizona State graduate spent seven years with the Phoenix Suns (1988-95) as an assistant coach under Cotton Fitzsimmons and later Paul Westphal. He began his coaching career as an assistant at Arizona State in 1985 and served for part of the 2008-09 season as an assistant coach for the Milwaukee Bucks.

Hollins honed his straightforward approach by serving under three NBA Coaches of the Year, including Brown, Fitzsimmons and Mike Fratello and was on the coaching staff when Brown and Fitzsimmons were honored with the award a second time. During his 10-year playing career (1975-85) in the NBA, Hollins was led by several notable head coaches, including the NBA's all-time coaching wins leader and Hall of Famer Lenny Wilkens, Hall of Famers Billy Cunningham, Chuck Daly and Jack Ramsay, as well as Bill Fitch and Paul Silas.

Selected sixth overall in the first round of the 1975 NBA Draft by the Portland Trail Blazers, Hollins earned a spot on the 1976 All-Rookie First Team and won an NBA Championship as a starter for the Trail Blazers in 1977. A year later, he was an NBA All-Star while also being named to the NBA's All-Defensive First Team. Hollins averaged 11.6 points, 4.5 assists and 1.6 steals over 673 career games with the Trail Blazers, Philadelphia 76ers, San Diego Clippers, Detroit Pistons and Houston Rockets.

Hollins has been inducted into the Halls of Fame of the NCAA, Arizona State University, Nevada High School Basketball, Southern Nevada Sports and the Pac-10. In addition, he has been named one of the Top 100 athletes of Nevada and one of the top 150 athletes of Arizona. His No. 14 jersey is retired by the Trail Blazers and his No. 33 jersey was raised to the rafters by Arizona State. Hollins has also had the distinction of serving on the NBA's competition committee, which recommends changes to playing rules or any other competition-related matters to the Board of Governors for its consideration and vote.

Hollins has been extremely active in the community, having served on the Board of Directors for the Grizzlies Foundation. In addition, in conjunction with Lionel Hollins Charities, he established the annual Bowling for Backpacks event, which has raised thousands of dollars to purchase school supplies and uniforms for underprivileged youth since its inception in 2003, and the Role Models Dinner, which includes a fine dining experience and a connection with mentors that volunteer for one year at their school. Hollins has been involved with a Christmas holiday charity Bike Buddies event, held in conjunction with the Memphis Police and Fire Departments, distributing bikes, helmets and books, as well as teaching fire safety lessons to children. He also started a community garden with United Healthcare to promote healthy eating habits to Memphis middle and high school students.

### LIONEL HOLLINS - CAREER COACHING RECORD

Season	Tm	REGULAR SEASON				PLAYOFFS			
		G	W	L	W/L%	G	W	L	W/L%
1999-00	VAN	60	18	42	.300	-	-	-	-
2004-05	MEM	4	0	4	.000	-	-	-	-
2008-09	MEM	39	13	26	.333	-	-	-	-
2009-10	MEM	82	40	42	.488	-	-	-	-
2010-11	MEM	82	46	36	.561	13	7	6	.538
2011-12	MEM	66	41	25	.621	7	3	4	.429
2012-13	MEM	82	56	26	.683	15	8	7	.533
2014-15	BKN	82	38	44	.463	6	2	4	.333
<b>Career</b>		<b>497</b>	<b>252</b>	<b>245</b>	<b>.507</b>	<b>41</b>	<b>20</b>	<b>21</b>	<b>.488</b>



# 2015-16 BROOKLYN NETS MEDIA GUIDE

## Basketball Operations Staff Assistant Coaches



### **Paul Westphal** **Assistant Coach**

Paul Westphal enters his second season as an assistant coach with the Brooklyn Nets. A veteran of more than 20 years on NBA sidelines, including three stops as a head coach in Phoenix, Seattle and Sacramento, Westphal began his NBA coaching career as an assistant in Phoenix in 1988. He was named head coach of the Suns four years later in 1992, leading the team to three of its most successful seasons, reaching the NBA Finals in 1993, and advancing twice to the conference semifinals. Westphal was twice selected to serve as head coach of the Western Conference All-Star team in 1993 and 1995. In his three and a half seasons as head coach of the Suns (1992-95), Westphal compiled a 191-88 (.685) record. Westphal returned to the coaching ranks in 1998, when he led the Seattle SuperSonics for parts of three seasons (1998-2000), and was named head coach of the Sacramento Kings in 2009, where he served until early in the 2011-12 season. Overall, Westphal holds a career NBA regular season coaching record of 318-279 (.532) and a career playoff record of 49-27 (.551).

In between his stints as head coach of the SuperSonics and Kings, Westphal served as head coach of Pepperdine University from 2001-06, compiling a record of 75-71 (.514) and advancing to the 2002 NCAA Tournament, and as an assistant coach and executive vice president of basketball operations with the Dallas Mavericks (2007-09).

A five-time NBA All-Star, Westphal played 12 seasons in the NBA with Boston, Phoenix, New York and Seattle and was named to the All-NBA First Team three times (1976-77, 1978-79, 1979-80), All-NBA Second Team once (1977-78) and was a member of the 1974 NBA Champion Boston Celtics. The number 10 pick in the 1972 NBA Draft out of USC, Westphal averaged 15.6 points and 4.4 assists in 823 NBA games. His No. 44 jersey was retired by the Suns on April 15, 1989.

The Redondo Beach, Calif. native enjoyed a decorated career at the University of Southern California, playing three seasons (freshmen weren't allowed to play on the varsity) and earning All-American honors in 1972. He also garnered All-Pac 10 honors in all three seasons, including two First Team selections. USC retired Westphal's jersey No. 25 and he was inducted into their Athletic Hall of Fame on May 17, 1997. The Pac-10 also honored Westphal, electing him to the Pac-10 Hall of Honor on March 15, 2008.



### **Tony Brown** **Assistant Coach**

Tony Brown enters his second season with the Brooklyn Nets after spending the previous three seasons as an assistant coach with the Dallas Mavericks under Rick Carlisle. Brown has also served as an assistant coach with the Los Angeles Clippers (2009-10), Milwaukee Bucks (2007-08), Boston Celtics (2004-07), Toronto Raptors (2003-04), Detroit Pistons (2001-03) and Portland Trail Blazers (1997-2001). In addition to Carlisle (in Dallas and Detroit), Brown assisted Mike Dunleavy in Los Angeles and Portland, Larry Krystkowiak in Milwaukee, Doc Rivers in Boston and Kevin O'Neill in Toronto.

Brown has filled in as a head coach in three games in his career, winning all three: once for Rivers in Boston (March 19, 2006), once for Krystkowiak in Milwaukee (November 6, 2007) and once for Dunleavy in Los Angeles (December 31, 2009). Prior to beginning his coaching career, he was an advance scout for the Bucks (1994-97).

Brown spent seven seasons (1984-90, 1991-92) as an NBA player with nine teams after being selected with the 82nd pick in the fourth round of the 1982 NBA Draft by the New Jersey Nets. His best professional season came in 1986-87 with the Nets, where he recorded career-bests for points, assists, steals, minutes and games started. In 360 career NBA games split between the Nets, Indiana Pacers, Chicago Bulls, Houston Rockets, Milwaukee Bucks, Los Angeles Lakers, Utah Jazz, Los Angeles Clippers and Seattle SuperSonics, Brown averaged 6.0 points and 2.1 rebounds per game. In addition to his seven seasons in the NBA, Brown also spent time in the Continental Basketball Association and Italy.

The Chicago native played four years at the University of Arkansas under head coach Eddie Sutton. Brown and his wife, Exquilynn, have a daughter, Myesha.





# 2015-16 BROOKLYN NETS MEDIA GUIDE

## Basketball Operations Staff Assistant Coaches



**Joe Wolf**  
**Assistant Coach**

Joe Wolf enters his second season with the Brooklyn Nets and his seventh season coaching in the NBA after spending five seasons as an assistant coach with the Milwaukee Bucks under Scott Skiles (2008-13).

Wolf's coaching career also includes stints as head coach and general manager of the Colorado 14ers of the NBA Development League (2006-08) and head coach of the Idaho Stampede of the Continental Basketball Association (2004-06). In a combined four seasons in the D-League and CBA, Wolf's teams had eight players called up to the NBA a total of 17 times. He also served one season as an assistant coach at the College of William & Mary (2003-04). For the past three summers, Wolf has served as an assistant coach under Mike Fratello with the Ukrainian national team, helping the country qualify for the FIBA World Cup for the first time in 2014.

Wolf spent 11 seasons as an NBA player after being selected with the 13<sup>th</sup> pick of the first round of the 1987 NBA Draft by the Los Angeles Clippers. In 592 career games with the Clippers, Denver Nuggets, Boston Celtics, Portland Trail Blazers, Charlotte Hornets, Orlando Magic and Milwaukee Bucks, Wolf averaged 4.2 points and 3.3 rebounds per game. He also spent one season playing in Spain.

Wolf spent four years at the University of North Carolina under Hall of Fame head coach, Dean Smith, and helped the Tar Heels advance to the Sweet 16 of the NCAA Tournament four times and the Elite 8 twice. The Kohler, Wis. native was named Wisconsin's all-time greatest high school basketball player in a poll conducted by the *Milwaukee Journal Sentinel* in 2005.



**Jay Humphries**  
**Assistant Coach**

Jay Humphries begins his second season as an assistant coach with the Nets after spending 13 years as a coach in the NBA, NBA D-League and overseas. Humphries began his coaching career in 2001 as the associate head coach for the Jilin Northeastern Tigers of the Chinese Basketball Association and spent the next five years in the Korean Basketball League. He served three years as the associate head coach for the Wonju TG Xers and two years as the head coach of the Incheon ET Land Black Slamer. Humphries then returned stateside, joining the Phoenix Suns as an assistant coach on Mike D'Antoni's staff for one season (2007-08) before taking over as the first head coach for the Reno Bighorns of the D-League (2008-10). He then spent one season as the head coach of the Foshan Long Lions in China.

Humphries played 11 seasons in the NBA after being selected with the 13<sup>th</sup> pick of the first round in the 1984 NBA Draft by the Phoenix Suns. Humphries holds career NBA averages of 11.1 points, 5.5 assists and 1.50 steals in 29.3 minutes per game in 788 games (557 starts) split between Phoenix (1984-88), Milwaukee (1988-92), Utah (1992-95) and Boston (1995).

The Los Angeles native played four years at the University of Colorado under former Nets assistant and interim head coach, Bill Blair, and long-time college basketball head coach, Tom Apke. He still holds records at Colorado for career assists, single-game steals, single-season steals and career steals.



**Steve Jones**  
**Assistant Coach for Player Development**

Steve Jones begins his second season with the Nets and first as an assistant coach for player development after serving as the team's manager of video operations during the 2014-15 season. Prior to joining the Nets, Jones held various positions with the Memphis Grizzlies, including video intern (2011-12), video associate (2012-13) and video coordinator/player development (2013-14).

A native of Portland, Ore., Jones walked on to the men's basketball team at Arizona State, spending three years at ASU (2005-08) before completing his collegiate career as a walk-on at UNLV (2008-10), where he earned a Bachelor of Arts in Communication Sciences. Jones and his wife, Whitney, have three daughters, Peyton (6), Harper (3) and Campbell (1).



# 2015-16 BROOKLYN NETS MEDIA GUIDE

## Basketball Operations Staff



**Jim Sann**  
**Assistant Coach/Advance Scout**

Jim Sann is currently in his second stint with the Nets organization after working as a Nets assistant coach/coaching associate for five seasons (2005-10).

From 2010-12, Sann spent two seasons as a member of the Chicago Bulls staff, serving as an assistant coach/video coordinator. Sann was the advance scout for the Houston Rockets during the 2004-05 season and served as an assistant coach with the Toronto Raptors in 2003-04. He began his professional basketball career with the New York Knicks organization, holding various positions over 11 seasons, eventually rising to director of basketball administration. The Larchmont, N.Y. native graduated from the University of Colorado in 1991.

Sann has a daughter, Avery, and a son, Teddy.



**Tim Walsh**  
**Athletic Trainer**

New Jersey native Tim Walsh returned to the metropolitan area for the 2000-01 NBA season and is beginning his 16th season as head athletic trainer for the Nets. Walsh spent 1997-2000 in a similar position with the Orlando Magic after serving as assistant trainer for the New York Knicks for 13 seasons. Walsh, a certified member of the National Athletic Trainers Association, the American College of Sports Medicine and the National Strength Conditioners Association, oversees the immediate medical needs of the team's players, including the prevention, treatment and rehabilitation of injuries.

A graduate of Upsala College, Walsh joined the Knicks in 1984, where he played an integral role on the Knicks' training staff. In addition to his training duties, Walsh took on the added responsibilities of attending to New York's practice and training facilities, while also being responsible for the supervision of player equipment and uniforms.

Walsh is a Performance Enhancement Specialist, certified by the National Academy of Sports Medicine. He served a two-year term as chairman of the National Basketball Athletic Trainers Association from 2004-06. A three-time winner of the 'Trainer of the Year' award as named by the National Basketball Athletic Trainers Association, Walsh was honored in 2004, 2014 and 2015. During the 2014-15 NBA season, Walsh also earned a HeartSaver award from the American Heart Association after he and his staff acted heroically to aid a member of the Nets' coaching staff who had suffered a heart attack during a team practice.

In 2003, Walsh was named by USA Basketball as an athletic trainer for the 2003 and 2004 USA Basketball Men's Senior National Team, serving as the team's trainer in the 2004 Olympics in Athens, Greece. During his tenure with the Nets, Walsh has added three All-Star Games to his credentials, as he worked the 2002 NBA All-Star Game in Philadelphia, the 2008 NBA All-Star Game in New Orleans and the 2015 NBA All-Star Game at Madison Square Garden. In October of 2009, Walsh was inducted into the Newark Athletic Hall of Fame.

Walsh attended Essex Catholic High School, where he was a two-time All-County catcher and team MVP as a senior. He was named Essex Catholic's outstanding athlete as a senior for both his exploits in football and baseball and in 2011, was inducted to the Essex Catholic High School Hall of Fame. As a catcher at Upsala College, Walsh helped lead his team to three NCAA Division III Championship Tournaments.

In 2010, Walsh made his big screen debut, playing himself in the movie Just Wright, starring Queen Latifah.

Tim and his wife, Kathy, have two children, a daughter, Lauren Frances and son, Stephen Philip, and they reside in Washington Township, New Jersey.



**Trevor St. Agathe**  
**Strength and Conditioning Coach/Nutritional Director**

Trevor St. Agathe begins his third season with the Nets and first as the team's strength and conditioning coach/nutritional director. St. Agathe was previously the Nets' assistant strength and conditioning coach during the 2013-14 season and a strength and conditioning intern during the 2012-13 season.

A native of Bedford-Stuyvesant in Brooklyn, St. Agathe earned a Bachelor's of Science in Health and Wellness with a concentration in adult fitness from Buffalo State in 2008 and a Master's in Exercise Science with a concentration in strength and conditioning from Long Island University in 2014. He has completed additional internships with the athletic department at Buffalo State, assisting the strength and conditioning staffs for the basketball, football and track and field programs, and with Sports Focus Physical Therapy in Buffalo. St. Agathe also worked with the football team at his alma mater, James Madison High School, in the Midwood section of Brooklyn.



# 2015-16 BROOKLYN NETS MEDIA GUIDE

## Basketball Operations Staff



### **Gregg Polinsky** **Director of Player Personnel**

Gregg Polinsky begins his eighth season as director of player personnel and 17th overall with the Nets. Polinsky joined the Nets as a scout in 1999 and was named the team's director of scouting in 2004. A native of St. Louis, Mo., Polinsky played college ball at New Mexico and earned his degree in physical education from Northern Arizona. He began his coaching sojourn in 1981 as an assistant at Howard College (1981-83), and served in a similar capacity at the University of Texas (1983-86) and the University of Alabama (1986-95) before assuming the head coaching post at Georgia Southern, a position he held from 1995-99.

Gregg resides in Birmingham, Alabama with his wife, Cindy, and twin daughters, Abby and Brooke.



### **Gary Sussman** **Vice President of Public Relations**

Entering his 23<sup>rd</sup> season with the Nets, Gary Sussman was promoted in the summer of 2003 to his current position overseeing the Nets' basketball public relations efforts, which followed eight seasons as the team's director of corporate communications. Besides serving as the Nets' primary spokesperson, Sussman is responsible for all aspects of communications for the team, including day-to-day media interaction, team publicity and game-day media operations.

In addition to his public relations duties, Sussman served as the team's public address announcer in some capacity for two decades, commencing with Chuck Daly's opening night in 1992 and concluding with the franchise's final game in New Jersey on April 13, 2012.

Prior to joining the Nets, Sussman was the public relations director at Yonkers Raceway for seven years, where his duties included producing and hosting a nationally syndicated, Emmy-nominated television racing program, 'Summer Racing from Yonkers,' as well as hosting an award-winning radio harness racing program on WFAS. Sussman also served as the master of ceremonies for the North American Harness Writers Association national dinner and was a presenter at the Hall of Fame of the Trotter induction ceremonies.

A native of Liberty, New York, Sussman received his B.A. in political science from SUNY-Albany and his M.S. in television/radio from Syracuse University.

Gary and his wife, Rosemary, reside in Highland Mills, New York, and have two daughters, Marli, a lawyer in Manhattan, and Brynn, who works for the NBA.



# 2015-16 BROOKLYN NETS MEDIA GUIDE

## Basketball Operations Staff



**Lloyd Beckett**  
Director of Physical Therapy &  
Assistant Athletic Trainer



**Brennan Blair**  
Basketball Technology  
Coordinator



**Jordan Brown**  
Executive Assistant to Head  
Coach



**Joe Cuomo**  
Equipment Manager



**Danko Cvjetcanin**  
International Scouting Coordinator



**Glenn DuPaul**  
Director of Basketball Analytics



**Bob Ferry**  
Regional Scout



**Frederick Galloway**  
Asst. Director of Team Security



**Ryan Gisriel**  
Assistant to General Manager



**Khalid Green**  
Regional Scout



**Aaron Harris**  
Sr. Director of Public Relations



**Mike Jones**  
Manager of Video Operations



**Marivic Lardizabal**  
Team Services Manager



**Brett Levy**  
Video Assistant




**Robert Masiello**  
Director of Team Security




**Ale Oliveira**  
Assistant Athletic Trainer



**Eddie Oran**  
Regional Scout



**Eli Pearlstein**  
Public Relations Manager



**Adam Ratner**  
Basketball Operations Assistant



**Nick Resavy**  
Video Coordinator



**Matt Riccardi**  
Sr. Manager of Basketball  
Operations



**Matt Tellem**  
Basketball Information  
Coordinator





# 2015-16 BROOKLYN NETS MEDIA GUIDE

## 2015-16 Nets Roster

NO.	NAME	POS	HT	WT	DOB	COLLEGE/COUNTRY	YRS PRO
9	Andrea Bargnani	F/C	7-0	245	10/26/85	Italy	9
44	Bojan Bogdanovic	G/F	6-8	216	04/18/89	Croatia	1
22	Markel Brown	G	6-3	190	01/29/92	Oklahoma State/USA	1
21	Wayne Ellington	G	6-4	200	11/29/87	North Carolina/USA	6
24	Rondae Hollis-Jefferson	F	6-7	220	01/03/95	Arizona/USA	R
2	Jarrett Jack	G	6-3	200	10/28/83	Georgia Tech/USA	10
7	Joe Johnson	G/F	6-7	240	06/29/81	Arkansas/USA	14
31	Dahntay Jones	G/F	6-6	225	12/27/80	Duke/USA	11
10	Sergey Karasev	G/F	6-7	208	10/26/93	Russia	2
0	Shane Larkin	G	5-11	175	10/02/92	Miami (Fla.)/USA	2
11	Brook Lopez	C	7-0	275	04/01/88	Stanford/USA	7
1	Chris McCullough	F	6-9	200	02/05/95	Syracuse/USA	R
33	Willie Reed	F/C	6-10	220	05/16/90	Saint Louis/USA	R
41	Thomas Robinson	F	6-10	237	03/17/91	Kansas/USA	3
15	Donald Sloan	G	6-3	205	01/15/88	Texas A&M/USA	4
30	Thaddeus Young	F	6-8	220	06/21/88	Georgia Tech/USA	8

Head Coach:	Lionel Hollins (Arizona State)
Assistant Coaches:	Paul Westphal (Southern California)
	Tony Brown (Arkansas)
	Joe Wolf (North Carolina)
	Jay Humphries (Colorado)
Assistant Coach for Player Development	Steve Jones (UNLV)
Assistant Coach/Advance Scout	Jim Sann (Colorado)
Athletic Trainer	Tim Walsh (Upsala)
Strength and Conditioning Coach/Nutritional Director	Trevor St. Agathe (Buffalo State)
Director of Physical Therapy/Assistant Athletic Trainer	Lloyd Beckett (Northeastern)
Assistant Athletic Trainer	Ale Oliveira (Georgia State)

## How the Nets Were Built

### NBA DRAFT

Brook Lopez	First Round, 10th overall, 2008 NBA Draft
Chris McCullough	First Round, 29th overall, 2015 NBA Draft

### TRADES

Bojan Bogdanovic	From Minnesota Timberwolves (via Miami Heat) in exchange for for the Nets' 2013 second round pick and cash considerations on June 24, 2011
Joe Johnson	From Atlanta in exchange for Jordan Farmar, Anthony Morrow, Johan Petro, Deshaun Stevenson, Jordan Williams, a first round pick in 2013, and a second round pick in 2017 on July 11, 2012
Markel Brown	From Minnesota in exchange for cash considerations on June 26, 2014
Jarrett Jack	From Cleveland along with Sergey Karasev. Boston received Marcus Thornton from Brooklyn and Tyler Zeller and a protected 2016 first round pick from Cleveland in the three-team trade on July 10, 2014
Sergey Karasev	From Cleveland along with Jarrett Jack. Boston received Marcus Thornton from Brooklyn and Tyler Zeller and a protected 2016 first round pick from Cleveland in the three-team trade on July 10, 2014
Thaddeus Young	From Minnesota in exchange for Kevin Garnett on February 19, 2015
Rondae Hollis-Jefferson	From Portland along with Steve Blake. Portland received Mason Plumlee and the draft rights to Pat Connaughton on June 25, 2015

### FREE AGENCY

Shane Larkin	Signed as a free agent on July 9, 2015
Thomas Robinson	Signed as a free agent on July 9, 2015
Willie Reed	Signed as a free agent on July 9, 2015
Wayne Ellington	Signed as a free agent on July 9, 2015
Andrea Bargnani	Signed as a free agent on July 17, 2015
Donald Sloan	Signed as a free agent on August 10, 2015
Dahntay Jones	Signed as a free agent on September 10, 2015

### BACK TO THE TOP

# PLAYERS

ANDREA BARGNANI  
BOJAN BOGDANOVIC  
MARKEL BROWN  
WAYNE ELLINGTON  
RONDAE HOLLIS-JEFFERSON  
JARRETT JACK  
JOE JOHNSON  
DAHNTAY JONES  
SERGEY KARASEV

SHANE LARKIN  
BROOK LOPEZ  
CHRIS McCULLOUGH  
WILLIE REED  
THOMAS ROBINSON  
DONALD SLOAN  
THADDEUS YOUNG

9

ANDREA

BARGNANI

FORWARD/CENTER

**HEIGHT:** 7-0

**WEIGHT:** 245

**DOB:** October 26, 1985

**BIRTHPLACE:** Rome, Italy

**YEARS PRO:** 9

**DRAFTED:** Toronto, First Round  
(1st overall), 2006 NBA Draft



@AndreaBargnani



@andrea\_bargnani







# 2015-16 BROOKLYN NETS MEDIA GUIDE

## ANDREA BARGNANI

**CAREER TRANSACTIONS:** **June 28, 2006:** Selected by Toronto as the first overall pick in the 2006 NBA Draft... **July 10, 2013:** Traded by Toronto to the New York Knicks in exchange for Steve Novak, Marcus Camby and Quentin Richardson, along with a 2014 second round draft pick, a 2016 first round draft pick and a 2017 second round draft pick... **July 17, 2015:** Signed a multi-year contract with the Brooklyn Nets.

**CONTRACT STATUS:** Signed through the 2015-16 season (Player Option for the 2016-17 season).

**2014-15 SEASON (New York Knicks):** Appeared in 29 (22 starts) of the Knicks' 82 games due to various injuries... Averaged 14.8 points, 4.3 rebounds and shot .454 (164-361 FG) in over 27.1 minutes per game... Shot .366 (15-41 3FG) from downtown and shot .824 (87-107 FT) from the charity stripe... Recorded seven 20+ scoring games and two double-doubles... Logged 35+ minutes four times... Had one four-block game and two three-block games... Key figure in win at DET on 2/27 with a season-high 25 points (10-20 from the field and 1-2 from downtown), eight rebounds and four assists... Main cog in win vs. PHI on 4/5 with 25 points (10 in the fourth quarter) and 12 rebounds... Logged season-high 38 minutes in loss against BOS on 3/27, also tallied 25 points, seven rebounds and four assists.

**PRO CAREER:** In 504 career games (377 starts), holds averages of 15.0 points, 4.8 rebounds, 1.3 assists and 0.9 blocks in 30.1 minutes per game... **2013-14 Season (New York Knicks):** Averaged 13.3 points (third on team), 5.3 rebounds and shot .442 (222-502) over 29.9 minutes per game in 42 games (39 starts)... Went 30-108 (.278) from downtown, 84-102 from the free throw line (.824)... Led Knicks in scoring twice, rebounds eight times... Recorded eight 20+ scoring games and four double-doubles... Logged 40+ minutes twice... Had one four-block game, one five-block game and notched a Knicks season-high and career-high-tying six blocks on 12/1 vs. NOP... Scored his 7,000th career point at TOR on 12/28... Was the key figure in win at CHA on 1/18 with season-high 25 points (11-25 FG, 3-9 3FG), eight rebounds and five blocks... Main cog in win at ATL on 11/13 with 20 points (10 in fourth quarter) and 11 rebounds... Went 9-12 from the field and 3-3 from downtown en route to 24 points in loss to HOU on 11/14... Logged season-high 43 minutes in loss at POR on 11/25 (16 points, six rebounds)... Main cog in win at BKN that snapped a nine-game losing streak with 16 points and three blocks on 12/5... Recorded an off-the-bench double-double (12 points, 10 rebounds) in a 2OT win at MIL on 12/18... Clutch factor in win at ORL with 13 points on 12/23. Nailed back-to-back jumpers with 3:05 and 2:24 left in fourth quarter to maintain a four-point NYK lead after the Magic cut a 25-point Knicks lead down to one... Posted team-highs points (18) and rebounds (season-high 12) vs. former teammates in loss to TOR on 12/27... Season came to sudden halt on 1/22 when he suffered torn ligament, left elbow on a dunk attempt in third quarter of a loss to PHI, sidelining him for the remainder of the season... Missed the season's last 40 games (listed as inactive) after appearing in each of Knicks' first 42 contests... **2012-13 Season (Toronto Raptors):** In injury-shortened seventh and final season in Toronto, averaged 12.7 points and 3.7 rebounds with .399 shooting (170-426 FG) over 28.7 minutes in 35 games (25 starts)... Went 38-123 (.309) from downtown, 65-77 from the free throw line (.844)... Led the Raptors in scoring eight times and had nine 20+ scoring games... Averaged 15.4 points and 4.5 rebounds in his 25 starts... Scored a season-high 34 points on 11/23 at DET (17 points in first quarter); tied a career-high with five three-pointers at GSW on 3/4... Missed a total of 46 games due to injury/illness: 26 with torn right elbow ligament/strained right wrist (12/12-2/3), one with flu-like symptoms (2/10) and the season's final 19 games with avulsion sprain, right elbow (3/10-4/17)... **2011-12 Season (Toronto Raptors):** Missed the final nine games of the season with a sore left calf and 35 total with the calf injury... Led the team in scoring (19.5 points per game) and averaged 5.5 rebounds per game (fourth on the team) in 33.3 minutes per game (third)... Had five games of 30 or more points... Ranked 10th in the NBA with a career-best .873 (151-173 FT) free throw percentage... Shot a career-low .296 (34-115 3FG) from 3-point range... Paced the team in scoring 13 times... Scored 18+ points in six consecutive games (3/28-4/6)... Became the fourth player in team history to eclipse the 6,000 career point mark on 3/28 vs. DEN... Made his return on 3/10 at DET after missing 20 contests (1/13-3/7) with a strained left calf he reinjured in the first overtime 1/25 at UTA... Returned to the starting lineup on 1/24 at PHX and scored a season-high 36 points; shot a career-best 12-12 at the free throw line and recorded a season-high 18 points in the third quarter... Missed six consecutive games (1/13-2/2) with a strained left calf... Sustained his original calf injury with 3:13 remaining in the third quarter 1/11 vs. SAC; had his second double-double of season with 10 points and 10 rebounds... Matched a then-season-high with 31 points on 1/9 vs. MIN... Recorded first double-double with 21 points and season-best 11 rebounds on 1/7 at PHI... Tallied a then season-high 31 points on 1/4 vs. CLE... Averaged 27.5 points in a four-game stretch from 12/30-1/4... Scored 20+ points in the home opener for the fourth time in his career joining Chris Bosh and Vince Carter as the only players in team history to accomplish the feat... **2010-11 Season (Toronto Raptors):** Missed eight of the last 10 games (3/26-4/13) due to a sore right ankle... Averaged career highs in points (21.4) and minutes per game (35.7)... Ranked 15th in NBA scoring... Led the team in scoring, three-pointers made (77) and 3-pointers attempted (223)... Paced the team in scoring 39 times and on the glass 10 times... Had a team high of 30 or more points nine times... Averaged a team-high 20.8 points per game during 12 contests in March... Made his 500th career 3-pointer on 3/18 vs. WAS, joining Morris Peterson (801) and Vince Carter (554) as the only players in team history to reach 500 3-pointers; also shot 15-18 (both career-highs) from the foul line against the Wizards... Posted his second double-double of the season with a game-high 35 points and 12 rebounds in a career-high 52 minutes in 3OT on 3/5 at NJN (in London, England)... Scored in double-figures in 26 consecutive games, with 17 games of 20 or more points (1/4-2/25)... Scored 20+ points in six consecutive games (2/4-16)... Had a game-high 38 points on 2/16 vs. MIA... Recorded back-to-back 29-point games at home against SAS and POR (2/9 and 2/11)... Contributed a game-high 31 points while grabbing nine rebounds, including a career-high six offensive boards, in 35 minutes on 1/14 vs. DET... Returned to the starting lineup on 1/4 at CHI and led the team with 23 points and six rebounds... Missed four consecutive games (12/27-1/2) with a strained left calf... Led all scorers with 32 points, including 24 points in the second half, vs. NJN on 12/17... Recorded the first 40-point game of his career with 41 points on 12/8 at NYK... Registered his first double-double of the season with 26 points and a season-high 12 rebounds on 12/3 vs. OKC... Scored 20+ points in four consecutive games to open the season (10/27 - 11/3)... Recorded team highs of 26 points and nine rebounds on 11/3 at UTA... Made a 3-pointer at the 10:05 mark of the second quarter 10/29 vs. CLE, moving into third on the team's all-time career 3-point field goal list ahead of Doug Christie (431)... **2009-10 Season (Toronto Raptors):** Averaged 17.2 points, 6.2 rebounds and 1.39 blocks per game in 80 games (all starts)... Shot a career-best .470 from the field... Led the team in 3-pointers made (121), 3-pointers attempted (325) and blocks (111)... Ranked 17th in the NBA with 1.39 blocks... Led the team in scoring 15 times and rebounding 10 times... Had a career-high 27 games with 20+ points... Match his career-high with five 3-pointers on 4/12 at DET and led the team with 33 points... Reached the 100-block plateau for the first time in his career on 4/4 vs. GSW... Earned his career-high 10th double-double on 3/26 vs. DEN with 14 points and a team-high 15 rebounds... Scored a then-career-high 34 points on 2/2 at IND... Averaged 19.0 points, 5.8 rebounds and 1.7 blocks per game during 10 games in February... Had a streak of 15 consecutive games with at least one block between 1/17 and 2/24... Missed two games - 1/22 at MIL with a sore lower back and 12/9 at MIL with a sore right ankle... Grabbed a career-high 17 rebounds on 1/11 at IND... Recorded back-to-back double-doubles for the first time in his career on 11/20 vs. MIA (24 points, 11 rebounds) and 11/18 at UTA (10 points, 11 rebounds)... Scored a game-high 28 points in 30 minutes during the season opener on 10/28 vs. CLE... **2008-09 Season (Toronto Raptors):** Averaged 15.4 points, 5.3 rebounds and 1.24 blocked shots in 31.4 minutes per game in 78 games... Averaged 17.7 points and 5.9 rebounds per game in 59 starts... Paced the team in scoring on 15 occasions... Topped 20 or more points 23 times...

	CAREER HIGHS	2014-15 HIGHS
PTS	41 at NYK 12/8/10	25 (4 times)
FGM	16 at NYK 12/8/10	10 (4 times)
FGA	28 at NJN 3/5/11	20 (2 times)
3FGM	5 (11 times)	2 (5 times)
3FGA	10 (3 times)	5 vs. BOS 3/27/15
FTM	15 vs. WAS 3/18/11	9 at PHI 3/20/15
FTA	18 vs. WAS 3/18/11	11 at LAL 3/12/15
OREB	6 (2 times)	3 (2 times)
DREB	13 at IND 1/11/10	11 at DET 2/27/15
TREB	17 at IND 1/11/10	12 at DET 2/27/15
ASTS	7 at BOS 1/23/08	4 (5 times)
STLS	4 (2 times)	1 (2 times)
BLKS	6 (3 times)	4 vs. PHI 4/5/15
MINS	52 at NJN 3/5/11	39 vs. BOS 3/27/15





# 2015-16 BROOKLYN NETS MEDIA GUIDE

## ANDREA BARGNANI

Scored in double figures in 41 of his final 45 starts, with 20 or more points in 24 of those contests... Posted six double-doubles... Missed three of the final five games with a sore left heel... Tied a career-high with six blocked shots on 4/12 vs. PHI... Led the team with 23 points on 4/4 at NYK... Sat out the 3/22 contest vs. NYK (sore left heel); his first game missed since 12/9/07 vs. HOU (130 games)... Matched his season-high with 10 field goals on 3/20 vs. CHA... Scored a game-high 27 points and added nine rebounds on 3/15 vs. IND... Led the team in scoring for the second time in as many games with a team high-tying 26 points on 2/24 vs. MIN (28 points on 2/22 vs. NYK)... Appeared in his 200th career game on 2/20 at NYK, becoming the 11th player in franchise history to play 200 games... Averaged 19.8 points and 6.2 rebounds per game, while shooting .487 (111-228 FG) from the field and .480 (36-75 3FG) from 3-point range in January... Had a streak of 15 consecutive games with 15 or more points from 12/31-1/25... Moved into the starting lineup on 12/31 and started all 45 of his remaining appearances... Scored a then-career-high 31 points, with a career-best nine made free throws, on 1/14 vs. CHI... Set an NBA record for the longest streak of consecutive games with two or more 3-pointers by a starting center with 10 (12/31-1/16)... Scored a team-best 25 points on 1/7 at WAS... Started in place of Jermaine O'Neal (right knee contusion) on 12/31 vs. DEN and posted team highs with 26 points and five blocks... Matched his then-career-high with 11 rebounds and added a team-best 19 points and four blocks on 11/30 at LAL... Scored 29 points in a then career-high 49 minutes on 11/21 vs. NJN... Led the team in scoring with a team-high 25 points on 11/19 at MIA... Scored 12 points and added four rebounds and three assists on 11/16 vs. MIA in first regular season start since 3/23/08 (vs. DEN)... Led the bench with 19 points and added five rebounds and three blocks on 10/31 vs. GSW... **2007-08 Season (Toronto Raptors):** Averaged 10.2 points and 3.7 rebounds per game in 78 games, with 53 starts... Totaled 20+ points on 11 occasions... Made three or more 3-pointers in 13 games... Made 61-67 (.910) free throws over the season's final 32 games... Started for the Sophomore team in T-Mobile Rookie-Sophomore game during All-Star Weekend, finishing with eight points in 17:14 minutes... Made 7-8 field goal attempts for 16 first-quarter points on 3/23 vs. DEN... Played a season-high 48 minutes, scoring 27 points with a career high-tying five 3-pointers, on 3/7 vs. WAS... Made 18 consecutive free throws (2/13-3/5)... Scored in double figures in nine of 10 games from 1/23- 2/13, averaging 15.8 points... Scored a season-high 28 points on 2/1 vs. LAL... Averaged 15.1 points and 4.7 rebounds while shooting .857 (30-35 FT) from the line in 12 February games... Scored a team-high 27 points on career highs of 12 field goals made and 25 attempts and added a game high-tying nine rebounds on 2/29 vs. IND... Had a team-high 25 points to go with seven rebounds and five assists on 2/24 vs. NYK... Dished out a career-high seven assists on 1/23 at BOS... Played in his 100th career game in the NBA on 1/18 vs. ATL... Missed four games with a hyper-extended left knee (12/3-9)... Scored a team-high 26 points on 11/30 vs. CLE... Made his second consecutive start 11/21 at MEM, finishing with his lone double-double of the season (13 points, 11 rebounds)... Scored 16 first-half points against the Mavericks on 11/20 and finished with 20... Led the team with 21 points and six rebounds on 11/2 at NJN... Led the team with 20 points opening night on 11/31 vs. PHI... **2006-07 Season (Toronto Raptors):** Averaged 11.6 points, fourth on the team and 3.9 rebounds in 25.1 minutes per game in 65 games, including two starts... Named to the All-Rookie First Team and finished second in Rookie of the Year voting... Selected as T-Mobile Eastern Conference Rookie of the Month for January and February... Ranked third among rookies in scoring and fifth with 0.82 blocked shots... Had four games of 20+ points and two of 10+ rebounds... Had a string of nine consecutive games with a made 3-pointer from 2/28-3/16, shooting .400 (24-60 3FG) from that range during the stretch... Underwent a successful emergency appendectomy on 3/21 and missed 14 games... Returned to action on 4/18 vs. PHI to score a bench-high 17 points... Registered a team-high 20 points on 8-of-12 shooting from the floor on 2/28 at HOU... Grabbed a career-high 11 rebounds on 2/24 at CHA... Started for the Rookie team in the T-Mobile Rookie-Sophomore Challenge on 2/17 at the 2007 All-Star Game in Las Vegas, finishing with 12 points in 23 minutes... Led all bench scorers with 22 points and made 4-8 threes on 2/13 at CHI... Netted a team-high 22 points on 8-of-13 shooting from the field, including 4-7 from beyond the arc, on 1/9 at NJN... Connected on the game-winning basket in overtime on 12/22 at POR, finishing with 11 points... Registered his lone double-double of the season with 18 points and 10 rebounds on 12/17 vs. GSW while also blocking a career-high six shots in that contest... Scored a season-high 23 points on 12/23 at ORL, making a career-best five 3-pointers... Made his first NBA start on 12/10 vs. POR, scoring eight points... Recorded a pair of blocked shots in his first NBA game on 11/1 at NJN to tie Chris Bosh for the franchise rookie debut record.

**PLAYOFF CAREER:** In 11 career playoff games (eight starts), holds averages of 8.9 points, 2.8 rebounds, 0.7 assists and 0.5 blocks in 25.9 minutes per game... **2008 Playoffs (Toronto Raptors):** Averaged 6.4 points and 1.4 rebounds per game in a total of five games... Started all five playoff games... Held a free throw percentage of 1.000... Had highs of nine points in Games 2 and 3... **2007 Playoffs (Toronto Raptors):** Averaged 11.0 points and 4.0 rebounds in 30.2 minutes per game in a total of six games... Started the final three games of the first-round series vs. NJN and averaged 17.0 points (17-28 FG, .607), 5.0 rebounds and 40 minutes... Shot .667 (6-9 3FG) from 3-point range over those final three games... Had a high of 18 points in Game 5.

**PERSONAL:** Born Andrea Bargnani... Played for the Italian Under-18 and Under-16 National Teams... Mother Luisella Balducci is a high school English teacher... Favorite actor is Denzel Washington, favorite entertainers are Jay-Z and Justin Timberlake... Lists Dexter as his favorite TV show... Lists The Great Beauty as his favorite movie... Lists Gomorrah by Roberto Saviano as his favorite book... Would be a tennis player if he did not play basketball.

## ANDREA BARGNANI

### CAREER STATISTICS - REGULAR SEASON

YEAR	TEAM	G	GS	MIN	FIELD GOALS			3 POINT FG			FREE THROWS			REBOUNDS							AVERAGES					
					FGM	FGA	PCT	3FG	3FGA	PCT	FTM	FTA	PCT	OFF	DEF	TOT	AST	PF	STL	TO	BLK	PTS	RPG	APG	PPG	
06-07	TOR	65	2	1629	267	625	.427	100	268	.373	117	142	.824	52	203	255	50	180	32	107	53	751	3.9	0.8	11.6	
07-08	TOR	78	53	1861	280	725	.386	90	261	.345	142	169	.840	50	238	288	89	211	23	88	37	792	3.7	1.1	10.2	
08-09	TOR	78	59	2453	431	958	.450	119	291	.409	221	266	.831	70	346	416	94	242	34	135	97	1202	5.3	1.2	15.4	
09-10	TOR	80	80	2799	537	1143	.470	121	325	.372	181	234	.774	105	388	493	93	215	25	120	111	1376	6.2	1.2	17.2	
10-11	TOR	66	66	2353	525	1173	.448	77	223	.345	287	350	.820	74	269	343	119	160	34	152	46	1414	5.2	1.8	21.4	
11-12	TOR	31	31	1031	209	484	.432	34	115	.296	151	173	.873	24	148	172	60	52	18	69	15	603	5.5	1.9	19.5	
12-13	TOR	35	25	1002	170	425	.400	38	122	.311	65	77	.844	26	102	128	37	64	21	54	23	443	3.7	1.1	12.7	
13-14	NYK	42	39	1257	222	502	.442	30	108	.278	84	102	.824	69	153	222	45	100	14	58	52	558	5.3	1.1	13.3	
14-15	NYK	29	22	785	164	361	.454	15	41	.366	87	107	.813	32	95	127	46	53	2	42	27	430	4.4	1.6	14.8	
Totals		504	377	15170	2805	6396	.439	624	1754	.356	1335	1620	.824	502	1942	2444	633	1277	203	825	461	7569	4.8	1.3	15.0	

### CAREER STATISTICS - PLAYOFFS

					FIELD GOALS			3 POINT FG			FREE THROWS			REBOUNDS					AVERAGES						
YEAR	TEAM	G	GS	MIN	FGM	FGA	PCT	3FG	3FGA	PCT	FTM	FTA	PCT	OFF	DEF	TOT	AST	PF	STL	TO	BLK	PTS	RPG	APG	PPG
06-07	TOR	6	3	180	22	46	.478	7	17	.412	15	19	.789	3	21	24	6	16	5	7	3	66	4.0	1.0	11.0
07-08	TOR	5	5	103	13	39	.333	4	16	.250	2	2	1.000	1	6	7	2	15	4	2	3	32	1.4	0.4	6.4
Totals		11	8	283	35	85	.406	11	33	.331	17	21	.866	4	27	31	8	31	9	9	6	98	2.8	0.7	8.9

# 44 BOJAN BOGDANOVIĆ

GUARD/FORWARD

**HEIGHT:** 6-8

**WEIGHT:** 216

**DOB:** April 18, 1989

**BIRTHPLACE:** Mostar, Bosnia & Herzegovina

**YEARS PRO:** 1

**DRAFTED:** Miami, Second Round  
(31st overall), 2011 NBA Draft



@44Bojan



@BojanBogdanovic44







# 2015-16 BROOKLYN NETS MEDIA GUIDE

## BOJAN BOGDANOVIC

**CAREER TRANSACTIONS:** **June 23, 2011:** Drafted by Miami in the second round (31st overall pick) in the 2011 NBA Draft... Traded twice on draft night, first to the Minnesota Timberwolves in exchange for Norris Cole and then to the Nets in exchange for Brooklyn's 2013 second round pick and cash considerations... **July 22, 2014:** Signed a multi-year contract with the Nets.

**CONTRACT STATUS:** Signed through the 2016-17 season.

**2014-15 SEASON (Brooklyn Nets):** Was named to the NBA All-Rookie Second Team after appearing in 78 games, including 28 starts, and averaging 9.0 points on .453 shooting, including .355 shooting from 3-point range, 2.7 rebounds and 0.9 assists in 23.8 minutes per game... Became the first second round pick in franchise history to be named to the All-Rookie team... Made his NBA debut on 10/29 at BOS, scoring seven points in 26 minutes... Led the team in scoring six times and led or tied for the team lead in steals five times and blocks once... Started the first 19 games of the season before moving to a bench role... Scored in double figures 35 times, including six games of 20+ points... Scored a **career-high** 28 points (12-17 FG) in the Nets' final regular season game on 4/15 vs. ORL... Bogdanovic's 28 points were the most for a Net in the 82nd and final game of the regular season since Vince Carter scored 37 points on 4/20/05 at BOS to clinch a playoff spot for the Nets... The 28 points were the most for a Nets' rookie off the bench since at least 1985-86, and Bogdanovic became one of three rookies to score that many points off the bench in a game last season (Zach LaVine, Nikola Mirotic)... Scored 22 points three times (11/9 vs. ORL, 11/17 vs. MIA and 4/10 vs. WAS)... After averaging 7.6 points (.411 FG, .310 3FG) in 23.0 minutes per game in 51 games prior to the All-Star break, Bogdanovic averaged 11.6 points (.513 FG, .429 3FG) in 25.8 minutes per game in 27 games after the break... Finished the season with 91 3-pointers, the second-most 3-pointers made for a rookie in Nets' history (trailing only Kerry Kittles, who made 158 in 1996-97)... Made a **career-high** and **Nets' season-high** (among all Nets' players) six 3-pointers, **matching a Nets' single game rookie record** for 3-pointers made (previously set by Kittles on 2/17/97 at CLE) on 4/10 vs. WAS... Made all six of his attempts from long range in the game, becoming just the second player in Nets' history to make six or more threes in a game without a miss (Boki Nachbar was 6-6 from long range on 4/15/07 at IND)... Among all qualifying rookies, finished first in 3-point field goal percentage (.355), seventh in minutes per game (23.8) and sixth in points per game (9.0)... Came off the bench to play a **career-high** 49 minutes on 3/20 vs. MIL (triple OT), which marked an **NBA season-high** for minutes played by a reserve. He also became just the third Net in the last 30 years to play 48+ minutes in a game he didn't start (Terrence Williams, Leon Wood)... Scored 21 points on a perfect 8-of-8 shooting on 3/21 at IND... Finished fifth among all rookies in total minutes played (1,854) and tied for second in 3-pointers made (91)... His 28 starts were third-most among all rookies on a playoff-bound team, trailing only teammate Markel Brown (29 starts) and Boston's Marcus Smart (38 starts)... Was selected to participate in the 2015 BBVA Compass Rising Stars Challenge... Missed three games due to injury (sprained left ankle) and one game (DNP – Coach's Decision).

### CAREER HIGHS

PTS	28 vs. ORL 4/15/15
FGM	12 vs. ORL 4/15/15
FGA	17 vs. ORL 4/15/15
3FGM	6 vs. WAS 4/10/15
3FGA	11 vs. MIL (3OT)
FTM	6 at WAS 1/16/15
FTA	8 at WAS 1/16/15
OREB	4 vs. ORL 11/9/14
DREB	7 (2 times)
TREB	8 (2 times)
ASTS	5 vs. MIL (3OT) 3/20/15
STLS	3 at CHI 12/10/14
BLKS	2 vs. MIL (3OT) 3/20/15
MIN	49 vs. MIL (3OT) 3/20/15

**PRO CAREER:** In 160 career games for Fenerbahçe Ülker of the Turkish Basketball league, averaged 13.7 points, 2.3 rebounds and 1.8 assists in 26.0 minutes per game over 118 starts... In 87 career Euroleague games (57 starts), averaged 13.8 points, 2.5 rebounds and 1.2 assists in 27.9 minutes per game... **2013-14 Season (Fenerbahçe Ülker):** Led Fenerbahçe to Turkish Basketball League and Turkish Supercup championships... Started 51 of 61 games, averaging a team-high 13.4 points, 2.2 rebounds and 2.2 assists in 27.1 minutes per game... Appeared in 24 Euroleague games (21 starts), averaging 14.8 points, 2.4 rebounds and 1.9 assists in 30.6 minutes per game... **2012-13 Season (Fenerbahçe Ülker):** Led Fenerbahçe to the Turkish Cup championship and was named a TBL All-Star... Started 42 of 51 games... Averaged 14.3 points, 2.4 rebounds and 1.7 assists in 26.9 minutes per game... Appeared in 21 Euroleague games (16 starts), averaging 15.9 points, 2.1 rebounds and 1.2 assists in 28.3 minutes per game... **2011-12 Season (Fenerbahçe Ülker):** Started 25 of 48 games, averaging 13.4 points, 2.3 rebounds and 1.4 assists in 23.5 minutes per game... Appeared in 16 Euroleague games (seven starts), averaging 13.0 points and 2.2 rebounds in 24.3 minutes per game... **2010-11 Season (Cibona Zagreb):** Earned A-1 Liga All-Star honors and led Zagreb to the A-1 Liga championship... Appeared in 10 Euroleague games (all starts) and averaged 18.0 points, 3.5 rebounds, 1.8 assists and 1.70 steals in 35.5 minutes per game... **2009-10 Season (Cibona Zagreb):** Appeared in 15 Euroleague games (three starts), averaging 8.1 points and 2.9 rebounds in 23.3 minutes per game.

**PLAYOFF CAREER: 2015 Playoffs (Brooklyn Nets):** Appeared in all six Nets' postseason games (five starts), averaging 10.3 points, 3.8 rebounds and 1.7 assists in 34.3 minutes per game... Shot .390 from the field, including .333 from 3-point range, and .714 from the free throw line... Scored in double figures in both Nets' victories, tallying 19 points on 7-of-13 shooting (3-7 3FG) in Game 3 (4/25 vs. ATL) and 15 points on 6-of-12 shooting (3-6 3FG) in Game 4 (4/27 vs. ATL).

**PERSONAL:** Has played for the Croatian national team at the U-16, U-18 and U-20 levels... Also played for the Croatian national team in the 2010 FIBA World Championship... Lists Troy as his favorite movie... Lists Unbroken as his favorite book... Names Drazen Petrovic as the player who inspired him to begin playing basketball... Considers soccer his off-the-court hidden talent.

## BOJAN BOGDANOVIC

### CAREER STATISTICS - REGULAR SEASON

					FIELD GOALS			3 POINT FG			FREE THROWS			REBOUNDS														AVERAGES		
YEAR	TEAM	G	GS	MIN	FGM	FGA	PCT	3FG	3FGA	PCT	FTM	FTA	PCT	OFF	DEF	TOT	AST	PF	STL	TO	BLK	PTS	RPG	APG	PPG					
14-15	BKN	78	28	1853	261	576	.453	91	256	.355	87	106	.821	50	163	213	68	104	34	78	9	700	2.7	0.9	9.0					
Totals		78	28	1853	261	576	.453	91	256	.355	87	106	.821	50	163	213	68	104	34	78	9	700	2.7	0.9	9.0					

### CAREER STATISTICS - PLAYOFFS

				FIELD GOALS			3 POINT FG			FREE THROWS			REBOUNDS						AVERAGES						
YEAR	TEAM	G	GS	MIN	FGM	FGA	PCT	3FG	3FGA	PCT	FTM	FTA	PCT	OFF	DEF	TOT	AST	PF	STL	TO	BLK	PTS	RPG	APG	PPG
14-15	BKN	6	5	206	23	59	.390	11	33	.333	5	7	.714	3	20	23	10	12	4	8	2	62	3.8	1.7	10.3
Totals		6	5	206	23	59	.390	11	33	.333	5	7	.714	3	20	23	10	12	4	8	2	62	3.8	1.7	10.3

21

MARKEL  
BROWN

GUARD

**HEIGHT:** 6-3

**WEIGHT:** 185

**DOB:** January 29, 1992

**BIRTHPLACE:** Alexandria, La.

**HIGH SCHOOL:** Peabody Magnet (La.)

**COLLEGE:** Oklahoma State

**YEARS PRO:** 1

**DRAFTED:** Minnesota, Second Round  
(44th overall), 2014 NBA Draft



@iMarkelBrown22



@iMarkelBrown22







# 2015-16 BROOKLYN NETS MEDIA GUIDE

## MARKEL BROWN

**CAREER TRANSACTIONS:** **June 26, 2014:** Drafted in the second round of the 2014 NBA Draft, 44th overall, by the Minnesota Timberwolves and traded to the Brooklyn Nets in exchange for cash considerations... **July 23, 2014:** Signed a multi-year contract with the Nets.

**CONTRACT STATUS:** Signed through the 2015-16 season.

**2014-15 SEASON (Brooklyn Nets):** Appeared in 47 games (29 starts), averaging 4.6 points, 2.3 rebounds and 0.8 assists in 16.6 minutes per game... Scored in double figures six times, including a career-high 17 points (6-11 FG) in 36 minutes on 3/29 vs. LAL... Scored in double figures in three straight games (3/29-4/1) after doing so three times in his first 36 games... Led or tied for the team lead in blocks five times, steals four times and rebounds once... Dished out a career-high five assists on 3/18 at CLE... Made the second-most starts for a playoff-bound team this season (29) among all rookies (only Boston's Marcus Smart started more)... Among second round picks in the 2014 NBA Draft, only the Lakers' Jordan Clarkson started more games... Made his first-career start on 2/23 at DEN and registered his first-career double-double with 10 points, a career-high 11 rebounds and a career-high four blocks in a career-high 45 minutes... Saw action in 30 games (29 starts) after the All-Star break, averaging 22.9 minutes per game, after appearing in just 17 games (no starts), averaging 5.6 minutes per game, prior to the All-Star break... Made his NBA debut on 11/22 at SAS, scoring three points in three minutes... Missed four games due to injury (three games – mild MCL sprain, right knee, one game – right hip pointer)... Missed 31 games (DNP – coach's decision).

**PLAYOFF CAREER: 2015 Playoffs (Brooklyn Nets):** Appeared in two games (one start), posting averages of 3.0 points and 1.0 rebound in 5.0 minutes per game... Started Game 1 (4/19) at ATL and appeared in Game 6 (5/1) off the bench.

CAREER HIGHS	
PTS	17 vs. LAL 3/29/15
FGM	6 vs. LAL 3/29/15
FGA	12 (2 times)
3FGM	2 (3 times)
3FGA	7 vs. LAL 3/29/15
FTM	4 (2 times)
FTA	6 at LAC 1/22/15
OREB	2 (4 times)
DREB	9 at DEN 2/23/15
TREB	11 at DEN 2/23/15
ASTS	5 at CLE 3/18/15
STLS	3 (3 times)
BLKS	4 at DEN 2/23/15
MIN	45 at DEN 2/23/15

**COLLEGE CAREER:** Played four years at Oklahoma State... Is the only player in school history to record 1,500 points, 500 rebounds, 300 assists, 100 blocks and 100 steals... Finished his career with 1,655 points, ranking seventh in OSU history... Set the school record for points in conference play with 969... Currently ranks third in games played (134), fourth in minutes (4,088), seventh in blocks (113), 12th in 3-point field goals (146) and 15th in both rebounding (580) and assists (308)... His 113 blocks are the most by any guard in Oklahoma State history... **2013-14 Season (Senior):** Named to the All-Big 12 Second Team... Ranked fifth in the Big 12 in scoring (17.2 ppg), sixth in field goal percentage (.473) and seventh in 3-point percentage (.379)... Started all 34 games... Averaged 17.2 points, 5.3 rebounds and 2.9 assists in 35.3 minutes per game... Tallied 25 points on .600 (9-15 FG) shooting, including .833 (5-6 3FG) from the 3-point line to go along with eight rebounds, seven assists, three blocks and two steals with no turnovers in 35 minutes at South Florida on November 25, 2013... **2012-13 Season (Junior):** Named to the USBWA All-District VI Team, NABC All-District 8 Second Team, and was a unanimous selection to the All-Big 12 Second Team... Started all 33 games, averaging 15.3 points, 4.4 rebounds and 2.4 assists in 34.1 minutes per game... Tallied a season-high 28 points including a career-high seven 3-pointers, four assists, two rebounds and two blocks against Kansas on February 2, 2013... **2011-12 Season (Sophomore):** Started 26 of 33 games, leading OSU in assists (80) and finishing second on the team in both rebounds (169) and steals (41)... Averaged 10.5 points, 5.1 rebounds and 2.4 assists in 31.1 minutes per contest... **2010-11 Season (Freshman):** Appeared in all 34 games, started 10... Averaged 6.4 points and 2.5 rebounds in 21.6 minutes per game... Led the team 33 blocks, the most ever by an OSU guard in a season and the fifth-most by a freshman in a single-season in OSU history.

**PERSONAL:** Was raised by his grandmother, Jerri Eggins... Named Mr. Basketball by the Louisiana Sports Writers Association following his senior year of high school... His uncle, De'Andre Eggins, played basketball at Arkansas-Little Rock... Considered Tracy McGrady his favorite basketball player growing up... Lists golf, tennis and bowling among his hobbies... Considers getting drafted into the NBA as his greatest achievement in basketball... Majored in Sociology at Oklahoma State... Lists football as his favorite sport outside basketball and roots for the New Orleans Saints, as well as Oklahoma State... Considers his grandmother the most influential person in his life... Is working on learning Spanish through Rosetta Stone and classes... Lists Takers as his favorite movie... Lists Martin as his favorite TV show... Lists Cajun food as his favorite... Lists Drake and T.I. as his favorite artists... Considers his ability to pick up other sports as his off-the-court hidden talent.

## MARKEL BROWN

### CAREER STATISTICS - REGULAR SEASON

		FIELD GOALS						3 POINT FG			FREE THROWS			REBOUNDS						AVERAGES					
YEAR	TEAM	G	GS	MIN	FGM	FGA	PCT	3FG	3FGA	PCT	FTM	FTA	PCT	OFF	DEF	TOT	AST	PF	STL	TO	BLK	PTS	RPG	APG	PPG
14-15	BKN	47	29	781	76	210	.362	17	64	.266	47	57	.825	16	91	107	39	57	31	27	12	216	2.3	0.8	4.6
Totals		47	29	781	76	210	.362	17	64	.266	47	57	.825	16	91	107	39	57	31	27	12	216	2.3	0.8	4.6

### CAREER STATISTICS - PLAYOFFS

		FIELD GOALS						3 POINT FG			FREE THROWS			REBOUNDS					AVERAGES						
YEAR	TEAM	G	GS	MIN	FGM	FGA	PCT	3FG	3FGA	PCT	FTM	FTA	PCT	OFF	DEF	TOT	AST	PF	STL	TO	BLK	PTS	RPG	APG	PPG
14-15	BKN	2	1	10	2	5	.400	0	2	.000	2	2	1.000	2	0	2	1	0	0	2	0	6	1.0	0.5	3.0
Totals		2	1	10	2	5	.400	0	2	.000	2	2	1.000	2	0	2	1	0	0	2	0	6	1.0	0.5	3.0

# 21

WAYNE

# ELLINGTON

GUARD

**HEIGHT:** 6-4

**WEIGHT:** 200

**DOB:** November 29, 1987

**BIRTHPLACE:** Wynnewood, Pa.

**HIGH SCHOOL:** Episcopal Academy (Pa.)

**COLLEGE:** North Carolina

**YEARS PRO:** 6

**DRAFTED:** Minnesota, First Round  
(28th overall), 2009 NBA Draft



@WayneElli22



@rWayne\_Elli







# 2015-16 BROOKLYN NETS MEDIA GUIDE

## WAYNE ELLINGTON

**CAREER TRANSACTIONS:** **June 25, 2009:** Selected by the Minnesota Timberwolves in the first round (28th overall pick) of the 2009 NBA Draft... **July 9, 2009:** Signed a multi-year contract with the Minnesota Timberwolves... **July 24, 2012:** Traded by Minnesota to the Memphis Grizzlies in exchange for Dante Cunningham... **January 22, 2013:** Traded by Memphis to the Cleveland Cavaliers with Josh Selby, Marreese Speights and a future first round draft pick in exchange for Jon Leuer... **July 10, 2013:** Signed as a free agent with the Dallas Mavericks... **June 25, 2014:** Traded by Dallas to the New York Knicks alongside Jose Calderon, Samuel Dalembert, Shane Larkin and two 2014 second round draft picks in exchange for Tyson Chandler and Raymond Felton... **August 6, 2014:** Traded by New York to the Sacramento Kings with Jeremy Tyler in exchange for Quincy Acy and Travis Outlaw... **September 3, 2014:** Waived by the Sacramento Kings... **September 22, 2014:** Signed a contract with the Los Angeles Lakers... **July 9, 2015:** Signed a multi-year contract with the Brooklyn Nets.

**CONTRACT STATUS:** Signed through the 2015-16 season (Player Option for the 2016-17 season).

**2014-15 SEASON (Los Angeles Lakers):** Appeared in 65 games (36 starts), averaging 10.0 points, 3.2 rebounds and 1.6 assists in 25.8 minutes per game... Had 27 games of 10+ points in a starting role, including all three of his 20+ point games... Had a career-high 28 points on a career-best 12 made field goals with three rebounds and three steals on 1/27 vs. WAS... Dished a career-high six assists against OKC on 3/1... Notched 23 points (first time in career with consecutive 20+ point games) and five rebounds on 1/29 vs. CHI... Scored 19 points on 2/4 at MIL... Totaled 18 points on 8-of-13 shooting on 2/10 vs. DEN... Recorded his first career double-double with 15 points and a career-best 10 rebounds on 2/25 at UTA... Totaled 14 points (all in the fourth quarter, including 11 straight) with six rebounds and five assists on 2/27 vs. MIL... Dished a career-high six assists on 3/1 vs. OKC... Posted 17 points (3-5 3FG) on 3/16 at GSW... Scored 20 points (4-6 3-pointers) on 3/30 at PHI... Missed nine total games due to injury: one game with a concussion (10/28) and eight games with a right shoulder separation (4/3-4/15).

**PRO CAREER:** In 312 games (35 starts), holds averages of 6.4 points, 1.8 rebounds and 1.0 assists in 17.9 minutes per game... **2013-14 Season (Dallas Mavericks):** Appeared in 45 games (one start), averaging 3.2 points, 0.9 rebounds and 0.4 assists in 8.7 minutes per game... **2012-13 Season (Memphis Grizzlies,**

**Cleveland Cavaliers):** Averaged 7.9 points, 2.1 rebounds and 1.3 assists in 21.3 minutes per game in 78 games (21 starts)... With MEM, averaged 5.5 points, 1.3 rebounds, 1.1 assists in 16.9 minutes per game while shooting .423 (41-97 3FGs) from the 3-point range and .938 (15-16 FTs) from the line... With CLE, averaged 10.4 points, 3.0 rebounds, 1.6 assists in 25.9 minutes per game while shooting .439 (145-330 FGs) from the field, .371 (53-143 3FGs) from 3-point range and .898 (68-75 FTs) from the line... **2011-12 Season**

**(Minnesota Timberwolves):** Averaged 6.1 points and 1.9 rebounds in 19.1 minutes per game in 51 games (four starts)... Had seven games with 15+ points and 16 games with 10+ points... Scored 15 points (6-10 FGs, 3-5 3FGs) in 26 minutes on 1/16 vs. SAC... Recorded 16 points (5-15 FGs, 1-3 3FGs, 5-6 FTs), four rebounds, three assists and two blocks in 39 minutes on 1/25 at DAL... Scored 15 points (6-9 FGs, 3-4 3FGs) in 34 minutes on 3/12 at PHX... Totaled 15 points (7-11 FGs, 1-4 3FGs), three rebounds and three steals in 23 minutes at SAS on 3/21... Notched a season-high-tying 17 points (7-14 FGs, 3-6 3FGs) in 28 minutes vs. DEN on 3/25... Scored 15 points (6-10 FGs, 2-4 3FGs, 1-1 FTs) in 27 minutes on 3/27 at MEM... Recorded a season-high-tying 17 points (7-11 FGs, 3-5 3FGs) to go with seven rebounds in 28 minutes on 4/4 vs. GSW... Recorded 13 DNP- coach's decision... Missed two games due to back spasms (4/11-4/12)... **2010-11 Season (Minnesota Timberwolves):** Averaged 6.6 points, 1.7 rebounds and 1.2 assists in 19.0 minutes per game in 62 games (eight starts)... Scored a season-high-tying 18 points to go with four assists in 25 minutes against HOU on 2/2... Shot .397 (48-121 3FGs) from 3-point range and .792 (42-53 FTs) from the line... Had 15 games with 10+ points... Tallied 16 points (6-9 FGs, 4-6 3FGs) and three assists in 30 minutes on 12/4 vs. CLE... Scored a season-high-tying 18 points (6-10 FGs, 2-3 3FGs, 4-4 FTs) to go with four assists in 25 minutes on 2/8 at HOU... Tallied a season-high-tying 18 points (5-15 FGs, 5-7 3FGs, 3-4 FTs) to go with four rebounds in 29 minutes on 2/16 vs. L.A. Clippers... Notched 16 points (5-11 FGs, 3-4 3FGs, 3-4 FTs) in 24 minutes on 2/23 vs. MEM... Had 15 points (6-11 FGs, 2-2 3FGs, 1-2 FTs), five rebounds, four assists and two steals in 40 minutes 3/5 at WAS... **2009-10 Season (Minnesota Timberwolves):** Averaged 6.6 points, 2.1 rebounds and 1.0 assist in 18.2 minutes per game in 76 games (one start) during his rookie season... Shot .424 (190-448 FGs) from the field, .395 (64-162 3FGs) from 3-point range and .871 (61-70 FTs) from the line... Recorded seven games with 15+ points... Had 17 games with 10+ points... Scored a season-high 17 points on four occasions... In first career start, scored seven points (3-8 FGs, 1-4 3FGs) with two rebounds, one assist and one steal in 17 minutes on 11/9 at GSW... Had 16 points (6-11 FGs, 3-5 3FGs, 1-1 FTs), six rebounds and five assists in 29 minutes on 1/2 at IND... Tallied 17 points (7-12 FGs, 3-4 3FGs) to go with six rebounds in 35 minutes on 1/13 at HOU... Scored 17 points (8-13 FGs, 1-2 3FGs) in 23 minutes on 1/15 at MEM... Notched 16 points (7-10 FGs, 2-2 3FGs) in 23 minutes on 2/9 at PHI... Totaled 17 points (7-10 FGs, 2-3 3FGs, 1-1 FTs) in 31 minutes on 3/12 vs. SAS... Had 17 points (5-10 FGs, 1-3 3FGs, 6-6 FTs) in 25 minutes on 3/22 vs. TOR.

**PLAYOFF CAREER: 2014 Playoffs (Dallas Mavericks):** Averaged 4.0 points and 1.0 rebounds and 1.0 assists in 6.8 minutes per game in two career playoff games.

**COLLEGE CAREER:** In three seasons at North Carolina, averaged 14.7 points, 4.1 rebounds, 2.2 assists and 28.5 minutes per game in 115 games... Finished his collegiate career ranked second in UNC history in 3-pointers made (229)... Named the 2009 NCAA Tournament Most Outstanding Player after UNC won the national title... **Junior Season (2008-09):** Averaged 15.8 points, 4.9 rebounds and 2.7 assists in 38 games for the 2009 NCAA Championship Tar Heels... Named the 2009 NCAA Tournament Most Outstanding Player after averaging 19.2 points in six NCAA tournament games... **Sophomore Season (2007-08):** Averaged 16.6 points, 4.5 rebounds and 2.0 assists in 39 games... **Freshman Season (2006-07):** As a freshman, averaged 11.7 points, 2.9 rebounds and 2.1 assists in 38 games while shooting .433 from the field.

**PERSONAL:** Born Wayne Robert Ellington Jr... Is the son of the late Wayne Robert Ellington and Elaine Ellington... Has two older sisters, Erika Ellington and Alexi Ellington Webb... Won the 3-point contest at the 2006 McDonald's Game... Tied future UNC teammate Tyler Hansbrough's event record with 31 points to lead the United States to victory in the 2006 Nike Hoop Summit... Considered Michael Jordan his favorite basketball player growing up... Lists bowling, fishing and spending time with family as his hobbies outside of basketball... Considers winning a national championship with North Carolina and getting drafted into the NBA as his greatest achievements in basketball... Would like to work in broadcasting, coaching or business when he finishes his playing career... Lists football as his favorite sport outside of basketball and roots for the Philadelphia Eagles, as well as the Tar Heels... Is involved in the Stop the Violence movement... Considers his parents and UNC coach Roy Williams as the most influential people in his life... Lists He Got Game as his favorite movie... Lists Martin as his favorite TV show... Lists his grandmother's shrimp linguine as his favorite food... Lists Jay-Z and The Notorious B.I.G. as his favorite artists.

	CAREER HIGHS	2014-15 HIGHS
PTS	28 vs. WAS 1/27/15	28 vs. WAS 1/27/15
FGM	12 vs. WAS 1/27/15	12 vs. WAS 1/27/15
FGA	20 vs. WAS 1/27/15	20 vs. WAS 1/27/15
3FGM	7 vs. MIA 11/11/12	5 at MIL (OT) 2/4/15
3FGA	12 at MIL (OT) 2/4/15	12 at MIL (OT) 2/4/15
FTM	6 (3 times)	5 at UTA 2/25/15
FTA	6 (5 times)	5 (2 times)
OREB	3 (4 times)	3 (2 times)
DREB	7 (2 times)	7 (2 times)
TREB	10 at UTA 2/25/15	10 at UTA 2/25/15
ASTS	6 vs. OKC 3/1/15	6 vs. OKC 3/1/15
STLS	3 (10 times)	3 vs. WAS 1/27/15
BLKS	2 at DAL 1/25/12	1 (2 times)
MINS	46 vs. CHI (2OT) 1/29/15	46 vs. CHI (2OT) 1/29/15



# 2015-16 BROOKLYN NETS MEDIA GUIDE

## WAYNE ELLINGTON

### CAREER STATISTICS - REGULAR SEASON

YEAR	TEAM	G	GS	MIN	FIELD GOALS			3 POINT FG			FREE THROWS			REBOUNDS			AST	PF	STL	TO	BLK	PTS	AVERAGES		
					FGM	FGA	PCT	3FG	3FGA	PCT	FTM	FTA	PCT	OFF	DEF	TOT							RPG	APG	PPG
09-10	MIN	76	1	1384	190	448	.424	64	162	.395	61	70	.871	33	126	159	74	72	20	74	5	505	2.0	0.9	6.6
10-11	MIN	62	8	1181	160	397	.403	48	121	.397	42	53	.792	26	82	108	72	85	28	53	3	410	1.7	1.1	6.6
11-12	MIN	51	4	973	122	302	.404	35	108	.324	32	40	.800	14	85	99	33	56	26	26	10	311	1.9	0.6	6.1
12-13	MEM/CLE	78	21	1661	226	529	.427	94	240	.423	68	75	.907	25	141	166	104	81	45	57	3	614	2.1	1.3	7.9
13-14	DAL	45	1	393	55	126	.437	25	59	.424	10	11	.909	8	35	43	19	33	16	11	2	145	0.9	0.4	3.2
14-15	LAL	65	36	1675	254	617	.412	90	243	.370	52	64	.813	31	179	210	105	77	33	50	2	650	3.2	1.6	10.0
<b>Totals</b>		<b>377</b>	<b>71</b>	<b>7267</b>	<b>1007</b>	<b>2419</b>	<b>.416</b>	<b>356</b>	<b>933</b>	<b>.382</b>	<b>265</b>	<b>313</b>	<b>.847</b>	<b>137</b>	<b>648</b>	<b>785</b>	<b>407</b>	<b>404</b>	<b>168</b>	<b>271</b>	<b>25</b>	<b>2635</b>	<b>2.1</b>	<b>1.1</b>	<b>7.0</b>

### CAREER STATISTICS - PLAYOFFS

YEAR	TEAM	G	GS	MIN	FIELD GOALS			3 POINT FG			FREE THROWS			REBOUNDS			AST	PF	STL	TO	BLK	PTS	AVERAGES		
					FGM	FGA	PCT	3FG	3FGA	PCT	FTM	FTA	PCT	OFF	DEF	TOT							RPG	APG	PPG
13-14	DAL	2	0	13.6	2	6	.333	2	6	.333	2	2	1.000	0	2	2	2	1	0	2	0	8	1.0	1.0	4.0
<b>Totals</b>		<b>2</b>	<b>0</b>	<b>13.6</b>	<b>2</b>	<b>6</b>	<b>.333</b>	<b>2</b>	<b>6</b>	<b>.333</b>	<b>2</b>	<b>2</b>	<b>1.000</b>	<b>0</b>	<b>2</b>	<b>2</b>	<b>2</b>	<b>1</b>	<b>0</b>	<b>2</b>	<b>0</b>	<b>8</b>	<b>1.0</b>	<b>1.0</b>	<b>4.0</b>



# 24

RONDAE

# HOLLIS-JEFFERSON

FORWARD

**HEIGHT:** 6-7

**WEIGHT:** 210

**DOB:** January 3, 1995

**BIRTHPLACE:** Chester, Pa.

**HIGH SCHOOL:** Chester (Pa.)

**COLLEGE:** Arizona

**YEARS PRO:** Rookie

**DRAFTED:** Portland, First Round  
(23rd overall), 2015 NBA Draft



@RondaeHJ24



@r.hollisjefferson24





# 2015-16 BROOKLYN NETS MEDIA GUIDE

## RONDAE HOLLIS-JEFFERSON

**CAREER TRANSACTIONS:** **June 25, 2015:** Selected by the Portland Trail Blazers with the 23rd overall pick in the 2015 NBA Draft and was traded to the Brooklyn Nets on draft night, along with Steve Blake, in exchange for Mason Plumlee and the draft rights to Pat Connaughton... **July 6, 2015:** Signed a rookie scale contract with the Nets.

**CONTRACT STATUS:** Signed through the 2016-17 season (Team Options for the 2017-18 and 2018-19 seasons).

**COLLEGE CAREER:** Played two seasons at the University of Arizona... **Sophomore Season (2014-15):** Was NCAA West Region All-Tournament Team selection... Named First Team All-Pac-12 and selected for the Pac-12 All-Defensive Team... Garnered Pac-12 Tournament All-Tournament Team honors after averaging 8.3 points, 9.0 rebounds, 2.5 steals and 2.0 blocks per game to help UA claim the championship... Played in all 38 games, making 25 starts... Averaged 11.2 points, a team-high 6.8 rebounds, 1.6 assists, 1.2 steals and a team-high 0.8 blocks in 28.7 minutes per game... Averaged 14.0 points and 7.5 rebounds, while shooting .786 (22-28 FT) from the line in NCAA Tournament play as UA made its second-straight Elite Eight appearance... In overall games, ranked eighth in the Pac-12 in defensive rebounds (4.8), 10th in total rebounds (6.8), 12th in field goal percentage (.502) and offensive rebounds (2.0), 14th in steals (1.2) and 27th in scoring (11.2)... Led UA in rebounds 15 times, blocks 15 times and points seven times... Scored in double figures 27 times on the season and posted a team-high four double-doubles... Led Arizona with 43 dunks in 38 games... **Freshman Season (2013-14):** Named to the Pac-12 All-Freshman Team... Finished the season ranked fourth on Arizona's freshmen list for blocks (40) and sixth in rebounds (215)... Played in all 38 games, making six starts and averaging 9.1 points, 5.7 rebounds, 1.4 assists and 1.1 blocks in 25.3 minutes per game... In overall games, ranked ninth in the Pac-12 in offensive rebounds (2.2), 10th in blocks (1.1), 15th in field goal percentage (.490) and 19th in total rebounds (5.7)... In Pac-12 games, ranked eighth in the league in offensive rebounds (2.3), ninth in blocks (1.2) and 20th in total rebounds (5.7)... Led Arizona in blocks 20 times, rebounds and steals six times and scoring twice... Scored in double figures 18 times and produced two double-doubles.

**PERSONAL:** Son of Rylanda Hollis... Has a brother, Rahlir, who played at Temple and most recently in the D-League for the Delaware 87ers during the 2014-15 season... Considered Kobe Bryant his favorite basketball player growing up... Lists playing golf and the piano as his hobbies outside of basketball... Considers playing freestyle piano his off-the-court hidden talent... Lists winning the PAC-12 championship while at Arizona as his greatest basketball achievement... Majored in Agriculture at Arizona... Would like to be either an entrepreneur or an actor when he finishes his playing career... Considers soccer and football his favorite sports outside of basketball, rooting for FC Barcelona, the Philadelphia Union and the Philadelphia Eagles... Is starting his own foundation, C.H.A.P. – Come Humble And Prepared – Foundation, for working with youth through basketball, camps and mentoring... Considers his brother the most influential person in his life... Is currently learning Arabic... Lists Space Jam as his favorite movie... Lists Martin and The Fresh Prince of Bel-Air as his favorite TV shows... Lists chicken alfredo as his favorite food... Lists Ed Sheeran, Nicki Minaj and Beyonce as his favorite artists.

## RONDAE HOLLIS-JEFFERSON

### CAREER STATISTICS - COLLEGE

YEAR	TEAM	G	MIN	FIELD GOALS			3 POINT FG			FREE THROWS			REBOUNDS			AST	PF	STL	TO	BLK	PTS	AVERAGES		
				FGM	FGA	PCT	3FG	3FGA	PCT	FTM	FTA	PCT	OFF	DEF	TOT							RPG	APG	PPG
13-14	Arizona	38	960	121	247	.490	2	10	.200	103	151	.682	85	132	217	55	92	28	44	40	347	5.7	1.4	9.1
14-15	Arizona	38	1090	138	275	.502	6	29	.207	145	205	.707	77	183	260	59	94	44	59	32	427	6.8	1.5	11.2
Totals		76	2050	259	522	.496	8	39	.205	248	356	.697	162	315	477	114	186	72	103	72	774	6.3	1.5	10.2



2

JARRETT  
JACK

GUARD

**HEIGHT:** 6-3

**WEIGHT:** 200

**DOB:** October 28, 1983

**BIRTHPLACE:** Fort Washington, Md.

**HIGH SCHOOL:** Worcester Academy (Mass.)

**COLLEGE:** Georgia Tech

**YEARS PRO:** 10


**DRAFTED:** Denver, First Round  
(22nd overall), 2005 NBA Draft



@Jarrettjack03



@Jarrettjack03





# 2015-16 BROOKLYN NETS MEDIA GUIDE

## JARRETT JACK

**CAREER TRANSACTIONS:** **June 28, 2005:** Drafted in the first round of the 2005 NBA Draft, 22nd overall, by the Denver Nuggets and was traded to the Portland Trail Blazers in exchange for Linas Kleiza and Rickey Sanchez... **July 9, 2008:** Traded by Portland to the Indiana Pacers with Josh McRoberts and Brandon Rush in exchange for Jerryd Bayless and Ike Diogu... **July 20, 2009:** Signed as a free agent with the Toronto Raptors... **November 10, 2010:** Traded by Toronto to the New Orleans Hornets with David Andersen and Marcus Banks in exchange for Jerryd Bayless and Peja Stojakovic... **July 11, 2012:** Traded by New Orleans to the Golden State Warriors as part of a three-team deal with the Philadelphia 76ers. The Warriors dealt Dorell Wright to Philadelphia, the Hornets dealt Darryl Watkins to the Sixers and the Sixers sent Edin Bavec to New Orleans... **July 12, 2013:** Signed as a free agent with the Cleveland Cavaliers... **July 10, 2014:** Acquired by Brooklyn in a three-team trade in which Brooklyn received Jack and guard Sergey Karasev from the Cleveland Cavaliers and sent guard Marcus Thornton to the Boston Celtics, who also received center/forward Tyler Zeller and a future first round draft pick from the Cavaliers. Cleveland received the draft rights to Ilkan Karaman, Christian Drejer and Edin Bavec from the Nets, as well as a conditional second round pick from Boston.

**CONTRACT STATUS:** Signed through the 2016-17 season.

**2014-15 SEASON (Brooklyn Nets):** Appeared in 80 games (27 starts), averaging 12.0 points, 3.1 rebounds, 4.7 assists and 0.9 steals in 28.0 minutes per game... Led the team in scoring 12 times, assists 29 times and steals 22 times... Finished tied for ninth in the league in free throw percentage (.881)... Scored in double figures 49 times, including 11 games of 20+ points and one game of 30+ points (a **career-high** 35 points on 1/30 vs. TOR)... Also recorded a **career-high-tying** 13 assists in a **career-high** 52 minutes on 1/30 vs. TOR (he had set his career-high with 13 assists in the prior game on 1/28 at ATL)... In addition to his career-high 35 points and career-high-tying 13 assists, Jack grabbed eight rebounds on 1/30 vs. TOR, becoming one of two players to reach those statistical minimums in a game this season (Russell Westbrook, twice) and the first Net to reach those minimums in the same game in more than eight years (Jason Kidd on 12/7/06 vs. PHX)... Became the fifth guard since 1985-86 to shoot 1,000 from the field with 10+ field goal attempts when he shot 10-of-10 and scored 23 points on 11/13 at GSW (Daren Collison, Gary Payton, Doc Rivers and Byron Scott)... Posted five points/assists double-doubles, matching his second-most in a single season in his career (trailing only the career-best eight he posted in 2012-13)... Hit game-winning shots to defeat LAC on 2/2 (1.3 seconds left) and GSW on 3/2 (1.1 seconds left) and a go-ahead three-pointer against NYK (13.8 seconds left in an eventual four-point win)...

Prior to this season, Jack had made just one game-winning shot with five seconds or less to go in fourth quarters/OT (1/2/09 for IND at NYK)... Shot a perfect 10-of-10 from the free throw line en route to 27 points on 12/26 at BOS, marking the second time in his career he made all of his foul shots in a game with 10+ attempts (also: 11/12/06 with POR vs. DAL)... Shot a **career-best** .881 (200-227) from the free throw line and finished eighth in the league in free throw percentage... Jack's free throw percentage was also the best in a single season for a Net since Mike Gminski shot a Nets' single season record .893 during the 1985-86 season (fourth-best in Nets' NBA single season history)... Recorded his most steals in a season (75) since posting a single season career-high 88 during the 2008-09 season with IND... Grabbed his most rebounds in a season (245) since snaring a single season career-high 276 during the 2008-09 season with IND... Missed two games due to injury (sore left hamstring), marking the ninth time in 10 seasons that Jack has missed three or fewer games in a season.

**PRO CAREER:** In 771 career games (311 starts), holds averages of 11.0 points, 2.8 rebounds and 4.4 assists in 27.9 minutes per game with Brooklyn, Cleveland, Portland, Indiana, Toronto, New Orleans and Golden State... Appeared in 371 consecutive games from 2006-07 to 2010-11, which was the second longest active streak when it ended... **2013-14 Season (Cleveland Cavaliers):** Started 31 of the 80 games in which he appeared, averaging 9.5 points, 4.1 assists and 2.8 rebounds in 28.2 minutes per game... Shot .410 (286-698 FG) from the field and .341 (63-185 3FG) from the three-point arc... Had a career-high 22 blocks... Logged his lone double-double of the season against New York on March 23<sup>rd</sup>, contributing a season-high 31 points along with 10 assists... Scored 22 points on .615 shooting (8-13 FG) from the field including .667 (4-6 3FG) from 3-point distance against Miami on March 18th... Tallied 21 points in the Cavaliers' 114-104 victory over Oklahoma City on February 26<sup>th</sup>... **2012-13 Season (Golden State Warriors):** Appeared in 79 games (four starts), averaging 12.9 points, 3.1 rebounds and 5.5 assists in 29.7 minutes per game... In four starts, averaged 18.8 points and 8.8 assists while shooting .484 from the field in 38.4 minutes... Ranked second among reserves in assists... Had 32 games with at least 10 points and five assists off the bench, the most by a reserve since starters were first tracked in box scores in 1970-71... Tied his career high with 12 assists on three occasions (1/19, 1/29, 4/15)... Posted consecutive games (2/22-2/24) with at least 23 points and eight assists off the bench, the first player to do so since Clyde Drexler in 1985-86... Had a season-high 30 points and 10 assists on 2/22 vs. the Spurs, becoming the first player to post a 30-point/10-assist game off the bench since Magic Johnson did so on 2/16/96 vs. Dallas... Was one of 12 players with a 30-point/10-assist game (the second of his career) in 2012-13 and had three games of at least 25 points and 10 assists off the bench, making him the first player in NBA history (since starters were first noted in box scores beginning in 1970-71) to record three such games off the bench in a single season... Scored 20+ points 12 times and 30+ points once... Tallied eight double-doubles, including a career-best five 20-point/10-assist games (one 30/10 game)... Posted a career-long three-game double-double streak (1/18-1/21)... Tallied back-to-back 20-point/10-assist games for the first time in his career on 1/18 at San Antonio and 1/19 at New Orleans... Made his Warriors debut on 10/31 at Phoenix, tallying 10 points, seven assists and three rebounds... Missed three games with a right shoulder contusion (2/6-2/9)... **2011-12 Season (New Orleans Hornets):** Appeared in 45 games, including 39 starts... Averaged career highs of 15.6 points, 3.9 rebounds and 6.3 assists in 34.0 minutes per game... In 39 starts, averaged 16.0 points, 3.7 rebounds and 6.6 assists in 34.8 minutes per game... Recorded his first career triple-double with 17 points, 11 assists and 10 rebounds (all defensive) in 31 minutes on 3/21 vs. Golden State, without committing a turnover... Was one of only eight players in the league to average at least 15.0 points and 6.0 assists, along with LeBron James, Chris Paul, Deron Williams, Tony Parker, John Wall, Ty Lawson and Derrick Rose... Shot a career-best .872 from the free throw line (12th best in the NBA)... His 2.69:1 assist-to-turnover ratio ranked 15th in the league... Scored 10+ points 38 times, 20+ points 11 times, and 30+ points once (a season-high 30 points on 3/14 vs. the Lakers)... Had five double-doubles, including one 20/10 game (27 points, 11 assists) on 1/2 at Utah... Missed 20 games due to injury (13 due to a right foot stress fracture, six due to a bruised left knee and one due to a sore right ankle) and one game due to suspension... **2010-11 Seasons (Toronto Raptors/New Orleans Hornets):** Appeared in 83 games (15 starts) for Toronto and New Orleans during the 2010-11 season... Averaged 8.9 points, 2.1 rebounds and 2.9 assists in 20.7 minutes per game... In 13 games (all starts) with Toronto, averaged 10.8 points, 3.2 rebounds, 4.5 assists and 1.1 steals in 26.7 minutes per game... In 70 games (two starts) with New Orleans, averaged 8.5 points, 1.9 rebounds and 2.6 assists in 19.6 minutes per game... In 15 starts overall, averaged 12.3 points, 3.5 rebounds and 4.6 assists in 38.9 minutes... Scored 10+ points 36 times and 20+ points six times, including a season-high 24 points on 1/8 vs. Golden State... Appeared in six playoff games with the Hornets, averaging 5.8 points, 2.5 rebounds and 2.2 assists in 18.5 minutes in the First Round vs. the Lakers... In his first career postseason game, scored 15 points (5-6 FG) to go with four rebounds and five assists in 22 minutes on 4/17 at the Lakers... Became the first player to appear in more than 82 games in a season since Casey Jacobson played 83 games with Phoenix and New Orleans in 2004-05... **2009-10 Season (Toronto Raptors):** Appeared in 82 games (43 starts), averaging 11.4

	CAREER HIGHS	2014-15 HIGHS
PTS	35 vs. TOR (OT) 1/30/15	35 vs. TOR (OT) 1/30/15
FGM	13 (5 times)	13 vs. TOR (OT) 1/30/15
FGA	30 vs. TOR (OT) 1/30/15	30 vs. TOR (OT) 1/30/15
3FGM	5 at MIN 2/24/13	4 at MIL 2/9/15
3FGA	8 at DET 1/10/15	8 at DET 1/10/15
FTM	13 at CHA (OT) 2/9/07	10 at BOS 12/26/14
FTA	16 at CHA (OT) 2/9/07	10 at BOS 12/26/14
OREB	3 (5 times)	3 at WAS 2/7/15
DREB	10 vs. GSW 3/21/12	9 vs. MIL (3OT) 11/19/14
TREB	10 vs. GSW 3/21/12	9 vs. MIL (3OT) 11/19/14
ASTS	13 (2 times)	13 (2 times)
STLS	5 at CHA 12/10/12	4 vs. OKC 11/3/14
BLKS	3 (3 times)	3 at MIA 1/4/15
MINs	52 vs. TOR (OT) 1/30/15	52 vs. TOR (OT) 1/30/15





# 2015-16 BROOKLYN NETS MEDIA GUIDE

## JARRETT JACK

points, 2.7 rebounds and 5.0 assists in 27.4 minutes while shooting .481 from the field and .412 from downtown... In 43 starts, averaged 12.8 points, 3.0 rebounds and 5.4 assists in 30.0 minutes while shooting .530 from the field and .459 from 3-point land... Scored 10+ points 45 times and 20+ points five times, including a season-high 27 points on 1/22 vs. Milwaukee... Dished out 10+ assists four times with two double-doubles, including a then-career-high 12 assists to go with 15 points on 4/12 at Detroit... Recorded 10 assists with zero points on 3/31 vs. the Clippers, joining Jason Kidd and Chris Duhon as the only other players to do so all season... **2008-09 Season (Indiana Pacers):** Appeared in 82 games (53 starts), averaging 13.2 points, 3.4 rebounds, 4.1 assists and 1.1 steals in 33.1 minutes... In 53 starts, averaged 15.4 points, 3.6 rebounds and 4.6 assists in 36.7 minutes... Scored 10+ points 59 times, 20+ points 14 times and 30+ points twice, including a career-high 33 points on 2/23 at New York... Scored in double-figures in 27 consecutive games from 2/11-4/11... Dished out double-digit assists once with 10 on 4/15 vs. Milwaukee... **2007-08 Season (Portland Trail Blazers):** Appeared in 82 games (16 starts), averaging 9.9 points, 2.9 rebounds and 3.8 assists in 27.2 minutes... In 16 starts, averaged 12.1 points, 3.6 rebounds and 5.1 assists in 35.3 minutes... Scored 10+ points 41 times and 20+ points five times... Dished out 10+ assists four times with three double-doubles, including a 21-point/10-assist performance on 2/29 vs. the Lakers... **2006-07 Season (Portland Trail Blazers):** Appeared in 79 games, starting all season... Averaged 12.0 points, 2.6 rebounds, 5.3 assists and 1.1 steals in 33.6 minutes... Scored 10+ points 50 times, 20+ points seven times and 30+ points three times... Dished out 10+ assists four times with three double-doubles, including a 20-point/10-assist game on 11/12 vs. Dallas and a 30-point/10-assist game on 12/6 at Milwaukee... **2005-06 Season (Portland Trail Blazers):** Appeared in 79 games, including four starts, averaging 6.7 points, 2.0 rebounds and 2.8 assists in 20.2 minutes... Scored 10+ points 21 times and 20+ points twice, posting season highs of 20 points on 3/23 at Phoenix and 4/12 at the Clippers... Dished out 10+ assists once with 11 assists off the bench on 4/14 at the Lakers... Made his NBA debut on 11/2 at Minnesota, scoring seven points with three assists in 14 minutes... Earned his first career start on 3/14 at Chicago, scoring four points in 20 minutes.

**PLAYOFF CAREER:** In 24 career playoff games (four starts) with Brooklyn, Golden State and New Orleans, has averaged 13.1 points, 3.9 rebounds and 4.0 assists in 28.8 minutes per game... **2015 Playoffs (Brooklyn Nets):** Saw action in all six games off the bench, averaging 12.3 points, 4.2 rebounds, 4.5 assists and 1.2 steals in 25.5 minutes per game... Shot .519 from the field, including .333 from behind the arc, and shot 1.000 from the free throw line (13-of-13)... Totaled a game-high 23 points (9-of-13 FG, 3-of-3 FT) with five rebounds and three assists in 29 minutes in a closely-contested Game 2 loss at ATL (4/22)... Scored in double figures in three other games. **2013 Playoffs (Golden State Warriors):** Started four of 12 games in the Warriors run to the Western Conference Semifinals... Averaged 17.2 points, 4.4 rebounds and 4.7 assists in 35.5 minutes per game... Recorded a double-double in the first round against Denver on 4/20, totaling 10 points and a game-high and playoff career-high 10 assists, along with a playoff career-high eight rebounds in a 97-95 loss... Tallied a playoff career-high 26 points and seven assists in his first-career playoff start on 4/23 **2011 Playoffs (New Orleans Hornets):** Appeared in six games, averaging 5.8 points, 2.5 rebounds and 2.2 assists in 18.7 minutes per game... Recorded 15 points and five assists in his playoff debut in the first round against the Los Angeles Lakers on 4/17.

**COLLEGE CAREER:** Finished his career 26th on Georgia Tech's career scoring list with 1,265 points... Also became the sixth Tech player ever with 1,000 points and 500 assists in a career... Rose to No. 5 in career assists (543) at Tech, second among active ACC players, and No. 5 in career steals (183)... His career free throw percentage of 79.6 is 14th-best all-time at Tech... **2004-05 Season (Junior):** Led the team in scoring (15.5 points per game), assists (4.53 per game), 3-point percentage (.442), free throw percentage (.866) and steals (1.81 per game)... ACC rankings for those categories were 12th, sixth, first (fell two FG shy of ACC minimum, but his percentage was better than the ACC leader, Raymond Felton), third and seventh, respectively... His field goal percentage of .514 topped ACC perimeter players and ranked fourth overall... Scored in double figures in 28 of 32 games and scored 20 or more points on nine occasions... **2003-04 Season (Sophomore):** Made the All-ACC third team, one of four point guards on the third team... Averaged 12.5 points a game (second on the team, 17th in the ACC) and 5.61 assists per game (fourth in the ACC)... Made 45.6 percent of his field goal tries and 31.6 percent of his 3-point attempts... Ranked eighth in the ACC in free throw shooting (.802), fifth in steals (1.95 per game) and 18th in rebounding (4.9 per game)... **2002-03 Season (Freshman):** Averaged 10.3 points and 6.0 assists in Tech's final six games (36 assists, 13 turnovers) while hitting 52.5 percent of his shots and 81.0 percent of his free throws... Scored in double figures in eight of 12 games leading up to the NIT, including a career-best 21 points with seven assists Mar. 5 at Virginia.

**PERSONAL:** Born Jarrett Matthew Jack... Is the son of Carlton and Louise Jack... Is the cousin of former Los Angeles Lakers guard Chris Duhon... Is an avid collector of sneakers and electronic gadgets... Wants to be a GM or sneaker designer after basketball... Favorite food is macaroni and cheese... Favorite TV shows are Martin, The Wire and Power... Favorite movies are Coming to America, Heat and Casino... Lists singing as his off-the-court hidden talent... Attended four high schools: DeMatha of Hyattsville, Md., the now defunct St. Vincent, Md., Mt. Zion Academy, N.C., and Worcester Academy, Mass... Broke Mt. Zion Academy's school single-game scoring record with 56 points, besting a record previously held by Tracy McGrady... Was the recipient of the ninth annual Austin Carr Good Guy Award, presented by the local chapter of the Pro Basketball Writers Association (PBWA). The award, named after Cavaliers legend Austin Carr, is designed to recognize a Cavaliers player who is cooperative and understanding of the media... Favorite sport other than basketball is football... Favorite artist is Jay-Z... Has the Jarrett Jack Foundation for cancer research.



# 2015-16 BROOKLYN NETS MEDIA GUIDE

## JARRETT JACK

### CAREER STATISTICS - REGULAR SEASON

YEAR	TEAM	G	GS	MIN	FIELD GOALS			3 POINT FG			FREE THROWS			REBOUNDS									AVERAGES		
					FGM	FGA	PCT	3FG	3FGA	PCT	FTM	FTA	PCT	OFF	DEF	TOT	AST	PF	STL	TO	BLK	PTS	RPG	APG	PPG
05-06	POR	79	4	1597	189	428	.442	20	76	.263	128	160	.800	18	142	160	219	138	41	102	2	526	2.0	2.8	6.7
06-07	POR	79	79	2639	320	705	.454	63	180	.350	243	279	.871	18	190	208	417	202	86	187	9	946	2.6	5.3	12.0
07-08	POR	82	16	2234	267	620	.431	65	190	.342	215	248	.867	31	203	234	313	129	61	178	1	814	2.9	3.8	9.9
08-09	IND	82	53	2716	386	853	.453	78	221	.353	224	263	.852	44	232	276	338	179	88	184	17	1074	3.4	4.1	13.1
09-10	TOR	82	43	2245	323	671	.481	82	199	.412	203	241	.842	30	192	222	413	151	60	163	6	931	2.7	5.0	11.4
10-11	TOR/NOH	83	15	1724	260	637	.408	33	108	.306	182	214	.850	20	153	173	242	102	54	110	6	735	2.1	2.9	8.9
11-12	NOH	45	39	1529	266	583	.456	39	112	.348	129	148	.872	23	153	176	285	93	31	106	9	700	3.9	6.3	15.6
12-13	GSW	79	4	2354	387	857	.452	82	203	.404	167	198	.843	21	222	243	439	134	60	157	11	1023	3.1	5.6	12.9
13-14	CLE	80	31	2252	286	698	.410	63	185	.341	125	149	.839	22	201	223	324	133	56	133	22	760	2.8	4.1	9.5
14-15	BKN	80	27	2240	359	817	.439	39	146	.267	200	227	.881	19	226	245	373	143	75	191	13	957	3.1	4.7	12.0
<b>Totals</b>		<b>771</b>	<b>311</b>	<b>21530</b>	<b>3043</b>	<b>6869</b>	<b>.443</b>	<b>564</b>	<b>1620</b>	<b>.348</b>	<b>1816</b>	<b>2127</b>	<b>.854</b>	<b>246</b>	<b>1914</b>	<b>2160</b>	<b>3363</b>	<b>1404</b>	<b>612</b>	<b>1511</b>	<b>96</b>	<b>8466</b>	<b>2.8</b>	<b>4.4</b>	<b>11.0</b>
<b>Tot-BKN</b>		<b>80</b>	<b>27</b>	<b>2240</b>	<b>359</b>	<b>817</b>	<b>.439</b>	<b>39</b>	<b>146</b>	<b>.267</b>	<b>200</b>	<b>227</b>	<b>.881</b>	<b>19</b>	<b>226</b>	<b>245</b>	<b>373</b>	<b>143</b>	<b>75</b>	<b>191</b>	<b>13</b>	<b>957</b>	<b>3.1</b>	<b>4.7</b>	<b>12.0</b>

### CAREER STATISTICS - PLAYOFFS

YEAR	TEAM	G	GS	MIN	FIELD GOALS			3 POINT FG			FREE THROWS			REBOUNDS									AVERAGES		
					FGM	FGA	PCT	3FG	3FGA	PCT	FTM	FTA	PCT	OFF	DEF	TOT	AST	PF	STL	TO	BLK	PTS	RPG	APG	PPG
10-11	NOH	6	0	112	12	34	.353	0	5	.000	11	16	.688	1	14	15	13	4	1	8	1	35	2.5	2.2	5.8
12-13	GSW	12	4	426	78	154	.506	7	24	.292	43	48	.896	7	46	53	56	26	11	38	4	206	4.4	4.7	17.2
14-15	BKN	6	0	153	28	54	.519	5	15	.333	13	13	1.000	2	23	25	27	14	7	20	1	74	4.2	4.5	12.3
<b>Totals</b>		<b>24</b>	<b>4</b>	<b>691</b>	<b>118</b>	<b>242</b>	<b>.488</b>	<b>12</b>	<b>44</b>	<b>.273</b>	<b>67</b>	<b>77</b>	<b>.870</b>	<b>10</b>	<b>83</b>	<b>93</b>	<b>96</b>	<b>44</b>	<b>19</b>	<b>66</b>	<b>6</b>	<b>315</b>	<b>3.9</b>	<b>4.0</b>	<b>13.1</b>

# 7 JOE JOHNSON

GUARD/FORWARD

**HEIGHT:** 6-7

**WEIGHT:** 240

**DOB:** June 29, 1981

**BIRTHPLACE:** Little Rock, Ark.

**HIGH SCHOOL:** Little Rock Central (Ark.)

**COLLEGE:** Arkansas

**YEARS PRO:** 14

**DRAFTED:** Boston, First Round  
(10th overall) 2001 NBA Draft



@TheJoeJohnson7







# 2015-16 BROOKLYN NETS MEDIA GUIDE

## JOE JOHNSON

**CAREER TRANSACTIONS:** **June 27, 2001:** Drafted by the Boston Celtics in the first round (10th overall) of the 2001 NBA Draft... **February 20, 2002:** Traded by Boston along with Randy Brown, Milt Palacio and a 2002 first round draft pick (Casey Jacobsen) to the Phoenix Suns in exchange for Tony Delk and Rodney Rogers... **August 19, 2005:** Traded by Phoenix to the Atlanta Hawks for Boris Diaw, a 2006 first round draft pick (Rajon Rondo) and a 2008 first round draft pick (Robin Lopez)... **July 11, 2012:** Traded by Atlanta to the Brooklyn Nets for Jordan Farmar, Anthony Morrow, Johan Petro, DeShawn Stevenson, Jordan Williams, a 2013 first round draft pick and a 2017 second round draft pick.

**CONTRACT STATUS:** Signed through the 2015-16 season.

**2014-15 SEASON (Brooklyn Nets):** Appeared in and started 80 games, averaging 14.4 points, 4.8 rebounds and 3.7 assists in 35.0 minutes per game... Led the Nets in games started, minutes (2,791) and 3-pointers made (121) and finished second in points per game and third in assists per game... Led or tied for the team lead in scoring 15 times, rebounding six times and assists 14 times... Scored in double figures 59 times, including 19 games of 20+ points and one game of 30+ points... Recorded three points/rebounds double-doubles after not recording any in his previous five seasons combined... Matched his most points/rebounds double-doubles in a single season in his career (also posted three with PHX in the 2004-05 season)... Registered his most total double-doubles in a season since the 2009-10 season with ATL (four)... Matched his Nets' career-high with nine assists on 3/27 vs. CLE and 4/10 vs. WAS... Scored a **season-high** 34 points (14-23 FG) in 39 minutes on 11/1 at DET... Made a **season-high** five 3-pointers on 2/20 at LAL... Extended his streak of consecutive games with at least one field goal made to 884 games, marking **the longest active streak in the NBA**... Averaged his most assists per game in a season as a Net and the second-most rebounds per game in a single season in his career (averaged a career-best 5.1 rebounds per game in the 2004-05 season with PHX)... Moved from seventh in franchise history in 3-pointers made (310) to fifth (431), passing Keith Van Horn and Chris Morris... Moved into 13th place in NBA history in 3-pointers made (1,712) and is sixth among active players... Moved into 38th place in NBA history in minutes played (38,483), good for 10th among active players. Johnson is also second among all NBA players since 2003-04 in minutes played, trailing only LeBron James... Posted team-highs for games with multiple 3-pointers (34) and games with three or more threes (21)... Scored 1,000+ points for the 12th straight season... Became the seventh player in NBA history to score 18,000 points and make 1,600 3-pointers... Scored his 18,000th point on 2/25 at NOP, becoming the 63rd player in NBA history (and 10th active player) to score 18,000 points... Appeared in his 1,000th career game on 12/5 vs. ATL... Grabbed his 4,000th career rebound on 11/9 vs. ORL... Missed three or fewer games for the second consecutive season (missed three games in 2013-14)... Missed two games due to illness (flu).

	CAREER HIGHS	2014-15 HIGHS
PTS	42 vs. GSW 3/7/06	34 at DET 11/11/14
FGM	17 vs. ORL (OT) 3/19/06	14 at DET 11/11/14
FGA	34 vs. SEA (2OT) 11/16/07	23 at DET 11/11/14
3FGM	10 vs. PHI 12/16/13	5 at LAL 2/20/15
3FGA	14 (3 times)	9 (2 times)
FTM	14 at LAC 1/2/11	8 vs. IND 12/27/14
FTA	17 at LAC 1/2/11	8 vs. IND 12/27/14
OREB	6 vs. LAC 11/10/05	4 at SAC 1/21/15
DREB	11 at CHI 12/30/14	11 at CHI 12/30/14
TREB	12 (2 times)	11 (2 times)
ASTS	17 at MIL 3/13/06	9 (2 times)
STLS	6 vs. PHX 1/25/09	4 at NYK 4/1/15
BLKS	4 vs. SEA 2/22/06	3 at DEN 2/23/15
MINs	57 at NYK (2OT) 3/15/06	52 vs. MIL (3OT) 11/19/14

**PRO CAREER:** In 1,062 career games (992 starts), with Brooklyn, Atlanta, Phoenix and Boston, Johnson has averaged 17.3 points, 4.1 rebounds, 4.2 assists and 0.9 steals in 36.2 minutes per game... **2013-14 Season (Brooklyn Nets):** Appeared and started in 79 games, averaging 15.8 points, 3.4 rebounds and 2.7 assists in 32.6 minutes per game... Led the Nets in games played, minutes (2,575), points (1,245) and 3-pointers made (162)... Led the team in scoring a team-high 23 times, in rebounding six times and in assists 12 times... Scored in double figures 62 times, including a team-high 20 games of 20+ points and five games of 30+ points... Selected as an **NBA All-Star** for the seventh time in his career and his first time with the Nets... Selected to participate in the 3-point shot contest for the second time in his career (2004-05)... Named the **NBA's Eastern Conference Player of the Week** for the seventh time in his career after averaging 22.0 points (.541 field goal percentage, .583 3-point field goal percentage), 5.0 rebounds and 3.5 assists in 32.5 minutes per game and leading the Nets to a 4-0 week (March 17-23)... Shot 40.0 percent or better from 3-point range in a single season for the second time in his career (.478, 2004-05)... One of four players in the NBA that season (Stephen Curry, J.R. Smith and Trevor Ariza) to make eight or more 3-pointers in a game multiple times (made 10 vs. PHI on 12/16 and eight vs. DET 11/24)... Became the only player in Nets' history to make eight or more threes in a game twice in one season... Connected on a **career-high** 10 threes on 12/16 vs. PHI, becoming one of six players in the NBA this season to make 10 3-pointers in a game... In the same game, matched an **NBA record** (Michael Redd) for 3-pointers made in a quarter, with eight in the third... The 29 points he scored in the quarter were the most points he's scored in any quarter in his career and the fifth-most points scored in a single quarter in NBA history... The 37 points he scored in the game marked the Nets' single-game season-high... Scored 22 of his team-high 32 points in the first quarter vs. MIA on 1/10 (the 22 points were a **career-high** for a first quarter for Johnson)... Made at least one 3-pointer in 30 straight games, marking a Nets' **single-season franchise record**, a **career-best** streak for Johnson and the seventh-longest streak in the NBA that season... Finished second in Nets' single-season history for 3-pointers made (162)... Made four or more 3-pointers in a game a Nets' **single-season franchise record** 14 times... Moved into seventh place in Nets' history in three-pointers made (310 3-pointers)... Moved into 14th place in NBA history in 3-pointers made with 1,591... Surpassed both the 16,000 and 17,000-point milestones (one of 15 active players in the NBA with 17,000+ points)... Nailed buzzer-beating, game-winning shots 1/2 at OKC and 11/15 at PHX (OT)... Over the last two seasons, Johnson was 7-7 from the field and 10-11 from the free throw line in the final 10 seconds of games with a margin of +/- three points... Dating back to the start of the season prior, in games where the Nets are tied or trailing by three points or fewer with less than a minute remaining, Johnson is 15-19 from the field for 32 points in 16 games (9-10 last season, 6-9 thus far this season, including 2-2 on 11/15 in Phoenix)... Missed one game due to injury (sore right calf)... Missed one game (personal reasons)... Missed one game (DNP – coach's decision ; right patella tendinitis)... **2012-13 Season (Brooklyn Nets):** In 72 games (all starts), averaged 16.3 points, 3.0 rebounds and 3.5 assists in 36.7 minutes per game... Scored 20+ points in 18 games including two 30+ point performances... Led the team in scoring in 18 games (one tie)... Scored 24 points (4-8 3FG) and added six rebounds and four assists at IND on 4/12... Recorded 20 points with three rebounds at BOS on 4/10... Scored 11 points on 5-10 shooting vs. PHI on 4/9... Returned after missing previous five games, scored 12 points including 3-6 vs. CHI on 4/4... Tallied 20 points and six assists at PHI on 3/11... Recorded a game-high 22 points with five rebounds at CHA on 3/6... Scored a team-high 24 points with five rebounds and five assists vs. MIL on 2/19... Recorded a team-high 26 points with a **season-high** nine assists vs. DEN on 2/13... Recorded a game-high 25 points with five assists and three rebounds at NYK on 1/21... Scored 21 points with five rebounds and five assists vs. TOR on 1/15... Scored 20 points with five rebounds and three assists vs. IND on 1/13... Scored 18 points, including the game-winner, and had three assists at WAS on 1/4... Scored a **season-high** 33 points (5-10 3FG) with five rebounds and three assists at OKC 1/2... Recorded a game-high 28 points, including the game winner in double-overtime vs. DET on 12/14... Had 32 points and five rebounds vs. GSW on 12/7... DNP – CD twice... Ranked at fifth overall in Nets franchise history for most 3-pointers in a single season with 148 threes... Where the Nets were tied or trailing by three points or fewer with less than a minute remaining, Johnson was 9-10 from the field for 20 points and a +/- of 18 in just 13 minutes (10 games)... Was inactive seven times (four – sore left heel, three – right quad contusion)... **2011-12 Season (Atlanta Hawks):** Named an Eastern Conference All-Star for the sixth straight season... Became the seventh Hawk to reach 10,000 points at L.A. Lakers on 2/14 and hit the 2,500 assist mark at Toronto on 1/31, becoming the only player in franchise history to achieve those numbers... **2010-11 Season (Atlanta Hawks):** Posted his fifth straight All-Star campaign... Led the team in points, assists and field goals made (514)... **2009-10 Season (Atlanta Hawks):** Earned an All-Star berth for the fourth consecutive season, and became the first Hawk to earn a starting nod (injury replacement) since Dikembe Mutombo in 1997-98... **2008-09 Season**





# 2015-16 BROOKLYN NETS MEDIA GUIDE

## JOE JOHNSON

**(Atlanta Hawks):** Made his third straight All-Star appearance and played in 79 games ... Eighth in the league in field goals made (620) and 17th in threes made (149)... **2007-08 Season (Atlanta Hawks):** Appeared in all 82 games... Selected to his second straight All-Star game... Eastern Conference Player of the Month for March, and was also a two-time Conference Player of the Week... **2006-07 Season (Atlanta Hawks):** Named to his first All-Star game... Averaged a **career-high** 25.0 points, 4.2 rebounds, 4.4 and 1.1 steals in 41.4 minutes (.471 field goal percentage .381 3-point field goal percentage .748 free throw percentage)... **2005-06 Season (Atlanta Hawks):** In his first year as a Hawk, led the team in six statistical categories, points, assists, steals, games, minutes and 3-point field goal percentage, setting a franchise record for minutes played in a season (3,340)... **2004-05 Season (Phoenix Suns):** Ranked second in the league with a franchise record .478 three-point field goal percentage... **2003-04 (Phoenix):** Led the NBA in minutes (3,331), the third-highest single season total in Suns history... Ended the season logging at least 40 minutes in 35 consecutive games, the longest streak in the NBA since Nate Thurmond recorded 37 straight from Dec. 30, 1968 through March 7, 1969... **2002-03 Season (Phoenix Suns):** Appeared in all 82 contests, and averaged 9.8 points, 3.2 rebounds and 2.6 assists... **2001-02 Season (Boston Celtics/Phoenix Suns):** Named to the All-Rookie Second Team.

**PLAYOFF CAREER:** Has appeared in 87 career playoff contests (81 starts) with Brooklyn, Atlanta and Phoenix, averaging 17.3 points, 4.4 rebounds and 3.5 assists in 39.0 minutes per game while shooting .426 (571-1339 FG) from the field, .349 (130-372 3FG) from behind the arc and .773 (232-300 FT) from the line... **2015 Playoffs (Brooklyn Nets):** Appeared in and started all six games, averaging 16.5 points, 7.7 rebounds, 4.8 assists and 1.2 steals in 41.5 minutes per game... The rebounds were a single postseason career-best (10-career postseason trips) and the assists were his second-most in a single postseason (averaged 5.0 assists in the 2010 playoffs with Atlanta)... Matched his single game postseason career high with 10 rebounds in Game 3 (4/25 vs. ATL) and recorded a double-double in the game by adding 18 points... Scored in double figures in all six games... **2014 Playoffs (Brooklyn Nets):** Started all 12 games for the Nets... averaged 21.2 points, 3.8 rebounds and 2.9 assists in 39.1 minutes per game... Made 15 field goals en route to 34 points on 5/14 at MIA, matching the third-most field goals made in a Nets' playoff game in franchise history... Made five 3-pointers on 5/10 vs. MIA, matching the second-most made in a playoff game in Nets' history... Scored 20+ points five times, including two games of 30+ points... **2013 Playoffs (Brooklyn Nets):** Started all seven postseason contests for the Nets and in 38.7 minutes per game averaged 14.9 points, 3.1 rebounds and 2.7 assists... **2012 Playoffs (Atlanta Hawks):** In six games against Boston, averaged 17.2 points, 3.5 rebounds, 3.5 assists and 1.3 steals in 40.5 minutes... **2011 Playoffs (Atlanta Hawks):** In 12 contests vs. Orlando and Chicago, averaged 18.8 points, 4.6 rebounds, 3.3 assists and 1.1 steals in 41.4 minutes... **2010 Playoffs (Atlanta Hawks):** In 11 games against Milwaukee and Orlando, averaged 17.9 points, 5.1 rebounds and 5.0 assists in 40.0 minutes... **2009 Playoffs (Atlanta Hawks):** In 11 games against Miami and Cleveland, averaged 16.4 points, 4.5 rebounds, 3.5 assists and 1.3 steals in 39.0... In Atlanta's Round 1, Game Seven win over Miami, finished with 27 points, 5 rebounds, 5 steals and 4 assists... **2008 Playoffs (Atlanta Hawks):** In seven games against Boston, averaged 20.0 points, 4.0 assists and 3.9 rebounds... **2005 Playoffs (Phoenix Suns):** In nine games against Memphis, Dallas and San Antonio, averaged 18.8 points, 4.3 rebounds, 3.3 assists and 1.1 steals in 39.4 minutes... **2003 Playoffs (Phoenix Suns):** In six games against San Antonio, averaged 5.3 points, 4.3 rebounds and 1.3 assists in 27.3 minutes.

**COLLEGE CAREER:** Played two seasons at University of Arkansas (1999-01), earning All-America honors as a sophomore and Southeastern Conference Freshman of the Year honors... Averaged 15.0 ppg, 6.1 rpg and 2.4 apg in 53 contests across both years... Averaged 14.2 ppg, 6.4 rpg and 2.6 apg as a sophomore... Took home All-SEC accolades both years... Became the first freshman in school history to lead team in scoring (16.0) and rebounding (5.7)... Was the first Razorback freshman to earn All-SEC honors since Scotty Thurman in 1993.

**PERSONAL:** Full name is Joe Marcus Johnson... Is the only child of Diane Johnson, the most influential person in his life... Officially launched the Joe Johnson Foundation, a nonprofit aimed at helping low-income kids and their families... Enjoys bowling and going to movies... Football is his favorite sport outside of basketball... Considers lining up against Michael Jordan during his rookie season his most memorable basketball moment... Also lists Michael Jordan as the player that inspired him to begin playing basketball... Lists Ray Donovan as his favorite TV show... Lists Harlem Nights as his favorite movie... Lists The Energy Bus: 10 Rules to Fuel Your Life, Work, and Team with Positive Energy by Jon Gordon as his favorite book... Would be a coach if he was not an NBA player... Hosted 75 youngsters, ages 7-9, in a 'Fit Camp' featuring Boot Camp, Step Aerobics, and Capoeira at the Farragut Community Center in Brooklyn as part of Brooklyn Nets Assist.



# 2015-16 BROOKLYN NETS MEDIA GUIDE

## JOE JOHNSON

### CAREER STATISTICS - REGULAR SEASON

YEAR	TEAM	G	GS	MIN	FIELD GOALS			3 POINT FG			FREE THROWS			REBOUNDS			AST	PF	STL	TO	BLK	PTS	AVERAGES		
					FGM	FGA	PCT	3FG	3FGA	PCT	FTM	FTA	PCT	OFF	DEF	TOT							RPG	APG	PPG
01-02	BOS/PHX	77	60	1916	251	584	.430	38	130	.292	41	53	.774	75	182	257	179	114	59	71	20	581	3.3	2.3	7.5
02-03	PHX	82	34	2255	316	796	.397	75	205	.366	96	124	.774	57	207	264	210	143	62	108	19	803	3.2	2.6	9.8
03-04	PHX	82	77	3331	555	1291	.430	83	272	.305	174	232	.750	80	305	385	362	177	93	199	26	1367	4.7	4.4	16.7
04-05	PHX	82	82	3240	544	1179	.461	177	370	.478	135	180	.750	120	302	422	291	167	79	148	24	1400	5.1	3.5	17.1
05-06	ATL	82	82	3340	632	1395	.453	128	360	.356	261	330	.791	98	237	335	536	187	103	267	31	1653	4.1	6.5	20.2
06-07	ATL	57	57	2359	536	1139	.471	119	312	.381	235	314	.748	53	186	239	249	115	60	176	11	1426	4.2	4.4	25.0
07-08	ATL	82	82	3343	647	1497	.432	169	444	.381	316	379	.834	83	284	367	474	168	84	223	18	1779	4.5	5.8	21.7
08-09	ATL	79	79	3124	620	1420	.437	149	414	.360	299	362	.826	65	281	346	455	176	84	195	19	1688	4.4	5.8	21.4
09-10	ATL	76	76	2886	635	1386	.458	129	350	.369	220	269	.818	74	279	353	369	145	82	145	5	1619	4.6	4.9	21.3
10-11	ATL	72	72	2554	514	1161	.443	89	300	.297	195	243	.802	59	232	291	338	131	47	146	7	1312	4.0	4.7	18.2
11-12	ATL	60	60	2127	423	931	.454	125	322	.388	158	186	.849	53	168	221	232	75	48	116	13	1129	3.7	3.9	18.8
12-13	BKN	72	72	2642	445	1052	.423	148	395	.375	132	161	.820	53	165	218	253	99	49	123	14	1170	3.0	3.5	16.3
13-14	BKN	79	79	2575	462	1018	.454	162	404	.401	159	195	.815	48	222	270	216	129	47	120	10	1245	3.4	2.7	15.8
14-15	BKN	80	80	2790	446	1025	.435	121	337	.359	141	176	.801	53	331	384	292	120	59	137	14	1154	4.8	3.7	14.4
Totals		1062	992	38482	7026	15874	.443	1712	4615	.371	2562	3204	.800	971	3381	4352	4456	1946	956	2174	231	18326	4.1	4.2	17.3
Tot-BKN		231	231	8007	1353	3095	.437	431	1136	.379	432	532	.812	154	718	872	761	348	155	380	38	3569	3.8	3.3	15.5

### CAREER STATISTICS - PLAYOFFS

YEAR	TEAM	G	GS	MIN	FIELD GOALS			3 POINT FG			FREE THROWS			REBOUNDS			AST	PF	STL	TO	BLK	PTS	AVERAGES		
					FGM	FGA	PCT	3FG	3FGA	PCT	FTM	FTA	PCT	OFF	DEF	TOT							RPG	APG	PPG
02-03	PHX	6	0	164	14	51	.275	2	13	.154	2	5	.400	6	20	26	8	15	4	12	2	32	4.3	1.3	5.3
04-05	PHX	9	9	355	63	125	.504	20	36	.556	23	33	.697	7	32	39	30	18	10	10	4	169	4.3	3.3	18.8
07-08	ATL	7	7	275	47	115	.409	16	36	.444	30	33	.909	9	18	27	28	16	2	16	0	140	3.9	4.0	20.0
08-09	ATL	11	11	429	70	168	.417	12	35	.343	28	45	.622	17	32	49	39	24	14	32	0	180	4.5	3.5	16.4
09-10	ATL	11	11	440	77	199	.387	9	41	.220	34	42	.810	20	36	56	55	22	10	25	3	197	5.1	5.0	17.9
10-11	ATL	12	12	497	87	198	.439	18	42	.429	34	42	.810	18	37	55	40	19	13	31	1	226	4.6	3.3	18.8
11-12	ATL	6	6	243	38	102	.373	9	36	.250	18	24	.750	6	15	21	21	11	8	16	1	103	3.5	3.5	17.2
12-13	BKN	7	7	271	43	103	.417	10	39	.256	8	9	.889	4	18	22	19	13	8	12	0	104	3.1	2.7	14.9
13-14	BKN	12	12	469	98	184	.533	22	53	.415	36	43	.837	9	37	46	35	20	6	19	3	254	3.8	2.9	21.2
14-15	BKN	6	6	249	34	94	.362	12	41	.293	19	24	.792	5	41	46	29	16	7	5	0	99	7.7	4.8	16.5
Totals		87	81	3392	571	1339	.426	130	372	.349	232	300	.773	101	286	387	304	174	82	178	14	1504	4.4	3.5	17.3

# 31 DAHNTAY JONES

GUARD/ FORWARD

**HEIGHT:** 6-6

**WEIGHT:** 225

**DOB:** December 27, 1980

**BIRTHPLACE:** Trenton, N.J.

**HIGH SCHOOL:** Steinert (N.J.)

**COLLEGE:** Duke

**YEARS PRO:** 11

**DRAFTED:** Boston, First Round  
(20th overall), 2003 NBA Draft



@dahntay1







# 2015-16 BROOKLYN NETS MEDIA GUIDE

## DAHNTAY JONES

**CAREER TRANSACTIONS:** **June 26, 2003:** Drafted by the Boston Celtics in the first round (20th overall) of the 2003 NBA Draft and was traded by Boston to the Memphis Grizzlies with Troy Bell in exchange for Marcus Banks and Kendrick Perkins on draft night... **July 5, 2003:** Signed a multi-year contract with the Memphis Grizzlies... **September 27, 2007:** Signed as a free agent with the Boston Celtics... **October 25, 2007:** Waived by the Boston Celtics... **December 10, 2007:** Signed as a free agent with the Sacramento Kings... **February 16, 2008:** Waived by the Sacramento Kings... **July 30, 2008:** Signed as a free agent with the Denver Nuggets... **July 14, 2009:** Signed as a free agent with the Indiana Pacers... **July 12, 2012:** Traded by Indiana to the Dallas Mavericks with Darren Collison in exchange for Ian Mahinmi... **February 21, 2013:** Traded by Dallas to the Atlanta Hawks in exchange for Anthony Morrow... **September 27, 2013:** Signed as a free agent with the Chicago Bulls... **October 8, 2013:** Waived by the Chicago Bulls... **September 25, 2014:** Signed as a free agent with the Utah Jazz... **October 22, 2014:** Waived by the Utah Jazz... **January 14, 2015:** Signed a 10-day contract with the Los Angeles Clippers... **January 24, 2015:** Signed a second 10-day contract with the Los Angeles Clippers... **February 3, 2015:** Signed a contract for the rest of the season with the Los Angeles Clippers... **September 10, 2015:** Signed as a free agent with the Brooklyn Nets.

**CONTRACT STATUS:** Signed through the 2015-16 season.

**2014-15 SEASON (Los Angeles Clippers, D-League):** Appeared in 33 games for the Clippers off the bench after signing with the team in January... Averaged 0.6 points, 0.3 rebounds and 0.1 assists in 3.7 minutes per game... Recorded a season-high five points on 2/5 at CLE with one rebound, one assist and one steal in 21 minutes... Also played 19 games (15 starts) for the Fort Wayne Mad Ants in the NBA D-League, averaging 14.4 points, 2.6 rebounds and 1.7 assists in 29.3 minutes per game... Posted 30 points with three rebounds and four assists in his top-scoring game of the season on 1/13 vs. the Reno Bighorns... Recorded 26 points at the Delaware 87ers on 1/10... Scored in double figures 17 times for the Mad Ants.

**PRO CAREER:** In 622 career games (157 starts), holds averages of 5.4 points, 1.7 rebounds and 0.8 assists in 15.7 minutes per game... **2012-13 Season (Dallas Mavericks, Atlanta Hawks):** Appeared in 78 games (19 starts) with Dallas and Atlanta, averaging 3.4 points, 1.3 rebounds and 0.6 assists in 13.0 minutes per game throughout the season... Scored in double figures six times... Played in 50 games (15 starts) for Dallas before being traded on 2/21... Posted averages of 3.5 points, 1.4 rebounds and 0.6 assists in 12.7 minutes per game with the Mavs... Appeared in 28 games (four starts) with Atlanta, recording averages of 3.1 points, 1.1 rebounds and 0.7 assists in 13.6 minutes per game... Recorded a season-high 13 points on 6-for-7 shooting (.857 field goal percentage) with two rebounds on 3/17 at BKN... Played a career-high 43 minutes at SAS on 4/6, totaling nine points, three rebounds, two assists and three steals... **2011-12 Season (Indiana Pacers):** Played in 65 games (three starts), averaging 5.3 points, 1.8 rebounds and 1.0 assists in 16.2 minutes per game... Led the Pacers with a .429 3-point field goal percentage, while also shooting .409 from the field and a career-best .838 from the line... Scored in double figures 11 times... Posted a season-high-tying 13 points (3-5 from beyond the arc) with two rebounds, three assists and two steals on 3/24 at MIL... Also scored 13 points on 3/16 at NYK... **2010-11 Season (Indiana Pacers):** Played in 45 games (two starts), averaging 6.3 points, 1.4 rebounds and 0.7 assists in 13.1 minutes per game... Shot .467 from the field, .359 from 3-point range and .767 from the line... Scored in double figures nine times... Totaled a season-high 19 points (6-7 FG, 2-2 3FG) in 19 minutes on 2/11 vs. MIN... Recorded 18 points, four rebounds, one assist and one steal in 20 minutes at NJN on 2/6/11... Also posted 18 points on 3/13 at NYK... **2009-10 Season (Indiana Pacers):** Played in 76 games (26 starts), averaging 10.2 points, 3.0 rebounds and 2.0 assists in 24.9 minutes per game – all career-best marks... Shot .461 from the field and .770 from the line... Scored in double figures in 36 games, including five games of 20+ points... Recorded his first-career double-double on 11/4 at NYK with 19 points and a career-high 12 rebounds, including a career-high 11 defensive boards, in 38 minutes... Scored a season-high-tying 25 points on three separate occasions: 11/14 vs. BOS, 11/18 vs. NYK and 3/9 vs. PHI... Notched a career-high four blocks vs. GSW alongside 10 points on 11/11... Registered a career-high eight assists on 12/22 at BOS... **2008-09 Season (Denver Nuggets):** Appeared in 79 games (71 starts), averaging 5.4 points, 2.1 rebounds and 1.0 assists in 18.1 minutes per game... Shot .458 from the field and .728 from the line, as well as a career-best .647 (11-17 3FG) from long range... Scored a season-high 18 points (8-10 FG) with a season-high six rebounds and two assists on 2/6 at WAS... Posted 16 points, three rebounds, three assists and a season-high five steals in 29 minutes on 1/13 vs. DAL... **2007-08 Season (Sacramento Kings, D-League):** Appeared in 25 games for Sacramento off the bench, averaging 3.2 points, 1.4 rebounds and 0.5 assists in 8.2 minutes per game... Totaled a season-high 16 points (4-5 FG, 8-11 FT) and a season-high eight rebounds on 1/5 at CHI... Also appeared in 10 games (10 starts) for the D-League's Fort Wayne Mad Ants, averaging 24.4 points, 4.6 rebounds and 2.4 assists in 37.1 minutes per game... Scored 14+ points in all 10 of his D-League games... Scored 30+ points in two games, including a season-high 37 points on 3/30 vs. the Iowa Energy and 32 points with eight rebounds on 4/4 at the Sioux Falls Skyforce... Also posted five games of 20+ points... **2006-07 Season (Memphis Grizzlies):** Played in 78 games (25 starts), averaging 7.5 points, 2.0 rebounds and 0.9 assists in 21.4 minutes per game... Shot a career-best .477 from the field, .417 from long range and .793 from the line... Scored in double figures in 23 games, including two games of 20+ points... Totaled a career-high 26 points (11-17 FG) with four rebounds, two assists and two steals off the bench on 3/24 at UTA... Scored 20 points with four rebounds and three assists on 4/10 vs. SAC... **2005-06 Season (Memphis Grizzlies):** Appeared in 71 games (four starts), recording averages of 4.0 points, 1.5 rebounds and 0.5 assists in 13.6 minutes per game... Scored in double figures in six games... Totaled a season-high 13 points with four rebounds and two assists in 39 minutes (2OT) on 4/19 at MIN... Recorded a career-high six steals on 3/6 at DEN alongside 11 points, four rebounds and two assists... **2004-05 Season (Memphis Grizzlies):** Appeared in 52 games (seven starts), averaging 4.5 points, 1.2 rebounds and 0.4 assists in 12.5 minutes per game... Shot .437 from the field... Made his first-career start on 1/26 at CLE, scoring four points and adding two rebounds and a steal in 22 minutes... Scored a season-high 23 points (6-11 FG, 3-6 3FG) with two rebounds and two assists on 28 minutes as a starter on 2/9 at PHI... Scored in double figures in five games... Posted 17 points (6-12 FG) on 4-for-4 shooting from long range vs. PHX on 2/1... **2003-04 Season (Memphis Grizzlies):** Appeared in 20 games during his rookie NBA season, averaging 1.8 points, 1.2 rebounds and 0.6 assists in 7.7 minutes per game... Posted one rebound, one assist and two blocks in eight minutes in his NBA debut on 11/21 at SEA... Scored a season-high seven points (3-5 FG) with three rebounds, five assists and a steal on 12/3 at NJN.

**PLAYOFF CAREER:** In 49 career playoff games (16 starts), holds averages of 4.1 points, 1.3 rebounds and 0.3 assists in 11.1 minutes per game... **2015 Playoffs (Los Angeles Clippers):** Appeared in 11 games, averaging 0.4 points and 0.1 rebounds in 1.6 minutes per game... **2013 Playoffs (Atlanta Hawks):** Played in five games, averaging 0.8 points and 0.2 rebounds in 3.8 minutes per game... **2012 Playoffs (Indiana Pacers):** Played in seven games, averaging 2.4 points, 1.0 rebounds and 0.4 assists in 8.3 minutes per game... **2011 Playoffs (Indiana Pacers):** Appeared in three games, averaging a career-playoff-best 8.7 points per game alongside 0.7 rebounds and 0.7 assists in 16.7 minutes per game... Scored 11 points on 4/21 vs. CHI and 10 points on 4/26 at CHI... **2009 Playoffs (Denver Nuggets):** Appeared in and started all 16 games for the Denver Nuggets, including all six games of the Western Conference Finals against the L.A. Lakers (Denver lost 4-2)... Averaged 7.0 points, 2.4 rebounds and 0.6 assists in 17.5 minutes per game... Scored in double figures in five games... Scored 12 points with five rebounds on 4/27 at NOH... Also scored 12 points with three rebounds, one assist and one steal on 5/25 vs.

	CAREER HIGHS	2014-15 HIGHS
PTS	26 at UTA 3/24/07	5 at CLE 2/5/15
FGM	11 at UTA 3/24/07	2 at CLE 2/5/15
FGA	19 vs. LAC 11/25/09	4 at CLE 2/5/15
3FGM	4 vs. PHX 2/1/05	—
3FGA	6 at PHI 2/9/05	1 (4 times)
FTM	11 (2 times)	3 vs. SAC 2/21/15
FTA	15 vs. BOS 11/14/09	3 vs. SAC 2/21/15
OREB	4 at MIN 4/18/07	1 at DAL 2/9/15
DREB	11 at NYK 11/4/09	2 (2 times)
TREB	12 at NYK 11/4/09	2 (2 times)
ASTS	8 at BOS 12/22/09	1 (2 times)
STLS	6 at DEN 3/6/06	1 (3 times)
BLKS	4 vs. GSW 11/1/09	—
MINS	43 at SAS 4/6/13	21 at CLE 2/5/15



# 2015-16 BROOKLYN NETS MEDIA GUIDE

## DAHNTAY JONES

LAL... **2006 Playoffs (Memphis Grizzlies):** Appeared in four games, averaging 4.3 points and 1.8 rebounds in 11.5 minutes per game... **2005 Playoffs (Memphis Grizzlies):** Appeared in three games, averaging 7.3 points and a career-playoff-high 3.0 rebounds in a career-playoff-high 23.7 minutes per game... Scored a career-playoff-high 14 points with five rebounds and one steal in 34 minutes on 5/1 vs. PHX.

**COLLEGE CAREER:** Played two seasons for Rutgers before transferring to Duke for his junior and senior seasons... Sat out the 2000-01 season per NCAA transfer rules... **Senior Season (2002-03, Duke):** Averaged 17.7 points, 5.5 rebounds and 0.9 assists in 30.7 minutes per game... Played in 33 games (30 starts)... Was named an Honorable Mention All-American by The Associated Press and to the All-ACC First Team... Led Duke in scoring (17.7 points per game) and ranked second on the team in rebounding (5.5 rebounds per game)... **Junior Season (2001-02, Duke):** Was an honorable mention All-ACC selection... Named to the national All-Defensive Team by CollegeInsider.com and the ACC All-Defensive Team by the coaches... Averaged 11.2 points, 4.2 rebounds and 1.1 assists per game... Played in all 35 games, including 32 starts... Ranked second on the team in free throw percentage (.725, 74-102 FT) and field goal percentage (.505, 153-303 FG) and tied for third on the team with 17 blocked shots... Scored at least 10 points in 22 games, including 18 of his final 28 contests... **Sophomore Season (1999-00, Rutgers):** Started all 31 games... Was Rutgers' scorer at 16.0 points per game... Shot .414 from the field, .345 from 3-point range and .709 from the charity stripe... Ended the regular season with first back-to-back 20-point games of his career (25 vs. Connecticut and 20 vs. West Virginia)... Scored 20 or more points seven times as a sophomore... Ranked seventh in the Big East in scoring, 10th in field goal percentage and 13th in free throw percentage... Ranked third on the team at .342 (38-of-111) from 3-point range... Scored a career-high 27 points vs. Princeton (12/12)... Named to the all-tournament team at the Hoop & Quill Classic and the ECAC Holiday Festival. **Freshman Season (1998-99, Rutgers):** Named to the Big East's All-Rookie Team... Started 28 of 32 games... Averaged 10.7 points and 4.1 rebounds... Scored in double figures in 14 games... Made 61 of 68 (.897) free throws in the final 16 games of the season... Shot .814 from the line for the season... Twice was honored as Big East Rookie of the Week.

**PERSONAL:** Born Dahntay Laval Jones... Is the son of Joanne and Larry Jones... Is married to Valeisha Jones... Has four children: Tanner (10), Zoe (8), True (7) and Dahntay Jr. (3)... His father, Larry Jones, played basketball at St. Peter's College... His cousin, Al Harrington, played 16 seasons in the NBA, most recently with the Washington Wizards during the 2013-14 season... Considered Michael Jordan his favorite basketball player growing up... Lists bowling and golf as his hobbies outside of basketball... Considers playing in the Western Conference Finals with the Denver Nuggets in the 2009 NBA Playoffs his greatest achievement in basketball... Graduated from Duke with a degree in Public Policy in 2003... Lists golf as his favorite sport outside basketball and enjoys watching Tiger Woods... Roots for Duke, the New York Yankees and the New York Giants in his spare time... Supports and participates in events with his wife's nonprofit, WEEN – the Women in Entertainment Empowerment Network... Considers his parents the most influential people in his life... Lists the Batman trilogy as his favorite movies... Lists Entourage as his favorite TV show... Lists chicken wings as his favorite food... Lists Jay-Z as his favorite artists... Considers bowling his off-the-court hidden talent, with a high score of 283.

## DAHNTAY JONES

### CAREER STATISTICS - REGULAR SEASON

		FIELD GOALS							3 POINT FG			FREE THROWS			REBOUNDS								AVERAGES			
YEAR	TEAM	G	GS	MIN	FGM	FGA	PCT	3FG	3FGA	PCT	FTM	FTA	PCT	OFF	DEF	TOT	AST	PF	STL	TO	BLK	PTS	RPG	APG	PPG	
03-04	MEM	20	0	154	15	53	.283	1	4	0.25	5	11	.455	7	16	23	12	23	5	12	6	36	1.2	0.6	1.8	
04-05	MEM	52	7	649	83	190	.437	23	60	.383	44	64	.688	11	58	69	21	81	13	29	11	233	1.3	0.4	4.5	
05-06	MEM	71	4	967	109	263	.414	3	21	.143	60	93	.645	20	84	104	39	108	38	50	15	281	1.5	0.5	4.0	
06-07	MEM	78	25	1671	220	461	.477	5	12	.417	138	174	.793	47	106	153	68	192	39	92	22	583	2.0	0.9	7.5	
07-08	SAC	25	0	206	23	53	.434	1	6	.167	34	51	.667	7	28	35	12	28	8	10	6	81	1.4	0.5	3.2	
08-09	DEN	79	71	1426	154	336	.458	11	17	.647	110	151	.728	58	110	168	78	199	49	68	19	429	2.1	1.0	5.4	
09-10	IND	76	26	1892	287	623	.461	4	32	.125	198	257	.770	48	181	229	150	237	40	129	39	776	3.0	2.0	10.2	
10-11	IND	45	2	589	100	214	.467	14	39	.359	69	90	.767	4	61	65	33	70	20	31	7	283	1.4	0.7	6.3	
11-12	IND	65	3	1052	115	281	.409	33	77	.429	83	99	.838	23	94	117	63	119	23	46	11	346	1.8	1.0	5.3	
12-13	DAL/ATL	78	19	1016	82	222	.369	11	49	.224	87	113	.770	24	77	101	48	119	22	38	6	262	1.3	0.6	3.4	
14-15	LAC	33	0	123	6	21	.286	0	4	0	9	11	.818	1	10	11	2	23	3	1	0	21	0.3	0.1	0.6	
Totals		622	157	9745	1194	2717	.439	106	321	.330	837	1114	.751	250	825	1075	526	1199	260	506	142	3331	1.7	0.8	5.4	

### CAREER STATISTICS - PLAYOFFS

		FIELD GOALS						3 POINT FG			FREE THROWS			REBOUNDS								AVERAGES			
YEAR	TEAM	G	GS	MIN	FGM	FGA	PCT	3FG	3FGA	PCT	FTM	FTA	PCT	OFF	DEF	TOT	AST	PF	STL	TO	BLK	PTS	RPG	APG	PPG
04-05	MEM	3	0	71	8	21	.381	3	5	.600	3	4	.750	2	7	9	1	8	1	2	0	22	3.0	0.3	7.3
05-06	MEM	4	0	46	5	7	.714	0	0	.000	7	10	.700	1	6	7	0	7	1	2	0	17	1.8	0.0	4.3
08-09	DEN	16	16	280	38	79	.481	3	12	.250	33	43	.767	16	22	38	10	41	13	13	5	112	2.4	0.6	7.0
10-11	IND	3	0	50	9	20	.450	0	3	.000	8	9	.889	2	0	2	2	7	1	3	0	26	0.7	0.7	8.7
11-12	IND	7	0	58	4	18	.222	2	9	.222	7	7	1.000	4	3	7	3	11	1	3	0	17	1.0	0.4	2.4
12-13	ATL	5	0	19	1	4	.250	0	0	.000	2	2	1.000	0	1	1	0	1	0	1	0	4	0.2	0.0	0.8
14-15	LAC	11	0	18	2	2	1.000	0	0	.000	0	0	.000	0	1	1	0	7	2	0	0	4	0.1	0.0	0.4
Totals		49	16	542	67	151	.444	8	29	.276	60	75	.800	25	40	65	16	82	19	24	5	202	1.3	0.3	4.1



10

SERGEY  
KARASEV

GUARD/FORWARD

**HEIGHT:** 6-7

**WEIGHT:** 213

**DOB:** October 26, 1993

**BIRTHPLACE:** Saint Petersburg, Russia

**YEARS PRO:** 2

**DRAFTED:** Cleveland, First Round  
(19th overall), 2013 NBA Draft



@skgetbuckets



@skgetbuckets







# 2015-16 BROOKLYN NETS MEDIA GUIDE

## SERGEY KARASEV

**CAREER TRANSACTIONS:** **June 27, 2013:** Selected by the Cleveland Cavaliers in the first round (19th overall pick) of the 2013 NBA Draft... **July 10, 2014:** Acquired by Brooklyn in a three-team trade in which Brooklyn received Karasev and guard Jarrett Jack from Cleveland and sent guard Marcus Thornton to Boston, who also received center/forward Tyler Zeller and a future first round draft pick from the Cavaliers. Cleveland received the draft rights to Ilkan Karaman, Christian Drejer and Edin Bavcic from the Nets as well as a conditional second round pick from Boston.

**CONTRACT STATUS:** Signed through the 2015-16 season (Team Option for the 2016-17 season).

**2014-15 SEASON (Brooklyn Nets):** Appeared in 33 games (16 starts), averaging 4.6 points on .403 shooting, 2.0 rebounds and 1.4 assists in 16.8 minutes per game... Led or tied for the team lead in steals six times and blocks once... Statistics improved dramatically in every major category from his rookie season to his second season... Made his Nets' debut on 10/29 at BOS in the team's season opener, grabbing three rebounds in three minutes... Made his first start as a Net on 12/10 at CHI, recording six points and a career-high six rebounds in 31 minutes... Scored in double figures seven times, including a career-high 14 points on 12/27 vs. IND, after failing to score in double figures once during his rookie season in Cleveland... Dished out a career-high five assists on 1/2 at ORL... Started 16 games in a 17-game span from 12/10-1/9 as the Nets went 8-8 in games Karasev started... Played 30+ minutes in six games, including a career-high 37 minutes on 12/19 vs. CLE... Set career single season highs in ppg, rpg, apg, spg, mpg, games played and games started... Suffered a season-ending injury to his right knee on 3/10 vs. NOP... Underwent surgery on his right knee to repair damage that occurred in association with a patellar dislocation. The surgery also included the removal of several loose bodies as well as the repair of the medial patella femoral ligament and the medial collateral ligament on 3/13... Missed 20 games due to injury (right knee surgery) and missed 29 games (DNP – coach's decision).

	CAREER HIGHS	2014-15 HIGHS
PTS	14 vs. IND 12/27/14	14 vs. IND 12/27/14
FGM	5 (2 times)	5 (2 times)
FGA	10 at CLE 12/19/14	10 at CLE 12/19/14
3FGM	2 (4 times)	2 (3 times)
3FGA	4 (5 times)	4 (5 times)
FTM	4 (4 times)	4 (3 times)
FTA	5 vs. DAL (OT) 1/5/15	5 vs. DAL (OT) 1/5/15
OREB	4 at BOS 12/26/14	4 at BOS 12/26/14
DREB	5 (2 times)	5 at CHI 12/10/14
TREB	6 at CHI 12/10/14	6 at CHI 12/10/14
ASTS	5 at ORL 1/2/15	5 at ORL 1/2/15
STLS	2 (6 times)	2 (6 times)
BLKS	1 (2 times)	1 vs. MIA 12/16/14
MINS	37 at CLE 12/19/14	37 at CLE 12/19/14

**PRO CAREER:** In 55 career NBA games (17 starts), holds averages of 3.5 points, 1.5 rebounds and 0.9 assists in 12.9 minutes per game... **2013-14 Season (Cleveland Cavaliers):** Appeared in 22 games for the Cavaliers, starting one... Averaged 1.7 points, 0.7 rebounds and 0.3 assists per game... Shot .343 from the field and .900 from the free throw line... Made his NBA debut on 11/2 at IND... Tallied then-career-highs of eight points and five rebounds in 21 minutes off the bench at SAS on 11/23... Made his first career start at BOS on 11/29... Missed five games from 3/20-3/26 due to right knee patellar tendonitis... Was DNP-CD 32 times and DND four times on the season... Was placed on the inactive list 24 times on the season... Scored a career-high seven points in 14 minutes on 11/13 vs. MIN... Grabbed a career-high five rebounds on 11/23 at SAC... Also appeared in 18 regular season games with the Canton Charge of the NBADL... Averaged 13.5 points, 5.0 rebounds, 2.4 assists and 1.0 steal in 30.0 minutes per game in the D-League... Recorded 23 points on 7-14 shooting, six rebounds and two assists in 39 minutes against Sioux Falls on 3/9... **2012-13 (Russia, Croatia):** Averaged 18.4 points and 5.3 rebounds in 33.3 minutes per game for BC Triumph in Russia's top league, the PBL... Also posted 16.1 points in the ULEB's Eurocup competition, a step below the Euroleague, and 15.4 points in the United VTB League... Won a gold medal during the 2013 World University Games in Kazan where he averaged 19.0 points on .567 shooting, including .455 (20-44 3FG) from the 3-point line, 5.8 rebounds, 3.5 assists and 1.4 steals in 24.9 minutes per game for Russia... Scored 31 points on 13-17 FG (.765) shooting from the field in 19 minutes against Oman on July 7... Recorded a double-double of 20 points and 10 rebounds to go along with seven assists and four steals in 33 minutes against Canada on July 15... **2011-12 (Russia, Croatia):** Appeared in 58 games, starting 39... Averaged 13.7 points, 3.6 rebounds, 2.3 assists and 1.0 steal in 29.0 minutes per game... **2010-11 (Russia, Croatia):** Split time between Triumph's senior team (7.8 points in PBL) and its U-23 team (15.3 points in PBL U-23)... At just 17 years old, was named Week 25 MVP of Russia's top league after scoring 34 points, including an .857 (6-7 3FG) clip from beyond the arc vs. Dynamo.

**PLAYOFF CAREER:** Has not appeared in a postseason game... **2015 Playoffs (Brooklyn Nets):** Missed the postseason due to injury (right knee).

**PERSONAL:** Born Sergey Karasev... Is the son of Yana and Vasily Karasev... Has a younger sister, Ksenya... Married his wife, Evelina, on February 14, 2015... Won a gold medal during the 2013 World University Games in Kazan... Won a bronze medal in the 2012 Summer Olympics in London for the Russian National Team, which he considers his greatest achievement in basketball... Is the son of former Russian international player and current Triumph Lyubertsy head coach, Vasily Karasev... Also used to play under his father during his time with Triumph Lyubertsy and for Team Russia at EuroBasket 2013... Considered his father his favorite basketball player growing up... Lists bowling, playing soccer, fishing, watching movies and playing video games as his hobbies... Ideally would like to work in basketball, potentially as a coach, when he finishes his playing career... Considers soccer his favorite sport outside of basketball and roots for Manchester City FC and FC Barcelona... Lists his wife as the most influential person in his life... Is fluent in English and Russian... Lists The Fast and the Furious as his favorite movie... Lists Prison Break as his favorite TV show... Lists Jay-Z as his favorite artist... Considers juggling his off-the-court hidden talent... Is nicknamed S-K Get Buckets.

## SERGEY KARASEV

### CAREER STATISTICS - REGULAR SEASON

					FIELD GOALS			3 POINT FG			FREE THROWS			REBOUNDS								AVERAGES				
YEAR	TEAM	G	GS	MIN	FGM	FGA	PCT	3FG	3FGA	PCT	FTM	FTA	PCT	OFF	DEF	TOT	AST	PF	STL	TO	BLK	PTS	RPG	APG	PPG	
13-14	CLE	22	1	156	12	35	.343	4	19	.211	9	10	.900	0	16	16	6	22	3	11	1	37	0.7	0.3	1.7	
14-15	BKN	33	16	555	54	134	.403	16	54	.296	29	39	.744	22	44	66	46	45	23	24	1	153	2.0	1.4	4.6	
Totals		55	17	711	66	169	.391	20	73	.274	38	49	.776	22	60	82	52	67	26	35	2	190	1.5	0.9	3.5	

0

SHANE

LARKIN

GUARD

**HEIGHT:** 5-11

**WEIGHT:** 175

**DOB:** October 2, 1992

**BIRTHPLACE:** Cincinnati, Ohio

**HIGH SCHOOL:** Dr. Phillips (Fla.)

**COLLEGE:** Miami

**YEARS PRO:** 2

**DRAFTED:** Atlanta, First Round  
(18th overall), 2013 NBA Draft



@ShaneLarkin\_3



@shanelarkin\_0







# 2015-16 BROOKLYN NETS MEDIA GUIDE

## SHANE LARKIN

**CAREER TRANSACTIONS:** **June 27, 2013:** Drafted by the Atlanta Hawks in the first round (18th overall) of the 2013 NBA Draft before being traded to the Dallas Mavericks with cash considerations in exchange for Jared Cunningham, Lucas Nogueira and Mike Muscala... **July 29, 2013:** Signed a contract with the Dallas Mavericks... **June 25, 2014:** Traded to the New York Knicks with Jose Calderon, Samuel Dalembert, Wayne Ellington and two 2014 second round draft picks by Dallas in exchange for Tyson Chandler and Raymond Felton... **July 9, 2015:** Signed a multi-year contract with the Brooklyn Nets.

**CONTRACT STATUS:** Signed through the 2015-16 season (Player Option for the 2016-17 season).

**2014-15 SEASON (New York Knicks):** Averaged 6.1 points, 2.9 assists and shot .433 from the field (187-432) over 24.5 minutes per game through 76 games with the Knicks... Had 13 double-figure scoring games... Logged 20+ minutes 53 times... Scored a season-high 16 points in a season-high 44 minutes at Detroit on February 27... Tallied a season-high eight assists three times – 3/22 vs. TOR, 1/1 at MEM and 3/28 at CHI... Led the Knicks in minutes played (1,865), assists (226) and steals (93) and was second in games played (76).

**PRO CAREER:** In 124 career games (22 starts), holds averages of 4.9 points, 1.8 rebounds, 2.4 assists and 1.0 steals in 19.0 minutes per game... **2013-14 Season (Dallas Mavericks):** Averaged 2.8 points and 1.5 assists while playing 10.2 minutes per game in 48 games off the bench for DAL... Shot .380 from the field (52-137 FG) as a rookie... Had two double-figure scoring games and logged 20+ minutes four times... Shot .316 (12-38 3FG) from behind the arc... Ranked 14th among NBA rookies in assists (1.5)... Scored a season-high 18 points in a season-high 27 bench minutes at PHX on 1/17, including 15 points in second half. His 18 points for the game marked highest total for a Mavs' rookie since Rodrigue Beaubois scored 40 at GSW on 3/27/10... Dished out a season-high six assists twice (11/27 vs. GSW and 1/10 at NOP)... Appeared in 39 games over a 47-game stretch for the Mavericks... Missed a total of 11 games due to injury... NBA debut was delayed, as he spent early part of season recovering from a fractured right ankle suffered at summer league practice on 7/12/13... Underwent surgery (fractured right ankle) on 7/16/13, and was listed as inactive for the regular season's first 10 games while completing recovery... Missed one game (1/13 vs. Magic) due to a sprained right ankle... Missed 23 games (DNP– coach's decision)... Also played in four games (three starts) for the Texas Legends of the NBA D-League on multiple assignments from the Mavs, averaging 15.3 points per game and 8.3 assists per game with .468 shooting (22-47 FG) in 35.8 minutes per game... Was assigned/recalled on three different occasions.

**PLAYOFF CAREER: 2014 Playoffs (Dallas Mavericks):** Came off the bench in two games during the Mavs' First Round playoff loss to the SAS... Contributed one rebound and two assists in seven minutes of postseason action on 5/4 at SAS.

**COLLEGE CAREER:** Averaged 11.2 points, 3.2 rebounds, 3.6 assists and 1.8 steals in 31.3 minutes per game through 68 career games at Miami over two seasons... Shot .438 (256-585 FG) from the field, .375 (101-269 3FG) from 3-point range and .808 (147-182 FT) from the line... As a sophomore, helped Miami reach the Sweet Sixteen, which matched the program's deepest run in the NCAA Tournament in 27 years... Also led Miami to win the ACC regular season and ACC Tournament titles as a sophomore... The regular season title marked Miami's second-ever conference regular season title (also: 2000 in the Big East) and Miami's first-ever ACC Tournament title... **Sophomore Season (2012-13):** As a sophomore he led the all-team highs, averaging 14.5 points, 4.6 assists and 2.0 steals... Started 35 of 36 games, only held out of the starting lineup on senior night... Ranked first in the ACC in steals (2.0), second in minutes played (36.4), third in assist-to-turnover ratio (1.7), fourth in assists (4.5) and 10th in 3-pointers made (69)... Selected Lute Olson National Player of the Year, ACC Player of the Year, All-ACC First Team, All-ACC Defensive Team, ACC Tournament MVP, Bob Cousy Award finalist (top 5), Wooden Award finalist (top 15), Naismith Player of the Year candidate (top 30)... Scored 20+ points in eight games... Recorded 11 games with five or more assists... Tallied 11 games with three or more steals... Scored a career-high 28 points vs. North Carolina on 3/17... In the ACC tournament, where he took MVP honors, averaged 23.7 points, 5.0 rebounds, 5.0 assists and 2.3 steals while shooting .511 from the field, .450 from behind the arc and .889 from the line... **Freshman Season (2011-12):** As a freshman, averaged 7.4 points, 2.5 rebounds, 2.5 assists and 1.6 steals... Selected to the All-ACC Freshman Team... Ranked fifth in the ACC in steals (1.5)... Shot a team-high .857 from the line... In ACC play, averaged 5.3 points, 2.1 rebounds, 2.6 assists and 1.4 steals... Missed the first game of the season following his transfer from DePaul in the summer... Received an NCAA waiver a few hours prior to the game against Rutgers on 11/15 that allowed him to play immediately... Earned ACC Rookie of the Week honors on December after games vs. Purdue and UMass... Scored 13 of Miami's 15 points from the 14:27 mark to the 10:45 mark of the 2nd half at Purdue... Scored 12 consecutive points in a 1:27 span that helped Miami rally from a seven-point deficit early in the second half vs. UNCG on 1/2.

**PERSONAL:** Born DeShane Davis Larkin... Is the son of Lisa and Barry Larkin, the former Cincinnati Reds 12-time All-Star shortstop and Hall of Famer... Was nicknamed "Suga Shane" by Deion Sanders, a Reds teammate of Barry's, when he was growing up... Has two siblings: Brielle and Cymber... Shane's uncles Byron Larkin (Xavier basketball), Mike Larkin (Notre Dame Football) and Steve Larkin (Texas baseball) also were involved in sports... Averaged 18.8 points, 6.4 rebounds and 6.3 assists as a senior at Dr. Phillips High School in Orlando... Considered Allen Iverson his favorite basketball player growing up... Lists watching movies, listening to music and playing the piano as his hobbies outside of basketball... Considers getting drafted into the NBA as his greatest achievement in basketball... Ideally would like to work in basketball when he finishes his playing career – potentially as an analyst... Majored in sports administration at Miami after originally taking classes in architecture... Lists football as his favorite sport outside of basketball and roots for the Cincinnati Bengals and the Miami Hurricanes... Likes to work with kids in the community... Considers his father the most influential person in his life... Lists The Departed and Law Abiding Citizen as his favorite movies... Lists The Walking Dead as his favorite TV show... Lists arroz con pollo as his favorite food... Lists Drake and J. Cole as his favorite artists... Lists piano as his off-the-court hidden talent.

	CAREER HIGHS	2014-15 HIGHS
PTS	18 at PHX 1/17/14	16 at DET (2OT) 2/27/15
FGM	7 vs. BOS 3/27/15	7 vs. BOS 3/27/15
FGA	13 vs. BOS 3/27/15	13 vs. BOS 3/27/15
3FGM	3 at TOR 3/22/15	3 at TOR 3/22/15
3FGA	5 at TOR 3/22/15	5 at TOR 3/22/15
FTM	7 vs. PHI 4/5/15	7 vs. PHI 4/5/15
FTA	8 vs. PHI 4/5/15	8 vs. PHI 4/5/15
OREB	3 vs. LAC 1/3/14	2 (4 times)
DREB	9 vs. PHI 4/5/15	9 vs. PHI 4/5/15
TREB	11 vs. PHI 4/5/15	11 vs. PHI 4/5/15
ASTS	8 (3 times)	8 (3 times)
STLS	5 (2 times)	5 (2 times)
BLKS	2 vs. SAS (OT) 3/17/15	2 vs. SAS (OT) 3/17/15
MINs	44 (2 times)	44 (2 times)





# 2015-16 BROOKLYN NETS MEDIA GUIDE

## SHANE LARKIN

### CAREER STATISTICS - REGULAR SEASON

YEAR	TEAM	G	GS	MIN	FIELD GOALS			3 POINT FG			FREE THROWS			REBOUNDS				PF	STL	TO	BLK	PTS	AVERAGES		
					FGM	FGA	PCT	3FG	3FGA	PCT	FTM	FTA	PCT	OFF	DEF	TOT	AST						RPG	APG	PPG
13-14	DAL	48	0	489	52	137	.380	12	38	.316	16	25	.640	11	31	42	71	46	26	39	1	132	0.9	1.5	2.8
14-15	NYK	76	22	1864	187	432	.433	35	116	.302	61	78	.782	29	147	176	226	150	93	83	9	470	2.3	3.0	6.2
Totals		124	22	2353	239	569	.420	47	154	.305	77	103	.748	40	178	218	297	196	119	122	10	602	1.8	2.4	4.9

### CAREER STATISTICS - PLAYOFFS

YEAR	TEAM	G	GS	MIN	FIELD GOALS			3 POINT FG			FREE THROWS			REBOUNDS				PF	STL	TO	BLK	PTS	AVERAGES		
					FGM	FGA	PCT	3FG	3FGA	PCT	FTM	FTA	PCT	OFF	DEF	TOT	AST						RPG	APG	PPG
13-14	DAL	2	0	9	0	3	.000	0	1	.000	0	0	.000	0	1	1	2	0	0	1	0	0	0.5	1.0	0.0
Totals		2	0	9	0	3	.000	0	1	.000	0	0	.000	0	1	1	2	0	0	1	0	0	0.5	1.0	0.0

# 11 BROOK LOPEZ

CENTER

**HEIGHT:** 7-0

**WEIGHT:** 275

**DOB:** April 1, 1988

**BIRTHPLACE:** Panorama City, Calif.

**HIGH SCHOOL:** San Joaquin Memorial (Calif.)

**COLLEGE:** Stanford

**YEARS PRO:** 7

**DRAFTED:** New Jersey, First Round  
(10th overall), 2008 NBA Draft





# 2015-16 BROOKLYN NETS MEDIA GUIDE

## BROOK LOPEZ

**CAREER TRANSACTIONS:** **June 26, 2008:** Drafted by New Jersey in the first round (10th overall) of the 2008 NBA Draft... **July 11, 2012:** Re-signed a multi-year contract with the Nets... **July 9, 2015:** Re-signed a multi-year contract with the Nets.

**CONTRACT STATUS:** Signed through the 2017-18 season.

**2014-15 SEASON (Brooklyn Nets):** Appeared in 72 games, including 44 starts, averaging 17.2 points, 7.4 rebounds and 1.8 blocks in 29.1 minutes per game... Led or tied for the team lead in scoring 30 times, rebounds 26 times and blocks 48 times... Scored in double figures 61 times, including 25 games of 20+ points and seven games of 30+ points... Was named **Eastern Conference Player of the Week** for the first two times in his career (weeks of 3/23-29 and 3/30-4/5), becoming the only player in the NBA last season and the first player in franchise history to capture the award in consecutive weeks... Became the first Net to win Player of the Week multiple times in a single season since Vince Carter won it two times during the 2004-05 season... Finished 10th in the league in blocks per game (1.8)... Averaged 19.7 points on .525 shooting from the field and .817 shooting from the free throw line, 9.2 rebounds and 1.8 blocks in 32.0 minutes per game after the All-Star break... After All-Star, finished tied for fourth in the league in offensive rebounds per game (4.2) and points in the paint per game (12.3) and tied for third in second chance points per game (4.6)... Was one of three players to average 19.0+ points, 9.0+ rebounds and 1.5+ blocks per game after the All-Star break (Anthony Davis, DeMarcus Cousins)... Recorded a team-high 17 double-doubles (five in 42 games before the All-Star break, 12 in 30 games after the break)... Posted his most double-doubles in a season since registering a career-high 33 during the 2009-10 season... Scored 30+ points six times in his last 16 games after doing so just once in his first 56 games of the season... Became the first Net to post four or more games of five blocked shots in a season since Jim McIlvaine (1999-2000 season)... Averaged his most rebounds per game in a season since the 2009-10 season (career-best 8.6 rpg)... Averaged 9.1 rebounds per game in March, his best rebounding month since December 2009 (10.5 rpg)... Grabbed his most offensive rebounds in a season (214) since snaring a career-best 270 during the 2009-10 season... Recorded multiple blocks and steals in the same game six times this season, marking his most games with multiple blocks and steals since his rookie season (seven in 2008-09)... Posted more 30+ points, 10+ rebounds, 3+ blocks games (four) this season than any other Net had posted in a season since 1985-86... Was one of three players this season to post multiple 30/10/3 games (Anthony Davis with nine, DeMarcus Cousins with four)... Recorded three 30/10 games in a 10-day span (3/20-3/30), becoming just the second player this season to accomplish the feat (Russell Westbrook) and fourth Net (Bernard King, Derrick Coleman, Buck Williams)... Scored 30+ points in consecutive games (3/23 vs. BOS and 3/25 at CHA) for the first time since 4/10-4/11/11... Recorded seven straight games of 20+ points (3/20-3/31), marking the second-longest streak of 20+ point games of his career (career-best 11 straight games from 2/26-3/21/11)... Averaged 26.2 points per game on .610 shooting in an 11-game stretch (3/20-4/6), becoming the first Net since Mike Gminski (late in the 1985-86 season) to average 25+ points per game on .600 or better shooting in an 11-game stretch and the only player in the NBA last season to register such a stretch... Totaled a **season-high** 35 points, 12 rebounds, three blocks and three steals on 1/30 vs. TOR, becoming the first Net since at least 1985-86 and the first NBA player since Paul Pierce (3/26/12) to post 35+ points, 10+ boards, 3+ steals and 3+ blocks in the same game... Matched his **career-high** with 10 offensive rebounds on 4/6 vs. POR... Totaled a **career-high** four steals on 4/15 vs. ORL... Made a game-winning shot with 2.0 seconds left to give the Nets a 100-98 win over the NYK at Madison Square Garden on 4/1, marking Lopez's second-career go-ahead shot with less than three seconds remaining in a fourth quarter or OT period (also: 1/24/11 vs. CLE)... Recorded 32 points, a season-high 18 rebounds and five blocks on 3/20 vs. MIL, marking the NBA's only 30/15/5 game of the season and the only 30/15/5 game since at least 1985-86 in Nets' history... Nets were 18-7 when Lopez scored 20+ points, including 13 wins in the last 15 games he scored 20+... Became the first Net since Derrick Coleman in 1991-92 to average 17+ points, 7.0+ rebounds and 1.5 blocks per game while shooting better than .500 from the field... Moved from ninth to fourth (7,404) in Nets' NBA history in points, eighth to sixth in rebounds (3,029), ninth to fourth in field goals made (2,898) and fourth to second in blocked shots (724)... Became the third player in Nets' history to record 7,000 points and 3,000 rebounds (Jason Kidd, Buck Williams)... Missed 10 games due to injury (eight games – strained lower back, two games – right midfoot sprain).

**PRO CAREER:** In 414 career games (379 starts), holds averages of 17.9 points, 7.3 rebounds, 1.3 assists and 1.7 blocks per game with the Nets... Has shot .511 (2,898-5,669) from the field and .792 (1,607-2,028) from the line in 32.5 minutes per contest... Played in all 82 games in each of his first three NBA seasons... **2013-14 Season (Brooklyn Nets):** Appeared in and started 17 games, averaging 20.7 points, 6.0 rebounds and 1.8 blocks in 31.4 minutes per game... Led the team in scoring eight times and rebounds four times... Scored in double figures 17 times, including 11 games of 20+ points... Suffered a season-ending injury (fractured fifth metatarsal of the right foot) at PHI 12/20... When he suffered his season-ending injury, he was seventh in the NBA in Player Efficiency Rating (25.7) and eighth in field goal percentage (.563)... Underwent successful surgery to repair the fractured fifth metatarsal in his right foot on 1/4 and successful left ankle surgery that included tightening the lateral ankle ligaments and repairing a torn tendon on 3/3... Scored a **season-high** 32 points on 11-of-13 shooting (10-11 from the free throw line) at MIL on 12/1... Registered a **season-high** nine rebounds three times and posted a Nets' **season-high** eight offensive rebounds vs. NYK on 12/5... Matched a Nets' **season-high** with five blocked shots on 11/13 at SAC and 11/3 at ORL... Scored his 6,000th career point at MEM on 11/30, becoming the ninth player in Nets' NBA history to score 6,000 points... Moved past Albert King into ninth place on the Nets' all-time field goals made list (2,392)... Missed 64 games due to injury (56 games – fractured right foot, eight games – sprained left ankle)... Missed one game (DNP – coach's decision; sprained left ankle)... **2012-13 Season (Brooklyn Nets):** In 74 games (all starts), averaged a team-leading 19.4 points on .521 shooting from the field, along with 6.9 rebounds per game... Averaged a **career-best** blocks per game (2.1) and set a personal best for blocks in a season (154), which ranks seventh all-time in Nets history... Ranked seventh in blocks per game... Ranked fifth in the NBA with a 24.7 player efficiency rating... Among centers, Lopez ranked first in the NBA in scoring (19.4 points per game) and ranked 10th overall in the league in points per game... Became the 13th All-Star in Nets franchise history and was the second Nets center (Jayson Williams) to be selected... Recorded 12 double-doubles and tallied 20 or more points in 36 games including three games with 30+ points... Led the team in scoring in 32 games (four ties)... Led the team in blocks 55 times (20 ties)... Recorded 24 points with six rebounds and a game-high five blocks at IND on 4/12... Scored a game-high 29 points (13-22 FG) and grabbed 11 rebounds vs. PHI on 4/9... Recorded 19 points with four blocked shots and five rebounds vs. CHA on 4/6... Scored 28 points and made 8-10 free throws vs. CHI on 4/4... Scored a game-high 27 points with seven rebounds at UTA on 3/30... Scored a game-high 28 points on 12-of-22 shooting at POR on 3/27... Scored a game and **season-high** 38 points with 11 rebounds and two blocks at DAL on 3/20... Recorded a game-high 27 points, six rebounds and one block vs. HOU on 2/22... Recorded 23 points with eight rebounds vs. DEN on 2/13... Recorded game-highs of 30 points and three blocks and added 11 rebounds vs. LAL on 2/5... Recorded game-highs of 27 points and 13 rebounds at WAS on 1/4... Scored 25 points with five rebounds and two steals at OKC on 1/2... Scored 35 points with a team-high 11 rebounds vs. CLE on 12/29... Led the team with 27 points (11-15 from the free throw line) while grabbing five rebounds with a block 11/3 vs. TOR... Was inactive seven times (mild sprain, right foot). DNP – Coach's Decision (one game)... **2011-12 Season (New Jersey Nets):** Shot .494 (38-77 FG) from the field and .625 (20-

	CAREER HIGHS	2014-15 HIGHS
PTS	39 at DET 4/6/11	35 vs. TOR (OT) 1/30/15
FGM	17 at DAL 2/28/12	16 at CHA 3/25/15
FGA	28 (2 times)	28 vs. TOR (OT) 1/30/15
3FGM	1 at DET 1/10/15	1 at DET 1/10/15
3FGA	2 at DET 1/10/15	2 at DET 1/10/15
FTM	14 vs. OKC (3OT) 12/1/10	10 (2 times)
FTA	17 vs. OKC (3OT) 12/1/10	12 at WAS 1/16/15
OREB	10 (2 times)	10 vs. TOR 4/3/15
DREB	14 vs. SAS (OT) 12/3/14	14 vs. SAS (OT) 12/3/14
TREB	20 vs. CHA 4/13/09	18 vs. MIL (3OT) 3/20/15
ASTS	8 at NYK 3/18/09	5 at CLE 3/18/15
STLS	4 vs. ORL 4/15/15	4 vs. ORL 4/15/15
BLKS	8 vs. TOR 3/5/11	6 (2 times)
MINs	53 vs. OKC (3OT) 12/1/10	45 vs. SAS (OT) 12/3/14





# 2015-16 BROOKLYN NETS MEDIA GUIDE

## BROOK LOPEZ

32 FT) from the line... Missed a total of 60 games due to injury, broken right foot (32), sprained right ankle (10) and right foot (18)... Tallied 28 points (10-21 FG) in 35 minutes at BOS on 3/2... Recorded a **season-high** 38 points (17-28 FG) and six boards in 36 minutes at DAL on 2/28... **2010-11 Season (New Jersey Nets):** In 82 starts, shot .492 (644-1,309 FG) from the field and .787 (385-489 FT) from the line... Tallied nine double-doubles and scored 30+ points 10 times... Notched 20+ points in 45 games and reached double figure scoring a total of 75 times... Led the team in scoring in 51 games... Ranked third among NBA centers in scoring... Scored 31 points (12-23 FG) vs. CHA on 4/11... Tallied first double-double of season with 28 points and 11 boards in **career-high** 53 minutes vs. OKC on 12/1... Recorded 36 points (14-24 FG) in 38 minutes at NYK on 11/30... **2009-10 Season (New Jersey Nets):** Was the only Net to appear and start in all 82 games, becoming first center in franchise history to start in all 82 games... Shot .499 (563-1,129 FG) from the field and .817 (416-509 FT) from the line, which was ranked third among qualified centers... Was the only player in the NBA to average at least 18.5 points, 8.5 rebounds and 1.5 blocks per game while also being one of only four players to lead their team in points, rebounds and blocks... Selected to participate as a sophomore in the T-Mobile Rookie Challenge during the 2010 All-Star Weekend... Recorded 76 games scoring in double figures, 38 games scoring 20+ points, three games scoring 30+ points, 34 double figure rebounding games and 33 double-doubles... Led or tied the Nets in scoring 34 times, in rebounds 43 times, in assists six times and in blocks 47 times... Recorded 31st double-double with 37 points (14-17 FG) and 10 rebounds vs. DET on 3/26... Recorded 15th double-double (sixth consecutive) with 23 points and 10 boards in 38 minutes vs. UTA on 12/16... Recorded fourth double-double, 26 points, a **season-high** 16 rebounds and five blocks in 46 minutes vs. IND on 11/17... **2008-09 Season (New Jersey Nets):** Was the only Net to appear in all 82 games, earning 75 starts... Shot .531 (448-844 FG) from the field (first among rookies) and .793 (172-217 FT) from the line (fifth among rookies)... Selected to NBA All-Rookie First Team... Finished third in NBA Rookie of the Year voting (Derrick Rose, O.J. Mayo)... Set the Nets all-time rookie blocks record with 151... Named to the Rookie Team for the T-Mobile Rookie Challenge during the 2009 All-Star Weekend... Recorded 55 games scoring in double figures, 13 games scoring 20+ points, one game scoring 30+ points, 23 games with 10+ rebounds and a Nets rookie center record 18 double-doubles... Led the Nets in scoring nine times, in rebounds 48 times and in blocks 57 times... Tallied his 18th double-double with 18 points and a **career-high** 20 rebounds in 35 minutes vs. CHA on 4/13... Tallied 23 points and three blocks and **career-highs** of eight assists and three steals in 35 minutes at NYK on 3/18... Named Eastern Conference Rookie of the Month in consecutive months (January & February)... Tallied 22 points and 12 rebounds in 37 minutes vs. MIL on 2/3... Posted 24 points and 17 rebounds with four blocks in 38 minutes at PHI on 1/31... Recorded a **season-high** 31 points on 10-of-17 shooting and 13 rebounds vs. OKC on 1/12... Recorded 22 points (11-16 FG), 13 rebounds and a **season-high-tying** five blocks vs. MIA on 12/20, becoming first Nets' rookie since Derrick Coleman in 1991 to achieve 20+ points, 10+ rebounds and 5+ blocks in a game... Recorded his first career double-double with 15 points and 13 rebounds in 33 minutes vs. CLE on 11/18... In first career start vs. ATL on 11/14, scored 25 points, including 18 in the first half, on 11-of-17 shooting with nine rebounds and four blocks... Made his NBA debut at WAS on 10/29, tallying eight points, eight rebounds and two blocks.

**PLAYOFF CAREER:** In 13 career playoff games (13 starts), holds averages of 21.2 points, 8.2 rebounds, 1.2 assists and 2.6 blocks in 38.2 minutes per game... **2015 Playoffs (Brooklyn Nets):** Appeared in and started all six games, averaging 19.8 points, 9.0 rebounds and 2.2 blocks in 39.0 minutes per game... Shot .494 from the field and .825 from the free throw line... Posted double-doubles in Game 1 (17 points and 14 rebounds) on 4/19 at ATL and Game 3 (22 points and 13 rebounds) on 4/25 vs. ATL... Scored in double figures in all six games, including three games of 20+ points... Moved into third place in Nets' playoff history in blocked shots with 34, trailing only Aaron Williams (40) and Kenyon Martin (70)... **2014 Playoffs (Brooklyn Nets):** Did not appear in any games due to injury... **2013 Playoffs (Brooklyn Nets):** Started all seven of the Nets' postseason games, averaging a team-high 22.3 points, 7.4 rebounds and 3.0 blocks per game in 37.6 minutes... Scored 20+ points in six of the Nets' seven games, including a playoff career-high 28 points on 4/29... Registered two double-doubles (on 4/29 and 4/27)... Blocked a playoff career-high seven shots to go along with 22 points and nine rebounds on 4/25... His seven blocks were the second-most in a playoff game in Nets' history (Derrick Coleman blocked nine shots on 5/7/93 vs. CLE)... Played 51 minutes in the Nets' triple OT loss to CHI, recording 26 points, 11 rebounds and four blocks.

**COLLEGE CAREER:** Averaged 16.0 points, 7.1 rebounds and 1.91 blocks per game in 53 career games (two seasons) for Stanford... Earned Third Team All-America honors from The Associated Press and the NABC as a sophomore... Also named First Team All-Pac-10 and earned league All-Defensive Team honors... Earned Honorable Mention All-Pac-10 and All-Freshman Team honors as a freshman... Finished collegiate career as Stanford's fifth all-time leader in blocked shots with 101... Posted 11 career double-doubles, including one triple-double, which is the only triple-double in Stanford men's basketball history... As a sophomore, averaged 19.3 points (fourth in the Pac-10) and 8.2 rebounds (fifth in the Pac-10) in 27 games, including 25 starts... His 2.10 blocks per contest also ranked third in the league... Missed the first nine games of the season while establishing academic eligibility... Scored 20 or more points 13 times and topped the 30-point mark in four contests... Posted nine double-doubles... Established a career-high with 31 points and grabbed 13 rebounds at Washington on 1/31... Recorded the first triple-double in school history with 18 points, 11 rebounds and single-game record 12 blocked shots vs. USC on 1/25/07.

**PERSONAL:** Twin brother Robin plays for the New York Knicks... Older brother, Alex, played collegiately at Washington and Santa Clara... Mother, Deborah Ledford, was an Olympic swimmer who competed at Stanford... Lists Magic Johnson as his favorite basketball player growing up... Includes writing, drawing and anything creative among his hobbies... Also enjoys reading comic books, listing Batman as his favorite comic book character... Considers winning his sixth grade district championship his greatest achievement in basketball... Ideally would like to work in the creative field when he finishes his playing career... Lists volleyball as his favorite sport to play outside of basketball and soccer and baseball as his favorite sports to watch... Roots for the Detroit Tigers and Orlando City Soccer Club... Considers his mother the most influential person in his life... Is currently teaching himself French and Japanese... Lists Return of the Jedi as his favorite movie... Lists TailSpin as his favorite TV show... Lists his mom's spaghetti as his favorite food... Lists Michael Jackson as his favorite artist... Considers being a karaoke superstar his off-the-court hidden talent, performing songs such as "As Long As You Love Me" by the Backstreet Boys... Majored in creative writing at Stanford... Hosted 75 children for 'Fit Camp' at Joseph Miccio Community Center in Brooklyn featuring Boot Camp, Step Aerobics, and Capoeira as part of Brooklyn Nets Assist.



# 2015-16 BROOKLYN NETS MEDIA GUIDE

## BROOK LOPEZ

### CAREER STATISTICS - REGULAR SEASON

YEAR	TEAM	G	GS	MIN	FIELD GOALS			3 POINT FG			FREE THROWS			REBOUNDS							AVERAGES				
					FGM	FGA	PCT	3FG	3FGA	PCT	FTM	FTA	PCT	OFF	DEF	TOT	AST	PF	STL	TO	BLK	PTS	RPG	APG	PPG
08-09	NJ	82	75	2501	448	844	.531	0	2	.000	172	217	.793	225	440	665	86	257	44	147	151	1068	8.1	1.0	13.0
09-10	NJ	82	82	3027	563	1129	.499	0	2	.000	416	509	.817	270	439	709	187	251	55	204	139	1542	8.6	2.3	18.8
10-11	NJ	82	82	2889	644	1309	.492	0	1	.000	385	489	.787	197	291	488	129	240	47	176	120	1673	6.0	1.6	20.4
11-12	NJ	5	5	136	38	77	.494	0	0	.000	20	32	.625	8	10	18	6	8	1	6	4	96	3.6	1.2	19.2
12-13	BKN	74	74	2253	570	1094	.521	0	1	.000	297	392	.758	208	304	512	70	152	33	131	154	1437	6.9	0.9	19.4
13-14	BKN	17	17	533	129	229	.563	0	1	.000	94	115	.817	39	63	102	16	52	9	28	30	352	6.0	0.9	20.7
14-15	BKN	72	44	2100	506	987	.513	1	10	.100	223	274	.814	214	321	535	50	206	43	104	126	1236	7.4	0.7	17.2
Totals		414	379	13439	2898	5669	.511	1	17	.059	1607	2028	.792	1161	1868	3029	544	1166	232	796	724	7404	7.3	1.3	17.9

### CAREER STATISTICS - PLAYOFFS

				FIELD GOALS			3 POINT FG			FREE THROWS			REBOUNDS							AVERAGES						
YEAR	TEAM	G	GS	MIN	FGM	FGA	PCT	3FG	3FGA	PCT	FTM	FTA	PCT	OFF	DEF	TOT	AST	PF	STL	TO	BLK	PTS	RPG	APG	PPG	
12-13	BKN	7	7	263	58	123	.472	1	1	1.000	39	44	.886	29	23	52	10	20	6	16	21	156	7.4	1.4	22.3	
14-15	BKN	6	6	233	43	87	.519	0	0	.000	33	40	.825	20	34	54	5	18	4	6	1	119	9.0	0.8	19.8	
Totals		13	13	496	101	210	.481	1	1	1.000	72	84	.857	49	57	106	15	38	10	22	22	275	8.2	1.2	21.2	

# 1 CHRIS McCULLOUGH

FORWARD

**HEIGHT:** 6-9

**WEIGHT:** 210

**DOB:** February 5, 1995

**BIRTHPLACE:** Bronx, N.Y.

**HIGH SCHOOL:** IMG Academy (Fla.)

**COLLEGE:** Syracuse

**YEARS PRO:** Rookie

**DRAFTED:** Brooklyn, First Round  
(29th overall), 2015 NBA Draft

 @briskuno

 @briskuno







# 2015-16 BROOKLYN NETS MEDIA GUIDE

## CHRIS MCCULLOUGH

**CAREER TRANSACTIONS:** **June 25, 2015:** Selected by the Brooklyn Nets with the 29th overall pick in the 2015 NBA Draft... **July 1, 2015:** Signed a rookie scale contract with the Nets.

**CONTRACT STATUS:** Signed through the 2016-17 season (Team Options for the 2017-18 and 2018-19 seasons).

**COLLEGE CAREER:** Appeared in 16 career games for the Orange, averaging 9.3 points, 6.9 rebounds and 2.1 blocks in 28.1 minutes per game... **Freshman Season (2014-15):** Was one of 22 candidates on the 2015 Wayman Tisdale Freshman of the Year Award Watch List... Was with the first string for the season's initial 16 games... A knee injury suffered against Florida State required surgery and ended his campaign... Ranked fourth in scoring with 9.3 points per game and third in rebounding with 6.9 boards per game... In his collegiate debut, McCullough totaled 16 points and a team-best 11 rebounds against Kennesaw State... Recorded 13 points and four rebounds in the victory against Hampton... Loaded the stat sheet with 12 points, six boards and a career-high five blocks against California in the 2K Classic at Madison Square Garden... In the victory against Iowa, he led the team in both points (20) and rebounds (nine)... Was 6-7 from field-goal range totaling 17 points and 7 rebounds against Loyola... Against Holy Cross, he had 14 points and led the team in rebounds with a career-best 13... Posted a second consecutive double-double when he tallied 10 points and 12 rebounds at Michigan ... Recorded 13 points and eight rebounds, three blocks and three steals against St. John's... Accumulated eight rebounds, four blocks and two steals against Colgate.

**PERSONAL:** Born Christopher Albert McCullough... Is the son of Albert McCullough and Brenda Ryer... Majored in communications and rhetorical studies from the College of Visual and Performing Arts at Syracuse... His father, Albert McCullough, played basketball at Murray State, and two of his uncles, Jerry McCullough and Andre McCullough, both played basketball at Pitt... Considered Michael Jordan his favorite basketball player growing up... Lists fishing as one of his hobbies outside of basketball... Considers playing in the 2014 Jordan Brand Classic his greatest basketball achievement... Would like to be a broadcaster when he finishes playing basketball... Considers football his favorite sport outside of basketball and roots for the New York Jets, New York Giants and Ohio State football... Considers his grandfather the most influential person in his life... Lists Friday After Next as his favorite movie... Lists The Fresh Prince of Bel-Air as his favorite TV show... Lists pizza as his favorite food... Lists Drake, Meek Mill and Fabolous as his favorite artists... Considers playing the trumpet his off-the-court hidden talent.

## CHRIS MCCULLOUGH

### CAREER STATISTICS - COLLEGE

YEAR	TEAM	G	MIN	FIELD GOALS			3 POINT FG			FREE THROWS			REBOUNDS					AVERAGES						
				FGM	FGA	PCT	3FG	3FGA	PCT	FTM	FTA	PCT	OFF	DEF	TOT	AST	PF	STL	TO	BLK	PTS	RPG	APG	PPG
14-15	Syracuse	16	450	54	114	.474	1	1	1.000	40	71	.563	36	75	111	18	40	27	35	33	149	6.9	1.1	9.3
Totals		16	450	54	114	.474	1	1	1.000	40	71	.563	36	75	111	18	40	27	35	33	149	6.9	1.1	9.3

33

WILLIE  
REED

FORWARD/CENTER

**HEIGHT:** 6-11

**WEIGHT:** 235

**DOB:** May 16, 1990

**BIRTHPLACE:** Kansas City, Mo.

**HIGH SCHOOL:** Bishop Miege (Kan.)

**COLLEGE:** Saint Louis

**YEARS PRO:** Rookie

**DRAFTED:** Undrafted, 2011 NBA Draft



@ShowtimeReed33



@ShowtimeReed33





# 2015-16 BROOKLYN NETS MEDIA GUIDE

## WILLIE REED

**CAREER TRANSACTIONS:** **September 21, 2012:** Signed as a free agent with the Sacramento Kings... **October 26, 2012:** Waived by the Sacramento Kings... **April 17, 2013:** Signed as a free agent with the Memphis Grizzlies... **October 26, 2013:** Waived by the Memphis Grizzlies... **March 26, 2014:** Signed as a free agent with the Sacramento Kings... **June 28, 2014:** Waived by the Sacramento Kings... **September 25, 2014:** Signed as a free agent with the Brooklyn Nets... **October 23, 2014:** Waived by the Brooklyn Nets... **July 9, 2015:** Signed as a free agent with the Brooklyn Nets.

**CONTRACT STATUS:** Signed through the 2015-16 season.

**2014-15 SEASON (D-League):** Earned NBA D-League First Team, All-Defensive First Team and NBA D-League All-Star honors... Averaged 16.4 points, 12.8 rebounds and 1.8 blocks in 33.8 minutes per game through 48 games between the Grand Rapids Drive and the Iowa Energy... Led the D-League in offensive rebounds (216) and total rebounds (573)... Ranked ninth in the D-League in player efficiency rating (23.0)... Ranked fourth in the D-League in two-point field goals made (332)... Tied for fifth in the D-League in blocks (90)... Appeared in 31 games (22 starts) for the Grand Rapids Drive, averaging 14.6 points, 12.1 rebounds and 2.0 blocks in 31.4 minutes per game... Scored a career high 33 points while adding 19 rebounds against the Austin Spurs on 2/6... Tallied 24 points, 15 rebounds and four blocks against the Canton Charge on 11/22... Recorded another double-double performance with 22 points and 14 rebounds against Sioux Falls on 1/3... Appeared in 17 games (all starts) for the Iowa Energy, averaging 20.0 points, 12.0 rebounds and 1.7 blocks in 38.1 minutes per game... Scored 32 points and grabbed 17 rebounds against the Westchester Knicks on 4/1... Tallied 27 points and grabbed 20 rebounds against the Erie BayHawks on 2/28... Tallied 24 points, 15 rebounds and four blocks against the Canton Charge on 3/3... Also had a brief stint in Puerto Rico after the D-League season concluded.

**PRO CAREER:** Appeared in 136 D-League games throughout his three-year professional career, averaging 16.6 points, 9.9 rebounds and 1.6 blocks in 34.8 minutes per game... **2013-14 Season (D-League):** Earned Honorable Mention All-Development League Team honors... Ranked third in the D-League in offensive rebounds (161)... Ranked third in the D-League in blocks (85)... Ranked 10th in the D-League in field goal percentage (.558)... Appeared in 49 games between the Reno Bighorns and the Springfield Armor, averaging 14.6 points, 9.8 rebounds and 1.6 blocks in 31.1 minutes per game... Played in five games for the Reno Bighorns, averaging 13.6 points, 7.6 rebounds and 2.4 blocks in 25.0 minutes per game... Appeared in 44 games (33 starts) for the Springfield Armor, averaging 14.8 points, 10.4 rebounds and 1.6 blocks in 31.8 minutes per game... **2012-13 Season: (D-League):** Selected in the second round (30th overall) of the 2012 NBA Development League Draft by the Springfield Armor... Earned All-NBA D-League Honorable Mention recognition after averaging 14.8 points, 7.8 rebounds and 1.8 blocks in 48 games (30 starts) with Springfield... Ranked fifth in the D-League in total blocks (83), posted 12 double-doubles and registered 24 games with multiple rejections... Scored a season-high 27 points on 2/23 against the Fort Wayne Mad Ants before netting 21 points and collecting a D-League season-best 20 rebounds against Fort Wayne on 3/17... Signed with the Memphis Grizzlies at the end of the 2012-13 season but did not play in a regular season or postseason game for MEM.

**COLLEGE CAREER:** Played two seasons (2008-10) at St. Louis for the late Rick Majerus... Averaged 10.2 points, 6.3 rebounds and 1.69 blocks in 67 career games... **Sophomore Season (2009-10):** Was honorable mention Atlantic 10 All-Conference after averaging 12.4 points per game and a team-best 7.9 rebounds per game... Led the A-10 in field goal percentage and ranked fourth in the NCAA at .587... Set the single season record with 73 blocked shots... Moved into third place all time at SLU in blocked shots with 113... 278 rebounds were the most by a SLU sophomore since Cal Burnett set the record with 416 during the 1956-57 season... Tied his career high with 21 points and notched his eighth double-double of the season with 10 rebounds against Green Bay... Recorded 17 points, eight rebounds and four blocks against Indiana State... Had seven points, six rebounds and three blocked shots in the A-10 Championship against Rhode Island... **Freshman Season (2008-09):** Appeared in 32 games, averaging 7.7 points, 4.6 rebounds and 1.3 blocks per game.

**PERSONAL:** Born Willie Lamont Reed, Jr... Is the son of Willie Lamont Reed and Cortasha Adams... Is the oldest of three children, with a younger brother and a younger sister... Married his wife, Jasmine Reed, in the summer of 2015... The couple has one son, Nathaniel Reed... Considered Michael Jordan his favorite basketball player growing up but now enjoys watching film of Oscar Robertson and Hakeem Olajuwon... Lists writing poetry and playing video games as his hobbies outside of basketball... Considers breaking the single-season shot block record at St. Louis during his sophomore season (2009-10) his greatest basketball achievement... Majored in communications at St. Louis... Would like to work as a broadcaster or in player development when he finishes his playing career... Considers football his favorite sport outside of basketball... As a Kansas City native, roots for the Kansas City Chiefs and the Kansas City Royals in his spare time... Is currently learning how to golf... Likes any movies that can make him laugh... Lists The Fresh Prince of Bel-Air as his favorite TV show... Lists J. Cole as his favorite artist... Lists steak or Italian (chicken alfredo) as his favorite foods... His nickname is "Showtime"... Counts ice skating and poetry as his off-the-court hidden talents.



# 41

# THOMAS ROBINSON

FORWARD

**HEIGHT:** 6-10

**WEIGHT:** 250

**DOB:** March 17, 1991

**BIRTHPLACE:** Washington D.C.

**HIGH SCHOOL:** Brewster Academy (N.H.)

**COLLEGE:** Kansas

**YEARS PRO:** 3

**DRAFTED:** Sacramento, First Round  
(5th overall), 2012 NBA Draft



@Trobinson0



@trobinson\_foe





# 2015-16 BROOKLYN NETS MEDIA GUIDE

## THOMAS ROBINSON

**CAREER TRANSACTIONS:** **June 28, 2012:** Drafted in the first round (fifth overall) of the 2012 NBA Draft by the Sacramento Kings... **July 9, 2012:** Signed a multi-year contract with the Sacramento Kings... **February 20, 2013:** Traded by Sacramento to the Houston Rockets along with Francisco Garcia and Tyler Honeycutt in exchange for Patrick Patterson, Cole Aldrich and Toney Douglas... **July 10, 2013:** Traded by Houston to the Portland Trail Blazers in exchange for the rights to Kostas Papanikolaou and Marko Todorovic in addition to two future second round picks... **February 19, 2015:** Traded by Portland to the Denver Nuggets along with Will Barton, Victor Claver and a future first round pick (2016) in exchange for Arron Afflalo and Alonzo Gee... **February 22, 2015:** Waived by the Denver Nuggets... **February 24, 2015:** Claimed off waivers by the Philadelphia 76ers... **July 9, 2015:** Signed a multi-year contract with the Brooklyn Nets.

**CONTRACT STATUS:** Signed through the 2015-16 season (Player Option for the 2016-17 season).

**2014-15 SEASON (Portland Trail Blazers, Philadelphia 76ers):** In 54 games with four starts for Portland and Philadelphia, averaged 5.7 points and 5.6 rebounds in 14.8 minutes per game, while shooting .485 from the floor and .528 from the line... Was the only player in the league to average at least 5.0 points and 5.0 rebounds in fewer than 15.0 minutes per game and just the seventh (50+ games played) in league history... In 32 games with four starts for POR, averaged 3.6 points and 4.2 rebounds in 12.2 minutes per game while shooting .516 from the floor and .438 from the line... Claimed off waivers by PHI on 2/24, and appeared in 22 games, averaging 8.8 points, 7.7 rebounds and 1.1 assists in 18.5 minutes per game while shooting .467 from the floor and .603 from the line... Missed four games as a Sixer: one game on 3/20 with a rib contusion, one game – DNP – coach's decision – on 3/29, and two games with a left ankle sprain 4/4 and 4/5... Scored in double-figures in 10 of his final 19 games played after doing so twice his first 35 games played... Recorded four double-doubles (three as a Sixer) throughout the season and has eight for his career... Grabbed 10 or more rebounds in seven of his final 16 games played after doing so twice his first 38 games played... Four of those 10 or more rebound games came while playing fewer than 20 minutes... Shot .603 from the line as a Sixer after shooting .438 his first 32 games played with Portland... Had 24 assists in 22 games as a Sixer after having nine assists in 32 games for POR... Had 15 rebounds in 18 minutes played vs. CHI on 3/11... Dating back to 1985-86, Bison Dele (2/18/92) was the only other player with 15 or more rebounds in 18 or fewer minutes played... Had 11 points and 12 rebounds in 15 minutes played vs. UTA on 3/6... Became the third player with 11+ points and 12+ boards in 15 or fewer minutes played dating back to 1985-86 (Moses Malone and Will Perdue).

	CAREER HIGHS	2014-15 HIGHS
PTS	16 at SAC 3/24/15	16 at SAC 3/24/15
FGM	7 (2 times)	7 (2 times)
FGA	13 vs. MIN 2/23/14	12 (2 times)
3FGM	–	–
3FGA	1 (4 times)	1 (2 times)
FTM	5 (4 times)	5 (3 times)
FTA	15 vs. MIL 12/17/14	15 vs. MIL 12/17/14
OREB	8 vs. WAS 4/8/15	8 vs. WAS 4/8/15
DREB	12 vs. MIL 12/17/14	12 vs. MIL 12/17/14
TREB	18 vs. MIN 2/23/14	16 vs. MIL 12/17/14
ASTS	4 vs. MIA 4/15/15	4 vs. MIA 4/15/15
STLS	3 (5 times)	3 (2 times)
BLKS	3 (2 times)	3 vs. DET 3/18/15
MINs	33 vs. MIN 2/23/14	29 vs. MIL 12/17/14

**PRO CAREER:** In 194 games (four starts), holds averages of 5.1 points and 4.8 rebounds in 14.1 minutes per game while shooting .463 from the floor and .538 from the line... **2013-14 Season (Portland Trail Blazers):** Played in 70 games, posting averages of 4.8 points, 4.4 rebounds, 0.5 assists in 12.5 minutes per game while shooting .481 from the field... Tied a then-career-high with 15 points along with eight rebounds vs. PHX on 11/13... Recorded his first double-double of the season on 2/23 vs. MIN, tallying 14 points and grabbing a career-best 18 rebounds... Notched 13 points, six rebounds and two steals against UTA on 12/6... Finished with back-to-back games of double-digit scoring on 3/27 and 28... Recorded 10 points against Atlanta on 3/27, then tallied 10 points and four rebounds at CHI on 3/28... Grabbed double-digit rebounds in three games, also leading the team in that department twice during the season... **2012-13 Season (Sacramento Kings, Houston Rockets):** In 70 games during his rookie NBA season, averaged 4.8 points and 4.5 rebounds in 15.1 minutes per game while shooting .430 from the floor and .523 from the line... In 51 games for the Kings, averaged 4.8 points and 4.7 rebounds in 15.9 minutes per game while shooting .424 from the floor and .577 from the line... In 19 games for HOU, averaged 4.5 points and 4.1 rebounds in 13.0 minutes per game while shooting .449 from the floor and .421 from the line... Scored in double-digits 11 times and totaled 10 or more rebounds five times while recording three double-doubles.

**PLAYOFF CAREER: 2014 Playoffs (Portland Trail Blazers):** Appeared in 11 games during the Blazers' run to the Western Conference Semifinals, averaging 2.9 points and 2.5 rebounds in 11.1 minutes per game while shooting .419 from the floor and .857 from the line.

**COLLEGE CAREER:** Played three seasons at Kansas, where he averaged 9.8 points, 7.3 rebounds, 1.0 assist and 18.7 minutes per game while shooting .525 from the field through 105 games... His three-year overall record at Kansas was 100-13, which equals the most wins in a three-year period in Kansas basketball history... Earned the Big 12 Conference Player of the Year Award as a junior and was named to the All-Big 12 First Team... Named the ESPN.com National Player of the Year, Naismith Men's College Player of the Year Finalist and was a First Team All-American on the John R. Wooden, The Sporting News and CBSSports.com's teams... **Junior Season (2011-12):** Started all 39 games as a junior, averaging 17.7 points (.505 field goal percentage), 11.9 rebounds, 1.8 assists, 1.08 steals and 31.8 minutes... A consensus First Team All-American... Ranked ninth with 27 double-doubles and ranked second in the country in rebounding (11.9 rebounds per game)... His 27 double-doubles surpassed Drew Gooden's Kansas single-season record of 25 set in 2002... His 463 rebounds ranked second all-time in Kansas single-season history behind Wilt Chamberlain (510, 1956-57)... Became the first unanimous Associated Press All-American since Blake Griffin in 2009... Helped lead the Jayhawks to the Championship Game of the 2012 NCAA Tournament... Recorded four double-doubles in six NCAA Tournament games, including an 18-point, 17-rebound performance against Kentucky in the Championship Game... Named to the Final Four All-Tournament Team after averaging 16.7 points and 12.5 rebounds during the tournament... Recorded 30 points (10-14 FG) and 21 rebounds vs. North Dakota on 12/31, becoming the first Jayhawk to post a 30-point, 20-rebound game since Wayne Hightower in 1961 and the sixth player in Big 12 history to record a 30-20 game... **Sophomore Season (2010-11):** Averaged 7.6 points (.601 field goal percentage), 6.4 rebounds and 14.6 minutes in 33 games (two starts) as a sophomore... Led the squad among players who played at least 10.0 minutes per game in field goal percentage (.601)... Posted four double-doubles his sophomore season, including finishing with 12 points (5-9 FG) and 14 rebounds in Kansas' NCAA Tournament Sweet Sixteen victory over Richmond... **Freshman Season (2009-10):** Played in 33 games (one start) his freshman season, averaging 2.5 points, 2.7 rebounds and 7.2 minutes.

**PERSONAL:** Born Thomas Earl Robinson... Son of the late Lisa Robinson... Considers his mother the most influential person in his life... Nickname is "T-Rob"... During the holidays while playing with the Trail Blazers, visited Portland's Doug Center to speak with families who recently experienced loss, sharing his personal story as well as handing out gifts and autographs... Considered Kobe Bryant his favorite basketball player growing up... Is interested in fashion and would like to pursue business or fashion when he finishes his playing career... Considers getting drafted into the NBA his greatest basketball achievement... Majored in Communications at Kansas plans to graduate in the summer of 2016... Lists football as his favorite sport and roots for the Washington Redskins... Watches a lot of movies and TV shows in his spare time... Lists corn as his favorite food... Lists Lauryn Hill and Future as his favorite artists... Considers his style and being good with fashion his off-the-court hidden talent... Also considers himself a good cook, listing crab cakes as his best dish.



# 2015-16 BROOKLYN NETS MEDIA GUIDE

## THOMAS ROBINSON

### CAREER STATISTICS - REGULAR SEASON

YEAR	TEAM	G	GS	MIN	FIELD GOALS			3 POINT FG			FREE THROWS			REBOUNDS				PF	STL	TO	BLK	PTS	AVERAGES		
					FGM	FGA	PCT	3FG	3FGA	PCT	FTM	FTA	PCT	OFF	DEF	TOT	AST						RPG	APG	PPG
12-13	SAC/HOU	70	0	1055	138	321	.430	0	1	.000	57	109	.523	122	193	315	46	124	41	90	26	333	4.5	0.6	4.7
13-14	POR	70	0	873	141	293	.481	0	1	.000	57	101	.564	105	202	307	34	57	23	57	20	339	4.4	0.5	4.8
14-15	POR/PHL	54	4	797	126	260	.485	0	2	.000	56	106	.528	95	208	303	33	104	32	59	20	308	5.6	0.6	5.7
Totals		4		2725	405	874	.465	0	4	.000	170	316	.540	322	603	925	113	285	96	206	66	980	4.8	0.6	5.1

### CAREER STATISTICS - PLAYOFFS

		FIELD GOALS						3 POINT FG			FREE THROWS			REBOUNDS				AVERAGES							
Year	Team	G	GS	MIN	FGM	FGA	PCT	3FG	3FGA	PCT	FTM	FTA	PCT	OFF	DEF	TOT	AST	PF	STL	TO	BLK	PTS	RPG	APG	PPG
13-14	POR	11	0	121	13	31	.419	0	0	.000	6	7	.857	10	19	29	6	23	5	5	5	32	2.6	0.5	2.9
Totals		11	0	121	13	31	.419	0	0	.000	6	7	.857	10	19	29	6	23	5	5	5	32	2.6	0.5	2.9



15

GUARD

DONALD  
SLOAN

**HEIGHT:** 6-3

**WEIGHT:** 210

**DOB:** January 15, 1988

**BIRTHPLACE:** Shreveport, La.

**HIGH SCHOOL:** Seagoville (Texas)


**COLLEGE:** Texas A&M

**YEARS PRO:** 4

**DRAFTED:** Undrafted, 2010 NBA Draft



@dsloan15





# 2015-16 BROOKLYN NETS MEDIA GUIDE

## DONALD SLOAN

**CAREER TRANSACTIONS:** **July 6, 2010:** Signed as a free agent with the Sacramento Kings... **October 4, 2010:** Waived by the Sacramento Kings... **December 9, 2011:** Signed as a free agent with the Atlanta Hawks... **January 26, 2012:** Waived by the Atlanta Hawks... **February 8, 2012:** Signed a 10-day contract with the New Orleans Hornets... **February 20, 2012:** Signed a second 10-day contract with the New Orleans Pelicans... **March 16, 2012:** Signed as a free agent with the Cleveland Cavaliers... **December 25, 2012:** Waived by the Cleveland Cavaliers... **January 7, 2013:** Signed a 10-day contract with New Orleans Hornets... **July 3, 2013:** Signed as a free agent with the Indiana Pacers... **August 10, 2015:** Signed as a free agent with the Brooklyn Nets.

**CONTRACT STATUS:** Signed through the 2015-16 season.

**2014-15 SEASON (Indiana Pacers):** Averaged 7.4 points, 3.5 assists and 2.4 rebounds in 20.9 minutes per game through 53 games (21 starts)... Totaled single season career highs in points (391), assists (190), rebounds (143) and steals (23)... Ranked fifth on the team in assists with 3.5 assists per game.

**PRO CAREER:** In 157 career games (37 starts), holds averages of 4.9 points, 1.8 rebounds and 2.4 assists in 15.5 minutes per game... **2013-14 Season (Indiana Pacers):** Appeared in 48 games (one start), averaging 2.2 points, 1.0 assists and 0.9 rebounds in 8.2 minutes per game... **2012-13 Season (Cleveland Cavaliers, New Orleans Hornets, D-League):** Averaged 3.5 points, 1.2 rebounds and 1.7 assists in 11.4 minutes per game in 23 appearances between the Cleveland Cavaliers and the New Orleans Hornets... Appeared in 20 games for CLE, averaging 4.0 points, 1.8 assists and 1.4 rebounds in 12.8 minutes per game... Made three appearances for NOP, averaging 0.0 points, 0.3 assists and 0.0 rebounds in 2.1 minutes per game... Also appeared in 10 games (10 starts) for the D-League's Sioux Falls Skyforce, averaging 22.3 points, 7.4 assists and 6.5 rebounds in 36.2 minutes per game... Received D-League Performer of the Week honors on 2/4... **2011-12 Season (Atlanta Hawks, New Orleans Hornets, Cleveland Cavaliers, D-League):** Averaged 5.5 points, 2.0 rebounds and 3.2 assists in 20.3 minutes per game in 11 NBA contests between the Atlanta Hawks, New Orleans Hornets and Cleveland Cavaliers... Appeared in five games for ATL, averaging 1.2 points, 1.0 assists and 1.0 rebounds in 4.0 minutes per game... Played in three games for NOP, averaging 4.0 points, 2.6 assists and 1.0 rebounds in 13.7 minutes per game... Appeared in 25 games (11 starts) for CLE, averaging 6.6 points, 3.6 assists and 2.3 rebounds in 24.3 minutes per game... Also appeared in nine games (nine starts) for the D-League's Erie BayHawks, averaging 20.5 points, 6.6 assists and 4.6 rebounds in 35.2 minutes per game... Received D-League Performer of the Week honors on 3/12... **2010-11 Season (D-League):** Appeared in 49 games (33 starts) for the Reno Bighorns, averaging 10.3 points, 4.3 assists and 3.3 rebounds in 27.7 minutes per game.

**PLAYOFF CAREER: 2014 Playoffs (Indiana Pacers):** Averaged 1.7 points, 0.2 rebounds and 0.7 assists in 3.9 minutes per game in four games.

**PERSONAL:** Born Donald Wayne Sloan... Has one older brother, Cortrell Cathcart... Majored in Communications at Texas A&M... Is currently taking classes online to continue his degree, aiming to graduate next August... Was a part of Texas A&M's senior class that won 100 career games at the conclusion of the 2009-10 season, setting the school record for wins by a single class... Played for the Guadalajara National Team in the 2011 Pan American Games, receiving a bronze medal... Considered Allen Iverson and Dwyane Wade his favorite basketball players growing up... Lists shooting pool, bowling and watching Netflix as his hobbies outside of basketball... Considers the first game he donned an NBA jersey (for the Atlanta Hawks in 2012) his most memorable achievement in basketball... Ideally would like to work in coaching or skills development in college basketball when he finishes his playing career... Considers boxing his favorite sport outside basketball, particularly heavyweight fights... Is a New England Patriots fan... Is an advocate for Boys & Girls Clubs of America and the ASPCA... Has a bull terrier named Chico... Considers his high school basketball coaches, Wendell Thornton and Robert Allen, the most influential people in his life... Lists Juice as his favorite movie... Lists Breaking Bad as his favorite TV show... Lists soul food as his favorite food... Lists Kanye West as his favorite artist... Considers shooting pool his off-the-court hidden talent.

## DONALD SLOAN

### CAREER STATISTICS - REGULAR SEASON

				FIELD GOALS			3 POINT FG			FREE THROWS			REBOUNDS				AVERAGES									
YEAR	TEAM	G	GS	MIN	FGM	FGA	PCT	3FG	3FGA	PCT	FTM	FTA	PCT	OFF	DEF	TOT	AST	PF	STL	TO	BLK	PTS	RPG	APG	PPG	
11-12	ATL/NOH/CLE	33	11	669	79	198	.399	2	25	.080	23	30	.767	18	49	67	105	37	13	49	3	183	2.0	3.2	5.5	
12-13	CLE/NOH	23	0	263	27	78	.346	7	19	.368	20	25	.800	3	25	28	38	17	5	14	0	81	1.2	1.7	3.5	
13-14	IND	48	1	392	44	117	.376	10	42	.238	12	20	.600	4	40	44	50	19	10	22	1	110	0.9	1.0	2.3	
14-15	IND	53	21	1107	145	355	.408	41	131	.313	60	77	.779	12	131	143	190	47	23	65	0	391	2.7	3.6	7.4	
Totals		157	33	2431	295	748	.394	60	217	.276	115	152	.757	37	245	282	383	120	51	150	4	765	1.8	2.4	4.9	

### CAREER STATISTICS - PLAYOFFS

		FIELD GOALS					3 POINT FG			FREE THROWS			REBOUNDS					AVERAGES									
YEAR	TEAM	G	GS	MIN	FGM	FGA	PCT	3FG	3FGA	PCT	FTM	FTA	PCT	OFF	DEF	TOT	AST	PF	STL	TO	BLK	PTS	RPG	APG	PPG		
13-14	IND	4	0	15	2	7	.286	1	4	.250	2	4	.500	0	1	1	3	0	1	2	0	7	0.3	0.8	1.8		
Totals		4	0	15	2	7	.286	1	4	.250	2	4	.500	0	1	1	3	0	1	2	0	7	0.3	0.8	1.8		

	CAREER HIGHS	2014-15 HIGHS
PTS	31 at WAS (OT) 11/5/14	31 at WAS (OT) 11/5/14
FGM	10 (2 times)	10 (2 times)
FGA	21 at WAS 11/5/14	21 at WAS (OT) 11/5/14
3FGM	4 at WAS (OT) 11/5/14	4 at WAS (OT) 11/5/14
3FGA	10 at WAS (OT) 11/5/14	10 at WAS (OT) 11/5/14
FTM	7 at WAS (OT) 11/5/14	7 at WAS (OT) 11/5/14
FTA	10 at WAS (OT) 11/5/14	10 at WAS (OT) 11/5/14
OREB	2 (6 times)	2 (2 times)
DREB	9 vs. CHA 11/19/14	9 vs. CHA 11/19/14
TREB	10 vs. PHI 10/29/14	10 vs. PHI 10/29/14
ASTS	14 at NJN (OT) 4/8/12	9 at LAL 1/4/15
STLS	2 (3 times)	1 (23 times)
BLKS	2 vs. DET 3/28/12	--
MINs	45 at NJN (OT) 4/8/12	43 at WAS (OT) 11/5/14



30

THADDEUS  
YOUNG

FORWARD

**HEIGHT:** 6-8

**WEIGHT:** 220

**DOB:** June 21, 1988

**BIRTHPLACE:** New Orleans, La.

**HIGH SCHOOL:** Mitchell (Tenn.)


**COLLEGE:** Georgia Tech

**YEARS PRO:** 8

**DRAFTED:** Philadelphia, First Round  
(12th overall), 2007 NBA Draft



@yungsmoove21







# 2015-16 BROOKLYN NETS MEDIA GUIDE

## THADDEUS YOUNG

**CAREER TRANSACTIONS:** **June 28, 2007:** Drafted in the first round (12th overall pick) of the 2007 NBA Draft by the Philadelphia 76ers... **August 23, 2014:** Traded to the Minnesota Timberwolves from the Philadelphia 76ers, along with Andrewiggins and Anthony Bennett from the Cleveland Cavaliers, in exchange for Kevin Love, Alexey Shved and Luc Richard Mbah a Moute... **February 19, 2015:** Acquired from the Minnesota Timberwolves by the Brooklyn Nets in exchange for Kevin Garnett... **July 9, 2015:** Re-signed a multi-year contract with the Nets.

**CONTRACT STATUS:** Signed through the 2017-18 season (Player Option for the 2018-19 season).

**2014-15 SEASON (Minnesota Timberwolves, Brooklyn Nets):** Appeared in 76 games (48 games, all starts, with Minnesota and 28 games, 20 starts, with Brooklyn), averaging 14.1 points, 5.4 rebounds and 1.6 steals in 32.0 minutes per game... Averaged 13.8 points, 5.9 rebounds and 1.4 steals in 29.6 minutes per game with the Nets... Led or tied for the Nets' lead in scoring two times, rebounds seven times, steals 12 times and minutes played four times... Finished 11th in the league in steals per turnover (124:117, 1.06:1)... Made his Nets' debut on 2/20 at LAL, scoring eight points in 12 minutes... Made his first start as a Net on 3/8 vs. UTA, totaling 19 points and a Nets' season-high-tying four steals in 33 minutes... Posted his first double-double as a Net (and third of the season) with 15 points and 11 rebounds vs. ATL on 4/8... Scored in double figures 20 times with the Nets, including four games of 20+ points... Scored 24 points in a career-high 53 minutes on 3/20 vs. MIL (triple OT)... Scored a Nets' career-high and season-high-tying 29 points (12-15 FG) on 4/3 vs. TOR... The 29 points were the most points Young ever scored in a game shooting .800 or better from the field... Made at least one 3-pointer in a career-best 11 straight games from 2/23 - 3/14... After shooting just 19-65 (.292) from 3-point range with Minnesota, Young shot 19-50 (.380) with the Nets... Shot .330 from 3-point range with the Wolves and Nets, his highest single season mark since the 2009-10 season (career-best .348 with PHI)... After joining the Nets, Young finished second on the team in points per game and rebounds per game and first in steals per game... Finished 17th in the league in steals per game (1.6)... Was acquired from Minnesota by Nets' GM Billy King, who also selected Young in the 2007 NBA Draft when King was the president and GM of the Sixers... Missed two games due to injury (left knee strain).

	CAREER HIGHS	2014-15 HIGHS
PTS	32 at TOR 3/7/10	29 (2 times)
FGM	14 (4 times)	12 (2 times)
FGA	31 vs. IND 3/14/14	21 at DEN 12/26/14
3FGM	5 at ATL 3/31/14	3 vs. MIL (3OT) 3/20/15
3FGA	9 vs. NYK 3/21/14	5 (2 times)
FTM	11 vs. MIN 3/25/09	6 (4 times)
FTA	14 vs. MIN 3/25/09	12 (2 times)
OREB	8 (3 times)	6 at ATL 4/4/15
DREB	11 (2 times)	9 at PHI 3/14/15
TREB	16 vs. GSW 3/2/13	12 at BKN 11/5/14
ASTS	10 vs. IND 3/14/14	7 at ATL 1/25/15
STLS	8 vs. OKC 1/25/14	5 (2 times)
BLKS	4 (5 times)	2 (4 times)
MINs	53 vs. MIL (3OT) 3/20/15	53 vs. MIL (3OT) 3/20/15

**PRO CAREER:** In 592 career games (362 starts) with Brooklyn, Minnesota and Philadelphia, has averaged 13.8 points, 5.5 rebounds, 1.5 assists and 1.4 steals in 30.3 minutes per game... **2013-14 Season (Philadelphia 76ers):** In 79 games (78 starts), averaged career-high 17.9 points, 6.0 rebounds, and career-highs of 2.3 assists and 2.11 steals in 34.4 minutes per game while shooting .454 from the field, .308 from 3-point range and .712 from the line... Became the first player to average at least 17.0 points, 6.0 rebounds and 2.00 steals in a season since Caron Butler in 2007-08... Ranked third in the NBA in steals (2.11 spg) and 11th in steal-to-turnover ratio (1.01)... Had 11 double-doubles, including the first point-assist double-double of his career 3/14 vs. IND... Had five or more assists in six of the final 27 games after doing so five times the first 489 games of his career... Scored 20+ points 29 times, including 30+ points four times... Had 30+ points twice his first six seasons combined... Scored 30+ points in consecutive games 12/21 at MIL and 12/28 at PHX, becoming first Sixer to accomplish that feat since Allen Iverson (4 games from 11/24-12/2/06)... Hit a career-high 90 3-pointers... Hit three or more treys in four straight games from 3/15-21... **2012-13 Season (Philadelphia 76ers):** In 76 games (all starts), averaged 14.8 points, a career-high 7.5 rebounds, 1.6 assists and 1.75 steals in 34.6 minutes per game while shooting .531 from the floor... Had 21 double-doubles... Scored in double-figures in 25 consecutive games from 11/20-1/5... Scored 20+ points 12 times and recorded 20+ points and 14+ rebounds in the same game four times... Had more steals (133) than turnovers (90) and ranked fifth in steal-to-turnover ratio (1.48)... Ranked 10th in the NBA in steals (1.75 spg) and 16th in field goal percentage (.531)... **2011-12 Season (Philadelphia 76ers):** In 63 games (one start), averaged 12.8 points, 5.2 rebounds, 1.2 assists and 1.02 steals in 27.9 minutes per game while shooting .507 from the floor, 1-4 from 3-point range and .771 from the line... Ranked 16th in the NBA in field goal percentage... Scored 20+ points seven times and recorded one double-double... Led all NBA reserves in offensive rebounds... Had 64 steals with 55 turnovers and would have ranked eighth in the NBA in steal-to-turnover ratio (1.16) had he qualified... **2010-11 Season (Philadelphia 76ers):** Played all 82 games (one start), averaging 12.7 points, 5.3 rebounds, 1.0 assists and 1.10 steals in 26.0 minutes per game while shooting .541 from the floor, .273 from 3-point range and .707 from the line... Scored 20+ points 15 times (Sixers' 12-3 mark)... Ranked ninth in the NBA in field goal percentage... Recorded two double-doubles (vs. CLE on 12/7/10, vs. WAS on 2/23/11)... Had the highest point/rebound/assist total of any reserve and the second-most offensive rebounds... Ranked tied for 16th in the NBA in steals per turnover (0.91)... Finished third in voting for the Kia Sixth Man of the Year Award... **2009-10 Season (Philadelphia 76ers):** In 67 games (45 starts), averaged 13.8 points, 5.2 rebounds, 1.4 assists and 1.21 steals in 32.0 minutes per game while shooting .470 from the floor, .348 from 3-point range and .691 from the line... Missed the final 15 games of the season with a right thumb fracture after playing in each of the first 67 games... Had six double-doubles... Scored 20+ points 14 times, including a career-high 32 points on 3/7 at TOR... **2008-09 Season (Philadelphia 76ers):** In 75 games (71 starts), averaged 15.3 points, 5.0 rebounds, 1.1 assists and 1.33 steals in 34.4 minutes per game while shooting .495 from the floor and .735 from the line... Scored 20+ points in seven straight games from March 18-29... Over his final 19 games played, averaged 20.3 points on .543 shooting... Selected to the 2009 T-Mobile Rookie Challenge and Youth Jam during All-Star Weekend... **2007-08 Season (Philadelphia 76ers):** In 74 games (22 starts), averaged 8.2 points, 4.2 rebounds and 0.99 steals in 21.0 minutes per game... Shot .539 from the floor, .316 from 3-point range and .738 from the line... As a starter, averaged 10.6 points and 5.0 rebounds in 29.2 minutes per game... Named to the NBA T-Mobile All-Rookie Second Team... Ranked second among rookie qualifiers in steals... Had the highest field goal percentage of any rookie qualifier and would have ranked tied for 10th in the NBA in field goal percentage if he qualified... Was the second youngest player in the league to Seattle's Kevin Durant.

**PLAYOFF CAREER:** In 36 games (18 starts), holds averages of 9.8 points, 5.4 rebounds, 1.3 assists and 0.80 steals in 27.3 minutes per game while shooting .439 from the floor and .680 from the free throw line... **2015 Playoffs (Brooklyn Nets):** Appeared in and started all six Nets' playoff games, averaging 10.5 points, 7.2 rebounds and 2.7 assists in 31.7 minutes per game... The rebounds and assists were career-bests for Young in a single postseason (five total trips)... Posted two double-doubles, including an 18-point, playoff-career-high-tying 11-rebound performance on 4/25 vs. ATL (Game 3)... Dished out a playoff career-high six assists on 4/22 at ATL (Game 2)... **2012 Playoffs (Philadelphia 76ers):** Appeared in all 13 games of Philadelphia's run to the Eastern Conference Semifinals, averaging 7.7 points, 5.2 rebounds and 1.2 assists in 21.3 minutes per game while shooting .429 from the floor and .710 from the line... **2011 Playoffs (Philadelphia 76ers):** Appeared in all five games of Philadelphia's First Round series vs. MIA, averaging 11.4 points and 5.8 rebounds in 25.4 minutes per game while shooting .417 from the floor, 0-1 from 3-point range and .583 from the line... Had 20 points and 11 rebounds, including eight offensive, in Game 1... **2009 Playoffs (Philadelphia 76ers):** Started all six games for the Sixers in their First Round series vs. DET... Averaged 12.0 points, 4.5 rebounds, 1.3 assists and 1.00 steals in 38.2 minutes per game... Scored 20 points in Game 2 at ORL... **2008 Playoffs (Philadelphia**



# 2015-16 BROOKLYN NETS MEDIA GUIDE

## THADDEUS YOUNG

**76ers):** Started all six games for the Sixers in their First Round series vs. DET... Averaged 10.2 points, 4.5 rebounds and 1.17 steals in 26.7 minutes per game, while shooting .480 from the floor and .857 from the line... Had 15 points and 9 rebounds in Game 4.

**COLLEGE CAREER:** Started all 31 games for Georgia Tech his freshman season, scoring a team-high tying 14.4 points per game while adding averages of 4.9 rebounds, 2.0 assists and 1.29 steals in 29.6 minutes per game... Shot .478 from the floor, .419 from 3-point range and .743 from the line... Knocked down 39 3-pointers, including four games with three or more 3FGM... Recorded four point-rebound double-doubles... Scored 20+ points six times, including a career-high 30 in a double-overtime game vs. Wake Forest in the First Round of the ACC Tournament.

**PERSONAL:** Born Thaddeus Charles Young... Son of the late Lula Hall and Felton Young... His father played basketball at Jacksonville University from 1976-78 and was drafted by the NBA's Buffalo Braves... His father is also who inspired him to begin playing basketball... Is married to Shekinah Young... The couple has two sons, Thaddeus Jr. and Taylor... Lists SportsCenter, Martin and The Fresh Prince of Bel-Air as his favorite TV shows... Lists action and karate movies as his favorites... Attended Mitchell High School in Memphis and was a McDonald's All-America selection... Was a three-time All-State selection... As a senior, averaged 26.9 points, 13.8 rebounds, 4.1 assists, 4.3 steals and 3.6 blocks while leading Mitchell High School to the Class AA State Championship Game... Was a member of the National Honors Society in high school.

## THADDEUS YOUNG

### CAREER STATISTICS - REGULAR SEASON

YEAR	TEAM	G	GS	MIN	FIELD GOALS			3 POINT FG			FREE THROWS			REBOUNDS					AVERAGES						
					FGM	FGA	PCT	3FG	3FGA	PCT	FTM	FTA	PCT	OFF	DEF	TOT	AST	PF	STL	TO	BLK	PTS	RPG	APG	PPG
07-08	PHI	74	22	1554	264	490	.539	6	19	.316	76	103	.738	120	192	312	58	126	73	64	8	610	4.2	0.8	8.2
08-09	PHI	75	71	2580	475	960	.495	56	164	.341	139	189	.735	139	238	377	86	165	100	118	23	1145	5.0	1.1	15.3
09-10	PHI	67	45	2145	382	813	.470	48	138	.348	114	165	.691	130	220	350	97	133	81	126	15	926	5.2	1.4	13.8
10-11	PHI	82	1	2135	458	847	.541	6	22	.273	123	174	.707	153	281	434	82	170	90	99	26	1045	5.3	1.0	12.7
11-12	PHI	63	1	1755	348	687	.507	1	4	.250	111	144	.771	137	188	325	74	127	64	55	41	808	5.2	1.2	12.8
12-13	PHI	76	76	2629	509	958	.531	1	8	.125	108	188	.574	182	389	571	125	191	133	90	55	1127	7.5	1.6	14.8
13-14	PHI	79	78	2718	582	1283	.454	90	292	.308	163	229	.712	166	310	476	182	213	167	165	36	1417	6.0	2.3	17.9
14-15	MIN/BKN	76	68	2433	451	968	.466	38	115	.330	131	200	.655	127	284	411	173	171	124	117	25	1071	5.4	2.3	14.1
Totals		592	362	17949	3469	7006	.495	246	762	.323	965	1392	.693	1154	2102	3256	877	1296	832	834	229	8149	5.5	1.5	13.8
Tot-BKN		28	20	829	162	327	.495	19	50	.380	43	71	.606	52	114	166	38	56	38	42	8	386	5.9	1.4	13.8

### CAREER STATISTICS - PLAYOFFS

YEAR	TEAM	G	GS	MIN	FIELD GOALS			3 POINT FG			FREE THROWS			REBOUNDS					AVERAGES						
					FGM	FGA	PCT	3FG	3FGA	PCT	FTM	FTA	PCT	OFF	DEF	TOT	AST	PF	STL	TO	BLK	PTS	RPG	APG	PPG
07-08	PHI	6	6	160	24	50	.480	1	5	.200	12	14	.857	15	12	27	4	7	7	4	0	61	4.5	0.7	10.2
08-09	PHI	6	6	229	31	70	.443	5	12	.417	5	6	.833	9	18	27	8	17	6	8	1	72	4.5	1.3	12.0
10-11	PHI	5	0	127	25	60	.417	0	1	.000	7	12	.583	17	12	29	4	13	4	7	1	57	5.8	0.8	11.4
11-12	PHI	13	0	277	39	91	.429	0	0	.000	22	31	.710	25	43	68	15	25	7	15	7	100	5.2	1.2	7.7
14-15	BKN	6	6	190	29	66	.439	0	4	.000	5	12	.417	17	26	43	16	5	1	15	14	63	4.3	2.6	10.5
Totals		36	18	983	148	337	.442	6	22	.123	51	75	.680	83	111	194	47	67	25	49	23	353	4.8	1.3	10.4

[BACK TO THE TOP](#)

# 2014-15 STATISTICS

2014-15 FINAL STATISTICS

2014-15 GAME-BY-GAME RESULTS & LEADERS

2014-15 RECORD BREAKDOWN

2014-15 HIGH GAMES

2014-15 GAMES LOST DUE TO INJURY/ILLNESS

2014-15 SEASON TRANSACTIONS

2014-15 TEAM HIGHS & LOWS

2014-15 OPPONENT TEAM HIGHS & LOWS

2014-15 NETS INDIVIDUAL GAME HIGHS

2014-15 OPPONENT INDIVIDUAL GAME HIGHS





# 2015-16 BROOKLYN NETS MEDIA GUIDE

## 2014-15 Final Statistics

PLAYER	G			-FIELD GOALS-			-3-POINT FG--			-FREE THROWS-			--REBOUNDS--			AST	PF	DQ	STL	TO	BLK	PTS	AVG
	G	GS	MIN	FG	FGA	PCT	FG	FGA	PCT	FT	FTA	PCT	OFF	DEF	TOT								
Lopez	72	44	2100	506	987	.513	1	10	.100	223	274	.814	214	321	535	50	206	0	43	104	126	1236	17.2
Johnson	80	80	2791	446	1025	.435	121	337	.359	141	176	.801	53	331	384	292	120	0	59	137	14	1154	14.4
Young (TOT)	76	68	2434	451	968	.466	38	115	.330	131	200	.655	127	284	411	173	171	1	124	117	25	1071	14.1
Young (BRK)	28	20	829	162	327	.495	19	50	.380	43	71	.606	52	114	166	38	56	1	38	42	8	386	13.8
Williams	68	55	2114	298	771	.387	87	237	.367	201	241	.834	29	208	237	448	157	0	64	154	17	884	13.0
Jack	80	27	2241	359	817	.439	39	146	.267	200	227	.881	19	226	245	373	143	1	75	191	13	957	12.0
Bogdanovic	78	28	1854	261	576	.453	91	256	.355	87	106	.821	50	163	213	68	104	0	34	78	9	700	9.0
Plumlee	82	45	1743	280	489	.573	0	3	.000	157	317	.495	175	337	512	74	207	0	65	106	63	717	8.7
Teletovic	40	4	892	122	319	.382	62	193	.321	33	46	.717	27	167	194	46	74	0	14	53	16	339	8.5
Anderson	74	19	1744	195	440	.443	73	210	.348	82	101	.812	31	173	204	83	148	0	56	60	5	545	7.4
Garnett	42	42	854	125	275	.455	1	6	.167	34	41	.829	46	239	285	69	96	0	41	45	13	285	6.8
Davies (TOT)	27	6	423	55	137	.401	8	34	.235	24	37	.649	38	45	83	30	59	1	18	29	7	142	5.3
Davies (BRK)	7	0	44	6	18	.333	1	4	.250	3	4	.750	3	7	10	2	5	0	1	4	3	16	2.3
Karasev	33	16	555	54	134	.403	16	54	.296	29	38	.763	22	44	66	46	45	0	23	24	1	153	4.6
Brown	47	29	781	76	210	.362	17	64	.266	47	57	.825	16	91	107	39	57	0	31	27	12	216	4.6
Jefferson	50	1	531	75	167	.449	2	15	.133	31	54	.574	47	98	145	16	61	0	10	20	21	183	3.7
Jordan	44	0	383	50	94	.532	0	0	---	38	44	.864	52	53	105	13	58	0	8	22	15	138	3.1
Clark	10	0	93	11	30	.367	4	14	.286	1	4	.250	1	22	23	3	12	0	3	6	4	27	2.7
Morris	38	0	299	36	106	.340	7	33	.212	4	9	.444	7	20	27	48	20	0	9	21	0	83	2.2
Gutierrez	10	0	44	7	14	.500	0	1	.000	2	3	.667	0	7	7	7	9	0	1	3	0	16	1.6
Kirilenko	7	0	36	0	5	.000	0	0	---	3	4	.750	2	6	8	1	1	0	1	0	3	0	0.4
NETS	82	-	19930	3069	6804	.451	541	1633	.331	1359	1817	.748	846	2627	3473	1716	1579	2	576	1133	340	8038	98.0
OPPONENTS	82	-	19930	3150	6913	.456	696	1944	.358	1278	1748	.731	937	2699	3636	1944	1641	9	643	1137	372	8274	100.9

PLAYER	SINGLE-GAME HIGHS							AVERAGE PER GAME						CAREER HIGHS (C=SET, T=TIED THIS SEASON)									
	MIN	REB	AST	ST	TO	BL	PTS	MIN	REB	AST	STL	TO	BLK	PTS	FG	FGA	FT	FTA	REB	AST	PTS		
Lopez	45	18	5	4	7	6	35	29.2	7.4	0.7	0.60	1.4	1.75	17.2	17	28T	14	17	20	8	39		
Johnson	52	11	9	4	5	3	34	34.9	4.8	3.7	0.74	1.7	0.17	14.4	17	34	14	17	12	17	42		
Young (TOT)	53	12	7	5	5	2	29	32.0	5.4	2.3	1.63	1.5	0.33	14.1	14	31	11	14	16	10	32		
Young (BRK)	53	11	4	4	4	1	29	29.6	5.9	1.4	1.36	1.5	0.29	13.8									
Williams	52	9	15	4	6	2	31	31.1	3.5	6.6	0.94	2.3	0.25	13.0	16	29	21	21	9T	21	57		
Jack	52	9	13	4	6	3	35	28.0	3.1	4.7	0.94	2.4	0.16	12.0	13T	30C	13	16	10	13C	35C		
Bogdanovic	49	8	5	3	4	2	28	23.8	2.7	0.9	0.44	1.0	0.12	9.0	12C	17C	6C	8C	8C	5C	28C		
Plumlee	40	15	3	3	5	3	24	21.3	6.2	0.9	0.79	1.3	0.77	8.7	10C	14C	10C	16C	15C	6	24C		
Teletovic	43	15	4	3	5	2	26	22.3	4.9	1.2	0.35	1.3	0.40	8.5	12	18	5T	8	15C	4T	34		
Anderson	40	7	6	3	4	1	22	23.6	2.8	1.1	0.76	0.8	0.07	7.4	11	20	9	9	8	8	35		
Garnett	35	14	7	4	4	3	18	20.3	6.8	1.6	0.98	1.1	0.31	6.8	19	33	15	18	25	12	47		
Davies (TOT)	29	7	4	3	5	1	20	15.7	3.1	1.1	0.67	1.1	0.26	5.3	9C	12C	5	7	8	4C	20C		
Davies (BRK)	16	4	1	1	2	1	6	6.3	1.4	0.3	0.14	0.6	0.43	2.3									
Karasev	37	6	5	2	2	1	14	16.8	2.0	1.4	0.70	0.7	0.03	4.6	5C	10C	4T	5C	6C	5C	14C		
Brown	45	11	5	3	3	4	17	16.6	2.3	0.8	0.66	0.6	0.26	4.6	6C	12C	4C	6C	11C	5C	17C		
Jefferson	28	13	2	2	2	3	12	10.6	2.9	0.3	0.20	0.4	0.42	3.7	5C	10C	5C	6C	13C	2C	12C		
Jordan	29	11	2	1	3	2	12	8.7	2.4	0.3	0.18	0.5	0.34	3.1	6T	11	4C	5C	11C	2T	13		
Clark	22	8	1	1	2	2	11	9.3	2.3	0.3	0.30	0.6	0.40	2.7	9	17	6	8	16	5	22		
Morris	21	3	4	1	3	0	11	7.9	0.7	1.3	0.24	0.6	0.00	2.2	6	13C	6	9	5	6	20		
Gutierrez	16	2	3	1	1	0	6	4.4	0.7	0.7	0.10	0.3	0.00	1.6	5	11	3	4	4	5	13		
Kirilenko	10	3	1	1	1	0	3	5.2	1.1	0.1	0.14	0.1	0.00	0.4	11	21	16	17	18	11	31		
NETS	315	57	31	16	24	10	129	243.0	42.4	20.9	7.02	13.8	4.15	98.0	61	127	49	60	74	44	157		
OPPONENTS	315	81	41	15	24	11	131	243.1	44.3	23.7	7.84	13.9	4.54	100.9	63	129C	51	60	81C	45	161		

## 2015 PLAYOFF STATISTICS (2-4)

PLAYER	G			-FIELD GOALS-			-3-POINT FG--			-FREE THROWS-			--REBOUNDS--			AST	PF	DQ	STL	TO	BLK	PTS	AVG
	G	GS	MIN	FG	FGA	PCT	FG	FGA	PCT	FT	FTA	PCT	OFF	DEF	TOT								
Lopez	6	6	234	43	87	.494	0	0	---	33	40	.825	20	34	54	5	18	0	4	6	13	119	19.8
Johnson	6	6	249	34	94	.362	12	41	.293	19	24	.792	5	41	46	29	16	0	7	5	0	99	16.5
Jack	6	0	153	28	54	.519	5	15	.333	13	13	1.000	2	23	25	27	14	0	7	20	1	74	12.3
Williams	6	6	192	27	69	.391	11	26	.423	6	7	.857	3	34	37	33	18	0	8	16	0	71	11.8
Anderson	6	0	142	25	41	.610	10	16	.625	6	9	.667	2	19	21	7	9	0	4	8	1	66	11.0
Young	6	6	190	29	66	.439	0	4	.000	5	12	.417	17	26	43	16	15	0	5	14	1	63	10.5
Bogdanovic	6	5	206	23	59	.390	11	33	.333	5	7	.714	3	20	23	10	12	0	4	8	2	62	10.3
Brown	2	1	10	2	5	.400	0	2	.000	2	2	1.000	2	0	2	1	0	0	0	2	0	6	3.0
Clark	2	0	13	2	10	.200	2	3	.667	0	0	---	0	2	2	0	1	0	1	0	0	6	3.0
Plumlee	6	0	49	4	6	.667	0	0	---	4	11	.364	2	6	8	2	10	0	4	3	2	12	2.0
Jordan	1	0	5	0	2	.000	0	0	---	0	0	---	1	1	2	0	0	0	0	1	0	0	0.0
Morris	1	0	5	0	1	.000	0	0	---	0	0	---	0	0	0	0	0	0	0	0	0	0	0.0
Teletovic	3	0	16	0	5	.000	0	4	.000	0	0	---	0	4	4	0	1	0	1	1	0	0	0.0
NETS	6	-	1465	217	499	.435	51	144	.354	93	125	.744	57	210	267	130	114	0	45	86	20	578	96.3
HAWKS	6	-	1465	230	522	.441	67	189	.354	84	108	.778	60	214	274	154	111	0	60	80	28	611	101.8

PLAYER	SINGLE-GAME HIGHS							AVERAGE PER GAME							CAREER HIGHS (C=SET, T=TIED THIS SERIES)							
	MIN	REB	AST	ST	TO	BL	PTS	MIN	REB	AST	STL	TO	BLK	PTS	FG	FGA	FT	FTA	REB	AST	PTS	
Lopez	43	14	3	2	2	4	26	38.9	9.0	0.8	0.67	1.0	2.17	19.8	11T	20	8C	12C	14C	3C	28	
Johnson	46	10	6	2	2	0	19	41.6	7.7	4.8	1.17	0.8	0.00	16.5	15	28	12	15	10T	9	35	
Jack	32	7	8	3	5	1	23	25.5	4.2	4.5	1.17	3.3	0.17	12.3	10	16	9	10	8	10	26	
Williams	46	10	8	3	4	0	35	32.0	6.2	5.5	1.33	2.7	0.00	11.8	13T	25T	16	18	10C	17	35T	
Anderson	32	7	3	2	2	1	23	23.6	3.5	1.2	0.67	1.3	0.17	11.0	9C	11C	3	4	9	3T	23C	
Young	41	11	6	2	4	1	18	31.7	7.2	2.7	0.83	2.3	0.17	10.5	10	20	4	6	11T	6C	22	
Bogdanovic	44	6	3	3	3	1	19	34.4	3.8	1.7	0.67	1.3	0.33	10.3	7C	13C	3C	5C	6C	3C	19C	
Brown	6	1	1	0	2	0	4	5.1	1.0	0.5	0.00	1.0	0.00	3.0	2C	3C	2C	2C	1C	1C	4C	
Clark	8	1	0	1	0	0	3	6.5	1.0	0.0	0.50	0.0	0.00	3.0	3	9	2	4	9	1	6	
Plumlee	13	4	2	1	1	1	6	8.2	1.3	0.3	0.67	0.5	0.33	2.0	2T	4	3	6	6	2C	6C	
Jordan	5	2	0	0	1	0	0	4.7	2.0	0.0	0.00	1.0	0.00	0.0	1	2T	0T	0T	2T	0T	2	
Morris	5	0	0	0	0	0	0	4.7	0.0	0.0	0.00	0.0	0.00	0.0	9	15	5	7	3	6	24	
Teletovic	9	2	0	1	1	0	0	5.5	1.3	0.0	0.33	0.3	0.00	0.0	7	12	4	4	7	2	20	
NETS	265	52	25	13	17	5	120	244.2	44.5	21.7	7.50	14.3	3.33	96.3	49	109	42	55	57	34	134	
OPPONENTS	265	55	34	11	18	7	115	244.2	45.7	25.7	10.00	13.3	4.67	101.8	58	111	42	55	65	37	142	



# 2015-16 BROOKLYN NETS MEDIA GUIDE

## 2014-15 Game-by-Game Results & Leaders

DATE	OPPONENT	W/L	TEAM/OPP	HOME	ROAD	TOTAL	HIGH SCORING	HIGH REBOUNDS	HIGH ASSISTS	OPP. SCORING	ATTEN.
Oct 29	@Boston	L	105-121	0-0	0-1	0-1	Teletovic-20	Johnson-6	Williams-8	Olynyk-19	18,624
Nov 1	@Detroit	W	102-90	0-0	1-1	1-1	Johnson-34	Teletovic/Garnett-6	Johnson/Williams-6	Monroe/Jennings-18	19,904
Nov 3	OKLAHOMA CITY	W	116-85	1-0	1-1	2-1	Anderson/Lopez-18	Garnett-14	Williams-9	Jackson-23	17,732
Nov 5	MINNESOTA	L	91-98	1-1	1-1	2-2	Johnson-22	Plumlee-8	Williams-6	Martin-24	16,302
Nov 7	NEW YORK	W	110-99	2-1	1-1	3-2	Williams-29	Garnett-11	Williams-6	Anthony-19	17,732
Nov 9	ORLANDO	W	104-96	3-1	1-1	4-2	Bogdanovic-22	Lopez-9	Williams/Garnett-7	Vucevic-27	16,127
Nov 12	@Phoenix	L	104-112	3-1	1-2	4-3	Johnson-21	Plumlee-10	Williams-5	Green-28	15,184
Nov 13	@Golden State	L	99-107	3-1	1-3	4-4	Jack-23	Plumlee-8	Williams-5	Thompson-25	19,596
Nov 15	@Portland	L	87-97	3-1	1-4	4-5	Lopez-21	Garnett-12	Williams-6	Lillard-28	19,441
Nov 17	MIAMI	L	83-95	3-2	1-4	4-6	Bogdanovic-22	Garnett-9	Williams-7	Chalmers-22	17,732
Nov 19	MILWAUKEE	L	118-122(3OT)	3-3	1-4	4-7	Lopez-26	Jack/Garnett-9	Johnson-8	Parker-23	15,694
Nov 21	@Oklahoma City	W	94-92	3-3	2-4	5-7	Jack-23	Jack-5	Johnson-8	Jackson-21	18,203
Nov 22	@San Antonio	L	87-99	3-3	2-5	5-8	Williams-24	Teletovic-8	Williams-7	Parker-22	18,581
Nov 26	@Philadelphia	W	99-91	3-3	3-5	6-8	Johnson-21	Garnett-9	Williams-10	McDaniels/Wroten-18	11,223
Nov 30	CHICAGO	L	84-102	3-4	3-5	6-9	Bogdanovic-13	Garnett-7	Jack-4	Butler-26	17,732
Dec 2	@New York	W	98-93	3-4	4-5	7-9	Lopez-23	Garnett-13	Johnson-6	Anthony-20	19,812
Dec 3	SAN ANTONIO	W	95-93(OT)	4-4	4-5	8-9	Teletovic-26	Lopez-16	Williams-9	D. Green-20	15,989
Dec 5	ATLANTA	L	75-98	4-5	4-5	8-10	Garnett-20	Lopez/Plumlee-7	Johnson-4	Carroll-18	16,146
Dec 8	CLEVELAND	L	88-110	4-6	4-5	8-11	Garnett-14	Garnett-7	Williams-11	Walters-26	17,732
Dec 10	@Chicago	L	80-105	4-6	4-6	8-12	Williams-17	Plumlee-8	Williams-5	Rose-23	21,646
Dec 12	PHILADELPHIA	W	88-70	5-6	4-6	9-12	Plumlee-18	Garnett-12	Williams-10	Covington-20	16,326
Dec 13	@Charlotte	W	114-87	5-6	5-6	10-12	Johnson-22	Plumlee-13	Williams-10	Kidd-Gilchrist-15	17,113
Dec 16	MIAMI	L	91-95	5-7	5-6	10-13	Plumlee-21	Garnett-10	Williams-11	Wade-28	16,827
Dec 17	@Toronto	L	89-105	5-7	5-7	10-14	Plumlee-23	Plumlee/Johnson-8	Williams-7	Lowry-20	19,800
Dec 19	@Cleveland	L	91-95	5-7	5-8	10-15	Johnson-26	Plumlee-9	Johnson/Williams-5	James-22	20,562
Dec 21	DETROIT	W	110-105	6-7	5-8	11-15	Plumlee-21	Plumlee-12	Jack-10	Caldwell-Pope-20	17,732
Dec 23	DENVER	W	102-96	7-7	5-8	12-15	Johnson-27	Plumlee-13	Jack-8	Lawson-29	17,080
Dec 26	@Boston	W	109-107	7-7	6-8	13-15	Jack-27	Plumlee-12	Jack-5	Green-22	18,624
Dec 27	INDIANA	L	85-110	7-8	6-8	13-16	Jack-22	Plumlee-8	Johnson-6	Stuckey-20	17,732
Dec 29	SACRAMENTO	W	107-99	8-8	6-8	14-16	Plumlee-22	Garnett-8	Johnson-6	Gay-25	17,732
Dec 30	@Chicago	W	96-82	8-8	7-8	15-16	Lopez-29	Johnson-11	Jack-5	Dunleavy-23	22,032
Jan 2	@Orlando	W	100-98	8-8	8-8	16-16	Plumlee-18	Plumlee-9	Williams-7	Oladipo-17	17,008
Jan 4	@Miami	L	84-88	8-8	8-9	16-17	Johnson-19	Lopez/Garnett-7	Williams-8	Bosh-26	20,181
Jan 5	DALLAS	L	88-96(OT)	8-9	8-9	16-18	Lopez-22	Lopez-13	Jack-10	Ellis-19	17,732
Jan 7	BOSTON	L	81-89	8-10	8-9	16-19	Johnson-17	Plumlee-12	Jack-4	Bradley-21	16,005
Jan 9	PHILADELPHIA	L	88-90	8-11	8-9	16-20	Lopez-18	Plumlee-15	Jack-10	Covington-20	16,172
Jan 10	@Detroit	L	93-98	8-11	8-10	16-21	Johnson-17	Lopez-15	Jack-8	Jennings-20	19,301
Jan 12	HOUSTON	L	99-113	8-12	8-10	16-22	Plumlee-24	Plumlee-10	Jack-6	Harden-30	16,115
Jan 14	MEMPHIS	L	92-103	8-13	8-10	16-23	Plumlee-15	Plumlee-9	Jack-6	Randolph-20	16,516
Jan 16	@Washington	W	102-80	8-13	9-10	17-23	Lopez/Jack-26	Plumlee-10	Jack-7	Wall-13	17,788
Jan 17	WASHINGTON	L	90-99	8-14	9-10	17-24	Jack-22	Garnett-10	Jack-8	Nene-20	17,732
Jan 21	@Sacramento	W	103-100	8-14	10-10	18-24	Lopez-22	Johnson-8	Jack-8	Cousins-28	16,427
Jan 22	@L.A. Clippers	L	84-123	8-14	10-11	18-25	Plumlee-16	Jordan-11	Morris-4	Griffin-24	19,060
Jan 24	@Utah	L	73-108	8-14	10-12	18-26	Jack-16	Plumlee-6	Jack-7	Hayward-24	19,352
Jan 28	@Atlanta	L	102-113	8-14	10-13	18-27	Johnson-26	Plumlee/Lopez-7	Jack-13	Millap-28	18,047
Jan 30	TORONTO	L	122-127(OT)	8-15	10-13	18-28	Lopez/Jack-35	Lopez-12	Jack-13	DeRozan-26	17,062
Feb 2	L.A. CLIPPERS	W	102-100	9-15	10-13	19-28	Garnett-11	Garnett-11	Jack-7	Jordan-22	16,037
Feb 4	@Toronto	W	109-93	9-15	11-13	20-28	Jack-24	Plumlee-7	Johnson-7	Ross-23	19,800
Feb 6	NEW YORK	W	92-88	10-15	11-13	21-28	Lopez-22	Johnson-11	Jack-8	Anthony-21	17,732
Feb 7	@Washington	L	77-114	10-15	11-14	21-29	Lopez-19	Lopez-8	Williams-7	Wall-17	20,356
Feb 9	@Milwaukee	L	97-103	10-15	11-15	21-30	Jack-26	Plumlee-8	Jack-8	Dudley-19	12,431
Feb 10	@Memphis	L	86-95	10-15	11-16	21-31	Anderson/Plumlee-15	Plumlee-14	Johnson/Williams-4	Randolph-19	16,901
Feb 20	@L.A. Lakers	W	114-105	10-15	12-16	22-31	Johnson-23	Lopez-14	Williams-15	Lin-18	18,997
Feb 23	@Denver	W	110-82	10-15	13-16	23-31	Lopez-19	Brown-11	Williams-12	Gallinari-22	13,127
Feb 25	@New Orleans	L	96-102	10-15	13-17	23-32	Johnson-21	Johnson-10	Williams-6	Pondexter-25	16,097
Feb 27	@Houston	L	98-102	10-15	13-18	23-33	Plumlee/Williams-15	Lopez-12	Johnson-6	Jones-26	18,139
Feb 28	@Dallas	W	104-94	10-15	14-18	24-33	Williams-23	Plumlee-10	Anderson-4	Nowitzki-20	20,367
Mar 2	GOLDEN STATE	W	110-108	11-15	14-18	25-33	Lopez-26	Plumlee-7	Jack-5	Curry-26	17,732
Mar 4	CHARLOTTE	L	91-115	11-16	14-18	25-34	Williams-12	Plumlee-7	Williams-6	Jefferson/Henderson-19	16,691
Mar 6	PHOENIX	L	100-108(OT)	11-17	14-18	25-35	Lopez-19	Lopez/Jefferson-13	Williams-9	Mark. Morris-19	16,445
Mar 8	UTAH	L	88-95	11-18	14-18	25-36	Lopez/Young-19	Lopez-10	Johnson/Jack-5	Marc. Morris/Bledsoe-19	17,041
Mar 10	NEW ORLEANS	L	91-111	11-19	14-18	25-37	Lopez/Jack-15	Lopez-9	Williams-4	Ajijca/Pondexter-17	16,422
Mar 11	@Miami	L	98-104	11-19	14-19	25-38	Jack/Williams-18	Lopez-14	Jack/Williams-4	Wade-28	19,600
Mar 14	@Philadelphia	W	94-87	11-19	15-19	26-38	Young-21	Young-9	Jack-8	Noel-17	14,865
Mar 16	@Minnesota	W	122-106	11-19	16-19	27-38	Johnson-22	Plumlee-9	Williams-7	Martin-23	14,234
Mar 18	@Cleveland	L	92-117	11-19	16-20	27-39	Williams-20	Lopez-8	Williams-6	Smith/Mozgov-17	20,562
Mar 20	MILWAUKEE	W	129-127(3OT)	12-19	16-20	28-39	Lopez-32	Lopez-18	Johnson/Jack-7	Middleton-29	16,272
Mar 21	@Indiana	W	123-111	12-19	17-20	29-39	Lopez-26	Young-7	Jack-8	G. Hill-18	16,453
Mar 23	BOSTON	L	91-110	12-20	17-20	29-40	Lopez-31	Williams/Young-9	Williams-10	Bradley-20	16,814
Mar 25	@Charlotte	W	91-88	12-20	18-20	30-40	Lopez-34	Lopez-10	Williams-14	Jefferson/Henderson-23	15,091
Mar 27	CLEVELAND	W	106-98	13-20	18-20	31-40	Lopez/Johnson-20	Lopez-9	Johnson-9	Irving-26	17,732
Mar 29	L.A. LAKERS	W	107-99	14-20	18-20	32-40	Lopez-30	Lopez-11	Williams-9	Hill-22	17,732
Mar 31	INDIANA	W	111-106	15-20	18-20	33-40	Lopez-24	Lopez-11	Williams-8	G. Hill-28	16,756
Apr 1	@New York	W	100-98	15-20	19-20	34-40	Williams-26	Young-9	Williams-7	Bargnani-22	19,812
Apr 3	TORONTO	W	114-109	16-20	19-20	35-40	Williams-31	Lopez-17	Williams-11	DeRozan-27	17,732
Apr 4	@Atlanta	L	99-131	16-20	19-21	35-41	Bogdanovic-19	Young-8	Jack-6	Horford/Carroll-20	18,769
Apr 6	PORTLAND	W	106-96	17-20	19-21	36-41	Lopez-32	Lopez-9	Williams-10	Lillard-36	17,416
Apr 8	ATLANTA	L	111-114	17-21	19-21	36-42	Lopez-26	Lopez-11	Williams-13	Horford-24	17,732
Apr 10	WASHINGTON	W	117-80	18-21	19-21	37-42	Lopez-26	Lopez/Williams-9	Johnson-9	Beal-24	17,732
Apr 12	@Milwaukee	L	73-96	18-21	19-22	37-43	Lopez-12	Lopez-10	Williams-7	Ilyasova-21	16,504
Apr 13	CHICAGO	L	86-113	18-22	19-22	37-44	Bogdanovic-17	Young-11	Williams-5	Mirotic-26	17,732
Apr 15	ORLANDO	W	101-88	19-22	19-22	38-44	Bogdanovic-28	Young-9	Williams-7	Vucevic-26	17,098



# 2015-16 BROOKLYN NETS MEDIA GUIDE

## 2014-15 Record Breakdown

	RECORD	HOME	ROAD	OT
<b>OVERALL</b>	38-44	19-22	19-22	2-4
Atlantic	10-6	4-4	6-2	0-1
Central	7-11	4-5	3-6	1-1
Southeast	7-11	3-6	4-5	
<b>EASTERN</b>	24-28	11-15	13-13	1-2
Southwest	2-8	1-4	1-4	1-1
Northwest	6-4	3-2	3-2	
Pacific	6-4	4-1	2-3	0-1
<b>WESTERN</b>	14-16	8-7	6-9	1-2

**Head Coach:** Lionel Hollins

**Overall:** 8 Years 252 Won 245 Lost .507 Pct.

**W/Club:** 1 Year 38 Won 44 Lost .463 Pct.

### TEAM WINNING & LOSING STREAKS:

	OVERALL	HOME	ROAD
	Win - 1	Win - 1	Loss- 2
<b>Long:</b>	Win - 6	Win - 5	Win - 3
	Loss- 7	Loss- 7	Loss- 3
<b>Last:</b>	Win -04/15 vsORL 101-88	Win -04/15 vsORL 101-88	Win -04/01 @ NY 100-98
	Loss-04/13 vsCHI 86-113	Loss-04/13 vsCHI 86-113	Loss-04/12 @ MIL 73-96

	WON LOST	OFFENSE	VsOPP
<b>Oct.</b>	0 1		
<b>Nov.</b>	6 8	100+ 29- 7	If Opp W/L to date:
<b>Dec.</b>	9 7	100< 9-37	.500+ 12-30
<b>Jan.</b>	3 12	Defense	.500- 26-13
<b>Feb.</b>	6 5	100+ 11-28	
<b>Mar.</b>	9 7	100< 27-16	
<b>Apr.</b>	5 4		

### HOME ATTENDANCE

41 Games  
698,529 Total  
17,037 Average  
17,732 High  
18 Sellouts

MARGINS	1	2	3	4	5	6	7	8	9	10	11	12	13	14	15	16	17	18	19	20	21	22	23
<b>Won By:</b>		8	2	1	4	1	1	5	1	2	1	2	1	1		2		1				1	
<b>Lost By:</b>		1	1	5	2	3	2	5	2	1	2	2		1		2		1	1	1		1	2
	<b>24</b>	<b>25</b>	<b>26</b>	<b>27</b>	<b>28</b>	<b>29</b>	<b>30</b>	<b>31</b>	<b>32</b>	<b>33</b>	<b>34</b>	<b>35</b>	<b>36</b>	<b>37</b>	<b>38</b>	<b>39</b>	<b>40</b>	<b>41</b>	<b>42</b>	<b>43</b>	<b>44</b>	<b>45</b>	<b>46+</b>
<b>Won By:</b>				1	1				1						1								
<b>Lost By:</b>	1	3		1					1			1		1		1							

At Start Of:	OVERALL	HOME	ROAD	FG%	OVERALL	HOME	ROAD
2nd- Ahead:	24-20	14-12	10- 8	-44%	8-32	4-15	4-17
Behind:	12-23	3- 9	9-14	45-49%	17-10	8- 6	9- 4
Tied:	2- 1	2- 1	0- 0	50-54%	9- 2	7- 1	2- 1
3rd- Ahead:	25-10	13- 7	12- 3	55-59%	3- 0	0- 0	3- 0
Behind:	12-32	6-15	6-17	+60%	1- 0	0- 0	1- 0
Tied:	1- 2	0- 0	1- 2				
4th- Ahead:	29- 4	12- 3	17- 1				
Behind:	7-39	5-18	2-21				
Tied:	2- 1	2- 1	0- 0				





# 2015-16 BROOKLYN NETS MEDIA GUIDE

## 2014-15 High Games

PLAYER	MINUTES	FIELD GOALS	FREE THROWS	OFF REB	DEF REB	TOT REB	ASSISTS	STEALS	TURNOVERS	BLOCKS	POINTS
ALAN ANDERSON	40 Feb. 9 at Milw.	7 (4) March 31 vs Ind.	5 (2) Feb. 4 at Tor.	4T Nov. 22 at S.A.	6 (2) March 21 at Ind.	7 (2) Dec. 17 at Tor.	6 (2) Feb. 20 at LA-L	3T(3) March 21 at Ind.	4 Nov. 26 at Phil.	1 (5) Dec. 29 vs Sac.	22 Feb. 4 at Tor.
BOJAN BOGDANOVIC	49C March 20 vs Milw.	12C April 15 vs Orl.	6C Jan. 16 at Wash.	4C Nov. 9 vs Orl.	7C(2) Jan. 30 vs Tor.	8C(2) Jan. 30 vs Tor.	5C March 20 vs Milw.	3C Dec. 10 at Chi.	4C Nov. 7 vs N.Y.	2C March 20 vs Milw.	28C April 15 vs Orl.
MARKEL BROWN	45C Feb. 23 at Den.	6C March 29 vs LA-L	4C(2) April 1 at N.Y.	2C(4) April 4 at Atl.	9C Feb. 23 at Den.	11C Feb. 23 at Den.	5C March 18 at Clev.	3C(3) April 1 at N.Y.	3C(2) Feb. 25 at N.O.	4C Feb. 23 at Den.	17C March 29 vs LA-L
EARL CLARK	22 April 4 at Atl.	4 April 4 at Atl.	1 April 4 at Atl.	1 March 29 vs LA-L	7 (2) April 4 at Atl.	8 March 29 vs LA-L	1 (3) April 10 vs Wash.	1 (3) April 4 at Atl.	2 (2) April 12 at Milw.	2 March 29 vs LA-L	11 April 4 at Atl.
BRANDON DAVIES Phi.-Brk.	29C(3) Nov. 14 at Hou.	9C Nov. 5 vs Orl.	4 Nov. 21 vs Phoe.	5C Nov. 26 vs Brk.	6C Nov. 9 at Tor.	7 Nov. 9 at Tor.	4C Nov. 17 at S.A.	3T(2) Nov. 26 vs Brk.	5C Nov. 9 at Tor.	1T(7) Dec. 19 at Clev.	20C Nov. 5 vs Orl.
BRANDON DAVIES Brk.	16 Dec. 13 at Cha.	2 (2) Dec. 19 at Clev.	2 Dec. 12 vs Phil.	1 (3) Dec. 23 vs Den.	4 Dec. 13 at Cha.	4 Dec. 13 at Cha.	1 (2) Dec. 30 at Chi.	1 Dec. 12 vs Phil.	2 (2) Dec. 19 at Clev.	1T(3) Dec. 19 at Clev.	6 Dec. 19 at Clev.
KEVIN GARNETT	35 Nov. 1 at Det.	7 Nov. 1 at Det.	4 Nov. 1 at Det.	6 Dec. 2 at N.Y.	13 Nov. 1 at Det.	14 Nov. 1 at Det.	7 Nov. 9 vs Orl.	4 (2) Dec. 29 vs Sac.	4 Oct. 29 at Bos.	3 Feb. 6 vs N.Y.	18 Nov. 1 at Det.
JORGE GUTIERREZ	16 Dec. 5 vs Atl.	3 Dec. 5 vs Atl.	2 Nov. 30 vs Chi.	0	2 (3) Dec. 8 vs Clev.	2 (3) Dec. 8 vs Clev.	3 Dec. 5 vs Atl.	1 Dec. 5 vs Atl.	1 (3) Dec. 10 at Chi.	0	6 (2) Dec. 5 vs Atl.
JARRETT JACK	52C Jan. 30 vs Tor.	13T Jan. 30 vs Tor.	10 Dec. 26 at Bos.	3T Feb. 7 at Wash.	9 Nov. 19 vs Milw.	9 Nov. 19 vs Milw.	13C(2) Jan. 30 vs Tor.	4 Nov. 3 vs OKC.	6 (3) Feb. 10 at Mem.	3T Jan. 4 at Miami	35C Jan. 30 vs Tor.
CORY JEFFERSON	28C Dec. 12 vs Phil.	5C Dec. 13 at Cha.	5C March 20 vs Milw.	7C March 6 vs Phoe.	6C(2) March 6 vs Phoe.	13C March 6 vs Phoe.	2C(2) Jan. 22 at LA-C	2C March 20 vs Milw.	2C(4) March 10 vs N.O.	3C Dec. 12 vs Phil.	12C March 6 vs Phoe.
JOE JOHNSON	52 Nov. 19 vs Milw.	14 Nov. 1 at Det.	8 Dec. 27 vs Ind.	4 Jan. 21 at Sac.	11C Dec. 30 at Chi.	11 (2) Feb. 6 vs N.Y.	9 (2) April 10 vs Wash.	4 April 1 at N.Y.	5 (5) March 11 at Miami	3 Feb. 23 at Den.	34 Nov. 1 at Det.
JEROME JORDAN	29C Dec. 10 at Chi.	6T Dec. 8 vs Clev.	4C(2) Dec. 17 at Tor.	7C Jan. 22 at LA-C	5C Nov. 22 at S.A.	11C Jan. 22 at LA-C	2T(3) Feb. 10 at Mem.	1T(8) Feb. 10 at Mem.	3C Dec. 8 vs Clev.	2T(3) Jan. 24 at Utah	12 Dec. 8 vs Clev.
SERGEY KARASEV	37C Dec. 19 at Clev.	5C(2) Dec. 27 vs Ind.	4T(3) Jan. 5 vs Dall.	4C Dec. 26 at Bos.	5T Dec. 10 at Chi.	6C Dec. 10 at Chi.	5C Jan. 2 at Orl.	2C(6) Jan. 12 vs Hou.	2T(5) Jan. 24 at Utah	1T Dec. 16 vs Miami	14C Dec. 27 vs Ind.
ANDREI KIRILENKO	10 Oct. 29 at Bos.	0	3 Oct. 29 at Bos.	2 Oct. 29 at Bos.	2 Nov. 3 vs OKC.	3 Oct. 29 at Bos.	1 Nov. 3 vs OKC.	1 Oct. 29 at Bos.	1 Nov. 5 vs Minn.	0	3 Oct. 29 at Bos.
BROOK LOPEZ	45 Dec. 3 vs S.A.	16 March 25 at Cha.	10 (2) April 8 vs Atl.	10T April 3 vs Tor.	14C Dec. 3 vs S.A.	18 March 20 vs Milw.	5 March 18 at Clev.	4C April 15 vs Orl.	7T Nov. 19 vs Milw.	6 (2) Feb. 6 vs N.Y.	35 Jan. 30 vs Tor.
DARIUS MORRIS	21 Jan. 22 at LA-C	5 (2) Jan. 22 at LA-C	1 (4) Feb. 7 at Wash.	2 Feb. 23 at Den.	3T Feb. 7 at Wash.	3 (3) Feb. 23 at Den.	4 (2) Feb. 23 at Den.	1 (9) April 12 at Milw.	3 Jan. 14 vs Mem.	0	11 (2) Jan. 22 at LA-C
MASON PLUMLEE	40C Dec. 23 vs Den.	10C Jan. 12 vs Hou.	10C Dec. 29 vs Sac.	6C(3) Feb. 10 at Mem.	11T Dec. 21 vs Det.	15C Jan. 9 vs Phil.	3 (5) March 29 vs LA-L	3T(3) Feb. 10 at Mem.	5T Jan. 2 at Orl.	3 (7) Feb. 28 at Dall.	24C Jan. 12 vs Hou.
MIRZA TELETOVIC	43C Dec. 3 vs S.A.	9 Dec. 3 vs S.A.	5T Nov. 19 vs Milw.	4 (2) Jan. 17 vs Wash.	14C Dec. 3 vs S.A.	15C Dec. 3 vs S.A.	4T Nov. 12 at Phoe.	3C Nov. 26 at Phil.	5C Nov. 26 at Phil.	2 (3) Nov. 19 vs Milw.	26 Dec. 3 vs S.A.
DERON WILLIAMS	52 Nov. 19 vs Milw.	11 (2) April 3 vs Tor.	8 Nov. 3 vs OKC.	3 (2) Dec. 17 at Tor.	8T March 23 vs Bos.	9T March 23 vs Bos.	15 Feb. 20 at LA-L	4 Nov. 17 vs Miami	6 March 11 at Miami	2 (2) April 13 vs Chi.	31 April 3 vs Tor.
THADDEUS YOUNG Min.-Brk.	53C March 20 vs Milw.	12 (2) April 3 vs Tor.	6 (4) April 15 vs Orl.	6 April 4 at Atl.	9 March 14 at Phil.	12 Nov. 5 at Brk.	7 Jan. 25 at Atl.	5 (2) Feb. 4 vs Miami	5 Jan. 30 at Phil.	2 (4) Jan. 1 vs Sac.	29 (2) April 3 vs Tor.
THADDEUS YOUNG Brk.	53C March 20 vs Milw.	12 April 3 vs Tor.	6 April 15 vs Orl.	6 April 4 at Atl.	9 March 14 at Phil.	11 (2) April 13 vs Chi.	4 (2) March 31 vs Ind.	4 (2) April 3 vs Tor.	4 (2) April 12 at Milw.	1 (8) April 15 vs Orl.	29 April 3 vs Tor.
NETS High Games	315 (2) March 20 vs Milw.	52 March 16 at Minn.	28 March 11 at Miami	21 Dec. 2 at N.Y.	45 (2) Jan. 5 vs Dall.	57 (2) March 6 vs Phoe.	31 March 20 vs Milw.	16 Dec. 12 vs Phil.	24 Nov. 26 at Phil.	10 Feb. 6 vs N.Y.	129 March 20 vs Milw.
NETS Low Games	240 (76) April 15 vs Orl.	26 Feb. 7 at Wash.	4 March 8 vs Utah	3 (2) March 21 at Ind.	21 Jan. 24 at Utah	29 Jan. 24 at Utah	12 April 13 vs Chi.	1 Feb. 6 vs N.Y.	6 April 10 vs Wash.	0 (3) Feb. 2 vs LA-C	73 (2) April 12 at Milw.
OPPONENTS High Games	315 (2) March 20 vs Milw.	49 (4) April 4 at Atl.	27 (2) March 6 vs Phoe.	38 March 20 vs Milw.	43 (2) March 20 vs Milw.	81 March 20 vs Milw.	41 Jan. 22 at LA-C	15 (2) April 4 at Atl.	24 Dec. 12 vs Phil.	11 (2) Dec. 30 at Chi.	131 April 4 at Atl.
OPPONENTS Low Games	240 (76) April 15 vs Orl.	22 Dec. 12 vs Phil.	5 April 15 vs Orl.	5 (2) Dec. 26 at Bos.	23 (2) March 16 at Minn.	31 Nov. 9 vs Orl.	14 Nov. 3 vs OKC.	2 March 18 at Clev.	6 (2) Feb. 6 vs N.Y.	1 (2) April 3 vs Tor.	70 Dec. 12 vs Phil.

\*C\* indicates a new career-high, \*\*T\* a tied career-high.

Numbers in parentheses indicate the number of games in which a player or team has reached a given total (if more than one).



# 2015-16 BROOKLYN NETS MEDIA GUIDE

## 2014-15 Games Lost due to Injury/Illness

NAME	INJURY/ILLNESS/REASON	DATES OUT	GAMES MISSED
Alan Anderson	Bruised Lower Back	3/11	1
	Sprained Left Ankle	4/4-4/15	7
Bojan Bogdanovic	Sprained Left Ankle	2/23-2/27	3
Markel Brown	Right Hip Pointer	11/26	1
	Mild MCL Sprain, Right Knee	1/19-1/12	3
Jarrett Jack	Sore Left Hamstring	2/20-2/23	2
Joe Johnson	Flu	12/8-12/10	2
Sergey Karasev	Right Knee Surgery	3/11-4/15	20
Brook Lopez	Right Midfoot Sprain	10/29-11/1	2
	Strained Lower Back	12/8-12/21	8
Mirza Teletovic	Right Hip Pointer	11/26	1
	Pulmonary Embolus	1/24-4/15	39
Deron Williams	Strained Right Calf	12/21-12/23	2
	Sore Left Side	1/5	1
	Fractured Rib Cartilage	1/9-1/30	11
Thaddeus Young	Left Knee Strain	3/27-3/29	2
TOTAL:			107

## 2014-15 Season Transactions

June 26:	Acquired the draft rights to Markel Brown from the Minnesota Timberwolves in exchange for cash considerations.
June 26:	Acquired the draft rights to Xavier Thames from the Toronto Raptors in exchange for cash considerations.
June 26:	Acquired the draft rights to Cory Jefferson from the Philadelphia 76ers (via the San Antonio Spurs) in exchange for cash considerations.
June 30:	Permitted Jason Kidd to pursue a coaching opportunity with the Milwaukee Bucks in exchange for two second round draft picks (2015 & 2019).
July 7:	Named Lionel Hollins head coach.
July 10:	Acquired Jarrett Jack and Sergey Karasev from the Cleveland Cavaliers as a part of a three-team trade which also included the Boston Celtics. The Nets sent Marcus Thornton to Boston, as well as the draft rights to Ilkan Karaman and Edin Bavecic to Cleveland. The Celtics received Tyler Zeller and a first round draft pick from the Cavaliers, while sending a conditional second round pick to Cleveland.
July 15:	Re-signed Alan Anderson to a multi-year contract.
July 22:	Signed Bojan Bogdanovic to a multi-year contract.
July 23:	Signed Markel Brown and Cory Jefferson to multi-year contracts.
July 30:	Named Paul Westphal, Tony Brown, Joe Wolf, John Welch and Jay Humphries as assistant coaches and Jim Sann as assistant coach/advance scout.
September 11:	Signed Jerome Jordan as a free agent.
September 17:	Signed Hamady Ndiaye as a free agent.
September 19:	Voided the contract of Hamady Ndiaye due to a failed physical.
September 25:	Signed Willie Reed as a free agent.
October 23:	Waived Willie Reed.
October 24:	Traded Marquis Teague, along with the 2019 second round draft pick that was obtained from Milwaukee on June 30, to the Philadelphia 76ers in exchange for Casper Ware.
October 25:	Waived Casper Ware.
December 11:	Traded Andrei Kirilenko, Jorge Gutierrez, the Nets' 2020 second round draft pick and the right to swap second round picks in 2018 to the Philadelphia 76ers in exchange for Brandon Davies.
December 11:	Signed Darius Morris as a free agent.
January 6:	Waived Brandon Davies.
February 19:	Acquired Thaddeus Young from the Minnesota Timberwolves in exchange for Kevin Garnett.
March 27:	Signed Earl Clark to a 10-day contract.
April 6:	Signed Earl Clark to a multi-year contract.



# 2015-16 BROOKLYN NETS MEDIA GUIDE

## 2014-15 Team Highs & Lows

CATEGORY		OPPONENT	DATE
Most Points, Game	129	Milwaukee (3OT)	03/20/15
Fewest Points, Game	73	@ Milwaukee	04/12/15
	73	@ Utah	01/24/15
Most Points, Quarter	42 (4 <sup>th</sup> Qtr)	Washington	04/10/15
Fewest Points, Quarter	12 (4 <sup>th</sup> Qtr)	Phoenix	03/06/15
	12 (4 <sup>th</sup> Qtr)	@ Chicago	12/30/14
	12 (4 <sup>th</sup> Qtr)	@ Chicago	12/10/14
Most Points, Half	67 (1 <sup>st</sup> Half)	@ Minnesota	03/16/15
Fewest Points, Half	29 (2 <sup>nd</sup> Half)	@ Chicago	12/10/14
Most Points, OT Period	12 (3 <sup>rd</sup> OT)	Milwaukee (3OT)	03/20/15
Fewest Points, OT Period	6 (2 <sup>nd</sup> OT)	Milwaukee (3OT)	03/20/15
	6	Dallas (OT)	01/05/15
	6 (3 <sup>rd</sup> OT)	Milwaukee (3OT)	11/19/14
Most FGs Made	52	@ Minnesota	03/16/15
Fewest FGs Made	26	@ Washington	02/07/15
Most FGs Attempted	107	Milwaukee (3OT)	03/20/15
Fewest FGs Attempted	67	@ Oklahoma City	11/21/14
Highest FG Percentage	.613 (46-75)	@ Indiana	03/21/15
Lowest FG Percentage	.325 (27-83)	@ Milwaukee	04/12/15
Most 3-Point FGs Made	16	@ Charlotte	12/13/14
Fewest 3-Point FGs made	1	Boston	03/23/15
	1	@ Portland	11/15/14
Most 3-Point FGs Attempted	31	Milwaukee (3OT)	11/19/14
	31	@ Detroit	01/10/15
Fewest 3-Point FGs Attempted	11	New York	02/06/15
Highest 3-Point FG Percentage—(Min 10 Att.)	.696 (16-23)	@ Charlotte	12/13/14
Lowest 3-Point FG Percentage—(Min 10 Att.)	.053 (1-19)	@ Portland	11/15/14
Most Free Throws Made	28	@ Miami	03/11/15
Fewest Free Throws Made	4	Utah	03/08/15
Most Free Throws Attempted	39	@ Miami	03/11/15
	39	Sacramento	12/29/14
Fewest Free Throws Attempted	10	@ Detroit	01/10/15
	10	@ San Antonio	11/22/14
Highest Free Throw Percentage	1.000 (10-10)	@ Detroit	01/10/15
	1.000 (10-10)	@ San Antonio	11/22/14
Lowest Free Throw Percentage	.364 (4-11)	Utah	03/08/15
Most Offensive Rebounds	21	@ New York	12/02/14
Fewest Offensive Rebounds	3	@ Indiana	03/21/15
	3	Detroit	12/21/14
Most Defensive Rebounds	45	Dallas (OT)	01/05/15
	45	San Antonio (OT)	12/03/14
Fewest Defensive Rebounds	21	@ Utah	01/24/15
Most Total Rebounds	57	Phoenix (OT)	03/06/15
	57	@ Denver	02/23/15
Fewest Total Rebounds	29	@ Utah	01/24/15
Most Assists	31	Milwaukee (3OT)	03/20/15
Fewest Assists	12	Chicago	04/13/15
Most Personal Fouls	29	Phoenix (OT)	03/06/15
Fewest Personal Fouls	9	L.A. Lakers	03/29/15
Most Steals	16	Philadelphia	12/12/14
Fewest Steals	1	New York	02/06/15
Most Turnovers	24	@ Philadelphia	11/26/14
Fewest Turnovers	6	Washington	04/10/15
Most Blocked Shots	10	New York	02/06/15
Fewest Blocked Shots	0	L.A. Clippers	02/02/15
	0	Washington	01/17/15
	0	Chicago	11/30/14
Most Points in the Paint	78*	@ Minnesota	03/16/15
Fewest Points in the Paint	24	Miami	11/17/14
Most Second Chance Points	25	Milwaukee (3OT)	03/20/15
Fewest Second Chance Points	3	@ Philadelphia	11/26/14
Most Fastbreak Points	20	Oklahoma City	11/03/14
Fewest Fastbreak Points	2	Chicago	04/13/15
	2	@ Philadelphia	03/14/15
Most Points off Turnovers	38	Washington	04/10/15
Fewest Points off Turnovers	4	Boston	03/23/15
	4	Boston	01/07/15

\*-Franchise Record





# 2015-16 BROOKLYN NETS MEDIA GUIDE

## 2014-15 Opponent Team Highs & Lows

CATEGORY		OPPONENT	DATE
Most Points, Game	131	@ Atlanta	04/04/15
Fewest Points, Game	70	Philadelphia	12/12/14
Most Points, Quarter	42 (3 <sup>rd</sup> Qtr)	@ Atlanta	04/04/15
Fewest Points, Quarter	10 (3 <sup>rd</sup> Qtr)	@ Philadelphia	03/14/15
	10 (4 <sup>th</sup> Qtr)	Philadelphia	12/12/14
Most Points, Half	70 (1 <sup>st</sup> Half)	@ L.A. Clippers	01/22/15
Fewest Points, Half	25 (2 <sup>nd</sup> Half)	Philadelphia	12/12/14
Most Points, OT Period	16	Phoenix (OT)	03/06/15
Fewest Points, OT Period	5	San Antonio (OT)	12/03/14
Most FGs Made	49	@ Atlanta	04/04/15
	49	Milwaukee (3OT)	03/20/15
	49	@ L.A. Clippers	01/22/15
	49	@ Boston	10/29/14
Fewest FGs Made	22	Philadelphia	12/12/14
Most FGs Attempted	129	Milwaukee (3OT)	03/20/15
Fewest FGs Attempted	67	@ Miami	01/04/15
Highest FG Percentage	.598 (49-82)	@ Atlanta	04/04/15
Lowest FG Percentage	.319 (22-69)	Philadelphia	12/12/14
Most 3-Point FGs Made	17	@ Atlanta	04/04/15
Fewest 3-Point FGs made	1	@ Detroit	11/01/14
Most 3-Point FGs Attempted	40	Houston	01/12/15
Fewest 3-Point FGs Attempted	12	@ Charlotte	03/25/15
Highest 3-Point FG Percentage—(Min 10 Att.)	.600 (9-15)	@ Minnesota	03/16/15
Lowest 3-Point FG Percentage—(Min 10 Att.)	.059 (1-17)	@ Detroit	11/01/14
Most Free Throws Made	27	Phoenix (OT)	03/06/15
	27	Chicago	11/30/14
Fewest Free Throws Made	5	Orlando	04/15/15
Most Free Throws Attempted	38	@ Miami	03/11/15
Fewest Free Throws Attempted	9	Portland	04/06/15
Highest Free Throw Percentage	.962 (25-26)	@ Atlanta	01/28/15
Lowest Free Throw Percentage	.348 (8-23)	L.A. Clippers	02/02/15
Most Offensive Rebounds	38	Milwaukee (3OT)	03/20/15
Fewest Offensive Rebounds	5	@ Utah	01/24/15
	5	@ Boston	12/26/14
	5	Orlando	11/09/14
Most Defensive Rebounds	43	Milwaukee (3OT)	03/20/15
	43	Chicago	11/30/14
Fewest Defensive Rebounds	23	@ Minnesota	03/16/15
	23	@ Oklahoma City	11/21/14
Most Total Rebounds	81	Milwaukee (3OT)	03/20/15
Fewest Total Rebounds	31	Orlando	11/09/14
Most Assists	41	@ L.A. Clippers	01/22/15
Fewest Assists	14	Oklahoma City	11/03/14
Most Personal Fouls	31	Milwaukee (3OT)	03/20/15
Fewest Personal Fouls	9	@ San Antonio	11/22/14
Most Steals	15	@ Atlanta	04/04/15
	15	Philadelphia	01/09/15
Fewest Steals	2	@ Cleveland	03/18/15
Most Turnovers	24	Philadelphia	12/12/14
Fewest Turnovers	6	New York	02/06/15
	6	@ Charlotte	12/13/14
Most Blocked Shots	11	@ Chicago	12/30/14
	11	@ Chicago	12/10/14
Fewest Blocked Shots	1	L.A. Clippers	04/03/15
	1	Toronto	02/02/15
Most Points in the Paint	66	Memphis	01/14/15
Fewest Points in the Paint	18	Philadelphia	12/12/14
Most Second Chance Points	29	Milwaukee (3OT)	03/20/15
Fewest Second Chance Points	2	@ San Antonio	11/22/14
Most Fastbreak Points	30	@ Golden State	11/13/14
Fewest Fastbreak Points	2	Portland	04/06/15
Most Points off Turnovers	33	@ Atlanta	04/04/15
Fewest Points off Turnovers	5	Miami	11/17/14



# 2015-16 BROOKLYN NETS MEDIA GUIDE

## 2014-15 Nets Individual Game Highs

CATEGORY		PLAYER	OPPONENT	DATE
Points	35	Jarrett Jack	Toronto (OT)	01/30/15
	35	Brook Lopez	Toronto (OT)	01/30/15
Field Goals Made	16	Brook Lopez	@ Charlotte	03/25/15
Field Goals Attempted	30	Jarrett Jack	Toronto (OT)	01/30/15
FG Pct. (Min 10 Att.)	1.000 (10-10)	Jarrett Jack	@ Golden State	11/13/14
3-Point Field Goals Made	6	Bojan Bogdanovic	Washington	04/10/15
3-Point Field Goals Attempted	11	Bojan Bogdanovic	Milwaukee (3OT)	11/19/14
	11	Mirza Teletovic	@ Miami	01/04/15
3-Point Pct. (Min. 5 Att.)	1.000 (6-6)	Bojan Bogdanovic	Washington	04/10/15
Free Throws Made	10	Brook Lopez	Atlanta	04/08/15
	10	Brook Lopez	@ Washington	01/16/15
	10	Mason Plumlee	Sacramento	12/29/14
	10	Jarrett Jack	@ Boston	12/26/14
Free Throws Attempted	16	Mason Plumlee	Sacramento	12/29/14
FT Pct. (Min 10 Att.)	1.000 (10-10)	Brook Lopez	Atlanta	04/08/15
	1.000 (10-10)	Jarrett Jack	@ Boston	12/26/14
Offensive Rebounds	10	Brook Lopez	Toronto	04/03/15
Defensive Rebounds	14	Mirza Teletovic	San Antonio (OT)	12/03/14
	14	Brook Lopez	San Antonio (OT)	12/03/14
Total Rebounds	18	Brook Lopez	Milwaukee (3OT)	03/20/15
Assists	15	Deron Williams	@ L.A. Lakers	02/20/15
Steals	4	Brook Lopez	Orlando	04/15/15
	4	Thaddeus Young	Toronto	04/03/15
	4	Joe Johnson	@ New York	04/01/15
	4	Thaddeus Young	Utah	03/08/15
	4	Kevin Garnett	Sacramento	12/29/14
	4	Kevin Garnett	@ Philadelphia	11/26/14
	4	Deron Williams	Miami	11/17/14
	4	Jarrett Jack	Oklahoma City	11/03/14
Turnovers	7	Brook Lopez	Milwaukee (3OT)	11/19/14
Blocked Shots	6	Brook Lopez	New York	02/06/15
	6	Brook Lopez	@ Sacramento	01/21/15
Minutes Played	52:58	Thaddeus Young	Milwaukee (3OT)	03/20/15

## 2014-15 Opponent Individual Game Highs

CATEGORY		PLAYER	OPPONENT	DATE
Points	36	Damian Lillard	Portland	04/06/15
Field Goals Made	14	Damian Lillard	Portland	04/06/15
Field Goals Attempted	26	Damian Lillard	Portland	04/06/15
	26	Michael Carter-Williams	Milwaukee (3OT)	03/20/15
FG Pct. (Min 10 Att.)	.909 (10-11)	Amir Johnson	Toronto (OT)	01/30/15
3-Point Field Goals Made	7	Mike Miller	@ Cleveland	12/19/14
3-Point Field Goals Attempted	12	Stephen Curry	Golden State	03/02/15
3-Point Pct. (Min. 5 Att.)	1.000 (5-5)	Jared Dudley	@ Milwaukee	02/09/15
Free Throws Made	15	Paul Millsap	@ Atlanta	01/28/15
Free Throws Attempted	16	Paul Millsap	@ Atlanta	01/28/15
FT Pct. (Min 10 Att.)	.938 (15-16)	Paul Millsap	@ Atlanta	01/28/15
Offensive Rebounds	18	Zaza Pachulia	Milwaukee (3OT)	03/20/15
Defensive Rebounds	13	Meyers Leonard	Portland	04/06/15
	13	Greg Monroe	@ Detroit	01/10/15
Total Rebounds	21	Zaza Pachulia	Milwaukee (3OT)	03/20/15
Assists	17	Chris Paul	@ L.A. Clippers	01/22/15
Steals	6	Robert Covington	Philadelphia	01/09/15
Turnovers	8	Tony Wroten	@ Philadelphia	11/26/14
Blocked Shots	7	John Henson	Milwaukee (3OT)	03/20/15
Minutes Played	55:11	Khris Middleton	Milwaukee (3OT)	03/20/15

[BACK TO THE TOP](#)

# RECORDS

NETS YEAR-BY-YEAR RECORDS

NETS ALL-TIME MONTH-BY-MONTH RECORDS

NETS ALL-TIME RECORD VS. NBA OPPONENTS

NETS ALL-TIME COACHING RECORDS

NETS ALL-TIME ASSISTANT COACHES

NETS ALL-TIME ATTENDANCE

NETS ALL-TIME WINNING/LOSING STREAKS

NETS TEAM RECORD HIGHS

NETS TEAM RECORD LOWS

NETS INDIVIDUAL BARCLAYS CENTER SINGLE GAME RECORDS

NETS ROOKIE RECORDS

NETS ALL-TIME TRIPLE-DOUBLES

NETS INDIVIDUAL NBA HONORS

NETS ALL-TIME ALL-STAR GAME HIGHLIGHTS

OPPONENT TEAM RECORD HIGHS

OPPONENT TEAM RECORD LOWS

OPPONENT INDIVIDUAL SINGLE GAME RECORDS

OPPONENT INDIVIDUAL BARCLAYS CENTER SINGLE GAME RECORDS

OPPONENT ALL-TIME TRIPLE-DOUBLES

NETS INDIVIDUAL CAREER TOP 10 LEADERS

NETS INDIVIDUAL TOP 10 SEASONAL MARKS

NETS INDIVIDUAL TOP 10 GAME PERFORMANCES

OPPONENT INDIVIDUAL TOP 10 GAME PERFORMANCES

NETS TOP 10 SEASONAL NBA RANKINGS

NETS YEAR-BY-YEAR STATISTICS LEADERS





# 2015-16 BROOKLYN NETS MEDIA GUIDE

## Nets Year-by-Year Records

YEAR	Overall			Home			Away			Playoffs		
	W	L	PCT	W	L	PCT	W	L	PCT	W	L	PCT
1967-68	36	42	.462	26	13	.667	10	29	.256	—	—	—
1968-69	17	61	.218	12	28	.300	5	33	.132	—	—	—
1969-70	39	45	.464	23	19	.548	16	26	.381	3	4	.429
1970-71	40	44	.476	26	17	.605	14	27	.341	2	4	.333
1971-72	44	40	.524	27	15	.643	17	25	.405	10	9	.526
1972-73	30	54	.357	22	20	.524	8	34	.190	1	4	.200
1973-74	55	29	.655	31	11	.738	24	18	.571	12	2	.857
1974-75	58	26	.690	35	7	.833	23	19	.548	1	4	.200
1975-76	55	29	.655	36	6	.857	19	23	.452	8	5	.615
ABA TOT	374	370	.503	238	136	.636	136	234	.368	37	32	.536
1976-77	22	60	.268	10	31	.244	12	29	.293	—	—	—
1977-78	24	58	.293	18	23	.439	6	35	.146	—	—	—
1978-79	37	45	.451	25	16	.610	12	29	.293	0	2	.000
1979-80	34	48	.415	22	19	.537	12	29	.293	—	—	—
1980-81	24	58	.293	16	25	.390	8	33	.195	—	—	—
1981-82	44	38	.537	25	16	.610	19	22	.463	0	2	.000
1982-83	49	33	.598	30	11	.732	19	22	.463	0	2	.000
1983-84	45	37	.549	29	12	.707	16	25	.390	5	6	.455
1984-85	42	40	.512	27	14	.659	15	26	.366	0	3	.000
1985-86	39	43	.476	26	15	.634	13	28	.317	0	3	.000
1986-87	24	58	.293	19	22	.463	5	36	.122	—	—	—
1987-88	19	63	.232	16	25	.390	3	38	.073	—	—	—
1988-89	26	56	.317	17	24	.415	9	32	.220	—	—	—
1989-90	17	65	.207	13	28	.317	4	37	.098	—	—	—
1990-91	26	56	.317	20	21	.488	6	35	.146	—	—	—
1991-92	40	42	.488	25	16	.610	15	26	.366	1	3	.250
1992-93	43	39	.524	26	15	.634	17	24	.415	2	3	.400
1993-94	45	37	.549	29	12	.707	16	25	.390	1	3	.250
1994-95	30	52	.366	20	21	.488	10	31	.244	—	—	—
1995-96	30	52	.366	20	21	.488	10	31	.244	—	—	—
1996-97	26	56	.317	16	25	.390	10	31	.244	—	—	—
1997-98	43	39	.524	26	15	.634	17	24	.415	0	3	.000
1998-99	16	34	.320	12	13	.480	4	21	.160	—	—	—
1999-00	31	51	.378	22	19	.537	9	32	.220	—	—	—
2000-01	26	56	.317	18	23	.439	8	33	.195	—	—	—
2001-02	52	30	.634	33	8	.805	19	22	.463	11	9	.550
2002-03	49	33	.598	33	8	.805	16	25	.390	14	6	.700
2003-04	47	35	.573	28	13	.683	19	22	.463	7	4	.636
2004-05	42	40	.512	24	17	.585	18	23	.439	0	4	.000
2005-06	49	33	.598	29	12	.707	20	21	.489	5	6	.455
2006-07	41	41	.500	24	17	.585	17	24	.415	6	6	.500
2007-08	34	48	.415	21	20	.512	13	28	.317	---	---	---
2008-09	34	48	.415	19	22	.463	15	26	.366	---	---	---
2009-10	12	70	.146	8	33	.195	4	37	.098	---	---	---
2010-11	24	58	.293	19	22	.463	5	36	.122	---	---	---
2011-12	22	44	.333	9	24	.273	13	20	.394	---	---	---
2012-13	49	33	.598	26	15	.634	23	18	.561	3	4	.429
2013-14	44	38	.537	28	13	.683	16	25	.390	5	7	.417
2014-15	38	44	.463	19	22	.463	19	22	.463	2	4	.333
NBA TOT	1339	1811	.425	847	728	.538	492	1083	.312	62	80	.437
OVERALL	1713	2181	.440	1085	864	.557	628	1339	.319	99	112	.469



# 2015-16 BROOKLYN NETS MEDIA GUIDE

## Nets All-Time Month-by-Month Records

	OCT	NOV	DEC	JAN	FEB	MAR	APR	MAY	TOTALS
1976-77	2-4	7-7	3-9	1-14	6-8	2-13	1-5	---	22-60
1977-78	1-4	2-13	5-9	1-14	5-7	9-7	1-4	---	24-58
1978-79	6-4	7-6	4-6	6-7	8-6	5-11	1-5	---	37-45
1979-80	2-7	8-8	5-8	7-9	5-7	7-9	---	---	34-48
1980-81	5-7	4-9	3-12	3-13	5-7	4-10	---	---	24-58
1981-82	0-1	3-11	8-6	8-6	10-5	8-7	7-2	---	44-38
1982-83	1-1	7-8	9-4	11-4	8-4	9-6	4-6	---	49-33
1983-84	1-1	7-6	6-10	8-5	8-7	10-5	5-3	---	45-37
1984-85	1-3	7-5	7-9	6-9	8-3	8-9	5-2	---	42-40
1985-86	2-2	8-7	10-4	7-8	4-9	5-10	3-3	---	39-43
1986-87	1-0	2-12	5-8	3-12	3-10	7-8	3-8	---	24-58
1987-88	---	2-9	3-12	4-11	3-10	6-10	1-11	---	19-63
1988-89	---	7-9	5-8	5-8	4-10	3-13	2-8	---	26-56
1989-90	---	3-11	5-9	4-11	1-11	3-13	1-10	---	17-65
1990-91	---	5-10	5-8	4-12	5-7	4-12	3-7	---	26-56
1991-92	---	3-12	8-6	8-7	7-6	6-8	8-3	---	40-42
1992-93	---	7-7	9-5	8-7	7-5	10-5	2-10	---	43-39
1993-94	---	4-10	7-6	8-6	9-4	9-6	8-5	---	45-37
1994-95	---	6-9	6-10	5-10	5-6	5-9	3-8	---	30-52
1995-96	---	5-8	5-9	7-9	7-6	4-11	2-9	---	30-52
1996-97	---	3-9	5-10	4-11	5-9	6-9	3-8	---	26-56
1997-98	1-0	9-5	6-8	10-6	7-6	4-10	6-4	---	43-39
1998-99	---	---	---	---	2-10	3-14	9-9	2-1	16-34
1999-00	---	2-13	10-5	5-9	5-7	9-7	0-10	---	31-51
2000-01	0-1	6-8	3-12	5-12	6-6	5-11	1-6	---	26-56
2001-02	2-0	8-5	9-5	11-4	8-4	9-9	5-3	---	52-30
2002-03	1-0	10-6	12-3	9-5	6-7	8-7	3-5	---	49-33
2003-04	1-1	6-8	10-5	8-6	11-2	7-9	4-4	---	47-35
2004-05	---	3-11	7-7	8-8	7-6	9-6	8-2	---	42-40
2005-06	---	7-8	10-4	6-8	8-5	12-3	6-5	---	49-33
2006-07	---	6-9	7-9	9-6	6-6	6-9	7-2	---	41-41
2007-08	1-0	6-8	7-8	5-10	7-6	5-11	3-5	---	34-48
2008-09	1-0	8-7	6-10	6-10	5-5	4-12	4-4	---	34-48
2009-10	0-3	0-14	3-12	1-13	2-11	4-12	2-5	---	12-70
2010-11	2-1	4-11	3-12	6-10	2-9	6-8	1-7	---	24-58
2011-12	---	---	1-3	6-12	4-10	8-10	3-9	---	22-44
2012-13	---	11-4	5-11	11-4	7-5	8-7	7-2	---	49-33
2013-14	0-1	5-11	5-9	10-3	7-5	12-4	5-5	---	44-38
2014-15	0-1	6-8	9-7	3-12	6-5	9-7	5-4	---	38-44
<b>Totals</b>	<b>31-42</b>	<b>204-322</b>	<b>236-298</b>	<b>237-331</b>	<b>229-262</b>	<b>258-347</b>	<b>142-208</b>	<b>2-1</b>	<b>1339-1811</b>
<b>PCT</b>	<b>.425</b>	<b>.388</b>	<b>.442</b>	<b>.417</b>	<b>.466</b>	<b>.426</b>	<b>.406</b>	<b>.667</b>	<b>.425</b>

RECORDS



# 2015-16 BROOKLYN NETS MEDIA GUIDE

## Nets All-Time Record vs. NBA Opponents

	Overall Wins	Overall Losses	Home Wins	Home Losses	Away Wins	Away Losses
Atlanta	69	95	47	36	22	59
Boston	63	117	34	55	29	62
Charlotte	52	41	29	18	23	23
Chicago	69	87	49	28	20	59
Cleveland	73	92	49	33	24	59
Dallas	29	39	16	18	13	21
Denver	36	46	26	14	10	32
Detroit	65	99	43	40	22	59
Golden State	36	46	21	20	15	26
Houston	28	58	18	26	10	32
Indiana	70	94	45	37	25	57
L.A. Clippers	47	36	33	8	14	28
L.A. Lakers	22	59	12	28	10	31
Memphis	19	18	11	8	8	10
Miami	45	63	27	27	18	36
Milwaukee	71	89	45	35	26	54
Minnesota	22	27	16	9	6	18
New Orleans	14	14	8	7	6	7
New York	89	90	51	37	38	53
Oklahoma City	31	51	19	22	12	29
Orlando	44	55	26	24	18	31
Philadelphia	77	103	44	46	33	57
Phoenix	36	44	23	17	13	27
Portland	23	57	17	23	6	34
Sacramento	36	45	26	14	10	31
San Antonio	21	64	17	26	4	38
Toronto	39	38	24	15	15	23
Utah	29	53	20	21	9	32
Washington	84	91	51	36	33	55
<b>Totals</b>	<b>1339</b>	<b>1811</b>	<b>847</b>	<b>728</b>	<b>492</b>	<b>1083</b>





# 2015-16 BROOKLYN NETS MEDIA GUIDE

## Nets All-Time Coaching Records

Regular Season					Post Season		
Year	Coach	Wins	Losses	PCT	Wins	Losses	PCT
1967-68	Max Zaslofsky	36	42	.462	—	—	—
1968-69	Max Zaslofsky	17	61	.218	—	—	—
1969-70	York Larese	39	45	.462	3	4	.429
1970-71	Lou Carnesecca	40	44	.476	2	4	.333
1971-72	Lou Carnesecca	44	40	.524	10	9	.526
1972-73	Lou Carnesecca	30	54	.357	1	4	.200
1973-74	Kevin Loughery	55	29	.667	12	2	.857
1974-75	Kevin Loughery	58	26	.682	1	4	.200
1975-76	Kevin Loughery	55	29	.667	8	5	.615
1976-77	Kevin Loughery	22	60	.268	—	—	—
1977-78	Kevin Loughery	24	58	.293	—	—	—
1978-79	Kevin Loughery	37	45	.451	0	2	.000
1979-80	Kevin Loughery	34	48	.415	—	—	—
1980-81	Kevin Loughery	12	23	.343	—	—	—
1980-81	Bob MacKinnon	12	35	.255	—	—	—
1981-82	Larry Brown	44	38	.537	0	2	.000
1982-83	Larry Brown	47	29	.618	—	—	—
1982-83	Bill Blair	2	4	.333	0	2	.000
1983-84	Stan Albeck	45	37	.549	5	6	.455
1984-85	Stan Albeck	42	40	.512	0	3	.000
1985-86	Dave Wohl	39	43	.476	0	3	.000
1986-87	Dave Wohl	24	58	.293	—	—	—
1987-88	Dave Wohl	2	13	.133	—	—	—
1987-88	Bob MacKinnon	10	29	.256	—	—	—
1987-88	Willis Reed	7	21	.250	—	—	—
1988-89	Willis Reed	26	56	.317	—	—	—
1989-90	Bill Fitch	17	65	.207	—	—	—
1990-91	Bill Fitch	26	56	.317	—	—	—
1991-92	Bill Fitch	40	42	.489	1	3	.250
1992-93	Chuck Daly	43	39	.524	2	3	.400
1993-94	Chuck Daly	45	37	.549	1	3	.250
1994-95	Butch Beard	30	52	.366	—	—	—
1995-96	Butch Beard	30	52	.366	—	—	—
1996-97	John Calipari	26	56	.317	—	—	—
1997-98	John Calipari	43	39	.524	0	3	.000
1998-99	John Calipari	3	17	.150	—	—	—
1998-99	Don Casey	13	17	.433	—	—	—
1999-00	Don Casey	31	51	.378	—	—	—
2000-01	Byron Scott	26	56	.317	—	—	—
2001-02	Byron Scott	52	30	.634	11	9	.550
2002-03	Byron Scott	49	33	.598	14	6	.700
2003-04	Byron Scott	22	20	.520	—	—	—
2003-04	Lawrence Frank	25	15	.625	7	4	.630
2004-05	Lawrence Frank	42	40	.512	0	4	.000
2005-06	Lawrence Frank	49	33	.598	5	6	.455
2006-07	Lawrence Frank	41	41	.500	6	6	.500
2007-08	Lawrence Frank	34	48	.415	—	—	—
2008-09	Lawrence Frank	34	48	.415	—	—	—
2009-10	Lawrence Frank	0	16	.000	---	---	---
2009-10	Tom Barrise	0	2	.000	---	---	---
2009-10	Kiki Vandeweghe	12	52	.188	---	---	---
2010-11	Avery Johnson	24	58	.293	---	---	---
2011-12	Avery Johnson	22	44	.333	---	---	---
2012-13	Avery Johnson	14	14	.500	---	---	---
2012-13	P.J. Carlesimo	35	19	.648	3	4	.429
2013-14	Jason Kidd	44	38	.537	5	7	.417
2014-15	Lionel Hollins	38	44	.463	2	4	.333
<b>NBA TOTAL</b>		<b>1,339</b>	<b>1,811</b>	<b>.425</b>	<b>62</b>	<b>80</b>	<b>.437</b>
<b>OVERALL</b>		<b>1,713</b>	<b>2,181</b>	<b>.440</b>	<b>99</b>	<b>112</b>	<b>.469</b>



# 2015-16 BROOKLYN NETS MEDIA GUIDE

## Nets All-Time Assistant Coaches

1969-71	Bernie (Red) Sarachek, John Kresse
1971-73	John Kresse
1973-75	Rod Thorn
1975-76	Bill Melchionni
1976-78	Rod Thorn
1978-79	Phil Jackson, Dave Wohl
1979-81	Phil Jackson, Bob MacKinnon
1981-83	Bill Blair, Mike Schuler
1983-85	John Killilea, Herman Kull
1985-86	Bob MacKinnon, Paul Silas
1986-87	Gary St. Jean, Bob MacKinnon
1987-88	Gary St. Jean, Bob Wenzel
1988-89	Butch Beard, Lee Rose
1989-90	Butch Beard, Rick Carlisle
1990-92	Tom Newell, Rick Carlisle
1992-94	Brendan Suhr, Paul Silas, Rick Carlisle
1994-95	Paul Silas, John Wetzel, Jerry Eaves
1995-96	Clifford Ray, Stan Albeck, Jerry Eaves
1996-97	Don Casey, Kenny Gattison, Ed Schilling
1997-98	Don Casey, Kenny Gattison, Johnny Davis
1998-99	Don Casey, Kenny Gattison, Johnny Davis, Jim Lynam, Eddie Jordan, Mike O'Koren
1999-00	Jim Lynam, Eddie Jordan, Mike O'Koren
2000-01	Eddie Jordan, Mike O'Koren, Lawrence Frank
2001-02	Eddie Jordan, Mike O'Koren, Lawrence Frank
2002-03	Eddie Jordan, Mike O'Koren, Lawrence Frank
2003-04	Lawrence Frank, Larry Drew, Don Newman, Brian Hill, Tom Barrise
2004-05	Brian Hill, John Kuester, Bill Cartwright, Tom Barrise
2005-06	Bill Cartwright, Tom Barrise, Pat Sullivan
2006-07	Bill Cartwright, Tom Barrise, Pat Sullivan, Ryan Krueger
2007-08	Brian Hill, Bill Cartwright, Pat Sullivan, Tom Barrise
2008-09	Brian Hill, Tom Barrise, Roy Rogers, Doug Overton
2009-10	Tom Barrise, John Loyer, Del Harris, Roy Rogers, Doug Overton
2010-11	Sam Mitchell, Larry Krystkowiak, John Loyer, Popeye Jones, Tom Barrise
2011-12	P.J. Carlesimo, Mario Elie, Popeye Jones, Tom Barrise, Doug Overton
2012-13	P.J. Carlesimo, Mario Elie, Popeye Jones, Doug Overton, Patrick Spurgin
2013-14	Lawrence Frank, John Welch, Roy Rogers, Joe Prunty, Eric Hughes, Charles Klask, Jim Sann, Sean Sweeney
2014-15	Paul Westphal, Tony Brown, Joe Wolf, John Welch, Jay Humphries, Jim Sann
2015-16	Paul Westphal, Tony Brown, Joe Wolf, Jay Humphries, Steve Jones, Jim Sann



# 2015-16 BROOKLYN NETS MEDIA GUIDE

## Nets All-Time Attendance

	Games	Total	Average
1967-68	39	80,091	2,054
1968-69	39	43,195	1,108
1969-70	45	154,678	3,437
1970-71	45	210,043	4,668
1971-72	51	390,579	7,658
1972-73	44	300,081	7,449
1973-74	50	478,449	9,569
1974-75	45	415,312	9,229
1975-76	49	406,426	8,294
1976-77	41	284,259	6,928
1977-78	41	199,090	4,856
1978-79	41	198,990	4,853
1979-80	41	257,418	6,278
1980-81	41	302,061	7,367
1981-82	41	568,861	13,875
1982-83	41	530,808	12,947
1983-84	41	512,441	12,499
1984-85	41	501,963	12,243
1985-86	41	483,554	11,794
1985-86	41	483,554	11,794
1986-87	41	452,686	11,041
1987-88	41	476,054	11,611
1988-89	41	519,601	12,673
1989-90	41	497,838	12,142
1990-91	41	489,915	11,949
1991-92	41	517,356	12,618
1992-93	41	620,416	15,132
1993-94	41	658,304	16,056
1994-95	41	684,102	16,685
1995-96	41	638,144	15,564
1996-97	41	670,628	16,357
1997-98	41	*718,523	*17,525
1998-99	25	415,353	16,614
1999-00	41	643,623	15,698
2000-01	41	566,077	13,807
2001-02	41	564,194	13,761
2002-03	41	622,574	15,185
2003-04	41	613,051	14,952
2004-05	41	618,681	15,090
2005-06	41	691,543	16,867
2006-07	41	693,955	16,926
2007-08	41	641,921	15,657
2008-09	41	621,062	15,147
2009-10	41	537,230	13,103
2010-11	41	581,317	14,180
2011-12	33	460,719	13,961
2012-13	41	706,824	17,240
2013-14	41	707,331	17,251
2014-15	41	698,529	17,037

\* Indicates franchise record





# 2015-16 BROOKLYN NETS MEDIA GUIDE

## Nets All-Time Winning/Losing Streaks

Longest Winning Streaks		Longest Losing Streaks	
1976-77	3	1976-77	13
1977-78	3	1977-78	16
1978-79	5	1978-79	6
1979-80	3	1979-80	6
1980-81	5	1980-81	14
1981-82	5	1981-82	4
1982-83	11	1982-83	4
1983-84	7	1983-84	4
1984-85	4	1984-85	5
1985-86	5	1985-86	4
1986-87	4	1986-87	9
1987-88	3	1987-88	15
1988-89	2	1988-89	10
1989-90	3	1989-90	14
1990-91	3	1990-91	11
1991-92	5	1991-92	8
1992-93	6	1992-93	7
1993-94	5	1993-94	4
1994-95	3	1994-95	6
1995-96	5	1995-96	7
1996-97	2	1996-97	5
1997-98	5	1997-98	7
1998-99	4	1998-99	8
1999-00	4	1999-00	11
2000-01	3	2000-01	9
2001-02	6	2001-02	4
2002-03	10	2002-03	4
2003-04	14*	2003-04	5
2004-05	5	2004-05	9
2005-06	14*	2005-06	4
2006-07	4	2006-07	6
2007-08	5	2007-08	9
2008-09	4	2008-09	5
2009-10	2	2009-10	18*
2010-11	5	2010-11	8
2011-12	3	2011-12	8
2012-13	7	2012-13	5
2013-14	5	2013-14	5
2014-15	6	2014-15	7



# 2015-16 BROOKLYN NETS MEDIA GUIDE

## Nets All-Time Winning Streaks

14 Games	2005-06	Mar. 12-Apr. 6
14 Games	2003-04	Jan. 25-Feb. 24
11 Games	1982-83	Dec. 23-Jan. 12
10 Games	2005-06	Dec. 16-Jan. 8
10 Games	2002-03	Dec. 19-Jan. 6

## Nets All-Time Losing Streaks

18 Games	2009-10	Oct. 28-Dec. 2
16 Games	1977-78	Jan. 5-Feb. 3
15 Games	1987-88	Mar. 23-Apr. 21
14 Games	1980-81	Dec. 19-Jan. 16
14 Games	1989-90	Jan. 19-Feb. 20
13 Games	1976-77	Dec. 23-Jan. 21
12 Games	1976-77	Mar. 13-Apr. 3

## Nets All-Time Home Winning Streaks

15 Games	2013-14	Feb. 3 – Apr. 4
13 Games	2001-02	Feb. 17-Apr. 5
13 Games	2002-03	Nov. 18-Dec. 30
12 Games	2005-06	Dec. 16-Feb. 8
9 Games     3 times	2005-06 (last time)	Mar. 15-Apr. 6

## Nets All-Time Home Losing Streaks

14 Games	2009-10	Jan. 29-Mar. 22
7 Games     5 times	2014-15 (last time)	Jan. 5-Jan. 30
6 Games     9 times	2009-10 (last time)	Dec. 9-Dec. 28
5 Games     8 times	2011-12 (last time)	Apr. 10-Apr. 23

## Nets All-Time Road Winning Streaks

6 Games	2005-06	Mar. 12-Apr. 9
6 Games	2003-04	Jan. 27-Feb. 20
5 Games	1982-83	Dec. 18-Jan. 12
5 Games     2 times	2004-05 (last time)	Mar. 13-Apr. 5
4 Games     8 times	2007-08 (last time)	Dec. 20-Jan. 5

## Nets All-Time Road Losing Streaks

28 Games	1989-90	Dec. 23-Apr. 21
20 Games	1990-91	Jan. 28-Apr. 13
18 Games	1987-88	Nov. 13-Jan. 29
16 Games	1988-89	Feb. 18-Apr. 22
15 Games     3 times	2009-10 (last time)	Dec. 11-Feb. 9

\* Indicates franchise record



# 2015-16 BROOKLYN NETS MEDIA GUIDE

## Nets Team Record Highs

Category			Opponents	Date
POINTS	Game	157	Phoenix (2OT)	12/07/06
		148	Golden State (OT)	03/28/92
		147	@ Detroit	04/17/82
	First Half	81	Denver	12/11/83
	Second Half	82	Detroit	30/09/80
		82	Golden State	01/22/94
	First Quarter	46	Boston	02/08/00
	Second Quarter	43	@ New York	03/11/78
	Third Quarter	44	@ Charlotte	12/27/91
	Fourth Quarter	48	Detroit	03/09/80
FIELD GOALS MADE	Overtime	25	@ L.A. Clippers	11/30/96
	Game	61	Denver	12/11/83
		61	Golden State (OT)	03/28/92
	FIELD GOALS ATTEMPTED	Game	@ Golden State (4OT)	02/01/87
		123	Golden State	04/06/90
	FIELD GOAL PERCENTAGE	Game	@ Detroit	04/17/82
		(58-89) .652	Philadelphia	12/16/13
	3-POINT FIELD GOALS MADE	Game	@ New Orleans (OT)	03/24/14
	3-POINT FIELD GOALS ATTEMPTED	Game	@ New York	01/20/14
		38	Houston	01/24/93
3-POINT FIELD GOAL PERCENTAGE	Game	(4-4) 1.000	@ L.A. Clippers (OT)	11/30/96
	FREE THROWS MADE	Game	@ L.A. Clippers (OT)	11/30/96
	FREE THROWS ATTEMPTED	Game	Chicago	02/25/09
	FREE THROW PERCENTAGE	Game	Golden State	04/06/90
	REBOUNDS	Game	Golden State	04/06/90
	OFFENSIVE REBOUNDS	Game	Phoenix	03/27/06
	DEFENSIVE REBOUNDS	Game	Milwaukee	04/23/94
	ASSISTS	Game	@ Detroit (OT)	02/29/80
	PERSONAL FOULS	Game	@ Philadelphia	02/19/78
		41	Houston	02/19/82
STEALS	Game	23	Denver	12/12/91
	BLOCKED SHOTS	Game	Detroit	11/16/80
	Game	22	@ Philadelphia	02/19/78
	Game	4	Dallas	02/17/86
	Game	4	Washington	01/09/93
	MARGIN OF VICTORY	45 points	Washington	01/16/02
		44 points	Denver	02/07/09
		44 points	Washington	03/10/87
		42 points	Utah	02/14/80
		41 points	Cleveland	11/22/02
HIGHEST SCORES		41 points	Detroit	03/09/80
		40 points	Denver	12/12/91
	Game	157-(L)	Phoenix (2OT)	12/07/06
		148-(L)	Golden State (OT)	03/28/92
		147	@ Detroit	04/17/82
		147	Indiana (3OT)	10/30/85
		147	@ Golden State (4OT)	02/01/87





# 2015-16 BROOKLYN NETS MEDIA GUIDE

## Nets Team Record Lows

Category			Opponents	Date
POINTS	Game	62	Cleveland	01/28/97
	First Half	24	@ Cleveland	02/25/03
	Second Half	25	@ Seattle	11/21/89
		25	Cleveland	02/18/95
	First Quarter	8	@ Memphis	02/12/03
		8	@ Seattle	11/26/04
		8	Portland	11/18/06
	Second Quarter	8	@ Houston	03/08/03
		8	@ Chicago	03/18/08
	Third Quarter	5	@ San Antonio	12/31/12
	Fourth Quarter	9	Chicago	03/17/92
		9	@ Orlando	01/09/96
		9	New York	01/07/98
		9	@ Chicago	12/10/99
		9	Phoenix	11/04/08
	Overtime	2	@ Milwaukee	12/04/77
		2	Atlanta	04/19/88
		2	@ Miami (2OT)	04/14/10
FIELD GOALS MADE	Game	20	@ Washington	12/01/04
FIELD GOALS ATTEMPTED	Game	58	Cleveland	11/01/96
		58	Miami	11/17/07
FIELD GOAL PERCENTAGE	Game	.255 (25-98)	@ Utah	11/27/89
FREE THROWS MADE	Game	1	@ Minnesota	02/25/04
FREE THROWS ATTEMPTED	Game	5	@ Minnesota	02/25/04
FREE THROW PERCENTAGE	Game	.333 (4-12)	@ Houston	01/28/85
REBOUNDS	Game	17	Oklahoma City	01/31/14
OFFENSIVE REBOUNDS	Game	1	Sacramento	03/09/14
DEFENSIVE REBOUNDS	Game	13	@ Houston	01/03/79
		13	@ Philadelphia	03/22/86
		13	Utah	03/06/98
	Game	7	Miami	12/01/89
		7	@ Washington	12/01/04
ASSISTS		7	@ Atlanta	03/31/06
		7	@ Minnesota	11/22/13
	Game	9	vs. L.A. Lakers	03/29/15
	Game	0	@ Milwaukee	01/29/11
PERSONAL FOULS	Game	4	San Antonio	03/29/10
STEALS	Game	62	Cleveland	01/28/97
TURNOVERS		63	@ Memphis	12/13/03
		64	@ Indiana	12/05/01
		64	@ Miami	01/23/04
		64	Portland	11/09/04
		65	@ New York	03/19/04
LOWEST SCORES	Game			



# 2015-16 BROOKLYN NETS MEDIA GUIDE

## Nets Individual Single Game Records

Category		Player	Opponent	Date
POINTS (Game)	57	Deron Williams	@ Charlotte	03/04/12
POINTS (Half)	40	Deron Williams (2nd Half)	@ Charlotte	03/04/12
FIELD GOALS MADE	21	Ray Williams	@ Detroit	04/17/82
FIELD GOALS ATTEMPTED	40	John Williamson	@ Buffalo	03/04/78
FIELD GOAL PERCENTAGE (Min. 10 FGA)	1.000	Roy Hinson (13-13)	Philadelphia	03/22/88
3-POINT FGM	11	Deron Williams	Washington	03/08/13
3-POINT FGA	20	Vince Carter	Memphis	12/11/06
FREE THROWS MADE	23	Vince Carter	@ Miami	12/23/05
FREE THROWS ATTEMPTED	24	John Williamson	San Diego	12/09/78
	24	Vince Carter	@ Miami	12/23/05
	24	Devin Harris	Detroit	11/07/08
FREE THROW PERCENTAGE (Min. 10 FTA)	1.000	Deron Williams (21-21)	@ Charlotte	03/04/12
REBOUNDS	27	Buck Williams	@ Golden State (4OT)	02/01/87
	26	Maurice Lucas	San Antonio	02/24/80
	26	Charles Shackleford	@ Milwaukee	02/20/90
	26	Jayson Williams	Cleveland	11/13/97
	26	Reggie Evans	@ Portland	03/27/13
OFFENSIVE REBOUNDS	17	Jayson Williams	Indiana	10/31/97
DEFENSIVE REBOUNDS	22	Buck Williams	@ Golden State (4OT)	02/01/87
	19	Buck Williams	Detroit	01/21/84
	19	Charles Shackleford	Detroit	03/09/90
	19	Reggie Evans	Washington	03/08/13
ASSISTS	29	Kevin Porter	Houston	02/24/78
STEALS	11	Kendall Gill	Miami	04/03/99
BLOCKED SHOTS	13	Darryl Dawkins	Philadelphia	11/05/83
TURNOVERS	12	Kevin Porter	@ Philadelphia	11/09/77
	12	Jason Kidd	@ Atlanta	01/06/03
	12	Jason Kidd	Philadelphia	03/16/03
MINUTES	60	Buck Williams	@ Golden State (4OT)	02/01/87

## Nets Individual Barclays Center Single Game Records

Category		Player	Opponent	Date
POINTS	42	Deron Williams	Washington	03/08/13
FIELD GOALS MADE	15	Brook Lopez	Portland	04/06/15
	15	Brook Lopez	Toronto (OT)	01/30/15
	15	Deron Williams	Washington	03/08/13
FIELD GOALS ATTEMPTED	30	Jarrett Jack	Toronto (OT)	01/30/15
	28	Brook Lopez	Toronto (OT)	01/30/15
	25	Joe Johnson	Miami (2OT)	01/10/14
	25	Brook Lopez	Portland	04/06/15
	25	Brook Lopez	L.A. Lakers	02/05/13
FIELD GOAL PERCENTAGE (Min. 10 FGA)	.909	Mason Plumlee (10-11)	Houston	01/12/15
3-POINT FGM	11	Deron Williams	Washington	03/08/13
3-POINT FGA	16	Deron Williams	Washington	03/08/13
FREE THROWS MADE	14	Paul Pierce	Philadelphia	02/03/14
FREE THROWS ATTEMPTED	16	Mason Plumlee	Sacramento	12/29/14
	16	Reggie Evans	Washington	03/08/13
FREE THROW PERCENTAGE (Min. 10 FTA)	1.000	Brook Lopez (10-10)	Atlanta	04/08/15
	1.000	Paul Pierce (14-14)	Philadelphia	02/03/14
	1.000	Brook Lopez (10-10)	Toronto	01/15/13
REBOUNDS	24	Reggie Evans	Philadelphia	04/09/13
	24	Reggie Evans	Washington	03/08/13
OFFENSIVE REBOUNDS	10	Brook Lopez	Toronto	04/03/15
DEFENSIVE REBOUNDS	19	Reggie Evans	Washington	03/08/13
ASSISTS	14	Deron Williams	New York (OT)	11/26/12
STEALS	7	Shaun Livingston	Philadelphia	02/03/14
BLOCKED SHOTS	6	Brook Lopez	New York	02/06/15
TURNOVERS	7	Brook Lopez	Milwaukee (3OT)	11/19/14
	7	Deron Williams	Dallas	03/01/13
	7	Brook Lopez	Orlando	11/11/12
MINUTES	53	Thaddeus Young	Milwaukee (3OT)	03/20/15



# 2015-16 BROOKLYN NETS MEDIA GUIDE

## Nets Rookie Records

Category			Player	Opponent	Date
POINTS	Season	1909	Bernard King (24.2)		1977-78
	Game	45	Cliff Robinson	Detroit	03/09/80
FIELD GOALS MADE	Season	798	Bernard King (10.1)		1977-78
	Game	20	Bernard King	Phoenix	01/04/78
FIELD GOALS ATTEMPTED	Season	1665	Bernard King (21.1)		1977-78
	Game	34	Bernard King	@ Milwaukee	01/17/78
3-POINT FGM	Season	158	Kerry Kittles (1.9)		1996-97
	Game	6	Bojan Bogdanovic	Washington	04/10/15
3-POINT FGA	Game	6	Kerry Kittles	@ Cleveland	02/17/97
	Season	419	Kerry Kittles (5.1)		1996-97
FREE THROWS MADE	Game	13	Kerry Kittles	Philadelphia	04/16/97
	Season	323	Derrick Coleman (4.4)		1990-91
FREE THROWS ATTEMPTED	Game	15	Mike Gminski	Philadelphia	12/14/80
		15	Derrick Coleman	Miami	02/06/91
REBOUNDS	Season	462	Bernard King (5.8)		1977-78
	Game	20	Derrick Coleman	Denver	02/15/91
OFFENSIVE REBOUNDS	Season	1005	Buck Williams (12.3)		1981-82
	Game	23	Buck Williams	Golden State	02/12/82
DEFENSIVE REBOUNDS		23	Derrick Coleman	Philadelphia	11/27/90
	Season	347	Buck Williams (4.2)		1981-82
ASSISTS	Game	10	Mike O'Koren	Houston	11/21/80
	Season	658	Buck Williams (8.0)		1981-82
STEALS	Game	18	Derrick Coleman	Philadelphia	11/27/90
	Season	301	Dwayne Washington (4.2)		1986-87
BLOCKED SHOTS	Game	15	Darwin Cook	Chicago (OT)	02/11/81
		14	Chris Childs	Milwaukee	02/01/95
		14	Terrence Williams	New Orleans	04/03/10
	Season	157	Kerry Kittles (1.91)		1996-97
	Game	8	Eddie Jordan	Phoenix	01/04/78
	Season	151	Brook Lopez (1.84)		2008-09
	Game	8	Mike Gminski	@ Milwaukee	01/06/81
	Game	8	Sean Williams	Sacramento	12/18/07





# 2015-16 BROOKLYN NETS MEDIA GUIDE

## Nets All-Time Triple-Doubles

Player	Opponent	Date	Pts	Asts	Rebs
Al Skinner	@ Boston	03/27/77	23	11	11
Bernard King	L.A. Lakers	01/12/79	32	11	13
Eddie Jordan	Houston	02/18/79	19	10	13
Maurice Lucas	San Antonio	02/24/80	23	10	26
M.R. Richardson	Phoenix	01/04/85	26	12	11
M.R. Richardson	Boston (OT)	03/27/85	14	11	11
M.R. Richardson	Indiana (3 OT)	10/30/85	38	11	11
Orlando Woolridge	@ Golden State (4 OT)	02/01/87	24	10	11
John Bagley	@ Dallas	02/01/88	19	10	10
Lester Conner	@ Golden State	02/02/89	13	13	11
Lester Conner	Seattle	02/07/89	13	11	10
Lester Conner	Charlotte	03/02/89	13	11	13
Chris Morris	@ Orlando	04/21/91	17	10	14
Derrick Coleman	@ Charlotte	12/27/91	19	11	12
Kenny Anderson	L.A. Clippers	12/10/92	26	12	10
Kenny Anderson	Charlotte	12/28/92	13	11	11
Rumeal Robinson	Cleveland	04/10/93	17	11	12
Derrick Coleman	Boston	04/15/93	33	10	15
Rumeal Robinson	Orlando	04/23/93	22	10	10
Kenny Anderson	Houston	11/16/93	24	12	13
Kenny Anderson	Miami (2 OT)	12/13/93	32	11	10
Kenny Anderson	Golden State	01/22/94	20	10	10
Derrick Coleman	Philadelphia	03/06/94	13	10	12
Derrick Coleman	@ Philadelphia	04/19/94	31	10	12
Chris Childs	Chicago	03/16/96	18	14	10
Jim Jackson	Milwaukee	04/10/97	24	10	11
Jim Jackson	Atlanta	04/20/97	25	12	10
Stephon Marbury	Chicago	01/20/01	33	12	11
Kenyon Martin	Milwaukee	03/05/01	18	11	15
Jason Kidd	@ L.A. Clippers	11/22/01	16	12	11
Jason Kidd	@ Sacramento	11/24/01	16	12	10
Jason Kidd	San Antonio	01/14/02	16	12	10
Jason Kidd	Milwaukee	01/31/02	21	13	10
Jason Kidd	Toronto	02/02/02	31	10	10
Jason Kidd	Golden St.	02/19/02	26	12	12
Jason Kidd	Miami	03/15/02	11	14	12
Jason Kidd	@ Cleveland	03/19/02	30	10	10
Jason Kidd	@ Chicago	11/09/02	25	12	11
Jason Kidd	Washington	12/13/02	11	10	10
Jason Kidd	Orlando	02/23/03	26	15	11
Richard Jefferson	Houston	03/31/03	30	11	10
Jason Kidd	@ Atlanta	04/09/03	23	12	11
Jason Kidd	Minnesota	10/31/03	21	14	11
Jason Kidd	San Antonio	11/12/03	14	13	12
Jason Kidd	@ Seattle	11/25/03	13	10	11
Jason Kidd	Milwaukee	12/05/03	16	11	10
Jason Kidd	@ Detroit	12/26/03	24	12	11
Jason Kidd	@ Indiana	12/27/03	16	14	10
Jason Kidd	Philadelphia	02/08/04	14	10	13
Jason Kidd	Atlanta	02/18/04	15	10	13
Jason Kidd	Chicago	03/12/04	13	13	10
Jason Kidd	@ Orlando	01/08/05	22	11	11
Jason Kidd	@ Dallas	01/15/05	10	11	10
Jason Kidd	Philadelphia	02/07/05	22	16	11
Jason Kidd	L.A. Lakers	02/09/05	28	12	12

Player	Opponent	Date	Pts	Asts	Rebs
Jason Kidd	Sacramento	02/16/05	19	10	11
Jason Kidd	@ Orlando	03/13/05	14	10	10
Jason Kidd	New York	04/07/05	28	12	10
Jason Kidd	Philadelphia	04/17/05	11	16	10
Jason Kidd	Chicago	11/05/05	10	11	11
Jason Kidd	Orlando	01/06/06	16	13	11
Jason Kidd	@ Utah	01/23/06	17	10	12
Vince Carter	Miami	02/04/06	28	10	13
Jason Kidd	@ Milwaukee	02/21/06	12	13	12
Jason Kidd	Toronto	03/04/06	14	15	13
Jason Kidd	@ Houston	03/13/06	11	10	10
Jason Kidd	Charlotte	04/06/06	13	12	10
Jason Kidd	@ Milwaukee	04/09/06	11	10	12
Jason Kidd	Toronto	11/01/06	14	10	10
Jason Kidd	@ Washington (OT)	11/12/06	15	18	11
Jason Kidd	Phoenix (2 OT)	12/07/06	38	14	14
Jason Kidd	Memphis	12/11/06	12	13	10
Jason Kidd	Milwaukee	12/13/06	10	10	10
Jason Kidd	Golden State	12/18/06	10	12	11
Jason Kidd	@ Chicago	01/11/07	23	11	14
Jason Kidd	@ Sacramento	01/22/07	18	10	10
Jason Kidd	Sacramento	02/23/07	22	10	13
Jason Kidd	@ Philadelphia	03/04/07	11	14	14
Jason Kidd	Washington (OT)	04/07/07	10	18	16
Vince Carter	Washington (OT)	04/07/07	46	10	16
Jason Kidd	New York	04/13/07	13	11	14
Vince Carter	@ New York	04/16/07	29	10	12
Jason Kidd	Philadelphia	11/03/07	16	14	10
Jason Kidd	Orlando	11/16/07	11	19	10
Jason Kidd	@ Portland	11/21/07	12	11	13
Jason Kidd	Memphis	11/27/07	12	15	12
Jason Kidd	@ Washington	12/09/07	13	10	13
Jason Kidd	LA Clippers	12/11/07	11	10	11
Jason Kidd	Golden State	12/22/07	15	11	12
Jason Kidd	Charlotte	01/04/08	11	10	12
Jason Kidd	@ Atlanta	01/05/08	10	13	13
Jason Kidd	Charlotte	01/08/08	13	11	12
Jason Kidd	@ Denver	01/25/08	13	11	10
Jason Kidd	@ Charlotte	02/08/08	19	11	13
Vince Carter	New Orleans	02/03/09	15	10	12
Rafer Alston	@ Orlando	11/13/09	17	10	10
Terrence Williams	Chicago	04/09/10	27	10	13

Player	Opponent	Date	Pts	Blks	Rebs
George Johnson	@ New Orleans	03/21/78	17	12	13
Shawn Bradley	Washington	03/14/96	19	11	17
Shawn Bradley	Toronto	04/17/96	11	12	10
Shawn Bradley	Boston	04/19/96	17	10	13
Shawn Bradley	Boston	12/21/96	17	11	15
Shawn Bradley	Indiana	02/06/97	14	14	11

Player	Opponent	Date	Pts	Blks	Stls
Kendall Gill	Miami	04/03/99	15	10	11

RECORDS



# 2015-16 BROOKLYN NETS MEDIA GUIDE

## Nets Individual NBA Honors

### NBA Player of the Week

Week Ending	Player
04/05/15	Brook Lopez
03/29/15	Brook Lopez
11/09/14	Deron Williams
03/23/14	Joe Johnson
03/02/09	Devin Harris
12/01/08	Devin Harris
03/18/07	Jason Kidd
02/25/07	Vince Carter
12/25/05	Vince Carter
04/17/05	Jason Kidd
04/10/05	Vince Carter
02/01/05	Vince Carter
12/12/04	Richard Jefferson
04/04/04	Richard Jefferson
02/08/04	Kenyon Martin
02/01/04	Jason Kidd
12/28/03	Jason Kidd
04/06/03	Jason Kidd
03/31/03	Richard Jefferson
12/29/02	Lucious Harris
12/22/02	Jason Kidd
03/24/02	Jason Kidd
02/03/02	Jason Kidd
12/31/01	Jason Kidd
11/12/00	Stephon Marbury
01/25/98	Jayson Williams
04/12/98	Sam Cassell
02/18/96	Armon Gilliam
01/23/94	Kenny Anderson
03/14/93	Rumeal Robinson
12/06/92	Drazen Petrovic
04/05/92	Mookie Blaylock
11/10/85	Buck Williams
04/14/85	Micheal Ray Richardson
12/30/84	Micheal Ray Richardson
01/22/84	Buck Williams
01/09/83	Mickey Johnson
12/05/82	Buck Williams
04/18/82	Ray Williams
02/15/81	Mike Newlin
03/09/80	Cliff Robinson

### NBA Player of the Month

Month	Player
April, 2007	Vince Carter
December, 2005	Vince Carter
February, 2005	Vince Carter
February, 2004	Kenyon Martin
December 2002	Jason Kidd
November 2001	Jason Kidd

### NBA Coach of the Month

Month	Coach
March, 2014	Jason Kidd
January, 2014	Jason Kidd
November, 2012	Avery Johnson
April, 2007	Lawrence Frank
March, 2006	Lawrence Frank
April, 2005	Lawrence Frank
February, 2004	Lawrence Frank
December, 2003	Byron Scott
December, 2002	Byron Scott

### NBA Rookie of the Month

Month	Player
April, 2015	Bojan Bogdanovic
April, 2010	Terrence Williams
February, 2009	Brook Lopez
January, 2009	Brook Lopez
January, 2002	Richard Jefferson
March, 2001	Kenyon Martin (Co-Rookie)
November, 2000	Kenyon Martin
December, 1996	Kerry Kittles
April, 1991	Derrick Coleman
January, 1991	Derrick Coleman
November, 1990	Derrick Coleman
February, 1982	Buck Williams

### NBA Rookie of the Year

Player	Year
Derrick Coleman	1990-91
Buck Williams	1981-82

### All-Rookie Team

Player	Year
Bojan Bogdanovic	2014-15 Second Team
Mason Plumlee	2013-14 First Team
MarShon Brooks	2011-12 Second Team
Brook Lopez	2008-09 First Team
Marcus Williams	2006-07 Second Team
Nenad Krstic	2004-05 Second Team
Richard Jefferson	2001-02 Second Team
Kenyon Martin	2000-01 First Team
Keith Van Horn	1997-98 First Team
Kerry Kittles	1996-97 Second Team
Derrick Coleman	1990-91 First Team
Chris Morris	1988-89 Second Team
Buck Williams	1981-82
Calvin Natt	1979-80
Bernard King	1977-78

### All-Defensive Team

Player	Year
Jason Kidd	2006-07 Second Team
Jason Kidd	2005-06 First Team
Jason Kidd	2004-05 Second Team
Jason Kidd	2003-04 Second Team
Jason Kidd	2002-03 Second Team
Jason Kidd	2001-02 First Team
Buck Williams	1987-88 Second Team

### All-NBA Team

Player	Year
Jason Kidd	2002-03 Second Team
Jason Kidd	2001-02 First Team
Stephon Marbury	1999-00 Third Team
Derrick Coleman	1993-94 Third Team
Derrick Coleman	1992-93 Third Team
Drazen Petrovic	1992-93 Third Team
Buck Williams	1982-83 Second Team



# 2015-16 BROOKLYN NETS MEDIA GUIDE

## NBA All Star Team

Player	Year
Joe Johnson	2014
Brook Lopez	2013
Deron Williams	2012
Devin Harris	2009
Jason Kidd	2008 (S)
Vince Carter	2007
Jason Kidd	2007
Vince Carter	2006 (S)
Vince Carter	2005 (S)
Jason Kidd	2004
Kenyon Martin	2004
Jason Kidd	2003

Player	Year
Jason Kidd	2002 (S)
Stephon Marbury	2001
Jayson Williams	1998
Kenny Anderson	1994 (S)
Derrick Coleman	1994 (S)
Buck Williams	1986
Micheal Ray Richardson	1985
Otis Birdsong	1984
Buck Williams	1983
Buck Williams	1982

## All Star Head Coach

Coach	Year
Byron Scott	2002

## Nets All-Time All-Star Game Statistics

Player	Season	MIN	FGM	FGA	FTM	FTA	REB	AST	PF	PTS	AVG
BUCK WILLIAMS	1982	22	2	7	0	2	10	1	3	4	
	1983	19	3	4	2	4	7	1	0	8	
	1986	20	5	8	3	5	7	4	0	13	
	TOTALS	61	10	19	5	11	24	6	3	25	8.3
OTIS BIRDSONG	1984	12	1	5	0	0	3	1	1	2	2.0
MICHEAL RAY RICHARDSON	1985	13	2	8	1	2	2	1	3	5	5.0
DERRICK COLEMAN	1994	18	1	6	0	0	3	1	3	2	2.0
KENNY ANDERSON	1994	16	3	10	0	0	4	3	2	6	6.0
JAYSON WILLIAMS	1998	19	2	3	0	0	10	1	0	4	4.0
STEPHON MARBURY	2001	18	5	9	0	2	0	4	2	12	12.0
JASON KIDD	2002	18	1	2	0	0	1	3	0	2	
	2003	33	4	9	2	2	5	10	0	11	
	2004	22	4	6	3	4	3	10	1	14	
	2007	DNP									
	2008	25	1	2	0	0	4	10	0	2	
	TOTALS	98	10	19	5	6	13	33	1	29	7.3
KENYON MARTIN	2004	23	8	10	1	2	7	3	1	17	17.0
VINCE CARTER	2005	18	4	8	0	0	3	1	0	11	
	2006	18	2	5	1	2	4	2	3	5	
	2007	16	3	7	1	2	1	2	1	7	
	TOTALS	52	9	20	2	4	8	5	4	23	7.7
DEVIN HARRIS	2009	17	3	6	0	0	1	0	0	6	6.0
DERON WILLIAMS	2012	18	8	11	0	0	3	4	2	20	20.0
BROOK LOPEZ	2013	11	0	1	3	4	5	3	1	3	3.0
JOE JOHNSON	2014	10	2	7	0	0	1	1	0	5	5.0





# 2015-16 BROOKLYN NETS MEDIA GUIDE

## Opponent Team Record Highs

Category			Opponents	Date
POINTS	Game	161	vs. Phoenix (2OT)	12/07/06
		153	Golden State (OT)	03/28/92
		151	@ San Antonio	11/25/78
	First Half	80	@ Atlanta	01/05/85
	Second Half	84	@ Boston	04/13/86
	First Quarter	49	@ Atlanta	01/05/85
	Second Quarter	49	Dallas	12/02/09
	Third Quarter	49	@ Philadelphia	02/14/90
	Fourth Quarter	48	@ Atlanta	04/15/97
	Overtime	21	@ Washington	02/09/88
	Game	63	@ Denver	11/22/88
FIELD GOALS MADE				
FIELD GOALS ATTEMPTED	Game	129	Milwaukee (3OT)	03/20/15
		124	@ Golden State (4OT)	02/01/87
		115	@ L.A. Lakers	02/22/80
FIELD GOAL PERCENTAGE	Game	(48-70) .686	@ Philadelphia	03/22/86
3-POINT FGM	Game	19	@ Houston	11/29/13
3-POINT FGA	Game	49	@ Dallas	03/05/96
3-POINT FIELD GOAL PCT	Game	(4-4) 1.000	@ San Antonio	02/02/88
		(4-4) 1.000	Boston	03/25/92
		(4-4) 1.000	@ Milwaukee	12/17/92
FREE THROWS MADE	Game	51	Dallas	02/17/86
FREE THROWS ATTEMPTED	Game	60	Atlanta	02/06/99
FREE THROW PERCENTAGE	Game	(33-33) 1.000	@ Boston	03/18/90
		(14-14) 1.000	@ Chicago	03/02/13
REBOUNDS	Game	81	Milwaukee (3OT)	03/20/15
		70	@ Detroit	12/26/87
OFFENSIVE REBOUNDS	Game	38	Milwaukee (3OT)	03/20/15
		29	@ Milwaukee	01/06/81
		29	Chicago	03/28/91
DEFENSIVE REBOUNDS	Game	54	@ Denver	11/17/76
ASSISTS	Game	45	@ New Orleans	12/22/77
		45	@ Milwaukee	03/24/81
		45	@ Denver	01/27/82
PERSONAL FOULS	Game	43	@ L.A. Clippers (OT)	11/30/96
STEALS	Game	22	Detroit	11/16/80
		22	Philadelphia	01/14/86
		22	@ Seattle	01/27/94
BLOCKED SHOTS	Game	19	Washington	01/07/87
		19	@ Denver	11/24/87
		19	Orlando	11/20/93
TURNOVERS	Game	35	Detroit	10/13/80
		35	Chicago	02/23/83
DISQUALIFICATIONS	Game	5	Indiana (OT)	02/08/78
		3	New Orleans	10/21/77
		3	@ Chicago	11/11/78
		3	Cleveland	01/21/83
		3	Cleveland	11/01/83
		3	@ Indiana	12/17/88
		3	@ Sacramento	03/16/94
		3	@ Houston	10/18/78
MARGIN OF VICTORY	52 points	(139-87)	Washington	11/17/78
	49 points	(143-94)	@ Memphis	12/13/03
	47 points	(110-63)	@ Chicago	01/04/92
	44 points	(140-96)	@ Portland	02/26/14
	44 points	(124-80)	Phoenix (2OT)	12/07/06
HIGHEST SCORES		161	Golden State (OT)	03/28/92
		151	@ San Antonio	11/25/78
		150	@ Golden State (4OT)	02/01/87
		147	@ L.A. Lakers	11/25/83



# 2015-16 BROOKLYN NETS MEDIA GUIDE

## Opponent Team Record Lows

Category			Opponents	Date
POINTS	Game	60	Portland	11/09/04
	First Half	26	Denver	12/12/91
		26	@ Denver	01/27/03
	Second Half	25	Philadelphia	12/12/14
		25	Portland	03/15/06
		25	@ Philadelphia	01/31/09
		25	@ Charlotte	03/06/13
	First Quarter	7	Utah	12/17/08
	Second Quarter	6	Boston	01/09/90
	Third Quarter	6	Chicago	11/27/01
	Fourth Quarter	5	Portland	03/15/06
	Overtime	2	Miami (2 <sup>nd</sup> OT)	01/10/14
	Game	19	Portland	11/09/04
	Game	56	@ Denver	01/27/03
FIELD GOALS MADE	Game	(19-78) .244	Portland	11/09/04
FIELD GOALS ATTEMPTED	Game	3	@ Memphis	01/25/13
FIELD GOAL PERCENTAGE	Game	5	Washington	04/06/99
FREE THROWS MADE	Game	(6-23) .261	Orlando	12/12/94
FREE THROWS ATTEMPTED	Game	23	Indiana	02/27/87
FREE THROW PERCENTAGE	Game	2	@ Milwaukee	12/20/03
REBOUNDS		2	vs. Oklahoma City	12/04/12
OFFENSIVE REBOUNDS	Game	12	Indiana	02/27/87
DEFENSIVE REBOUNDS	Game	6	Dallas	02/10/98
ASSISTS	Game	7	@ Orlando	03/25/11
PERSONAL FOULS	Game	0	San Antonio	02/14/11
STEALS	Game	4	@ Dallas	01/20/04
TURNOVERS		4	Portland	02/23/10
LOWEST SCORES	Game	60	Portland	11/09/04
		61	Minnesota	10/31/03
		65	Washington	12/13/02
		65	Portland	03/15/06
		67	Washington	01/16/02
		68	@ Charlotte	01/13/98
		68	Chicago	11/27/01
		68	@ Orlando	11/09/12
		69	Atlanta	02/07/99



# 2015-16 BROOKLYN NETS MEDIA GUIDE

## Opponent Individual Single Game Records

Category		Player	Opponent	Date
POINTS	60	Bernard King	@ New York	12/25/84
FIELD GOALS MADE	24	Calvin Murphy	@ Houston	03/18/78
FIELD GOALS ATTEMPTED	40	Calvin Murphy	@ Houston	03/18/78
FIELD GOAL PERCENTAGE (Min. 10 FGA)	1.000	Serge Ibaka (12-12)	Oklahoma City	01/31/14
3-POINT FIELD GOALS MADE	8	Dennis Scott	Orlando	02/29/96
	8	Carlos Delfino	@ Milwaukee	03/18/11
	8	C.J. Miles	Cleveland	12/29/12
	8	Randy Foye	@ Utah	03/30/13
3-POINT FIELD GOALS ATTEMPTED	20	George McCloud	@ Dallas	03/05/96
FREE THROWS MADE	26	Michael Jordan	@ Chicago	02/26/87
FREE THROWS ATTEMPTED	27	Michael Jordan	@ Chicago	02/26/87
FREE THROW PERCENTAGE (Min. 14 FTA)	1.000	Magic Johnson (16-16)	L.A. Lakers	01/19/87
	1.000	Shareef Abdur-Rahim (16-16)	@ Atlanta	02/12/02
	1.000	James Harden (16-16)	Houston	04/01/14
	1.000	Kyrie Irving (14-14)	Cleveland	11/13/12
REBOUNDS	30	Kareem Abdul-Jabbar	L.A. Lakers (OT)	02/03/78
	30	Swen Nater	@ Buffalo	03/04/78
OFFENSIVE REBOUNDS	18	Zaza Pachulia	Milwaukee (3OT)	03/20/15
	13	Andre Drummond	Detroit	12/21/14
	13	Moses Malone	Houston	01/04/80
	13	Dennis Rodman	Chicago	03/14/97
	13	Ersan Ilyasova	Milwaukee	02/19/12
DEFENSIVE REBOUNDS	23	Kareem Abdul-Jabbar	L.A. Lakers (OT)	02/03/78
	20	Swen Nater	@ Buffalo	03/04/78
	20	Wes Unseld	@ Washington	03/26/78
ASSISTS	22	Allan Leavell	@ Houston	01/25/83
	22	Mark Jackson	@ Denver	01/20/97
STEALS	10	Gus Williams	Seattle	02/22/78
	10	Michael Jordan	@ Chicago	01/29/88
BLOCKED SHOTS	15	Shaquille O'Neal	Orlando	11/20/93
TURNOVERS	14	John Drew	Atlanta	03/01/78

## Opponent Individual Barclays Center Single Game Records

Category		Player	Opponent	Date
POINTS	45	Carmelo Anthony	New York	12/11/12
FIELD GOALS MADE	15	Carmelo Anthony	New York	12/11/12
	15	Anderson Varejao	Cleveland	11/13/12
FIELD GOALS ATTEMPTED	26	Damian Lillard	Portland	04/06/15
	26	Michael Carter-Williams	Milwaukee (3OT)	03/20/15
	26	Brandon Jennings	Milwaukee (OT)	02/19/13
FIELD GOAL PERCENTAGE (Min. 10 FGA)	1.000	Serge Ibaka (12-12)	Oklahoma City	01/31/14
3-POINT FIELD GOALS MADE	8	C.J. Miles	Cleveland	12/29/12
3-POINT FIELD GOALS ATTEMPTED	12	Stephen Curry	Golden State	03/02/15
FREE THROWS MADE	16	James Harden	Houston	04/01/14
FREE THROWS ATTEMPTED	16	James Harden	Houston	04/01/14
	16	Carmelo Anthony	New York (OT)	11/26/12
FREE THROW PERCENTAGE (Min. 10 FTA)	1.000	James Harden (16-16)	Houston	04/01/14
REBOUNDS	23	Omer Asik	Houston	04/01/14
OFFENSIVE REBOUNDS	18	Zaza Pachulia	Milwaukee (3OT)	03/20/15
	13	Andre Drummond	Detroit	12/21/14
DEFENSIVE REBOUNDS	17	Omer Asik	Houston	04/01/14
ASSISTS	15	Jeff Teague	Atlanta	03/17/13
STEALS	6	Robert Covington	Philadelphia	01/09/15
	6	Paul George	Indiana	01/13/13
BLOCKED SHOTS	6	Roy Hibbert	Indiana	01/13/13
	6	Larry Sanders	Milwaukee (OT)	02/19/13
TURNOVERS	7	Eric Bledsoe	Phoenix (OT)	03/06/15
	7	Reggie Jackson	Oklahoma City	11/03/14
	7	Isaiah Thomas	Sacramento	03/09/14
	7	Stephen Curry	Golden State	01/08/14
	7	Jeff Teague	Atlanta	01/06/14
	7	Enes Kanter	Utah	11/05/13
	7	Raymond Felton	New York	12/11/12
MINUTES	55	Khris Middleton	Milwaukee (3OT)	03/20/15





# 2015-16 BROOKLYN NETS MEDIA GUIDE

## Opponent All-Time Triple-Doubles

Player	Opponent	Date	PTS	REB	AST
Jamaal Wilkes	@ L.A. Lakers	11/25/77	17	13	10
Sam Lacey	@ Kansas City	03/08/78	11	23	11
Ricky Sobers	@ Indiana	04/04/78	22	11	13
Ray Williams	New York	10/19/79	31	11	11
Magic Johnson	L.A. Lakers (OT)	02/08/80	19	13	13
Mickey Johnson	Milwaukee	12/17/80	18	10	11
Micheal Ray Richardson	@ New York	11/10/81	20	15	12
Larry Bird	Boston (OT)	01/11/82	25	14	10
Adrian Dantley	@ Utah	01/26/82	39	10	11
Larry Bird	Boston	10/25/85	21	12	10
Paul Pressey	@ Milwaukee	03/25/86	11	10	10
Charles Barkley	@ Philadelphia	03/27/87	28	15	10
Lafayette Lever	@ Denver	11/24/87	21	13	14
Magic Johnson	L.A. Lakers	12/08/87	13	13	14
Michael Jordan	@ Chicago	01/02/88	25	10	10
Michael Jordan	@ Chicago	04/02/89	28	14	12
Michael Jordan	Chicago	04/14/89	29	10	12
Larry Bird	@ Boston	11/15/89	12	15	10
Tim Hardaway	@ Golden State	02/02/90	12	10	14
Larry Bird	@ Boston	03/18/90	29	18	11
Charles Barkley	Philadelphia	03/19/90	29	15	10
Darrell Walker	Washington	04/01/90	14	11	12
Michael Adams	@ Denver	01/31/91	45	11	12
Shaquille O'Neal	@ Orlando	11/20/93	24	28	15
Grant Hill	@ Detroit	12/15/95	19	10	12
Hakeem Olajuwon	@ Houston	12/28/95	22	10	18
Grant Hill	Detroit	01/13/96	26	13	13
Grant Hill	Detroit	02/01/97	22	11	11
Marcus Camby	Toronto	04/14/98	15	12	11
Charles Outlaw	@ Orlando	04/17/98	25	13	10
Chris Webber	@ Sacramento	11/23/99	26	22	10
Dikembe Mutombo	Atlanta	02/15/00	21	13	11
Steve Francis	@ Houston	01/24/02	23	12	11
Jay Williams	@ Chicago	11/09/02	26	14	13
Tracy McGrady	Orlando	02/23/03	46	10	13
Paul Pierce	@ Boston	02/02/05	28	10	10
LeBron James	@ Cleveland	02/01/06	26	11	10
Baron Davis	@ Golden State	01/24/08	25	12	10
Jrue Holiday	Philadelphia	02/02/11	11	10	11
Ben Uzoh	@ Toronto	04/26/12	12	11	12
Evan Turner	Boston	03/23/15	19	10	12



# 2015-16 BROOKLYN NETS MEDIA GUIDE

## Nets Individual Career Top 10 Leaders

### Games Played

1.	Buck Williams	635
2.	Mike Gminski	550
3.	Jason Collins	532
4.	Chris Morris	510
5.	Jason Kidd	506
6.	Kerry Kittles	496
7.	Richard Jefferson	489
8.	Darwin Cook	464
9.	Lucious Harris	456
10.	Jan van Breda Kolff	434

### Minutes Played

1.	Buck Williams	23,100
2.	Jason Kidd	18,737
3.	Richard Jefferson	17,499
4.	Kerry Kittles	16,686
5.	Chris Morris	15,274
6.	Vince Carter	14,157
7.	Mike Gminski	13,638
8.	<b>Brook Lopez</b>	<b>13,439</b>
9.	Jason Collins	12,664
10.	Derrick Coleman	12,449

### Consecutive Games Played

1.	Darwin Cook	319	(80-81 through 84-85)
2.	Buck Williams	292	(83-84 through 87-88)
3.	<b>Brook Lopez</b>	<b>246</b>	<b>(08-09 through 10-11)</b>
4.	Armon Gilliam	235	(93-94 through 95-96)
5.	Mike Gminski	216	(82-83 through 84-85)
	Buck Williams	216	(81-82 through 83-84)
6.	Lester Conner	199	(88-89 through 90-91)

### Points

1.	Buck Williams	10,440
2.	Vince Carter	8,834
3.	Richard Jefferson	8,507
4.	<b>Brook Lopez</b>	<b>7,404</b>
5.	Jason Kidd	7,373
6.	Kerry Kittles	7,096
7.	Derrick Coleman	6,930
8.	Chris Morris	6,762
9.	Mike Gminski	6,415
10.	Otis Birdsong	5,968

### Field Goals Made

1.	Buck Williams	3,981
2.	Vince Carter	3,126
3.	Richard Jefferson	2,936
4.	<b>Brook Lopez</b>	<b>2,898</b>
5.	Kerry Kittles	2,751
6.	Otis Birdsong	2,627
7.	Jason Kidd	2,613
8.	Chris Morris	2,608
9.	Derrick Coleman	2,473
10.	Albert King	2,346

### Field Goal Attempted

1.	Buck Williams	7,234
2.	Vince Carter	6,987
3.	Jason Kidd	6,558
4.	Kerry Kittles	6,264
5.	Richard Jefferson	6,179
6.	Chris Morris	5,875
7.	<b>Brook Lopez</b>	<b>5,669</b>
8.	Derrick Coleman	5,368
9.	Otis Birdsong	5,263
10.	Mike Gminski	5,034

### 3-Point Field Goals Made

1.	Jason Kidd	813
2.	Kerry Kittles	687
3.	Vince Carter	638
4.	Deron Williams	485
5.	<b>Joe Johnson</b>	<b>431</b>
6.	Chris Morris	368
7.	Keith Van Horn	335
8.	Richard Jefferson	286
9.	Lucious Harris	236
10.	Mirza Teletovic	235

### 3-Point Field Goals Attempted

1.	Jason Kidd	2,377
2.	Kerry Kittles	1,817
3.	Vince Carter	1,723
4.	Deron Williams	1,353
5.	Chris Morris	1,197
6.	<b>Joe Johnson</b>	<b>1,136</b>
7.	Keith Van Horn	968
8.	Richard Jefferson	847
9.	Stephon Marbury	726
10.	Lucious Harris	691

### Free Throws Made

1.	Buck Williams	2,476
2.	Richard Jefferson	2,349
3.	Vince Carter	1,944
4.	Derrick Coleman	1,859
5.	Mike Gminski	1,657
6.	<b>Brook Lopez</b>	<b>1,607</b>
7.	Jason Kidd	1,352
8.	Chris Morris	1,178
9.	Keith Van Horn	1,153
10.	Devin Harris	1,403



# 2015-16 BROOKLYN NETS MEDIA GUIDE

## Nets Individual Career Top 10 Leaders (Continued)

### Free Throws Attempted

1.	Buck Williams	3,818
2.	Richard Jefferson	3,023
3.	Derrick Coleman	2,413
4.	Vince Carter	2,404
5.	<b>Brook Lopez</b>	<b>2,028</b>
6.	Mike Gminski	1,986
7.	Jason Kidd	1,676
8.	Chris Morris	1,606
9.	Kendall Gill	1,434
10.	Keith Van Horn	1,377

### Rebounds

1.	Buck Williams	7,576
2.	Derrick Coleman	3,690
3.	Mike Gminski	3,671
4.	Jason Kidd	3,662
5.	Jayson Williams	3,328
6.	<b>Brook Lopez</b>	<b>3,029</b>
7.	Chris Morris	2,918
8.	Richard Jefferson	2,627
9.	Keith Van Horn	2,398
10.	Jason Collins	2,323

### Offensive Rebounds

1.	Buck Williams	2,588
2.	Jayson Williams	1,484
3.	Chris Morris	1,290
4.	Mike Gminski	1,231
5.	<b>Brook Lopez</b>	<b>1,161</b>
6.	Derrick Coleman	1,148
7.	Keith Van Horn	971
8.	Chris Dudley	873
9.	Jason Collins	789
10.	Sam Bowie	743

### Defensive Rebounds

1.	Buck Williams	4,988
2.	Jason Kidd	2,964
3.	Derrick Coleman	2,542
4.	Mike Gminski	2,440
5.	Richard Jefferson	1,998
6.	<b>Brook Lopez</b>	<b>1,868</b>
7.	Jayson Williams	1,844
8.	Keith Van Horn	1,727
9.	Vince Carter	1,639
10.	Chris Morris	1,628

### Assists

1.	Jason Kidd	4,620
2.	Kenny Anderson	2,363
3.	Deron Williams	2,078
4.	Darwin Cook	1,970
5.	Vince Carter	1,762
6.	Richard Jefferson	1,486
7.	Devin Harris	1,473
8.	Micheal Ray Richardson	1,410
9.	Stephon Marbury	1,398
10.	Otis Birdsong	1,361

### Personal Fouls

1.	Buck Williams	2,244
2.	Jason Collins	1,662
3.	Chris Morris	1,374
4.	Richard Jefferson	1,301
5.	Albert King	1,289
6.	Jan van Breda Kolff	1,225
7.	Darryl Dawkins	1,188
8.	<b>Brook Lopez</b>	<b>1,166</b>
9.	Vince Carter	1,163
10.	George Johnson	1,117

### Disqualifications

1.	Darryl Dawkins	66
2.	Buck Williams	41
3.	George Johnson	37
4.	Jason Collins	31
5.	Kenyon Martin	29
6.	Jan van Breda Kolff	28
7.	Albert King	24
8.	Jayson Williams	22
9.	Kim Hughes	18
	Jeff Turner	18

### Steals

1.	Jason Kidd	950
2.	Darwin Cook	875
3.	Kerry Kittles	803
4.	Chris Morris	784
5.	Kendall Gill	652
6.	Buck Williams	599
7.	Eddie Jordan	562
8.	Micheal Ray Richardson	552
9.	Kenny Anderson	476
10.	Richard Jefferson	438

### Blocked Shots

1.	George Johnson	863
2.	<b>Brook Lopez</b>	<b>724</b>
3.	Buck Williams	696
4.	Mike Gminski	599
5.	Derrick Coleman	559
6.	Chris Morris	468
7.	Chris Dudley	466
8.	Sam Bowie	459
9.	Kenyon Martin	386
10.	Darryl Dawkins	385

### Triple-Doubles

1.	Jason Kidd	61
2.	Kenny Anderson	5
	Shawn Bradley	5
4.	Derrick Coleman	4
	Vince Carter	4
6.	Micheal Ray Richardson	3
	Lester Conner	3
8.	Jim Jackson	2
	Rumeal Robinson	2
10.	15 Players	1





# 2015-16 BROOKLYN NETS MEDIA GUIDE

## Nets Individual Top 10 Seasonal Marks

### Minutes Played

1.	Richard Jefferson	3,200	2007-08
2.	Kendall Gill	3,199	1996-97
3.	Buck Williams	3,182	1984-85
4.	Kenny Anderson	3,135	1993-94
5.	Richard Jefferson	3,133	2003-04
6.	Micheal Ray Richardson	3,127	1984-85
7.	Vince Carter	3,126	2006-07
8.	Bernard King	3,092	1977-78
9.	Buck Williams	3,070	1985-86
10.	Richard Jefferson	3,059	2005-06

### Field Goals Made

1.	Bernard King	798	1977-78
2.	Vince Carter	726	2006-07
3.	Bernard King	710	1978-79
4.	Micheal Ray Richardson	690	1984-85
5.	Drazen Petrovic	668	1991-92
6.	Vince Carter	653	2005-06
7.	Kendall Gill	644	1996-97
	<b>Brook Lopez</b>	<b>644</b>	<b>2010-11</b>
9.	Ray Williams	639	1981-82
10.	John Williamson	635	1978-79

### Field Goals Attempted

1.	Bernard King	1,665	1977-78
2.	Vince Carter	1,598	2006-07
3.	Vince Carter	1,518	2005-06
4.	Micheal Ray Richardson	1,470	1984-85
5.	Kendall Gill	1,453	1996-97
6.	Ray Williams	1,383	1981-82
7.	Kenny Anderson	1,381	1993-94
8.	John Williamson	1,367	1978-79
9.	Bernard King	1,359	1978-79
10.	Vince Carter	1,345	2008-09

### Field Goal Percentage

1.	Darryl Dawkins	.644	1985-86
2.	Mikki Moore	.609	2006-07
3.	Darryl Dawkins	.599	1982-83
4.	Darryl Dawkins	.593	1983-84
5.	Buck Williams	.588	1982-83
6.	Buck Williams	.582	1981-82
7.	Buck Williams	.560	1987-88
8.	Buck Williams	.557	1986-87
9.	Buck Williams	.531	1988-89
	<b>Brook Lopez</b>	<b>.531</b>	<b>2008-09</b>

### 3 Point Field Goals Made

1.	Deron Williams	169	2012-13
2.	<b>Joe Johnson</b>	<b>162</b>	<b>2013-14</b>
3.	Kerry Kittles	158	1996-97
4.	Vince Carter	156	2006-07
5.	Vince Carter	151	2008-09
6.	<b>Joe Johnson</b>	<b>148</b>	<b>2012-13</b>
7.	Jason Kidd	139	2005-06
8.	Mirza Teletovic	136	2013-14
9.	Jason Kidd	129	2004-05
10.	Jason Kidd	126	2002-03

### 3 Point Field Goals Attempted

1.	Deron Williams	447	2012-13
2.	Vince Carter	437	2006-07
3.	Kerry Kittles	419	1996-97
4.	<b>Joe Johnson</b>	<b>404</b>	<b>2013-14</b>
5.	Jason Kidd	395	2005-06
	<b>Joe Johnson</b>	<b>395</b>	<b>2012-13</b>
7.	Vince Carter	392	2008-09
8.	Jason Kidd	370	2002-03
9.	Vince Carter	367	2005-06
10.	Jason Kidd	364	2001-02

### 3 Point Percentage

1.	Drazen Petrovic	.449	1992-93
2.	Bobby Simmons	.447	2008-09
3.	Drazen Petrovic	.444	1991-92
4.	Eddie House	.429	2006-07
5.	Bostjan Nachbar	.423	2006-07
	Anthony Morrow	.423	2010-11
7.	Keyon Dooling	.421	2008-09
8.	Kerry Kittles	.418	1997-98
9.	C.J. Watson	.411	2012-13
10.	Kerry Kittles	.404	2001-02

### Free Throws Made

1.	Richard Jefferson	542	2007-08
2.	Devin Harris	496	2008-09
3.	Vince Carter	480	2005-06
4.	Richard Jefferson	471	2005-06
5.	Vince Carter	462	2006-07
6.	Derrick Coleman	439	1993-94
7.	Orlando Woolridge	438	1986-87
8.	Sam Cassell	436	1997-98
9.	Stephon Marbury	436	1999-00
10.	Buck Williams	430	1986-87

### Free Throws Attempted

1.	Richard Jefferson	679	2007-08
2.	Bernard King	619	1978-79
3.	Devin Harris	605	2008-09
4.	Vince Carter	601	2005-06
5.	Buck Williams	588	1986-87
6.	Richard Jefferson	580	2005-06
7.	Vince Carter	576	2006-07
8.	Derrick Coleman	567	1993-94
9.	Orlando Woolridge	564	1986-87
10.	Buck Williams	538	1984-85



# 2015-16 BROOKLYN NETS MEDIA GUIDE

## Nets Individual Top 10 Seasonal Marks (Continued)

### Free Throw Percentage

1. Mike Gminski	.893	1985-86
2. Mike Newlin	.888	1980-81
3. Mike Newlin	.884	1979-80
4. <b>Jarrett Jack</b>	<b>.881</b>	<b>2014-15</b>
5. Benoit Benjamin	.874	1994-95
6. Drazen Petrovic	.870	1992-93
7. Courtney Lee	.869	2009-10
8. Mike Gminski	.861	1987-88
9. Sam Cassell	.860	1997-98
10. Keith Van Horn	.859	1998-99
Deron Williams	.859	2012-13

### Offensive Rebounds

1. Jayson Williams	443	1997-98
2. Jayson Williams	365	1982-83
3. Buck Williams	355	1983-84
4. Buck Williams	347	1981-82
5. Chris Dudley	343	1991-92
6. Jayson Williams	342	1995-96
7. Buck Williams	329	1985-86
8. Jayson Williams	323	1984-85
9. Buck Williams	322	1986-87
10. Buck Williams	298	1987-88

### Defensive Rebounds

1. Buck Williams	701	1986-87
2. Buck Williams	682	1984-85
3. Buck Williams	662	1982-83
4. Buck Williams	658	1981-82
5. Buck Williams	657	1985-86
6. Buck Williams	645	1983-84
7. Reggie Evans	628	2012-13
8. Derrick Coleman	608	1993-94
9. Derrick Coleman	605	1992-93
10. Kris Humphries	546	2010-11

### Total Rebounds

1. Buck Williams	1027	1982-83
2. Buck Williams	1023	1986-87
3. Buck Williams	1005	1981-82
Buck Williams	1005	1984-85
5. Buck Williams	1000	1983-84
6. Buck Williams	986	1985-86
7. Reggie Evans	888	2012-13
8. Jayson Williams	883	1997-98
9. Buck Williams	834	1987-88
10. Jayson Williams	803	1995-96

### Assists

1. Jason Kidd	808	2001-02
2. Kevin Porter	801	1977-78
3. Jason Kidd	736	2006-07
4. Jason Kidd	711	2002-03
5. Jason Kidd	672	2005-06
6. Micheal Ray Richardson	669	1984-85
7. Stephon Marbury	622	1999-00
8. Jason Kidd	618	2003-04
9. Deron Williams	604	2012-13
10. Eddie Jordan	557	1979-80

### Personal Fouls

1. Darryl Dawkins	386	1983-84
2. Darryl Dawkins	379	1982-83
3. Kendall Gill	368	1997-98
4. George Johnson	339	1977-78
5. Bernard King	326	1978-79
6. Jason Collins	322	2004-05
7. Aaron Williams	319	2000-01
8. George Johnson	315	1978-79
Buck Williams	315	1986-87
10. George Johnson	312	1979-80

### Disqualifications

1. Darryl Dawkins	23	1982-83
2. Darryl Dawkins	22	1983-84
3. George Johnson	20	1977-78
4. Jason Collins	14	2004-05
5. Tony Brown	12	1986-87
6. Darryl Dawkins	11	1984-85
Jan van Breda Kolff	11	1979-80
8. Darryl Dawkins	10	1985-86
Bernard King	10	1978-79
Tim Bassett	10	1976-77
Kenyon Martin	10	2000-01

### Steals

1. Micheal Ray Richardson	243	1984-85
2. Eddie Jordan	223	1979-80
3. Eddie Jordan	201	1978-79
4. Ray Williams	199	1981-82
5. Darwin Cook	194	1982-83
6. Lester Conner	181	1988-89
7. Jason Kidd	179	2002-03
8. Jason Kidd	175	2001-02
9. Lester Conner	172	1989-90
10. Mookie Blaylock	170	1991-92

### Turnovers

1. Kevin Porter	348	1977-78
2. Bernard King	323	1978-79
3. Bernard King	311	1977-78
4. Jason Kidd	296	2002-03
5. Ray Williams	290	1981-82
6. Jason Kidd	286	2001-02
7. Darryl Dawkins	281	1982-83
8. Buck Williams	280	1986-87
9. Stephon Marbury	270	1999-00
10. Sam Cassell	269	1997-98

### Blocks

1. George Johnson	274	1977-78
2. George Johnson	258	1979-80
3. George Johnson	253	1978-79
4. Shawn Bradley	250	1995-96
5. Chris Dudley	179	1991-92
6. Shawn Bradley	160	1996-97
7. <b>Brook Lopez</b>	<b>154</b>	<b>2012-13</b>
8. Chris Dudley	153	1990-91
9. Darryl Dawkins	152	1982-83
10. <b>Brook Lopez</b>	<b>151</b>	<b>2008-09</b>

### Points

1. Vince Carter	2,070	2006-07
2. Vince Carter	1,911	2005-06
3. Bernard King	1,909	1977-78
4. Kendall Gill	1,789	1996-97
5. Bernard King	1,769	1978-79
6. Drazen Petrovic	1,691	1991-92
7. Mike Newlin	1,688	1980-81
8. Ray Williams	1,674	1981-82
9. Brook Lopez	1,673	2010-11
10. Vince Carter	1,662	2008-09

### Points Per Game

1. Vince Carter	27.5	2004-05
2. Vince Carter	25.2	2006-07
3. Vince Carter	24.2	2005-06
4. Bernard King	24.1	1977-78
5. Stephon Marbury	23.9	2000-01
6. Drazen Petrovic	22.3	1992-93
7. John Williamson	22.2	1978-79
8. Stephon Marbury	22.1	1999-00
9. Kendall Gill	21.8	1996-97
10. Bernard King	21.5	1978-79



# 2015-16 BROOKLYN NETS MEDIA GUIDE

## Nets Individual Top 10 Game Performances

Players	Points	Opponent	Date
1. Deron Williams	57	@ Charlotte	03/04/12
2. Mike Newlin	52	Boston (OT)	12/16/79
Ray Williams	52	@ Detroit	04/17/82
4. Vince Carter	51	@ Miami	12/23/05
5. John Williamson	50	@ Indiana	04/04/78
Stephon Marbury	50	L.A. Lakers (OT)	02/13/01
7. John Williamson	48	San Diego	12/09/78
8. Devin Harris	47	@ Phoenix	11/30/08
9. Vince Carter	46	New Orleans/OKC	02/21/07
Vince Carter	46	Washington (OT)	04/07/07
11. Cliff Robinson	45	Detroit	03/09/80
Kenny Anderson	45	Detroit (OT)	04/15/94
Vince Carter	45	Boston	04/09/05
Vince Carter	45	@ Milwaukee	02/21/06

Players	FG Made	Opponent	Date
1. Ray Williams	21	@ Detroit	04/17/82
2. Bernard King	20	Phoenix	01/04/78
3. John Williamson	19	@ Indiana	04/04/78
Mike Newlin	19	Boston (OT)	12/16/79
Cliff Robinson	19	Detroit	03/09/80
Otis Birdsong	19	Boston @ Hartford	12/11/84
7. John Williamson	18	New York	02/12/78
John Williamson	18	Seattle	02/16/78
John Williamson	18	Denver (OT)	03/17/78
Bernard King	18	New York	12/27/78
Vince Carter	18	Boston	04/09/05
Vince Carter	18	Toronto	01/08/06

Players	FG Attempted	Opponent	Date
1. John Williamson	40	@ Buffalo	03/04/78
2. Jason Kidd	36	@ Utah (OT)	01/20/03
3. John Williamson	35	Seattle	02/16/78
John Williamson	35	@ Atlanta	04/02/78
Vince Carter	35	@ Toronto	01/08/06
6. John Williamson	34	Atlanta	11/26/76
Bernard King	34	@ Milwaukee	01/17/78
John Williamson	34	Denver (OT)	03/17/78
Ray Williams	34	@ Detroit	04/17/82
Stephon Marbury	34	Indiana	11/02/99

Players	FT Made	Opponent	Date
1. Vince Carter	23	@ Miami	12/23/05
2. John Williamson	22	San Diego	12/09/78
3. Deron Williams	21	@ Charlotte	03/04/12
4. Kenny Anderson	20	Detroit (OT)	04/15/94
Devin Harris	20	Detroit	11/07/08
6. Sam Cassell	19	@ Boston	04/08/98
7. Kendall Gill	18	@ L.A. Clippers (OT)	11/30/96
Buck Williams	18	Phoenix	01/21/87
9. Fouts Walker	17	@ New York	10/25/80
Kenny Anderson	17	@ Boston (OT)	12/01/95
Sam Cassell	17	Atlanta	02/06/99
Jason Kidd	17	@ New York	12/17/03
Devin Harris	17	@ Phoenix	11/30/08

Players	FT Attempted	Opponent	Date
1. John Williamson	24	San Diego	12/09/78
Vince Carter	24	@ Miami	12/23/05
Devin Harris	24	Detroit	11/07/08
4. Kenny Anderson	23	Detroit (OT)	04/15/94
5. Kendall Gill	22	@ L.A. Clippers (OT)	11/30/96
6. Vince Carter	21	@ Milwaukee	02/21/06
Deron Williams	21	@ Charlotte	03/04/12
8. Derrick Coleman	20	Denver	02/15/91
Sam Cassell	20	@ Boston	04/08/98
10. Sam Cassell	19	Atlanta	02/06/99
(8) Others Tied With	19		

Players	Rebounds	Opponent	Date
1. Buck Williams	27	@ Golden State (4OT)	02/01/87
2. Maurice Lucas	26	San Antonio	02/24/80
Charles Shackleford	26	@ Milwaukee	02/20/90
Jayson Williams	26	Cleveland	11/13/97
Reggie Evans	26	@ Portland	03/27/13
6. Jayson Williams	25	@ Seattle	01/30/96
Jamie Feick	25	Detroit	01/20/00
8. Buck Williams	24	Chicago (OT)	02/08/84
Charles Shackleford	24	Detroit	03/09/90
Derrick Coleman	24	Sacramento	12/20/92
Jayson Williams	24	Detroit	01/13/96
Jayson Williams	24	@ L.A. Clippers (OT)	11/30/96
Jayson Williams	24	Seattle	12/03/97
Jayson Williams	24	@ Philadelphia	02/14/98
Reggie Evans	24	Washington	03/08/13
Reggie Evans	24	Philadelphia	04/09/13

Players	Assists	Opponent	Date
1. Kevin Porter	29	Houston	02/24/78
2. Robert Pack	22	Dallas	11/23/96
3. Deron Williams	21	Minnesota	04/05/11
4. Kevin Porter	20	San Antonio	12/07/77
Kevin Porter	20	Kansas City	01/22/78
Kevin Porter	20	@ Denver	04/05/78
Stephon Marbury	20	Indiana	04/25/99
Deron Williams	20	@ Golden State	03/30/12
9. Jason Kidd	19	Boston (OT)	12/01/01
10. Lester Conner	18	L.A. Clippers	02/23/89
Kenny Anderson	18	Cleveland	12/01/93
Robert Pack	18	Orlando	01/13/97
Jason Kidd	18	@ Detroit	12/27/01
Jason Kidd	18	Memphis	03/22/03
Jason Kidd	18	@ Washington (OT)	11/12/06
Jason Kidd	18	Washington (OT)	04/07/07
Devin Harris	18	Denver	01/31/11
Deron Williams	18	Phoenix	02/28/11
Deron Williams	18	Toronto	03/05/11

Players	Steals	Opponent	Date
1. Kendall Gill	11	Miami	04/03/99
2. Eddie Jordan	10	@ Philadelphia	03/23/79
3. Darwin Cook	9	Portland (OT)	12/03/83
M.R. Richardson	9	Indiana (3OT)	10/30/85
5. Eddie Jordan	8	Phoenix	01/04/78
Eddie Jordan	8	@ Portland	03/17/79
Eddie Jordan	8	@ Chicago	10/23/79
Eddie Jordan	8	L.A. Lakers (OT)	02/08/80
Eddie Jordan	8	@ Indiana	02/13/80
Eddie Jordan	8	Utah	02/14/80
Ray Williams	8	Indiana	11/08/81
Darwin Cook	8	@ Phoenix	11/26/82
M.R. Richardson	8	Portland	03/13/83
M.R. Richardson	8	Philadelphia	04/10/84
M.R. Richardson	8	@ L.A. Clippers	11/13/84
M.R. Richardson	8	Philadelphia	11/01/85
Lester Conner	8	@ San Antonio	03/09/89

Players	Blocks	Opponent	Date
1. Darryl Dawkins	13	Philadelphia	11/05/83
2. George Johnson	12	@ New Orleans	03/21/78
Shawn Bradley	12	Toronto	04/17/96
4. Shawn Bradley	11	Washington	03/14/96
Shawn Bradley	11	Boston	12/21/96
Shawn Bradley	11	Indiana	02/06/97
7. George Johnson	10	Atlanta (OT)	10/26/77
George Johnson	10	Indiana	03/04/80
Shawn Bradley	10	Phoenix	03/12/96
Shawn Bradley	10	Boston	04/19/96
Shawn Bradley	10	@ Orlando	11/09/96
Shawn Bradley	10	Dallas	11/23/96





# 2015-16 BROOKLYN NETS MEDIA GUIDE

Players	3PT Made	Opponent	Date
1. Deron Williams	11	Washington	03/08/13
2. <b>Joe Johnson</b>	<b>10</b>	<b>Philadelphia</b>	<b>12/16/13</b>
3. Vince Carter	9	Memphis	12/11/06
4. <b>Joe Johnson</b>	<b>8</b>	<b>Detroit</b>	<b>11/24/13</b>
Deron Williams	8	@ New York	02/20/12
Anthony Morrow	8	Minnesota	02/03/12
7. Vince Carter	7	Washington	04/07/07
Vince Carter	7	Boston	04/09/05
Vince Carter	7	Philadelphia	02/07/05
Paul Pierce	7	Toronto	01/27/14
Mirza Teletovic	7	Dallas	01/24/14
Bostjan Nachbar	7	Atlanta	04/04/07
Jason Kidd	7	@ Boston	02/02/05

Players	3PT Attempted	Opponent	Date
1. Vince Carter	20	Memphis	12/11/06
2. Vince Carter	16	Philadelphia	02/07/05
Deron Williams	16	Washington	03/08/13
4. Deron Williams	14	@ New York	02/20/12
<b>Joe Johnson</b>	<b>14</b>	<b>Philadelphia</b>	<b>12/16/13</b>
6. Vince Carter	13	Washington	04/07/07
Kerry Kittles	13	Philadelphia	04/16/97
Chris Morris	13	@ Milwaukee	12/26/94
9. Mirza Teletovic	12	@ Orlando	04/09/14
Mirza Teletovic	12	@ Charlotte	03/26/14
Marcus Thornton	12	@ Cleveland	04/16/14
DeShawn Stevenson	12	@ Toronto	01/06/12
Deron Williams	12	@ Washington	12/26/11
Vince Carter	12	@ Chicago	04/11/06
Jason Kidd	12	Boston	12/01/01
Kerry Kittles	12	Atlanta	01/03/97



# 2015-16 BROOKLYN NETS MEDIA GUIDE

## Opponent Individual Top 10 Game Performances

Players	Points	Opponent	Date
1. Bernard King	60	@ New York	12/25/84
2. Purvis Short	59	@ Golden State	11/17/84
3. Michael Jordan	58	@ Chicago	02/26/87
4. Calvin Murphy	57	@ Houston	03/18/78
Dominique Wilkins	57	@ Atlanta	04/10/86
6. Bernard King	55	@ New York	02/16/85
7. Truck Robinson	51	@ New Orleans	11/21/78
8. Moses Malone	50	Washington	04/08/87
Nick Anderson	50	Orlando	04/23/93
Shaquille O'Neal	50	L.A. Lakers	04/02/98

Players	FG Made	Opponent	Date
1. Calvin Murphy	24	@ Houston	03/18/78
2. Dominique Wilkins	21	@ Atlanta	04/10/86
3. Truck Robinson	20	@ New Orleans	11/21/78
Purvis Short	20	@ Golden State	11/17/84
Luis Scola	20	@ Houston	03/13/10
6. Mike Mitchell	19	Cleveland	02/18/81
Bernard King	19	@ New York	12/25/84
Bernard King	19	@ New York	02/16/85
Bernard King	19	@ Washington	02/07/91
10. David Thompson	18	Denver (OT)	03/17/78
Alex English	18	@ Denver	11/18/86
Moses Malone	18	Washington	04/08/87
Michael Jordan	18	@ Chicago	01/08/91
David Robinson	18	@ San Antonio	03/08/96
Shaquille O'Neal	18	L.A. Lakers	04/02/98
Antoine Walker	18	@ Boston	04/08/98
Tracy McGrady	18	Orlando	12/02/00
Paul Pierce	18	Boston (OT)	12/01/01
Michael Jordan	18	@ Washington	02/21/03

Players	FG Attempted	Opponent	Date
1. Calvin Murphy	40	@ Houston	03/18/78
2. Dominique Wilkins	38	Atlanta (OT)	03/26/85
3. Dominique Wilkins	37	@ Atlanta	04/10/86
Joe Barry Carroll	37	@ Golden State (4OT)	02/01/87
5. Mike Mitchell	36	Cleveland	02/18/81
Glen Rice	36	Miami (2OT)	12/13/93
Kobe Bryant	36	@ L.A. Lakers	11/27/05
8. Gus Williams	35	@ Seattle	11/27/77
Bernard King	35	@ Washington	02/07/91
10. Michael Jordan	34	Chicago	03/14/97
Paul Pierce	34	Boston (OT)	12/01/01

Players	FT Made	Opponent	Date
1. Michael Jordan	26	@ Chicago	02/26/87
2. Bernard King	22	@ New York	12/25/84
Rolando Blackman	22	Dallas	02/17/86
4. Rich Kelley	21	@ New Orleans	03/21/78
5. Cedric Maxwell	19	@ Boston	01/14/79
Dan Issel	19	@ Denver	01/31/80
Reggie Miller	19	Indiana	11/02/99
Ben Gordon	19	Chicago	04/11/06
9. Lloyd Free	18	San Diego	12/09/78
Purvis Short	18	@ Golden State	01/28/86
Steve Smith	18	Atlanta	02/06/99
Yao Ming	18	@ Houston	03/13/06

Players	FT Attempted	Opponent	Date
1. Michael Jordan	27	@ Chicago	02/26/87
2. Bernard King	26	@ New York	12/25/84
3. Rich Kelley	25	@ New Orleans	03/21/78
Lloyd Free	25	San Diego	12/09/78
5. Bob Lanier	24	@ Detroit	10/13/78
Alonzo Mourning	24	@ Miami	02/23/00
Shaquille O'Neal	24	L.A. Lakers	02/13/01
8. Dan Issel	23	@ Denver	01/31/80
Bernard King	23	@ New York	02/16/85
Rolando Blackman	23	Dallas	02/17/86
LeBron James	23	Cleveland	03/12/08

Players	Rebounds	Opponent	Date
1. Kareem Abdul-Jabbar	30	L.A. Lakers (OT)	02/03/78
Swen Nater	30	@ Buffalo	03/04/78
3. Shaquille O'Neal	28	Orlando	11/20/93
Dikembe Mutombo	28	Atlanta	12/26/00
5. Artis Gilmore	26	Chicago	11/11/77
6. George McGinnis	25	@ Philadelphia	02/04/77
Dennis Rodman	25	Detroit	02/19/92
Ersan Ilyasova	25	Milwaukee	02/19/12
9. Moses Malone	24	Houston	02/24/78
Wes Unseld	24	@ Washington	03/26/78
Dan Roundfield	24	@ Atlanta	01/02/82
Joe Barry Carroll	24	@ Golden State (4OT)	02/01/87
Dennis Rodman	24	@ Detroit	01/11/92
Dennis Rodman	24	Chicago	12/20/97
Dwight Howard	24	@ Orlando	12/29/11

Players	Assists	Opponent	Date
1. Allan Leavell	22	@ Houston	01/25/83
2. Mark Jackson	22	@ Denver	01/20/97
Maurice Cheeks	21	@ Philadelphia	10/30/82
4. Magic Johnson	20	@ L.A. Lakers	11/25/83
5. John Lucas	19	Golden State	10/25/78
John Lucas	19	Golden State	02/15/81
John Lucas	19	@ Milwaukee	04/02/88
8. Scott Skiles	18	@ Orlando	04/21/91
Chris Paul	18	@ New Orleans	01/08/10
10. Kevin Porter	17	Detroit	03/20/79
Kevin Porter	17	Washington	01/25/81
Norm Nixon	17	@ San Diego	11/26/83
Isiah Thomas	17	@ Detroit	02/23/85
Scott Skiles	17	Indiana	12/28/88
Magic Johnson	17	L.A. Lakers (OT)	01/25/91
Chris Paul	17	@ L.A. Clippers	01/22/15

Players	Steals	Opponent	Date
1. Gus Williams	10	Seattle	02/22/78
Michael Jordan	10	@ Chicago	01/29/88
3. T.R. Dunn	9	Denver	01/06/88
Michael Jordan	9	@ Chicago	04/02/93
5. Quinn Buckner	8	@ Milwaukee	11/27/76
Norm Nixon	8	L.A. Lakers	11/02/77
Mike Gale	8	@ San Antonio	03/07/78
Rob Williams	8	Denver	02/17/83
Lorenzo Romar	8	Golden State	02/25/83
Larry Bird	8	Boston (OT)	10/25/85
Larry Bird	8	@ Boston	01/03/86
Lafayette Lever	8	@ Denver	11/24/87
Terrell Brandon	8	Minnesota (OT)	03/24/00
Jason Richardson	8	Charlotte	04/15/08

Players	Blocked Shots	Opponent	Date
1. Shaquille O'Neal	15	Orlando	11/20/93
2. Manute Bol	13	@ Golden State	02/02/90
3. Vlade Divac	12	@ Charlotte	02/12/97
4. Marcus Camby	11	Toronto	04/14/98
Dikembe Mutombo	11	@ Atlanta	02/15/00
6. Wayne "Tree" Rollins	10	Atlanta	01/17/83
Dikembe Mutombo	10	@ New York	01/04/04
8. Mychal Thompson	9	Portland (OT)	02/20/81
Kevin McHale	9	Boston	04/16/82
Artis Gilmore	9	@ San Antonio	01/29/83
Manute Bol	9	@ Washington	01/17/86
Alonzo Mourning	9	Miami	04/03/99
Marcus Camby	9	@ Denver	11/23/04
Amar'e Stoudemire	9	@ Phoenix	11/24/06
Chris Kaman	9	@ L.A. Clippers	01/19/08



# 2015-16 BROOKLYN NETS MEDIA GUIDE

Players	3PT Made	Opponent	Date
1. Randy Foye	8	@ Utah	03/30/13
C.J. Miles	8	Cleveland	12/29/12
Carlos Delfino	8	@ Milwaukee	03/18/11
Dennis Scott	8	Orlando	02/29/96
5. Reggie Miller	7	Indiana	11/18/00
Reggie Miller	7	Indiana	02/14/96
Reggie Miller	7	Indiana	01/03/95
Steve Novak	7	@ LA Clippers	03/15/09
Shane Battier	7	Houston	12/27/06
Paul Pierce	7	@ Boston	10/31/01
Tracy Murray	7	@ Washington	12/09/97
Henry James	7	@ Atlanta	04/15/97
Vernon Maxwell	7	@ Philadelphia	04/08/96
George McCloud	7	@ Dallas	03/05/96
John Starks	7	New York	04/02/95
Dee Brown	7	Boston	02/04/95
Rex Chapman	7	Washington	01/22/95
Mike Miller	7	@ Cleveland	12/19/14

Players	3PT Attempted	Opponent	Date
1. George McCloud	20	@ Dallas	03/05/96
2. Vernon Maxwell	17	@ Philadelphia	04/08/96
Dennis Scott	17	@ Orlando	01/09/96
4. Dennis Scott	16	Orlando	02/29/96
5. Antawn Jamison	14	Washington	04/07/07
Baron Davis	14	New Orleans	11/18/03
John Starks	14	@ New York	03/18/95
8. Reggie Miller	13	Indiana	04/25/99
Reggie Miller	13	Indiana	01/03/95
Kirk Hinrich	13	@ Chicago	11/05/04
Tim Hardaway Sr.	13	Miami	11/15/00
John Starks	13	New York	04/02/95



# 2015-16 BROOKLYN NETS MEDIA GUIDE

## Nets Top 10 Seasonal NBA Rankings

Scoring	Season	Rank	GP	PTS	AVG
Bernard King	77-78	T 9th	79	1909	24.2
Kendall Gill	96-97	T 9th	82	1789	21.8
Keith Van Horn	98-99	5th	42	916	21.8
Stephon Marbury	98-99	8th	49	1044	21.3
Stephon Marbury	00-01	10th	67	1598	23.9
Vince Carter	04-05	8th	77	1886	24.5
Vince Carter	06-07	8th	82	2070	25.2
Richard Jefferson	07-08	9th	82	1857	22.6
Deron Williams	11-12	9th	55	1154	21.0
Brook Lopez	12-13	10th	74	1437	19.4

Field Goal %	Season	Rank	FGM	FGA	PCT
Buck Williams	81-82	3rd	513	881	.582
Darryl Dawkins	82-83	3rd	401	669	.599
Buck Williams	82-83	T 4th	536	912	.588
Darryl Dawkins	83-84	4th	507	855	.593
Buck Williams	86-87	6th	521	936	.557
Buck Williams	87-88	7th	466	832	.560
Mikki Moore	06-07	1st	308	506	.609

3-Point Field Goal %	Season	Rank	3FGM	3FGA	3FG PCT
Kevin McKenna	86-87	6th	52	124	.419
Drazen Petrovic	91-92	2nd	123	277	.444
Drazen Petrovic	92-93	3rd	75	167	.449
Eddie House	06-07	10th	75	175	.429
Bobby Simmons	08-09	5th	117	262	.447
Anthony Morrow	10-11	10th	110	260	.423
Jordan Farmar	11-12	8th	55	125	.440

Free Throw %	Season	Rank	FTM	FTA	FT PCT
Jan van Breda Kolff	76-77	10th	195	228	.855
Mike Newlin	79-80	5th	367	415	.884
#Roger Phegley	79-80	T 6th	177	203	.872
Mike Newlin	80-81	3rd	414	466	.888
Mike Gminski	85-86	3rd	351	393	.893
#Mike Gminski	87-88	4th	355	392	.906
Drazen Petrovic	92-93	9th	315	362	.870
Jarrett Jack	14-15	9th	200	227	.881

Rebounds	Season	Rank	GP	REBS	AVG
Buck Williams	81-82	3rd	82	1005	12.3
Buck Williams	82-83	2nd	82	1027	12.5
Buck Williams	83-84	T 2nd	81	1000	12.3
Buck Williams	84-85	3rd	82	1005	12.3
Buck Williams	85-86	3rd	82	986	12.0
Buck Williams	86-87	3rd	82	1023	12.5
Buck Williams	87-88	T 5th	70	834	11.9
Derrick Coleman	90-91	T 8th	74	759	10.3
Derrick Coleman	92-93	T 10th	76	852	11.2
Derrick Coleman	93-94	9th	77	870	11.3
Jayson Williams	95-96	10th	80	803	10.0
Jayson Williams	97-98	2nd	65	883	13.6
Kris Humphries	10-11	5th	74	771	10.4
Kris Humphries	11-12	T 4th	62	681	11.0
Reggie Evans	12-13	6th	80	888	11.1

Assists	Season	Rank	GP	AST	AVG
#Kevin Porter	77-78	1st	82	837	10.2
Eddie Jordan	79-80	9th	82	557	6.8
M.R. Richardson	84-85	6th	82	669	8.2
Kenny Anderson	92-93	9th	55	449	8.2
Kenny Anderson	93-94	4th	82	784	9.6
Kenny Anderson	94-95	2nd	72	680	9.4
Sam Cassell	97-98	10th	75	603	8.0
#Stephon Marbury	98-99	3rd	49	437	8.9
Stephon Marbury	99-00	7th	74	622	8.4
Stephon Marbury	00-01	T 8th	67	506	7.6
Jason Kidd	01-02	2nd	82	808	9.9
Jason Kidd	02-03	1st	80	711	8.9
Jason Kidd	03-04	1st	67	618	9.2
Jason Kidd	04-05	3rd	66	545	8.3
Jason Kidd	05-06	5th	80	672	8.4
Jason Kidd	06-07	3rd	80	736	9.2
Devin Harris	09-10	9th	64	423	6.6
Deron Williams	10-11	3rd	65	667	10.3
Deron Williams	11-12	5th	55	481	8.7
Deron Williams	12-13	5th	78	604	7.7

Steals	Season	Rank	GP	STL	AVG
Eddie Jordan	78-79	T 2nd	82	201	2.45
Ray Williams	81-82	5th	82	199	2.43
#M.R. Richardson	82-83	1st	64	182	2.84
Darwin Cook	82-83	5th	82	194	2.37
Darwin Cook	82-83	8th	82	164	2.00
M.R. Richardson	83-84	1st	82	243	2.96
M.R. Richardson	84-85	2nd	47	125	2.66
Darwin Cook	85-86	10th	79	156	1.97
Lester Conner	85-86	10th	82	181	2.21
Lester Conner	89-90	9th	82	172	2.10
Mookie Blaylock	90-91	T 5th	72	169	2.35
Mookie Blaylock	91-92	4th	72	170	2.36
Kendall Gill	97-98	8th	81	156	1.93
Kendall Gill	98-99	1st	50	134	2.68
Kendall Gill	99-00	9th	74	139	1.83
Jason Kidd	01-02	3rd	82	175	2.13
Jason Kidd	02-03	5th	80	179	2.24
Jason Kidd	05-06	8th	80	150	1.88

Blocked Shots	Season	Rank	GP	BLKS	AVG
George Johnson	77-78	1st	81	274	3.38
George Johnson	78-79	2nd	78	253	3.24
George Johnson	79-80	2nd	81	258	3.19
#Roy Hinson	87-88	10th	77	140	1.82
Chris Dudley	90-91	5th	61	153	2.51
Shawn Bradley	95-96	2nd	79	288	3.65
Brook Lopez	08-09	9th	82	151	1.84
Brook Lopez	09-10	9th	82	139	1.70
Brook Lopez	12-13	7th	74	154	2.08
Brook Lopez	14-15	10th	72	126	1.75

# Played with another NBA team during that season





# 2015-16 BROOKLYN NETS MEDIA GUIDE

## Nets Year-by-Year Statistics Leaders

### Scoring

YEAR	PLAYER	GP	PTS	AVG
76-77	Robert Hawkins	52	1006	19.3
77-78	Bernard King	79	1909	24.2
78-79	John Williamson	74	1643	22.2
79-80	Mike Newlin	78	1634	20.9
80-81	Mike Newlin	79	1688	21.4
81-82	Ray Williams	82	1674	20.4
82-83	Buck Williams	82	1396	17.0
83-84	Otis Birdsong	69	1365	19.8
84-85	M.R. Richardson	82	1649	20.1
85-86	Mike Gminski	81	1333	16.5
86-87	Orlando Woolridge	75	1551	20.7
87-88	Buck Williams	70	1279	18.3
88-89	Roy Hinson	82	1308	16.0
89-90	Dennis Hopson	79	1251	15.8
90-91	Reggie Theus	81	1510	18.6
91-92	Drazen Petrovic	82	1691	20.6
92-93	Derrick Coleman	76	1572	20.7
93-94	Derrick Coleman	77	1559	20.2
94-95	Kenny Anderson	72	1267	17.6
95-96	Armon Gilliam	78	1429	18.3
96-97	Kendall Gill	82	1789	21.8
97-98	Keith Van Horn	62	1219	19.7
98-99	Keith Van Horn	42	916	21.8
99-00	Stephon Marbury	74	1640	22.2
00-01	Stephon Marbury	67	1598	23.9
01-02	Kenyon Martin	73	1086	14.9
02-03	Jason Kidd	80	1495	18.7
03-04	Richard Jefferson	82	1515	18.5
04-05	Vince Carter	57	1569	*27.5
05-06	Vince Carter	79	1911	24.2
06-07	Vince Carter	82	*2070	25.3
07-08	Richard Jefferson	82	1857	22.6
08-09	Devin Harris	69	1470	21.3
09-10	Brook Lopez	82	1542	18.8
10-11	Brook Lopez	82	1673	20.4
11-12	Deron Williams	55	1154	21.0
12-13	Deron Williams	78	1476	18.9
13-14	Joe Johnson	79	1245	15.8
14-15	Brook Lopez	72	1236	17.2

\* Indicates franchise record

### Assists

YEAR	PLAYER	GP	AST	AVG
76-77	Al Skinner	79	289	3.7
77-78	Kevin Porter	74	801	*10.8
78-79	Eddie Jordan	82	365	4.5
79-80	Eddie Jordan	82	557	6.8
80-81	Mike Newlin	79	299	3.8
81-82	Ray Williams	82	488	6.0
82-83	Darwin Cook	82	448	5.5
83-84	Kelvin Ransey	80	483	6.0
84-85	M.R. Richardson	82	669	8.2
85-86	Darwin Cook	79	390	4.9
86-87	Leon Wood	76	370	4.9
87-88	John Bagley	82	479	5.8
88-89	Lester Conner	82	604	7.4
89-90	Lester Conner	82	385	4.7
90-91	Mookie Blaylock	72	441	6.1
91-92	Mookie Blaylock	72	492	6.8
92-93	Kenny Anderson	55	449	8.2
93-94	Kenny Anderson	82	784	9.6
94-95	Kenny Anderson	72	680	9.4
95-96	Chris Childs	78	548	7.0
96-97	Kendall Gill	82	326	4.0
97-98	Sam Cassell	75	603	8.0
98-99	Stephon Marbury	49	437	8.9
99-00	Stephon Marbury	74	622	8.4
00-01	Stephon Marbury	67	506	7.6
01-02	Jason Kidd	82	*808	9.9
02-03	Jason Kidd	80	711	8.9
03-04	Jason Kidd	67	618	9.2
04-05	Jason Kidd	66	545	8.3
05-06	Jason Kidd	80	672	8.4
06-07	Jason Kidd	80	736	9.2
07-08	Jason Kidd	51	530	10.4
08-09	Devin Harris	69	476	6.9
09-10	Devin Harris	64	423	6.6
10-11	Devin Harris	54	411	7.6
11-12	Deron Williams	55	481	8.7
12-13	Deron Williams	78	604	7.7
13-14	Deron Williams	64	392	6.1
14-15	Deron Williams	68	448	6.6

\*Indicates franchise record



# 2015-16 BROOKLYN NETS MEDIA GUIDE

## Nets Year-by-Year Statistics Leaders

### Rebounds

YEAR	PLAYER	GP	REB	AVG
76-77	Tim Bassett	76	641	8.4
77-78	George Johnson	81	779	9.6
78-79	Bernard King	82	669	8.2
79-80	George Johnson	81	602	7.4
80-81	Maurice Lucas	68	575	8.5
81-82	Buck Williams	82	1005	12.3
82-83	Buck Williams	82	*1027	12.5
83-84	Buck Williams	81	1000	12.3
84-85	Buck Williams	82	1005	12.3
85-86	Buck Williams	82	986	12.0
86-87	Buck Williams	82	1023	12.5
87-88	Buck Williams	70	834	11.9
88-89	Buck Williams	74	696	9.4
89-90	Sam Bowie	68	690	10.1
90-91	Derrick Coleman	74	759	10.3
91-92	Chris Dudley	82	739	9.0
92-93	Derrick Coleman	76	852	11.2
93-94	Derrick Coleman	77	870	11.3
94-95	Armon Gilliam	82	613	7.5
95-96	Jayson Williams	80	803	10.0
96-97	Jayson Williams	41	553	13.5
97-98	Jayson Williams	65	883	*13.6
98-99	Jayson Williams	30	360	12.0
99-00	Jamie Feick	81	755	9.3
00-01	Aaron Williams	82	590	7.2
01-02	Keith Van Horn	81	609	7.5
02-03	Kenyon Martin	77	640	8.3
03-04	Kenyon Martin	65	617	9.5
04-05	Jason Kidd	66	488	7.4
05-06	Jason Kidd	80	580	7.3
06-07	Jason Kidd	80	655	8.2
07-08	Josh Boone	70	509	7.3
08-09	Brook Lopez	82	665	8.1
09-10	Brook Lopez	82	709	8.6
10-11	Kris Humphries	74	771	10.4
11-12	Kris Humphries	62	681	11.0
12-13	Reggie Evans	80	888	11.1
13-14	Andray Blatche	73	390	5.3
14-15	Brook Lopez	72	535	7.4

\*Indicates franchise record

### Offensive Rebounds

YEAR	PLAYER	GP	OR	AVG
76-77	Kim Hughes	81	189	2.3
77-78	Bernard King	79	265	3.4
78-79	Bernard King	82	251	3.1
79-80	George Johnson	81	192	2.4
80-81	Mike O'Koren	79	179	2.3
81-82	Buck Williams	82	347	4.2
82-83	Buck Williams	82	365	4.5
83-84	Buck Williams	81	355	4.4
84-85	Buck Williams	82	323	3.9
85-86	Buck Williams	82	329	4.0
86-87	Buck Williams	82	322	3.9
87-88	Buck Williams	70	298	4.3
88-89	Buck Williams	74	249	3.4
89-90	Sam Bowie	68	206	3.0
90-91	Derrick Coleman	74	269	3.6
91-92	Chris Dudley	82	343	4.2
92-93	Derrick Coleman	76	247	3.3
93-94	Derrick Coleman	77	262	3.4
94-95	Armon Gilliam	82	192	2.3
95-96	Jayson Williams	80	342	4.3
96-97	Jayson Williams	41	242	5.9
97-98	Jayson Williams	65	*443	*6.8
98-99	Jayson Williams	30	147	4.9
99-00	Jamie Feick	81	264	3.3
00-01	Aaron Williams	82	211	2.6
01-02	Todd MacCulloch	62	157	2.5
02-03	Kenyon Martin	77	164	2.1
03-04	Jason Collins	78	143	1.8
04-05	Nenad Krstic	75	161	2.1
05-06	Nenad Krstic	80	182	2.3
06-07	Mikki Moore	79	145	1.8
07-08	Josh Boone	70	192	2.7
08-09	Brook Lopez	82	225	2.7
09-10	Brook Lopez	82	270	3.3
10-11	Kris Humphries	74	225	3.0
11-12	Kris Humphries	62	233	3.8
12-13	Reggie Evans	80	260	3.3
13-14	Andray Blatche	73	120	1.6
14-15	Brook Lopez	72	214	3.0

\*Indicates franchise record



# 2015-16 BROOKLYN NETS MEDIA GUIDE

## Nets Year-by-Year Statistics Leaders

### Defensive Rebounds

YEAR	PLAYER	GP	DR	AVG
76-77	Tim Bassett	76	466	6.1
77-78	George Johnson	81	534	6.6
78-79	Bernard King	82	418	5.1
79-80	George Johnson	81	410	5.1
80-81	Maurice Lucas	68	422	6.2
81-82	Buck Williams	82	658	8.0
82-83	Buck Williams	82	662	8.1
83-84	Buck Williams	81	645	8.0
84-85	Buck Williams	82	682	8.3
85-86	Buck Williams	82	657	8.0
86-87	Buck Williams	82	*701	*8.5
87-88	Buck Williams	70	536	7.7
88-89	Buck Williams	74	447	6.0
89-90	Sam Bowie	68	484	7.1
90-91	Derrick Coleman	74	490	6.6
91-92	Derrick Coleman	65	415	6.4
92-93	Derrick Coleman	76	605	8.0
93-94	Derrick Coleman	77	608	7.9
94-95	Derrick Coleman	56	424	7.6
95-96	Armon Gilliam	78	472	6.1
96-97	Kendall Gill	82	316	3.9
97-98	Jayson Williams	65	440	6.8
98-99	Keith Van Horn	42	244	5.8
99-00	Jamie Feick	81	491	6.1
00-01	Aaron Williams	82	379	4.6
01-02	Keith Van Horn	81	472	5.8
02-03	Kenyon Martin	77	476	6.2
03-04	Kenyon Martin	65	484	7.4
04-05	Jason Kidd	66	394	6.0
05-06	Jason Kidd	80	494	6.2
06-07	Jason Kidd	80	520	6.5
07-08	Jason Kidd	51	354	6.9
08-09	Brook Lopez	82	440	5.4
09-10	Brook Lopez	82	439	5.4
10-11	Kris Humphries	74	546	7.4
11-12	Kris Humphries	62	448	7.2
12-13	Reggie Evans	80	628	7.9
13-14	Paul Pierce	75	322	4.3
14-15	Mason Plumlee	82	337	4.1

\*Indicates franchise record

### Blocked Shots

YEAR	PLAYER	GP	BLK	AVG
76-77	Kim Hughes	81	119	1.47
77-78	George Johnson	81	*274	3.38
78-79	George Johnson	78	253	3.24
79-80	George Johnson	81	258	3.19
80-81	Mike Gminski	56	100	1.79
81-82	Len Elmore	81	92	1.14
82-83	Darryl Dawkins	81	152	1.88
83-84	Darryl Dawkins	81	136	1.68
84-85	Buck Williams	82	110	1.34
85-86	Buck Williams	82	96	1.17
86-87	Buck Williams	82	91	1.11
87-88	Roy Hinson	48	72	1.50
88-89	Roy Hinson	82	121	1.47
89-90	Sam Bowie	68	121	1.78
90-91	Chris Dudley	61	153	2.51
91-92	Chris Dudley	82	179	2.18
92-93	Sam Bowie	79	128	1.62
93-94	Derrick Coleman	77	142	1.84
94-95	P.J. Brown	80	135	1.68
95-96	Shawn Bradley	67	250	3.73
96-97	Shawn Bradley	40	160	* 4.00
97-98	Kendall Gill	81	64	0.79
98-99	Jayson Williams	30	60	2.00
99-00	Jim McIlvaine	66	117	1.77
00-01	Kenyon Martin	68	113	1.66
00-01	Aaron Williams	82	113	1.38
01-02	Kenyon Martin	73	121	1.66
02-03	Kenyon Martin	77	70	0.91
03-04	Kenyon Martin	65	82	1.26
04-05	Jason Collins	80	71	0.89
05-06	Nenad Krstic	80	63	0.79
06-07	Mikki Moore	79	60	0.76
08-09	Brook Lopez	82	151	1.84
09-10	Brook Lopez	82	139	1.70
10-11	Brook Lopez	82	120	1.50
11-12	Kris Humphries	62	74	1.19
12-13	Brook Lopez	74	154	2.08
13-14	Mason Plumlee	70	55	0.80
14-15	Brook Lopez	72	126	1.75

\*Indicates franchise record



# 2015-16 BROOKLYN NETS MEDIA GUIDE

## Nets Year-by-Year Statistics Leaders

### Field Goal Percentage

YEAR	PLAYER	FGM	FGA	FG%
76-77	Robert Hawkins	406	909	.447
77-78	Howard Porter	293	592	.495
78-79	Bernard King	710	1359	.522
79-80	Calvin Natt	421	879	.479
80-81	Mike Newlin	632	1272	.497
81-82	Buck Williams	513	881	.582
82-83	Darryl Dawkins	401	669	.599
83-84	Darryl Dawkins	507	855	.593
84-85	Buck Williams	577	1089	.530
85-86	Darryl Dawkins	284	441	*.644
86-87	Buck Williams	521	936	.557
87-88	Buck Williams	466	832	.560
88-89	Buck Williams	373	702	.531
89-90	Purvis Short	432	950	.455
90-91	Reggie Theus	583	1247	.468
91-92	Drazen Petrovic	668	1315	.508
92-93	Drazen Petrovic	587	1134	.518
93-94	Armon Gilliam	348	682	.510
94-95	Benoit Benjamin	271	531	.510
95-96	Armon Gilliam	576	1216	.474
96-97	Kendall Gill	644	1453	.443
97-98	Jayson Williams	321	645	.498
98-99	Stephon Marbury	378	883	.428
98-99	Keith Van Horn	322	752	.428
99-00	Johnny Newman	278	623	.446
00-01	Aaron Williams	297	650	.457
01-02	Kerry Kittles	438	940	.466
02-03	Richard Jefferson	456	911	.501
03-04	Richard Jefferson	555	1115	.498
04-05	Nenad Krstic	281	570	.493
05-06	Nenad Krstic	447	881	.507
06-07	Mikki Moore	308	506	.609
08-09	Brook Lopez	448	844	.531
09-10	Brook Lopez	563	1129	.499
10-11	Kris Humphries	307	583	.527
11-12	Kris Humphries	323	671	.481
12-13	Brook Lopez	570	1094	.521
13-14	Andray Blatche	321	674	.476
14-15	Mason Plumlee	280	489	.573

\*Indicates franchise record

### Field Goals Made

YEAR	PLAYER	GP	FGM	AVG
76-77	Robert Hawkins	52	406	7.8
77-78	Bernard King	79	*798	*10.1
78-79	Bernard King	82	710	8.7
79-80	Mike Newlin	78	611	7.8
80-81	Mike Newlin	79	632	8.0
81-82	Ray Williams	82	639	7.8
82-83	Albert King	79	582	7.4
83-84	Otis Birdsong	69	583	8.4
84-85	M.R. Richardson	82	690	8.4
85-86	Otis Birdsong	77	542	7.0
86-87	Orlando Woolridge	75	556	7.4
87-88	Buck Williams	70	466	6.7
88-89	Roy Hinson	82	495	6.0
89-90	Dennis Hopson	79	474	6.0
90-91	Reggie Theus	81	583	7.2
91-92	Drazen Petrovic	82	668	8.1
92-93	Drazen Petrovic	70	587	8.4
93-94	Kenny Anderson	82	576	7.0
94-95	Armon Gilliam	82	455	5.5
95-96	Armon Gilliam	78	576	7.4
96-97	Kendall Gill	82	644	7.9
97-98	Sam Cassell	75	510	6.8
98-99	Stephon Marbury	49	378	9.8
99-00	Stephon Marbury	74	569	7.7
00-01	Stephon Marbury	67	563	8.4
01-02	Keith Van Horn	81	471	5.8
02-03	Jason Kidd	80	515	6.4
03-04	Richard Jefferson	82	555	6.8
04-05	Vince Carter	57	572	10.0
05-06	Vince Carter	79	653	8.3
06-07	Vince Carter	82	726	8.9
07-08	Richard Jefferson	82	619	9.3
08-09	Vince Carter	80	588	7.4
09-10	Brook Lopez	82	563	6.9
10-11	Brook Lopez	82	644	7.9
11-12	Deron Williams	55	391	7.1
12-13	Brook Lopez	74	570	7.7
13-14	Joe Johnson	79	462	5.8
14-15	Brook Lopez	72	506	7.0

\*Indicates franchise record





# 2015-16 BROOKLYN NETS MEDIA GUIDE

## Nets Year-by-Year Statistics Leaders

### Field Goals Attempted

YEAR	PLAYER	GP	FGA	AVG
76-77	Robert Hawkins	52	909	17.5
77-78	Bernard King	79	*1665	21.1
78-79	John Williamson	74	1367	18.5
79-80	Mike Newlin	78	1329	17.0
80-81	Mike Newlin	79	1272	16.1
81-82	Ray Williams	82	1383	16.9
82-83	Albert King	79	1226	15.5
83-84	Otis Birdsong	69	1147	16.6
84-85	M.R. Richardson	82	1470	17.9
85-86	Otis Birdsong	77	1056	13.7
86-87	Orlando Woolridge	75	1067	14.2
87-88	John Bagley	82	896	10.9
88-89	Roy Hinson	82	1027	12.5
89-90	Dennis Hopson	79	1093	13.8
90-91	Reggie Theus	81	1247	15.4
91-92	Drazen Petrovic	82	1315	16.0
92-93	Derrick Coleman	76	1226	16.1
93-94	Kenny Anderson	82	1381	16.8
94-95	Kenny Anderson	72	1031	14.3
95-96	Armon Gilliam	78	1216	15.6
96-97	Kendall Gill	82	1453	17.7
97-98	Sam Cassell	75	1156	15.4
98-99	Stephon Marbury	49	883	18.0
99-00	Stephon Marbury	74	1317	17.8
00-01	Stephon Marbury	67	1277	19.1
01-02	Jason Kidd	82	1138	13.9
02-03	Jason Kidd	80	1244	15.6
03-04	Richard Jefferson	82	1115	13.6
04-05	Vince Carter	57	1239	*21.7
05-06	Vince Carter	79	1518	19.2
06-07	Vince Carter	82	1598	19.5
07-08	Richard Jefferson	82	1328	19.9
08-09	Vince Carter	80	1345	16.8
09-10	Brook Lopez	82	1129	13.8
10-11	Brook Lopez	82	1309	16.0
11-12	Deron Williams	55	961	17.5
12-13	Deron Williams	78	1124	14.4
13-14	Joe Johnson	79	1018	12.9
14-15	Joe Johnson	80	1025	12.8

\*Indicates franchise record

### Free Throw Percentage

YEAR	PLAYER	FTM	FTA	FT%
76-77	Jan van Breda Kolff	195	228	.855
77-78	John Williamson	197	230	.857
78-79	John Williamson	373	437	.854
79-80	Mike Newlin	367	415	.884
80-81	Mike Newlin	414	466	.888
81-82	Ray Williams	387	465	.832
82-83	Mickey Johnson	164	201	.816
83-84	Mike Gminski	147	184	.799
84-85	Mike Gminski	276	328	.841
85-86	Mike Gminski	351	393	.893
86-87	Mike Gminski	313	370	.846
87-88	Mike Gminski	143	166	.861
88-89	Dennis Hopson	186	219	.849
89-90	Purvis Short	198	237	.835
90-91	Reggie Theus	292	343	.851
91-92	Drazen Petrovic	232	287	.808
92-93	Drazen Petrovic	315	362	.870
93-94	Kenny Anderson	346	423	.818
94-95	Kenny Anderson	348	414	.841
95-96	Chris Childs	259	304	.852
96-97	Kendall Gill	427	536	.797
97-98	Sam Cassell	436	507	.860
98-99	Keith Van Horn	256	298	.859
99-00	Keith Van Horn	333	393	.847
00-01	Johnny Newman	254	297	.855
01-02	Lucious Harris	133	158	.842
02-03	Jason Kidd	339	403	.841
03-04	Jason Kidd	206	249	.827
04-05	Richard Jefferson	227	269	.844
05-06	Richard Jefferson	471	580	.812
06-07	Bostjan Nachbar	132	164	.865
07-08	Vince Carter	350	429	.816
08-09	Keyon Dooling	127	154	.825
09-10	Courtney Lee	133	153	.869
10-11	Anthony Morrow	96	107	*.897
11-12	Deron Williams	257	305	.843
12-13	Deron Williams	317	369	.859
13-14	Shaun Livingston	158	191	.827
14-15	Jarrett Jack	200	227	.881

\*Indicates franchise record



# 2015-16 BROOKLYN NETS MEDIA GUIDE

## Nets Year-by-Year Statistics Leaders

### Free Throws Made

YEAR	PLAYER	GP	FTM	AVG
76-77	Al Skinner	79	231	2.9
77-78	Bernard King	79	313	4.0
78-79	John Williamson	74	373	5.0
79-80	Mike Newlin	78	367	4.7
80-81	Mike Newlin	79	414	5.2
81-82	Ray Williams	82	387	4.7
82-83	Buck Williams	82	324	4.0
83-84	Darryl Dawkins	81	341	4.2
84-85	Buck Williams	82	336	4.1
85-86	Mike Gminski	81	351	4.3
86-87	Orlando Woolridge	75	438	5.8
87-88	Buck Williams	70	346	4.9
88-89	Roy Hinson	82	318	3.9
89-90	Sam Bowie	68	294	4.3
90-91	Derrick Coleman	74	323	4.4
91-92	Derrick Coleman	65	300	4.6
92-93	Derrick Coleman	76	421	5.5
93-94	Derrick Coleman	77	439	5.7
94-95	Derrick Coleman	56	376	6.7
95-96	Armon Gilliam	78	277	3.6
96-97	Kendall Gill	82	427	5.2
97-98	Sam Cassell	75	436	5.8
98-99	Keith Van Horn	42	256	6.1
99-00	Stephon Marbury	74	436	5.9
00-01	Stephon Marbury	67	362	5.4
01-02	Jason Kidd	82	201	2.5
02-03	Jason Kidd	80	339	4.2
03-04	Richard Jefferson	82	357	4.4
04-05	Vince Carter	57	317	5.6
05-06	Vince Carter	70	480	6.1
06-07	Vince Carter	82	462	5.6
07-08	Richard Jefferson	82	*542	6.6
08-09	Devin Harris	69	496	*7.2
09-10	Brook Lopez	82	416	5.1
10-11	Brook Lopez	82	385	4.7
11-12	Deron Williams	55	257	4.7
12-13	Deron Williams	78	317	4.1
13-14	Paul Pierce	75	256	3.4
14-15	Brook Lopez	72	223	3.1

\*Indicates franchise record

### Free Throws Attempted

YEAR	PLAYER	GP	FTA	AVG
76-77	Al Skinner	79	292	3.7
77-78	Bernard King	79	462	5.8
78-79	Bernard King	82	619	7.5
79-80	Mike Newlin	78	415	5.3
80-81	Mike Newlin	79	466	5.9
81-82	Ray Williams	82	465	5.7
82-83	Buck Williams	82	523	6.4
83-84	Buck Williams	81	498	6.1
84-85	Buck Williams	82	538	6.6
85-86	Buck Williams	82	445	5.4
86-87	Buck Williams	82	588	7.2
87-88	Buck Williams	70	518	7.4
88-89	Roy Hinson	82	420	5.1
89-90	Sam Bowie	68	379	5.6
90-91	Derrick Coleman	74	442	6.0
91-92	Derrick Coleman	65	393	6.0
92-93	Derrick Coleman	76	521	6.9
93-94	Derrick Coleman	77	567	7.4
94-95	Derrick Coleman	56	490	*8.8
95-96	Armon Gilliam	78	350	4.5
96-97	Kendall Gill	82	536	6.5
97-98	Sam Cassell	75	507	6.8
98-99	Keith Van Horn	42	298	7.1
99-00	Stephon Marbury	74	536	7.2
00-01	Stephon Marbury	67	458	6.8
01-02	Kenyon Martin	73	267	3.7
02-03	Richard Jefferson	80	436	5.5
03-04	Richard Jefferson	82	468	5.7
04-05	Vince Carter	57	388	6.8
05-06	Vince Carter	79	601	7.6
06-07	Vince Carter	82	576	7.0
07-08	Richard Jefferson	82	*679	8.3
08-09	Devin Harris	69	605	*8.8
09-10	Brook Lopez	82	509	6.2
10-11	Brook Lopez	82	489	6.0
11-12	Deron Williams	55	305	5.5
12-13	Brook Lopez	74	392	5.3
13-14	Paul Pierce	75	310	4.1
14-15	Mason Plumlee	82	317	3.9

\*Indicates franchise record



# 2015-16 BROOKLYN NETS MEDIA GUIDE

## Nets Year-by-Year Statistics Leaders

### Steals

YEAR	PLAYER	GP	STL	AVG
76-77	Kim Hughes	81	122	1.51
77-78	Bernard King	79	122	1.54
78-79	Eddie Jordan	82	201	2.45
79-80	Eddie Jordan	82	223	2.72
80-81	Darwin Cook	81	141	1.74
81-82	Ray Williams	82	199	2.43
82-83	Darwin Cook	82	194	2.37
83-84	Darwin Cook	82	164	2.00
84-85	M.R. Richardson	82	*243	*2.96
85-86	Darwin Cook	79	156	1.97
86-87	Dwayne Washington	72	92	1.28
87-88	Dudley Bradley	63	114	1.80
88-89	Lester Conner	82	181	2.21
89-90	Lester Conner	82	172	2.10
90-91	Mookie Blaylock	72	169	2.35
91-92	Mookie Blaylock	72	170	2.36
92-93	Chris Morris	77	144	1.87
93-94	Kenny Anderson	82	158	1.93
94-95	Kenny Anderson	72	103	1.43
95-96	Chris Childs	78	111	1.42
96-97	Kerry Kittles	82	157	1.90
97-98	Kendall Gill	81	156	1.93
98-99	Kendall Gill	50	134	2.68
99-00	Kendall Gill	76	139	1.83
00-01	Stephen Jackson	77	86	1.12
01-02	Jason Kidd	82	175	2.13
02-03	Jason Kidd	80	179	2.24
03-04	Kerry Kittles	82	125	1.52
04-05	Jason Kidd	66	123	1.86
05-06	Jason Kidd	80	150	1.88
06-07	Jason Kidd	80	127	1.59
07-08	Vince Carter	76	93	1.22
08-09	Devin Harris	69	114	1.65
09-10	Courtney Lee	71	93	1.31
10-11	Jordan Farmar	73	62	0.85
11-12	Deron Williams	55	67	1.22
12-13	Gerald Wallace	69	97	1.41
13-14	Deron Williams	64	93	1.50
14-15	Jarrett Jack	80	75	0.94

\*Indicates franchise record

### Minutes

YEAR	PLAYER	GP	MIN	AVG
76-77	Tim Bassett	76	2442	32.1
77-78	Bernard King	79	3092	*39.1
78-79	Bernard King	82	2859	34.9
79-80	Eddie Jordan	82	2657	32.4
80-81	Mike Newlin	79	2911	36.8
81-82	Buck Williams	82	2825	34.5
82-83	Buck Williams	82	2961	36.1
83-84	Buck Williams	81	3003	37.1
84-85	Buck Williams	82	3182	38.8
85-86	Buck Williams	82	3070	37.4
86-87	Buck Williams	82	2976	36.3
87-88	John Bagley	82	2774	33.8
88-89	Roy Hinson	82	2542	31.0
89-90	Dennis Hopson	79	2551	32.3
90-91	Reggie Theus	81	2955	36.5
91-92	Drazen Petrovic	82	3027	36.9
92-93	Derrick Coleman	76	2759	36.3
93-94	Kenny Anderson	82	3135	38.2
94-95	Kenny Anderson	72	2689	37.3
95-96	Armon Gilliam	78	2856	36.6
96-97	Kendall Gill	82	3199	39.0
97-98	Kerry Kittles	77	2814	36.5
98-99	Stephon Marbury	49	1895	38.7
99-00	Stephon Marbury	74	2881	38.9
00-01	Stephon Marbury	67	2557	38.2
01-02	Jason Kidd	82	3056	37.3
02-03	Jason Kidd	80	2989	37.4
03-04	Richard Jefferson	82	3133	38.2
04-05	Jason Kidd	66	2435	36.9
05-06	Richard Jefferson	78	3059	39.2
06-07	Vince Carter	82	3126	38.1
07-08	Richard Jefferson	82	*3200	39.0
08-09	Vince Carter	80	2944	36.8
09-10	Brook Lopez	82	3027	36.9
10-11	Brook Lopez	82	2889	35.2
11-12	Kris Humphries	62	2162	34.9
12-13	Deron Williams	78	2842	36.4
13-14	Joe Johnson	79	2575	32.6
14-15	Joe Johnson	80	2791	34.9

\*Indicates franchise record



# 2015-16 BROOKLYN NETS MEDIA GUIDE

## Nets Year-by-Year Statistics Leaders

### Personal Fouls

YEAR	PLAYER	GP	PF	AVG
76-77	Kim Hughes	81	308	3.8
77-78	George Johnson	81	339	4.2
78-79	Bernard King	82	326	4.0
79-80	George Johnson	81	312	3.9
80-81	Maurice Lucas	68	260	3.8
81-82	Ray Williams	82	302	3.7
82-83	Darryl Dawkins	81	379	4.7
83-84	Darryl Dawkins	81	*386	*4.8
84-85	Buck Williams	82	293	3.6
85-86	Buck Williams	82	294	3.6
86-87	Buck Williams	82	315	3.8
87-88	Buck Williams	70	266	3.8
88-89	Roy Hinson	82	298	3.6
89-90	Chris Morris	80	219	2.7
90-91	Chris Morris	79	248	3.1
91-92	Chris Dudley	82	275	3.4
92-93	Drazen Petrovic	70	237	3.4
93-94	Derrick Coleman	77	209	2.7
94-95	P.J. Brown	80	262	3.3
95-96	P.J. Brown	81	249	3.0
96-97	Jayson Williams	41	158	3.9
97-98	Kendall Gill	81	268	3.3
98-99	Kendall Gill	50	162	3.2
99-00	Keith Van Horn	80	258	3.2
00-01	Aaron Williams	82	319	3.9
01-02	Kenyon Martin	73	261	3.6
02-03	Kenyon Martin	77	294	3.8
03-04	Jason Collins	78	251	3.2
04-05	Jason Collins	80	322	4.0
05-06	Nenad Krstic	80	297	3.7
06-07	Jason Collins	80	273	3.4
07-08	Vince Carter	76	241	3.2
08-09	Brook Lopez	82	257	3.1
09-10	Brook Lopez	82	251	3.1
10-11	Brook Lopez	82	240	2.9
11-12	Kris Humphries	62	173	2.8
12-13	Reggie Evans	80	199	2.5
13-14	Paul Pierce	75	190	2.5
14-15	Mason Plumlee	82	207	2.5

\*Indicates franchise record

### Disqualifications

YEAR	PLAYER	GP	DQ'S
76-77	Tim Bassett	76	10
77-78	George Johnson	81	20
78-79	Bernard King	82	10
79-80	Jan van Breda Kolff	82	11
80-81	Mike O'Koren	79	8
81-82	Ray Williams	82	9
82-83	Darryl Dawkins	81	*23
83-84	Darryl Dawkins	81	22
84-85	Darryl Dawkins	39	11
85-86	Darryl Dawkins	51	10
86-87	Tony Brown	77	12
87-88	Buck Williams	70	5
88-89	Chris Morris	76	4
89-90	Sam Bowie	68	5
90-91	Chris Dudley	61	6
91-92	Chris Dudley	82	5
92-93	Chris Dudley	71	5
	Drazen Petrovic	70	5
93-94	Derrick Coleman	77	2
	Chris Morris	50	2
	Johnny Newman	63	2
94-95	P.J. Brown	80	8
95-96	Shawn Bradley	67	5
96-97	Jayson Williams	41	5
97-98	Jayson Williams	65	7
98-99	Kendall Gill	50	4
99-00	Keith Van Horn	80	5
00-01	Kenyon Martin	68	10
01-02	Kenyon Martin	73	8
02-03	Kenyon Martin	77	6
03-04	Kenyon Martin	65	5
04-05	Jason Collins	80	14
05-06	Jason Collins	80	9
06-07	Mikki Moore	79	3
07-08	Richard Jefferson	82	2
08-09	Brook Lopez	82	7
09-10	Brook Lopez	82	2
10-11	Brook Lopez	82	2
11-12	Kris Humphries	62	2
12-13	Reggie Evans	80	2
13-14	Mason Plumlee	70	3
14-15	Jarrett Jack	80	1
	Thaddeus Young	28	1

\*Indicates franchise record

[BACK TO THE TOP](#)



# HISTORY

DRAFT HISTORY

TRADE HISTORY

ALL-TIME UNIFORM NUMBERS

YEAR-BY YEAR RECAPS

ALL-TIME ROSTERS

RETIRED UNIFORM NUMBERS



# 2015-16 BROOKLYN NETS MEDIA GUIDE

## Draft History

### 1976 ABA Dispersal Draft

Round	Player	College
1	#Jan van Breda Kolff (18)	Kentucky

### 1977

Round	Player	College
1	#Bernard King (7)	Tennessee
4	Bob Elmore (67)	Wichita State
5	Gerald Cunningham (89)	Kentucky State
6	#Mark Crow (111)	Duke
7	Scott Conant (132)	Newberry
8	Ralph Drollinger (152)	UCLA

### 1978

Round	Player	College
1	#Winford Boynes (13)	San Francisco
3	Mike Phillips (45)	Kentucky
3	Dave Batton (62)	Notre Dame
4	Walter Jordan (84)	Purdue
5	Cecile Rose (89)	Houston
6	Golie Augustus (111)	South Carolina
7	Doug Jemison (132)	San Francisco
8	Bruce Campbell (153)	Providence
9	Frank Sowinski (171)	Princeton
10	Michael Vicens (187)	Holy Cross

### 1979

Round	Player	College
1	#Calvin Natt (8)	NE Louisiana
1	#Cliff Robinson (11)	USC
3	John Gerdy (51)	Davidson
5	Joe Abramaitis (95)	Connecticut
6	Tony Smith (115)	UNLV
7	Jim Strickland (135)	South Carolina
8	Henry Hollingsworth (154)	Hofstra
9	Ricky Free (173)	Columbia
10	Eric Fleisher (191)	Tulane

### 1980

Round	Player	College
1	#Mike O'Koren (6)	North Carolina
1	#Mike Gminski (7)	Duke
3	#Lowe Moore (52)	West Virginia
4	#Rory Sparrow (75)	Villanova
5	Aaron Curry (98)	Oklahoma
6	Rick Mattick (121)	Louisiana State
7	Larry Spicer (144)	Alabama-Birmingham
8	Lloyd Terry (165)	New Orleans
9	Barry Young (185)	Colorado State
10	Durand Macklin (Pick DQ'd)	LSU

### 1981

Round	Player	College
1	#Buck Williams (3)	Maryland
1	#Albert King (10)	Maryland
1	#Ray Tolbert (18)	Indiana
3	#David Burns (49)	St. Louis
4	#Edmund Sherod (72)	Virginia Comm.
5	#Joe Cooper (95)	Colorado
6	Kevin Lynam (118)	LaSalle
7	Rod Roberson (141)	Northwestern
8	Ken Webb (164)	Fairleigh Dickinson
9	Rudy Williams (186)	Providence
10	Vic Sison (206)	UCLA

### 1982

Round	Player	College
1	#Eric (Sleepy) Floyd (13)	Georgetown
1	#Eddie Phillips (21)	Alabama
3	Jimmy Black (59)	North Carolina
4	James Griffin (80)	Illinois
4	#Tony Brown (82)	Arkansas
5	Chris Giles (105)	Ala.-Birmingham
6	Mel Daniel (128)	Furman
7	Tony Anderson (151)	UCLA
8	Otis Jackson (174)	Memphis State
9	Gary Johnson (197)	Oral Roberts
10	Sean Tuohy (218)	Mississippi

### 1983

Round	Player	College
2	Horace Owens (44)	Rhode Island
3	#Bruce Kuczenski (59)	Connecticut
4	Barney Mines (87)	Bradley
5	Tyren Nauls (110)	Texas A&M
6	Oscar Taylor (133)	New Orleans
7	Keith Bennett (156)	Sacred Heart U.
8	Joey Myers (179)	Duquesne
9	Kevin Black (201)	Rutgers
10	Rich Simkus (222)	Princeton

### 1984

Round	Player	College
1	#Jeff Turner (17)	Vanderbilt
3	Yommy Sangodeyi (63)	Houston St.
4	Hank Cornley (85)	Illinois State
5	Michael Gerren (109)	South Alabama
6	Oscar Schmidt (131)	Brazil
7	Sean Kerins (155)	Syracuse
8	Chris Winans (177)	Utah
9	Billy Ryan (200)	Princeton
10	Phil Jamison (221)	St. Peter's

### 1985

Round	Player	College
2	#Yvon Joseph (36)	Georgia Tech
2	Fernando Martin (38)	Madrid, Spain
3	Nigel Miguel (62)	UCLA
5	Kelly Blaine (108)	South Alabama
6	George Almones (130)	S.W. Louisiana
7	Gary McLain (154)	Villanova

### 1986

Round	Player	College
1	#Dwayne Washington (13)	Syracuse
4	Steve Hale (81)	North Carolina
5	Archie Johnson (105)	Alabama-Birmingham
6	Troy Webster (127)	George Washington
7	Jim Dolan (151)	Notre Dame

### 1987

Round	Player	College
1	#Dennis Hopson (3)	Ohio State
3	#Jamie Waller (48)	Virginia Union
4	Andrew Moten (72)	Florida
5	Jim Blackmon (94)	Kentucky
6	Perry Bromwell (118)	Pennsylvania
7	Frank Booker (140)	Bowling Green State

### 1988

Round	Player	College
1	#Chris Morris (4)	Auburn
2	#Charles Shackelford (32)	North Carolina St.
3	Derrick Hamilton (52)	Southern Mississippi

### 1989

Round	Player	College
1	#Mookie Blaylock (12)	Oklahoma
2	#Stanley Brundy (32)	DePaul

#Indicates players who played for the Nets



# 2015-16 BROOKLYN NETS MEDIA GUIDE

## Draft History

### 1990

Round	Player	College
1	#Derrick Coleman (1)	Syracuse
1	#Tate George (22)	Connecticut

### 1991

Round	Player	College
1	#Kenny Anderson (2)	Georgia Tech
2	Von McDade (53)	Wisconsin-Milwaukee

### 1992

Round	Player	College
2	#P.J. Brown (29)	Louisiana Tech
2	Steve Rogers (40)	Alabama State

### 1993

Round	Player	College
1	#Rex Walters (16)	Kansas
2	John Best (36)	Tennessee Tech

### 1994

Round	Player	College
1	#Yinka Dare (14)	George Washington

### 1995

Round	Player	College
1	#Ed O'Bannon (9)	UCLA

### 1996

Round	Player	College
1	#Kerry Kittles (8)	Villanova

### 1997

Round	Player	College
1	Tim Thomas (7)	Villanova
1	Anthony Parker (21)	Bradley

### 1998

Round	Player	College
- none -		

### 1999

Round	Player	College
2	#Evan Eschmeyer (34)	Northwestern

### 2000

Round	Player	College
1	#Kenyon Martin (1)	Cincinnati
2	#Soumaila Samake (36)	(Cinn. Stuff IBL)

### 2001

Round	Player	College
1	Eddie Griffin (7)	Seton Hall
2	#Brian Scalabrine (35)	USC

### 2002

Round	Player	College
1	#Nenad Krstic (24)	Serbia
2	#Tamar Slay (54)	Marshall

### 2003

Round	Player	College
1	#Zoran Planinic (22)	Croatia
2	Kyle Korver (51)	Creighton

### 2004

Round	Player	College
1	Viktor Khryapa (22)	Russia
2	Christian Drejer (51)	Florida

### 2005

Round	Player	College
1	#Antoine Wright (15)	Texas A&M
2	#Mile Ilic (43)	Serbia

### 2006

Round	Player	College
1	#Marcus Williams (22)	Connecticut
1	#Josh Boone (23)	Connecticut
2	#Hassan Adams (54)	Arizona

### 2007

Round	Player	College
1	#Sean Williams (17)	Boston College

### 2008

Round	Player	College
1	#Brook Lopez (10)	Stanford
1	#Ryan Anderson (21)	California
2	#Chris Douglas-Roberts (40)	Memphis

### 2009

Round	Player	College
1	#Terrence Williams (11)	Louisville

### 2010

Round	Player	College
1	#Derrick Favors (3)	Georgia Tech
1	Jordan Crawford (27)	Xavier
2	Tibor Pleiss (31)	Germany

### 2011

Round	Player	College
1	JaJuan Johnson (27)	Purdue
2	#Jordan Williams (36)	Maryland

### 2012

Round	Player	College
2	Ilkan Karaman (57)	Turkey

### 2013

Round	Player	College
1	#Mason Plumlee (22)	Duke

### 2014

Round	Player	College
-none-		

### 2015

Round	Player	College
1	Chris McCullough (29)	Syracuse
2	Pat Connaughton (41)	Notre Dame

#Indicates players who played for the Nets



# 2015-16 BROOKLYN NETS MEDIA GUIDE

## Trade History: 1976-1979

### 1976

August 5: Nets select Jan van Breda Kolff of Kentucky in the ABA dispersal draft.  
September 9: Nets acquire Larry McNeill from Kansas City for their 1977 3rd round draft choice (Bill Paterno).  
September 10: Nets trade Brian Taylor, Jim Eakins and their 1st round draft choices in 1977 (Otis Birdsong) and 1978 (Phil Ford) to Kansas City for Nate Archibald.  
September 15: Nets trade Ted McClain to Denver for the Nuggets' 1978 3rd round draft choice (Dave Batton), Denver's 1978 4th round draft choice (Walter Jordan) and cash.  
October 20: Nets trade Julius Erving to Philadelphia for cash.  
November 30: Nets trade their 1977 2nd round draft choice and cash to Chicago for Bob Love.

### 1977

January 8: Nets trade their 1978 4th round draft choice (Jackie Robinson) and cash to Houston for Dave Wohl.  
January 27: Nets acquire Mike Bantom from Seattle in exchange for the Sonics' 1979 4th round draft choice (James Donaldson) and cash.  
February 1: Nets trade John Williamson to Indiana for the Pacers' 1977 1st round draft choice (Bernard King) and a player to be named at the end of the 1976-77 season.  
April 11: Nets acquire Darnell Hillman from Indiana to complete the Williamson trade of February 1, 1977.  
September 1: Nets trade Nate Archibald to Buffalo for George Johnson, Houston's 1978 1st round draft choice (M.R. Richardson) and the Braves' 1979 1st round draft choice (Cliff Robinson).  
September 16: Nets acquire William (Bird) Averitt from Buffalo for cash.  
November 7: Nets trade Al Skinner, their 1978 2nd round draft choice (Terry Tyler) and their 1979 2nd round draft choice (Tony Price) to Detroit for Kevin Porter, Howard Porter and cash.

### 1978

January 27: Nets trade Bob Carrington and their 2nd round draft choices in 1980 (Louis Orr) and 1981 (Brian Jackson) to Indiana for John Williamson.  
January 30: Nets trade Darnell Hillman to Denver for the Nuggets' 1979 2nd round draft choice (Clint Richardson) and cash.  
January 31: Nets acquire Wilson Washington from Philadelphia in exchange for Denver's 1979 2nd round draft choice (Clint Richardson) the Nets' 1982 2nd round draft choice (Mitchell Anderson) and New Jersey's 1983 3rd round draft choice (Claude Riley).  
June 8: Nets acquire Phil Jackson and New York's 1978 1st round draft choice (Winford Boynes) from the Knicks in exchange for Houston's 1978 1st round draft choice (M.R. Richardson) and the Nets' 1979 1st round draft choice (Vinnie Johnson).  
July 8: Nets receive Denver's 1980 2nd round draft choice (John Stroud) as compensation for the Nuggets' signing of veteran free agent Kim Hughes.  
September 8: Nets trade Kevin Porter to Detroit for Eric Money.

### 1979

February 7: Nets trade Eric Money and Al Skinner to Philadelphia for Harvey Catchings, Ralph Simpson and cash.  
May 31: Nets trade Harvey Catchings to Milwaukee for John Gianelli and Indiana's 1979 1st round draft choice (Calvin Natt).  
October 2: Nets trade Bernard King, John Gianelli and Jim Boylan to Utah for Rich Kelley.  
October 12: Nets acquire Mike Newlin from Houston in exchange for Denver's 1980 2nd round draft choice (John Stroud) and cash.





# 2015-16 BROOKLYN NETS MEDIA GUIDE

## Trade History: 1980-1989

### 1980

February 4: Nets trade John Williamson and a future 2nd round draft choice (which became Milwaukee's 1981 2nd round pick, Steve Lingenfelter) to Washington for Roger Phegley.  
February 8: Nets trade Calvin Natt to Portland for Maurice Lucas, San Diego's 1980 1st round draft choice (Mike Gminski) and Golden State's 1981 1st round draft choice (Albert King).  
February 15: Nets trade Rich Kelley to Phoenix in exchange for the Suns 1982 1st round draft choice (Brooke Steppe), their 1983 2nd round draft choice (Pace Mannion) and cash.  
May 28: Dallas selects Winford Boynes in the expansion draft.  
August 15: Nets receive San Antonio's 1981 1st round draft choice (Ray Tolbert) as compensation for the Spur's signing of veteran free agent George Johnson.  
September 24: Nets trade Roger Phegley to Cleveland for Clarence "Foons" Walker.  
November 20: Nets trade Eddie Jordan to Los Angeles for the Lakers 1982 1st round draft choice (Eddie Phillips).

### 1981

June 9: Nets trade Cliff Robinson to Kansas City for Otis Birdsong and Milwaukee's 1981 2nd round draft choice (Steve Lingenfelter).  
June 9: Nets send Milwaukee's 1981 2nd round draft choice to Washington to complete the Roger Phegley trade of Feb. 4, 1980.  
June 10: Nets trade Mike Newlin to New York for Mike Woodson.  
June 11: Nets trade Edgar Jones to Detroit for cash.  
August 11: Nets trade Rory Sparrow and their 1985 4th round draft choice (John Battle) to Atlanta for the Hawks 1982 4th round draft choice (James Griffin).  
October 25: Nets send Maurice Lucas to New York in exchange for the Knicks not exercising their right of first refusal on Ray Williams after his signing by the Nets.  
November 2: Nets acquire Len Elmore from Milwaukee for cash.  
November 12: Nets trade Mike Woodson and Phoenix's 1982 1st round draft choice (Brooke Steppe) to Kansas City for Sam Lacey.  
November 25: Nets trade Ray Tolbert and their 1984 2nd round draft choice (Danny Young) to Seattle for James Bailey.  
December 25: Nets trade Bob McAdoo to Los Angeles for the Lakers 1983 2nd round draft choice (Kevin Williams) and cash.

### 1982

June 19: Nets acquire the rights to Wayne Sappleton from Golden State for Phoenix's 1983 2nd round draft choice (Pace Mannion).  
June 29: Nets trade Ray Williams to Kansas City for Phil Ford.  
August 27: Nets acquire Darryl Dawkins from Philadelphia in exchange for the Sixers 1983 1st round draft choice (Leo Rautins) and cash.  
September 30: Nets trade Ed Sherod to New York for the Knicks 1983 3rd round draft choice (Bruce Kuczenski).  
November 10: Nets trade Phil Ford and their 1983 2nd round draft choice (Ted Kitchel) to Milwaukee in exchange for Mickey Johnson and the rights to Fred Roberts.  
November 12: Nets trade James Bailey to Houston for San Antonio's 2nd round draft choices in 1983 (Horace Owens) and 1985 (Yvon Joseph).

### 1983

February 6: Nets trade Mickey Johnson and Eric "Sleepy" Floyd to Golden State for Micheal Ray Richardson.  
June 7: Nets trade the rights to Fred Roberts, the Lakers 1983 2nd round draft choice (Kevin Williams) and cash to San Antonio in exchange for the Spurs relinquishing their rights to coach Stan Albeck.  
June 22: Nets trade Len Elmore to New York for the Knicks 1984 2nd round draft choice (Tom Sluby).  
June 29: Nets trade their 1986 2nd round draft choice (Milt Wagner) and their 1987 2nd round draft choice (Steve Alford) to Dallas for Dirk Minniefield and the Mavericks 1987 2nd round draft choice (Andrew Kennedy).  
August 12: Nets trade Foons Walker, their 1985 1st round draft choice (Bill Wennington) and New York's 1984 2nd round draft choice (Tom Sluby) to Dallas for Kelvin Ransey.  
October 25: Nets trade Eddie Phillips, Horace Owens, Dallas 1987 2nd round draft choice (Andrew Kennedy) and cash to Philadelphia for Reggie Johnson.

### 1984

None

### 1985

August 21: Nets acquire Mickey Johnson from Golden State in exchange for a 1986 3rd round draft choice (Wendell Alexis).

### 1986

August 8: Nets trade Darwin Cook to Washington in return for cash and the Bullets agreement not to draft Dwayne Washington in the 1986 NBA draft.  
October 2: Nets send their 1989 1st round draft choice (Stacey King) and their 2nd round draft choices in 1988 (Shelton Jones) and 1989 (Stanley Brundy) to Chicago in exchange for the Bulls not exercising their right of first refusal on Orlando Woolridge after his signing by the Nets.  
October 30: Nets trade Mike O'Koren to Washington for Leon Wood.

### 1987

October 8: Nets trade James Bailey and Darryl Dawkins to Cleveland for John Bagley and Keith Lee.  
November 2: Nets obtain Mike O'Koren from Boston for cash.  
November 3: Nets acquire Dallas Comegys from Atlanta for the Hawks 1990 2nd round draft choice (Les Jepsen).  
November 5: Nets acquire Adrian Branch from the Los Angeles Lakers for cash.  
November 24: Nets acquire Philadelphia's 1988 2nd round draft choice (Charles Shackelford) in exchange for not exercising their right of first refusal on Albert King after his signing by the 76ers.

### 1988

January 16: Nets trade Mike Gminski and Ben Coleman to Philadelphia for Roy Hinson and Tim McCormick, and Nets reacquire their own 1989 2nd round draft choice (Stanley Brundy).  
June 23: Miami selects Dwayne Washington in the expansion draft.  
August 29: Nets trade Dallas Comegys to San Antonio for Walter Berry.  
October 31: Nets acquire Mike McGee from Sacramento for the Kings 2nd round draft choices in 1991 (Randy Brown) and 1996 (Jason Sasser).  
November 2: Nets trade Tony Brown, Frank Johnson, Tim McCormick and Lorenzo Romar to Houston for Joe Barry Carroll and Lester Conner.

### 1989

June 15: Orlando selects Keith Lee in the expansion draft.  
June 24: Nets trade Buck Williams to Portland for Sam Bowie and the Trail Blazers 1989 1st round draft choice (Mookie Blaylock).  
October 5: Nets trade John Bagley to Boston for the Celtics 2nd round draft choices in 1991 (Zan Tabak) and 1993 (Richard Petruska).



# 2015-16 BROOKLYN NETS MEDIA GUIDE

## Trade History: 1990-1999

### 1990

- February 21: Nets trade Joe Barry Carroll to Denver for Michael Cutright. Nets acquire Chris Dudley from Cleveland in exchange for Boston's 2nd round draft choices in 1991 (Zan Tabak) and 1993 (Richard Petruska) and cash.
- June 25: Nets acquire Reggie Theus from Orlando for their 2nd round draft choices in 1993 (Adonis Jordan) and 1995 (Rashard Griffith).
- June 26: Nets trade Dennis Hopson to Chicago for the Bulls 1st round draft choice in 1990 (Tate George), their 2nd round draft choice in 1991 (Von McDade) and Orlando's 2nd round draft choice in 1992 (P.J. Brown).
- June 27: Nets acquire the rights to Jud Buechler from Seattle in return for the Nets agreement not to select Dennis Scott in the 1990 NBA Draft.

### 1991

- January 16: Nets trade Lester Conner to Milwaukee for Greg Anderson.
- January 23: In a three-team deal, the Nets trade Greg Anderson and their 1st round draft choice in 1992 (Bryant Stith) to Denver and receive from Denver Terry Mills and from Portland Drazen Petrovic.

### 1992

- September 18: Nets obtain Jayson Williams from Philadelphia for 2nd round draft choices in 1994 (William Njoku) and 1997 (Kebu Stewart).
- November 3: Nets trade Mookie Blaylock and Roy Hinson to Atlanta for Rumeal Robinson.

### 1993

- June 21: Nets trade Sam Bowie and their 1998 2nd round draft choice (Toby Bailey) to the Los Angeles Lakers for Benoit Benjamin.
- June 30: Nets acquire from Washington, Denver's 1993 2nd round draft choice (John Best) for cash.
- December 10: Nets trade Rumeal Robinson to Charlotte for Johnny Newman.

### 1994

None

### 1995

- June 24: Vancouver selects Benoit Benjamin in the expansion draft.
- November 30: Nets trade Derrick Coleman, Sean Higgins and Rex Walters to Philadelphia for Shawn Bradley, Greg Graham and Tim Perry.

### 1996

- January 19: Nets trade Kenny Anderson and Gerald Glass to Charlotte for Kendall Gill and Khalid Reeves.
- July 16: Nets trade Greg Graham to Seattle for Vincent Askew.
- November 4: Nets trade Vincent Askew to Indiana for Reggie Williams.

### 1997

- February 17: Nets trade Shawn Bradley, Robert Pack, Ed O'Bannon and Khalid Reeves to Dallas for Jim Jackson, Chris Gatling, Sam Cassell, Eric Montross and George McCloud.
- February 20: Nets trade George McCloud to the Los Angeles Lakers in exchange for Joe Kleine and the Lakers 1997 1st round draft choice (Anthony Parker) and a conditional 2nd round pick.
- June 27: Nets trade Eric Montross, Jim Jackson and the rights to 1997 draft picks Tim Thomas and Anthony Parker to Philadelphia for the rights to 1997 draft pick Keith Van Horn, Michael Cage, Lucious Harris and Don MacLean.

### 1998

- February 19: Nets trade David Benoit, Kevin Edwards, Yinka Dare and the team's 1st round pick in the 1998 Draft to Orlando for Rony Seikaly and Brian Evans.

### 1999

- January 21: Nets trade Don MacLean and Michael Cage to Seattle for Jim McIlvaine.
- March 11: Nets trade Sam Cassell, Brian Evans and Chris Gatling and the team's 1999 1st round draft pick in a three way trade with Minnesota and Milwaukee. Nets receive guard Stephon Marbury and forward Chris Carr from Minnesota and guard Elliot Perry from Milwaukee.
- September 23: Nets trade guard Eric Murdock to the L.A. Clippers in exchange for Johnny Newman.



# 2015-16 BROOKLYN NETS MEDIA GUIDE

## Trade History: 2000-2009

### 2000

None

### 2001

June 27: Nets trade the draft rights to Eddie Griffin to the Houston Rockets in exchange for the draft rights to Richard Jefferson, Jason Collins and Brandon Armstrong.  
July 18: Nets trade Stephon Marbury, Johnny Newman and Soumaila Samake to the Phoenix Suns in exchange for Jason Kidd and Chris Dudley.

### 2002

August 6: Nets trade Keith Van Horn and Todd MacCulloch to Philadelphia in exchange for Dikembe Mutombo.

### 2003

June 26: Nets trade the draft rights to Kyle Korver to Philadelphia for cash.

### 2004

June 24: Nets trade the draft rights to Viktor Khyrpa to Portland for Eddie Gill and cash considerations.  
July 15: Nets trade Kenyon Martin to the Denver Nuggets for three future first round draft picks.  
July 29: Nets trade Kerry Kittles and cash considerations to the L.A. Clippers in exchange for their 2005 second round draft pick.  
December 17: Nets trade Alonzo Mourning, Aaron Williams, Eric Williams and two first round draft picks to the Toronto Raptors for Vince Carter.

### 2005

February 14: Nets trade two second round draft picks to the Golden State Warriors for Clifford Robinson.  
August 9: Nets acquire Marc Jackson and cash considerations from Philadelphia, in exchange for future draft considerations.

### 2006

February 23: Nets acquire Bostjan Nachbar from New Orleans/Oklahoma City in exchange for Marc Jackson, Linton Johnson III and cash considerations.  
July 27: Nets acquire Mikki Moore from Seattle in exchange for their 2009 second round draft pick.

### 2007

January 3: Nets acquire Bernard Robinson from the Charlotte Bobcats in exchange for Jeff McInnis and cash considerations.

### 2008

October 29: Nets acquire David Wesley from New Orleans in exchange for Bernard Robinson, Mile Ilic and cash considerations.  
February 4: Nets acquire Stromile Swift from the Memphis Grizzlies in exchange for center Jason Collins and cash considerations.  
February 19: Nets acquire Devin Harris, Trenton Hassell, Maurice Ager, DeSagana Diop and Keith Van Horn along with Dallas' first round draft picks in 2008 and 2010, and cash considerations from the Dallas Mavericks in exchange for Jason Kidd, Antoine Wright and Malik Allen.  
June 26: Nets acquire Yi Jianlian and Bobby Simmons from Milwaukee in exchange for Richard Jefferson  
July 21: Nets acquire Keyon Dooling from Orlando in exchange for cash considerations.  
July 22: Nets trade Marcus Williams to Golden State in exchange for future draft considerations.

### 2009

June 25: Nets acquire Rafer Alston, Tony Battie and Courtney Lee from Orlando in exchange for Vince Carter and Ryan Anderson



# 2015-16 BROOKLYN NETS MEDIA GUIDE

## Trade History: 2010-15

### 2010

- January 5: Acquired Chris Quinn from the Miami Heat along with the Heat's second round draft pick in 2012 and cash considerations in exchange for the Nets 2010 second round draft pick (protected 1-50).
- January 11: Acquired Kris Humphries and Shawne Williams from Dallas in exchange for Eduardo Najera.
- June 24: Acquired Damion James from the Atlanta Hawks in exchange for Jordan Crawford and Tibor Pleiss.
- June 25: Traded Chris Douglas-Roberts and cash considerations to Milwaukee for a 2012 second-round pick.
- June 29: Traded Yi Jianlian and cash considerations to Washington for Quinton Ross.
- July 13: Acquired Anthony Morrow from the Golden State Warriors in exchange for a Nets 2011 second round pick (protected 31-55).
- August 11: Acquired Troy Murphy from Indiana while sending Courtney Lee to Houston as part of a four-team trade.
- December 15: Acquired Sasha Vujacic from the Los Angeles Lakers in a three-team trade, sending Joe Smith to the Los Angeles Lakers and Terrence Williams to Houston.

### 2011

- February 23: Acquired Deron Williams from Utah in exchange for Devin Harris, Derrick Favors, two first round draft picks (Nets 2011, Golden State 2012) and cash considerations.
- February 23: Acquired Dan Gadzuric and Brandon Wright from Golden State in exchange for Troy Murphy and the Nets second round pick in 2012.
- June 23: Acquired the draft rights to MarShon Brooks from Boston in exchange for the Draft rights to JaJuan Johnson and the Nets 2014 second round draft pick.
- June 24: Acquired the draft rights to Bojan Bogdanovic from the Minnesota Timberwolves in exchange for the Nets 2013 second round draft pick and cash considerations.

### 2012

- March 15: Acquired Gerald Wallace from the Portland Trail Blazers in exchange for Mehmet Okur, Shawne Williams and the Nets 2012 first round draft pick.
- June 28: Acquired draft rights to Tyshawn Taylor from the Portland Trail Blazers in exchange for cash considerations.
- June 28: Acquired the draft rights to Tornike Shengelia from the Philadelphia 76ers in exchange for cash considerations.
- July 11: Acquired Joe Johnson from the Atlanta Hawks in exchange for Jordan Farmar, Anthony Morrow, DeShawn Stevenson, Jordan Williams, Johan Petro, Houston's 2013 first round pick and the Nets' second round draft pick in 2017.
- July 11: Acquired Reggie Evans from the Los Angeles Clippers in exchange for the right to swap second round picks in 2016.

### 2013

- July 12: Acquired Kevin Garnett, Paul Pierce, Jason Terry, D.J. White and a 2017 second round draft pick from the Boston Celtics in exchange for Keith Bogans, Kris Humphries, Kris Joseph, Gerald Wallace, MarShon Brooks, three first round picks (2014, 2016 and 2018) and the right to swap first round selections in 2017.

### 2014

- January 21: Acquired draft rights to Edin Bavec from the New Orleans Pelicans in exchange for Tyshawn Taylor and cash considerations.
- January 21: Acquired Marquis Teague from the Chicago Bulls in exchange for Tornike Shengelia.
- February 19: Acquired Marcus Thornton from the Sacramento Kings in exchange for Reggie Evans and Jason Terry.
- June 26: Acquired draft rights to Markel Brown, the 44<sup>th</sup> overall pick in the 2014 NBA Draft, from the Minnesota Timberwolves in exchange for cash considerations.
- June 26: Acquired draft rights to Xavier Thames, the 59<sup>th</sup> overall pick in the 2014 NBA Draft, from the Toronto Raptors in exchange for cash considerations.
- June 26: Acquired draft rights to Cory Jefferson, the 60<sup>th</sup> overall pick in the 2014 NBA Draft, from the Philadelphia 76ers in exchange for cash considerations.
- June 30: Acquired second round draft picks in 2015 and 2019 from the Milwaukee Bucks in exchange for permitting head coach Jason Kidd to leave the organization to coach the Bucks.
- July 10: Acquired Jarrett Jack and Sergey Karasev from the Cleveland Cavaliers as part of a three-team trade which also included the Boston Celtics. The Nets sent Marcus Thornton to Boston, as well as the draft rights to Ilkan Karaman and Edin Bavec to Cleveland.
- October 24: Acquired Casper Ware from the Philadelphia 76ers in exchange for Marquis Teague and the 2019 second round draft pick that was obtained from Milwaukee on June 30, 2014.
- December 11: Acquired Brandon Davies from the Philadelphia 76ers in exchange for Andrei Kirilenko, Jorge Gutierrez, the Nets' second round draft pick in 2020 and the right to swap second round picks in 2018.

### 2015

- February 19: Acquired Thaddeus Young from the Minnesota Timberwolves in exchange for Kevin Garnett.
- June 25: Acquired draft rights to Rondae Hollis-Jefferson, the 23<sup>rd</sup> overall pick in the 2015 NBA Draft, and Steve Blake, from the Portland Trail Blazers in exchange for Mason Plumlee and the draft rights to Pat Connaughton, the 41<sup>st</sup> overall pick in the 2015 NBA Draft.
- June 25: Acquired draft rights to Juan Pablo Vaulet, the 39<sup>th</sup> overall pick in the 2015 NBA Draft, from the Charlotte Hornets in exchange for a 2018 second round pick, the Nets' 2019 second round pick and cash considerations.
- July 13: Acquired Quincy Miller from the Detroit Pistons in exchange for Steve Blake.





# 2015-16 BROOKLYN NETS MEDIA GUIDE

## All-Time Uniform Numbers

### #0

Andray Blatche  
Sundiatu Gaines  
Orien Greene  
Jarrett Jack  
Jeff McInnis  
Orlando Woolridge

### #00

Benoit Benjamin  
Evan Eschmeyer  
Eric Montross  
Johnny Moore

### #1

Rafer Alston  
Nate Archibald  
Brandon Armstrong  
Chris Childs  
Phil Ford  
Sundiatu Gaines  
Ron Mercer  
Elliot Perry  
Mason Plumlee  
Kevin Porter  
Chris Quinn  
Foots Walker  
Dwayne Washington  
C.J. Watson  
David Wesley  
Marcus Williams  
Terrence Williams

### #2

Vincent Askew  
James Bailey  
David Benoit  
Josh Boone  
Rodney Buford  
Josh Childress  
Jordan Farmar  
Kevin Garnett  
Evrin Gray  
Dennis Hopson  
Anthony Johnson  
Kevin Ollie  
Doug Overton  
Rony Seikaly  
Rex Walters  
Derrick Zimmerman

### #3

Mike O'Koren  
Drazen Petrovic

### #4

Rick Mahorn

### #5

John Bagley  
Jason Kidd  
Terry Mills  
Eric Murdock  
Jamel Thomas

### #6

Alan Anderson  
Walter Berry  
Travis Best  
Keith Bogans  
Courtney Lee  
Kenyon Martin  
Khalid Reeves  
Stromile Swift  
Mario West

### #7

Kenny Anderson  
Tony Battie  
Earl Boykins  
Armon Johnson  
Joe Johnson  
Jerome Moiso  
Troy Murphy  
Pete Myers  
Bostjan Nachbar  
Kevin Williams  
Reggie Williams  
Shawne Williams

### #8

Hassan Adams  
Eddie Gill  
Anthony Johnson  
Tamar Slay  
Joe Smith  
Deron Williams  
Terrence Williams

### #9

MarShon Brooks  
Anthony Goldwire  
Jerome Jordan  
Sean Higgins  
Mile Ilic  
Yi Jianlian  
Damon Jones  
Robert Pack

### #10

Darrel Armstrong  
Otis Birdsong  
Mookie Blaylock  
Keith Bogans  
Sam Cassell  
Maurice Cheeks  
Derrick Dial  
Vern Fleming  
Damion James  
Sergey Karasev  
Bob Love  
Zoran Planinic  
Al Skinner  
Robert Smith  
Tyshawn Taylor  
Marcus Thornton

### #11

Joe Barry Carroll  
Chris Childs  
Yinka Dare  
Sherman Douglas  
Brian Evans  
Rudy Hackett  
Robert Hawkins  
Mark Jones  
Brook Lopez  
Todd MacCulloch  
Lowes Moore  
Louie Nelson  
Jacque Vaughn

### #12

Tim Bassett  
Rick Carlisle  
Darwin Cook  
Sleepy Floyd  
Corey Gaines  
Tate George  
Lucious Harris  
Nenad Krstic  
Kevin McKenna  
Marquis Teague  
Chuck Terry

### #13

Maurice Ager  
Kendall Gill  
Jorge Gutierrez  
Donny Marshall  
Mehmet Okur  
Quinton Ross  
Ray Williams

### #14

Bird Averitt  
DeSagana Diop  
Andre Emmett  
Derrick Favors  
Jamie Feick  
Gerald Green  
Jaren Jackson  
Damion James  
Shaun Livingston  
Eric Money  
Darius Morris  
Eduardo Najera  
Mike Newlin  
Robert Pack  
Kelvin Ransley  
Foots Walker  
Duane Washington

### #15

Vince Carter  
Lester Conner  
Chris Gatling  
Eddie Jordan  
Jamie Waller  
Ricky Wilson  
Dave Wohl

### #17

Chris Douglas-Roberts  
Phil Jackson  
Foots Walker  
Eric Williams

### #18

Ben Uzoh

### #20

Ryan Anderson  
Brandon Davies  
Sherman Douglas  
Greg Graham  
Bill Jones  
Doug Lee  
Kirk Lee  
Maurice Lucas  
Jamaal Magloire  
Pace Mannion  
Johnny Newman  
Doug Overton  
Michael Ray Richardson  
Rumeal Robinson  
Tornike Shengelia  
Billy Thomas  
Sasha Vujacic  
Jordan Williams

### #21

Jan van Breda Kolff  
Rafael Addison  
Tim Bassett  
Adrian Branch  
Stanley Brundy  
David Burns  
Kevin Edwards  
Sleepy Floyd  
Eddie Gill  
Roy Hinson  
Cory Jefferson  
Bob McAdoo  
Travis Outlaw  
Brian Scalabrine  
Bobby Simmons  
Antoine Wright

### #22

Ron Anderson  
David Benoit  
Dudley Bradley  
Ron Brewer  
Markel Brown  
Chris Dudley  
Jarvis Hayes  
Rod Higgins  
Jim Jackson  
Bernard King  
Mike McGee  
Jim McIlvaine  
Anthony Morrow  
Johnny Newman  
Roger Phegley  
Bernard Robinson  
Jan van Breda Kolff  
Billy Thomas  
Mike Wilson  
Leon Wood

### #23

Bob Carrington  
Roy Hinson  
Dennis Hopson  
Bruce Kuczenski  
John Williamson

### #24

Scott Burrell  
Lloyd Daniels  
Derrick Gervin  
Stephen Jackson  
Dave Jamerson  
Richard Jefferson  
Kris Joseph  
Keith Lee  
Don MacLean  
Larry Owens  
Jay Taylor  
Reggie Theus

### #26

Stephen Graham  
Awwee Story

### #27

Johan Petro

### #28

Kaniel Dickens  
Darnell Hillman  
Jerry Smith

### #30

Reggie Evans  
Derrick Gervin  
Bernard King  
Kerry Kittles  
Clifford Robinson  
Ralph Simpson  
Al Skinner  
Ray Tolbert  
Jeff Turner  
Thaddeus Young

### #31

Sam Bowie  
Damone Brown  
Dennis Horner  
Larry McNeil  
Lamond Murray  
Ed O'Bannon  
Mike O'Koren  
Mark Strickland  
Jason Terry  
Dwayne Washington

### #33

Greg Anderson  
James Bailey  
Mark Crow  
Yinka Dare  
Reggie Johnson  
Rich Jones  
Maurice Lucas  
Stephon Marbury  
Kevin McKenna  
Mikki Moore  
Alonzo Mourning  
Dwayne Schintzius  
Charles Shackleford  
Mirza Teletovic  
Shelden Williams  
Leon Wood

### #34

Winford Boynes  
Mel Daniels  
Chris Engler  
Devin Harris  
Tom LaGarde  
Xavier McDaniel  
Chris Morris  
Scott Padgett  
Tim Perry  
Paul Pierce  
Rory Sparrow  
Aaron Williams  
Bill Willoughby  
Brandon Wright

### #35

Tony Brown  
Jud Buechler  
Jason Collins  
Gerald Glass  
Kim Hughes  
Joe Kleine  
Purvis Short  
Jeff Turner

### #40

Harvey Catchings  
Ron Cavenall  
Ben Coleman  
Jim Fox  
Yvon Joseph  
Sam Lacey  
Tim McCormick  
Earl Williams

### #41

Elden Campbell  
Tyshawn Taylor  
John Thomas  
Robert Werdann

### #42

Mike Bantom  
P.J. Brown  
Mel Davis  
Evan Eschmeyer  
Mike Gminski  
Mark Hendrickson  
Dave Hoppen  
Edgar Jones  
Anthony Mason  
Calvin Natt  
Jerry Stackhouse  
David Vaughn  
Wilson Washington  
Mike Woodson

### #43

Chris Carr  
Armon Gilliam  
Mike Gminski  
Kris Humphries  
George Johnson  
Linton Johnson  
Mickey Johnson

### #44

Bojan Bogdanovic  
Derrick Coleman  
Joe Cooper  
Hubert Davis  
Jack Haley  
Donnell Harvey

### #44 (Cont.)

Trenton Hassell  
Marc Jackson  
Tony Massenberg  
Cliff Robinson  
Wayne Sappleton  
Ralph Simpson  
Keith Van Horn

### #45

Shawn Bradley  
Michael Cage  
Bobby Cattage  
Dallas Comegys  
Mikki Moore  
Cliff Robinson  
Soumaila Samake  
Gerald Wallace

### #46

Jason Collins

### #47

Andrei Kirilenko

### #50

Adrian Caldwell  
William Cunningham  
Chris Engler  
Dan Gadzuric  
Eddie House  
Reggie Slater  
Vladimir Stepania  
David Vaughn

### #51

Eddie Phillips  
Sean Williams

### #52

Chucky Brown  
Chris Dudley  
George Johnson  
Buck Williams

### #53

Darryl Dawkins  
Rich Kelly

### #54

Bob Elliot  
Dave Feitl  
Steve Goodrich  
Jack Haley  
Dan O'Sullivan  
Howard Porter  
Rodney Rogers

### #55

Earl Clark  
Keyon Dooling  
Bob Elliot  
Albert King  
Dikembe Mutombo  
Jabari Smith  
Jayson Williams

### #77

Gheorghe Muresan

### #92

DeShawn Stevenson

### #98

Jason Collins



# 2015-16 BROOKLYN NETS MEDIA GUIDE

## Year-by-Year Recaps: 1976-77

**Nets, Spurs, Nuggets and Pacers join the NBA; Erving sent to Philadelphia**

**Final Record:** 22-60 (.268)

**Head Coach:** Kevin Loughery

ABA and NBA merge on June 17. Julius Erving is sold to Philadelphia on October 20 following a contract dispute. Brian Taylor and two first round draft picks are sent to Kansas City in exchange for Nate Archibald on September 10. John Williamson is traded to the Indiana Pacers on January 31 for a first round pick. Robert "Bubbles" Hawkins leads the Nets in scoring with 19.3 ppg.

### 1976-77 ROSTER

1	Nate Archibald	G	6'1"	160	09/02/1948	Texas El-Paso
42	Mike Bantom	F	6'9"	200	12/03/1951	St. Joseph's
21	Tim Bassett	F	6'8"	225	04/01/1951	Georgia
34	Mel Daniels	F	6'9"	225	07/20/1944	New Mexico
42	Mel Davis	F	6'8"	220	11/09/1950	St. John's
40	Jim Fox	C	6'10"	230	04/07/1943	South Carolina
11	Rudy Hackett	F	6'9"	215	05/10/1953	Syracuse
11	Robert Hawkins	G	6'4"	190	06/30/1954	Illinois State
35	Kim Hughes	C	6'11"	220	06/04/1952	Wisconsin
33	Rich Jones	F	6'8"	230	12/27/1946	Memphis St.
10	Bob Love	F	6'8"	215	12/08/1942	Southern
31	Larry McNeill	F	6'9"	195	01/31/1951	Marquette
30	Al Skinner	G/F	6'3"	195	06/16/1952	Massachusetts
12	Chuck Terry	F	6'6"	215	09/27/1950	Long Beach St.
20	Jan van Breda Kolff	F	6'7"	200	12/16/1951	Vanderbilt
40	Earl Williams	F	6'7"	230	03/24/1951	Winston-Salem St.
23	John Williamson	G	6'2"	190	11/10/1952	New Mexico St.
15	Dave Wohl	G	6'2"	185	11/02/1949	Pennsylvania



### Final 1976-1977 Statistics (22-60) NEW YORK NETS

PLAYER	G-GS	MIN	FG-FGA	PCT	FT-FTA	PCT	OFF	DEF	TOT	AST	PF-DQ	STL	TO	BLK	PTS	AVG	HI
Williamson	42-40	1426	357-803	.445	161-204	.789	24	95	119	90	143-3	59	0	6	875	20.8	37
Archibald	34-34	1277	250-560	.446	197-251	.785	22	58	80	254	77-1	59	0	11	697	20.5	34
Hawkins	52-11	1481	406-909	.447	194-282	.688	67	87	154	93	163-2	77	0	26	1006	19.3	44
Skinner	79-44	2256	382-887	.431	231-292	.791	112	251	363	289	279-7	103	0	53	995	12.6	24
Bantom (TOT)	77-47	1909	361-755	.478	224-310	.723	184	287	471	102	233-7	63	0	49	946	12.3	32
Bantom (NYN)	33-18	1114	224-474	.473	166-226	.735	101	184	285	50	120-4	28	0	28	614	18.6	32
Jones	34-8	877	134-348	.385	92-121	.760	48	146	194	46	109-2	38	0	11	360	10.6	21
van Breda Kolff	72-66	2398	271-609	.445	195-228	.855	156	304	460	117	205-2	74	0	68	737	10.2	24
Love	13-2	228	49-106	.462	33-39	.846	15	23	38	4	23-0	1	0	2	131	10.1	20
Bassett	76-62	2442	293-739	.396	101-177	.571	175	466	641	109	246-10	95	0	53	687	9.0	24
McNeill	8-0	93	18-51	.353	24-30	.800	10	16	26	3	13-1	4	0	1	60	7.5	23
Davis (TOT)	56-22	1094	168-464	.362	64-91	.703	98	195	293	71	130-0	31	0	5	400	7.1	25
Davis (NYN)	34-15	752	127-354	.359	42-60	.700	68	125	193	47	85-0	22	0	4	296	8.7	25
Fox	71-7	1165	184-398	.462	95-114	.833	100	229	329	49	158-1	20	0	25	463	6.5	21
Wohl (TOT)	51-22	986	116-290	.400	61-89	.685	16	65	81	142	115-2	39	0	6	293	5.7	22
Wohl (NYN)	37-22	924	109-273	.399	57-85	.671	15	61	76	127	97-1	39	0	6	275	7.4	22
Terry	61-11	1075	128-318	.403	48-62	.774	43	10	143	39	120-0	58	0	10	304	5.0	19
Hughes	81-70	2081	151-354	.427	19-69	.275	189	375	564	98	308-9	122	0	119	321	4.0	14
Daniels	11-0	126	13-35	.371	13-23	.565	10	24	34	6	29-0	3	0	11	39	3.5	7
Williams	1-0	7	0-2	.000	3-6	.500	1	1	2	1	2-0	0	0	1	3	3.0	3
Hackett	1-0	8	0-2	.000	2-5	.400	1	2	3	0	1-0	0	0	0	2	2.0	2
NETS	82	19730	3096-7222	.429	1673-2274	.736	1157	2547	3704	1422	2178-43	802	1613	435	7865	95.9	127
OPPONENTS	82	19730	3279-7074	.464	1863-2488	.749	1149	2937	4086	1910	1970-21	778	1713	512	8421	102.7	139



# 2015-16 BROOKLYN NETS MEDIA GUIDE

## 1976-1977 SEASON RESULTS

DATE	OPPONENT	SCORE	W/L	REC	SCORING	REBOUNDS	ASSISTS	ATTEN.
Oct. 22	@ Golden State	104-103	W	1-0	Archibald, 30	Hughes, 10	Archibald, 8	13155
Oct. 23	@ Portland	104-114	L	1-1	Williamson, 27	Jones, 9	Archibald, 4	12626
Oct. 24	@ Seattle	93-104	L	1-2	Williamson, 21	van Breda Kolff, 6	Bassett, 3	14098
Oct. 27	WASHINGTON	96-93	W	2-2	Archibald, 26	Hughes, 16	Archibald, 6	5832
Oct. 29	INDIANA	89-90	L	2-3	Archibald, 27	Hughes, 16	Archibald, 8	4239
Oct. 30	@ Philadelphia	80-104	L	2-4	Williamson, 16	Bassett/Skinner, 9	Archibald, 7	18116
Nov. 1	CLEVELAND	75-82	L	2-5	Archibald, 22	van Breda Kolff, 14	Archibald, 7	4681
Nov. 3	BUFFALO	100-96	W	3-5	Williamson, 36	Bassett, 12	Archibald, 7	5220
Nov. 5	HOUSTON	95-91	W	4-5	Archibald, 23	Hughes, 7	Archibald, 10	5482
Nov. 6	@ Cleveland	93-101	L	4-6	Williamson, 28	Bassett, 10	Archibald, 5	18681
Nov. 9	@ New Orleans	99-110	L	4-7	Archibald, 29	Hughes, 11	Skinner, 3	7626
Nov. 11	@ San Antonio	104-108	L	4-8	Williamson, 31	Hughes, 14	Archibald, 10	6043
Nov. 13	@ Houston	114-110	W	5-8	Williamson, 37	Hughes, 10	Archibald, 10	6032
Nov. 17	@ Denver	78-112	L	5-9	Archibald, 18	Bassett, 8	Archibald, 8	15792
Nov. 19	@ Phoenix	90-88	W	6-9	Williamson, 29	Bassett, 13	Archibald, 6	8506
Nov. 21	@ Los Angeles	91-96	L	6-10	Williamson, 27	Bassett, 13	Archibald, 6	10157
Nov. 24	SAN ANTONIO	99-91	W	7-10	Archibald, 23	Bassett, 21	Archibald, 15	6583
Nov. 26	ATLANTA	105-109	L	7-11	Williamson, 34	Bassett, 11	Archibald, 9	7269
Nov. 27	@ Milwaukee	96-91	W	8-11	Archibald, 28	Hughes, 15	Archibald, 10	10938
Nov. 30	@ New York	104-103	W	9-11	Archibald, 34	van Breda Kolff, 11	Archibald, 8	14607
Dec. 1	PHOENIX	96-106	L	9-12	Archibald, 22	Hughes, 18	Skinner, 7	5103
Dec. 3	DENVER	124-126	L	9-13	Williamson, 30	Jones, 9	Archibald, 16	8145
Dec. 4	@ Atlanta	107-105	W	10-13	Williamson, 28	Fox, 9	Archibald, 15	2594
Dec. 8	NEW YORK	95-105	L	10-14	Archibald, 27	van Breda Kolff, 14	Archibald, 9	10329
Dec. 10	DETROIT	104-106	L	10-15	Archibald, 27	Bassett, 17	Archibald, 7	7144
Dec. 11	@ Detroit	115-88	W	11-15	Williamson, 30	Bassett/Archibald, 7	Archibald, 14	6582
Dec. 16	@ Kansas City	90-100	L	11-16	Archibald, 20	Hughes, 9	Archibald, 8	6080
Dec. 17	MILWAUKEE	110-126	L	11-17	Skinner, 21	Hughes/Jones, 8	Archibald, 5	5775
Dec. 19	BOSTON	87-94	L	11-18	Love, 19	Bassett, 13	Archibald, 5	7380
Dec. 22	NEW ORLEANS	127-93	W	12-18	Skinner, 22	Fox, 12	Archibald, 6	6209
Dec. 23	@ Indiana	94-96	L	12-19	Williamson, 28	Jones, 10	Archibald/Skinner, 5	8754
Dec. 29	SEATTLE	96-102	L	12-20	Williamson/Archibald, 26	Bassett, 12	Archibald, 9	6863
Jan. 1	@ Buffalo	87-102	L	12-21	Hawkins, 16	Hughes, 7	Skinner, 5	7587
Jan. 2	PHILADELPHIA	110-139	L	12-22	Williamson, 25	Bassett/Fox, 7	Skinner, 5	9352
Jan. 4	@ Chicago	80-88	L	12-23	Williamson, 20	Bassett, 12	Williamson, 3	5266
Jan. 5	@ Washington	92-107	L	12-24	Williamson, 20	van Breda Kolff, 8	Williamson, 5	4834
Jan. 7	LOS ANGELES	82-85	L	12-25	Skinner, 20	Skinner, 12	Skinner, 7	5445
Jan. 8	@ Indiana	73-80	L	12-26	Hawkins, 19	Hughes, 12	Hughes/Skinner, 4	8591
Jan. 14	ATLANTA	101-120	L	12-27	Williamson, 23	Fox, 8	Skinner, 7	1404
Jan. 16	@ Boston	91-106	L	12-28	Williamson, 17	Bassett, 8	Wohl/Terry/Skinner/Jones, 4	9450
Jan. 20	@ Kansas City	92-123	L	12-30	Hawkins, 25	Fox, 12	Wohl/Skinner/Hawkins, 3	5844
Jan. 21	WASHINGTON	88-99	L	12-31	Hawkins, 23	Skinner, 15	Wohl, 6	6122
Jan. 23	CHICAGO	95-86	W	13-31	Hawkins, 24	Bassett, 11	Skinner, 8	5508
Jan. 26	@ Detroit	101-103 (OT)	L	13-31	Hawkins, 20	Bassett, 13	Wohl/Davis, 4	3614
Jan. 28	GOLDEN STATE	84-106	L	13-32	Hawkins, 27	Hughes, 11	Wohl/Bassett, 3	5042
Jan. 30	MILWAUKEE	92-100	L	13-34	Skinner, 20	Bassett, 12	Skinner, 5	7125
Feb. 2	BOSTON	99-89	W	14-34	Skinner, 24	Davis, 12	Hawkins, 6	6516
Feb. 4	@ Philadelphia	113-112	W	15-34	Bantom, 32	van Breda Kolff, 10	Hughes/Skinner/Wohl, 3	11032
Feb. 6	@ Cleveland	94-90	W	16-34	Hawkins, 37	VBK/Bassett, 11	Skinner, 9	9364
Feb. 8	@ Milwaukee	97-100	L	16-35	Hawkins, 25	Bantom, 10	Skinner/Hawkins, 2	7894
Feb. 9	NEW ORLEANS	93-89 (OT)	W	17-35	Hawkins, 44	Hughes, 14	Wohl, 6	5497
Feb. 11	BUFFALO	94-96	L	17-36	Hawkins, 25	Bantom, 19	Skinner, 10	6663
Feb. 15	@ Chicago	106-114	L	17-37	Bantom, 28	Davis, 8	Hughes, 7	5116
Feb. 16	@ Denver	102-116	L	17-38	Hawkins, 27	Hughes, 10	Skinner, 4	15858
Feb. 18	SEATTLE	88-93	L	17-39	Hawkins, 23	Bantom, 13	Wohl, 6	6775
Feb. 19	@ New York	86-85	W	18-39	Hawkins, 24	Skinner/Bantom/Terry, 7	Wohl, 6	16743
Feb. 20	NEW YORK	80-100	L	18-40	Davis, 18	Hughes, 10	Wohl, 6	13741
Feb. 23	DENVER	91-88	W	19-40	van Breda Kolff/Bantom, 16	Hughes/Bantom, 11	Skinner, 6	8067
Feb. 25	DETROIT	106-112	L	19-41	Hawkins, 28	Bassett/Bantom, 12	vBK/Wohl, 4	6935
Feb. 27	GOLDEN STATE	98-106	L	19-42	Bantom, 23	van Breda Kolff, 14	Wohl, 6	7964
Mar. 1	@ Buffalo	104-95	W	20-42	Bantom, 21	Bassett/Fox, 10	Davis/Hawkins, 4	5126
Mar. 2	KANSAS CITY	100-112	L	20-43	Bantom, 18	Hughes, 11	Skinner, 6	4865
Mar. 4	SAN ANTONIO	121-135	L	20-44	Hawkins, 26	Fox, 11	Skinner, 3	5776
Mar. 6	HOUSTON	91-99	L	20-45	Hawkins, 25	van Breda Kolff, 9	Skinner, 4	8622
Mar. 11	PHOENIX	82-73	W	21-45	Bantom, 18	Bantom, 14	Bantom/Skinner, 4	6730
Mar. 13	LOS ANGELES	81-84	L	21-46	Bantom, 25	Bantom, 16	Wohl, 11	9384
Mar. 15	@ San Antonio	108-118	L	21-47	Davis, 25	Davis, 11	Bantom/Skinner, 4	7391
Mar. 16	@ Houston	86-100	L	21-48	Hawkins, 25	Bantom, 10	Skinner, 5	7136
Mar. 18	CLEVELAND	88-101	L	21-49	Hawkins/Bantom, 24	Hughes/Skinner/Hawkins, 7	Skinner, 8	8663
Mar. 20	PHILADELPHIA	104-111	L	21-50	Hawkins/Skinner, 22	Bantom, 16	Skinner, 12	12423
Mar. 23	KANSAS CITY	96-107	L	21-51	Hawkins, 22	Fox, 13	Wohl, 4	4376
Mar. 25	PORTLAND	103-131	L	21-52	Hawkins, 24	Hughes/Fox, 7	Skinner, 11	11163
Mar. 27	@ Boston	109-114	L	21-53	Bantom, 31	Skinner, 11	Bantom/Skinner, 3	14164
Mar. 29	@ New Orleans	85-94	L	21-54	Bantom, 26	Hughes, 13	Skinner, 4	6357
Mar. 31	@ Atlanta	81-95	L	21-55	van Breda Kolff, 18	Skinner/Hughes, 9	Skinner, 4	3647
Apr. 1	INDIANA	88-89	L	21-56	Hawkins, 21	Bassett, 18	Wohl, 5	8782
Apr. 3	@ Washington	97-115	L	21-57	Hawkins, 26	VBK/Bassett, 9	Hawkins, 5	8172
Apr. 5	@ Seattle	88-86	W	22-57	Bantom, 21	van Breda Kolff, 11	Wohl, 5	13774
Apr. 7	@ Golden State	86-124	L	22-58	Hawkins, 35	Davis, 11	Wohl, 5	11236
Apr. 8	@ Los Angeles	100-124	L	22-59	Davis, 20	Bassett, 15	Skinner, 6	11695
Apr. 10	@ Phoenix	104-128	L	22-60	Bantom, 23	Bassett, 12	8476	



# 2015-16 BROOKLYN NETS MEDIA GUIDE

## Year-by-Year Recaps: 1977-78

### Franchise moves to New Jersey, changing team name to New Jersey Nets; Nets draft Bernard King in first round

Team Name: New Jersey Nets

Home Court: Rutgers Athletic Center, Piscataway, N.J.

Final Record: 24-58 (.293)

Head Coach: Kevin Loughery

Franchise shifts operations to New Jersey on September 12. Bernard King has spectacular rookie season, finishing with a 24.2 scoring average and 9.5 rpg. Nets re-acquire John Williamson from Indiana on January 27 in exchange for Bob Carrington and two second round draft choices. New Jersey hires Charles Theokas as General Manager to replace Bill Melchionni, who resigns at the end of the season.

#### 1977-78 Roster

14	Bird Averitt	G	6'2"	175	07/22/1952	Pepperdine
21	Tim Bassett	F	6'8"	225	04/01/1951	Georgia
23	Bob Carrington	F	6'6"	195	07/03/1953	Boston College
33	Mark Crow	F	6'6"	210	10/22/1954	Duke
11	Robert Hawkins	G	6'4"	190	06/30/1954	Illinois State
28	Darnell Hillman	F	6'9"	215	08/29/1949	San Jose St.
35	Kim Hughes	C	6'11"	220	06/04/1952	Wisconsin
52	George Johnson	C	6'11"	205	12/18/1948	Dillard
15	Ed Jordan	G	6'1"	170	01/29/1955	Rutgers
22	Bernard King	F	6'7"	205	12/04/1956	Tennessee
11	Louie Nelson	G	6'3"	190	05/28/1951	Washington
54	Howard Porter	F	6'8"	220	08/31/1948	Villanova
1	Kevin Porter	G	6'0"	175	04/17/1950	St. Francis
30	Al Skinner	G/F	6'3"	195	06/16/1952	Massachusetts
20	Jan van Breda Kolff	F	6'7"	200	12/16/1951	Vanderbilt
42	Wilson Washington	F	6'10"	235	08/03/1955	Old Dominion
23	John Williamson	G	6'2"	190	11/10/1952	New Mexico St.
15	Dave Wohl	G	6'2"	185	11/02/1949	Pennsylvania



#### Final 1977-1978 Statistics (24-58) NEW JERSEY NETS

PLAYER	G-GS	MIN	FG-FGA	PCT	FT-FTA	PCT	OFF	DEF	TOT	AST	PF-DQ	STL	TO	BLK	PTS	AVG	HI
King	79-79	3092	798-1665	.479	313-462	.677	265	486	751	193	302-5	122	311	36	1909	24.2	44
Williamson	75-70	2731	723-1649	.438	331-391	.847	66	161	227	214	236-6	94	228	10	1777	23.7	50
Williamson	33-32	1282	388-854	.454	197-230	.857	32	75	107	82	105-2	47	101	10	973	29.5	50
Skinner	8-8	277	41-101	.406	39-44	.886	14	38	52	33	34-2	13	29	5	121	15.1	28
K. Porter (TOT)	82-72	2813	495-1055	.469	244-320	.763	53	161	214	837	283-6	123	360	15	1234	15.0	40
K. Porter (NJ)	74-72	2686	481-1024	.470	235-307	.765	48	151	199	801	265-6	118	348	15	1197	16.2	40
Hillman	45-41	1220	236-501	.471	118-205	.576	126	212	338	49	160-7	49	109	44	590	13.1	28
H. Porter (TOT)	63-9	1323	309-635	.487	124-155	.800	100	179	279	42	134-0	29	55	38	742	11.8	29
H. Porter (NJ)	55-7	1216	293-592	.495	120-148	.811	95	167	262	40	119-0	26	50	33	706	12.8	29
Hawkins	15-5	343	69-150	.460	25-29	.862	21	29	50	37	51-1	22	43	13	163	10.9	25
Carrington	37-25	1032	157-392	.401	72-97	.742	42	7	112	55	132-5	43	66	12	386	10.4	28
Johnson	81-78	2411	285-721	.395	133-185	.719	245	534	779	111	339-20	78	221	274	703	8.7	24
Averitt	21-5	409	69-188	.367	36-45	.800	7	26	33	68	37-1	17	55	1	174	8.3	32
Jordan (TOT)	73-4	1213	215-538	.400	131-167	.784	35	84	119	177	94-0	126	106	19	561	7.7	30
Jordan (NJ)	51-3	1042	196-482	.407	119-151	.788	33	75	108	145	84-0	114	92	18	511	10.0	30
Nelson (TOT)	33-0	406	85-211	.403	57-84	.679	13	39	52	34	33-0	22	48	7	227	6.9	22
Nelson (NJ)	25-0	353	82-197	.416	48-73	.658	12	37	49	29	28-0	20	40	6	212	8.5	22
Washington	38-12	561	100-206	.485	29-53	.547	50	106	156	10	75-2	18	63	37	229	6.0	19
Washington	24-12	523	92-187	.492	26-47	.553	48	94	142	9	72-2	17	53	35	210	8.8	19
Crow	15-0	154	35-80	.438	14-20	.700	14	13	27	8	24-0	5	12	1	84	5.6	16
Bassett	65-23	1474	149-384	.388	50-97	.515	142	262	404	63	181-5	62	80	33	348	5.4	17
van Breda Kolff	68-13	1419	107-292	.366	87-123	.707	66	178	244	105	192-8	52	73	46	301	4.4	13
Wohl	10-4	118	12-34	.353	11-12	.917	1	3	4	13	24-0	3	16	0	35	3.5	17
Hughes	56-3	854	57-160	.356	9-29	.310	95	145	240	38	163-9	49	57	49	123	2.2	13
NETS	82	19905	3547-8004	.443	1652-2304	.717	1306	2595	3901	1879	2312-73	857	1774	631	8746	106.7	140
OPPONENTS	82	19905	3544-7620	.465	2135-2830	.754	1312	2996	4308	2073	1999-29	852	1864	560	9223	112.5	138





# 2015-16 BROOKLYN NETS MEDIA GUIDE

## 1977-1978 SEASON RESULTS

DATE	OPPONENT	SCORE	W/L	REC	SCORING	REBOUNDS	ASSISTS	ATTEN.
Oct. 18	@ Detroit	93-110	L	0-1	Averitt, 23	King, 14	King, 5	4778
Oct. 21	NEW ORLEANS	103-111 (OT)	L	0-2	Skinner, 28	King, 12	Hawkins/Skinner, 5	4960
Oct. 22	@ Buffalo	96-101	L	0-3	King, 26	King, 10	Skinner, 4	7304
Oct. 26	ATLANTA	110-113	L	0-4	Averitt, 32	King, 13	VBK/Skinner, 4	2132
Oct. 28	BOSTON	116-109	W	1-4	King, 30	Hillman, 11	Skinner/Hawkins, 4	7594
Nov. 2	LOS ANGELES	102-107	L	1-5	King, 39	Johnson, 16	Johnson/Skinner, 6	4024
Nov. 4	PHILADELPHIA	104-107	L	1-6	King, 41	Johnson, 15	Skinner, 6	9050
Nov. 5	at Cleveland	93-105	L	1-7	King, 36	Johnson, 13	Averitt, 10	11405
Nov. 9	at Philadelphia	107-130	L	1-8	Johnson, 20	Hillman/Johnson/Hughes, 7	K. Porter, 13	13013
Nov. 11	CHICAGO	91-89	W	2-8	Hillman, 28	Hillman, 16	Hillman, 6	4953
Nov. 12	at New York	90-101	L	2-9	Hillman, 25	Johnson, 14	K. Porter, 9	15160
Nov. 16	MILWAUKEE	106-116	L	2-10	K. Porter, 26	King, 8	K. Porter, 14	2876
Nov. 18	INDIANA	116-124	L	2-11	H. Porter, 29	King, 13	K. Porter, 14	3420
Nov. 19	@ Atlanta	114-129	L	2-12	King, 39	King/Johnson, 9	K. Porter, 6	6993
Nov. 20	DENVER	118-125	L	2-13	King, 32	King, 10	K. Porter, 13	5146
Nov. 23	at San Antonio	119-132	L	2-14	King, 33	King, 15	K. Porter, 12	8690
Nov. 25	at Los Angeles	117-129	L	2-15	K. Porter, 35	King, 17	K. Porter, 12	10787
Nov. 26	at Portland	102-114	L	2-16	King, 28	Johnson, 16	K. Porter, 7	12666
Nov. 27	at Seattle	99-96	W	3-16	K. Porter, 23	Johnson, 15	K. Porter, 10	9475
Nov. 29	@ Golden State	101-110	L	3-17	Carrington, 24	Johnson/H. Porter, 11	K. Porter, 10	8488
Dec. 2	@ Denver	92-126	L	3-19	Hillman, 19	Hillman, 13	K. Porter, 6	14322
Dec. 3	@ Kansas	115-118 (OT)	L	3-19	K. Porter, 33	Hillman, 15	K. Porter, 11	5032
Dec. 4	at Milwaukee	118-134 (OT)	L	3-20	K. Porter, 40	Johnson, 15	K. Porter, 14	9879
Dec. 7	SAN ANTONIO	122-125	L	3-21	King, 36	Johnson, 14	K. Porter, 20	2637
Dec. 8	@ Chicago	78-104	L	3-22	King, 23	Johnson, 10	K. Porter, 4	3613
Dec. 9	KANSAS	122-114	W	4-22	King, 30	King, 14	K. Porter, 13	3024
Dec. 11	at Washington	106-95	W	5-22	K. Porter, 30	Johnson, 19	K. Porter, 17	5744
Dec. 13	@ Boston	108-122	L	5-23	King, 25	Hillman, 12	K. Porter, 11	5518
Dec. 14	GOLDEN STATE	108-104	W	6-23	King, 35	Johnson, 14	K. Porter, 8	3363
Dec. 16	CLEVELAND	116-106 (OT)	W	7-23	King, 26	Hillman, 11	K. Porter, 9	5136
Dec. 21	HOUSTON	93-103	L	7-24	King, 26	Johnson, 12	K. Porter, 13	3342
Dec. 22	at New Orleans	110-131	L	7-25	H. Porter/Nelson 18	Johnson, 9	K. Porter, 11	8061
Dec. 23	BUFFALO	103-102	W	8-25	H. Porter, 22	Hillman, 10	K. Porter, 13	3820
Dec. 29	NEW YORK	101-109	L	8-26	Johnson, 21	Johnson, 16	K. Porter, 12	9050
Jan. 4	PHOENIX	115-83	W	9-26	King, 44	Johnson/King, 13	K. Porter, 16	4067
Jan. 5	at Cleveland	94-110	L	9-27	King, 20	Hughes, 10	Jordan, 7	6129
Jan. 6	SAN ANTONIO	105-110	L	9-28	Johnson, 24	Johnson, 14	K. Porter, 12	4126
Jan. 8	WASHINGTON	98-99	L	9-29	H. Porter, 22	Johnson/King, 13	K. Porter, 9	4196
Jan. 11	GOLDEN STATE	92-103	L	9-30	King, 23	King, 14	K. Porter, 9	3561
Jan. 13	@ Boston	111-114 (OT)	L	9-31	King, 34	King, 15	K. Porter, 14	9569
Jan. 14	PHILADELPHIA	120-136	L	9-32	King, 30	King, 7	K. Porter, 12	8997
Jan. 16	@ Indiana	112-120 (OT)	L	9-33	King, 31	King, 14	K. Porter, 15	9732
Jan. 17	at Milwaukee	109-119	L	9-34	King, 35	King, 14	K. Porter, 11	10034
Jan. 18	PORTLAND	101-127	L	9-35	King, 25	Hillman, 10	K. Porter, 5	6428
Jan. 22	KANSAS	97-105	L	9-36	H. Porter, 26	Johnson, 9	K. Porter, 20	2632
Jan. 26	at Portland	77-112	L	9-37	Nelson, 16	King, 8	6 players with 2	12666
Jan. 27	@ Seattle	90-95	L	9-38	King, 28	Bassett, 22	K. Porter, 15	13013
Jan. 29	@ Phoenix	100-131	L	9-39	Nelson, 22	King, 9	Hillman/Nelson, 4	10327
Jan. 31	at Golden State	92-103	L	9-40	King, 23	King, 11	K. Porter, 9	7956
Feb. 1	at Houston	103-124	L	9-41	Williamson, 25	Johnson, 12	K. Porter, 7	6865
Feb. 3	LOS ANGELES	99-105 (OT)	L	9-42	Williamson, 31	Basset, 14	Jordan, 6	8476
Feb. 8	INDIANA	140-138 (OT)	W	10-42	Williamson, 38	Bassett, 9	K. Porter, 18	2654
Feb. 10	DETROIT	117-112	W	11-42	King, 31	King, 11	K. Porter, 15	3867
Feb. 12	NEW YORK	112-110	W	12-42	Williamson, 43	Bassett, 13	K. Porter, 15	8221
Feb. 13	@ Detroit	115-125	L	12-43	Williamson, 22	Johnson, 10	K. Porter, 12	4622
Feb. 16	SEATTLE	101-92	W	13-43	Williamson, 39	Johnson, 17	K. Porter, 14	3117
Feb. 17	CLEVELAND	96-99	L	13-44	Williamson, 32	Bassett, 15	K. Porter, 11	4163
Feb. 19	at Philadelphia	110-120	L	13-45	K. Porter, 35	Johnson, 7	K. Porter, 7	15414
Feb. 22	SEATTLE	83-94	L	13-46	Williamson, 17	Hughes, 18	K. Porter, 8	2789
Feb. 24	HOUSTON	126-112	W	14-46	Williamson, 39	Johnson/King, 10	K. Porter, 29	3873
Feb. 26	BOSTON	92-94	L	14-47	Williamson, 31	Johnson, 14	K. Porter, 12	9050
Mar. 1	ATLANTA	97-95	W	15-47	Williamson, 37	King, 13	K. Porter, 5	4403
Mar. 4	@ Buffalo	106-111	L	15-48	Williamson, 40	Johnson, 13	K. Porter, 9	3766
Mar. 5	BUFFALO	109-103	W	16-48	Williamson, 38	Bassett, 13	K. Porter, 11	4317
Mar. 6	at San Antonio	98-129	L	16-49	Jordan, 18	Bassett, 13	K. Porter, 5	7011
Mar. 8	@ Kansas	123-121	W	17-49	Williamson, 37	Bassett/King 10	K. Porter, 13	10360
Mar. 10	NEW ORLEANS	99-105	L	17-50	King, 23	Hughes, 11	Williamson, 6	4823
Mar. 11	at New York	117-126	L	17-51	Williamson, 31	Bassett, 14	K. Porter, 8	14114
Mar. 12	DETROIT	125-130	L	17-52	Williamson, 35	Johnson, 9	K. Porter, 8	4620
Mar. 15	PHOENIX	117-98	W	18-52	King, 31	King, 17	K. Porter, 17	4260
Mar. 17	DENVER	111-109 (OT)	W	19-52	Williamson, 42	Johnson, 14	K. Porter, 11	6283
Mar. 18	at Houston	106-104	W	20-52	Williamson, 34	Johnson, 10	K. Porter, 8	6262
Mar. 21	at New Orleans	114-117	L	20-53	Williamson, 32	Johnson, 13	K. Porter, 12	15805
Mar. 22	CHICAGO	105-99	W	21-53	King, 33	King, 18	K. Porter, 7	4160
Mar. 24	WASHINGTON	104-107	L	21-54	Jordan, 30	King, 17	K. Porter, 9	5833
Mar. 26	at Washington	118-104	W	22-54	K. Porter, 27	Johnson, 18	K. Porter, 13	5750
Mar. 31	MILWAUKEE	122-114	W	23-54	King, 39	King, 14	K. Porter, 14	5647
Apr. 2	@ Atlanta	113-124	L	23-55	Williamson, 40	King/Johnson, 10	Jordan, 4	3182
Apr. 4	@ Indiana	129-121	W	34-55	Williamson, 50	Washington, 11	K. Porter, 11	10079
Apr. 5	@ Denver	121-129	L	24-56	King, 38	Washington, 10	K. Porter, 20	16422
Apr. 7	at Los Angeles	106-114	L	24-57	Williamson, 31	Johnson, 14	K. Porter/Williamson/Jordan, 5	10379
Apr. 8	@ Phoenix	109-120	L	24-58	Washington/Jordan 18	VBK/Washington, 9	K. Porter, 12	



# 2015-16 BROOKLYN NETS MEDIA GUIDE

## Year-by-Year Recaps: 1978-79

### Nets sold; Team makes NBA playoffs for first time

Final Record: 37-45 (.451)

Head Coach: Kevin Loughery

A New Jersey businessmen's partnership headed by Joseph Taub and Alan Cohen purchases the franchise on August 28, placing the team on solid financial ground. John Williamson (22.2 ppg) and Bernard King (21.6 ppg) finish among the NBA's top twenty in scoring. George Johnson finishes second in blocked shots (253) and Eddie Jordan finishes second in steals (201) to lead the Nets into the playoffs for the first time in the NBA. New Jersey falls to Philadelphia in two games.

### 1978-79 Roster

12	Tim Bassett	F	6'8"	225	04/01/1951	Georgia
34	Winford Boynes	F	6'6"	185	05/17/1957	San Francisco
40	Harvey Catchings	F/C	6'10"	220	09/02/1951	Hardin Simmons
54	Bob Elliott	F	6'9"	225	08/18/1955	Arizona
17	Phil Jackson	F	6'8"	220	09/17/1945	North Dakota
52	George Johnson	C	6'11"	205	12/18/1948	Dillard
15	Ed Jordan	G	6'1"	170	01/29/1955	Rutgers
22	Bernard King	F	6'7"	205	12/03/1956	Tennessee
14	Eric Money	G	6'0"	170	02/06/1955	Arizona
30	Ralph Simpson	G	6'5"	200	09/10/1949	Michigan St.
30/10	Al Skinner	G/F	6'3"	195	06/16/1952	Massachusetts
20	Jan van Breda Kolff	F	6'7"	200	12/16/1951	Vanderbilt
42	Wilson Washington	F	6'10"	235	08/03/1955	Old Dominion
23	John Williamson	G	6'2"	190	11/10/1952	New Mexico St.



### Final 1978-1979 Statistics (37-45) NEW JERSEY NETS

PLAYER	G-GS	MIN	FG-FGA	PCT	FT-FTA	PCT	OFF	DEF	TOT	AST	PF-DQ	STL	TO	BLK	PTS	AVG	HI
Williamson	74-65	2451	635-1367	.465	373-437	.854	53	143	196	255	215-3	89	233	12	1643	22.2	48
King	82-80	2859	710-1359	.522	349-619	.564	251	418	669	295	326-10	118	323	39	1769	21.6	41
Money	46-46	1434	325-676	.481	136-183	.743	55	7	125	249	132-0	74	166	10	786	17.1	40
Jordan	82-40	2260	401-960	.418	213-274	.777	74	141	215	365	209-0	201	244	40	1015	12.4	29
Boynes	69-10	1176	256-595	.430	133-169	.787	60	95	155	75	117-1	43	119	7	645	9.3	29
Elliott	14-0	282	41-73	.562	41-56	.732	16	4	56	22	34-2	6	26	4	123	8.8	16
Washington	62-44	1139	218-434	.502	66-104	.635	88	206	294	47	186-5	31	98	67	502	8.1	26
Skinner	23-0	334	55-125	.440	72-82	.878	12	3	42	49	53-0	22	38	2	182	7.9	19
van Breda Kolff	80-39	1998	196-423	.463	146-183	.798	108	274	382	180	235-4	85	135	74	538	6.7	25
Johnson	78-77	2058	206-483	.427	105-138	.761	201	415	616	88	315-8	68	178	253	517	6.6	25
Jackson	59-1	1070	144-303	.475	86-105	.819	59	119	178	85	168-7	45	78	22	374	6.3	20
Simpson (TOT)	68-0	979	174-433	.402	76-111	.685	35	61	96	126	57-0	37	100	5	424	6.2	20
Simpson (NJ)	32-0	527	87-237	.367	48-71	.676	19	42	61	68	30-0	12	53	4	222	6.9	17
Catchings (TOT)	56-5	948	102-243	.420	60-78	.769	101	201	302	48	132-3	23	88	91	264	4.7	16
Catchings (NJ)	31-1	659	74-175	.423	47-61	.770	71	133	204	30	90-2	15	51	56	195	6.3	16
Bassett	82-6	1508	116-313	.371	89-131	.679	174	244	418	99	219-1	44	103	29	321	3.9	16
NETS	82	19755	3464-7523	.460	1904-2613	.729	1241	2370	3611	1907	2329-43	853	1861	619	8832	107.7	131
OPPONENTS	82	19755	3507-7306	.480	2160-2861	.755	1234	2667	3901	2185	2208-37	861	1919	492	9174	111.9	151



# 2015-16 BROOKLYN NETS MEDIA GUIDE

## 1978-1979 SEASON RESULTS

DATE	OPPONENT	SCORE	W/L	REC	SCORING	REBOUNDS	ASSISTS	ATTEN.
Oct. 13	@ Detroit	107-105	W	1-0	Williamson, 35	King, 8	King, 5	13688
Oct. 14	LOS ANGELES	102-100	W	2-0	Boynes, 20	King, 10	Money, 5	4217
Oct. 17	at Washington	109-113	L	2-1	King, 28	King, 7	Money, 5	5435
Oct. 18	at Houston	87-139	L	2-2	Boynes, 15	Bassett, 8	Skinner, 5	9157
Oct. 20	DENVER	117-126	L	2-3	King, 26	King, 8	Money, 9	4212
Oct. 21	at New York	108-109	L	2-4	Williamson, 27	Bassett, 14	Money, 5	12418
Oct. 24	at Indiana	97-95	W	3-4	Williamson, 27	Bassett, 12	Money, 3	6639
Oct. 25	GOLDEN STATE	121-118	W	4-4	King, 27	Washington, 18	Jordan/Money, 6	2640
Oct. 27	CLEVELAND	123-108	W	5-4	King, 34	King, 17	Jordan, 7	3353
Oct. 28	BOSTON	111-109	W	6-4	Williamson, 28	King, 15	Money, 8	4252
Nov. 1	MILWAUKEE	131-110	W	7-4	King, 29	King, 12	Money, 10	3306
Nov. 3	SEATTLE	81-102	L	7-5	Washington, 19	Johnson, 12	Jordan, 4	4756
Nov. 4	at Atlanta	118-117 (OT)	W	8-5	King, 33	King, 14	Money, 8	7512
Nov. 10	PORTLAND	91-86	W	9-5	King, 31	Johnson, 10	Money, 8	4680
Nov. 11	@ Chicago	125-112	W	10-5	King, 38	Johnson, 11	Skinner, 5	9126
Nov. 14	PHILADELPHIA	124-108	W	11-5	King, 37	King/VBK, 10	King/Money, 7	7496
Nov. 17	WASHINGTON	94-143	L	11-6	Jordan, 19	Johnson, 8	Williamson, 5	5237
Nov. 18	at Kansas City	100-114	L	11-7	Money, 27	King, 14	King, 3	8572
Nov. 21	at New Orleans	118-140	L	11-8	Money, 26	Johnson, 13	Money, 10	6177
Nov. 22	GOLDEN STATE	100-92	W	12-8	Boynes, 29	Johnson, 20	Money, 13	4212
Nov. 24	NEW ORLEANS	103-100	W	13-8	Money, 30	King, 12	Money, 10	5689
Nov. 25	at San Antonio	110-151	L	13-9	Washington, 22	Washington, 11	Money, 8	9618
Nov. 29	@ Seattle	111-125	L	13-10	King, 31	King, 11	Money, 10	13011
Dec. 1	at Golden State	120-110	W	14-10	Jordan, 26	Johnson, 13	King, 8	9117
Dec. 3	at Los Angeles	107-105	W	15-10	Williamson, 27	Bassett, 11	Money, 8	10407
Dec. 6	@ Denver	83-92	L	15-11	King, 24	4 tied with 6	King/Williamson, 6	12289
Dec. 8	at Washington	108-100	W	16-11	Williamson, 40	Johnson, 19	Williamson, 6	8277
Dec. 9	SAN DIEGO	125-120	W	17-11	Williamson, 48	King, 12	Williamson, 4	4286
Dec. 15	ATLANTA	104-121	L	17-12	King, 27	King, 14	King, 7	4121
Dec. 20	HOUSTON	105-108	L	17-13	Williamson, 32	King, 15	Money, 6	4102
Dec. 27	NEW YORK	104-115	L	17-14	King, 41	King, 15	King/Williamson, 6	9061
Dec. 29	KANSAS	126-137	L	17-15	Williamson, 30	King, 5	King/Money, 4	5480
Dec. 30	at Cleveland	94-104	L	17-16	Money/King, 18	King, 13	King/Williamson, 4	8131
Jan. 3	at Houston	122-127	L	17-17	Williamson, 23	Johnson, 5	King, 9	7445
Jan. 4	at New Orleans	125-112	W	18-17	King, 29	Johnson, 12	King, 5	5173
Jan. 5	SAN ANTONIO	104-110	L	18-18	King, 36	King, 15	King, 6	5041
Jan. 7	PHOENIX	117-112	W	19-18	King, 41	King, 11	King/Money, 5	3439
Jan. 10	CHICAGO	116-120	L	19-19	King, 27	King/Bassett, 7	King/Williamson, 7	3075
Jan. 12	LOS ANGELES	116-117	L	19-20	King/Williamson, 32	King, 13	King, 11	6121
Jan. 14	@ Boston	110-100	W	20-20	King, 29	King, 11	King, 6	8850
Jan. 17	DETROIT	106-99	W	21-20	Williamson, 28	Johnson, 12	Money, 7	2836
Jan. 24	CLEVELAND	114-123	L	21-21	King, 25	Johnson, 11	Jordan, 11	2802
Jan. 26	NEW ORLEANS	110-104	W	22-21	Williamson, 25	King, 11	Money/Jordan, 5	6133
Jan. 28	@ Phoenix	117-114	W	23-21	Williamson, 37	Johnson, 13	Jordan, 8	12357
Jan. 30	at Los Angeles	108-127	L	23-22	Williamson, 16	Bassett, 10	Jordan, 5	10162
Jan. 31	at San Diego	104-112	L	23-23	Williamson, 21	Johnson, 8	Jordan, 5	7227
Feb. 1	@ Seattle	102-107	L	23-24	Money, 40	Johnson, 9	King/Money, 4	17332
Feb. 2	at Portland	100-117	L	23-25	Boynes, 23	Bassett/Washington, 5	Money, 4	12666
Feb. 6	at Cleveland	100-119	L	23-26	Jordan, 18	Jordan, 6	King, 6	4985
Feb. 7	@ Indiana	90-84	W	24-26	Williamson, 19	King, 13	Jordan, 7	7652
Feb. 8	@ Detroit	106-105	W	25-26	Williamson, 29	Johnson, 10	Jordan, 6	6305
Feb. 11	SAN DIEGO	104-98	W	26-26	King, 26	King/VBK, 9	Jordan, 9	6121
Feb. 13	KANSAS	111-102	W	27-26	Williamson, 26	Johnson, 11	Jordan, 6	3367
Feb. 14	at Milwaukee	94-115	L	27-27	Boynes, 17	Catchings/Johnson, 9	King, 6	9925
Feb. 16	INDIANA	100-105	L	27-28	Williamson, 31	Williamson/King, 10	Jordan, 10	4011
Feb. 18	HOUSTON	126-124 (OT)	W	28-28	Williamson, 41	Jordan, 13	Jordan, 10	5407
Feb. 21	PHOENIX	123-112	W	29-28	Williamson, 26	Catchings, 11	Jordan, 12	3812
Feb. 23	PORTLAND	110-99	W	30-28	King, 31	King, 13	Jordan, 11	7011
Feb. 24	at New York	107-111	L	30-29	King, 40	Johnson/VBK, 10	Jordan, 6	13949
Feb. 25	NEW YORK	116-102	W	31-29	Williamson, 30	VBK, 10	Jordan, 9	7676
Mar. 2	MILWAUKEE	99-91	W	32-29	King, 23	King/Catchings, 9	Jordan, 8	5826
Mar. 6	SAN ANTONIO	99-103	L	32-30	King, 27	Johnson, 10	Jordan, 10	3993
Mar. 7	at Milwaukee	98-133	L	32-31	Washington, 19	Catchings, 11	Jordan/Simpson, 4	10938
Mar. 9	SEATTLE	100-108	L	32-32	King, 20	Johnson, 11	Jordan, 9	6235
Mar. 11	PHILADELPHIA	104-103	W	33-32	Williamson, 32	Johnson, 12	Jordan, 7	7962
Mar. 13	@ Chicago	102-105	L	33-33	Williamson, 24	VBK, 11	VBK, 6	6276
Mar. 14	@ Denver	100-120	L	33-34	King, 19	Catchings, 13	Jordan, 10	13333
Mar. 16	@ Golden	102-117	L	33-35	Williamson, 30	King, 10	Williamson, 6	10839
Mar. 17	@ Portlan	113-124	L	33-36	Williamson, 32	King/VBK, 9	Jordan, 6	12666
Mar. 18	at San Diego	98-110	L	33-37	Boynes, 18	Johnson, 10	Jordan, 4	13783
Mar. 20	DETROIT	117-110	W	34-37	Williamson, 35	Johnson, 14	Jordan/Williamson, 7	3715
*Mar. 23	at Philadelphia	117-123	L	34-38	Williamson, 34	Johnson, 10	Jordan, 6	11368
(Protested Game from November 8)								
Mar. 23	at Philadelphia	98-110	L	34-39	Williamson, 27	King, 10	King, 8	16271
Mar. 25	CHICAGO	99-88	W	35-39	Williamson, 28	King, 13	VBK, 9	4305
Mar. 28	WASHINGTON	108-127	L	35-40	Williamson, 37	Johnson, 10	Williamson, 8	5113
Mar. 30	ATLANTA	117-106	W	36-40	Williamson, 32	King/Johnson, 32	Jordan, 9	5837
Apr. 1	@ Atlanta	109-98	L	36-41	King/Williamson, 16	Catchings, 9	Williamson, 6	5821
Apr. 3	DENVER	97-110	L	36-42	Williamson, 17	Catchings, 9	King, 9	4106
Apr. 4	at San Antonio	103-110	L	36-43	Jordan, 18	Catchings, 11	Jordan, 8	10508
Apr. 6	@ Kansas	114-117 (OT)	L	36-44	King, 29	Bassett, 11	Jordan, 4	14947
Apr. 7	BOSTON	126-112	W	37-44	King, 35	King, 15	VBK, 9	4973
Apr. 8	@ Boston	101-127	L	37-45	Washington, 20	Catchings, 8	Simpson, 5	8961



# 2015-16 BROOKLYN NETS MEDIA GUIDE

## Year-by-Year Recaps: 1979-80

**New Jersey trades Bernard King; Selects Calvin Natt and Cliff Robinson in NBA draft; Acquire Maurice Lucas and two first round picks for Natt in blockbuster trade**

Final Record: 34-48 (.415)

Head Coach: Kevin Loughery

Bernard King is traded to Utah for Rich Kelley on October 2, moving Calvin Natt into the starting lineup. Natt sparkles, but is traded to Portland February 8 in exchange for Maurice Lucas and two first round picks. John Williamson is traded to Washington for Roger Phegley on February 4 and Kelley is dealt to Phoenix February 15 for a 1982 first round pick. Cliff Robinson, after recovering from early season illness and injuries, begins to realize his potential. Mike Newlin, in his first year as a Net, enjoys his finest season as a pro, leading the team in scoring with a 20.9 average.

### 1979-80 Roster

12	Tim Bassett	F	6'8"	225	04/01/1951	Georgia
34	Winford Boynes	F	6'6"	185	05/17/1957	San Francisco
54	Bob Elliott	F	6'9"	225	08/18/1955	Arizona
17	Phil Jackson	F	6'8"	220	09/17/1945	North Dakota
52	George Johnson	C	6'11"	205	12/18/1948	Dillard
15	Ed Jordan	G	6'1"	170	01/29/1955	Rutgers
53	Rich Kelley	C	7'0"	235	03/23/1953	Stanford
33	Maurice Lucas	F	6'9"	215	02/18/1952	Marquette
42	Calvin Natt	F	6'6"	220	01/08/1957	NE Louisiana
14	Mike Newlin	G	6'4"	200	01/02/1949	Utah
22	Roger Phegley	F	6'7"	205	10/16/1956	Bradley
45	Cliff Robinson	F	6'9"	220	03/13/1960	USC
44	Ralph Simpson	G	6'5"	200	09/10/1949	Michigan St.
10	Robert Smith	G	5'11"	165	03/10/1955	UNLV
22	Jan van Breda Kolff	F	6'7"	200	12/16/1951	Vanderbilt
23	John Williamson	G	6'2"	190	11/10/1952	New Mexico St.



### 1979-1980 STATISTICS

PLAYER	G-GS	MIN	FG-FGA	PCT	3FG-FGA	PCT	FT-FTA	PCT	OFF	DEF	TOT	AST	PF-DQ	STL	TO	BLK	PTS	AVG	HI
Newlin	78-67	2510	611-1329	.460	45-152	.296	367-415	.884	101	163	264	314	195-1	115	231	4	1634	20.9	52
Natt	53-52	2046	421-879	.479	1-5	.200	199-280	.711	173	340	513	112	148-1	78	133	22	1042	19.7	33
Williamson	28-14	771	206-461	.447	8-19	.421	76-88	.864	24	30	54	87	71-1	26	43	9	496	17.7	32
Lucas (TOT)	63-33	1884	371-813	.456	2-9	.222	179-239	.749	143	394	537	208	223-2	42	218	62	923	14.7	32
Lucas (NJ)	22-16	708	128-261	.490	0-4	.000	79-102	.775	58	154	212	83	82-1	19	70	27	335	15.2	32
Robinson	70-21	1661	391-833	.469	1-4	.250	168-242	.694	174	332	506	98	178-1	61	137	34	951	13.6	45
Jordan	82-82	2657	437-1017	.430	12-48	.250	201-258	.779	62	208	270	557	238-7	223	258	27	1087	13.3	28
Phegley (TOT)	78-7	1512	350-733	.477	4-9	.444	177-203	.872	75	110	185	102	158-1	34	119	7	881	11.3	35
Phegley (NJ)	28-1	541	126-260	.485	2-4	.500	73-83	.880	26	44	70	32	52-0	15	49	4	327	11.7	26
Kelley	57-25	1466	186-399	.466	0-3	.000	197-250	.788	156	241	397	128	215-5	50	152	79	569	10.0	26
Boynes	64-0	1102	221-467	.473	0-4	.000	104-136	.765	51	82	133	95	132-1	59	96	19	546	8.5	32
Johnson	81-58	2119	248-543	.457	0-1	.000	89-126	.706	192	410	602	173	312-7	53	199	258	585	7.2	22
van Breda Kolff	82-74	2399	212-458	.463	7-20	.350	130-155	.839	103	326	429	247	307-11	100	158	76	561	6.8	18
Elliott	54-0	722	101-228	.443	1-4	.250	104-152	.684	67	118	185	53	97-0	29	88	14	307	5.7	18
Simpson	8-0	81	18-47	.383	0-2	.000	5-10	.500	6	5	11	14	3-0	9	12	0	41	5.1	12
Smith (TOT)	65-0	809	118-269	.439	8-26	.308	80-92	.870	20	59	79	92	105-1	26	53	4	324	5.0	17
Smith (NJ)	59-0	736	113-254	.445	8-26	.308	75-87	.862	17	59	76	85	102-1	22	52	4	309	5.2	17
Jackson	16-0	194	29-46	.630	0-2	.000	7-10	.700	12	12	24	12	35-1	5	9	4	65	4.1	14
Bassett	7-0	92	8-22	.364	0-0	.000	8-12	.667	7	11	18	4	14-0	5	4	0	24	3.4	11
NETS	82	19805	3456-7504	.461	85-298	.285	1882-2406	.782	1229	2535	3764	2094	2181-38	869	1702	581	8879	108.3	140
OPPONENTS	82	19805	3480-7427	.469	58-208	.279	1957-2572	.761	1285	2596	3881	2189	2042-27	849	1692	514	8975	109.5	137





# 2015-16 BROOKLYN NETS MEDIA GUIDE

## 1979-1980 SEASON RESULTS

DATE	OPPONENT	SCORE	W/L	REC	SCORING	REBOUNDS	ASSISTS	ATTEN.
Oct. 12	CLEVELAND	102-95	W	1-0	Williamson, 28	Natt, 19	Simpson, 6	5739
Oct. 16	@ Indiana	100-113	L	1-1	Newlin, 20	Johnson, 9	Jordan, 5	7702
Oct. 17	PHILADELPHIA	88-113	L	1-2	Boynes/Simpson, 12	Robinson, 16	Jordan, 7	5247
Oct. 19	NEW YORK	106-111	L	1-3	Williamson, 32	Natt, 13	Newlin, 7	7051
Oct. 23	@ Chicago	103-108	L	1-4	Williamson, 30	Natt, 10	Jordan, 9	6187
Oct. 26	ATLANTA	90-94	L	1-5	Kelley, 24	Kelley, 19	Jordan, 4	5191
Oct. 27	@ New York	92-94	L	1-6	Williamson, 30	Kelley, 10	Jordan, 7	11107
Oct. 28	HOUSTON	120-115	W	2-6	Natt, 30	VBK, 10	Jordan, 8	4651
Oct. 31	BOSTON	79-116	L	2-7	Nat/Boynes, 16	Johnson, 14	Boynes, 4	7012
Nov. 2	INDIANA	115-93	W	3-7	Williamson, 26	Johnson, 13	Jordan, 11	5003
Nov. 3	@ Atlanta	107-110	L	3-8	Williamson, 32	Johnson, 8	Williamson, 6	8203
Nov. 4	KANSAS CITY	101-98	W	4-8	Williamson, 23	Kelley, 14	Jordan, 6	4521
Nov. 6	@ San Antonio	95-108	L	4-9	Natt, 21	Natt, 10	Williamson, 5	9753
Nov. 7	@ Houston	101-106	L	4-10	Kelley, 18	Kelley, 14	Jordan, 6	8148
Nov. 13	ATLANTA	101-82	W	5-10	Natt, 33	Natt, 10	Jordan, 8	4580
Nov. 16	WASHINGTON	91-92	L	5-11	Kelley, 22	Kelley, 17	Newlin/Jordan, 9	6165
Nov. 17	@ Detroit	98-93	W	6-11	Natt, 25	VBK, 16	Jordan, 6	6494
Nov. 18	SAN ANTONIO	107-105	W	7-11	Natt, 33	VBK/Natt, 13	Jordan, 11	5246
Nov. 21	@ Boston	103-111	L	7-12	Jordan, 21	Natt, 9	Jordan, 7	13265
Nov. 22	MILWAUKEE	109-117	L	7-13	Newlin, 20	Natt/Jordan, 8	Jordan, 9	5482
Nov. 24	@ Philadelphia	82-91	L	7-14	Kelley, 16	Kelley, 13	Kelley, 6	7422
Nov. 25	@ Cleveland	103-112	L	7-15	Natt, 23	Robinson, 13	Kelley, 5	5869
Nov. 27	@ Milwaukee	118-93	W	8-15	Newlin, 35	Natt, 14	Jordan, 8	10939
Nov. 28	DETROIT	98-89	W	9-15	Natt, 24	Natt, 11	Jordan, 10	5013
Nov. 30	DENVER	127-118	W	10-15	Newlin, 39	Elliott, 11	Jordan, 12	5683
Dec. 1	@ Washington	100-104	L	10-16	Newlin, 34	Johnson, 11	Jordan, 9	7498
Dec. 5	PHOENIX	115-100	W	11-16	Newlin, 29	VBK, 12	Newlin, 12	5162
Dec. 9	ATLANTA	85-122	L	11-17	Natt, 21	Natt, 11	Smith/Kelley, 5	5003
Dec. 12	@ Boston	102-116	L	11-18	Robinson, 20	Kelley, 11	Jordan, 4	9145
Dec. 14	NEW YORK	118-105	W	12-18	Jordan, 25	Natt, 12	Newlin/Jordan, 7	7014
Dec. 15	@ Cleveland	111-117	L	12-19	Natt, 30	Natt, 14	Newlin/Jordan, 4	5320
Dec. 16	BOSTON	112-115 (OT)	L	12-20	Newlin, 52	VBK, 14	Jordan, 8	7716
Dec. 19	@ Seattle	122-114	W	13-20	Boynes, 32	Johnson, 12	Newlin, 10	15823
Dec. 21	@ Portland	97-100	L	13-21	Jordan, 25	Johnson, 13	Newlin, 6	12666
Dec. 22	@ Golden State	101-107	L	13-22	Robinson, 15	Kelley, 9	Jordan, 6	6607
Dec. 25	@ New York	102-131	L	13-23	Newlin/Natt, 19	Robinson, 13	Jordan/Kelley, 6	11614
Dec. 26	WASHINGTON	116-104	W	14-23	Newlin, 37	Johnson, 15	Jordan, 9	7301
Dec. 28	INDIANA	116-101	W	15-23	Natt, 27	Johnson/Kelley, 10	Jordan, 10	6030
Jan. 2	SAN DIEGO	97-103	L	15-24	Newlin, 27	Johnson, 10	Jordan, 8	5204
Jan. 3	@ Atlanta	126-119	W	16-24	Newlin, 24	Kelley, 9	Jordan, 9	6964
Jan. 4	HOUSTON	104-101	W	17-24	Natt, 27	Johnson/Robinson, 9	Jordan, 11	5434
Jan. 6	CLEVELAND	108-100	W	18-24	Newlin, 34	Natt, 11	Jordan, 12	4991
Jan. 9	@ Philadelphia	105-108	L	18-25	Newlin, 25	Natt, 10	Jordan, 15	7611
Jan. 11	PORTLAND	107-128	L	18-26	Newlin, 28	Natt, 9	Jordan, 12	6188
Jan. 13	@ Kansas City	101-120	L	18-27	Natt, 22	Natt/Robinson, 11	Kelley/Newlin, 3	8042
Jan. 15	@ San Antonio	119-123	L	18-28	Newlin, 30	Johnson, 13	Jordan, 8	8285
Jan. 16	@ Houston	122-112	W	19-28	Newlin, 30	Kelley, 9	Jordan, 10	8569
Jan. 18	PHILADELPHIA	105-112	L	19-29	Newlin, 27	Johnson, 13	Jordan, 8	8748
Jan. 23	CLEVELAND	117-103	W	20-29	Newlin, 30	Natt, 14	Newlin, 8	5013
Jan. 24	@ Washington	98-87	W	21-29	Newlin, 28	Natt, 13	Newlin, 8	7096
Jan. 25	DETROIT	116-119	L	21-30	Natt, 21	Robinson, 16	Jordan, 6	7401
Jan. 27	CHICAGO	128-127	W	22-30	Williamson, 27	Natt/Robinson, 13	Williamson, 12	6345
Jan. 30	@ Utah	100-102	L	22-31	Natt, 30	Natt, 12	Williamson, 6	7171
Jan. 31	@ Denver	126-127	L	22-32	Natt, 32	Robinson, 11	Jordan, 8	10094
Feb. 5	@ San Antonio	123-115	W	23-32	Newlin, 30	Robinson, 14	Jordan, 9	9483
Feb. 6	@ Houston	114-115	L	23-33	Phegley, 25	Robinson, 10	Jordan, 11	7667
Feb. 8	LOS ANGELES	120-125 (OT)	L	23-34	Newlin, 40	Robinson, 10	Jordan, 13	8850
Feb. 10	SEATTLE	122-107	L	23-35	Phegley, 26	Robinson, 14	Jordan, 7	8233
Feb. 13	@ Indiana	98-96	W	24-35	Lucas, 21	Lucas, 12	Lucas, 6	13238
Feb. 14	UTAH	137-96	W	25-35	Newlin, 24	Lucas, 7	Jordan, 7	5527
Feb. 17	@ Phoenix	98-128	L	25-26	Newlin, 19	Lucas, 13	VBK, 4	12466
Feb. 19	@ San Diego	123-113	W	26-36	Newlin, 25	Johnson, 16	Newlin/Jordan/Boynes, 4	11709
Feb. 22	@ Los Angeles	110-132	L	26-37	Phegley, 23	Elliott, 10	Jordan, 6	11883
Feb. 24	SAN ANTONIO	129-123	W	27-37	Newlin, 35	Lucas, 26	Lucas, 10	7768
Feb. 27	GOLDEN STATE	120-133	L	27-38	Newlin, 35	Johnson, 10	Jordan, 9	4803
Feb. 29	@ Detroit	128-137 (OT)	L	27-39	Newlin, 40	Johnson, 11	Jordan, 7	5616
Mar. 1	@ New York	108-115	L	27-40	Jordan, 28	Lucas, 13	Lucas/Newlin, 3	11363
Mar. 2	NEW YORK	113-96	W	28-40	Lucas, 32	Lucas, 13	Jordan, 11	7820
Mar. 4	INDIANA	114-109	W	29-40	Newlin, 30	Lucas, 14	Jordan, 12	4688
Mar. 6	@ Washington	122-96	W	30-40	Robinson, 27	Jordan, 8	Jackson, 4	9838
Mar. 7	HOUSTON	110-111 (2 OT)	L	30-41	Newlin, 37	Lucas, 12	Jordan, 11	8689
Mar. 9	DETROIT	140-100	W	31-41	Robinson, 45	Lucas, 13	Newlin, 6	4895
Mar. 11	@ Cleveland	119-122	L	31-42	Newlin, 32	Robinson, 9	Lucas/VBK, 6	6455
Mar. 12	@ Detroit	137-119	W	32-42	Boynes, 23	4 tied with 9	VBK, 6	4863
Mar. 16	SAN ANTONIO	107-120	L	32-43	Boynes, 19	Johnson, 16	Jordan/Lucas, 6	6703
Mar. 17	BOSTON	92-117	L	32-44	Robinson, 22	Johnson, 9	Johnson/Elliott, 3	8714
Mar. 19	@ Indiana	112-125	L	32-45	Jordan, 24	Lucas, 11	Jordan, 13	9637
Mar. 21	@ Philadelphia	99-108	L	32-46	Boynes, 21	Elliott, 10	Newlin/Lucas, 5	12765
Mar. 23	@ Boston	101-96	W	33-46	Newlin, 38	Lucas, 15	Jordan, 5	15320
Mar. 27	@ Atlanta	100-117	L	33-47	Robinson, 25	Robinson, 10	Boynes/VBK, 4	9775
Mar. 28	PHILADELPHIA	99-92	W	34-47	Robinson, 23	Johnson, 11	Jordan, 9	8243
Mar. 30	WASHINGTON	87-93	L	34-48	Jordan, 19	Robinson, 9	Jordan, 4	8351



# 2015-16 BROOKLYN NETS MEDIA GUIDE

## Year-by-Year Recaps: 1980-81

**New Jersey drafts Mike O'Koren and Mike Gminski; Kevin Loughery resigns and is replaced by Larry Brown at season's end**

Final Record: 24-58 (.293)

Head Coach: Kevin Loughery: 12-23 (.343); Bob MacKinnon: 12-35 (.255)

In New Jersey's final season at the Rutgers Athletic Center, Kevin Loughery, the Nets coach for the past seven years, resigns in mid-December. Assistant Coach Bob MacKinnon replaces Loughery for the remainder of the season. Larry Brown is named head coach in March and will take over at season's end. Mike Newlin leads the team in scoring for the second straight year with 21.4 ppg. Mike Gminski and Darwin Cook finish among the league's top rookies in scoring.

### 1980-81 Roster

12	Darwin Cook	G	6'3"	185	08/06/1958	Portland
55	Bob Elliott	F	6'9"	225	08/18/1955	Arizona
43	Mike Gminski	C	6'11"	255	08/03/1959	Duke
42	Edgar Jones	F	6'10"	225	06/17/1956	Nevada-Reno
15	Ed Jordan	G	6'1"	170	01/12/1955	Rutgers
20	Maurice Lucas	F	6'9"	215	02/18/1952	Marquette
21	Bob McAdoo	F	6'9"	210	09/15/1951	North Carolina
11	Lowes Moore	G	6'1"	170	05/05/1957	West Virginia
14	Mike Newlin	G	6'4"	200	01/02/1949	Utah
31	Mike O'Koren	F	6'7"	205	02/07/1958	North Carolina
44	Cliff Robinson	F	6'9"	220	03/13/1960	USC
34	Rory Sparrow	G	6'2"	175	06/12/1958	Villanova
22	Jan van Breda Kolff	F	6'7"	200	12/16/1951	Vanderbilt
17	Foots Walker	G	6'1"	170	05/02/1951	West Georgia



### 1980-1981 STATISTICS

PLAYER	G-GS	MIN	FG-FGA	PCT	3FG-FGA	PCT	FT-FTA	PCT	OFF	DEF	TOT	AST	PF-DQ	STL	TO	BLK	PTS	AVG	HI
Newlin	79-79	2911	632-1272	.497	10-30	.333	414-466	.888	78	141	219	299	237-2	87	248	9	1688	21.4	43
Robinson	63-42	1822	525-1070	.491	1-1	1.000	178-248	.718	120	361	481	105	216-6	58	182	52	1229	19.5	38
Lucas	68-53	2162	404-835	.484	0-2	.000	191-254	.752	153	422	575	173	260-3	57	176	59	999	14.7	39
Gminski	56-37	1579	291-688	.423	0-1	.000	155-202	.767	137	282	419	72	127-1	54	128	100	737	13.2	31
Cook	81-28	1980	383-819	.468	6-25	.240	132-180	.733	96	140	236	297	197-4	141	176	36	904	11.2	35
O'Koren	79-48	2473	365-751	.486	5-18	.278	135-212	.637	179	299	478	252	243-8	86	146	27	870	11.0	28
McAdoo (TOT)	16-5	321	68-157	.433	0-1	.000	29-41	.707	17	50	67	30	38-0	17	32	13	165	10.3	17
McAdoo (NJ)	10-1	153	38-75	.507	0-1	.000	17-21	.810	8	18	26	10	22-0	9	14	6	93	9.3	17
Jones	60-2	950	189-357	.529	0-4	.000	146-218	.670	92	171	263	43	185-4	36	101	81	524	8.7	27
Elliott	73-29	1320	214-419	.511	1-2	.500	121-202	.599	104	157	261	129	175-3	34	119	16	550	7.5	22
Moore	71-20	1406	212-478	.444	4-27	.148	69-92	.750	43	125	168	228	179-1	61	108	17	497	7.0	19
Jordan	14-5	239	30-73	.411	3-10	.300	24-32	.750	5	13	18	46	29-0	24	23	1	87	6.2	14
Walker	41-32	1172	72-169	.426	2-9	.222	88-111	.793	22	80	102	253	105-0	52	85	1	234	5.7	25
van Breda Kolff	78-34	1426	100-245	.408	2-8	.250	98-117	.838	48	154	202	129	214-3	38	108	50	300	3.8	11
Sparrow	15-0	212	22-63	.349	0-0	.000	12-16	.750	7	11	18	32	15-0	13	18	3	56	3.7	14
NETS	82	19805	3477-7314	.475	34-138	.246	1780-2371	.751	1092	2374	3466	2068	2204-35	750	1664	458	8768	106.9	140
OPPONENTS	82	19805	3612-7159	.505	28-130	.215	2010-2663	.755	1059	2499	3558	2144	2092-23	815	1637	502	9262	113.0	140



# 2015-16 BROOKLYN NETS MEDIA GUIDE

## 1980-1981 SEASON RESULTS

DATE	OPPONENT	SCORE	W/L	REC	SCORING	REBOUNDS	ASSISTS	ATTEN.
Oct. 10	INDIANA	91-110	L	0-1	Gminski/ Newlin, 15	Lucas, 10	Walker, 7	6661
Oct. 11	@ Cleveland	99-96	W	1-1	Newlin, 26	Robinson, 11	Walker, 7	5731
Oct. 13	DETROIT	108-92	W	2-1	Robinson, 26	Lucas, 8	Walker, 7	5307
Oct. 15	PHILADELPHIA	111-119	L	2-2	Robinson, 28	Robinson, 13	Walker, 8	6127
Oct. 17	@ Washington	114-112	W	3-2	Robinson, 23	Walker, 8	Walker, 12	6711
Oct. 18	@ Chicago	107-90	W	4-2	Newlin, 22	Lucas, 9	Walker, 7	8539
Oct. 19	@ Milwaukee	93-105	L	4-3	Robinson/ Cook, 19	Lucas, 10	Moore, 6	9154
Oct. 22	BOSTON	104-108	L	4-4	Lucas, 25	Robinson, 10	Walker, 7	6787
Oct. 24	CLEVELAND	112-126	L	4-5	Newlin, 25	Robinson, 8	Walker, 6	6177
Oct. 25	@ New York	101-105	L	4-6	Walker, 25	Lucas, 13	Walker, 13	16198
Oct. 29	MILWAUKEE	116-132	L	4-7	Newlin, 22	Lucas, 10	O'Koren, 10	6060
Oct. 31	WASHINGTON	100-98	W	5-7	Newlin, 37	Lucas, 9	VBK, 9	6183
Nov. 1	@ Indiana	100-113	L	5-8	Newlin, 23	Lucas, 12	Jordan, 8	7338
Nov. 5	CHICAGO	105-120	L	5-9	O'Koren, 21	O'Koren/Gminski, 9	Newlin, 8	6069
Nov. 8	ATLANTA	115-111	W	6-9	Gminski, 31	Gminski, 20	Jordan, 9	7497
Nov. 12	DENVER	118-111	W	7-9	O'Koren, 28	O'Koren, 16	O'Koren, 7	6452
Nov. 14	@ Boston	102-126	L	7-10	Moore, 17	O'Koren/Gminski/Robinson, 7	O'Koren/Jordan, 3	15320
Nov. 15	@ Philadelphia	108-115	L	7-11	Newlin, 21	O'Koren, 11	Jordan, 5	12628
Nov. 16	DETROIT	89-80	W	8-11	Newlin, 28	Gminski, 12	Newlin, 6	6714
Nov. 19	SAN ANTONIO	104-112 (OT)	L	8-12	Newlin, 35	Gminski, 14	Walker, 12	6974
Nov. 21	HOUSTON	108-116	L	8-13	O'Koren, 28	Gminski, 15	Walker, 10	7161
Nov. 22	@ Detroit	103-117	L	8-14	Jones, 25	Jones, 9	Cook/Walker, 5	3534
Nov. 26	@ Kansas City	100-118	L	8-15	Robinson, 26	O'Koren, 10	O'Koren, 4	6213
Nov. 28	UTAH	122-95	W	9-15	Newlin, 32	O'Koren, 9	Walker, 16	8083
Nov. 30	@ Seattle	89-113	L	9-16	Newlin, 23	Lucas, 12	Walker, 7	12645
Dec. 2	@ Portland	118-105	W	10-16	Robinson, 28	Lucas, 15	Newlin/Walker, 8	12666
Dec. 3	@ Golden State	108-131	L	10-17	Newlin, 22	Gminski, 11	Newlin, 6	6870
Dec. 5	@ Phoenix	90-88	W	11-17	Newlin, 24	Lucas, 11	Walker, 8	11876
Dec. 7	@ San Diego	95-98	L	11-18	O'Koren, 25	O'Koren, 12	Walker, 8	4378
Dec. 10	NEW YORK	104-106	L	11-19	Newlin, 38	Gminski/O'Koren, 8	Gminski/Walker/O'Koren, 6	8052
Dec. 12	@ Boston	104-119	L	11-20	O'Koren, 18	Gminski, 11	Walker, 4	12687
Dec. 14	PHILADELPHIA	107-114	L	11-21	Lucas, 32	Jones, 13	Walker, 6	8112
Dec. 16	@ Atlanta	114-131	L	11-22	Cook, 28	Gminski, 10	Moore/Cook, 8	7358
Dec. 17	MILWAUKEE	115-112	W	12-22	Lucas, 31	Gminski, 13	O'Koren/Moore, 6	6459
Dec. 19	@ Philadelphia	107-122	L	12-23	Jones, 27	Gminski, 12	O'Koren, 5	7990
Dec. 23	@ Indiana	109-125	L	12-24	Gminski, 19	Lucas, 12	Cook, 6	7844
Dec. 25	@ Washington	94-109	L	12-25	Gminski, 19	Gminski, 11	Cook, 5	4827
Dec. 26	ATLANTA	95-108	L	12-26	Jones, 21	Gminski/Jones, 8	O'Koren, 8	7389
Dec. 28	KANSAS CITY	99-102	L	12-27	Lucas, 39	Lucas, 10	Newlin, 7	7229
Dec. 30	@ Chicago	110-121	L	12-28	Lucas, 30	Lucas, 11	VBK/Elliott, 4	7707
Jan. 2	CLEVELAND	105-111	L	12-29	Newlin, 22	Lucas, 12	Newlin, 7	7147
Jan. 4	INDIANA	104-113	L	12-30	Newlin, 25	O'Koren, 10	O'Koren, 5	7931
Jan. 6	@ Milwaukee	86-102	L	12-31	Robinson/Newlin, 20	Robinson/Gminski, 11	Cook, 6	11052
Jan. 7	@ Indiana	103-112	L	12-32	Gminski, 27	Gminski, 13	Newlin/Sparrow, 5	6291
Jan. 9	PHOENIX	95-112	L	12-33	Robinson, 25	Gminski, 11	Cook/Moore, 5	8305
Jan. 10	BOSTON	115-117	L	12-34	Robinson, 30	Robinson, 8	Moore, 8	8774
Jan. 14	@ Philadelphia	105-110	L	12-35	Robinson, 21	Robinson, 12	Moore, 10	5896
Jan. 16	LOS ANGELES	111-113	L	12-36	Robinson, 21	Robinson, 7	Moore, 6	8462
Jan. 17	@ Detroit	116-104	W	13-36	Newlin, 31	Cook, 9	Elliott, 7	7077
Jan. 18	@ Washington	99-110	L	13-37	Newlin, 20	Moore, 9	Moore, 7	7228
Jan. 21	SEATTLE	126-122 (OT)	W	14-37	Newlin, 35	Lucas, 14	Lucas, 9	7010
Jan. 22	@ Cleveland	94-108	L	14-38	Newlin, 20	Lucas, 10	Moore, 7	4142
Jan. 25	WASHINGTON	100-118	L	14-39	Newlin, 22	Lucas, 11	Robinson, 6	7156
Jan. 27	@ Dallas	112-100	W	15-39	Robinson, 28	Robinson, 10	Moore, 7	5727
Jan. 28	@ Houston	99-111	L	15-40	Robinson, 22	Robinson/Lucas, 8	Cook, 10	8294
Jan. 29	@ San Antonio	108-122	L	15-41	Lucas, 32	Robinson/Lucas, 6	Moore, 8	10018
Feb. 4	SAN DIEGO	102-110	L	15-42	Newlin, 43	Robinson, 13	Walker, 8	6888
Feb. 7	@ New York	106-113	L	15-43	Robinson, 26	Robinson, 10	Cook, 5	12138
Feb. 8	NEW YORK	102-116	L	15-44	Robinson, 25	Lucas, 13	Newlin, 7	8925
Feb. 11	CHICAGO	135-133 (OT)	W	16-44	Newlin, 35	Lucas, 13	Cook, 15	6934
Feb. 13	INDIANA	103-100	W	17-44	Lucas, 31	Lucas/Cook, 13	Newlin/Cook, 6	7829
Feb. 15	GOLDEN STATE	134-132	W	18-44	Robinson, 36	Robinson/Jones, 11	Elliott, 7	7758
Feb. 18	CLEVELAND	110-108	W	19-44	Robinson, 24	Robinson/Lucas, 14	Cook, 13	7296
Feb. 20	PORTLAND	123-113 (OT)	W	20-44	Newlin/Cook, 30	Lucas, 17	Newlin/Cook, 9	8224
Feb. 22	DALLAS	109-132	L	20-45	Newlin/Robinson, 24	O'Koren, 10	Moore/Cook, 6	7849
Feb. 24	@ Denver	123-140	L	20-46	Robinson, 32	Robinson, 11	Cook, 11	9023
Feb. 25	@ Utah	106-132	L	20-47	Newlin, 31	Robinson/Elliott, 6	Cook, 8	5510
Feb. 27	@ Los Angeles	103-107	L	20-48	Newlin, 22	Robinson, 13	O'Koren, 7	17505
Mar. 1	DETROIT	104-117	L	20-49	Newlin, 21	Jones, 7	Cook, 6	7186
Mar. 3	@ Chicago	102-128	L	20-50	Robinson, 30	Lucas, 10	Elliott, 5	7577
Mar. 6	@ Atlanta	106-109	L	20-51	Robinson, 34	Lucas, 10	Moore, 6	6455
Mar. 11	WASHINGTON	109-104	W	21-51	Robinson, 26	Robinson, 15	O'Koren/Robinson/Newlin, 6	7279
Mar. 13	@ Cleveland	140-125	W	22-51	Lucas, 26	Cook, 10	O'Koren, 5	6105
Mar. 15	@ Boston	125-133	L	22-52	Cook, 35	Robinson/Cook, 7	Robinson, 5	15320
Mar. 17	PHILADELPHIA	126-120 (OT)	W	23-52	Newlin, 28	Robinson/Lucas, 8	Cook, 8	8056
Mar. 18	@ Detroit	115-118	L	23-53	Robinson, 38	Robinson, 12	Moore, 9	3247
Mar. 20	ATLANTA	108-96	W	24-53	Robinson, 29	Lucas, 13	Newlin, 5	8415
Mar. 22	MILWAUKEE	116-125	L	24-54	Robinson, 20	Lucas/Robinson, 6	Moore, 7	8402
Mar. 24	@ Milwaukee	107-131	L	24-55	Newlin, 19	Lucas/Robinson/Jones, 7	Walker, 9	11052
Mar. 25	BOSTON	105-111	L	24-56	Robinson, 33	Robinson, 10	Newlin, 5	8227
Mar. 28	NEW YORK	88-90	L	24-57	Robinson, 22	Robinson/Lucas, 8	O'Koren, 4	8515
Mar. 29	@ New York	95-103	L	24-58	Newlin, 23	O'Koren, 8	Walker, 6	9485



# 2015-16 BROOKLYN NETS MEDIA GUIDE

## Year-by-Year Recaps: 1981-82

**New Jersey opens in Brendan Byrne Arena and hosts 1982 NBA All-Star Game; Team finishes with its best ever NBA record and makes playoffs**

Home Court: Brendan Byrne Arena, East Rutherford, N.J.

Final Record: 44-38 (.537)

Head Coach: Larry Brown

In his first season as head coach, Larry Brown guides New Jersey into the NBA playoffs after starting the season 3-12. Nets deal with Kansas City for Otis Birdsong. Ray Williams, acquired from the Knicks on October 25 for Maurice Lucas, leads the team in scoring at 20.4 ppg. Buck Williams is named Rookie-of-the-Year and is the first Net to appear in the NBA All-Star game. The 20 game win/loss difference from last year is the biggest turnaround of any team in the NBA. Average attendance of 13,875 is fourth best mark in the league.

### 1981-82 Roster

33	James Bailey	F	6'9"	220	05/21/1957	Rutgers
10	Otis Birdsong	G	6'4"	195	12/09/1955	Houston
21	David Burns	G	6'2"	180	07/03/1958	St. Louis
12	Darwin Cook	G	6'3"	185	08/06/1958	Portland
44	Joe Cooper	C	6'10"	230	09/01/1957	Colorado
44	Len Elmor	F/C	6'10"	225	03/28/1952	Maryland
42	Mike Gminski	C	6'11"	255	08/03/1959	Duke
55	Albert King	F	6'6"	215	12/17/1959	Maryland
40	Sam Lacey	F/C	6'10"	235	03/28/1948	New Mexico St.
31	Mike O'Koren	F	6'7"	205	02/07/1958	North Carolina
30	Ray Tolber	F	6'9"	225	09/10/1958	Indiana
22	Jan van Breda Kolff	F	6'7"	200	12/16/1951	Vanderbilt
14	Foots Walker	G	6'1"	170	05/21/1951	West Georgia
13	Ray Williams	G	6'2"	190	10/14/1954	Minnesota
52	Buck Williams	F	6'8"	225	03/08/1960	Maryland
42	Mike Woodson	G	6'5"	200	03/24/1958	Indiana



### Final 1981-1982 Statistics (44-38) NEW JERSEY NETS

PLAYER	G-GS	MIN	FG-FGA	PCT	3FG-FGA	PCT	FT-FTA	PCT	OFF	DEF	TOT	AST	PF-DQ	STL	TO	BLK	PTS	AVG	HI
R. Williams	82-69	2732	639-1383	.462	9-54	.167	387-465	.832	117	208	325	488	302-9	199	290	43	1674	20.4	52
B. Williams	82-82	2825	513-881	.582	0-1	.000	242-388	.624	347	658	1005	107	285-5	84	235	84	1268	15.5	29
Birdsong	37-22	1025	225-480	.469	0-10	.000	74-127	.583	30	67	97	124	74-0	30	64	5	524	14.2	37
King	76-52	1694	391-812	.482	3-13	.231	133-171	.778	105	207	312	142	261-4	64	180	36	918	12.1	24
Woodson	7-0	145	30-68	.441	0-1	.000	23-32	.719	5	8	13	16	21-1	7	9	2	83	11.9	19
O'Koren	80-32	2018	383-778	.492	8-23	.348	135-189	.714	111	194	305	192	175-0	83	147	13	909	11.4	25
Cook	82-17	2090	387-803	.482	7-31	.226	118-162	.728	52	103	155	319	196-2	146	175	24	899	11.0	29
Elmore	81-70	2100	300-652	.460	0-0	.000	135-170	.794	167	274	441	100	280-6	92	136	92	735	9.1	25
Bailey (TOT)	77-0	1468	261-505	.517	0-0	.000	137-224	.612	127	264	391	65	270-5	42	139	83	659	8.6	22
Bailey (NJ)	67-0	1288	230-440	.523	0-0	.000	133-213	.624	110	233	343	52	228-3	39	120	76	593	8.9	22
Walker	77-54	1861	156-378	.413	3-9	.333	141-194	.727	31	119	150	398	179-1	120	107	6	456	5.9	18
Gminski	64-6	740	119-270	.441	0-0	.000	97-118	.822	70	116	186	41	69-0	17	56	48	335	5.2	20
Tolbert	12-0	115	20-44	.455	0-1	.000	4-8	.500	11	16	27	8	19-0	4	12	2	44	3.7	11
van Breda Kolff	41-0	452	41-82	.500	0-2	.000	62-76	.816	17	31	48	32	63-1	12	29	13	144	3.5	12
Lacey (TOT)	56-7	670	67-154	.435	0-1	.000	27-37	.730	20	87	107	77	139-1	22	56	38	161	2.9	10
Lacey (NJ)	54-6	650	64-149	.430	0-1	.000	27-35	.771	20	83	103	73	137-1	20	54	37	155	2.9	10
Burns	3-0	34	2-5	.400	0-0	.000	3-6	.500	0	2	2	4	4-0	1	5	0	7	2.3	4
Cooper	1-0	11	1-2	.500	0-0	.000	0-0	1	1	2	0	2-0	0	1	0	2	2.0	2	
NETS	82	19780	3501-7227	.484	30-146	.205	1714-2354	.728	1194	2320	3514	2096	2295-33	918	1650	481	8746	106.7	147
OPPONENTS	82	19780	3501-7227	.484	30-146	.205	1714-2354	.728	1194	2320	3514	2096	2295-33	918	1650	481	8746	106.7	147





# 2015-16 BROOKLYN NETS MEDIA GUIDE

## 1981-1982 SEASON RESULTS

DATE	OPPONENT	SCORE	W/L	REC	SCORING	REBOUNDS	ASSISTS	ATTEN.
Oct. 30	NEW YORK	99-103	L	0-1	Cook, 22	B. Williams, 17	Walker/R. Williams, 6	17150
Nov. 4	ATLANTA	86-95	L	0-2	B. Williams, 18	B. Williams, 14	O'Koren, 4	12260
Nov. 5	@ Detroit	103-109	L	0-3	B. Williams, 20	Elmore/B. Williams, 8	R. Williams, 7	5116
Nov. 7	@ Chicago	105-118	L	0-4	B. Williams, 20	B. Williams, 11	Cook, 5	7817
Nov. 8	INDIANA	89-86	W	1-4	R. Williams, 20	B. Williams, 9	R. Williams, 9	13013
Nov. 10	at New York	99-111	L	1-5	B. Williams, 20	B. Williams, 12	R. Williams, 4	13059
Nov. 11	MILWAUKEE	88-100	L	1-6	O'Koren, 14	B. Williams, 11	R. Williams, 5	12971
Nov. 13	@ Boston	97-111	L	1-7	B. Williams, 22	B. Williams, 13	R. Williams, 9	11753
Nov. 14	KANSAS	103-92	W	2-7	Birdsong, 25	B. Williams, 16	R. Williams, 7	12561
Nov. 18	at Golden State	107-121	L	2-8	B. Williams, 21	B. Williams, 14	Walker, 6	9463
Nov. 20	at Portland	86-106	L	2-9	R. Williams, 19	B. Williams/R. Williams, 8	Cook/R. Williams, 6	12666
Nov. 22	@ Seattle	92-109	L	2-10	Birdsong, 16	B. Williams, 13	Cook, 3	10291
Nov. 24	at Houston	102-84	W	3-10	Birdsong, 21	B. Williams, 8	R. Williams, 6	10145
Nov. 27	at San Antonio	86-114	L	3-11	Birdsong, 17	B. Williams, 13	R. Williams, 7	10249
Nov. 28	@ Dallas	107-111	L	3-12	Birdsong, 37	B. Williams, 8	R. Williams, 10	9287
Dec. 2	CLEVELAND	125-106	W	4-12	R. Williams, 27	B. Williams, 10	R. Williams, 7	12261
Dec. 5	PHILADELPHIA	105-114	L	4-13	R. Williams, 20	B. Williams, 18	3 tied with 5	15826
Dec. 8	@ Atlanta	98-88	W	5-13	B. Williams, 19	B. Williams, 17	Cook, 5	4805
Dec. 9	@ Boston	100-109	L	5-14	Birdsong, 28	B. Williams, 10	R. Williams, 7	15320
Dec. 11	DENVER	131-123	W	6-14	B. Williams, 26	B. Williams, 14	R. Williams, 7	13421
Dec. 12	@ Indiana	88-101	L	6-15	Birdsong/O'Koren/Cook, 14	B. Williams, 14	R. Williams, 7	6669
Dec. 16	CHICAGO	97-98 (OT)	L	6-16	Birdsong/R. Williams, 19	B. Williams, 14	R. Williams, 10	11221
Dec. 18	at Milwaukee	100-88	W	7-16	R. Williams, 22	B. Williams, 11	Cook, 6	10006
Dec. 19	at Cleveland	119-107	W	8-16	Birdsong, 29	B. Williams, 12	R. Williams, 9	2767
Dec. 23	NEW YORK	115-99	W	9-16	R. Williams, 29	Birdsong, 14	R. Williams, 9	14823
Dec. 25	at New York	96-95	W	10-16	R. Williams, 24	B. Williams, 8	R. Williams, 10	10701
Dec. 26	WASHINGTON	90-105	L	10-17	Bailey/Cook, 15	B. Williams, 14	Birdsong, 5	11251
Dec. 28	INDIANA	95-103	L	10-18	O'Koren, 25	B. Williams, 17	Cook, 8	11306
Dec. 30	DETROIT	130-119	W	11-18	R. Williams, 25	B. Williams, 13	R. Williams, 9	14981
Jan. 2	@ Atlanta	95-97	L	11-19	R. Williams, 17	B. Williams, 20	Cook, 8	6089
Jan. 5	at Washington	114-108	W	12-19	R. Williams, 32	B. Williams, 13	Cook, 7	10387
Jan. 6	MILWAUKEE	95-109	L	12-20	B. Williams, 18	B. Williams, 21	R. Williams, 5	12483
Jan. 8	CLEVELAND	110-100	W	13-20	R. Williams, 17	B. Williams, 17	R. Williams, 4	12521
Jan. 9	at Philadelphia	120-113	W	14-20	R. Williams, 10	B. Williams, 10	Walker, 11	8177
Jan. 11	BOSTON	94-112	L	14-21	R. Williams, 12	B. Williams, 12	Walker, 10	16221
Jan. 14	CHICAGO	130-104	W	15-21	Cook, 29	O'Koren, 8	Walker, 9	11861
Jan. 15	@ Kansas	104-114	L	15-22	R. Williams, 20	B. Williams, 10	R. Williams/Cook, 5	7529
Jan. 17	PHILADELPHIA	105-97	W	16-22	R. Williams, 29	B. Williams, 13	Walker, 11	14253
Jan. 20	at Los Angeles	113-132	L	16-23	King, 19	B. Williams, 9	Walker/Cook, 7	11323
Jan. 22	@ Phoenix	99-97	W	17-23	R. Williams, 27	B. Williams, 10	R. Williams, 8	11605
Jan. 23	at San Diego	113-109	W	18-23	R. Williams, 31	B. Williams, 8	Walker, 7	6468
Jan. 26	@ Utah	138-129 (OT)	W	19-23	B. Williams, 29	B. Williams/Bailey, 7	Walker, 13	9083
Jan. 27	@ Denver	116-130	L	19-24	Cook, 20	B. Williams, 11	Walker, 9	11103
Feb. 2	@ Chicago	116-112	W	20-24	R. Williams, 31	B. Williams, 8	Walker, 5	5116
Feb. 3	ATLANTA	112-103	W	21-24	R. Williams, 34	B. Williams/O'Koren, 7	R. Williams, 7	13267
Feb. 5	at Philadelphia	112-116	L	21-25	B. Williams, 22	Bailey, 16	R. Williams, 11	10429
Feb. 6	@ Detroit	125-120	W	22-25	R. Williams, 36	B. Williams, 13	R. Williams, 7	12080
Feb. 7	at Cleveland	110-94	W	23-25	R. Williams, 25	King, 10	Walker, 8	4611
Feb. 10	DETROIT	115-108	W	24-25	R. Williams, 26	B. Williams, 11	R. Williams, 7	14013
Feb. 12	GOLDEN	109-98	W	25-25	R. Williams, 22	B. Williams, 23	Walker, 11	16221
Feb. 14	DALLAS	109-111	L	25-26	Elmore, 25	B. Williams, 18	Cook/King/Walker, 5	14808
Feb. 17	CHICAGO	115-105	W	26-26	R. Williams, 32	B. Williams, 9	R. Williams, 12	12163
Feb. 19	HOUSTON	96-103	L	26-27	O'Koren, 18	R. Williams, 10	R. Williams, 8	12736
Feb. 20	UTAH	125-108	W	27-27	R. Williams, 25	B. Williams, 17	R. Williams, 6	12431
Feb. 21	@ Indiana	107-118	L	27-28	B. Williams, 22	B. Williams, 8	Walker, 6	9179
Feb. 24	MILWAUKEE	106-113	L	27-29	R. Williams, 26	B. Williams, 12	Walker, 8	12068
Feb. 26	PORTLAND	110-106	W	28-29	R. Williams, 22	B. Williams, 12	Walker, 8	12437
Feb. 28	SAN DIEGO	110-95	W	29-29	R. Williams, 23	B. Williams, 9	Walker, 9	14414
Mar. 2	at Washington	130-124 (2 OT)	W	30-29	King, 20	B. Williams, 12	Walker, 11	10342
Mar. 3	LOS ANGELES	111-103	W	31-29	R. Williams, 31	B. Williams, 14	Walker, 9	15623
Mar. 5	@ Chicago	107-90	W	32-29	R. Williams, 20	B. Williams, 12	Walker/Cook/O'Koren, 4	10572
Mar. 6	@ Atlanta	92-112	L	32-30	Elmore/B. Williams, 14	B. Williams, 11	R. Williams, 6	5659
Mar. 10	PHOENIX	113-105	W	33-30	R. Williams, 25	B. Williams, 12	Walker/R. Williams, 6	13393
Mar. 12	BOSTON	109-113	L	33-31	R. Williams, 31	B. Williams, 12	Walker, 10	19367
Mar. 14	SEATTLE	97-98	L	33-32	B. Williams, 13	B. Williams, 13	R. Williams/Birdsong, 5	15432
Mar. 17	SAN ANTONIO	93-90	W	34-32	B. Williams, 22	B. Williams, 13	R. Williams/Walker, 6	13526
Mar. 20	@ Indiana	101-104	L	34-33	O'Koren, 19	B. Williams, 15	R. Williams, 7	6380
Mar. 21	at Milwaukee	86-102	L	34-34	R. Williams, 19	B. Williams, 10	R. Williams, 6	11052
Mar. 24	at Philadelphia	111-106	W	35-34	R. Williams, 39	B. Williams, 15	Cook, 9	10317
Mar. 26	at Washington	88-104	L	35-35	Cook, 15	Elmore, 12	Cook/Walker/R. Williams, 6	14486
Mar. 27	DETROIT	121-123	L	35-36	R. Williams, 39	B. Williams, 13	Cook/R. Williams/Walker, 6	14230
Mar. 28	NEW YORK	113-106	W	36-36	R. Williams, 10	B. Williams, 10	Walker, 11	16056
Mar. 31	CLEVELAND	103-87	W	37-36	Cook, 23	B. Williams/Elmore, 10	R. Williams, 8	13231
Apr. 2	WASHINGTON	98-96	W	38-36	R Williams, 27	B. Williams, 17	Walker, 8	15263
Apr. 4	at Cleveland	119-109	W	39-36	R. Williams, 27	B. Williams, 8	Walker, 13	4105
Apr. 7	PHILADELPHIA	113-116	L	39-37	R. Williams, 28	B. Williams, 18	R. Williams, 9	14161
Apr. 9	@ Boston	103-106	L	39-38	R. Williams, 21	B. Williams, 14	Walker, 8	15320
Apr. 10	INDIANA	115-86	W	40-38	King, 18	Bailey, 10	Walker, 9	14321
Apr. 13	at New York	104-102	W	41-38	R. Williams, 37	B. Williams, 15	Walker, 11	10627
Apr. 14	WASHINGTON	98-94	W	42-38	R. Williams, 23	B. Williams, 15	R. Williams, 12	13382
Apr. 16	BOSTON	113-96	W	43-38	B. Williams, 27	B. Williams, 12	Walker, 9	15934
Apr. 17	@ Detroit	147-132	W	44-38	R. Williams, 52	B. Williams, 17	Walker/R. Williams, 7	14293



# 2015-16 BROOKLYN NETS MEDIA GUIDE

## Year-by-Year Recaps: 1982-83

### Nets add Darryl Dawkins in trade with Philadelphia; Larry Brown resigns as Head Coach

Final Record: 49-33 (.598)

Head Coach: Larry Brown: 47-29 (.618); Bill Blair: 2-4 (.333)

Darryl Dawkins becomes a Net in an August 27 trade with Philadelphia. The Nets begin the season with Phil Ford replacing Ray Williams at point guard. Seven games into the season, Ford is traded for Mickey Johnson, whose fine all-around play leads the team to a franchise record 11 straight wins from December 23, 1982, to January 12, 1983. Johnson and '82 first round choice Sleepy Floyd are dealt to Golden State for guard Micheal Ray Richardson on February 6. New Jersey wins a team record 49 games. The Nets go into their second straight playoff appearance hobbled by injuries and without coach Larry Brown, who left the team for the University of Kansas on April 7 with six games to play. Under interim coach Bill Blair, the Nets go 2-4 and fall to the Knicks in two straight playoff games. Albert King and Buck Williams tie for the team scoring lead at 17 ppg.

### 1982-83 Roster

2	James Bailey	F	6'9"	220	05/21/1957	Rutgers
10	Otis Birdsong	G	6'4"	195	12/09/1955	Houston
12	Darwin Cook	G	6'3"	185	08/06/1958	Portland
53	Darryl Dawkins	C	6'11"	252	01/11/1952	Maynard Evans H.S.
44	Len Elmore	F/C	6'10"	225	03/28/1952	Maryland
21	Sleepy Floyd	G	6'3"	185	03/06/1960	Georgetown
1	Phil Ford	G	6'2"	175	02/09/1956	North Carolina
42	Mike Gminski	C	6'11"	255	08/03/1959	Duke
43	Mickey Johnson	F	6'10"	190	08/31/1952	Aurora
55	Albert King	F	6'6"	215	12/17/1959	Maryland
31	Mike O'Koren	F	6'7"	205	02/07/1958	North Carolina
51	Eddie Phillips	F	6'7"	225	09/29/1961	Alabama
20	Micheal Ray Richardson	G	6'5"	190	04/11/1955	Montana
22	Jan van Breda Kolff	F	6'7"	200	12/16/1951	Vanderbilt
14	Foots Walker	G	6'1"	170	05/21/1951	West Georgia
52	Buck Williams	F	6'8"	225	03/08/1960	Maryland
34	Bill Willoughby	F	6'8"	205	05/20/1957	Dwight Morrow HS



### Final 1982-1983 Statistics (49-33) NEW JERSEY NETS

PLAYER	G-GS	MIN	FG-FGA	PCT	3FG-FGA	PCT	FT-FTA	PCT	OFF	DEF	TOT	AST	PF-DQ	STL	TO	BLK	PTS	AVG	HI
King	79-75	2447	582-1226	.475	6-23	.261	176-227	.775	157	299	456	291	278-5	95	245	41	1346	17.0	31
Williams	82-82	2961	536-912	.588	0-4	.000	324-523	.620	365	662	1027	125	270-4	91	246	110	1396	17.0	30
Birdsong	62-54	1885	426-834	.511	2-6	.333	82-145	.566	53	97	150	239	155-0	85	114	16	936	15.1	29
Johnson	42-7	1001	199-496	.401	2-17	.118	164-201	.816	66	158	224	144	135-4	56	121	21	564	13.4	32
Cook	82-47	2625	443-986	.449	8-38	.211	186-242	.769	73	167	240	448	213-2	194	238	48	1080	13.2	24
Johnson (TOT)	48-7	1154	229-562	.407	2-19	.105	171-210	.814	75	174	249	155	157-4	57	133	23	631	13.1	32
Richardson (TOT)	64-51	2076	346-815	.425	8-51	.157	106-163	.650	113	182	295	432	240-4	182	244	24	806	12.6	31
Richardson (NJ)	31-26	1002	170-388	.438	4-20	.200	51-76	.671	68	82	150	187	116-2	81	107	15	395	12.7	27
Dawkins	81-81	2093	401-669	.599	0-0	.000	166-257	.646	127	293	420	114	379-23	67	281	152	968	12.0	25
Gminski	80-1	1255	213-426	.500	0-1	.000	175-225	.778	154	228	382	61	118-0	35	126	116	601	7.5	18
Ford	7-7	163	20-35	.571	0-1	.000	7-10	.700	0	7	7	38	22-0	6	21	0	47	6.7	11
O'Koren	46-14	803	136-259	.525	2-9	.222	34-48	.708	42	72	114	82	67-0	42	62	11	308	6.7	23
Willoughby (TOT)	62-0	1146	147-324	.454	6-14	.429	43-55	.782	63	138	201	64	139-0	25	61	17	343	5.5	18
Willoughby (NJ)	10-0	84	11-29	.379	0-1	.000	2-2	1.000	2	9	11	8	16-0	1	5	1	24	2.4	6
Floyd	43-6	494	92-216	.426	4-14	.286	38-45	.844	16	26	42	67	56-1	19	40	9	226	5.3	13
Walker	79-10	1388	114-250	.456	2-12	.167	116-149	.779	30	106	136	264	134-1	78	104	3	346	4.4	15
Elmore	74-0	975	97-244	.398	0-1	.000	54-84	.643	81	157	238	39	125-2	44	83	38	248	3.4	13
Bailey	6-0	50	9-18	.500	0-0	.000	2-2	1.000	3	3	6	2	15-0	1	6	1	20	3.3	6
Phillips	48-0	416	56-138	.406	0-2	.000	40-59	.678	27	50	77	29	58-0	14	50	8	152	3.2	12
van Breda Kolff	13-0	63	5-14	.357	0-0	.000	5-6	.833	2	11	13	5	9-0	2	3	2	15	1.2	4
NETS	82	19705	3510-7140	.492	30-149	.201	1622-2301	.705	1266	2427	3693	2143	2166-44	911	1873	592	8672	105.8	124
OPPONENTS	82	19705	3327-6962	.478	45-208	.216	1746-2370	.737	1102	2176	3278	1978	2129-32	860	1871	495	8445	103.0	133



# 2015-16 BROOKLYN NETS MEDIA GUIDE

## 1982-1983 Season Results

DATE	OPPONENT	SCORE	W/L	REC	SCORING	REBOUNDS	ASSISTS	ATTEN.
Oct. 29	CHICAGO	114-102	W	1-0	Birdsong, 20	Williams, 15	Birdsong/Walker, 8	11042
Oct. 30	at Philadelphia	99-110	L	1-1	King, 28	Williams/Walker/Gminski, 6	Ford, 7	18482
Nov. 2	SAN DIEGO	110-100	W	2-1	Dawkins, 20	Williams, 9	Ford, 6	10220
Nov. 3	at Washington	85-104	L	2-2	Birdsong/Dawkins/King, 18	Williams, 14	Cook/Ford, 5	14872
Nov. 5	at Cleveland	99-91	W	3-2	Birdsong, 27	King, 13	Cook, 6	2981
Nov. 7	BOSTON	100-102	L	3-3	King, 29	Williams, 17	Ford, 8	15550
Nov. 9	at New York	84-82	W	4-3	Cook, 19	Dawkins, 11	Ford, 7	14128
Nov. 10	NEW YORK	99-90	W	5-3	King/Birdsong, 22	Williams, 8	Walker, 7	14076
Nov. 12	@ Chicago	105-113	L	5-4	Johnson, 20	Williams, 19	Cook, 7	5828
Nov. 13	PHILADELPHIA	100-110	L	5-5	Williams, 16	Williams, 13	Floyd/Walker, 5	18805
Nov. 17	@ Utah	97-101	L	5-6	Birdsong, 22	Williams, 14	Williams, 5	7627
Nov. 19	at Portland	108-118	L	5-7	King, 18	Dawkins, 13	Birdsong, 6	12666
Nov. 21	@ Seattle	111-91	W	6-7	Williams, 23	Williams/Johnson, 9	Cook/King, 6	13355
Nov. 23	at Golden State	110-103	W	7-7	Birdsong, 27	King/Dawkins/Williams, 10	Walker, 7	9200
Nov. 24	at San Diego	109-114	L	7-8	Birdsong, 29	Elmore, 7	Walker, 6	3064
Nov. 26	@ Phoenix	99-110	L	7-9	Williams, 17	King/Williams, 6	Cook, 7	11673
Nov. 30	KANSAS	112-103	W	8-9	Dawkins, 24	Williams, 16	King, 6	9662
Dec. 1	at Washington	105-99	W	9-9	Cook, 22	Williams, 17	Cook, 9	7291
Dec. 3	@ Atlanta	107-99	W	10-9	Williams, 22	Williams, 17	Cook, 6	6884
Dec. 5	MILWAUKEE	108-103	W	11-9	Johnson, 20	Williams, 15	Cook, 6	11016
Dec. 8	WASHINGTON	98-95	W	12-9	Williams, 19	Williams, 20	King/Cook/Birdsong, 6	9082
Dec. 10	SAN ANTONIO	102-114	L	12-10	Cook, 18	Williams, 17	Cook, 10	11686
Dec. 15	@ Kansas	118-119	L	12-11	Williams, 20	Williams, 13	Cook, 9	7440
Dec. 17	at Los Angeles	106-117	L	12-12	Cook, 21	Williams/Johnson, 9	King, 9	15786
Dec. 18	@ Denver	123-114	W	13-12	O'Koren, 23	Williams, 16	Cook, 10	13121
Dec. 21	DETROIT	97-102	L	13-13	Johnson, 23	Williams, 13	Cook, 9	12081
Dec. 23	WASHINGTON	97-90	W	14-13	King, 24	King, 14	Cook, 7	11610
Dec. 25	at New York	112-110 (OT)	W	15-13	Williams, 30	Williams, 12	Cook, 9	11752
Dec. 27	CLEVELAND	94-82	W	16-13	King, 24	Williams, 19	Walker, 7	11035
Dec. 29	ATLANTA	104-99	W	17-13	Williams, 27	Williams/Johnson, 10	Cook, 10	13119
Jan. 3	DALLAS	111-105	W	18-13	Johnson, 21	Williams, 12	King, 5	10157
Jan. 4	at Milwaukee	102-95	W	19-13	Cook/Williams, 22	Williams, 16	M. Johnson, 7	9950
Jan. 6	PHOENIX	94-93	W	20-13	Johnson, 21	Williams, 17	M. Johnson, 12	10673
Jan. 7	@ Chicago	111-98	W	21-13	Johnson, 25	Williams, 14	M. Johnson, 8	5682
Jan. 9	DETROIT	110-102	W	22-13	Johnson, 25	Williams, 19	Cook/M. Johnson, 7	10256
Jan. 11	LOS ANGELES	110-96	W	23-13	Johnson, 32	Williams, 21	Birdsong, 10	20149
Jan. 12	@ Indiana	120-114	W	24-13	King, 21	Williams, 17	Cook, 6	3050
Jan. 14	@ Boston	108-133	L	24-14	Cook, 18	Gminski, 12	Floyd, 6	15320
Jan. 15	NEW YORK	100-96	W	25-14	King, 28	Williams, 10	Cook, 9	15187
Jan. 17	ATLANTA	96-102	L	25-15	King, 21	Williams, 11	Birdsong, 7	10156
Jan. 21	CLEVELAND	105-99	W	26-15	Birdsong, 20	Williams, 10	Cook, 7	10729
Jan. 23	SEATTLE	105-102	W	27-15	Williams, 21	Williams, 20	Birdsong/Cook, 7	13276
Jan. 25	at Houston	111-114	L	27-16	Williams, 20	Williams, 13	Cook, 6	7097
Jan. 28	@ Dallas	115-110	W	28-16	Williams, 22	Williams, 11	Birdsong/Johnson, 7	14371
Jan. 29	at San Antonio	109-120	L	28-17	King/Cook/Walker, 13	Williams, 10	Floyd/Walker, 4	11945
Feb. 1	INDIANA	120-111	W	29-17	Birdsong/King, 27	Williams, 16	Birdsong/Cook, 8	9163
Feb. 2	at Cleveland	118-105	W	30-17	Williams, 22	Williams, 9	Cook, 8	2075
Feb. 4	CHICAGO	120-98	W	31-17	Dawkins, 18	Williams, 9	Cook, 11	14548
Feb. 5	@ Detroit	101-111	L	31-18	King, 24	King, 10	Birdsong, 6	17398
Feb. 8	@ Atlanta	115-109	W	32-18	Williams, 29	Williams, 29	Birdsong, 8	6187
Feb. 9	INDIANA	105-90	W	33-18	Williams, 26	Williams, 26	Cook/Richardson, 8	12664
Feb. 17	DENVER	108-117	L	33-19	King, 25	Williams/Richardson, 8	Birdsong, 7	12037
Feb. 20	at Milwaukee	108-109	L	33-20	Birdsong, 20	Williams, 14	Birdsong, 7	11052
Feb. 22	@ Indiana	110-108	W	34-20	King, 26	Williams, 12	Cook, 7	2993
Feb. 23	CHICAGO	119-86	W	35-20	Cook, 17	Williams/Elmore, 10	Richardson, 10	10046
Feb. 25	GOLDEN STATE	115-107	W	36-20	King, 23	Williams, 16	Richardson, 7	12458
Feb. 26	@ Atlanta	88-95	L	36-21	King, 25	Williams, 16	Richardson, 6	10451
Mar. 2	HOUSTON	124-85	W	37-21	King, 17	Williams, 13	Cook, 11	10173
Mar. 4	@ Chicago	119-124	L	37-22	King, 31	Williams, 13	Walker, 9	6387
Mar. 6	PHILADELPHIA	112-106	W	38-22	King/Williams, 22	Williams, 15	Cook/King, 3	20149
Mar. 7	@ Boston	114-121	L	38-23	King, 31	Williams, 7	Cook/Richardson, 7	15165
Mar. 9	NEW YORK	92-103	L	38-24	King/Williams, 19	Richardson, 11	Cook/Richardson, 5	19347
Mar. 11	BOSTON	98-93	W	39-24	King, 24	Williams, 21	King, 7	20149
Mar. 13	PORTLAND	109-94	W	40-24	Williams, 19	Williams, 9	Richardson/Walker, 5	12576
Mar. 15	DETROIT	109-90	W	41-24	Dawkins, 22	Gminski, 9	Richardson, 7	12133
Mar. 16	at Cleveland	96-90	W	42-24	King/Richardson, 19	Williams, 8	Richardson, 8	1814
Mar. 18	@ Boston	103-116	L	42-25	Dawkins, 19	Williams, 11	Richardson, 6	15320
Mar. 20	at Milwaukee	92-107	L	42-26	King, 36	Williams, 12	Richardson, 9	9545
Mar. 23	UTAH	124-104	W	43-26	King, 20	Williams, 14	Cook, 8	11457
Mar. 25	at Philadelphia	101-92	W	44-26	Williams, 24	Williams, 19	Cook/O'Koren, 6	17311
Mar. 26	ATLANTA	102-81	W	45-26	Williams, 29	Williams/King, 12	Richardson, 7	15281
Mar. 30	WASHINGTON	97-100	L	45-27	King, 24	Williams, 12	Cook/King, 6	12169
Apr. 1	at Philadelphia	111-104	W	46-27	Williams/O'Koren, 20	Williams/O'Koren, 20	Walker, 7	18482
Apr. 2	MILWAUKEE	103-105	L	46-28	Richardson, 27	Williams, 10	Cook, 6	14187
Apr. 5	at Washington	89-95	L	46-29	King, 22	Williams, 15	Richardson, 9	7162
Apr. 6	INDIANA	121-110	W	47-29	Dawkins, 25	Williams, 9	King, 11	9160
Apr. 8	@ Detroit	92-102	L	47-30	Richardson, 22	Williams, 16	Richardson, 8	8779
Apr. 9	CLEVELAND	115-105	W	48-30	King, 30	King, 10	Richardson, 10	9610
Apr. 12	BOSTON	93-99	L	48-31	King/Cook, 19	Williams, 10	Cook, 8	17087
Apr. 13	at New York	100-108	L	48-32	Cook, 24	Williams, 10	Richardson, 7	14470
Apr. 15	PHILADELPHIA	98-100	L	48-33	King, 25	Williams, 11	Richardson, 8	16847
Apr. 17	@ Indiana	112-99	W	49-33	King/Birdsong, 16	Williams, 10	Cook, 12	5111



# 2015-16 BROOKLYN NETS MEDIA GUIDE

## Year-by-Year Recaps: 1983-84

**Franchise wins 19 of 25 down the stretch and wins first ever NBA Playoff Game and Series**


Final Record: 45-37 (.549)

Head Coach: Stan Albeck

Stan Albeck is named head coach June 8 and promises a Net playoff victory. Not only do the Nets win a game, but they eliminate the defending World Champion Philadelphia 76ers three games to two before falling in six games to Milwaukee in the conference semi-finals. Darryl Dawkins makes his ninth NBA season his best, averaging 16.8 ppg and 6.7 rpg, while Buck Williams becomes only the ninth player ever to record 1,000 or more rebounds in his first three years. Otis Birdsong is named to the NBA All-Star Team and leads the club in scoring with a 19.8 average. The Nets make no trades for the first time in their NBA history.

### 1983-84 Roster

10	Otis Birdsong	G	6'4"	195	12/09/1955	Houston
12	Darwin Cook	G	6'3"	185	08/06/1958	Portland
53	Darryl Dawkins	C	6'11"	252	01/11/1952	Maynard Evans H.S.
42	Mike Gminski	C	6'11"	255	08/03/1959	Duke
33	Reggie Johnson	F	6'9"	210	06/25/1957	Tennessee
11	Mark Jones	G	6'1"	175	04/10/1961	St. Bonaventure
55	Albert King	F	6'6"	215	12/17/1959	Maryland
23	Bruce Kuczenski	F/C	6'10"	230	02/03/1961	Connecticut
31	Mike O'Koren	F	6'7"	205	02/07/1958	North Carolina
14	Kelvin Ransey	G	6'2"	170	05/03/1958	Ohio St.
20	Micheal Ray Richardson	G	6'5"	190	04/11/1955	Montana
1	Foots Walker	G	6'1"	170	05/21/1951	West Georgia
52	Buck Williams	F	6'8"	225	03/08/1960	Maryland
34	Bill Willoughby	F	6'8"	205	05/20/1957	Dwight Morrow HS



### Final 1983-1984 Statistics (45-37) NEW JERSEY NETS

PLAYER	G-GS	MIN	FG-FGA	PCT	3FG-FGA	PCT	FT-FTA	PCT	OFF	DEF	TOT	AST	PF-DQ	STL	TO	BLK	PTS	AVG	HI
Birdsong	69-57	2168	583-1147	.508	5-20	.250	194-319	.608	74	96	170	266	180-2	86	170	17	1365	19.8	38
Dawkins	81-80	2417	507-855	.593	2-5	.400	341-464	.735	159	382	541	123	386-22	60	231	136	1357	16.8	36
Williams	81-81	3003	495-926	.535	0-4	.000	284-498	.570	355	645	1000	130	298-3	81	237	125	1274	15.7	27
King	79-53	2103	465-946	.492	3-22	.136	232-295	.786	125	263	388	203	258-6	91	208	33	1165	14.7	31
Richardson	48-25	1285	243-528	.460	14-58	.241	76-108	.704	56	116	172	214	156-4	103	118	20	576	12.0	25
Ransey	80-50	1937	304-700	.434	7-32	.219	145-183	.792	28	99	127	483	182-2	91	141	6	760	9.5	21
Cook	82-31	1870	304-687	.443	11-46	.239	95-126	.754	51	105	156	356	184-3	164	142	36	714	8.7	21
Gminski	82-2	1655	237-462	.513	0-3	.000	147-184	.799	161	272	433	92	162-0	37	120	70	621	7.6	18
O'Koren	73-25	1191	186-385	.483	5-28	.179	53-87	.609	71	104	175	95	148-3	34	75	11	430	5.9	20
Johnson	72-4	818	127-256	.496	0-1	.000	92-126	.730	53	85	138	40	141-1	24	59	18	346	4.8	14
Willoughby	67-2	936	124-258	.481	0-7	.000	55-63	.873	75	118	193	56	106-0	23	53	24	303	4.5	15
Walker	34-0	378	32-90	.356	2-5	.400	24-27	.889	8	23	31	81	37-0	20	31	3	90	2.6	10
Kuczenski	7-0	28	4-12	.333	0-0	.000	3-6	.500	3	5	8	4	3-0	0	2	0	11	1.6	3
Jones	6-0	16	3-6	.500	0-1	.000	1-2	.500	2	0	2	5	2-0	0	2	0	7	1.2	4
NETS	82	19805	3614-7258	.498	49-232	.211	1742-2488	.700	1221	2313	3534	2148	2243-46	814	1608	499	9019	110.0	141
OPPONENTS	82	19805	3422-6974	.491	48-181	.265	2037-2675	.761	1097	2307	3404	1913	2161-30	781	1674	416	8929	108.9	147





# 2015-16 BROOKLYN NETS MEDIA GUIDE

## 1983-1984 Season Results

DATE	OPPONENT	SCORE	W/L	REC	SCORING	REBOUNDS	ASSISTS	ATTEN.
Oct. 28	ATLANTA	126-108	W	1-0	Birdsong, 27	Williams/Gminski, 10	Cook, 7	10173
Oct. 29	@ Chicago	97-104	L	1-1	King, 23	Williams, 11	Birdsong, 5	8126
Nov. 1	CLEVELAND	125-113	W	2-1	Williams, 18	Williams/Gminski, 10	Ransey, 10	9178
Nov. 3	CHICAGO	112-107	W	3-1	Williams, 24	Williams, 16	Birdsong, 7	8037
Nov. 5	PHILADELPHIA	112-119	L	3-2	King, 23	King, 13	Birdsong, 7	16538
Nov. 9	WASHINGTON	127-110	W	4-2	Dawkins, 20	Dawkins, 12	Ransey, 13	9080
Nov. 11	MILWAUKEE	107-103	W	5-2	King, 18	King, 9	Ransey, 7	10051
Nov. 12	@ Indiana	101-111	L	5-3	Birdsong, 28	Williams, 9	Cook, 7	7908
Nov. 15	@ Houston	104-86	W	6-3	Birdsong, 34	Williams, 18	Cook, 9	9856
Nov. 17	@ Dallas	113-115	L	6-4	King, 25	King, 13	Birdsong, 7	10170
Nov. 19	@ San Antonio	100-109	L	6-5	Birdsong, 24	Williams, 19	Ransey, 6	8890
Nov. 23	@ Phoenix	110-108	W	7-5	Birdsong, 26	Williams, 12	Cook, 7	9031
Nov. 25	@ Los Angeles	123-147	L	7-6	Birdsong, 29	Williams/Gminski, 6	Ransey, 8	14364
Nov. 26	at San Diego	104-102	W	8-6	Birdsong, 30	Williams, 18	Ransey, 9	7236
Nov. 30	NEW YORK	104-113	L	8-7	Birdsong, 24	Dawkins, 11	Cook, 10	15288
Dec. 2	@ Milwaukee	107-122	L	8-8	Williams, 27	Williams, 13	Cook, 8	10595
Dec. 3	PORTLAND	122-128 (OT)	L	8-9	Birdsong, 38	Williams, 17	Cook, 6	10028
Dec. 6	CLEVELAND	114-105	W	9-9	Dawkins, 36	Williams, 11	Birdsong/Cook, 6	9005
Dec. 9	@ Philadelphia	100-93	W	10-9	Birdsong, 21	Williams, 11	Cook, 13	14192
Dec. 11	DENVER	141-130	W	11-9	King, 30	Williams, 13	Cook, 12	9549
Dec. 13	@ Golden State	133-122	W	12-9	Williams, 23	Williams, 16	King, 10	7315
Dec. 15	@ Portland	105-118	L	12-10	Birdsong, 16	Williams, 12	Cook/Ransey, 5	12666
Dec. 16	@ Seattle	106-110	L	12-11	Birdsong, 34	Dawkins, 13	Cook, 10	7583
Dec. 18	@ Denver	118-122	L	12-12	Birdsong, 23	Williams, 17	Birdsong, 8	7789
Dec. 20	@ Atlanta	87-98	L	12-13	Birdsong, 27	King, 9	Cook, 9	4851
Dec. 22	DALLAS	101-98	W	13-13	King, 19	King/Gminski, 10	Cook, 7	10563
Dec. 23	@ Boston	113-125	L	13-14	King, 22	Williams, 10	Cook, 6	15554
Dec. 25	@ New York	110-112 (OT)	L	13-15	Birdsong, 27	Williams, 18	Birdsong, 7	12213
Dec. 27	@ Washington	106-116	L	13-16	Williams/Birdsong, 20	Williams, 11	Ransey/Cook, 6	9483
Dec. 28	MILWAUKEE	85-89	L	13-17	King, 20	Dawkins, 10	Dawkins/Ransey/Richardson, 3	12112
Dec. 30	INDIANA	118-106	W	14-17	Birdsong, 32	Williams, 18	Birdsong/Ransey, 6	10593
Jan. 3	BOSTON	103-105	L	14-18	Dawkins, 24	Williams, 16	4 with 3	13478
Jan. 4	@ Atlanta	91-88	W	15-18	Birdsong, 19	Williams, 9	Ransey, 7	4609
Jan. 6	@ Philadelphia	104-108	L	15-19	King, 25	Williams, 13	Ransey, 11	17921
Jan. 7	ATLANTA	108-104	W	16-19	Birdsong, 19	Williams, 13	Ransey, 8	9676
Jan. 9	WASHINGTON	107-103	W	17-19	King/Dawkins, 29	Williams, 13	Ransey, 7	10008
Jan. 11	CHICAGO	120-105	W	18-19	Birdsong, 23	Williams, 13	King, 6	9015
Jan. 13	GOLDEN STATE	111-114	L	18-20	Birdsong, 29	Williams, 13	Cook, 8	10352
Jan. 15	@ Indiana	140-134 (OT)	W	19-20	Birdsong, 28	Williams, 13	Cook, 7	6582
Jan. 17	@ New York	121-115	W	20-20	Birdsong, 25	Williams, 12	Birdsong/Ransey, 6	12758
Jan. 18	@ Detroit	124-115	W	21-20	Williams, 23	Williams, 20	Ransey, 13	9278
Jan. 21	DETROIT	120-103	W	22-20	Dawkins, 24	Williams, 21	Ransey, 11	14922
Jan. 24	@ Kansas	104-113	L	22-21	King, 31	Williams, 14	Ransey, 12	6090
Jan. 26	@ Utah	115-125	L	22-22	Dawkins/Birdsong, 22	Williams, 16	Walker, 8	10116
Feb. 1	SAN DIEGO	111-106	W	23-22	Birdsong/Williams, 25	Williams, 16	Walker, 7	9343
Feb. 3	KANSAS CITY	112-114	L	23-23	Birdsong, 20	Williams, 16	Ransey, 5	12873
Feb. 4	@ Chicago	108-105	W	24-23	Dawkins, 27	Gminski/Williams, 8	Richardson, 5	5241
Feb. 6	BOSTON	115-112	W	25-23	Dawkins, 26	Dawkins, 11	Ransey/Cook, 7	14808
Feb. 7	@ Atlanta	102-109	L	25-24	King, 18	Williams, 12	Ransey, 7	7752
Feb. 8	CHICAGO	110-114 (OT)	L	25-25	Williams, 23	Williams, 24	Ransey, 8	9021
Feb. 12	HOUSTON	107-103	W	26-25	Dawkins, 25	Williams, 10	Richardson, 5	16524
Feb. 14	@ Cleveland	93-103	L	26-26	Ransey, 21	Willoughby, 9	Ransey, 5	3052
Feb. 15	SAN ANTONIO	108-114	L	26-27	Dawkins, 29	King, 10	Ransey, 7	10678
Feb. 17	@ Philadelphia	109-114	L	26-28	King, 22	Williams/Dawkins/Gminski, 7	Richardson, 6	16211
Feb. 18	@ New York	102-112	L	26-29	Dawkins, 27	Williams, 12	Ransey, 6	19591
Feb. 21	PHILADELPHIA	119-116 (OT)	W	27-29	Birdsong, 29	Williams, 15	Ransey, 10	17003
Feb. 23	INDIANA	110-103	W	28-29	Williams/Dawkins, 19	Williams, 13	Ransey/Richardson, 6	9964
Feb. 25	NEW YORK	117-104	W	29-29	Dawkins, 26	Dawkins, 13	Ransey, 14	20149
Feb. 29	LOS ANGELES	102-92	W	30-29	Cook, 21	Williams, 10	Birdsong, 7	17590
Mar. 3	WASHINGTON	100-90	W	31-29	Williams, 20	Williams, 9	Richardson, 6	11518
Mar. 5	UTAH	120-116	W	32-29	Birdsong, 18	Williams, 17	O'Koren/Richardson, 5	10060
Mar. 7	@ Milwaukee	106-100	W	33-29	King, 20	Gminski/Williams, 8	Richardson, 4	9975
Mar. 9	@ Detroit	118-122	L	33-30	Richardson, 21	Williams, 19	Birdsong, 7	20308
Mar. 11	SEATTLE	106-105	W	34-30	Williams, 18	Williams, 10	Ransey, 13	13348
Mar. 14	PHOENIX	108-102	W	35-30	Ransey, 21	Williams, 14	Ransey, 11	13044
Mar. 16	@ Detroit	117-108	W	36-30	Richardson, 22	Williams, 15	Ransey, 9	18113
Mar. 17	@ Indiana	100-98	W	37-30	Dawkins, 22	Williams, 15	Walker, 9	14006
Mar. 20	@ Washington	91-99	L	37-31	Dawkins, 24	Dawkins, 8	Ransey/Richardson, 5	6510
Mar. 21	MILWAUKEE	95-102	L	37-32	Richardson, 23	Williams, 15	Ransey, 6	15252
Mar. 23	@ Boston	101-97	W	38-32	Dawkins, 33	Williams, 12	Ransey, 12	14830
Mar. 25	NEW YORK	107-94	W	39-32	Richardson/Williams/King, 19	Williams, 10	Ransey, 7	19654
Mar. 27	@ Cleveland	103-106	L	39-33	Richardson, 25	Williams, 14	Cook, 8	3638
Mar. 29	DETROIT	118-116	W	40-33	Dawkins, 26	Williams, 10	Cook, 7	11696
Mar. 31	BOSTON	98-107	L	40-34	Williams, 19	Williams, 18	Richardson, 8	17034
Apr. 3	@ Milwaukee	92-109	L	40-35	Birdsong, 20	Williams, 12	Richardson, 6	9397
Apr. 4	INDIANA	112-111	W	41-35	Dawkins, 24	Williams, 14	Richardson, 9	9579
Apr. 7	@ Washington	121-98	W	42-35	Williams/Dawkins/Richardson, 16	Dawkins, 10	Ransey, 7	7254
Apr. 8	CLEVELAND	124-97	W	43-35	Dawkins, 17	Williams, 14	Richardson, 8	12252
Apr. 10	PHILADELPHIA	106-102	W	44-35	Birdsong/King, 19	Williams, 12	Richardson, 14	17344
Apr. 11	@ Chicago	129-112	W	45-35	Dawkins, 18	Williams, 15	Richardson, 7	5221
Apr. 13	ATLANTA	112-118	L	45-36	Birdsong, 25	Williams, 13	Richardson, 7	15061
Apr. 15	@ Boston	111-118	L	45-37	Williams, 25	Williams, 14	Ransey, 10	



# 2015-16 BROOKLYN NETS MEDIA GUIDE

## Year-by-Year Recaps: 1984-85

**Nets log 223 games missed to injury; Team earns fourth consecutive playoff berth; Albeck resigns following the season**

Final Record: 42-40 (.512)

Head Coach: Stan Albeck

An amazing string of injuries sideline Darryl Dawkins for 43 games, Albert King 40, Mike O'Koren 39 and Otis Birdsong 26, just to name a few. Despite the physical woes which lead to 16 different rosters and 13 different starting lineups, Head Coach Stan Albeck guides the club to a winning record and a third place finish in the tough Atlantic Division. Richardson enjoys his best NBA campaign, making his fourth All-Star appearance and becoming the first player to win three NBA steals titles. Richardson is named Comeback Player-of-the-Year. Williams leads the league in minutes played and becomes the eighth player and first forward to record 1,000 or more rebounds in each of his first four seasons. Albeck resigns June 13, 1985, to become head coach of the Chicago Bulls.

### 1984-85 Roster

10	Otis Birdsong	G	6'4"	195	12/09/1955	Houston
22	Ron Brewer	G	6'4"	180	09/16/1955	Arkansas
12	Darwin Cook	G	6'3"	185	08/06/1958	Portland
53	Darryl Dawkins	C	6'11"	252	01/11/1952	Maynard Evans
34	Chris Engler	C	6'11"	250	03/01/1959	Wyoming
42	Mike Gminski	C	6'11"	255	08/03/1959	Duke
43	George Johnson	C	6'11"	205	12/18/1948	Dillard
55	Albert King	F	6'6"	215	12/17/1959	Maryland
34	Tom LaGarde	C	6'10"	220	02/10/1955	North Carolina
33	Kevin McKenna	G/F	6'5"	195	01/08/1959	Creighton
31	Mike O'Koren	F	6'7"	205	02/07/1958	North Carolina
14	Kelvin Ransey	G	6'2"	170	05/03/1958	Ohio St.
20	Micheal Ray Richardson	G	6'5"	190	04/11/1955	Montana
44	Wayne Sappleton	F	6'9"	230	11/17/1960	Loyola
35	Jeff Turner	F	6'9"	240	04/09/1962	Vanderbilt
52	Buck Williams	F	6'8"	225	03/08/1960	Maryland
22	Mike Wilson	G	6'3"	180	09/15/1959	Marquette



### Final 1984-1985 Statistics (42-40) NEW JERSEY NETS

PLAYER	G-GS	MIN	FG-FGA	PCT	3FG-FGA	PCT	FT-FTA	PCT	OFF	DEF	TOT	AST	PF-DQ	STL	TO	BLK	PTS	AVG	HI
Birdsong	56-45	1842	495-968	.511	4-21	.190	161-259	.622	60	88	148	232	145-1	84	117	7	1155	20.6	42
Richardson	82-82	3127	690-1470	.469	29-115	.252	240-313	.767	156	301	457	669	277-3	243	249	22	1649	20.1	36
Williams	82-82	3182	577-1089	.530	1-4	.250	336-538	.625	323	682	1005	167	293-7	63	238	110	1491	18.2	33
Dawkins	39-30	972	192-339	.566	0-1	.000	143-201	.711	55	126	181	45	171-11	14	93	35	527	13.5	30
Gminski	81-54	2418	380-818	.465	0-1	.000	276-328	.841	229	404	633	158	135-0	38	136	92	1036	12.8	28
King	42-7	860	226-460	.491	0-8	.000	85-104	.817	70	89	159	58	110-0	41	65	9	537	12.8	28
O'Koren	43-29	1119	194-393	.494	8-21	.381	42-67	.627	46	120	166	102	115-1	32	51	16	438	10.2	27
Ransey	81-29	1689	300-654	.459	2-11	.182	122-142	.859	40	90	130	355	134-0	87	113	7	724	8.9	24
Cook	58-9	1063	212-453	.468	2-23	.087	47-54	.870	21	71	92	160	96-0	74	75	10	473	8.2	22
Brewer (TOT)	20-0	326	62-118	.525	0-2	.000	23-25	.920	9	12	21	17	23-0	6	9	6	147	7.4	17
Brewer (NJ)	11-0	245	49-84	.583	0-2	.000	16-18	.889	8	10	18	11	15-0	5	5	5	114	10.4	17
Turner	72-36	1429	171-377	.454	0-3	.000	79-92	.859	88	130	218	108	243-8	29	90	7	421	5.8	14
McKenna	29-7	535	61-134	.455	5-13	.385	38-43	.884	20	29	49	58	63-0	30	32	7	165	5.7	17
Wilson (TOT)	19-0	267	36-77	.468	0-0	.000	27-36	.750	14	17	31	35	21-0	14	20	5	99	5.2	13
Wilson (NJ)	8-0	92	9-23	.391	0-0	.000	4-6	.667	4	9	13	11	7-0	4	5	2	22	2.8	8
Sappleton	33-0	298	41-87	.471	0-0	.000	14-34	.412	28	47	75	7	50-0	7	21	4	96	2.9	9
Engler	7-0	76	7-16	.438	0-0	.000	5-9	.556	10	17	27	0	4-0	2	1	4	19	2.7	14
Johnson	65-0	800	42-79	.532	1-1	1.000	22-27	.815	74	111	185	22	151-2	19	39	78	107	1.6	7
LaGarde	1-0	8	0-1	.000	0-0	.000	1-2	.500	1	1	2	0	2-0	0	1	0	1	1.0	1
NETS	82	19755	3646-7445	.490	52-224	.232	1631-2237	.729	1233	2325	3558	2163	2011-33	772	1355	415	8975	109.5	131
OPPONENTS	82	19755	3514-7041	.499	79-262	.302	1849-2454	.753	1084	2405	3489	1975	1933-22	680	1496	352	8956	109.2	134



# 2015-16 BROOKLYN NETS MEDIA GUIDE

## 1984-1985 SEASON RESULTS

DATE	OPPONENT	SCORE	W/L	REC	SCORING	REBOUNDS	ASSISTS	ATTEN.
Oct. 26	ATLANTA	104-119	L	0-1	Williams, 18	Williams, 10	Richardson, 8	10061
Oct. 27	at Cleveland	131-106	W	1-1	Birdsong, 31	Williams, 12	Richardson, 9	10260
Oct. 30	PHILADELPHIA	96-118	L	1-2	Gminski, 21	Williams, 14	Richardson, 5	12781
Oct. 31	@ Boston	105-116	L	1-3	Birdsong, 21	Williams, 14	Birdsong, 7	14890
Nov. 3	INDIANA	118-117	W	2-3	Richardson, 27	Williams, 13	Cook, 9	10399
Nov. 7	WASHINGTON	99-88	W	3-3	O'Koren, 25	Williams/Gminski, 9	Richardson, 3	9603
Nov. 9	KANSAS	99-101	L	3-4	O'Koren, 27	Williams, 15	Richardson, 9	9492
Nov. 11	at L.A. Lakers	111-121	L	3-5	King, 22	Williams, 10	Richardson, 8	13257
Nov. 13	at L.A. Clippers	99-90	W	4-5	Cook, 22	Williams, 9	Richardson, 10	7522
Nov. 14	@ Phoenix	86-98	L	4-6	Richardson, 27	Richardson, 7	O'Koren, 6	10327
Nov. 17	at Golden State	131-114	W	5-6	Williams, 24	Williams, 13	Richardson, 13	7784
Nov. 18	@ Seattle	102-97	W	6-6	Richardson, 23	Gminski, 9	Cook, 7	5473
Nov. 20	at Portland	107-117 (OT)	L	6-7	Birdsong, 20	Gminski, 12	Richardson, 7	12666
Nov. 24	@ Atlanta	99-101	L	6-8	Williams, 24	Williams, 12	Richardson, 6	6960
Nov. 28	NEW YORK	111-96	W	7-8	Birdsong/Richardson, 21	Williams/Gminski, 12	Sparrow, 5	15271
Nov. 30	INDIANA	123-100	W	8-8	Williams, 23	Williams, 9	Ransey, 6	10833
Dec. 2	at Philadelphia	112-114	L	8-9	Birdsong, 28	Williams, 15	Richardson, 13	10451
Dec. 4	@ Chicago	97-112	L	8-10	Richardson, 22	Williams, 11	Ransey/Richardson, 6	6126
Dec. 5	L.A. LAKERS	93-104	L	8-11	Birdsong, 26	Sapleton, 11	Richardson, 11	14532
Dec. 8	BOSTON	98-107	L	8-12	Richardson, 28	Williams, 10	Richardson, 13	15581
Dec. 11	@ Boston	121-130	L	8-13	Birdsong, 42	Williams, 15	Richardson, 16	13357
Dec. 12	MILWAUKEE	116-109	W	9-13	Williams, 28	Williams, 15	Richardson, 6	10936
Dec. 14	CHICAGO	111-109	W	10-13	Birdsong, 24	Gminski, 11	Richardson, 11	14091
Dec. 15	@ Indiana	100-112	L	10-14	Birdsong, 22	Williams, 12	Ransey/Richardson, 7	8123
Dec. 18	at Washington	95-104	L	10-15	Williams, 29	Williams, 14	Richardson, 8	7111
Dec. 19	WASHINGTON	115-106	W	11-15	Richardson, 32	Williams, 15	Richardson, 10	10166
Dec. 21	SAN ANTONIO	116-122	L	11-16	Richardson, 24	Williams, 17	Ransey, 6	10615
Dec. 22	at Philadelphia	93-107	L	11-17	Birdsong, 24	Richardson, 11	Richardson, 9	13011
Dec. 25	at New York	120-114	W	12-17	Richardson, 36	Gminski, 14	Ransey/Richardson, 4	10581
Dec. 26	DETROIT	112-97	W	13-17	Richardson, 26	Williams, 16	Richardson, 9	11251
Dec. 28	NEW YORK	100-97	W	14-17	Gminski, 26	Williams, 15	Richardson, 10	12837
Dec. 29	@ Detroit	110-108	W	15-17	Richardson, 33	Williams, 10	Ransey, 9	17271
Jan. 2	BOSTON	95-110	L	15-18	Gminski, 23	Gminski, 18	Ransey, 7	14496
Jan. 4	PHOENIX	105-98	W	16-18	Richardson, 26	Williams, 12	Richardson, 12	9321
Jan. 5	@ Atlanta	114-124	L	16-19	Ransey, 20	Williams, 9	Richardson, 7	6841
Jan. 8	at Cleveland	101-107	L	16-20	Richardson, 29	Williams, 13	Richardson, 15	3362
Jan. 11	ATLANTA	122-103	W	17-20	Williams/King, 21	Williams, 17	Richardson, 9	10416
Jan. 13	HOUSTON	100-99	W	18-20	Williams, 20	Gminski, 10	Richardson, 9	15083
Jan. 16	CHICAGO	100-94	W	19-20	Birdsong, 20	Williams, 13	Ransey, 13	12787
Jan. 18	at Milwaukee	93-102	L	19-21	King, 25	Williams, 10	Richardson, 10	10857
Jan. 19	DETROIT	107-109	L	19-22	Williams, 25	Williams, 13	Richardson, 8	12310
Jan. 22	@ Utah	99-102	L	19-23	Birdsong, 26	Williams, 13	Richardson, 10	7170
Jan. 24	@ Denver	110-119	L	19-24	Williams, 30	Williams, 18	Richardson, 9	7452
Jan. 26	@ Dallas	103-93	W	20-24	Richardson, 24	Williams, 9	Richardson, 10	17007
Jan. 28	@ Housto	93-97	L	20-25	Birdsong, 22	Williams, 10	Ransey, 8	11629
Jan. 29	at San Antonio	127-130	L	20-26	Richardson, 26	Williams, 11	Birdsong/Richardson, 6	7001
Jan. 31	L.A. CLIPPERS	122-99	W	21-26	Birdsong, 20	Gminski, 10	Richardson, 11	9436
Feb. 2	PHILADELPHIA	101-96	W	22-26	Birdsong, 28	Williams, 15	Richardson, 9	15891
Feb. 5	@ Detroit	119-117	W	23-26	Williams, 33	Williams, 17	Ransey, 11	12314
Feb. 6	MILWAUKEE	106-93	W	24-26	Richardson, 25	Williams, 13	Birdsong, 6	11378
Feb. 12	at Milwaukee	103-111	L	24-27	Williams, 22	Williams, 15	Birdsong/Richardson, 7	9927
Feb. 13	CLEVELAND	112-105	W	25-27	Birdsong, 31	Gminski, 13	Richardson, 9	9458
Feb. 15	DETROIT	124-123	W	26-27	Richardson, 30	Williams, 19	Richardson, 11	20149
Feb. 16	at New York	126-117	W	27-27	Williams, 31	Williams, 13	Richardson, 9	11862
Feb. 20	UTAH	104-110 (OT)	L	27-28	Birdsong, 23	Williams/Gminski, 18	Richardson, 9	9911
Feb. 22	GOLDEN STATE	127-131	L	27-29	Birdsong, 32	Gminski, 15	Richardson, 15	10061
Feb. 23	@ Detroit	111-103	W	28-29	Williams, 25	Williams, 20	Richardson, 6	20276
Feb. 27	ATLANTA	114-91	W	29-29	Williams, 22	Williams, 12	Ransey, 17	9827
Mar. 1	at Washington	100-98	W	30-29	Richardson, 32	Williams, 13	Ransey/Richardson, 6	7423
Mar. 3	@ Chicago	117-113	W	31-29	Birdsong, 30	Williams, 10	Richardson, 10	9363
Mar. 5	@ Kansas	113-134	L	31-30	Birdsong, 16	Williams, 10	Richardson, 8	3558
Mar. 6	SEATTLE	129-108	W	32-30	Richardson, 23	Williams, 20	Richardson, 10	9840
Mar. 8	PORTLAND	110-128	L	32-31	Dawkins, 24	Williams, 18	Richardson, 8	10158
Mar. 10	DALLAS	113-126	L	32-32	Dawkins, 26	Williams, 15	Richardson, 10	13009
Mar. 12	@ Indiana	108-109	L	32-33	Birdsong, 31	Williams, 13	Richardson, 7	7064
Mar. 13	WASHINGTON	114-109	W	33-33	Richardson, 27	Williams, 22	McKenna, 6	10094
Mar. 16	at Philadelphia	107-127	L	33-34	Dawkins, 20	Williams, 9	Ransey, 8	15111
Mar. 17	INDIANA	129-105	W	34-34	Williams, 29	Williams, 12	Ransey/Richardson, 7	9919
Mar. 19	at Milwaukee	111-130	L	34-35	Williams/Ransey, 20	Dawkins, 10	Cook/Ransey, 6	10929
Mar. 20	CLEVELAND	128-108	W	35-35	Richardson, 33	Williams, 13	Ransey, 9	9479
Mar. 22	DENVER	111-123	L	35-36	Williams, 27	Williams, 19	Ransey, 9	12539
Mar. 26	@ Atlanta	109-108 (OT)	W	36-36	Richardson, 34	Gminski, 11	Ransey, 10	2782
Mar. 27	BOSTON	95-105	L	36-37	Dawkins/King, 18	Williams, 20	Richardson, 11	18133
Mar. 29	at Washington	98-122	L	36-38	Brewer, 14	Williams, 8	Cook, 7	10134
Mar. 30	at New York	123-114	W	37-38	King, 28	Williams, 10	Richardson, 10	9840
Apr. 2	@ Chicago	94-108	L	37-39	Richardson, 29	Williams, 14	Ransey, 10	9636
Apr. 3	NEW YORK	113-100	W	38-39	King, 23	Williams, 15	Richardson, 17	11937
Apr. 6	MILWAUKEE	108-104	W	39-39	Williams/Richardson, 22	Williams, 13	Richardson, 12	14574
Apr. 9	at Cleveland	100-114	L	39-40	Richardson, 33	Gminski, 7	Richardson, 11	10185
Apr. 10	PHILADELPHIA	125-100	W	40-40	Richardson, 27	Williams, 10	Richardson, 14	14563
Apr. 13	CHICAGO	123-111	W	41-40	Richardson/King, 20	Williams, 11	Richardson, 12	18758
Apr. 14	@ Boston	129-118	W	42-40	Richardson, 26	Williams, 11	Richardson, 7	14890



# 2015-16 BROOKLYN NETS MEDIA GUIDE

## Year-by-Year Recaps: 1985-86

**Nets name Dave Wohl as their seventh Head Coach; Team finishes below .500 for first time in five years, but still makes playoffs for fifth consecutive season**

Final Record: 39-43 (.476)

Head Coach: Dave Wohl

A long search for a new coach produces hard-working Dave Wohl, who immediately installs a running attack in New Jersey. Nets get out of gate quickly at 23-14, when Michael Ray Richardson suffers a drug relapse. Richardson is banned from the league on February 25, as a three-time violator of the NBA drug policy. Darryl Dawkins suffers a back injury and misses 31 of the last 32 games. Mike Gminski enjoys his best year, leading the team in scoring as well as having a career night April 9, scoring 41 points and grabbing 22 rebounds in leading the club to a win over Boston. Buck Williams has another solid year and makes his third All-Star appearance.

### 1985-86 Roster

10	Otis Birdsong	G	6'4"	195	12/09/1955	Houston
45	Bobby Cattage	F	6'9"	250	08/17/1958	Auburn
12	Darwin Cook	G	6'3"	185	08/06/1958	Portland
53	Darryl Dawkins	C	6'11"	252	01/11/1952	Maynard Evans
42	Mike Gminski	C	6'11"	255	08/03/1959	Duke
22	Rod Higgins	F	6'7"	205	01/31/1960	Fresno St.
43	Mickey Johnson	F	6'10"	190	08/31/1952	Aurora
40	Yvon Joseph	C	6'11"	245	10/31/1957	Georgia Tech
55	Albert King	G	6'6"	215	12/17/1959	Maryland
31	Mike O'Koren	G	6'7"	205	02/07/1958	North Carolina
14	Kelvin Ransey	G	6'2"	170	05/02/1958	Ohio St.
20	Micheal Ray Richardson	G	6'5"	190	04/11/1955	Montana
35	Jeff Turner	F	6'9"	240	04/09/1962	Vanderbilt
52	Buck Williams	F	6'8"	225	03/08/1960	Maryland
13	Ray Williams	G	6'2"	190	10/14/1954	Minnesota



### Final 1985-1986 Statistics (39-43) NEW JERSEY NETS

PLAYER	G-GS	MIN	FG-FGA	PCT	3FG-FGA	PCT	FT-FTA	PCT	OFF	DEF	TOT	AST	PF-DQ	STL	TO	BLK	PTS	AVG	HI
Gminski	81-78	2525	491-949	.517	0-1	.000	351-393	.893	206	462	668	133	163-0	56	140	71	1333	16.5	41
B. Williams	82-82	3070	500-956	.523	0-2	.000	301-445	.676	329	657	986	131	294-9	73	244	96	1301	15.9	31
Birdsong	77-74	2395	542-1056	.513	8-22	.364	122-210	.581	88	114	202	261	228-8	85	179	17	1214	15.8	31
Richardson	47-39	1604	296-661	.448	4-27	.148	141-179	.788	77	173	250	340	163-2	125	150	11	737	15.7	38
Dawkins	51-3	1207	284-441	.644	0-1	.000	210-297	.707	85	166	251	77	227-10	16	124	59	778	15.3	27
King	73-69	1998	438-961	.456	4-23	.174	167-203	.823	116	250	366	181	205-4	58	181	24	1047	14.3	34
Cook	79-33	1965	267-627	.426	11-53	.208	84-111	.757	51	126	177	390	172-0	156	132	22	629	8.0	23
Johnson	79-4	1574	214-507	.422	5-24	.208	183-233	.785	98	234	332	217	248-1	67	165	25	616	7.8	25
R. Williams (TOT)	47-21	827	117-306	.382	6-19	.316	115-126	.913	35	51	86	187	124-2	61	101	4	355	7.6	22
R. William (NJ)	5-0	63	10-32	.313	0-2	.000	12-14	.857	3	1	4	9	12-0	5	9	0	32	6.4	13
Ransey	79-15	1504	231-505	.457	3-24	.125	121-148	.818	34	82	116	252	128-0	51	114	4	586	7.4	21
O'Koren	67-11	1031	160-336	.476	7-27	.259	23-39	.590	33	102	135	118	134-3	29	54	9	350	5.2	19
Turner	53-1	650	84-171	.491	0-1	.000	58-78	.744	45	92	137	14	125-4	21	49	3	226	4.3	16
Cattage	29-1	185	28-83	.337	1-5	.200	35-44	.795	15	19	34	4	23-0	6	13	0	92	3.2	12
Higgins	2-0	29	3-16	.188	0-2	.000	0-0	.000	3	5	8	1	6-0	1	2	4	6	3.0	4
Joseph	1-0	5	0-0	.000	0-0	.000	2-2	1.000	0	0	0	0	1-0	0	0	0	2	2.0	2
NETS	82	19805	3548-7301	.486	43-214	.201	1810-2396	.755	1183	2483	3666	2128	2129-41	749	1575	345	8949	109.1	147
OPPONENTS	82	19805	3504-7124	.492	96-316	.304	2008-2622	.766	1036	2369	3405	2019	2002-19	783	1523	390	9112	111.1	142





# 2015-16 BROOKLYN NETS MEDIA GUIDE

## 1985-1986 Season Results

DATE	OPPONENT	SCORE	W/L	REC	SCORING	REBOUNDS	ASSISTS	ATTEN.
Oct. 25	BOSTON	113-109 (OT)	W	1-0	Williams, 23	Williams, 21	Richardson, 6	13095
Oct. 26	@ Indiana	92-119	L	1-1	Birdsong, 15	Williams, 13	Birdsong, 5	15856
Oct. 29	@ Detroit	107-124	L	1-2	Birdsong, 25	Williams, 13	Richardson, 8	8430
Oct. 30	INDIANA	147-138 (3OT)	W	2-2	Richardson, 38	Williams, 23	Richardson, 11	8027
Nov. 1	PHILADELPHIA	106-102	W	3-2	Williams, 27	Williams, 13	Richardson, 8	12124
Nov. 2	at Milwaukee	113-136	L	3-3	Birdsong, 25	Williams, 12	Richardson, 11	11052
Nov. 5	WASHINGTON	112-106	W	4-3	Williams, 25	Williams/Gminski, 8	Richardson, 8	8649
Nov. 7	CHICAGO	106-97	W	5-3	Williams, 23	Williams, 21	Richardson, 5	10149
Nov. 9	MILWAUKEE	126-123	W	6-3	Birdsong/Richardson, 25	Williams, 13	O'Koren, 4	10388
Nov. 11	at San Antonio	104-111	L	6-4	Birdsong, 27	Williams, 11	Richardson, 7	6196
Nov. 14	at Houston	107-112	L	6-5	Richardson, 21	Williams, 12	Richardson, 11	15011
Nov. 15	@ Dallas	98-110	L	6-6	King, 25	Williams, 12	Johnson, 7	17007
Nov. 17	at L.A. Lakers	119-138	L	6-7	Dawkins, 19	Williams, 9	Ransey, 7	16101
Nov. 19	at Portland	108-102	W	7-7	Williams, 22	Williams, 16	O'Koren, 10	12666
Nov. 22	at Phoenix	104-96	W	8-7	Birdsong, 22	Gminski, 8	Richardson, 12	10191
Nov. 24	at Sacramento	118-103	W	9-7	Birdsong, 21	Williams, 17	Richardson, 12	10333
Nov. 27	PHILADELPHIA	110-111	L	9-8	King, 27	Gminski, 10	Richardson, 11	12278
Nov. 29	ATLANTA	107-97	W	10-8	King, 24	Williams/Gminski, 10	Richardson, 8	10329
Nov. 30	at Cleveland	90-119	L	10-9	Dawkins, 21	Gminski, 9	Richardson, 5	10597
Dec. 4	BOSTON	111-130	L	10-10	Birdsong, 20	Williams, 9	Richardson, 9	15169
Dec. 5	@ Detroit	111-113	L	10-11	Dawkins, 26	Gminski, 11	Birdsong, 10	8248
Dec. 7	PORTLAND	118-106	W	11-11	Richardson, 33	Williams, 17	Richardson, 12	9947
Dec. 10	SACRAMENTO	106-100	W	12-11	Richardson, 23	Williams, 15	Richardson, 14	9018
Dec. 12	at New York	108-85	W	13-11	Williams, 22	Williams, 10	Cook, 7	13506
Dec. 14	INDIANA	105-99	W	14-11	King, 22	Williams, 16	Richardson, 9	9334
Dec. 17	@ Atlanta	103-104	L	14-12	Birdsong, 18	M. Johnson, 11	Birdsong/Johnson, 6	4379
Dec. 18	UTAH	113-98	W	15-12	Birdsong, 24	Gminski, 12	Richardson, 9	9049
Dec. 20	HOUSTON	122-112	W	16-12	Williams, 26	Williams, 20	Richardson, 7	10897
Dec. 21	@ Indiana	102-98	W	17-12	Dawkins, 19	Richardson, 9	Richardson, 8	8160
Dec. 23	CLEVELAND	108-101	W	18-12	Richardson, 29	Williams, 12	Richardson, 9	9143
Dec. 26	DETROIT	124-116	W	19-12	Williams, 26	Williams, 13	Richardson, 10	10863
Dec. 28	WASHINGTON	93-98	L	19-13	King, 20	Williams, 11	Cook/Ransey, 6	10381
Dec. 30	NEW YORK	123-111	W	20-13	Dawkins, 25	Williams, 13	Cook, 9	16440
Jan. 3	@ Boston	117-129	L	20-14	King/Gminski, 20	Dawkins, 12	Ransey, 9	14890
Jan. 4	CLEVELAND	125-106	W	21-14	Gminski, 22	Williams, 11	Cook, 11	10097
Jan. 7	@ Chicago	110-105	W	22-14	Dawkins, 24	Williams, 11	Birdsong, 9	7716
Jan. 8	MILWAUKEE	106-99	W	23-14	King, 24	Johnson, 10	Cook, 11	10472
Jan. 10	L.A. CLIPPERS	120-125	L	23-15	Dawkins, 27	Williams/King, 12	Cook, 10	10573
Jan. 14	PHILADELPHIA	105-123	L	23-16	Birdsong, 23	Williams, 8	Cook, 5	13026
Jan. 15	at Philadelphia	123-89	W	24-16	Birdsong, 27	Williams, 12	Cook, 15	15373
Jan. 17	at Washington	96-116	L	24-17	O'Koren, 16	Williams, 15	Cook, 8	7201
Jan. 18	DENVER	124-113	W	25-17	Gminski, 23	Williams, 15	O'Koren, 8	11185
Jan. 22	@ Denver	124-137	L	25-18	Johnson, 25	Johnson, 11	Richardson, 7	10736
Jan. 23	@ Utah	106-105	W	26-18	King/Birdsong, 19	Williams, 11	Richardson, 10	12199
Jan. 25	@ Seattle	99-106	L	26-19	Gminski/Birdsong/Dawkins, 17	Williams, 11	Birdsong, 6	7142
Jan. 27	at L.A. Clippers	98-103	L	26-20	Dawkins, 22	Williams, 13	Cook, 7	N/A
Jan. 28	at Golden State	117-113	W	27-20	Dawkins, 26	Williams, 16	Cook/Richardson, 9	8138
Jan. 30	SEATTLE	82-89	L	27-21	Richardson, 20	Gminski/Williams, 9	Cook, 7	9073
Feb. 1	ATLANTA	108-100	W	28-21	Williams, 20	Williams, 14	Cook, 15	12888
Feb. 4	@ Indiana	101-117	L	28-22	Birdsong, 24	Williams, 8	O'Koren/Richardson, 6	7674
Feb. 5	at Philadelphia	107-142	L	28-23	Johnson, 18	Johnson, 12	Richardson, 8	15871
Feb. 11	DETROIT	130-122	W	29-23	Williams/Birdsong, 31	Gminski, 17	Birdsong, 9	10412
Feb. 13	at Cleveland	117-135	L	29-24	Gminski, 19	Gminski, 11	Cook/Ransey, 8	6046
Feb. 15	at Milwaukee	94-112	L	29-25	Williams, 23	Gminski, 12	Cook, 7	11052
Feb. 17	DALLAS	124-126	L	29-26	King, 29	King, 14	Cook, 8	13559
Feb. 19	CHICAGO	96-99	L	29-27	King/Gminski, 28	King/Gminski, 8	Richardson, 8	9292
Feb. 21	L.A. LAKERS	121-106	W	30-27	Johnson, 21	Williams, 15	Richardson, 8	20149
Feb. 22	@ Atlanta	83-112	L	30-28	Cook, 16	Williams, 16	Richardson, 4	11319
Feb. 24	at Washington	89-99	L	30-29	Gminski, 19	Williams, 18	Richardson, 9	4340
Feb. 25	GOLDEN STATE	109-116	L	30-30	Gminski, 25	Williams/Gminski, 10	Cook/King, 7	10060
Feb. 28	SAN ANTONIO	113-110	W	31-30	Birdsong, 28	Williams, 13	Birdsong, 7	10402
Mar. 1	at New York	102-100	W	32-30	King, 24	Williams, 13	Cook, 11	19147
Mar. 4	@ Detroit	103-120	L	32-31	Gminski, 20	Williams, 15	Cook, 5	11454
Mar. 5	MILWAUKEE	106-119	L	32-32	King, 27	Williams, 8	Cook, 9	10222
Mar. 7	DETROIT	102-104	L	32-33	King, 22	Williams, 14	Gminski/Ransey, 4	12797
Mar. 9	PHOENIX	115-111	W	33-33	King, 28	Williams, 14	Cook, 9	15543
Mar. 11	@ Chicago	100-113	L	33-34	Gminski, 19	Williams, 15	Cook/King, 5	8722
Mar. 12	ATLANTA	97-113	L	33-35	Ransey, 21	Williams, 11	Ransey, 5	10411
Mar. 15	at Cleveland	102-100	W	34-35	Birdsong, 25	Williams, 17	Cook/Johnson/Ransey, 3	10144
Mar. 17	at Washington	130-102	W	35-35	Birdsong, 21	Williams, 9	Johnson/Ransey, 6	4201
Mar. 18	NEW YORK	103-107	L	35-36	Gminski, 27	Williams, 23	N/A	15552
Mar. 22	at Philadelphia	115-123	L	35-37	Gminski/Birdsong, 21	Williams, 7	Gminski, 9	13066
Mar. 25	at Milwaukee	105-118	L	35-38	King, 34	Gminski, 12	Ransey, 7	10189
Mar. 26	CLEVELAND	108-110	L	35-39	Gminski, 24	Williams, 13	Cook, 10	10278
Mar. 28	CHICAGO	118-107	W	36-39	Gminski, 26	Gminski, 12	Ransey, 7	14846
Mar. 30	@ Boston	117-122	L	36-40	Birdsong, 26	Gminski, 13	Cook, 10	14890
Apr. 1	at New York	111-93	W	37-40	Gminski/Birdsong, 22	King/Johnson, 10	Johnson, 9	11746
Apr. 3	WASHINGTON	108-120	L	37-41	Williams, 20	Williams, 17	Ransey, 7	14378
Apr. 5	NEW YORK	107-93	W	38-41	Gminski, 25	Williams, 12	King/Ransey, 5	14267
Apr. 9	BOSTON	108-98	W	39-41	Gminski, 41	Gminski, 22	Cook/Ransey, 5	18093
Apr. 10	@ Atlanta	117-126	L	39-42	Gminski, 35	Williams, 18	Cook, 7	9902
Apr. 13	@ Boston	107-135	L	39-43	Birdsong, 19	Williams, 10	Ransey, 5	14890



# 2015-16 BROOKLYN NETS MEDIA GUIDE

## Year-by-Year Recaps: 1986-87

### Nets fail to make playoffs for first time in six years; Harry Weltman joins club in March as General Manager

Final Record: 24-58 (.293)

Head Coach: Dave Wohl

Dave Wohl enters the season with optimism, but the team is struck with injuries. Darryl Dawkins goes down with back pain after six games, Otis Birdsong is lost for the season after 13 games. Team loses a total of 252 games due to injury. Orlando Woolridge leads the club in scoring with a 20.7 average, the first Net forward to average 20+ since 1978-79. Buck Williams just misses a team rebounding record and is the only Net to play in all 82 games. Nets tie for the second-worst record in their history. Harry Weltman joins the team to head basketball operations and Dave Wohl signs a contract extension.

#### 1986-87 Roster

2	James Bailey	F	6'9"	220	05/21/1957	Rutgers
10	Otis Birdsong	G	6'4"	195	12/09/1955	Houston
35	Tony Brown	G	6'6"	200	07/29/1960	Arkansas
40	Ben Coleman	F	6'9"	235	11/14/1961	Maryland
53	Darryl Dawkins	C	6'11"	252	01/11/1952	Maynard Evans H.S.
50	Chris Engler	C	6'11"	250	03/01/1959	Wyoming
42	Mike Gminski	C	6'11"	255	08/03/1959	Duke
55	Albert King	F	6'6"	215	12/17/1959	Maryland
20	Pace Mannion	F	6'7"	190	09/22/1960	Utah
12	Kevin McKenna	G/F	6'5"	195	01/08/1959	Creighton
30	Jeff Turner	F	6'9"	240	04/09/1962	Vanderbilt
1	Dwayne Washington	G	6'2"	195	01/06/1964	Syracuse
52	Buck Williams	F	6'8"	225	03/08/1960	Maryland
13	Ray Williams	G	6'2"	190	10/14/1954	Minnesota
22	Mike Wilson	G	6'3"	180	09/15/1959	Marquette
33	Leon Wood	G	6'3"	185	03/25/1962	Cal State- Fullerton
0	Orlando Woolridge	F	6'9"	215	12/16/1959	Notre Dame



#### Final 1986-1987 Statistics (24-58) NEW JERSEY NETS

PLAYER	G-GS	MIN	FG-FGA	PCT	3FG-FGA	PCT	FT-FTA	PCT	OFF	DEF	TOT	AST	PF-DQ	STL	TO	BLK	PTS	AVG	HI
Woolridge	75-53	2638	556-1067	.521	1-8	.125	438-564	.777	118	249	367	261	243-4	54	213	86	1551	20.7	38
B. Williams	82-82	2976	521-936	.557	0-1	.000	430-588	.731	322	701	1023	129	315-8	78	280	91	1472	18.0	35
Gminski	72-66	2272	433-947	.457	0-0	.000	313-370	.846	192	438	630	99	159-0	52	129	69	1179	16.4	30
Brown	77-67	2339	358-810	.442	5-20	.250	152-206	.738	84	135	219	259	273-12	89	153	14	873	11.3	29
R. Williams	32-14	800	131-290	.452	7-28	.250	49-60	.817	26	49	75	185	111-4	38	94	9	318	9.9	25
King	61-15	1291	244-573	.426	13-32	.406	81-100	.810	82	132	214	103	177-5	34	103	28	582	9.5	22
Dawkins	6-2	106	20-32	.625	0-0	.000	17-24	.708	9	10	19	2	25-0	2	15	3	57	9.5	14
Washington	72-61	1600	257-538	.478	4-24	.167	98-125	.784	37	92	129	301	184-5	92	175	7	616	8.6	29
Bailey	34-2	542	112-239	.469	0-0	.000	58-80	.725	48	89	137	20	119-5	12	54	23	282	8.3	35
Wood	76-7	1733	187-501	.373	60-200	.300	123-154	.799	23	97	120	370	126-0	48	108	3	557	7.3	22
McKenna	56-3	942	153-337	.454	52-124	.419	43-57	.754	21	56	77	93	141-0	54	53	7	401	7.2	20
Coleman	68-7	1029	182-313	.581	0-1	.000	88-121	.727	99	189	288	37	200-7	32	94	31	452	6.6	19
Birdsong	7-6	127	19-42	.452	0-1	.000	6-9	.667	3	4	7	17	16-0	3	9	0	44	6.3	17
Turner	76-22	1003	151-325	.465	0-1	.000	76-104	.731	80	117	197	60	200-6	33	81	13	378	5.0	17
Mannion	23-3	284	31-94	.330	3-9	.333	18-31	.581	10	29	39	45	32-0	18	23	4	83	3.6	25
Engler (TOT)	30-0	195	23-51	.451	0-0	.000	12-16	.750	23	34	57	8	33-0	5	12	11	58	1.9	9
Engler (NJ)	18-0	130	16-31	.516	0-0	.000	8-12	.667	14	19	33	4	23-0	3	10	9	40	2.2	9
Wilson	5-0	43	3-8	.375	0-0	.000	2-2	1.000	1	3	4	6	9-0	1	4	0	8	1.6	4
NETS	82	19855	3374-7083	.476	145-449	.323	2000-2607	.767	1169	2409	3578	1991	2353-56	643	1617	397	8893	108.5	147
OPPONENTS	82	19855	3418-7125	.480	118-366	.322	2353-3018	.780	1129	2352	3481	1958	2126-33	814	1357	566	9307	113.5	150



# 2015-16 BROOKLYN NETS MEDIA GUIDE

## 1986-1987 SEASON RESULTS

DATE	OPPONENTS	SCORE	W/L	REC	SCORING	REBOUNDS	ASSISTS	ATTEN.
Oct. 31	NEW YORK	108-97	W	1-0	Woolridge/B. Williams, 20	B. Williams, 17	Woolridge, 6	17684
Nov. 1	@ Atlanta	111-131	L	1-1	Wood, 22	Gminski, 7	Wood, 5	13650
Nov. 4	at Washington	101-102	L	1-2	B. Williams, 20	B. Williams, 13	Wood, 9	9489
Nov. 5	SAN ANTONIO	103-112	L	1-3	Brown, 21	B. Williams, 14	Wood, 7	6799
Nov. 7	MILWAUKEE	94-115	L	1-4	Woolridge, 15	B. Williams, 13	Woolridge, 3	8286
Nov. 11	BOSTON	114-110	W	2-4	King, 22	B. Williams, 16	Washington, 5	14720
Nov. 13	INDIANA	117-120	L	2-5	Woolridge, 30	B. Williams, 20	Washington, 9	7709
Nov. 15	ATLANTA	90-109	L	2-6	Birdsong, 17	B. Williams, 9	King/Washington/Williams, 3	11745
Nov. 18	@ Denver	112-125	L	2-7	Woolridge, 21	B. Williams, 19	Wood, 13	8471
Nov. 19	@ Phoenix	101-111	L	2-8	Woolridge, 24	B. Williams, 10	Wood, 7	9851
Nov. 21	at L.A. Lakers	95-111	L	2-9	Woolridge, 24	Gminski, 11	Birdsong, 7	14918
Nov. 22	@ Utah	78-96	L	2-9	B. Williams, 18	Gminski, 14	Wood, 7	11732
Nov. 25	at San Antonio	99-117	L	2-10	Woolridge, 21	Gminski, 14	Coleman/Wood, 6	5511
Nov. 28	@ Dallas	94-119	L	2-12	King, 13	B. Williams, 7	Washington, 5	17007
Nov. 29	at Houston	102-97	W	3-12	B. Williams, 27	B. Williams, 13	Wood, 8	16016
Dec. 3	DETROIT	106-107	L	3-13	Gminski, 24	B. Williams, 18	Mannion, 5	7623
Dec. 5	DENVER	100-113	L	3-14	Woolridge, 24	B. Williams, 15	Washington, 4	7498
Dec. 6	at Philadelphia	100-105	L	3-15	Woolridge, 31	Gminski, 15	Woolridge, 7	14387
Dec. 9	SACRAMENTO	107-120	L	3-16	Woolridge/Washington, 27	B. Williams, 13	Washington, 9	7521
Dec. 10	@ Boston	98-108	L	3-17	Bailey, 23	B. Williams, 16	Wood, 6	14890
Dec. 12	PHILADELPHIA	123-90	W	4-17	Brown, 22	B. Williams, 14	Wood, 9	15068
Dec. 13	@ Indiana	91-95	L	4-18	Bailey, 18	Gminski/Bailey, 8	Wood, 7	10848
Dec. 16	@ Chicago	98-99	L	4-19	Gminski, 24	B. Williams, 11	Wood, 9	10162
Dec. 18	at New York	94-93	W	5-19	Brown, 29	B. Williams, 16	Washington, 7	9978
Dec. 23	UTAH	119-96	W	6-19	Brown, 25	B. Williams, 13	Wood, 10	9871
Dec. 26	at Cleveland	112-121	L	6-20	Gminski, 24	Gminski, 16	Wood, 8	14080
Dec. 27	CLEVELAND	120-111	W	7-20	Bailey, 35	B. Williams/Bailey, 10	Brown/Woolridge/Washington, 5	11475
Dec. 29	MILWAUKEE	122-117	W	8-20	Gminski, 27	Gminski, 17	Woolridge, 5	10050
Jan. 2	@ Detroit	128-129	L	8-21	Woolridge, 29	B. Williams, 11	Woolridge, 7	22590
Jan. 3	L.A. CLIPPERS	118-97	W	9-21	Brown, 22	B. Williams, 17	Washington, 7	7707
Jan. 6	at Milwaukee	112-124	L	9-22	B. Williams, 18	B. Williams, 13	Wood, 7	10968
Jan. 7	WASHINGTON	118-96	W	10-22	B. Williams, 28	B. Williams, 18	Brown, 6	8018
Jan. 9	PORTLAND	120-127	L	10-23	Woolridge, 30	Coleman, 8	Wood, 13	8113
Jan. 10	@ Chicago	109-119	L	10-24	B. Williams, 23	B. Williams, 10	Wood, 6	16243
Jan. 13	BOSTON	117-123	L	10-25	Woolridge, 27	B. Williams, 20	Washington, 8	14891
Jan. 14	at Washington	100-118	L	10-26	Woolridge, 21	B. Williams, 10	Wood, 11	6605
Jan. 17	DETROIT	113-123	L	10-27	B. Williams, 21	B. Williams, 10	Washington, 7	9455
Jan. 19	L.A. LAKERS	115-126	L	10-28	B. Williams, 30	B. Williams, 14	Wood, 8	14197
Jan. 21	PHOENIX	120-114	W	11-28	B. Williams, 30	B. Williams, 17	Washington, 10	7463
Jan. 23	SEATTLE	120-125	L	11-29	Woolridge, 38	Gminski, 12	Washington, 5	9182
Jan. 27	at Sacramento	115-118	L	11-30	Woolridge, 22	B. Williams, 11	Washington/Wood/Woolridge, 5	10333
Jan. 28	at L.A. Clippers	91-98	L	11-31	B. Williams, 17	B. Williams, 16	Wood, 8	5711
Jan. 30	at Portland	107-125	L	11-32	Woolridge, 21	Gminski, 11	Washington, 6	12666
Feb. 1	at Golden State	147-150	L	11-33	Washington, 29	B. Williams, 27	Woolridge, 10	9395
Feb. 2	@ Seattle	100-108	L	11-34	Washington, 21	B. Williams, 13	Woolridge, 4	6132
Feb. 4	PHILADELPHIA	95-121	L	11-35	B. Williams, 17	B. Williams, 14	Woolridge, 3	12131
Feb. 5	at New York	118-135	L	11-36	Gminski, 23	Gminski/King, 7	Washington, 7	11198
Feb. 12	HOUSTON	99-121	L	11-37	B. Williams, 24	B. Williams, 14	Wood, 6	9029
Feb. 15	CLEVELAND	120-104	W	12-37	B. Williams/King, 19	Turner/Coleman, 10	Wood, 7	9586
Feb. 16	at Milwaukee	124-128	L	12-38	B. Williams/Gminski, 22	B. Williams, 12	R. Williams, 9	11052
Feb. 19	GOLDEN STATE	106-110	L	12-39	Woolridge, 27	B. Williams, 17	Wood, 6	11791
Feb. 21	NEW YORK	111-107	W	13-39	B. Williams, 32	Gminski, 16	King, 6	12859
Feb. 23	@ Boston	103-116	L	13-40	Gminski, 28	Gminski, 15	Wood, 8	15134
Feb. 24	DETROIT	112-120	L	13-41	B. Williams/R. Williams, 23	B. Williams/Gminski, 12	R. Williams, 9	8630
Feb. 26	@ Chicago	113-128	L	13-42	B. Williams, 25	Gminski, 13	Washington, 4	14098
Feb. 27	INDIANA	115-125	W	14-42	B. Williams, 35	B. Williams, 18	Woolridge, 5	10119
Mar. 1	CHICAGO	105-95	W	15-42	Gminski, 25	Gminski, 16	R. Williams, 7	14826
Mar. 4	at Washington	114-117	L	15-43	Gminski, 21	B. Williams, 16	Wood, 11	7931
Mar. 6	ATLANTA	83-111	L	15-44	Woolridge, 18	B. Williams, 11	R. Williams, 6	11638
Mar. 7	at Philadelphia	114-102	W	16-44	Woolridge, 33	Coleman, 18	R. Williams, 10	16694
Mar. 10	WASHINGTON	121-79	W	17-44	Gminski, 30	B. Williams, 16	Wood, 7	9104
Mar. 12	MILWAUKEE	123-106	W	18-44	B. Williams/Gminski, 23	B. Williams, 13	R. Williams, 12	8032
Mar. 13	at New York	126-121	W	19-44	Woolridge, 38	B. Williams, 23	Wood, 9	10346
Mar. 15	@ Indiana	99-123	L	19-45	Woolridge, 25	B. Williams, 12	Washington/R. Williams, 4	12147
Mar. 17	CLEVELAND	91-110	L	19-46	B. Williams, 20	B. Williams, 11	4 tied with 3	8984
Mar. 18	@ Detroit	113-112	W	20-46	Woolridge, 33	B. Williams, 14	R. Williams, 9	21273
Mar. 20	at Cleveland	105-106	L	20-47	Woolridge, 27	B. Williams, 12	R. Williams, 9	8114
Mar. 22	@ Boston	104-116	L	20-48	B. Williams, 28	B. Williams, 12	King, 6	14890
Mar. 24	DALLAS	107-119	L	20-49	Woolridge, 29	B. Williams, 11	Wood, 6	9625
Mar. 26	CHICAGO	109-107	W	21-49	Woolridge, 23	B. Williams, 10	Washington, 9	15011
Mar. 27	at Philadelphia	99-110	L	21-50	Woolridge, 25	B. Williams, 8	R. Williams, 9	13743
Apr. 1	NEW YORK	121-120	W	22-50	Woolridge, 27	B. Williams, 15	Brown, 9	10292
Apr. 3	PHILADELPHIA	113-109	W	23-50	Woolridge, 33	B. Williams, 15	N/A	20049
Apr. 4	at Milwaukee	102-112	L	23-51	B. Williams, 18	B. Williams, 16	Wood, 6	11052
Apr. 7	@ Indiana	114-128	L	23-52	Gminski, 28	B. Williams, 12	Washington, 8	12651
Apr. 8	WASHINGTON	109-118	L	23-53	Woolridge, 27	B. Williams, 18	Woolridge, 6	11829
Apr. 10	BOSTON	117-108	W	24-53	Woolridge, 30	Gminski, 10	Brown/R. Williams, 7	18969
Apr. 12	ATLANTA	88-115	L	24-54	Woolridge/Gminski, 13	B. Williams, 8	R. Williams, 4	13311
Apr. 14	at Cleveland	95-113	L	24-55	B. Williams/Woolridge, 22	B. Williams, 9	R. Williams, 5	8820
Apr. 15	@ Atlanta	116-136	L	24-56	Woolridge, 38	B. Williams, 8	R. Williams, 12	13604
Apr. 17	@ Detroit	117-130	L	24-57	Woolridge, 28	B. Williams, 16	R. Williams/Washington, 5	22691
Apr. 18	INDIANA	103-112	L	24-58	Washington, 21	Woolridge, 11	Washington, 9	11714



# 2015-16 BROOKLYN NETS MEDIA GUIDE

## Year-by-Year Recaps: 1987-88

**Nets set league mark with 346 games lost to injury; Name NBA Hall of Fame Center Willis Reed Head Coach**

Final Record: 19-63 (.231)

Head Coach: Dave Wohl: 2-13 (.133); Bob MacKinnon: 10-29 (.256); Willis Reed: 7-21 (.250)

Nets sputter to a 2-13 start, leading to the release of Head Coach Dave Wohl on December 9. Assistant General Manager Bob MacKinnon takes over the injury-riddled squad on an interim basis as club begins an extensive search for a head coach. Nets ownership and management proudly name legendary center Willis Reed to lead the Nets on February 29th. Buck Williams misses his first ever pro game due to injury, yet leads the club in scoring, rebounding and field goal percentage. Attendance increases for the first time since franchise shift to Meadowlands in 1981. Roy Hinson, John Bagley, Keith Lee and Tim McCormick are acquired via trades.

### 1987-88 Roster

5	John Bagley	G	6'0"	195	04/23/1960	Boston College
10	Otis Birdsong	G	6'4"	195	12/09/1955	Houston
22	Dudley Bradley	F	6'6"	195	03/19/1957	North Carolina
21	Adrian Branch	F	6'8"	185	11/17/1963	Maryland
35	Tony Brown	G	6'6"	200	07/29/1960	Arkansas
40	Ben Coleman	F	6'9"	235	11/14/1961	Maryland
45	Dallas Comegys	F	6'9"	205	08/17/1964	DePaul
50	Chris Engler	C	6'11"	250	03/01/1959	Wyoming
42	Mike Gminski	C	6'11"	255	08/03/1959	Duke
21	Roy Hinson	F	6'9"	215	05/02/1961	Rutgers
23	Dennis Hopson	G/F	6'5"	200	04/22/1965	Ohio St.
24	Keith Lee	F	6'10"	220	12/28/1962	Memphis St.
40	Tim McCormick	C	6'11"	240	03/10/1962	Michigan
12	Kevin McKenna	G/F	6'5"	195	01/08/1959	Creighton
0	Johnny Moore	G	6'1"	175	03/03/1958	Texas
3	Mike O'Koren	F	6'7"	205	02/07/1958	North Carolina
15	Jamie Waller	G	6'4"	215	11/20/1964	Virginia Union
14	Duane Washington	G	6'4"	195	08/31/1964	Middle Tennessee St.
31	Dwayne Washington	G	6'2"	195	01/06/1964	Syracuse
52	Buck Williams	F	6'8"	225	03/08/1960	Maryland
15	Ricky Wilson	G	6'3"	195	07/16/1964	George Mason
0	Orlando Woolridge	F	6'9"	215	12/16/1959	Notre Dame



### Final 1987-1988 Statistics (19-63) NEW JERSEY NETS

PLAYER	G-GS	MIN	FG-FGA	PCT	3FG-FGA	PCT	FT-FTA	PCT	OFF	DEF	TOT	AST	PF-DQ	STL	TO	BLK	PTS	AVG	HI
Williams	70-70	2637	466-832	.560	1-1	1.000	346-518	.668	298	536	834	109	266-5	68	189	44	1279	18.3	30
Gminski	34-34	1194	215-474	.454	0-2	.000	143-166	.861	82	238	320	55	78-0	28	83	33	573	16.9	27
Woolridge	19-12	622	110-247	.445	0-2	.000	92-130	.708	31	60	91	71	73-2	13	48	20	312	16.4	29
Hinson (TOT)	77-57	2592	453-930	.487	0-2	.000	272-351	.775	159	358	517	99	275-6	69	169	140	1178	15.3	27
Hinson (NJ)	48-47	1747	330-658	.502	0-1	.000	183-227	.806	106	242	348	72	185-3	45	106	72	843	17.6	27
McCormick (TOT)	70-55	2114	348-648	.537	0-2	.000	145-215	.674	146	321	467	118	234-3	32	111	23	841	12.0	27
McCormick (NJ)	47-38	1513	277-510	.543	0-2	.000	108-162	.667	97	226	323	92	159-2	18	76	15	662	14.1	27
Bagley	82-74	2774	393-896	.439	47-161	.292	148-180	.822	61	196	257	479	162-0	110	201	10	981	12.0	31
Coleman	27-10	657	116-240	.483	0-2	.000	65-84	.774	58	115	173	39	110-4	28	72	16	297	11.0	23
Birdsong	67-59	1882	337-736	.458	9-25	.360	47-92	.511	73	94	167	222	143-2	54	129	11	730	10.9	26
Hopson	61-19	1365	222-549	.404	12-45	.267	131-177	.740	63	80	143	118	145-0	57	119	25	587	9.6	25
P. Washington	68-10	1379	245-547	.448	11-49	.224	132-189	.698	54	64	118	206	163-2	91	141	4	633	9.3	27
Branch	20-3	308	56-134	.418	1-5	.200	20-23	.870	20	28	48	16	41-1	16	29	11	133	6.7	20
Bradley (TOT)	65-15	1437	156-365	.427	37-102	.363	74-97	.763	25	102	127	151	172-1	114	88	43	423	6.5	22
Bradley (NJ)	63-15	1432	156-364	.429	37-101	.366	74-97	.763	25	101	126	150	170-1	114	88	43	423	6.7	22
Comegys	75-17	1122	156-363	.430	0-1	.000	106-150	.707	54	164	218	65	175-3	36	116	70	418	5.6	21
Waller	9-0	91	16-40	.400	0-2	.000	10-18	.556	9	4	13	3	13-0	4	11	1	42	4.7	10
O'Koren	4-0	52	9-16	.563	0-1	.000	0-4	.000	1	3	4	2	2-0	3	0	2	18	4.5	8
McKenna	31-2	393	43-109	.394	16-50	.320	24-25	.960	4	27	31	40	55-1	15	19	2	126	4.1	16
D. Washington	15-0	156	18-42	.429	2-4	.500	16-20	.800	5	17	22	34	23-0	12	9	0	54	3.6	18
Wilson	6-0	47	7-11	.636	1-1	1.000	6-11	.545	1	0	1	6	6-0	6	4	0	21	3.5	9
Engler	54-0	399	36-88	.409	0-0	.000	31-35	.886	32	66	98	15	73-1	9	29	6	103	1.9	7
Moore (TOT)	5-0	61	4-10	.400	0-1	.000	0-0	.000	2	4	6	12	1-0	3	7	0	8	1.6	8
Moore (NJ)	1-0	10	0-1	.000	0-0	.000	0-0	.000	1	1	2	1	0-0	0	3	0	0	0.0	0
NETS	82	19780	3208-6857	.468	137-455	.301	1682-2308	.729	1075	2262	3337	1795	2042-27	727	1503	385	8235	100.4	118
OPPONENTS	82	19780	3437-6918	.497	131-363	.361	1895-2419	.783	1034	2461	3495	1993	1942-19	809	1433	522	8900	108.5	139





# 2015-16 BROOKLYN NETS MEDIA GUIDE

## 1987-1988 SEASON RESULTS

DATE	OPPONENTS	SCORE	W/L	REC	SCORING	REBOUNDS	ASSISTS	ATTEN.
Nov. 6	CLEVELAND	108-114	L	0-1	Williams, 23	Williams, 16	Washington, 8	13014
Nov. 11	CHICAGO	96-105	L	0-2	Coleman/Comegys, 14	Coleman, 12	Bagley, 6	11552
Nov. 13	@ Chicago	85-103	L	0-3	Gminski, 23	Gminski, 12	Washington, 12	17607
Nov. 15	WASHINGTON	109-113	L	0-4	Williams, 23	Williams, 19	Woolridge, 9	8336
Nov. 17	HOUSTON	114-111	W	1-4	Woolridge, 29	Williams, 13	Washington, 7	8596
Nov. 19	NEW YORK	108-107	W	2-4	Woolridge, 25	Gminski, 14	Hopson, 6	11285
Nov. 21	BOSTON	97-107	L	2-5	Williams, 24	Williams, 20	Washington, 5	18103
Nov. 24	@ Denver	104-132	L	2-6	Williams/Gminski, 15	Williams, 16	Birdsong, 5	9547
Nov. 26	@ Sacramento	102-110	L	2-7	Birdsong, 26	Gminski, 7	Bagley, 8	10333
Nov. 27	@ Phoenix	107-113	L	2-8	Williams, 23	Gminski, 8	Washington/Hopson, 5	9749
Nov. 29	@ Portland	104-125	L	2-9	Comegys, 19	Williams, 10	Washington, 8	12666
Dec. 1	DETROIT	115-124 (OT)	L	2-10	Williams, 20	Williams, 14	Bagley, 6	8232
Dec. 2	@ Boston	99-130	L	2-11	Washington, 20	Williams, 7	Washington, 5	14890
Dec. 4	@ Atlanta	102-139	L	2-12	Washington, 19	Gminski, 7	Hopson/Bagley, 5	9868
Dec. 8	L.A. LAKERS	81-98	L	2-13	Gminski, 18	Coleman, 13	Comegys, 4	18008
Dec. 10	INDIANA	91-108	L	2-14	Gminski, 24	Gminski, 14	Bagley, 7	7846
Dec. 12	WASHINGTON	107-122	L	2-15	Birdsong, 21	Williams, 14	Birdsong, 6	11746
Dec. 15	SAN ANTONIO	104-98	W	3-15	Coleman, 22	Comegys, 13	Bagley, 5	8010
Dec. 16	DALLAS	105-109 (OT)	L	3-16	Gminski, 24	Coleman, 10	Bagley/Hopson, 6	9877
Dec. 18	@ Cleveland	94-103	L	3-17	Coleman/Gminski, 18	Coleman, 13	Birdsong, 4	6493
Dec. 19	@ New York	93-125	L	3-18	Comegys/Gminski/Birdsong, 13	Engler, 8	Bagley/Washington, 5	10756
Dec. 21	UTAH	106-95	W	4-18	Washington, 24	Gminski, 15	Washington, 6	7651
Dec. 23	PHILADELPHIA	106-110	L	4-19	Washington, 27	Coleman, 13	Bagley, 5	9122
Dec. 26	@ Detroit	75-110	L	4-20	Gminski, 19	Gminski, 8	Bagley/Washington, 5	23330
Dec. 27	CLEVELAND	101-83	W	5-20	Washington, 24	Coleman, 11	Washington, 6	9216
Dec. 29	MILWAUKEE	88-106	L	5-21	Hopson, 22	Williams, 13	Bradley, 5	9035
Jan. 2	@ Chicago	93-116	L	5-22	Gminski, 21	Gminski, 13	Birdsong, 6	18242
Jan. 5	@ Washington	97-101	L	5-23	Gminski, 23	Williams, 18	Bradley/Birdsong, 7	6173
Jan. 6	DENVER	93-98	L	5-24	Gminski, 25	Williams, 17	Bagley, 6	7804
Jan. 8	NEW YORK	118-111	W	6-24	Bagley, 31	Williams, 13	Bagley, 7	11025
Jan. 10	@ Milwaukee	87-105	L	6-25	Williams, 24	Williams, 8	Bagley, 7	11052
Jan. 13	@ Philadelphia	95-104	L	6-26	Gminski, 27	Gminski, 17	Bagley, 7	8216
Jan. 14	SACRAMENTO	90-87	W	7-26	Williams, 21	Williams, 18	Bagley, 5	7940
Jan. 16	BOSTON	96-103	L	7-27	Woolridge, 22	Williams, 16	Bagley, 5	20039
Jan. 18	PHOENIX	117-113	W	8-27	Woolridge, 27	Williams, 13	Bagley, 7	8074
Jan. 20	GOLDEN STATE	102-103	L	8-28	Woolridge, 22	Williams, 16	Woolridge/Williams/Washington, 4	8116
Jan. 22	@ Indiana	104-113	L	8-29	Woolridge/Washington, 19	Williams, 18	Woolridge, 7	9318
Jan. 24	@ Atlanta	111-118	L	8-30	Williams, 24	Williams, 19	Woolridge/Bagley, 8	12582
Jan. 26	@ New York	101-122	L	8-31	Williams/Hinson, 22	Hinson, 19	Woolridge, 6	12354
Jan. 29	@ Chicago	93-120	L	8-32	Williams, 21	Williams, 7	Bagley, 9	17616
Jan. 30	DETROIT	116-104	W	9-32	Birdsong, 26	Williams, 21	Bagley, 6	11894
Feb. 1	@ Dallas	108-103	W	10-32	Williams, 23	Bagley, 10	Bagley, 10	16703
Feb. 2	@ San Antonio	106-118	L	10-33	Williams, 24	Hinson, 13	Birdsong, 11	5400
Feb. 4	@ Houston	87-115	L	10-34	Williams, 23	Williams, 14	Bagley, 4	16611
Feb. 9	@ Washington	117-126 (OT)	L	10-35	Woolridge, 24	Williams, 14	Bagley, 10	6431
Feb. 10	CHICAGO	93-84	W	11-35	Hinson, 18	Williams, 11	Bagley, 10	16567
Feb. 12	@ Cleveland	98-96	L	11-36	Woolridge, 18	Williams, 8	Bagley, 11	9515
Feb. 14	PHILADELPHIA	109-105	W	12-36	Williams/Bagley, 26	Williams, 21	Bagley/Woolridge, 6	13106
Feb. 15	@ New York	96-97	L	12-37	Hinson, 26	Williams, 16	Bagley, 11	10093
Feb. 19	@ Philadelphia	100-115	L	12-38	Williams, 27	Williams, 14	Birdsong, 8	16146
Feb. 20	SEATTLE	101-113	L	12-39	Williams, 23	Hinson/McCormick, 11	Bagley/Bradley, 5	11137
Feb. 23	PORTLAND	102-114	L	12-40	Williams, 27	Hinson, 14	5 with 3	9095
Feb. 26	@ Detroit	109-137	L	12-41	Williams, 24	Williams, 7	Bagley/Washington, 5	25344
Feb. 27	INDIANA	98-106	L	12-42	Bradley, 19	Williams, 14	Bradley, 6	9969
Mar. 1	L.A. CLIPPERS	104-75	W	13-42	Birdsong, 18	McCormick, 13	Bagley/Bradley, 7	8036
Mar. 2	@ Boston	117-107	W	14-42	McCormick, 23	Hinson, 15	Bagley, 11	14890
Mar. 5	NEW YORK	94-85	W	15-42	Hinson/McCormick, 23	Hinson, 12	Bagley, 8	20039
Mar. 7	@ Utah	81-105	L	15-43	McCormick, 25	Comegys/McCormick/Hinson, 7	Bagley, 6	12444
Mar. 9	@ L.A. Clippers	97-93	W	16-43	Bagley, 24	McCormick, 11	Bagley, 8	7782
Mar. 10	@ Golden	112-128	L	16-44	McCormick, 26	McCormick, 8	Bagley, 8	9008
Mar. 13	@ Seattle	102-115	L	16-45	Hinson, 27	Williams, 8	Bagley, 8	9040
Mar. 14	@ L.A. Lakers	105-115	L	16-46	Birdsong, 25	Hinson, 12	McCormick, 8	17505
Mar. 16	MILWAUKEE	83-79	W	17-46	Williams, 30	Williams, 21	Bagley/Birdsong, 5	9657
Mar. 18	ATLANTA	104-106	L	17-47	Williams, 21	Williams, 17	Bagley, 11	19593
Mar. 20	INDIANA	96-102	L	17-48	Hinson, 22	McCormick, 16	Bagley, 10	10902
Mar. 22	PHILADEL	102-90	W	18-48	Hinson, 27	Williams, 13	Bagley, 10	11072
Mar. 23	@ Cleveland	96-105	L	18-49	Williams, 20	Williams/McCormick, 11	Bagley/Bradley, 4	8029
Mar. 25	@ Indiana	100-101	L	18-50	Williams, 26	Williams, 14	Bagley, 11	11034
Mar. 26	@ Washington	88-99	L	18-51	Williams, 22	Williams, 11	D.Washington, 4	10724
Mar. 28	BOSTON	105-106	L	18-52	Hinson, 20	McCormick, 8	Birdsong, 6	18695
Apr. 2	@ Milwaukee	111-125	L	18-53	McCormick, 27	Williams, 15	Bagley, 7	11052
Apr. 3	WASHINGTON	103-105	L	18-54	Hinson, 25	Hinson, 13	Bagley, 10	8558
Apr. 5	DETROIT	95-107	L	18-55	Hinson, 20	Williams/McCormick, 9	Bagley, 5	11586
Apr. 7	@ Atlanta	94-120	L	18-56	McCormick, 23	Williams, 14	McCormick, 3	11547
Apr. 8	@ Boston	90-127	L	18-57	Williams, 20	Williams, 11	Bagley/P. Washington, 4	14890
Apr. 10	CLEVELAND	105-119	L	18-58	Hinson, 25	Williams, 13	Bagley/P. Washington, 4	8895
Apr. 11	@ Indiana	93-95	L	18-59	McCormick, 20	Williams, 20	Bagley/Birdsong/P. Washington, 3	12520
Apr. 15	CHICAGO	99-100	L	18-60	McCormick, 23	Williams, 13	Birdsong, 7	20039
Apr. 16	@ Detroit	96-114	L	18-61	McCormick, 16	Williams, 10	McCormick/Bagley, 5	22767
Apr. 19	ATLANTA	109-119 (OT)	L	18-62	Williams, 21	Williams, 12	Bagley, 6	11122
Apr. 21	@ Philadelphia	101-104	L	18-63	Hopson, 25	Williams, 14	Bagley, 9	7641
Apr. 23	MILWAUKEE	118-105	W	19-63	Hinson, 25	Williams, 11	D.Washington, 10	13375



# 2015-16 BROOKLYN NETS MEDIA GUIDE

## Year-by-Year Recaps: 1988-89

**Willis Reed leads club to best record in two seasons; Club acquires Joe Barry Carroll, Lester Conner and Mike McGee before season**

Final Record: 26-56 (.317)

Head Coach: Willis Reed

With seven new faces, the Nets immediately jump out to a 5-3 start and manage a .500 record through most of November before losing Joe Barry Carroll to injury, bringing on a six-game losing streak. The Nets post inspirational home victories over the Lakers, Celtics, Bulls and two wins over the Knicks. Roy Hinson leads the club in scoring while Buck Williams' 9.4 rpg marks his first season with less than a double-figure average. The Meadowlands is sold out five times while attendance increases for the second straight season.

### 1988-89 Roster

5	John Bagley	G	6'0"	195	04/23/1960	Boston College
6	Walter Berry	F	6'8"	215	05/14/1964	St. John's
11	Joe Barry Carroll	C	7'0"	235	07/24/1958	Purdue
40	Ron Cavenall	C	7'1"	230	04/30/1959	Texas Southern
15	Lester Conner	G	6'4"	185	09/17/1959	Oregon St.
12	Corey Gaines	G	6'3"	195	06/01/1965	Loyola Marymount
23	Roy Hinson	F	6'9"	215	05/02/1961	Rutgers
2	Dennis Hopson	G/F	6'5"	200	04/22/1965	Ohio St.
20	Bill Jones	F	6'7"	185	03/18/1966	Iowa
24	Keith Lee	F	6'10"	220	12/28/1962	Memphis St.
22	Mike McGee	G/F	6'5"	205	07/29/1959	Michigan
34	Chris Morris	F	6'8"	220	01/20/1966	Auburn
33	Charles Shackleford	F/C	6'10"	225	04/22/1966	North Carolina St.
52	Buck Williams	F	6'8"	225	03/08/1960	Maryland
7	Kevin Williams	G	6'2"	180	09/11/1961	St. John's



### Final 1988-1989 Statistics (26-56) NEW JERSEY NETS

PLAYER	G-GS	MIN	FG-FGA	PCT	3FG-FGA	PCT	FT-FTA	PCT	OFF	DEF	TOT	AST	PF-DQ	STL	TO	BLK	PTS	AVG	HI
Hinson	82-39	2542	495-1027	.482	0-2	.000	318-420	.757	152	370	522	71	298-3	34	165	121	1308	16.0	35
Morris	76-48	2096	414-905	.457	64-175	.366	182-254	.717	188	209	397	119	250-4	102	190	60	1074	14.1	31
Carroll	64-62	1996	363-810	.448	0-0	.000	176-220	.800	118	355	473	105	193-2	71	143	81	902	14.1	26
McGee	80-49	2027	434-917	.473	93-255	.365	77-144	.535	73	116	189	116	184-1	80	124	12	1038	13.0	33
B. Williams	74-72	2446	373-702	.531	0-3	.000	213-320	.666	249	447	696	78	223-0	61	142	36	959	13.0	27
Hopson	62-36	1551	299-714	.419	4-27	.148	186-219	.849	91	111	202	103	150-0	70	102	30	788	12.7	32
Conner	82-63	2532	309-676	.457	13-37	.351	212-269	.788	100	255	355	604	132-1	181	181	5	843	10.3	20
Berry	29-17	556	108-231	.468	0-0	.000	43-63	.683	32	83	115	20	69-0	10	40	13	259	8.9	26
Bagley	68-20	1642	200-481	.416	11-54	.204	89-123	.724	36	108	144	391	117-0	72	159	5	500	7.4	17
Lee	57-4	840	109-258	.422	0-2	.000	53-71	.746	73	186	259	42	138-1	20	53	33	271	4.8	16
K. Williams	41-0	433	67-168	.399	1-6	.167	40-51	.784	19	31	50	36	74-0	25	42	8	175	4.3	16
Jones	37-0	307	50-102	.490	0-1	.000	29-43	.674	20	27	47	20	38-0	17	18	6	129	3.5	14
Shackleford	60-0	484	83-168	.494	0-1	.000	21-42	.500	50	103	153	21	71-0	15	27	18	187	3.1	13
Gaines	32-0	337	27-64	.422	1-5	.200	12-16	.750	3	16	19	67	27-0	15	20	1	67	2.1	18
Cavenall	5-0	16	2-3	.667	0-0	.000	2-5	.400	0	2	2	0	2-0	0	2	2	6	1.2	6
NETS	82	19805	3333-7226	.461	187-568	.329	1653-2260	.731	1204	2419	3623	1793	1966-12	773	1449	431	8506	103.7	133
OPPONENTS	82	19805	3560-7162	.497	158-512	.309	1749-2286	.765	1030	2476	3506	2134	1834-14	744	1376	485	9027	110.1	141



# 2015-16 BROOKLYN NETS MEDIA GUIDE

## 1988-1989 SEASON RESULTS

DATE	OPPONENTS	SCORE	W/L	REC	SCORING	REBOUNDS	ASSISTS	ATTEN.
Nov. 4	ATLANTA	105-113	L	0-1	Carroll, 20	B. Williams, 16	Bagley, 9	14480
Nov. 5	NEW YORK	112-102	W	1-1	B. Williams/McGee, 19	Carroll, 13	Bagley, 9	19469
Nov. 8	WASHINGTON	109-101	W	2-1	Carroll, 19	B. Williams, 14	Conner, 7	7804
Nov. 11	@ Chicago	85-97	L	2-2	Berry, 21	B. Williams, 10	Bagley, 6	17901
Nov. 12	CHICAGO	97-91	W	3-2	McGee, 18	Carroll, 10	Conner, 4	17082
Nov. 14	GOLDEN STATE	96-100	L	3-3	Conner, 15	B. Williams, 14	Bagley, 7	8011
Nov. 15	@ Charlotte	106-99	W	4-3	McGee, 26	Carroll, 10	Bagley, 5	21748
Nov. 17	@ Milwaukee	105-96	W	5-3	Hinson, 23	B. Williams, 15	Bagley, 5	15419
Nov. 18	CLEVELAND	94-95	L	5-4	Conner, 18	B. Williams, 9	Bagley, 5	9075
Nov. 20	@ Portland	106-117	L	5-5	McGee, 33	B. Williams, 10	Bagley, 12	12848
Nov. 22	@ Denver	106-141	L	5-6	McGee, 20	B. Williams, 13	Bagley, 5	9663
Nov. 23	@ Phoenix	133-129	W	6-6	McGee, 29	Hinson, 11	Bagley, 11	9046
Nov. 25	@ L.A. Clippers	93-100	L	6-7	Hinson, 21	Hinson, 11	Bagley, 9	9860
Nov. 26	@ Sacramento	98-97	W	7-7	McGee, 29	B. Williams, 9	Bagley, 7	16517
Nov. 29	BOSTON	93-100	L	7-8	B. Williams, 23	Hinson, 7	Bagley, 8	15143
Nov. 30	@ Boston	100-133	L	7-9	Hinson, 24	B. Williams, 12	Conner, 10	14890
Dec. 2	MILWAUKEE	92-103	L	7-10	Hinson, 31	Hinson, 11	Bagley, 4	9225
Dec. 4	DETROIT	99-102	L	7-11	Carroll, 24	B. Williams, 15	Bagley, 6	12517
Dec. 6	PORTLAND	93-97	L	7-12	Hinson, 24	B. Williams, 12	Bagley, 6	8950
Dec. 9	@ Charlotte	95-96	L	7-13	Carroll, 21	Carroll, 19	Bagley, 5	23388
Dec. 10	CHARLOTTE	121-112 (OT)	W	8-13	Hinson, 23	B. Williams, 18	Bagley, 11	9460
Dec. 13	@ New York	100-121	L	8-14	Carroll, 19	Carroll, 12	Conner, 9	14061
Dec. 14	L.A. LAKERS	118-113 (OT)	W	9-14	Hinson, 31	Carroll, 19	Conner, 10	20049
Dec. 16	PHILADELPHIA	106-114	L	9-15	Hinson, 21	Hinson, 8	Conner, 7	12597
Dec. 17	@ Indiana	100-92	W	10-15	Conner, 20	Conner, 9	Bagley, 6	8615
Dec. 21	DALLAS	122-120 (OT)	W	11-15	B. Williams/Hinson, 24	B. Williams, 11	Conner, 9	10113
Dec. 26	WASHINGTON	108-120	L	11-16	McGee, 25	Hinson/McGee, 6	Conner, 12	8786
Dec. 28	INDIANA	118-101	W	12-16	McGee, 23	B. Williams, 12	Conner, 12	9469
Dec. 30	PHOENIX	109-116	L	12-17	Hinson, 21	B. Williams, 16	Conner, 12	13259
Jan. 3	@ Charlotte	109-105	W	13-17	Hinson/Carroll, 22	B. Williams, 11	Bagley, 10	23388
Jan. 4	NEW YORK	96-105	L	13-18	Hinson, 18	B. Williams, 14	Bagley/Conner, 6	19095
Jan. 7	@ Atlanta	93-103	L	13-19	Hopson, 18	B. Williams, 11	Conner, 9	15203
Jan. 11	@ Philadelphia	94-103	L	13-20	Morris, 20	B. Williams, 13	Conner, 10	13723
Jan. 12	BOSTON	103-106	L	13-21	McGee, 17	Carroll, 10	Conner, 7	16470
Jan. 14	@ Indiana	106-97	W	14-21	Hinson, 23	B. Williams, 12	Conner, 10	12281
Jan. 17	SAN ANTONIO	117-112	W	15-21	Hopson/McGee, 24	B. Williams/Carroll, 13	Conner, 10	8534
Jan. 18	@ Detroit	90-103	L	15-22	B. Williams/McGee, 16	B. Williams, 11	Conner, 10	21454
Jan. 21	@ Cleveland	103-115	L	15-23	B. Williams, 18	B. Williams, 11	Conner, 9	19476
Jan. 24	DENVER	117-115	W	16-23	B. Williams, 27	B. Williams, 13	Bagley, 7	9455
Jan. 26	SACRAMENTO	109-112	L	16-24	B. Williams, 21	B. Williams, 9	Conner, 11	8187
Jan. 28	PHILADELPHIA	105-123	L	16-25	Hinson, 21	Hinson, 11	Conner, 6	15261
Jan. 31	@ Seattle	118-112	W	17-25	Hopson, 32	B. Williams, 9	Conner, 16	9615
Feb. 2	@ Golden State	113-127	L	17-26	Hopson, 25	Conner, 11	Conner, 13	14611
Feb. 3	@ Utah	101-129	L	17-27	Carroll, 22	Lee, 8	Conner, 9	12444
Feb. 5	@ L.A. Lakers	116-134	L	17-28	Morris, 29	Hinson, 8	Conner, 11	17505
Feb. 7	SEATTLE	109-99	W	18-28	Hopson, 20	B. Williams/K. Williams/Conner, 10	Conner, 11	9757
Feb. 9	@ Washington	103-110	L	18-29	Carroll, 21	Hinson, 11	Conner, 9	5313
Feb. 14	@ Milwaukee	91-132	L	18-30	Morris/Hopson, 16	Hinson, 13	Conner/Gaines, 6	15874
Feb. 15	ATLANTA	112-119	L	18-31	B. Williams, 25	Morris, 11	Conner, 10	12146
Feb. 17	@ Philadelphia	129-127 (OT)	W	19-31	Morris, 29	B. Williams, 14	Conner, 17	13256
Feb. 18	@ New York	115-125	L	19-32	Morris/Hopson, 27	Morris/Hinson/Conner, 8	Conner, 12	19591
Feb. 20	MIAMI	117-109	W	20-32	Hinson, 24	Hinson, 9	Conner, 10	9076
Feb. 22	@ Cleveland	111-130	L	20-33	Hopson, 20	K. Lee, 11	Gaines, 8	14799
Feb. 23	L.A. CLIPPERS	111-100	W	21-33	Hinson, 35	K. Lee, 12	Conner, 18	10045
Feb. 25	DETROIT	95-113	L	21-34	Hopson, 20	Hinson, 8	Conner, 10	20049
Feb. 27	UTAH	96-109	L	21-35	Morris, 21	Hinson, 8	Conner, 9	10415
Mar. 1	@ Washington	105-120	L	21-36	Morris, 30	Morris, 13	Conner, 7	4713
Mar. 2	CHARLOTTE	114-103	W	22-36	Morris, 31	Conner, 13	Conner, 11	8011
Mar. 4	BOSTON	98-95	W	23-36	Morris, 20	B. Williams, 10	Conner, 7	20049
Mar. 6	@ Dallas	99-105	L	23-37	Hinson, 23	Hinson, 14	Morris, 7	17007
Mar. 9	@ San Antonio	98-112	L	23-38	Hinson, 20	Carroll, 6	Bagley, 5	10484
Mar. 11	@ Houston	94-124	L	23-39	Hopson, 18	B. Williams, 14	Conner/Bagley, 5	16611
Mar. 13	@ Boston	91-114	L	23-40	McGee, 23	B. Williams, 12	Bagley, 6	15239
Mar. 15	@ Philadelphia	96-100	L	23-41	Hopson, 24	Hopson, 9	Conner, 10	10925
Mar. 17	WASHINGTON	121-124 (OT)	L	23-42	Morris, 21	Williams, 14	Bagley, 10	13645
Mar. 19	CLEVELAND	91-101	L	23-43	Hopson, 18	B. Williams, 12	Conner/Bagley, 5	14450
Mar. 21	INDIANA	89-92	L	23-44	Morris, 17	B. Williams/Lee, 10	Bagley, 8	8401
Mar. 24	@ Detroit	96-112	L	23-45	Carroll, 21	Morris/Hinson, 7	Conner, 9	21454
Mar. 27	@ Miami	79-100	L	23-46	Carroll/McGee, 12	Williams, 13	Bagley, 5	15008
Mar. 28	ATLANTA	111-108	W	24-46	Hinson, 25	Williams, 9	Conner, 7	13718
Mar. 30	HOUSTON	101-109	L	24-47	McGee, 26	Carroll/Hinson, 10	Bagley, 8	14090
Mar. 31	@ Atlanta	99-116	L	24-48	Morris, 31	Morris, 9	Morris, 5	16371
Apr. 2	@ Chicago	95-106	L	24-49	Morris, 18	Morris, 11	Conner/Bagley, 7	17547
Apr. 4	@ Washington	96-104	L	24-50	Gaines, 18	Lee, 10	Conner, 8	5317
Apr. 7	NEW YORK	115-105	W	25-50	Morris, 29	Morris, 15	Conner, 8	20049
Apr. 10	@ Boston	112-113	L	25-51	Morris, 19	Williams, 8	Conner, 10	14890
Apr. 11	@ Milwaukee	93-125	L	25-52	Morris, 25	Lee, 8	Bagley, 10	15489
Apr. 14	CHICAGO	123-111	W	26-52	McGee, 25	Carroll, 7	Conner, 11	20049
Apr. 16	MILWAUKEE	96-100	L	26-53	McGee, 26	Morris, 10	Conner, 6	12082
Apr. 18	CHARLOTTE	105-121	L	26-54	McGee, 30	Williams, 14	Conner, 8	8991
Apr. 20	PHILADELPHIA	92-105	L	26-55	Morris, 19	Hinson, 12	Conner/Bagley/Gaines, 3	12087
Apr. 22	@ New York	99-109	L	26-56	Morris, 16	Carroll, 6	Conner, 10	19020



# 2015-16 BROOKLYN NETS MEDIA GUIDE

## Year-by-Year Recaps: 1989-90

**Willis Reed relinquishes coaching duties to become Senior VP/Basketball Operations; Bill Fitch takes over as Head Coach; Buck Williams traded for Sam Bowie; Harry Weltman resigns following season**

Final Record: 17-65 (.207)

Head Coach: Bill Fitch

In August of 1989, Willis Reed moves to the front office as Bill Fitch takes over head coaching duties. Prior to the coaching change, the Nets trade eight-year veteran Buck Williams to Portland for center Sam Bowie and the 12th pick in the NBA Draft, which is used to select point guard Mookie Blaylock. Bowie, after almost two years of inactivity due to leg problems, plays in 68 games and leads the team with 10.1 rpg and 1.8 bpg. The Nets struggle throughout the season and post their worst record in franchise history. Positives include holding the Celtics to a franchise-low 78 points and an all-time low six points in one quarter. Harry Weltman resigns May 8, citing health and personal reasons.

### 1989-90 Roster

10	Mookie Blaylock	G	6'1"	185	03/20/1967	Oklahoma
31	Sam Bowie	C	7'1"	260	03/17/1961	Kentucky
21	Stanley Brundy	F	6'6"	210	11/13/1964	DePaul
11	Rick Carlisle	G	6'5"	210	10/27/1959	Virginia
15	Joe Barry Carroll	C	7'0"	235	07/24/1958	Purdue
52	Lester Connor	G	6'4"	185	09/17/1959	Oregon St.
52	Chris Dudley	C	6'11"	235	02/22/1965	Yale
24	Derrick Gervin	G	6'8"	205	03/28/1963	Texas-San Antonio
44	Jack Haley	F/C	6'10"	240	01/27/1964	UCLA
23	Roy Hinson	F	6'9"	215	05/02/1961	Rutgers
2	Dennis Hopson	G/F	6'5"	200	04/22/1965	Ohio St.
14	Jaren Jackson	G/F	6'6"	190	10/27/1967	Georgetown
42	Anthony Mason	F	6'7"	250	12/14/1966	Tennessee St.
34	Chris Morris	F	6'8"	220	01/20/1966	Auburn
7	Pete Myers	G	6'6"	180	09/15/1963	Arkansas
33	Charles Shackleford	F/C	6'10"	225	04/22/1966	North Carolina St.
35	Purvis Short	G/F	6'7"	220	07/02/1957	Jackson St.
24	Jay Taylor	G	6'3"	190	10/03/1967	Eastern Illinois
2	Leon Wood	G	6'3"	185	03/25/1962	Cal State-Fullerton



### Final 1989-1990 Statistics (17-65) NEW JERSEY NETS

PLAYER	G-GS	MIN	FG-FGA	PCT	3FG-FGA	PCT	FT-FTA	PCT	OFF	DEF	TOT	AST	PF-DQ	STL	TO	BLK	PTS	AVG	HI
Hopson	79-64	2551	474-1093	.434	32-101	.317	271-342	.792	113	166	279	151	183-1	100	168	51	1251	15.8	29
Hinson	25-19	793	145-286	.507	0-0	.000	86-99	.869	61	111	172	22	87-0	14	52	27	376	15.0	31
Morris	80-76	2449	449-1065	.422	61-193	.316	228-316	.722	194	228	422	143	219-1	130	185	79	1187	14.8	33
Bowie	68-54	2207	347-834	.416	10-31	.323	294-379	.776	206	484	690	91	211-5	38	125	121	998	14.7	29
Short	82-24	2213	432-950	.455	10-35	.286	198-237	.835	101	147	248	145	202-2	66	119	20	1072	13.1	29
Gervin	21-0	339	93-197	.472	0-3	.000	65-89	.730	29	36	65	8	47-0	20	12	7	251	12.0	25
Blaylock	50-17	1267	212-571	.371	18-80	.225	63-81	.778	42	98	140	210	110-0	82	111	14	505	10.1	24
Carroll	46-20	1002	159-405	.393	0-2	.000	85-107	.794	82	168	250	43	122-4	19	64	56	403	8.8	22
Shackleford	70-37	1557	247-535	.462	0-1	.000	79-115	.687	180	299	479	56	183-1	40	116	35	573	8.2	23
Conner	82-61	2355	237-573	.414	2-13	.154	172-214	.804	90	175	265	385	182-0	172	138	8	648	7.9	18
Dudley (TOT)	64-30	1356	146-355	.411	0-0	.000	58-182	.319	174	249	423	39	164-2	41	84	72	350	5.5	15
Dudley (NJ)	27-8	672	67-152	.441	0-0	.000	32-105	.305	86	134	220	19	81-1	22	36	31	166	6.1	14
Haley (TOT)	67-26	1084	138-347	.398	0-1	.000	85-125	.680	115	185	300	26	170-1	18	72	12	361	5.4	19
Haley (NJ)	56-26	1026	129-327	.394	0-1	.000	78-118	.661	108	174	282	22	163-1	18	65	11	336	6.0	19
Myers (TOT)	52-2	751	89-225	.396	0-7	.000	66-100	.660	33	63	96	135	109-0	35	76	11	244	4.7	16
Myers (NJ)	28-2	543	74-180	.411	0-6	.000	50-69	.725	23	45	68	100	70-0	20	58	9	198	7.1	16
Taylor	17-0	114	21-52	.404	3-13	.231	6-9	.667	5	6	11	5	9-0	5	10	3	51	3.0	8
Jackson	28-0	160	25-69	.362	0-3	.000	17-21	.810	16	8	24	13	16-0	13	18	1	67	2.4	13
Brundy	16-0	128	15-30	.500	0-0	.000	7-18	.389	15	11	26	3	24-0	6	6	5	37	2.3	12
Wood	28-2	200	16-49	.327	4-21	.190	14-16	.875	1	11	12	47	16-0	6	8	0	50	1.8	11
Mason	21-0	108	14-40	.350	0-0	.000	9-15	.600	11	23	34	7	20-0	2	11	2	37	1.8	8
Carlisle	5-0	21	1-7	.143	0-3	.000	0-0	.000	0	0	0	5	7-0	1	4	1	2	0.4	2
NETS	82	19705	3157-7415	.426	140-506	.277	1754-2350	.746	1363	2324	3687	1475	1952-16	774	1360	481	8208	100.1	128
OPPONENTS	82	19705	3403-7020	.485	141-420	.336	1906-2491	.765	1144	2590	3734	1871	1886-11	768	1419	478	8853	108.0	136





# 2015-16 BROOKLYN NETS MEDIA GUIDE

## 1989-1990 SEASON RESULTS

DATE	OPPONENTS	SCORE	W/L	REC	SCORING	REBOUNDS	ASSISTS	ATTEN.
Nov. 3	@ Miami	110-90	W	1-0	Hopson 19	Shackleford, 16	Conner/Blaylock, 5	15008
Nov. 4	@ Orlando	111-106	W	2-0	Hopson 24	Shackleford, 12	Blaylock, 5	15077
Nov. 7	MIAMI	77-83	L	2-1	Hopson 17	Shackleford, 14	Conner, 3	11998
Nov. 9	@ New York	105-107	L	2-2	Morris, 21	Hopson, 9	Morris/Blaylock, 6	13482
Nov. 10	CHICAGO	117-107	W	3-2	Morris, 26	Bowie, 12	Conner, 4	20049
Nov. 14	CLEVELAND	92-103	L	3-3	Hopson, 17	Shackleford/Carroll, 13	Blaylock, 7	8897
Nov. 15	@ Boston	92-126	L	3-4	Blaylock, 23	Shackleford/Carroll, 7	Blaylock, 6	14890
Nov. 18	SAN ANTONIO	95-110	L	3-5	Hopson, 28	Carroll/Bowie/Brundy, 7	Conner/Blaylock, 4	13269
Nov. 21	@ Seattle	84-114	L	3-6	Hopson, 21	Bowie, 12	Conner, 9	12109
Nov. 22	@ L.A. Clippers	97-106	L	3-7	Blaylock, 20	Shackleford, 12	Conner, 5	8416
Nov. 24	@ Portland	99-125	L	3-8	Hopson, 22	Shackleford, 9	Conner, 5	12884
Nov. 25	@ Sacramento	98-112	L	3-9	Bowie, 23	Bowie, 12	Conner, 6	17014
Nov. 27	@ Utah	68-105	L	3-10	Carroll, 15	Bowie, 13	Short/Blaylock, 3	12616
Nov. 29	BOSTON	95-118	L	3-11	Morris, 18	Bowie, 11	Conner/Shackleford, 4	16335
Dec. 1	MIAMI	101-77	W	4-11	Shackleford, 19	Bowie, 16	Blaylock, 3	10240
Dec. 5	@ Minnesota	90-92	L	4-12	Hinson, 25	Hinson, 11	Morris/Conner/Blaylock, 3	18918
Dec. 8	@ Houston	99-94	W	5-12	Morris, 20	Shackleford, 12	Conner, 8	15105
Dec. 9	@ San Antonio	92-109	L	5-13	Hopson, 21	Bowie, 14	Blaylock, 5	14930
Dec. 12	PHILADELPHIA	92-82	W	6-13	Hopson, 24	Bowie, 12	Blaylock, 6	10549
Dec. 14	INDIANA	78-102	L	6-14	Bowie/Hopson, 15	Bowie, 11	Blaylock, 4	7810
Dec. 16	L.A. LAKERS	92-99	L	6-15	Bowie, 21	Bowie, 17	Blaylock, 5	20049
Dec. 19	@ Miami	100-98	W	7-15	Hopson, 20	Bowie, 6	Morris/Conner, 5	15008
Dec. 20	DALLAS	78-84	L	7-16	Hopson, 17	Hinson, 9	Hinson, 4	7010
Dec. 22	DETROIT	90-96	L	7-17	Hopson, 19	Morris, 16	Morris, 5	11053
Dec. 23	@ New York	85-94	L	7-18	Hinson/Morris, 22	Carroll, 10	Conner, 6	17047
Dec. 26	WASHINGTON	101-94	W	8-18	Hinson, 31	Hinson, 11	Conner, 4	7510
Dec. 28	NEW YORK	104-106	L	8-19	Hopson, 21	Hinson, 12	Blaylock, 6	20049
Dec. 30	@ Detroit	106-117	L	8-20	Hinson, 21	Hinson, 7	Conner, 5	21454
Jan. 2	@ Washington	96-110	L	8-21	Short, 18	Shackleford, 12	Blaylock, 7	5726
Jan. 3	MILWAUKEE	96-110	L	8-22	Bowie, 21	Bowie, 18	Blaylock, 6	6890
Jan. 6	@ Atlanta	96-105	L	8-23	Morris, 19	Morris, 10	Blaylock, 7	13333
Jan. 7	ATLANTA	98-93	W	9-23	Hinson, 20	Bowie, 9	Hopson/Blaylock/Conner, 4	11101
Jan. 9	BOSTON	87-78	W	10-23	Bowie, 19	Bowie, 12	Conner, 3	16039
Jan. 11	CHARLOTTE	109-101	W	11-23	Short, 29	Bowie, 13	Morris, 5	7941
Jan. 13	@ Cleveland	96-98	L	11-24	Short, 22	Hinson, 10	Conner, 9	17138
Jan. 14	PORTLAND	90-99	L	11-25	Short, 24	Carroll, 7	Conner, 6	11492
Jan. 17	WASHINGTON	115-106	W	12-25	Bowie, 22	Bowie, 14	Blaylock, 6	7781
Jan. 19	@ Orlando	105-120	L	12-26	Carroll, 22	Carroll, 11	Conner, 6	15077
Jan. 20	@ Philadelphia	98-108	L	12-27	Short, 24	Carroll, 9	Blaylock, 9	11923
Jan. 25	ORLANDO	112-117	L	12-28	Shackleford, 22	Bowie, 12	Conner, 6	8356
Jan. 27	@ Chicago	107-110	L	12-29	Morris, 29	Bowie, 17	Conner, 8	18676
Jan. 29	@ Dallas	88-108	L	12-30	Bowie, 13	Bowie, 13	Blaylock, 5	16151
Jan. 30	@ Phoenix	95-120	L	12-31	Bowie, 16	Bowie, 8	Blaylock, 5	13291
Feb. 1	@ Denver	112-123	L	12-32	Blaylock, 24	Bowie, 17	Blaylock, 4	6880
Feb. 2	@ Golden State	109-128	L	12-33	Short, 21	Bowie, 14	Blaylock, 7	15025
Feb. 4	@ L.A. Lakers	105-121	L	12-34	Hopson, 25	Shackleford, 9	Conner, 7	17505
Feb. 7	UTAH	101-108	L	12-35	Bowie, 23	Bowie, 16	Conner, 6	11489
Feb. 14	@ Philadelphia	112-122	L	12-36	Hopson, 21	Haley, 10	Conner/Wood, 7	8322
Feb. 15	SEATTLE	92-103	L	12-37	Short, 25	Bowie, 13	Conner, 6	9304
Feb. 17	DENVER	117-126	L	12-38	Short, 29	Bowie, 15	Conner, 6	11233
Feb. 20	@ Milwaukee	102-110	L	12-39	Shackleford, 23	Shackleford, 26	Conner, 6	14065
Feb. 21	MINNESOTA	95-93	W	13-39	Short, 25	Bowie, 15	Bowie/Conner, 4	8219
Feb. 23	HOUSTON	115-125	L	13-40	Short, 22	Haley, 15	Wood, 9	14437
Feb. 25	CHICAGO	106-107 (OT)	L	13-41	Bowie, 22	Bowie, 13	Conner, 9	20049
Feb. 27	@ Indiana	113-118	L	13-42	Gervin, 25	Bowie, 13	Myers, 4	8872
Mar. 2	@ Chicago	91-112	L	13-43	Bowie/Hopson, 18	Bowie/Dudley, 11	Morris/Conner, 4	18077
Mar. 3	ATLANTA	114-109	W	14-43	Bowie, 25	Bowie, 12	Conner, 10	19392
Mar. 5	SACRAMENTO	128-111	W	15-43	Morris, 22	Dudley, 15	Myers, 8	7860
Mar. 7	L.A. CLIPPERS	115-119	L	15-44	Short, 25	Bowie, 11	Conner, 8	7985
Mar. 9	DETROIT	95-99	L	15-45	Hopson, 21	Shackleford, 24	Conner, 6	18702
Mar. 10	@ New York	91-110	L	15-46	Gervin, 24	Haley, 11	Shackleford/Myers, 5	18212
Mar. 12	MILWAUKEE	104-109	L	15-47	Bowie, 29	Bowie, 13	Conner, 6	7146
Mar. 16	@ Philadelphia	110-119	L	15-48	Conner/Haley, 17	Bowie, 9	Conner, 9	13896
Mar. 18	@ Boston	106-122	L	15-49	Hopson, 19	Dudley, 11	Myers, 6	14890
Mar. 19	PHILADELPHIA	94-108	L	15-50	Morris, 19	Gervin, 11	Conner, 5	12601
Mar. 21	@ Washington	106-136	L	15-51	Hopson/Short/Gervin, 18	Bowie/Shackleford, 9	Conner, 8	5843
Mar. 23	@ Indiana	109-125	L	15-52	Bowie, 27	Haley, 8	Myers, 5	10939
Mar. 24	@ Cleveland	108-115	L	15-53	Hopson, 29	Bowie, 9	Short/Myers, 9	19226
Mar. 26	@ Charlotte	83-97	L	15-54	Short, 23	Bowie, 10	Conner, 4	23901
Mar. 28	NEW YORK	106-101	W	16-54	Morris, 24	Morris, 15	Conner/Myers, 6	18438
Mar. 30	PHOENIX	119-126	L	16-55	Morris, 33	Conner, 10	Conner, 8	13328
Apr. 1	WASHINGTON	97-105	L	16-56	Bowie, 26	Bowie, 14	Short/Conner/Morris/Wood, 3	10199
Apr. 4	@ Boston	106-125	L	16-57	Bowie, 25	Haley, 15	Myers, 9	14890
Apr. 6	GOLDEN STATE	117-123	L	16-58	Bowie, 29	Bowie, 20	Myers, 5	14233
Apr. 8	MIAMI	102-101	W	17-58	Morris, 23	Morris/Bowie, 11	Wood, 3	7821
Apr. 10	BOSTON	96-112	L	17-59	Hopson, 18	Bowie, 9	Myers, 4	17515
Apr. 11	@ Detroit	93-98	L	17-60	Morris/Short, 19	Dudley, 11	Short/Conner, 7	21454
Apr. 14	INDIANA	113-124	L	17-61	Morris, 27	Dudley, 12	Conner, 6	9236
Apr. 17	@ Atlanta	95-118	L	17-62	Hopson, 20	Morris/Short, 7	Conner, 9	11006
Apr. 18	CLEVELAND	93-100	L	17-63	Morris, 25	Dudley, 19	Conner, 6	11985
Apr. 21	@ Milwaukee	95-96	L	17-64	Short, 24	Dudley, 13	Conner/Blaylock, 4	16121
Apr. 22	ORLANDO	102-110	L	17-65	Short, 23	Dudley, 20	Conner, 5	12248



# 2015-16 BROOKLYN NETS MEDIA GUIDE

## Year-by-Year Recaps: 1990-91

**Derrick Coleman wins Rookie-of-the-Year honors; Bill Fitch records career victory number 800; Drazen Petrovic and Terry Mills acquired via trade**

Final Record: 26-56 (.317)

Head Coach: Bill Fitch

The Nets finish the season with five rookies on the roster, including Rookie-of-the-Year Derrick Coleman. Coleman, chosen first overall in the 1990 draft, leads the Nets with 10.3 rebounds per game and is second in scoring with an 18.4 average. Reggie Theus, acquired from Orlando prior to the 1990 draft, leads the team in scoring at 18.6 ppg and moves into the 22nd spot on the league's all-time scoring list. Bill Fitch records win number 800 versus Washington on March 16, becoming the fourth winningest coach in league history. The Nets lead the league in blocked shots with 600 while averaging 102.9 ppg and 45.7 rpg.

### 1990-91 Roster

33	Greg Anderson	F	6'10"	230	06/22/1964	Houston
10	Mookie Blaylock	G	6'1"	185	03/20/1967	Oklahoma
31	Sam Bowie	C	7'1"	260	03/17/1961	Kentucky
21	Stanley Brundy	F	6'6"	210	11/13/1964	DePaul
35	Jud Buechler	F	6'6"	220	06/19/1968	Arizona
44	Derrick Coleman	F	6'10"	245	06/21/1967	Syracuse
15	Lester Connor	G	6'4"	185	06/17/1959	Oregon St.
22	Chris Dudley	C	6'11"	235	02/22/1965	Yale
12	Tate George	G	6'5"	220	05/29/1968	Connecticut
30	Derrick Gervin	G/F	6'8"	205	03/28/1963	Texas-San Antonio
54	Jack Haley	F/C	6'10"	240	01/27/1964	UCLA
23	Roy Hinson	F	6'9"	215	05/02/1961	Rutgers
20	Kurk Lee	G	6'3"	190	06/03/1967	Townson St.
5	Terry Mills	F	6'10"	250	12/21/1967	Michigan
34	Chris Morris	F	6'8"	220	01/20/1966	Auburn
3	Drazen Petrovic	G	6'5"	200	10/22/1964	Zagreb (Croatia)
24	Reggie Theus	G	6'6"	205	10/13/1957	UNLV



### Final 1990-1991 Statistics (26-56) NEW JERSEY NETS

PLAYER	G-GS	MIN	FG-FGA	PCT	3FG-FGA	PCT	FT-FTA	PCT	OFF	DEF	TOT	AST	PF-DQ	STL	TO	BLK	PTS	AVG	HI
Theus	81-81	2955	583-1247	.468	52-144	.361	292-343	.851	69	160	229	378	231-0	85	252	35	1510	18.6	36
Coleman	74-68	2602	514-1100	.467	13-38	.342	323-442	.731	269	490	759	163	217-3	71	217	99	1364	18.4	42
Blaylock	72-70	2585	432-1039	.416	14-91	.154	139-176	.790	67	182	249	441	180-0	169	207	40	1017	14.1	27
Morris	79-68	2553	409-962	.425	45-179	.251	179-244	.734	210	311	521	220	248-5	138	167	96	1042	13.2	32
Bowie	62-51	1916	314-723	.434	4-22	.182	169-231	.732	176	304	480	147	175-4	43	141	90	801	12.9	38
Petrovic (TOT)	61-0	1015	243-493	.493	23-65	.354	114-137	.832	51	59	110	86	132-0	43	81	1	623	10.2	27
Petrovic (NJ)	43-0	882	211-422	.500	22-59	.373	99-115	.861	41	51	92	66	111-0	37	69	1	543	12.6	27
Anderson	1-0	18	4-4	1.000	0-0	.000	0-0	.000	4	2	6	1	4-0	2	1	0	8	8.0	8
Gervin	56-4	743	164-394	.416	7-28	.250	90-114	.789	40	70	110	30	88-0	19	45	19	425	7.6	34
Dudley	61-25	1560	170-417	.408	0-0	.000	94-176	.534	229	282	511	37	217-6	39	80	153	434	7.1	20
Mills (TOT)	55-2	819	134-288	.465	0-4	.000	47-66	.712	82	147	229	33	100-0	35	43	29	315	5.7	20
Mills (NJ)	38-2	540	78-168	.464	0-2	.000	31-44	.705	51	90	141	17	56-0	19	25	20	187	4.9	20
Haley	78-18	1178	161-343	.469	0-0	.000	112-181	.619	140	216	356	31	199-0	20	63	21	434	5.6	18
Hinson	9-0	91	20-39	.513	0-0	.000	1-3	.333	6	13	19	4	14-0	0	6	3	41	4.6	12
Conner	35-2	489	58-111	.523	0-2	.000	29-42	.690	11	46	57	58	38-0	37	27	1	145	4.1	13
George	56-11	594	80-193	.415	0-2	.000	32-40	.800	19	28	47	104	58-0	25	42	5	192	3.4	18
Buechler	74-10	859	94-226	.416	1-4	.250	43-66	.652	61	80	141	51	79-0	33	26	15	232	3.1	12
Anderson (NJ)	27-0	265	31-77	.403	0-1	.000	16-28	.571	30	51	81	4	33-0	10	23	9	78	2.9	12
Lee	48-0	265	19-71	.268	315	.200	25-28	.893	7	23	30	34	39-0	11	20	2	66	1.4	8
NETS	82	19830	3311-7459	.444	161-586	.275	1658-2245	.739	1400	2348	3748	1782	1954-18	748	1423	600	8441	102.9	140
OPPONENTS	82	19830	3374-7206	.468	136-442	.308	1927-2493	.773	1287	2527	3814	1737	1896-18	831	1452	540	8811	107.5	134



# 2015-16 BROOKLYN NETS MEDIA GUIDE

## 1990-1991 SEASON RESULTS

DATE	OPPONENTS	SCORE	W/L	REC	SCORING	REBOUNDS	ASSISTS	ATTEN.
Nov. 2	@ Indiana	81-100	L	0-1	Haley/Coleman, 11	Coleman, 12	Blaylock, 4	13004
Nov. 3	@ Philadelphia	110-112	L	0-2	Theus, 36	Bowie/Coleman, 9	Theus, 9	15678
Nov. 6	@ Charlotte	105-113	L	0-3	Theus, 26	Coleman, 14	Blaylock, 13	23901
Nov. 8	MIAMI	114-103	W	1-3	Theus, 24	Coleman, 10	Theus, 6	12138
Nov. 10	BOSTON	91-105	L	1-4	Theus, 22	Dudley, 14	5 Players w/2	16101
Nov. 12	WASHINGTON	92-97	L	1-5	Blaylock, 19	Coleman, 12	Blaylock, 5	6103
Nov. 14	MILWAUKEE	112-95	W	2-5	Coleman, 20	Bowie, 14	Blaylock, 10	6424
Nov. 16	DETROIT	96-105	L	2-6	Bowie, 20	Bowie, 21	Blaylock, 4	14424
Nov. 17	@ Milwaukee	99-111	L	2-7	Bowie, 16	Bowie, 12	Blaylock/Buechler/Conner, 3	14276
Nov. 20	@ Seattle	88-105	L	2-8	Theus, 29	Coleman, 13	Morris, 5	10466
Nov. 21	@ L.A. Clippers	90-99	L	2-9	Theus, 26	Coleman, 11	Blaylock/Bowie, 5	10335
Nov. 23	@ Phoenix	116-114	W	3-9	Blaylock, 26	Coleman, 8	Theus, 11	14487
Nov. 24	@ Golden State	117-113	W	4-9	Theus, 28	Morris, 12	Conner, 12	15024
Nov. 27	PHILADELPHIA	98-92	W	5-9	Coleman, 28	Coleman, 23	Blaylock, 7	11121
Nov. 28	@ Miami	79-97	L	5-10	Coleman, 14	Coleman, 12	Theus, 4	15008
Dec. 1	ORLANDO	111-92	W	6-10	Theus, 20	Coleman, 14	Theus, 8	10381
Dec. 4	SEATTLE	106-102	W	7-10	Theus, 29	Bowie, 12	Blaylock, 10	7291
Dec. 7	PHOENIX	110-129	L	7-11	Bowie, 28	Dudley, 11	Blaylock, 11	11019
Dec. 10	CHARLOTTE	121-115	W	8-11	Theus, 26	Haley, 18	Blaylock/Theus, 5	6012
Dec. 13	@ Atlanta	97-106	L	8-12	Blaylock, 22	Bowie, 16	Blaylock, 6	9107
Dec. 15	NEW YORK	104-125	L	8-13	Theus, 36	Gervin, 7	Blaylock, 8	17115
Dec. 17	UTAH	98-100	L	8-14	Morris, 19	Bowie, 10	Blaylock, 4	9386
Dec. 19	L.A. CLIPPERS	118-105	W	9-14	Gervin, 27	Coleman, 17	Blaylock/Theus, 5	7092
Dec. 21	CLEVELAND	111-103	W	10-14	Theus, 22	Coleman/Morris, 8	Blaylock/Theus, 7	7232
Dec. 22	@ New York	93-106	L	10-15	Coleman, 30	Coleman, 16	Theus, 4	15237
Dec. 26	ATLANTA	111-113	L	10-16	Gervin, 34	Dudley, 13	Bowie/Theus, 4	11455
Dec. 28	HOUSTON	99-101	L	10-17	Blaylock/Theus, 17	Dudley, 21	Blaylock, 10	12328
Dec. 29	@ Indiana	105-114	L	10-18	Bowie, 28	Dudley, 10	Bowie, 7	10860
Jan. 4	SAN ANTONIO	89-93	L	10-19	Coleman, 21	Coleman, 16	Theus, 7	16044
Jan. 5	@ Detroit	83-99	L	10-20	Coleman, 15	Coleman, 9	Blaylock, 13	21454
Jan. 7	DALLAS	87-88 (OT)	L	10-21	Bowie, 27	Bowie, 14	Morris/Coleman/Blaylock, 3	9055
Jan. 8	@ Chicago	102-111	L	10-22	Coleman/Bowie, 15	Coleman, 11	Blaylock, 10	18169
Jan. 12	@ Philadelphia	99-109	L	10-23	Theus, 27	Coleman, 13	Blaylock, 10	15911
Jan. 13	PORTLAND	103-116	L	10-24	Blaylock, 23	Blaylock/Dudley, 7	Blaylock, 12	12169
Jan. 15	GOLDEN STATE	111-112 (L)	L	10-25	Coleman, 29	Coleman, 18	Blaylock, 11	9288
Jan. 18	@ Boston	111-106	W	11-25	Blaylock, 26	Coleman, 13	Theus, 7	14890
Jan. 19	@ Atlanta	84-114	L	11-26	Morris, 20	Haley, 9	Blaylock, 10	15758
Jan. 22	@ Charlotte	92-90	W	12-26	Coleman, 27	Dudley, 16	Theus, 10	23901
Jan. 23	CHICAGO	99-95	W	13-26	Theus, 25	Dudley, 15	Blaylock, 9	18330
Jan. 25	L.A. LAKERS	103-108	L	13-27	Theus, 25	Dudley, 12	George, 9	19087
Jan. 26	@ Miami	127-105	W	14-27	Theus, 35	Dudley, 9	Blaylock, 10	15008
Jan. 28	@ Sacramento	83-101	L	14-28	Theus, 18	Dudley, 9	Blaylock, 5	17014
Jan. 29	@ L.A. Lakers	89-110	L	14-29	Theus, 14	Dudley, 13	Theus/Coleman, 4	16598
Jan. 31	@ Denver	119-123	L	14-30	Theus, 28	Coleman, 16	Theus, 7	9087
Feb. 2	@ Utah	103-111	L	14-31	Theus, 26	Dudley, 11	Morris, 10	12616
Feb. 4	@ Portland	102-117	L	14-32	Morris, 25	Dudley, 16	Theus, 7	12884
Feb. 6	MIAMI	119-134	L	14-33	Coleman, 29	Coleman, 13	George/Petrovic, 4	8944
Feb. 7	@ Washington	117-124	L	14-34	Theus, 33	Morris, 13	Theus, 5	6926
Feb. 13	ATLANTA	140-106	W	15-34	Morris, 32	Dudley, 17	Blaylock, 8	10583
Feb. 15	DENVER	138-110	W	16-34	Coleman, 42	Coleman, 14	Blaylock, 9	11335
Feb. 16	@ Chicago	87-99	L	16-35	Coleman/Petrovic, 17	Dudley, 11	Blaylock, 5	18676
Feb. 19	SACRAMENTO	97-83	W	17-35	Coleman, 27	Morris, 18	Blaylock, 5	7583
Feb. 22	@ Boston	99-111	L	17-36	Coleman, 29	Coleman, 14	Blaylock/Theus, 6	15239
Feb. 23	PHILADELPHIA	90-103	L	17-37	Coleman, 18	Coleman, 12	Theus, 5	18502
Feb. 26	INDIANA	129-104	W	18-37	Coleman, 21	Coleman, 13	Coleman/Blaylock, 7	7755
Feb. 28	MILWAUKEE	98-93	W	19-37	Petrovic, 22	Coleman/Dudley, 11	Blaylock, 8	8870
Mar. 2	NEW YORK	105-115	L	19-38	Coleman, 21	Dudley, 17	Theus, 10	17070
Mar. 4	@ Dallas	100-102	L	19-39	Coleman, 24	Coleman, 12	Blaylock, 7	15770
Mar. 5	@ Houston	100-112	L	19-40	Blaylock, 22	Coleman, 14	Coleman/Morris, 6	15051
Mar. 7	@ San Antonio	99-111	L	19-41	Theus, 28	Buechler, 7	Morris, 5	15908
Mar. 10	@ Miami	88-101	L	19-42	Theus, 22	Bowie, 8	Blaylock/Theus, 4	15008
Mar. 11	@ New York	85-90	L	19-43	Bowie, 24	Coleman, 12	Coleman/Blaylock, 6	15389
Mar. 14	DETROIT	118-110	W	20-43	Theus, 25	Coleman, 10	Theus, 6	14325
Mar. 16	WASHINGTON	110-86	W	21-43	Coleman, 22	Coleman/Haley, 11	Blaylock, 7	13106
Mar. 17	CHARLOTTE	108-121	L	21-44	Bowie, 21	Coleman, 13	Blaylock, 9	9015
Mar. 20	MINNESOTA	118-111	W	22-44	Bowie, 38	Bowie, 20	Theus, 7	8209
Mar. 22	@ Detroit	93-109	L	22-45	Morris, 17	Bowie, 10	Theus, 4	21454
Mar. 23	@ Cleveland	82-108	L	22-46	Coleman, 15	Bowie, 11	Blaylock, 7	16725
Mar. 25	@ Washington	106-113	L	22-47	Bowie, 25	Coleman, 12	Theus, 9	5979
Mar. 26	PHILADELPHIA	98-95 (OT)	W	23-47	Blaylock, 25	Coleman, 13	Morris, 5	12136
Mar. 28	CHICAGO	94-128	L	23-48	Morris, 23	Coleman/Morris, 8	Blaylock, 6	20049
Mar. 30	NEW YORK	117-130	L	23-49	Mills, 20	Haley, 10	Blaylock, 7	15090
Apr. 2	BOSTON	77-94	L	23-50	Coleman, 19	Bowie, 12	Bowie/Blaylock, 4	20049
Apr. 4	@ Boston	104-123	L	23-51	Bowie, 28	Morris, 12	George, 10	14890
Apr. 6	@ Milwaukee	114-133	L	23-52	Theus, 36	Bowie, 9	Theus, 10	17238
Apr. 9	@ Minnesota	89-109	L	23-53	Bowie, 17	Morris/Bowie, 10	Theus, 10	19006
Apr. 12	CLEVELAND	104-103	W	24-53	Coleman, 26	Coleman, 13	Theus, 8	12431
Apr. 13	@ Cleveland	98-102	L	24-54	Coleman, 23	Haley, 13	George, 9	14507
Apr. 16	INDIANA	126-132	L	24-55	Theus, 20	Coleman/Haley, 10	Theus, 7	11853
Apr. 18	@ Washington	108-103	W	25-55	Coleman, 29	Coleman/Haley, 11	Blaylock, 8	5191
Apr. 20	MIAMI	118-103	W	26-55	Blaylock, 27	Coleman, 13	Petrovic, 7	13415
Apr. 21	@ Orlando	110-120	L	26-56	Coleman, 29	Morris, 14	Morris, 10	15077



# 2015-16 BROOKLYN NETS MEDIA GUIDE

## Year-by-Year Recaps: 1991-92

**Nets make playoffs for first time since '86; Kenny Anderson selected with the second overall pick in the 1991 Draft; Bill Fitch resigns May 12**

Final Record: 40-42 (.488)

Head Coach: Bill Fitch

The Nets Number One draft pick Kenny Anderson does not join the club until the fourth game of the season as the team struggles to a 2-11 start. The Nets are 7-18 in late December when they begin to turn things around, finishing with a 33-24 mark the rest of the year. The Nets are 21-14 (.600) after the All-Star break. Drazen Petrovic finishes second in the league in three-point shooting at 44.4% (123-277). He also leads the team in scoring at 20.6 ppg. Derrick Coleman averages 9.5 rpg and is second on the club in scoring at 19.8 ppg. The Nets reach the playoffs for the first time since 1986, finishing the year as the sixth seed in the Eastern Conference. Cleveland defeats the Nets in four games in the first round. The Nets post their playoff win at home in front of a Meadowlands crowd of 15,258. Petrovic leads the club in playoff scoring at 24.3 ppg while Coleman adds 22.3 ppg.

### 1991-92 Roster

21	Rafael Addison	F	6'7"	225	07/22/1964	Syracuse
7	Kenny Anderson	G	6'1"	170	10/09/1970	Georgia Tech
10	Mookie Blaylock	G	6'1"	185	03/20/1967	Oklahoma
31	Sam Bowie	C	7'1"	260	03/17/1961	Kentucky
35	Jud Buechler	F	6'6"	220	06/19/1968	Arizona
44	Derrick Coleman	F	6'10"	245	06/21/1967	Syracuse
22	Chris Dudley	C	6'11"	235	02/22/1965	Yale
54	Dave Feitl	C	6'11"	240	06/08/1968	Texas-El Paso
12	Tate George	G	6'5"	220	05/29/1968	Connecticut
23	Roy Hinson	F	6'9"	215	05/02/1961	Rutgers
20	Doug Lee	G	6'6"	200	10/24/1964	Purdue
5	Terry Mills	F	6'10"	250	12/21/1967	Michigan
34	Chris Morris	F	6'8"	220	01/20/1966	Auburn
3	Drazen Petrovic	G	6'5"	200	10/22/1964	Zagreb (Croatia)



### Final 1991-1992 Statistics (40-42) NEW JERSEY NETS

PLAYER	G-GS	MIN	FG-FGA	PCT	3FG-FGA	PCT	FT-FTA	PCT	OFF	DEF	TOT	AST	PF-DQ	STL	TO	BLK	PTS	AVG	HI
Petrovic	82-82	3027	668-1315	.508	123-277	.444	232-287	.800	97	161	258	252	248-3	105	215	11.0	1691	20.6	39
Coleman	65-58	2207	483-958	.504	23-76	.303	300-393	.800	203	415	618	205	168-2	54	248	98.0	1289	19.8	38
Bowie	71-61	2179	421-947	.445	8-25	.320	212-280	.800	203	375	578	186	212-2	41	150	120.0	1062	15.0	34
Blaylock	72-67	2548	429-993	.432	12-54	.222	126-177	.700	101	168	269	492	182-1	170	152	40.0	996	13.8	27
Morris	77-74	2394	346-726	.477	22-110	.200	165-231	.700	199	295	494	197	211-2	129	171	81.0	879	11.4	22
Mills	82-24	1714	310-670	.463	8-23	.348	114-152	.800	187	266	453	84	200-3	48	82	41.0	742	9.0	25
Anderson	64-13	1086	187-480	.390	3-13	.231	73-98	.700	38	89	127	203	68-0	67	97	9.0	450	7.0	18
George	70-2	1037	165-386	.427	1-6	.167	87-106	.800	36	69	105	162	98-0	41	82	3.0	418	6.0	22
Addison	76-8	1175	187-432	.433	14-49	.286	56-76	.700	65	100	165	68	109-1	28	46	28.0	444	5.8	19
Dudley	82-21	1902	190-472	.403	0-0	.000	80-171	.500	343	396	739	58	275-5	38	79	179.0	460	5.6	16
Buechler	2-0	29	4-8	.500	0-0	.000	0-0	.000	2	0	2	2	2-0	2	1	1.0	8	4.0	6
Lee	46-0	307	50-116	.431	10-37	.270	10-19	.500	17	18	35	22	39-0	11	12	1.0	120	2.6	9
Feitl	34-0	175	33-77	.429	0-0	.000	16-19	.800	21	40	61	6	22-0	2	19	3.0	82	2.4	8
NETS	82	19780	3473-7580	.458	224-670	.334	1471-2009	.700	1512	2392	3904	1937	1834-19	736	1392	615.0	8641	105.4	148
OPPONENTS	82	19780	3422-7175	.477	161-508	.317	1775-2318	.800	1215	2355	3570	1789	1722-10	806	1344	484.0	8780	107.1	153





# 2015-16 BROOKLYN NETS MEDIA GUIDE

## 1991-1992 SEASON RESULTS

DATE	OPPONENTS	SCORE	W/L	REC	SCORING	REBOUNDS	ASSISTS	ATTEN.
Nov. 2	@ Charlotte	116-108	W	1-0	Bowie, 27	Bowie, 12	Blaylock, 9	23698
Nov. 6	@ Philadelphia	105-107	L	1-1	Coleman, 29	Coleman, 13	Blaylock, 9	10166
Nov. 7	MIAMI	89-111	L	1-2	Bowie, 20	Coleman, 12	Petrovic, 8	11643
Nov. 9	DETROIT	100-110	L	1-3	Coleman, 25	Coleman, 12	Blaylock, 7	14591
Nov. 12	@ New York	96-98	L	1-4	Coleman, 17	Coleman, 11	Blaylock, 7	14556
Nov. 13	UTAH	92-98	L	1-5	Blaylock, 21	Bowie, 15	Anderson, 6	8828
Nov. 15	WASHINGTON	111-116 (OT)	L	1-6	Blaylock, 21	Mills, 14	Blaylock, 8	10301
Nov. 16	@ Orlando	100-102	L	1-7	Bowie, 24	Bowie, 9	Anderson, 5	15151
Nov. 19	SACRAMENTO	122-118	W	2-7	Bowie, 27	Dudley, 8	Blaylock, 9	6612
Nov. 21	@ Cleveland	112-116	L	2-8	Petrovic, 24	Morris, 8	Blaylock, 8	10181
Nov. 23	BOSTON	107-125	L	2-9	Bowie, 17	Dudley/Bowie, 7	George, 4	18155
Nov. 26	@ Houston	109-118	L	2-10	Petrovic, 33	Dudley, 12	Anderson, 7	14006
Nov. 27	@ San Antonio	100-106	L	2-11	Petrovic, 32	Bowie, 10	Blaylock, 6	16057
Nov. 29	@ Dallas	97-91	W	3-11	Petrovic, 24	Morris, 11	Anderson, 5	16121
Nov. 30	@ Denver	97-107	L	3-12	Bowie, 19	Dudley, 9	Anderson, 5	9597
Dec. 3	PHILADELPHIA	88-86	W	4-12	Petrovic, 19	Dudley, 13	Blaylock/Anderson, 5	11136
Dec. 5	@ Milwaukee	109-101	W	5-12	Petrovic, 23	5 Players w/8	Blaylock, 13	13884
Dec. 6	L.A. LAKERS	89-98	L	5-13	Bowie, 18	Bowie, 11	Anderson, 4	16384
Dec. 10	NEW YORK	88-114	L	5-14	Petrovic, 22	Coleman, 8	Blaylock, 3	15319
Dec. 12	DENVER	121-81	W	6-14	Petrovic, 18	Dudley, 14	Blaylock, 5	7520
Dec. 14	CHARLOTTE	102-109	L	6-15	Coleman, 21	Morris, 11	Blaylock, 7	8602
Dec. 17	@ New York	94-102	L	6-16	Petrovic, 19	Bowie, 14	Blaylock, 8	13623
Dec. 18	CLEVELAND	102-93	W	7-16	Coleman, 22	Bowie, 15	Blaylock, 6	6211
Dec. 20	CHICAGO	98-115	L	7-17	Blaylock, 18	Bowie, 16	Blaylock/Coleman, 4	20049
Dec. 21	@ Indiana	109-118 (OT)	L	7-18	Bowie, 24	Bowie, 11	Blaylock, 11	9647
Dec. 23	ATLANTA	105-93	W	8-18	Coleman, 27	Coleman, 11	Coleman/Blaylock, 4	7778
Dec. 26	HOUSTON	99-93	W	9-18	Bowie, 34	Bowie, 15	Coleman, 6	11606
Dec. 27	@ Charlotte	136-120	W	10-18	Petrovic, 32	Coleman, 12	Coleman, 11	23698
Dec. 30	ORLANDO	122-112	W	11-18	Coleman/Bowie, 24	Dudley, 11	Blaylock, 13	9542
Jan. 3	WASHINGTON	108-112	L	11-19	Bowie, 30	Coleman, 14	Coleman, 8	8733
Jan. 4	@ Chicago	96-140	L	11-20	Bowie, 20	Dudley, 11	Morris/Blaylock, 4	18676
Jan. 6	L.A. CLIPPERS	105-90	W	12-20	Blaylock, 20	Mills, 12	Bowie/Blaylock, 6	7167
Jan. 8	MINNESOTA	103-97	W	13-20	Bowie/Petrovic, 24	Dudley, 11	Morris, 8	7113
Jan. 10	MILWAUKEE	104-97	W	14-20	Petrovic, 25	Mills, 11	Blaylock, 8	9230
Jan. 11	@ Detroit	88-90	L	14-21	Bowie, 21	Mills, 17	Morris, 8	21454
Jan. 14	DALLAS	97-88	W	15-21	Coleman, 20	Bowie/Dudley, 9	Blaylock, 10	7165
Jan. 15	@ Boston	130-120	W	16-21	Coleman, 35	Bowie, 14	Petrovic/George, 5	14890
Jan. 18	@ Minnesota	112-100	W	17-21	Petrovic, 30	Coleman, 10	Blaylock, 14	19006
Jan. 22	PHOENIX	106-104	W	18-21	Coleman, 28	Bowie/Blaylock, 12	Blaylock, 9	11798
Jan. 24	MIAMI	123-117	W	19-21	Coleman, 38	Dudley, 9	Blaylock, 9	11415
Jan. 25	@ Philadelphia	94-115	L	19-22	Bowie, 21	Dudley, 12	Blaylock, 7	18168
Jan. 28	@ Sacramento	118-124	L	19-23	Coleman, 33	Coleman, 14	Anderson, 4	17014
Jan. 29	@ Phoenix	95-128	L	19-24	Petrovic, 17	Addison/Dudley, 6	Blaylock, 4	14496
Jan. 31	@ Portland	108-113	L	19-25	Petrovic, 21	Coleman, 12	Blaylock, 10	12888
Feb. 1	@ L.A. Clippers	88-99	L	19-26	Petrovic, 19	Dudley, 18	Anderson, 5	11955
Feb. 5	SEATTLE	85-95	L	19-27	Coleman, 25	Coleman, 20	Petrovic, 6	9328
Feb. 6	@ Washington	108-124	L	19-28	Coleman, 18	Dudley, 11	Anderson, 7	6412
Feb. 11	@ Chicago	113-133	L	19-29	Petrovic, 23	Coleman, 10	Coleman/Anderson, 6	18233
Feb. 12	@ Philadelphia	102-87	W	20-29	Bowie/George, 22	Bowie, 13	George, 9	10895
Feb. 14	PHILADELPHIA	107-99	W	21-29	Coleman, 32	Coleman, 12	Anderson, 5	16379
Feb. 15	@ Cleveland	92-128	L	21-30	Mills, 16	Dudley, 11	Anderson, 12	19624
Feb. 19	DETROIT	106-102	W	22-30	Petrovic, 25	Morris/Coleman, 13	George, 6	13558
Feb. 21	INDIANA	105-101	W	23-30	Bowie, 21	Coleman, 15	Anderson, 7	14025
Feb. 22	@ Atlanta	107-119	L	23-31	Petrovic, 28	Morris, 8	George, 8	13991
Feb. 25	BOSTON	109-95	W	24-31	Petrovic, 26	Dudley, 19	Anderson, 6	16388
Feb. 27	PORTLAND	98-96	W	25-31	Petrovic, 17	Mills, 19	Petrovic, 5	12169
Feb. 29	@ Detroit	99-90	W	26-31	Mills, 25	Morris, 14	Anderson/Blaylock, 5	21454
Mar. 1	NEW YORK	90-75	W	27-31	Petrovic, 13	Dudley, 18	Morris/Blaylock, 4	21049
Mar. 4	@ L.A. Lakers	92-101	L	27-32	Morris, 17	Morris, 9	Morris/Bowie, 6	17215
Mar. 6	@ Utah	96-117	L	27-33	Coleman, 18	Coleman, 10	Blaylock, 7	19911
Mar. 7	@ Seattle	98-109	L	27-34	Petrovic, 31	Dudley, 17	Bowie, 8	13419
Mar. 10	@ Golden State	122-129	L	27-35	Petrovic, 26	Coleman/Dudley/Mills, 6	Blaylock, 12	15025
Mar. 13	@ Boston	110-108	W	28-35	Petrovic, 39	Morris, 11	Blaylock, 10	15239
Mar. 14	@ New York	96-94 (OT)	W	29-35	Coleman, 28	Dudley, 11	Blaylock, 7	19763
Mar. 17	CHICAGO	79-90	L	29-36	Petrovic, 26	Dudley, 16	Blaylock, 6	20049
Mar. 20	WASHINGTON	99-96	W	30-36	Coleman/Petrovic, 29	Dudley, 14	Blaylock, 10	11049
Mar. 22	@ Miami	100-107	L	30-37	Coleman, 32	Dudley, 12	Blaylock, 8	15008
Mar. 23	CHARLOTTE	123-120	W	31-37	Coleman, 37	Dudley, 15	Coleman, 6	10011
Mar. 25	BOSTON	110-118	L	31-38	Coleman, 34	Dudley, 15	Blaylock, 7	20049
Mar. 28	GOLDEN STATE	148-153 (OT)	L	31-39	Coleman, 35	Dudley, 13	Blaylock, 13	20049
Mar. 30	SAN ANTONIO	117-109	W	32-39	Coleman/Petrovic, 20	Dudley/Coleman, 14	Blaylock, 13	16756
Apr. 1	@ Milwaukee	121-117	W	33-39	Coleman, 33	Mills, 13	Petrovic, 6	13691
Apr. 3	MILWAUKEE	122-103	W	34-39	Petrovic 26	Dudley, 12	Blaylock, 10	12598
Apr. 5	@ Indiana	128-120	W	35-39	Petrovic 38	Coleman, 10	Blaylock, 14	11895
Apr. 7	ATLANTA	97-104	L	35-40	Blaylock/Coleman, 16	Addison, 11	Blaylock/Petrovic, 6	11010
Apr. 8	@ Washington	109-103	W	36-40	Petrovic, 25	Bowie, 12	Anderson, 7	5933
Apr. 10	CLEVELAND	110-86	W	37-40	Petrovic, 24	Dudley, 18	George, 5	15098
Apr. 11	@ Atlanta	98-118	L	37-41	Petrovic, 18	Dudley, 12	Blaylock, 10	10933
Apr. 13	@ Orlando	110-104	W	38-41	Petrovic, 29	Dudley, 11	Blaylock, 12	15151
Apr. 14	@ Miami	105-100	W	39-41	Coleman, 24	Coleman, 13	Blaylock, 5	15008
Apr. 16	INDIANA	113-119	L	39-42	Petrovic, 24	Bowie, 11	Blaylock, 12	16098
Apr. 18	ORLANDO	127-111	W	40-42	Coleman, 31	Dudley, 9	Blaylock, 15	15795



# 2015-16 BROOKLYN NETS MEDIA GUIDE

## Year-by-Year Recaps: 1992-93

**NBA and Olympic Championship Coach Chuck Daly takes over Nets; Nets battle Cleveland in five game playoff series; Drazen Petrovic killed in automobile accident**

Final Record: 43-39 (.524)

Head Coach: Chuck Daly

Chuck Daly, who guided the Pistons to two World Championships and the United States to the 1992 Olympic Gold medal, takes over the Nets and immediately makes an impression on his players. Daly has the Nets soaring with a 42-29 record in April, breathing down the necks of the first place Knicks. Starting point guard Kenny Anderson goes down with a broken wrist and the Nets stumble, finishing the season with a 1-10 fade. The Nets battle the Cavs in the playoffs, despite being without Anderson and centers Sam Bowie and Chris Dudley. Derrick Coleman nearly handles Cleveland by himself, posting monster numbers throughout the series. The Cavs win in five games. Tragedy strikes the Nets family in June, overshadowing the success of the season, when star shooting guard Drazen Petrovic is killed in an automobile accident on June 8, in Germany. Petrovic had established himself as one of the top outside marksmen in the NBA, and his death left the Nets with an enormous hole to fill, both on the court and in their hearts.

### 1992-93 Roster

21	Rafael Addison	F	6'7"	225	07/22/1964	Syracuse
7	Kenny Anderson	G	6'1"	170	10/09/1970	Georgia Tech
31	Sam Bowie	C	7'1"	260	03/17/1961	Kentucky
52	Chucky Brown	F	6'8"	215	02/29/1968	North Carolina St.
10	Maurice Cheeks	G	6'1"	180	09/08/1956	West Texas St.
44	Derrick Coleman	F	6'10"	245	06/21/1967	Syracuse
22	Chris Dudley	C	6'11"	235	02/22/1965	Yale
12	Tate George	G	6'5"	220	05/29/1968	Connecticut
42	Dave Hoppen	C	6'11"	235	03/13/1964	Nebraska
30	Bernard King	F	6'7"	205	12/04/1956	Tennessee
20	Doug Lee	G	6'6"	200	10/24/1964	Purdue
4	Rick Mahorn	F	6'10"	260	09/21/1958	Hampton
34	Chris Morris	F	6'8"	220	01/20/1966	Auburn
54	Dan O'Sullivan	C	6'10	250	02/03/1968	Fordham
3	Drazen Petrovic	G	6'5"	200	10/22/1964	Zagreb (Croatia)
20	Rumeal Robinson	G	6'2"	195	11/13/1966	Michigan
33	Dwayne Schintzius	C	7'2"	280	10/14/1968	Florida
55	Jayson Williams	F/C	6'10"	245	02/22/1968	St. John's



### Final 1992-1993 Statistics (43-39) NEW JERSEY NETS

PLAYER	G-GS	MIN	FG-FGA	PCT	3FG-FGA	PCT	FT-FTA	PCT	OFF	DEF	TOT	AST	PF-DQ	STL	TO	BLK	PTS	AVG	HI
Petrovic	70-67	2660	587-1134	.518	75-167	.449	315-362	.870	42	148	190	247	237-5	94	204	13.0	1564	22.3	44
Coleman	76-73	2759	564-1226	.460	23-99	.232	421-521	.808	247	605	852	276	210-1	92	243	126.0	1572	20.7	35
Anderson	55-55	2010	370-850	.435	7-25	.280	180-232	.776	51	175	226	449	140-1	96	153	11.0	927	16.9	31
Morris	77-57	2302	436-907	.481	17-76	.224	197-248	.794	227	227	454	106	171-2	144	119	52.0	1086	14.1	32
Bowie	79-65	2092	287-638	.450	2-6	.333	141-181	.779	158	398	556	127	226-3	32	120	128.0	717	9.1	27
Robinson	80-28	1585	270-638	.423	20-56	.357	112-195	.574	49	110	159	323	169-2	96	140	12.0	672	8.4	28
King	32-2	430	91-177	.514	2-7	.286	39-57	.684	35	41	76	18	53-0	11	21	3.0	223	7.0	24
Addison	68-15	1164	182-411	.443	7-24	.206	57-70	.814	45	87	132	53	125-0	23	64	11.0	428	6.3	21
Brown	77-20	1186	160-331	.483	0-5	.000	71-98	.724	88	144	232	51	112-0	20	56	24.0	391	5.1	19
Williams	12-2	139	21-46	.457	0-0	.000	7-18	.389	22	19	41	0	24-0	4	8	4.0	49	4.1	11
Mahorn	74-9	1077	101-214	.472	1-3	.333	88-110	.800	93	186	279	33	156-0	19	58	31.0	291	3.9	14
Cheeks	35-0	510	51-93	.548	0-2	.000	24-27	.889	5	37	42	107	35-0	33	33	2.0	126	3.6	14
Dudley	71-16	1398	94-266	.353	0-0	.000	57-110	.518	215	298	513	16	195-5	17	54	103.0	245	3.5	12
George	48-1	380	51-135	.378	0-5	.000	20-24	.833	9	18	27	59	25-0	10	31	3.0	122	2.5	11
Schintzius	5-0	35	2-7	.286	0-0	.000	3-3	1.000	2	6	8	2	4-0	2	0	2.0	7	1.4	3
O'Sullivan	3-0	10	2-3	.667	0-0	.000	0-0	.000	2	2	4	0	1-0	0	0	0.0	4	1.3	2
Hoppen	2-0	10	1-1	1.000	0-0	.000	0-2	.000	1	3	4	0	2-0	0	0	0.0	2	1.0	2
Lee	5-0	33	2-7	.286	1-3	.333	0-0	.000	0	2	2	5	7-0	0	3	1.0	5	1.0	5
NETS	82	19780	3272-7084	.462	155-488	.318	1732-2258	.767	1291	2506	3797	1872	1892-19	693	1355	526.0	8431	102.8	124
OPPONENTS	82	19780	3231-6945	.465	201-618	.325	1665-2248	.741	1102	2345	3447	1786	1881-16	780	1304	416.0	8328	101.6	132



# 2015-16 BROOKLYN NETS MEDIA GUIDE

## 1992-1993 SEASON RESULTS

DATE	OPPONENTS	SCORE	W/L	REC	SCORING	REBOUNDS	ASSISTS	ATTEN.
Nov. 6	@ Philadelphia	114-111	W	1-0	Morris/Petrovic, 27	Coleman, 16	Anderson, 8	12608
Nov. 7	@ Miami	94-106	L	1-1	Petrovic, 22	Coleman, 9	Anderson/Coleman, 7	15008
Nov. 10	@ New York	96-99	L	1-2	Coleman, 30	Coleman, 11	Anderson, 4	19763
Nov. 12	MINNESOTA	84-88	L	1-3	Petrovic, 27	Coleman, 19	Anderson, 8	14226
Nov. 14	ORLANDO	124-113	W	2-3	Morris, 32	Morris, 13	Petrovic, 9	20049
Nov. 15	WASHINGTON	111-104	W	3-3	Petrovic, 32	Coleman/Dudley, 14	Anderson, 6	9589
Nov. 17	UTAH	97-108	L	3-4	Petrovic/Anderson, 25	Coleman, 16	Anderson, 7	12646
Nov. 19	@ Atlanta	108-101	W	4-4	Coleman, 24	Coleman, 11	Anderson, 7	9905
Nov. 21	PHILADELPHIA	95-104	L	4-5	Petrovic, 29	Coleman, 14	Anderson, 7	11515
Nov. 22	GOLDEN STATE	101-114	L	4-6	Petrovic, 23	Coleman, 15	Anderson, 9	14463
Nov. 24	@ Seattle	97-103	L	4-7	Coleman, 25	Bowie, 14	Robinson, 6	9367
Nov. 25	@ L.A. Lakers	100-98	W	5-7	Petrovic, 23	Morris, 10	Anderson, 4	13860
Nov. 27	@ Utah	112-110	W	6-7	Bowie, 27	Bowie, 18	Morris/Petrovic/Robinson, 3	19911
Nov. 28	@ Sacramento	92-99	W	7-7	Petrovic, 26	Bowie/Anderson, 8	Anderson, 7	17317
Dec. 2	ATLANTA	122-115	W	8-7	Coleman, 21	Mahorn/Bowie, 11	Anderson, 8	9069
Dec. 4	SAN ANTONIO	108-103(OT)	W	9-7	Petrovic, 34	Bowie, 18	Anderson, 17	15068
Dec. 5	@ Miami	111-104	W	10-7	Petrovic, 29	Mahorn, 13	Anderson, 16	15008
Dec. 8	PHOENIX	100-105	L	10-8	Morris, 25	Morris, 12	Anderson, 7	16514
Dec. 10	L.A. CLIPPERS	111-105	W	11-8	Petrovic, 27	Morris, 16	Anderson, 12	10338
Dec. 12	@ Chicago	89-95	L	11-9	Petrovic, 25	Bowie, 17	Petrovic/Anderson, 6	18232
Dec. 15	NEW YORK	94-108	L	11-10	Petrovic, 29	Dudley, 11	Anderson, 9	20049
Dec. 17	@ Milwaukee	102-101	W	12-10	Petrovic, 22	Bowie, 10	Anderson, 6	13986
Dec. 19	@ Indiana	110-124	L	12-11	Petrovic, 32	Coleman/Morris, 8	Coleman, 6	10909
Dec. 20	SACRAMENTO	104-98	W	13-11	Anderson, 21	Coleman, 24	Anderson, 8	11023
Dec. 22	BOSTON	104-106	L	13-12	Petrovic, 24	Coleman, 14	Anderson, 13	14982
Dec. 26	@ Cleveland	119-114	W	14-12	Coleman, 30	Coleman, 13	Anderson, 10	19532
Dec. 28	CHARLOTTE	104-103	W	15-12	Morris, 26	Dudley, 12	Anderson, 11	17314
Dec. 30	@ Minnesota	118-92	W	16-12	Coleman, 23	Coleman, 12	Anderson, 9	18032
Jan. 2	@ Charlotte	117-118	L	16-13	Petrovic, 27	Coleman, 9	Anderson, 15	23698
Jan. 5	@ Orlando	102-99	W	17-13	Petrovic, 29	Coleman, 16	Anderson, 10	15151
Jan. 6	@ Philadelphia	106-132	L	17-14	Petrovic, 16	Dudley, 12	Petrovic, 5	10125
Jan. 8	@ Boston	88-102	L	17-15	Coleman, 20	Coleman/Morris, 10	Anderson/Robinson, 4	14890
Jan. 9	WASHINGTON	124-79	W	18-15	Addison, 19	Dudley, 17	Anderson, 14	13187
Jan. 13	CLEVELAND	104-98	W	19-15	Coleman, 25	Morris, 12	Anderson, 10	10202
Jan. 15	PHILADELPHIA	110-105 (OT)	W	20-15	Coleman/Anderson, 21	Bowie, 18	Coleman/Anderson, 7	12959
Jan. 16	@ Washington	109-101	W	21-15	Coleman, 27	Coleman, 11	Anderson, 7	12346
Jan. 18	INDIANA	100-97	W	22-15	Coleman, 25	Coleman, 12	Morris/Anderson, 7	10335
Jan. 21	CHICAGO	94-107	L	22-16	Coleman/Anderson, 22	Coleman, 12	Anderson, 12	20049
Jan. 22	@ Atlanta	91-102	L	22-17	Coleman, 22	Brown, 6	Anderson, 7	9419
Jan. 24	HOUSTON	100-83	W	23-17	Petrovic, 44	Coleman, 14	Anderson, 9	13136
Jan. 26	L.A. LAKERS	106-91	W	24-17	Anderson, 28	Coleman, 17	Anderson, 6	16467
Jan. 28	@ Denver	100-110	L	24-18	Petrovic, 21	Coleman, 8	Anderson, 7	10582
Jan. 30	@ Houston	105-108	L	24-19	Petrovic, 32	Anderson, 11	Anderson, 11	11801
Feb. 1	@ Dallas	115-96	W	25-19	Coleman, 27	Bowie, 9	Anderson, 6	10452
Feb. 2	@ San Antonio	93-111	L	25-20	Coleman, 22	Coleman, 12	Anderson, 10	16057
Feb. 4	SEATTLE	113-103 (OT)	W	26-20	Petrovic, 35	Coleman, 22	Anderson, 8	12774
Feb. 7	@ Milwaukee	105-102	W	27-20	Petrovic, 27	Coleman, 15	Anderson, 12	18633
Feb. 10	DETROIT	109-86	W	28-20	Anderson, 28	Coleman, 17	Coleman, 6	13225
Feb. 12	@ Detroit	97-106	L	28-21	Anderson, 24	Coleman, 11	Anderson, 10	21454
Feb. 14	MIAMI	117-111(OT)	W	29-21	Petrovic, 34	Coleman, 10	Anderson, 10	16299
Feb. 16	MILWAUKEE	100-88	W	30-21	Petrovic, 28	Coleman, 16	3 players w/4	10720
Feb. 23	@ Charlotte	95-104	L	30-22	Coleman, 18	Coleman, 10	Anderson, 6	23698
Feb. 24	@ Boston	88-103	L	30-23	Morris, 21	Dudley, 13	Anderson, 7	14890
Feb. 26	PORTLAND	91-102	L	30-24	Coleman, 17	Dudley, 18	Anderson, 12	20049
Feb. 28	NEW YORK	102-76	W	31-24	Petrovic, 28	Dudley, 21	Anderson, 7	20049
Mar. 2	CHICAGO	80-87	L	31-25	Coleman, 22	Dudley, 13	George/Coleman, 4	20049
Mar. 4	ORLANDO	116-97	W	32-25	Coleman, 34	Coleman, 15	Robinson, 10	20049
Mar. 6	DENVER	117-90	W	33-25	Petrovic, 25	Dudley, 15	Robinson, 11	20049
Mar. 10	@ L.A. Clippers	109-98	W	34-25	Robinson, 21	Coleman, 12	Robinson, 8	11528
Mar. 11	@ Golden State	103-91	W	35-25	Petrovic, 28	Bowie, 9	Robinson, 6	15025
Mar. 13	@ Phoenix	124-93	W	36-25	Petrovic, 29	Coleman, 12	Robinson, 10	19023
Mar. 15	@ Portland	94-110	L	36-26	Coleman, 20	Coleman, 11	Robinson, 5	12888
Mar. 17	ATLANTA	114-93	W	37-26	Petrovic, 28	Coleman, 14	Robinson, 14	10394
Mar. 19	MILWAUKEE	99-85	W	38-26	Petrovic, 27	Coleman, 12	Bowie, 7	15326
Mar. 21	DALLAS	106-84	W	39-26	Petrovic, 21	Coleman, 15	Robinson, 7	11487
Mar. 22	@ Washington	92-97	L	39-27	Petrovic, 19	Coleman, 15	Robinson, 6	6903
Mar. 24	CHARLOTTE	118-116	W	40-27	Coleman, 35	Coleman, 14	Robinson, 12	18733
Mar. 26	@ Miami	100-110	L	40-28	Coleman, 32	3 with 8	Bowie, 5	15008
Mar. 27	@ Orlando	84-98	L	40-29	Addison, 19	Coleman, 10	Robinson, 9	15151
Mar. 30	PHILADELPHIA	91-77	W	41-29	Addison, 21	Bowie, 11	Robinson, 10	10611
Apr. 1	MIAMI	95-82	W	42-29	Coleman, 21	Coleman, 10	Robinson, 7	12324
Apr. 2	@ Chicago	105-118	L	42-30	Coleman, 30	Mahorn, 11	Coleman, 7	18676
Apr. 4	@ Cleveland	99-105	L	42-31	Coleman, 30	Coleman, 17	Cheeks, 10	20273
Apr. 6	INDIANA	85-98	L	42-32	Bowie, 24	Bowie, 13	Robinson, 7	14902
Apr. 8	DETROIT	98-100	L	42-33	Coleman, 27	Morris, 10	Robinson, 11	20049
Apr. 10	CLEVELAND	99-100	L	42-34	Coleman, 23	Robinson, 12	Robinson, 11	20049
Apr. 14	@ Indiana	90-109	L	42-35	Coleman, 23	Bowie, 8	Robinson, 8	16530
Apr. 15	BOSTON	105-106	L	42-36	Coleman, 33	Coleman, 15	Robinson, 11	20049
Apr. 17	@ Washington	104-103	W	43-36	Coleman, 20	Coleman, 10	Robinson/Petrovic, 4	18756
Apr. 21	@ New York	74-105	L	43-37	Bowie/Petrovic, 15	Coleman, 13	Robinson, 6	19763
Apr. 23	ORLANDO	116-119	L	43-38	King, 24	Robinson, 10	Robinson, 10	20049
Apr. 25	@ Detroit	110-116	L	43-39	Morris, 28	Coleman, 10	Robinson, 8	21454



# 2015-16 BROOKLYN NETS MEDIA GUIDE

## Year-by-Year Recaps: 1993-94

**Nets rally after difficult start to tie club's second-best NBA mark; Playoff bound for the third straight season; Anderson and Coleman become first Nets to start NBA All-Star Game; Daly calls it a career**

Final Record: 45-37 (.549)

Head Coach: Chuck Daly

The Nets open the season with many new faces, struggle out of the gate, and stand at 13-20 on January 13th. A season-high five-game winning streak follows, as New Jersey is one of the hottest teams in the NBA the rest of the season. Kenny Anderson and Derrick Coleman become the first Nets ever elected to start in the NBA All-Star Game, which takes place in Minneapolis. Joining them in the Twin Cities is rookie P.J. Brown, selected to play in the first-ever Schick Rookie All-Star Game. New Jersey falls in the first round of the playoffs to eventual NBA Finalist New York, three games to one. The Nets had won four of the five regular season meetings between the two clubs. Head Coach Chuck Daly, who had been inducted into the Naismith Memorial Basketball Hall of Fame during the season, retires from coaching in June to pursue a broadcasting career with both the Nets and TBS.

### 1993-94 Roster

7	Kenny Anderson	G	6'1"	170	10/09/1970	Georgia Tech
22	Ron Anderson	F	6'7"	215	10/15/1958	Fresno St.
00	Benoit Benjamin	C	7'0"	265	11/22/1964	Creighton
42	P.J. Brown	F	6'11"	240	10/14/1969	Louisiana Tech
44	Derrick Coleman	F	6'10"	245	06/21/1967	Syracuse
21	Kevin Edwards	G	6'3"	210	10/30/1965	DePaul
43	Armon Gilliam	F	6'9"	250	05/28/1964	UNLV
24	Dave Jamerson	G	6'5"	190	08/13/1967	Ohio
4	Rick Mahorn	F	6'10"	260	09/21/1958	Hampton
34	Chris Morris	F	6'8"	220	01/20/1966	Auburn
22	Johnny Newman	F	6'7"	195	11/28/1963	Richmond
20	Rumeal Robinson	G	6'2"	195	11/13/1966	Michigan
33	Dwayne Schintzius	C	7'2"	280	10/14/1968	Florida
2	Rex Walters	G	6'4"	190	03/12/1970	Kansas
1	David Wesley	G	6'0"	190	11/14/1970	Baylor
55	Jayson Williams	F/C	6'10"	245	02/22/1968	St. John's



### Final 1993-1994 Statistics (45-37) NEW JERSEY NETS

PLAYER	G-GS	MIN	FG-FGA	PCT	3FG-FGA	PCT	FT-FTA	PCT	OFF	DEF	TOT	AST	PF-DQ	STL	TO	BLK	PTS	AVG	HI
Coleman	77-77	2778	541-1209	.447	38-121	.314	439-567	.774	262	608	870	262	209-2	68	208	142.0	1559	20.2	36
K. Anderson	82-82	3135	576-1381	.417	40-132	.303	346-423	.818	89	233	322	784	201-0	158	266	15.0	1538	18.8	45
Edwards	82-82	2727	471-1028	.458	35-99	.354	167-217	.770	94	187	281	232	150-0	120	135	34.0	1144	14.0	28
Gilliam	82-5	1969	348-682	.510	0-1	.000	274-361	.759	197	303	500	69	129-0	38	106	61.0	970	11.8	27
Morris	50-27	1349	203-454	.447	53-147	.361	85-118	.720	91	137	228	83	120-2	55	52	49.0	544	10.9	27
Newman (TOT)	81-18	1697	313-664	.471	24-90	.267	182-225	.809	86	94	180	72	196-3	69	90	27.0	832	10.3	27
Newman (NJ)	63-0	1268	222-490	.453	20-74	.270	134-166	.807	65	57	122	43	152-2	51	62	22.0	598	9.5	24
Benjamin	77-74	1817	283-589	.480	0-0	.000	152-214	.710	135	364	499	44	198-0	35	97	90.0	718	9.3	26
Robinson	17-0	301	42-119	.353	7-15	.467	10-20	.500	4	20	24	45	33-0	15	25	3.0	101	5.9	16
Brown	79-54	1950	167-402	.415	1-6	.167	115-152	.757	188	305	493	93	177-1	71	72	93.0	450	5.7	13
Williams	70-0	877	125-293	.427	0-0	.000	72-119	.605	109	154	263	26	140-1	17	35	36.0	322	4.6	19
R. Anderson	11-2	176	15-43	.349	4-12	.333	10-12	.833	8	18	26	6	9-0	5	1	2.0	44	4.0	10
Walters	48-0	386	60-115	.522	14-28	.500	28-34	.824	6	32	38	71	41-0	15	30	3.0	162	3.4	12
Wesley	60-0	542	64-174	.368	11-47	.234	44-53	.830	10	34	44	123	47-0	38	52	4.0	183	3.1	12
Schintzius	30-7	319	29-84	.345	0-0	.000	10-17	.588	26	63	89	13	49-1	7	13	17.0	68	2.3	10
Mahorn	28-0	226	23-47	.489	0-1	.000	13-20	.650	16	38	54	5	38-0	3	7	5.0	59	2.1	7
Jamerson (TOT)	5-0	14	0-7	.000	0-0	.000	2-3	.667	0	4	4	1	0-0	0	1	0.0	2	0.4	1
Jamerson (NJ)	4-0	10	0-5	.000	0-0	.000	1-2	.500	0	3	3	1	0-0	0	1	0.0	1	0.3	1
NETS	82	19830	3169-7115	.445	223-683	.327	1900-2495	.762	1300	2556	3856	1900	1693-9	696	1196	576.0	8461	103.2	135
OPPONENTS	82	19830	3266-7125	.458	235-739	.318	1514-2038	.743	1142	2528	3670	1919	1901-25	715	1248	582.0	8281	101.0	132





# 2015-16 BROOKLYN NETS MEDIA GUIDE

## 1993-1994 SEASON RESULTS

DATE	OPPONENTS	SCORE	W/L	REC	SCORING	REBOUNDS	ASSISTS	ATTEN.
Nov. 5	at Houston	88-110	L	0-1	Morris, 20	Coleman, 13	Anderson, 7	11128
Nov. 7	at San Antonio	99-73	W	1-1	Coleman, 29	Coleman, 13	Anderson, 10	15280
Nov. 9	at Dallas	86-80	W	2-1	Coleman, 28	Coleman, 9	Anderson, 6	11561
Nov. 11	INDIANA	105-108 (OT)	L	2-2	Coleman, 35	Coleman, 16	Anderson, 10	16151
Nov. 13	PHILADELPHIA	97-98	L	2-3	Anderson, 24	Coleman, 14	Anderson, 13	12936
Nov. 14	SACRAMENTO	132-102	W	3-3	Anderson/Coleman, 26	4 with 8	Anderson, 16	12562
Nov. 16	HOUSTON	84-90	L	3-4	Anderson, 24	Anderson, 13	Anderson, 12	9110
Nov. 17	@ Boston	100-105	L	3-5	Coleman, 33	Coleman, 17	Anderson, 8	14890
Nov. 20	ORLANDO	85-87	L	3-6	Gilliam, 25	Gilliam, 16	Robinson, 7	20049
Nov. 21	L.A. LAKERS	105-102	W	4-6	Edwards, 23	Coleman, 19	Anderson, 10	12205
Nov. 24	at Minnesota	106-107	L	4-7	Coleman, 36	Coleman, 15	Anderson, 11	16177
Nov. 26	@ Utah	97-100	L	4-8	Coleman, 20	Coleman, 16	Anderson/Coleman, 4	19911
Nov. 27	@ Denver	89-111	L	4-9	Edwards, 21	Gilliam, 10	Williams/Robinson/Anderson, 3	16127
Nov. 29	at L.A. Clippers	94-118	L	4-10	Gilliam, 25	Coleman/Benjamin, 8	Anderson, 7	8808
Dec. 1	CLEVELAND	97-82	W	5-10	Anderson, 29	Brown, 14	Anderson, 18	12702
Dec. 3	PHOENIX	103-104	L	5-11	Gilliam, 27	Coleman, 13	Anderson, 9	20049
Dec. 7	BOSTON	117-90	W	6-11	Morris, 20	Gilliam, 14	Anderson, 10	12955
Dec. 10	CHICAGO	105-109	L	6-12	Anderson, 31	Brown, 13	Anderson, 11	20049
Dec. 11	at Charlotte	99-105	L	6-13	Coleman/Edwards, 22	Coleman, 9	Anderson, 13	23698
Dec. 13	MIAMI	110-105 (2OT)	W	7-13	Anderson, 32	Coleman, 13	Anderson, 11	9105
Dec. 16	CHARLOTTE	111-95	W	8-13	Morris, 19	Coleman, 14	Anderson, 13	14102
Dec. 18	@ Indiana	98-108	L	8-14	Coleman, 25	Coleman, 13	Anderson, 9	12030
Dec. 21	NEW YORK	85-81	W	9-14	Coleman, 29	Coleman, 16	Anderson, 9	20049
Dec. 23	@ Orlando	112-122	L	9-15	Coleman, 27	Coleman/Williams, 10	Anderson, 6	15291
Dec. 26	ATLANTA	91-87	W	10-15	Gilliam, 18	Brown/Gilliam, 13	Anderson, 13	20049
Dec. 28	at New York	97-95	W	11-15	Coleman, 30	Coleman, 13	Anderson, 12	19763
Dec. 29	@ Chicago	86-94	L	11-16	Anderson, 27	Coleman, 12	Wesley, 5	18676
Jan. 2	@ Boston	101-97	W	12-16	Coleman/Anderson, 23	Coleman, 16	Coleman, 5	14890
Jan. 4	@ Miami	83-100	L	12-17	Gilliam, 14	Coleman/Gilliam, 9	Anderson, 8	15082
Jan. 5	MILWAUKEE	91-100	L	12-18	Edwards, 19	Coleman, 12	Anderson, 9	12319
Jan. 8	at Milwaukee	90-87	W	13-18	Edwards, 19	Coleman, 14	Anderson, 8	15196
Jan. 11	WASHINGTON	100-115	L	13-19	Coleman, 26	Coleman, 13	Anderson, 16	9156
Jan. 13	at Cleveland	93-104	L	13-20	Morris, 20	Edwards, 10	Anderson, 10	17756
Jan. 14	DENVER	103-96	W	14-20	Gilliam, 24	Benjamin/Gilliam, 11	Anderson, 10	20049
Jan. 16	UTAH	99-94	W	15-20	Edwards, 25	Gilliam, 13	Anderson, 14	16105
Jan. 19	MINNESOTA	112-91	W	16-20	Coleman, 24	Schintzius, 10	Anderson, 9	9158
Jan. 21	@ Atlanta	113-111 (OT)	W	17-20	Coleman, 30	Coleman, 11	Anderson, 11	14, 617
Jan. 22	GOLDEN STATE	124-98	W	18-20	Gilliam, 23	Anderson/Coleman, 10	Anderson, 10	20049
Jan. 25	at Portland	117-122	L	18-21	Coleman, 22	Benjamin, 9	Anderson, 14	12888
Jan. 27	@ Seattle	92-102	L	18-22	Anderson, 20	Coleman, 9	Coleman, 5	14490
Jan. 29	at Golden State	120-106	W	19-22	Anderson, 24	Brown, 17	Edwards, 5	15025
Feb. 1	SEATTLE	104-103	W	20-22	Anderson, 26	Coleman, 14	Anderson, 8	16213
Feb. 5	@ Detroit	107-100	W	21-22	Coleman, 31	Coleman, 18	Anderson, 4	21454
Feb. 6	SAN ANTONIO	102-104 (OT)	L	21-23	Coleman, 28	Coleman, 14	Anderson, 14	18322
Feb. 8	at Cleveland	104-112	L	21-24	Anderson, 22	Coleman, 15	Anderson, 5	17554
Feb. 9	CLEVELAND	106-95	W	22-24	Anderson, 24	Williams/Gilliam, 8	Anderson/Edwards, 6	13407
Feb. 15	NEW YORK	103-83	W	23-24	Anderson, 29	Coleman, 16	Walters, 6	20049
Feb. 17	@ Boston	117-98	W	24-24	Coleman, 28	Coleman, 16	Anderson, 16	12588
Feb. 18	at Washington	113-110	W	25-24	Anderson, 42	Coleman, 11	Anderson, 12	12756
Feb. 20	WASHINGTON	122-101	W	26-24	Gilliam, 24	Brown, 11	Anderson, 9	20049
Feb. 22	MIAMI	97-123	L	26-25	Williams, 15	Benjamin, 9	Walters, 7	11618
Feb. 23	at Philadelphia	106-102	W	27-25	Anderson, 29	Coleman, 9	Anderson, 11	7831
Feb. 25	@ Orlando	102-114	L	27-26	Anderson, 33	Benjamin, 13	Anderson, 12	15291
Feb. 27	DALLAS	117-90	W	28-26	Morris, 27	Coleman, 10	Anderson, 9	12344
Mar. 1	DETROIT	108-98	W	29-26	Coleman, 25	Coleman, 15	Anderson, 8	14134
Mar. 3	at New York	86-97	L	29-27	Coleman, 20	Coleman, 10	Anderson, 7	19763
Mar. 4	@ Indiana	110-126	L	29-28	Newman, 20	Brown, 6	Anderson, 6	13725
Mar. 6	PHILADELPHIA	126-99	W	30-28	Gilliam, 20	Coleman, 12	Anderson, 12	20049
Mar. 9	@ Detroit	97-114	L	30-29	Newman, 24	Coleman, 13	Anderson, 12	16247
Mar. 11	INDIANA	87-73	W	31-29	Benjamin, 25	Coleman, 14	Anderson, 9	20049
Mar. 12	CHARLOTTE	117-92	W	32-29	Newman, 21	Gilliam, 9	Anderson, 15	20049
Mar. 16	at Sacramento	111-132	L	32-30	Coleman, 29	Coleman/Williams, 9	Anderson, 6	17317
Mar. 18	at L.A. Lakers	102-90	W	33-30	Coleman, 25	Coleman, 18	Anderson, 11	12251
Mar. 19	@ Phoenix	93-105	L	33-31	Newman, 18	Coleman, 9	Anderson, 12	19023
Mar. 22	L.A. CLIPPERS	105-102	W	34-31	Coleman/Anderson, 25	Coleman/Brown, 11	Anderson, 14	13663
Mar. 25	CHICAGO	110-87	W	35-31	Newman, 22	Coleman/Gilliam, 11	Anderson, 9	20049
Mar. 26	at Washington	103-100	W	36-31	Coleman, 24	Coleman, 11	Coleman, 4	17724
Mar. 29	@ Atlanta	98-101	L	36-32	Anderson/Newman, 17	Coleman, 18	Anderson, 7	13942
Mar. 30	MIAMI	111-101	W	37-32	Coleman, 25	Coleman, 11	Anderson, 13	16058
Apr. 1	ORLANDO	96-98	L	37-33	Coleman, 22	Coleman, 11	Wesley, 8	20049
Apr. 3	PORTLAND	105-109	L	37-34	Coleman, 29	Brown, 10	Anderson, 9	12257
Apr. 5	BOSTON	120-94	W	38-34	Williams, 19	Benjamin, 9	Anderson, 17	16340
Apr. 7	ATLANTA	93-87	W	39-34	Coleman, 24	Coleman, 13	Anderson, 11	14549
Apr. 8	at Charlotte	78-99	L	39-35	Coleman, 19	Brown, 8	Anderson, 6	23698
Apr. 10	NEW YORK	107-88	W	40-35	Coleman, 17	Coleman, 12	Anderson, 10	20049
Apr. 12	@ Chicago	105-111	L	40-36	Edwards, 21	Coleman, 8	Anderson, 9	18676
Apr. 13	at Milwaukee	107-105	W	41-36	Newman, 21	Coleman, 11	Anderson, 8	13286
Apr. 15	DETROIT	119-114 (OT)	W	42-36	Anderson, 45	Benjamin, 16	Anderson, 14	20049
Apr. 17	@ Miami	110-103	W	43-36	Anderson, 29	Benjamin, 12	Anderson, 11	14991
Apr. 19	at Philadelphia	115-110	W	44-36	Coleman, 31	Coleman, 12	Anderson, 11	8819
Apr. 23	MILWAUKEE	135-100	W	45-36	Benjamin, 20	Coleman, 12	Anderson, 17	20049
Apr. 24	@ Orlando	91-120	L	45-37	Coleman, 25	Morris, 8	Anderson, 8	15291



# 2015-16 BROOKLYN NETS MEDIA GUIDE

## Year-by-Year Recaps: 1994-95

### Injury-plagued season as Nets miss playoffs for first time in four years; Gilliam named team MVP

Final Record: 30-52 (.366)

Head Coach: Butch Beard

The Nets experience a difficult and inconsistent season due to the rash of injuries that hinder rookie head coach Butch Beard, who has to use 23 different starting lineups. Derrick Coleman and Kenny Anderson, All-Stars the year before, are beset by injuries throughout the season. Coleman averages a double-double, 20.5 ppg and 10.6 rpg, while Anderson finishes the season with 17.6 ppg and 9.4 apg averages. Armon Gilliam is named team MVP, as he averages 14.8 ppg and 7.5 rpg in 30 minutes per contest. The Nets break their all-time attendance record, attracting an average of 16,685 per contest.

#### 1994-95 Roster

7	Kenny Anderson	G	6'1"	170	10/09/1970	Georgia Tech
00	Benoit Benjamin	C	7'0"	265	11/22/1964	Creighton
42	P.J. Brown	F	6'11"	240	10/14/1969	Louisiana Tech
1	Chris Childs	G	6'3"	195	11/20/1967	Boise St.
44	Derrick Coleman	F	6'10"	245	06/21/1967	Syracuse
11	Yinka Dare	C	7'0"	265	10/10/1972	George Washington
21	Kevin Edwards	G	6'3"	210	10/30/1965	DePaul
12	Sleepy Floyd	G	6'3"	185	03/06/1960	Georgetown
43	Armon Gilliam	F	6'9"	250	05/28/1964	UNLV
9	Sean Higgins	G/F	6'9"	215	12/30/1968	Michigan
4	Rick Mahorn	F	6'10"	260	09/21/1958	Hampton
34	Chris Morris	F	6'8"	220	01/20/1966	Auburn
33	Dwayne Schintzius	C	7'2"	280	10/14/1968	Florida
2	Rex Walters	G	6'4"	190	03/12/1970	Kansas
55	Jayson Williams	F/C	6'10"	245	02/22/1968	St. John's



#### Final 1994-1995 Statistics (30-52) NEW JERSEY NETS

PLAYER	G-GS	MIN	FG-FGA	PCT	3FG-FGA	PCT	FT-FTA	PCT	OFF	DEF	TOT	AST	PF-DQ	STL	TO	BLK	PTS	AVG	HI
Coleman	56-54	2103	371-875	.424	28-120	.233	376-490	.767	167	424	591	187	162-2	35	172	94.0	1146	20.5	36
Anderson	72-70	2689	411-1031	.399	97-294	.330	348-414	.841	73	177	250	680	184-1	103	225	14.0	1267	17.6	40
Gilliam	82-30	2472	455-905	.503	0-2	.000	302-392	.770	192	421	613	99	171-0	67	152	89.0	1212	14.8	33
Edwards	14-14	466	69-154	.448	18-45	.400	40-42	.952	10	27	37	27	42-0	19	35	5.0	196	14.0	22
Morris	71-49	2131	351-856	.410	106-317	.334	142-195	.728	181	221	402	147	155-0	86	117	51.0	950	13.4	31
Benjamin	61-57	1598	271-531	.510	0-0	.000	133-175	.760	94	346	440	38	151-3	23	125	64.0	675	11.1	30
Brown	80-63	2466	254-570	.446	4-24	.167	139-207	.671	178	309	487	135	262-8	69	80	135.0	651	8.1	19
Walters	80-30	1435	206-469	.439	71-196	.362	40-52	.769	18	75	93	121	135-0	37	71	16.0	523	6.5	20
Childs	53-11	1021	106-279	.380	41-125	.328	55-73	.753	14	55	69	219	116-1	42	76	3.0	308	5.8	14
Williams	75-6	982	149-323	.461	0-5	.000	65-122	.533	179	246	425	35	160-2	26	59	33.0	363	4.8	20
Higgins	57-7	735	105-273	.385	23-78	.295	35-40	.875	25	52	77	29	93-1	10	35	9.0	268	4.7	13
Floyd	48-1	831	71-212	.335	25-88	.284	30-43	.698	8	46	54	126	73-0	13	51	6.0	197	4.1	14
Mahorn	58-7	630	79-151	.523	1-3	.333	39-49	.796	45	117	162	26	93-0	11	34	12.0	198	3.4	17
Schintzius	43-11	318	41-108	.380	0-0	.000	6-11	.545	29	52	81	15	45-0	3	17	17.0	88	2.0	9
Dare	1-0	3	0-1	.000	0-0	.000	0-0	.000	0	1	1	0	2-0	0	1	0.0	0	0.0	0
NETS	82	19880	2939-6738	.436	414-1297	.319	1750-2305	.759	1213	2569	3782	1884	1844-18	544	1300	548.0	8042	98.1	128
OPPONENTS	82	19880	3182-6904	.461	440-1176	.374	1495-2073	.721	1056	2435	3491	1826	1911-21	733	1104	440.0	8299	101.2	133



# 2015-16 BROOKLYN NETS MEDIA GUIDE

## 1994-1995 SEASON RESULTS

DATE	OPPONENT	SCORE	W/L	REC	SCORING	REBOUNDS	ASSISTS	ATTEN.
Nov. 4	at Houston	86-90	L	0-1	Coleman, 20	Coleman, 15	Anderson, 8	16611
Nov. 5	@ Dallas	103-112	L	0-2	Anderson, 30	Coleman, 9	Coleman, 7	17502
Nov. 7	at San Antonio	96-105	L	0-3	Edwards, 22	Coleman, 13	Anderson, 7	13805
Nov. 9	CHICAGO	110-109	W	1-3	Benjamin, 22	Benjamin, 13	Anderson, 11	20049
Nov. 11	at Washington	91-104	L	1-4	Benjamin, 15	Benjamin, 13	Anderson, 5	10711
Nov. 12	HOUSTON	84-100	L	1-5	Anderson, 26	Coleman, 14	Anderson, 8	20049
Nov. 15	SEATTLE	112-106	W	2-5	Coleman, 25	Coleman, 10	Anderson, 14	15310
Nov. 17	WASHINGTON	111-103	W	3-5	Anderson, 24	Coleman, 13	Anderson, 13	11383
Nov. 18	@ Orlando	103-113	L	3-6	Coleman, 22	Coleman, 10	Anderson, 7	16010
Nov. 20	L.A. CLIPPERS	98-97	W	4-6	Anderson/Coleman, 20	Coleman, 14	Anderson, 10	11670
Nov. 22	@ Seattle	97-104	L	4-7	Coleman, 19	Coleman, 11	Anderson, 9	13574
Nov. 23	at Sacramento	103-98	W	5-7	Gilliam, 24	Coleman, 12	Anderson, 8	17317
Nov. 25	@ L.A. Clippers	107-102	W	6-7	Anderson, 22	Benjamin, 9	Anderson, 14	7160
Nov. 27	@ Phoenix	110-115	L	6-8	Coleman, 30	Coleman, 10	Anderson, 9	19023
Nov. 29	L.A. LAKERS	120-129	L	6-9	Anderson/Coleman, 24	Coleman, 20	Anderson, 16	12211
Dec. 2	@ Miami	97-115	L	6-10	Anderson, 16	Gilliam, 7	Anderson, 13	14449
Dec. 3	SACRAMENTO	89-94	L	6-11	Gilliam, 22	Williams, 14	Anderson, 15	20049
Dec. 5	@ Chicago	99-94	W	7-11	Gilliam, 24	Benjamin, 16	Anderson, 10	22307
Dec. 6	ATLANTA	91-94	L	7-12	Anderson, 24	Coleman, 9	Anderson, 11	12730
Dec. 8	PHOENIX	106-133	L	7-13	Coleman, 27	Brown/Coleman, 10	Anderson, 15	20049
Dec. 10	BOSTON	108-96	W	8-13	Anderson, 22	Coleman, 15	Anderson, 15	14949
Dec. 12	ORLANDO	128-101	W	9-13	Coleman, 22	Benjamin, 10	Anderson, 14	20049
Dec. 14	CLEVELAND	88-95**	L	9-14	Coleman, 26	Coleman, 15	Anderson, 12	9027
Dec. 16	at Minnesota	93-94	L	9-15	Coleman, 22	Benjamin, 12	Anderson, 9	11107
Dec. 18	MIAMI	103-102	W	10-15	Benjamin, 24	Brown/Benjamin, 13	Anderson, 13	10255
Dec. 20	@ New York	85-83	W	11-15	Gilliam, 22	Gilliam, 9	Anderson, 13	19763
Dec. 21	DETROIT	117-99	W	12-15	Gilliam, 27	Brown, 9	Anderson, 17	11380
Dec. 23	@ Cleveland	75-80	L	12-16	Anderson, 18	Benjamin, 8	Anderson, 5	20562
Dec. 26	@ Milwaukee	97-101	L	12-17	Morris, 28	Benjamin, 12	Anderson, 12	16475
Dec. 27	NEW YORK	91-99	L	12-18	Morris, 21	Brown/Gilliam, 11	Anderson, 7	20049
Dec. 30	@ Indiana	79-96	L	12-19	Benjamin, 21	Benjamin, 12	Childs, 7	16710
Jan. 3	INDIANA	114-103	W	13-19	Benjamin, 30	Coleman, 15	Anderson, 16	14145
Jan. 4	@ Orlando	110-113	L	13-20	Coleman, 19	Benjamin, 9	Anderson, 7	16010
Jan. 6	CHARLOTTE	88-89	L	13-21	Coleman, 28	Brown/Morris, 8	Anderson, 6	20049
Jan. 7	@ Atlanta	85-102	L	13-22	Coleman, 16	Coleman, 13	Coleman, 5	12721
Jan. 10	@ Detroit	84-98	L	13-23	Coleman, 23	Coleman, 12	Anderson, 9	14256
Jan. 13	at Philadelphia	110-101	W	14-23	Anderson, 40	Williams, 13	Coleman, 7	12780
Jan. 14	MINNESOTA	93-84	W	15-23	Coleman, 22	Coleman, 11	Anderson/Coleman, 5	15065
Jan. 16	at New York	90-107	L	15-24	Coleman, 22	Coleman, 12	Anderson, 6	19763
Jan. 20	at Charlotte	97-99	L	15-25	Anderson, 26	Coleman, 13	Anderson, 6	19763
Jan. 22	WASHINGTON	103-109	L	15-26	Coleman, 23	Morris, 11	Anderson, 8	20049
Jan. 24	at Golden State	106-93	W	16-26	Gilliam, 26	Morris, 14	Anderson, 11	15025
Jan. 25	@ L.A. Lakers	116-120*	L	16-27	Anderson, 25	Coleman, 17	Anderson, 13	11140
Jan. 27	@ Denver	90-96	L	16-28	Anderson, 19	Coleman/Morris, 9	3 tied with 3	17171
Jan. 28	@ Utah	94-111	L	16-29	Morris, 23	Benjamin, 7	Childs, 11	19911
Jan. 30	@ Portland	99-98	W	17-29	Coleman, 27	Coleman, 10	Childs, 12	12888
Feb. 1	MILWAUKEE	95-77	W	18-29	Morris, 20	Coleman, 12	Childs, 14	12565
Feb. 4	BOSTON	78-92	L	18-30	Morris, 20	Gilliam, 14	Childs, 7	20049
Feb. 6	DETROIT	101-97	W	19-30	Gilliam, 28	Williams, 14	Morris, 6	11054
Feb. 8	@ Atlanta	88-111	L	19-31	Gilliam, 25	Gilliam, 6	Floyd, 6	9885
Feb. 14	CHARLOTTE	109-98	W	20-31	Gilliam, 26	Benjamin, 12	Anderson, 11	16868
Feb. 16	DENVER	100-94	W	21-31	Anderson, 20	Benjamin, 10	Anderson, 15	15692
Feb. 18	CLEVELAND	75-82	L	21-32	Gilliam/Morris, 12	Benjamin, 12	Anderson, 7	15652
Feb. 22	INDIANA	94-113	L	21-33	Anderson/Coleman/Morris, 14	Coleman, 10	Anderson, 5	17864
Feb. 24	DALLAS	114-104	W	22-33	Coleman, 23	Williams, 10	Anderson, 9	20049
Feb. 25	at Cleveland	102-105	L	22-34	Morris, 31	Williams, 14	Childs, 8	20562
Feb. 27	@ Chicago	86-108	L	22-35	Coleman, 17	Williams, 13	Anderson, 5	22192
Mar. 3	PHILADELPHIA	98-102	L	22-36	Coleman/Morris, 20	Anderson/Gilliam, 6	Anderson, 7	14316
Mar. 5	MILWAUKEE	99-94	W	23-36	Anderson, 22	Brown, 12	Anderson, 12	20049
Mar. 8	at Philadelphia	115-108*	W	24-36	Anderson, 30	Coleman, 15	Anderson, 9	8880
Mar. 10	@ Boston	111-81	W	25-36	Anderson, 21	Gilliam, 12	Coleman, 8	14890
Mar. 11	at Washington	102-110	L	25-37	Anderson, 31	Coleman, 12	Coleman, 8	18756
Mar. 15	ORLANDO	108-99	W	26-37	Coleman, 36	Coleman, 11	Anderson, 11	20049
Mar. 17	UTAH	98-103	L	26-38	Morris, 26	Coleman, 17	Coleman, 5	20049
Mar. 18	at New York	91-92(OT)	L	26-39	Coleman, 22	Williams, 13	Anderson, 7	19763
Mar. 21	@ Detroit	95-102	L	26-40	Anderson, 26	Coleman, 11	Anderson, 6	13252
Mar. 22	SAN ANTONIO	85-102	L	26-41	Gilliam, 21	Gilliam, 14	Anderson/Childs, 6	20049
Mar. 25	@ Miami	96-95	W	27-41	Coleman, 23	Morris, 9	Anderson, 9	14389
Mar. 27	@ Indiana	87-98	L	27-42	Coleman, 27	Coleman, 9	Childs, 5	13941
Mar. 28	GOLDEN	113-127	L	27-43	Anderson/Coleman, 22	Coleman, 10	Anderson, 14	15447
Mar. 30	PORTLAND	103-106	L	27-44	Coleman, 32	Gilliam, 8	Anderson, 11	15122
Apr. 2	NEW YORK	85-94	L	27-45	Anderson, 31	Gilliam, 16	Anderson, 6	20049
Apr. 5	CHICAGO	101-108	L	27-46	Gilliam, 27	Gilliam, 16	Anderson, 15	20049
Apr. 7	at Milwaukee	92-107	L	27-47	Gilliam, 26	Gilliam, 9	Anderson, 13	18633
Apr. 8	MIAMI	103-93	W	28-47	Gilliam, 33	Gilliam, 15	Childs, 7	18568
Apr. 12	at Charlotte	77-105	L	28-48	Gilliam, 20	Brown, 7	3 tied with 3	23698
Apr. 13	at Philadelphia	94-102	L	28-49	Anderson, 25	Williams, 10	Anderson, 7	9849
Apr. 15	PHILADELPHIA	87-97	L	28-50	Gilliam, 29	Mahorn, 9	Anderson, 9	16839
Apr. 17	@ Boston	96-98	L	28-51	Gilliam, 25	Brown, 17	Anderson, 8	14890
Apr. 19	ATLANTA	99-104	L	28-52	Gilliam, 23	Gilliam, 13	Anderson, 11	18087
Apr. 21	WASHINGTON	107-106	W	29-52	Gilliam, 28	Gilliam, 17	Anderson, 12	18715
Apr. 23	BOSTON	102-99	W	30-52	Gilliam, 28	Gilliam, 14	Anderson, 8	18404



# 2015-16 BROOKLYN NETS MEDIA GUIDE

## Year-by-Year Recaps: 1995-96

### Blockbuster trade brings in Gill and Reeves, but the Nets lose trio of key players to free agency


Final Record: 30-52 (.366)

Head Coach: Butch Beard

The Nets experienced a roller coaster season, which included two blockbuster trades. Shawn Bradley, Greg Graham and Tim Perry were acquired from Philadelphia in exchange for the Nets former All-Star Derrick Coleman, Sean Higgins, and Rex Walters on November 30th. On January 19, the Nets sent Kenny Anderson and Gerald Glass to the Charlotte Hornets in return for veteran Kendall Gill and guard Khalid Reeves. With the Nets, Bradley became the first player in NBA history to record double-figure blocks in two consecutive games on two different occasions. Following the All-Star break, the Nets won five consecutive games, their longest winning streak since the 1993 season. Following the season, Chris Childs, Armon Gilliam and P.J. Brown were lost due to free agency. Following season, Head Coach Butch Beard was released and John Calipari, former coach of UMass, was signed to a five-year contract as Executive V.P. of Basketball Operations and Head Coach.

### 1995-96 Roster

7	Kenny Anderson	G	6'1"	170	10/09/1970	Georgia Tech
45	Shawn Bradley	C	7'6"	245	03/22/1972	BYU
42	P.J. Brown	F	6'11"	240	10/14/1969	Louisiana Tech
1	Chris Childs	G	6'3"	195	11/20/1967	Boise St.
44	Derrick Coleman	F	6'10"	245	06/21/1967	Syracuse
11	Yinka Dare	C	7'0"	265	10/10/1972	George Washington
21	Kevin Edwards	G	6'3"	210	10/30/1965	DePaul
10	Vern Fleming	G	6'5"	185	02/04/1962	Georgia
13	Kendall Gill	G/F	6'5"	200	05/25/1968	Illinois
43	Armon Gilliam	F	6'9"	250	05/28/1964	UNLV
35	Gerald Glass	F	6'6"	225	11/12/1967	Mississippi
20	Greg Graham	G	6'4"	190	11/26/1970	Indiana
9	Sean Higgins	G/F	6'9"	215	12/30/1968	Michigan
4	Rick Mahorn	F	6'10"	260	09/21/1958	Hampton
31	Ed O'Bannon	F	6'8"	225	08/14/1972	UCLA
34	Tim Perry	F	6'9"	220	06/04/1965	Temple
6	Khalid Reeves	G	6'3"	200	07/15/1972	Arizona
2	Rex Walters	G	6'4"	190	03/12/1970	Kansas
41	Robert Werdann	F/C	6'11"	250	09/12/1970	St. John's
55	Jayson Williams	F/C	6'10"	245	02/22/1968	St. John's



### FINAL 1995-1996 STATISTICS (30-52) NEW JERSEY NETS

PLAYER	G-GS	MIN	FG-FGA	PCT	3FG-FGA	PCT	FT-FTA	PCT	OFF	DEF	TOT	AST	PF-DQ	STL	TO	BLK	PTS	AVG	HI
Gilliam	78-76	2856	576-1216	.474	0-1	.000	277-350	.791	241	472	713	140	180-1	73	177	53.0	1429	18.3	32
Anderson	31-28	1042	143-380	.376	36-99	.364	151-188	.803	37	64	101	247	73-0	52	58	8.0	473	15.3	39
Gill(TOT)	47-46	1683	246-524	.469	26-79	.329	138-176	.784	72	160	232	260	131-2	64	131	24.0	656	14.0	30
Gill(NJ)	11-10	418	67-152	.441	9-25	.360	49-59	.831	16	27	43	35	30-0	22	21	2.0	192	17.5	30
Childs	78-54	2408	324-778	.416	95-259	.367	259-304	.852	51	194	245	548	246-3	111	230	8.0	1002	12.8	30
Bradley(TOT)	79-68	2329	387-873	.443	1-4	.250	169-246	.687	221	417	638	63	286-5	49	179	288.0	944	11.9	32
Bradley(NJ)	67-57	1995	344-776	.443	1-4	.250	150-221	.679	187	345	532	55	244-5	41	148	250.0	839	12.5	32
Edwards	34-33	1007	142-390	.364	42-104	.404	68-84	.810	14	61	75	71	67-0	54	68	7.0	394	11.6	26
Brown	81-81	2942	354-798	.444	3-15	.200	204-265	.770	215	345	560	165	249-5	79	133	100.0	915	11.3	30
Williams	80-6	1858	279-660	.423	2-7	.286	161-272	.592	342	461	803	47	238-4	35	106	57.0	721	9.0	35
Fleming	77-3	1747	227-524	.433	3-28	.107	133-177	.751	49	121	170	255	115-0	41	122	5.0	590	7.7	21
O'Bannon	64-29	1253	156-400	.390	11-56	.179	77-108	.713	65	103	168	63	95-0	44	62	11.0	399	6.2	19
Reeves(TOT)	51-12	833	95-227	.419	28-91	.308	61-82	.744	18	61	79	118	115-2	37	63	3.0	279	5.5	19
Reeves(NJ)	31-7	415	41-109	.376	17-55	.309	18-31	.581	7	32	39	46	69-2	21	33	2.0	117	3.8	14
Graham(TOT)	53-5	613	78-193	.404	32-82	.390	52-68	.765	17	40	57	52	64-0	25	46	1.0	240	4.5	15
Graham(NJ)	45-2	485	61-161	.379	25-68	.368	37-51	.725	12	30	42	41	48-0	20	29	1.0	184	4.1	15
Walters	11-0	87	Dec-1933	.364	3-12	.250	6-6	1.000	2	5	7	11	4-0	3	7	0.0	33	3.0	9
Werdann	13-0	93	16-32	.500	0-0	.000	7-13	.538	5	18	23	2	17-0	5	6	3.0	39	3.0	10
Dare	58-23	626	63-144	.438	0-0	.000	38-62	.613	56	125	181	0	117-3	8	72	40.0	164	2.8	12
Mahorn	50-0	450	43-122	.352	0-1	.000	34-47	.723	31	79	110	16	72-0	14	30	13.0	120	2.4	11
Perry(TOT)	30-1	254	31-65	.477	4-8	.500	5-9	.556	21	27	48	8	16-0	4	10	13.0	71	2.4	14
Perry(NJ)	22-1	167	23-47	.489	3-7	.429	3-6	.500	15	20	35	6	11-0	2	7	10.0	52	2.4	14
Glass	10-0	56	28-Oct	.357	1-5	.200	0-0	.000	5	1	6	4	5-0	2	0	1.0	21	2.1	5
NETS	82	19905	2881-6750	.427	250-746	.335	1672-2244	.745	1350	2503	3853	1752	1880-23	627	1375	571.0	7684	93.7	131
OPPONENTS	82	19905	3006-6625	.454	543-1415	.384	1476-1994	.740	1028	2355	3383	1876	1925-14	665	1270	516.0	8031	97.9	130





# 2015-16 BROOKLYN NETS MEDIA GUIDE

## 1995-1996 SEASON RESULTS

DATE	OPPONENTS	SCORE	W/L	REC	SCORING	REBOUNDS	ASSISTS	ATTEN.
Nov. 3	@ Toronto	79-94	L	0-1	Gilliam/Anderson, 13	Gilliam, 16	Anderson, 8	33306
Nov. 7	PORTLAND	104-84	W	1-1	Gilliam, 16	Williams, 16	Anderson, 10	16152
Nov. 8	@ Orlando	122-130 (3OT)	L	1-2	Edwards, 21	Brown, 12	Anderson, 7	17248
Nov. 10	@ Miami	80-106	L	1-3	Childs/Gilliam, 12	Gilliam, 11	Childs, 6	14289
Nov. 11	SACRAMENTO	86-84	W	2-3	Edwards, 24	Williams, 14	Childs, 6	11205
Nov. 15	CHARLOTTE	90-79	W	3-3	Edwards, 21	Williams, 14	Childs, 16	13357
Nov. 17	@ Chicago	94-109	L	3-4	Fleming/Williams, 14	Brown, 7	Edwards/Fleming, 4	23312
Nov. 18	PHILADELPHIA	95-79	W	4-4	Gilliam, 24	Williams, 13	Childs, 14	15506
Nov. 20	@ Utah	79-105	L	4-5	Brown, 14	Williams, 11	Childs, 8	18725
Nov. 22	@ L.A. Clippers	92-125	L	4-6	Anderson, 26	Williams, 10	Anderson, 5	7412
Nov. 24	@ Portland	87-99	L	4-7	Gilliam, 20	Gilliam, 18	Childs, 10	21013
Nov. 26	@ Sacramento	92-99	L	4-8	Edwards, 24	Gilliam/Williams, 10	Anderson, 14	17317
Nov. 28	WASHINGTON	89-84	W	5-8	Gilliam, 17	Gilliam, 16	Anderson, 11	10716
Dec. 1	@ Boston	131-123 (OT)	W	6-8	Anderson, 39	Williams, 12	Anderson/Childs, 8	16294
Dec. 2	CLEVELAND	79-78	W	7-8	Williams, 17	Williams, 10	Anderson, 10	10406
Dec. 6	@ Minnesota	97-108	L	7-9	Anderson, 22	Williams/Bradley, 5	Anderson, 8	10471
Dec. 8	INDIANA	91-89	W	8-9	Edwards, 21	Williams, 18	Anderson, 12	20049
Dec. 9	@ Cleveland	85-73	W	9-9	Childs, 17	Gilliam/Williams, 8	Anderson, 7	16251
Dec. 12	ORLANDO	97-101	L	9-10	Anderson, 24	Gilliam, 13	Edwards/Fleming, 5	20049
Dec. 15	@ Detroit	98-105	L	9-11	Edwards, 26	Williams, 8	Anderson, 7	15483
Dec. 18	UTAH	103-110	L	9-12	Anderson, 21	Gilliam, 11	Anderson, 10	14679
Dec. 20	MIAMI	104-112 (OT)	L	9-13	Anderson, 26	Williams, 20	Anderson, 8	12646
Dec. 22	@ Atlanta	91-94	L	9-14	Gilliam, 23	Williams, 14	Anderson, 7	8197
Dec. 23	@ Philadelphia	98-85	W	10-14	Brown, 18	Gilliam, 11	Anderson, 8	12405
Dec. 26	@ Miami	93-96	L	10-15	Gilliam, 29	Gilliam, 10	Anderson, 6	14996
Dec. 28	@ Houston	82-97	L	10-16	Gilliam, 22	Williams, 15	Anderson/Childs, 6	16285
Dec. 30	GOLDEN	110-120	L	10-17	Gilliam, 27	Williams, 22	Anderson, 11	16570
Jan. 2	MILWAUKEE	81-72	W	11-17	Bradley, 17	Bradley/Gilliam, 14	Anderson, 8	11397
Jan. 4	@ New York	93-105	L	11-18	Brown, 23	Brown, 11	Anderson, 8	19763
Jan. 5	DALLAS	107-99	W	12-18	Gilliam, 26	Williams, 14	Anderson, 15	13804
Jan. 9	@ Orlando	84-92	L	12-19	Gilliam, 26	Gilliam, 13	Anderson, 7	17248
Jan. 10	NEW YORK	92-79	W	13-19	Gilliam, 22	Williams, 14	Childs, 9	20049
Jan. 12	PHILADELPHIA	80-107	L	13-20	Anderson, 19	Williams, 8	Anderson/Childs/Edwards, 4	15492
Jan. 13	DETROIT	80-91	L	13-21	Anderson, 21	Williams, 24	Anderson/Fleming, 5	17381
Jan. 15	TORONTO	108-83	W	14-21	Anderson, 23	Williams, 17	Anderson, 13	10034
Jan. 17	@ Charlotte	97-93	W	15-21	Gilliam, 24	Gilliam/Williams, 10	Anderson, 10	24043
Jan. 19	@ Washington	87-93	L	15-22	Gilliam, 32	Gilliam, 14	Childs, 5	12523
Jan. 20	MINNESOTA	103-97 (OT)	W	16-22	Childs, 30	Brown, 14	Childs, 10	12026
Jan. 23	@ Toronto	79-86	L	16-23	Bradley, 20	Gilliam, 10	Brown, 5	20915
Jan. 24	HOUSTON	89-98	L	16-24	Childs, 24	Williams, 13	Brown/Childs, 8	14838
Jan. 26	CHARLOTTE	115-107	W	17-24	Gill, 30	Williams, 12	Fleming, 8	18149
Jan. 27	L.A. LAKERS	98-100	L	17-25	Bradley, 19	Gilliam, 12	Fleming, 7	20049
Jan. 30	@ Seattle	88-97	L	17-26	Gill, 25	Williams, 25	Fleming, 8	16003
Feb. 2	@ Vancouver	93-84	W	18-26	Gilliam, 29	Bradley, 13	Childs, 11	16141
Feb. 4	@ Golden State	92-96	L	18-27	Gilliam, 24	Bradley, 13	Childs, 15	15025
Feb. 7	@ L.A. Lakers	96-106	L	18-28	Gill, 22	Gilliam, 10	Childs, 17	16481
Feb. 8	@ Phoenix	102-107	L	18-29	Childs, 22	Gilliam, 13	Childs, 8	19023
Feb. 13	@ Indiana	101-92	W	19-29	Gilliam, 31	Williams, 9	Childs, 11	16131
Feb. 14	INDIANA	88-87	W	20-29	Gilliam, 25	Williams, 12	Childs, 8	15541
Feb. 17	NEW YORK	82-77	W	21-29	Gilliam, 28	Bradley, 15	Childs, 9	20049
Feb. 19	@ Washington	99-81	W	22-29	Bradley, 27	Brown, 12	Fleming, 11	16520
Feb. 21	@ Milwaukee	94-92 (OT)	W	23-29	Childs/Gilliam, 23	Bradley, 8	Childs/Fleming, 7	14122
Feb. 24	@ Cleveland	74-103	L	23-30	Gilliam/Williams, 15	Gilliam, 7	Brown/Childs, 4	18623
Feb. 25	BOSTON	111-105	W	24-30	Gilliam, 30	Williams, 9	Childs, 16	18052
Feb. 27	MIAMI	90-93	L	24-31	Bradley, 23	Brown, 11	Childs, 11	15241
Feb. 29	ORLANDO	98-114	L	24-32	Childs, 25	Williams, 16	Childs, 10	20049
Mar. 2	SEATTLE	92-103	L	24-33	Childs, 20	Williams, 12	Childs, 12	20049
Mar. 5	@ Dallas	117-127	L	24-34	Bradley, 32	Bradley, 15	Gilliam, 8	16522
Mar. 8	@ San Antonio	100-115	L	24-35	Bradley, 22	Brown, 9	Childs, 14	16844
Mar. 10	@ Denver	99-88	W	25-35	Gilliam, 25	Brown, 10	Childs/Fleming, 6	15910
Mar. 12	PHOENIX	88-98	L	25-36	Fleming, 21	Bradley, 12	Childs, 11	19074
Mar. 14	WASHINGTON	92-100	L	25-37	Gilliam, 20	Bradley, 17	Childs, 8	12352
Mar. 16	CHICAGO	93-97	L	25-38	Gilliam, 21	Williams, 13	Childs, 14	20049
Mar. 17	@ Boston	106-107 (2OT)	L	25-39	Gilliam, 30	Bradley, 13	Childs, 9	17427
Mar. 19	VANCOUVER	82-77	W	26-39	Bradley, 17	Gilliam, 10	Childs, 9	10621
Mar. 21	DENVER	97-89	W	27-39	Gilliam, 25	Bradley, 12	Childs, 11	15467
Mar. 22	@ Detroit	96-111	L	27-40	Childs, 16	Williams, 7	Childs, 8	16150
Mar. 24	@ Milwaukee	84-80	W	28-40	Bradley, 18	Gilliam, 11	Childs, 7	18331
Mar. 25	SAN ANTONIO	88-95	L	28-41	Bradley, 21	Bradley, 9	Childs, 9	16037
Mar. 29	@ New York	78-94	L	28-42	Bradley/Gilliam, 16	Bradley/Williams, 9	Childs, 12	19763
Mar. 31	@ Indiana	100-118	L	28-43	Childs, 19	Williams, 10	Childs, 11	16547
Apr. 3	L.A. CLIPPERS	100-94	W	29-43	Gilliam, 19	Brown, 10	Childs, 13	10441
Apr. 5	ATLANTA	70-82	L	29-44	Childs, 17	Williams, 15	Childs, 5	10308
Apr. 6	MILWAUKEE	88-109	L	29-45	Childs, 19	Bradley/Williams, 12	Childs, 5	12780
Apr. 8	@ Philadelphia	79-82	L	29-46	Fleming, 20	Williams, 12	Childs, 8	9611
Apr. 9	DETROIT	94-111	L	29-47	Bradley, 25	Williams, 8	Childs, 6	17205
Apr. 11	CHICAGO	100-113	L	29-48	Childs, 23	Gilliam/Williams, 7	Childs, 8	20049
Apr. 14	ATLANTA	90-99	L	29-49	Gilliam, 19	Williams, 11	Childs, 8	17762
Apr. 15	@ Miami	90-110	L	29-50	Bradley, 16	Williams, 8	Childs, 5	14815
Apr. 17	TORONTO	107-95	W	30-50	Brown, 30	Brown/Gilliam, 11	Fleming, 10	14688
Apr. 19	BOSTON	106-112	L	30-51	Gilliam, 26	Bradley, 13	Fleming, 17	17776
Apr. 20	@ Atlanta	99-121	L	30-52	Williams, 35	Bradley, 10	Reeves, 5	11238



# 2015-16 BROOKLYN NETS MEDIA GUIDE

## Year-by-Year Recaps: 1996-97

**John Calipari named Head Coach and Executive V.P. of Basketball Operations; Nets remake team in mid-season; Blockbuster nine-player trade with Dallas brings Nets Cassell, Gatling, Jackson, McCloud & Montross;**

**Final Record:** 26-56 (.317)

**Head Coach:** John Calipari

The Nets opened the 1996-97 season with one look, and ended the season with a drastic makeover from their October training camp photos. First-year Head Coach John Calipari, along with General Manager John Nash, pulled off a nine-player trade with the Dallas Mavericks on February 17, one of the largest player swaps in NBA history. The Nets sent Shawn Bradley, Khalid Reeves, Ed O'Bannon and Robert Pack packing in exchange for Jim Jackson, Sam Cassell, Chris Gatling, Eric Montross and George McCloud. McCloud was subsequently traded to the Lakers for Joe Kleine and draft picks. The Nets showed signs of heading in the right direction under Coach Cal, defeating the Bulls and the Knicks on March 14 and 16, respectively. Kendall Gill had a career-year, averaging 21.8 ppg (10th in the NBA), while rookie guard Kerry Kittles averaged 16.4 ppg in an outstanding freshman campaign. Jayson Williams, despite missing 41 games due to injury, averaged 13.4 ppg and 13.5 rpg, both career-highs. Prior to the 1997 NBA Draft, the Nets completed another major player transaction, this time an eight-player deal with the Philadelphia 76ers. The Nets acquired the rights to the Number Two overall draft pick, Utah All-American Keith Van Horn, along with Michael Cage, Don MacLean and Lucious Harris, in exchange for Jim Jackson, Eric Montross and the rights to the Nets two first round draft picks, Tim Thomas and Anthony Parker.

### 1996-97 Roster

2	Vincent Askew	G/F	6'6"	235	02/28/1966	Memphis St.
22	David Benoit	F	6'8"	220	05/09/1968	Alabama
45	Shawn Bradley	C	7'6"	245	03/22/1972	BYU
50	Adrian Caldwell	F/C	6'8"	225	07/04/1966	Lamar
10	Sam Cassell	G	6'3"	195	11/18/1969	Florida St.
24	Lloyd Daniels	G	6'7"	205	09/04/1967	Mount St. Antonio
33	Yinka Dare	C	7'0"	265	10/10/1972	George Washington
21	Kevin Edwards	G	6'3"	210	10/30/1965	DePaul
15	Chris Gatling	F	6'10"	225	09/03/1967	Old Dominion
13	Kendall Gill	G/F	6'5"	200	02/25/1968	Illinois
2	Eric Gray	F	6'7"	235	12/13/1969	UNLV
54	Jack Haley	C	6'10"	240	01/27/1964	UCLA
22	Jim Jackson	G	6'6"	220	10/14/1970	Ohio St.
30	Kerry Kittles	G	6'5"	180	06/12/1974	Villanova
35	Joe Kleine	C	7'0"	270	01/04/1962	Arkansas
44	Tony Massenburg	F	6'9"	220	07/31/1967	Maryland
00	Eric Montross	C	7'0"	270	09/23/1971	North Carolina
34	Xavier McDaniel	F	6'7"	205	06/04/1963	Wichita St.
31	Ed O'Bannon	F	6'8"	225	08/14/1972	UCLA
14	Robert Pack	G	6'2"	180	02/03/1969	USC
6	Khalid Reeves	G	6'3"	200	07/15/1972	Arizona
41	Robert Werdann	F/C	6'11"	250	09/12/1970	St. John's
55	Jayson Williams	F/C	6'10"	245	02/22/1968	St. John's
7	Reggie Williams	F	6'7"	195	03/05/1964	Georgetown



### FINAL 1996-1997 STATISTICS (26-56) NEW JERSEY NETS

PLAYER	G-GS	MIN	FG-FGA	PCT	3FG-FGA	PCT	FT-FTA	PCT	OFF	DEF	TOT	AST	PF-DQ	STL	TO	BLK	PTS	AVG	HI
Gill	82-81	3199	644-1453	.443	74-220	.336	427-536	.797	183	316	499	326	225-2	154	218	46.0	1789	21.8	41
Gatling(TOT)	47-1	1283	327-623	.525	1-6	.167	236-329	.717	134	236	370	28	138-1	39	120	31.0	891	19.0	35
Gatling(NJ)	3-0	92	18-43	.419	0-0	.000	15-16	.938	8	14	22	3	13-0	4	6	0.0	51	17.0	21
Kittles	82-57	3012	507-1189	.426	158-419	.377	175-227	.771	106	213	319	249	165-1	157	127	35.0	1347	16.4	40
Pack	34-31	1185	193-474	.407	22-74	.297	134-170	.788	15	71	86	325	83-0	59	150	3.0	542	15.9	33
Jackson(TOT)	77-77	2831	444-1029	.431	86-247	.348	252-310	.813	132	279	411	316	194-0	86	208	32.0	1226	15.9	33
Jackson(NJ)	31-31	1155	184-441	.417	40-108	.370	104-122	.852	51	133	184	160	81-0	29	101	17.0	512	16.5	33
Cassell(TOT)	61-44	1714	337-783	.430	81-231	.351	212-251	.845	47	135	182	305	200-9	77	168	19.0	967	15.9	30
Cassell(NJ)	23-22	777	167-377	.443	47-120	.392	64-77	.831	21	61	82	149	86-3	37	67	7.0	445	19.3	30
J. Williams	41-40	1432	221-540	.409	0-4	.000	108-183	.590	242	311	553	51	158-5	24	82	36.0	550	13.4	28
Bradley	40-38	1228	199-456	.436	0-5	.000	81-122	.664	118	207	325	20	122-4	23	64	160.0	479	12.0	22
Reeves	50-18	1048	141-359	.393	76-192	.396	56-75	.747	22	66	88	170	119-3	23	82	7.0	414	8.3	25
Massenburg	79-49	1954	219-452	.485	0-1	.000	130-206	.631	222	295	517	23	217-2	38	91	50.0	568	7.2	26
Edwards	32-0	477	69-183	.377	15-43	.349	37-43	.860	9	34	43	57	34-0	17	49	4.0	190	5.9	21
R. Williams(TOT)	13-0	200	29-76	.382	9-34	.265	9-12	.750	5	26	31	10	33-0	8	12	4.0	76	5.8	14
R. Williams(NJ)	11-0	167	27-67	.403	9-33	.273	8-10	.800	4	20	24	8	28-0	8	10	4.0	71	6.5	14
McDaniel	62-5	1170	138-355	.389	5-25	.200	65-89	.730	124	194	318	65	144-0	36	70	17.0	346	5.6	15
Daniels(TOT)	22-0	310	36-119	.303	21-70	.300	5-6	.833	19	24	43	26	33-0	10	14	3.0	98	4.5	11
Daniels(NJ)	17-0	282	34-103	.330	19-59	.322	5-6	.833	18	21	39	25	29-0	9	11	3.0	92	5.4	11
Montross(TOT)	78-77	1828	159-349	.456	0-0	.000	21-62	.339	181	337	518	61	268-5	20	77	73.0	339	4.3	14
Montross(NJ)	31-31	844	73-162	.451	0-0	.000	11-28	.393	115	167	282	29	118-3	11	26	39.0	157	5.1	14
O'Bannon	45-5	634	76-207	.367	17-60	.283	20-23	.870	41	71	112	28	78-0	24	14	10.0	189	4.2	12
Kleine(TOT)	59-10	848	69-170	.406	2-3	.667	28-38	.737	62	141	203	35	110-0	17	41	18.0	168	2.8	11
Kleine(NJ)	28-0	453	35-82	.427	1-2	.500	13-18	.722	39	75	114	23	57-0	8	21	12.0	84	3.0	8
Gray	5-0	42	15-Apr	.267	1-4	.250	4-4	1.000	1	2	3	2	5-0	1	3	0.0	13	2.6	7
Haley	20-0	74	13-37	.351	0-0	.000	14-19	.737	13	19	32	5	14-0	1	2	1.0	40	2.0	10
Caldwell	18-0	204	Oct-1935	.286	0-2	.000	9-17	.529	20	36	56	5	27-0	8	12	1.0	29	1.6	7
Werdann	6-0	31	07-Mar	.429	0-0	.000	3-3	1.000	3	3	6	0	10-0	2	2	1.0	9	1.5	5
Dare	41-2	313	19-54	.352	0-0	.000	19-37	.514	35	47	82	3	51-0	4	21	28.0	57	1.4	7
Askew	1-0	7	0-0	.000	0-0	.000	0-0	.000	0	0	0	0	1-0	0	0	0.0	0	0.0	0
NETS	82	19780	2994-7091	.422	484-1371	.353	1502-2031	.740	1410	2376	3786	1726	1865-23	677	1290	481.0	7974	97.2	123
OPPONENTS	82	19780	3100-6684	.464	520-1398	.372	1628-2185	.745	1065	2464	3529	1925	1780-14	675	1257	516.0	8348	101.8	132



# 2015-16 BROOKLYN NETS MEDIA GUIDE

## 1996-1997 SEASON RESULTS

DATE	OPPONENTS	SCORE	W/L	REC	SCORING	REBOUNDS	ASSISTS	ATTEN.
Nov. 1	CLEVELAND	77-90	L	0-1	Gill, 22	Williams, 12	Pack, 6	18316
Nov. 7	ORLANDO	95-108	L	0-2	Gill, 22	Williams, 16	Gill, 7	38639
Nov. 8	@ Orlando	82-86	L	0-3	Pack, 13	Williams, 18	Reeves, 5	38639
Nov. 13	WASHINGTON	91-106	L	0-4	Kittles, 21	Williams, 18	Kittles, 5	10884
Nov. 15	PORTLAND	85-93	L	0-5	Bradley/Gill, 16	Williams, 16	Kittles, 4	12016
Nov. 16	DENVER	106-99	W	1-5	Gill, 32	Williams, 18	Pack, 9	13309
Nov. 21	@ Detroit	88-96	L	1-6	Williams, 24	Williams, 18	Pack, 9	14753
Nov. 23	DALLAS	114-91	W	2-6	Gill, 26	Williams, 15	Pack, 22	15701
Nov. 25	@ Utah	92-108	L	2-7	Kittles/Massenburg/O'Bannon, 12	Williams, 11	Pack, 7	19132
Nov. 27	@ Phoenix	77-99	L	2-8	Gill, 18	Williams, 13	Reeves, 6	19023
Nov. 28	@ Golden	118-124	L	2-9	Kittles/Pack, 25	Williams, 15	Pack, 9	15209
Nov. 30	@ L.A. Clippers	106-95 (OT)	W	3-9	Gill, 29	Williams, 24	Gill, 4	11519
Dec. 4	NEW YORK	102-109	L	3-10	Gill/Pack, 20	Gill/Williams, 11	Pack, 12	20049
Dec. 6	@ Boston	110-108 (OT)	W	4-10	Kittles, 30	Williams, 19	Pack, 12	15815
Dec. 7	DETROIT	69-95	L	4-11	Bradley, 22	Williams, 17	Pack, 11	12018
Dec. 11	SEATTLE	110-101	W	5-11	Gill, 24	Williams, 17	Pack, 12	14279
Dec. 13	CHICAGO	92-113	L	5-12	Pack, 25	Massenburg, 10	Pack, 8	20049
Dec. 14	@ Milwaukee	91-101	L	5-13	Pack, 23	Massenburg, 16	Pack, 7	16689
Dec. 17	TORONTO	88-97	L	5-14	Kittles, 27	Williams, 18	Pack, 12	10078
Dec. 18	@ Cleveland	81-99	L	5-15	Kittles, 20	Massenburg, 9	Pack, 11	13533
Dec. 20	@ Atlanta	95-109	L	5-16	Kittles, 28	Bradley/Dare/Kittles, 6	Pack, 6	12884
Dec. 21	BOSTON	101-100	W	6-16	Pack, 29	Bradley, 15	Pack, 13	14181
Dec. 23	@ Chicago	81-113	L	6-17	Kittles/Gill, 19	Bradley/Massenburg, 8	Pack, 17	23601
Dec. 26	@ Toronto	96-98	L	6-18	Pack, 27	Gill, 13	Pack, 9	16630
Dec. 27	INDIANA	105-94	W	7-18	Gill, 31	Bradley, 10	Pack, 13	15152
Dec. 29	@ Indiana	110-102 (OT)	W	8-18	Kittles, 28	Bradley, 10	Kittles, 6	15148
Dec. 30	@ New York	86-98	L	8-19	Kittles, 28	Bradley, 9	Gill/Reeves, 5	19763
Jan. 2	@ Miami	91-101	L	8-20	Bradley, 21	Bradley, 12	Kittles, 8	15200
Jan. 3	ATLANTA	85-95	L	8-21	Gill, 28	Bradley, 12	Gill, 5	14310
Jan. 7	SAN ANTONIO	90-74	W	9-21	Williams, 19	Williams, 16	Pack, 12	13860
Jan. 9	MINNESOTA	107-110	L	9-22	Pack, 28	Williams, 23	Pack, 11	14025
Jan. 11	TORONTO	106-123	L	9-23	Gill, 30	Williams, 11	Pack, 15	15527
Jan. 13	ORLANDO	111-114	L	9-24	Gill, 41	Williams, 19	Pack, 18	13989
Jan. 15	@ Charlotte	104-116	L	9-25	Gill, 30	Dare/Gill/Williams, 7	Pack, 8	24042
Jan. 17	@ Philadelphia	105-103 (OT)	W	10-25	Gill, 29	Massenburg/Williams, 15	Pack, 13	15583
Jan. 18	CHARLOTTE	92-102	L	10-26	Gill/Williams, 24	Williams, 16	Pack, 12	15119
Jan. 20	@ Denver	123-132	L	10-27	Gill, 30	O'Bannon, 9	Gill/Pack, 6	10220
Jan. 22	@ San Antonio	103-95	W	11-27	Gill, 32	Williams, 14	Reeves, 7	12802
Jan. 23	@ Houston	104-111	L	11-28	Gill, 28	Williams, 12	Gill/Kittles, 6	16285
Jan. 25	@ Dallas	81-92	L	11-29	Gill, 23	Massenburg, 11	Reeves, 6	16885
Jan. 28	CLEVELAND	62-84	L	11-30	Gill, 19	Williams, 12	Reeves, 4	11283
Jan. 30	PHOENIX	113-101	W	12-30	Gill, 32	Williams, 20	Kittles/Reeves, 9	15540
Feb. 1	DETROIT	75-90	L	12-31	Bradley, 18	Williams, 15	Reeves, 12	20049
Feb. 2	@ Indiana	90-92	L	12-32	Gill, 32	Williams, 11	Reeves, 9	15748
Feb. 4	VANCOUVER	111-105	W	13-32	Kittles, 32	Bradley, 16	Reeves, 8	10990
Feb. 6	INDIANA	100-104	L	13-33	Williams, 21	Williams, 20	Reeves, 12	14307
Feb. 11	@ Orlando	104-98	W	14-33	Gill, 28	Williams, 7	Gill, 8	17248
Feb. 12	@ Charlotte	100-113	L	14-34	Gill, 26	Williams, 11	Kittles/Gill, 6	24042
Feb. 14	@ Washington	107-125	L	14-35	Gill, 25	Williams/McDaniel, 8	Edwards, 3	10642
Feb. 15	WASHINGTON	107-86	W	15-35	Reeves, 23	Williams, 15	Reeves, 5	20049
Feb. 17	@ Cleveland	101-108	L	15-36	Kittles/Gill, 30	Gill, 9	Kittles, 9	15801
Feb. 20	MIAMI	87-92	L	15-37	Cassell/Gill, 17	Montross, 11	Cassell/Kittles, 4	18962
Feb. 21	@ Detroit	84-98	L	15-38	Jackson, 23	Jackson, 9	Jackson, 5	21454
Feb. 23	BOSTON	109-93	W	16-38	Gill, 24	Massenburg, 10	Cassell, 6	18815
Feb. 25	SACRAMENTO	97-90	W	17-38	Gill, 28	McDaniel, 13	Cassell/Gill, 6	13010
Feb. 28	GOLDEN STATE	108-117	L	17-39	Gill, 30	Montross/McDaniel, 6	Cassell/Jackson, 5	14781
Mar. 3	@ Sacramento	95-108	L	17-40	Cassell, 24	Jackson, 11	Cassell, 6	17317
Mar. 4	@ Portland	118-123	L	17-41	Kittles, 26	Montross, 13	Cassell/Jackson, 6	21120
Mar. 6	@ Vancouver	102-96	W	18-41	Cassell, 26	McDaniel, 11	Cassell, 10	16673
Mar. 7	@ Seattle	90-109	L	18-42	Gill, 25	Jackson/Montross, 8	Cassell, 7	17072
Mar. 9	@ L.A. Lakers	105-115	L	18-43	Cassell, 23	Montross, 11	Cassell, 11	17103
Mar. 12	UTAH	102-117	L	18-44	Kittles, 23	Massenburg, 13	Kittles, 7	13150
Mar. 14	CHICAGO	99-98	W	19-44	Cassell, 28	Massenburg, 14	Cassell, 12	20049
Mar. 16	@ New York	89-74	W	20-44	Cassell, 23	McDaniel, 13	Gill, 7	19763
Mar. 18	HOUSTON	89-97	L	20-45	Gill/Jackson, 20	Montross, 18	Cassell, 6	20049
Mar. 21	@ Philadelphia	110-112	L	20-46	Gill, 33	Massenburg, 8	Cassell, 6	13584
Mar. 23	@ Boston	100-91	W	21-46	Cassell, 30	Montross, 10	Cassell, 11	17022
Mar. 24	L.A. LAKERS	84-109	L	21-47	Kittles, 17	Massenburg, 11	Jackson, 5	20049
Mar. 26	PHILADELPHIA	123-105	W	22-47	Jackson, 28	McDaniel, 15	Jackson, 9	16458
Mar. 28	NEW YORK	92-86	W	23-47	Jackson, 29	Kleine, 9	Cassell, 6	20049
Mar. 29	@ Chicago	101-111	L	23-48	Jackson, 33	Montross, 10	Cassell, 10	23916
Apr. 2	@ Minnesota	89-94	L	23-49	Gill, 23	Jackson, 9	Cassell, 6	14919
Apr. 3	CHARLOTTE	87-93	L	23-50	Gill, 26	Massenburg, 10	Cassell/Gill, 6	17593
Apr. 6	L.A. CLIPPERS	96-103	L	23-51	Kittles, 23	Massenburg, 12	Jackson, 10	15731
Apr. 8	MIAMI	92-94	L	23-52	Kittles, 23	Montross, 15	Cassell, 8	16191
Apr. 10	MILWAUKEE	93-88	W	24-52	Jackson, 24	Massenburg, 12	Jackson, 10	16666
Apr. 11	@ Washington	90-109	L	24-53	Kittles, 21	Massenburg, 10	Jackson, 4	18756
Apr. 13	@ Milwaukee	123-132	L	24-54	Kittles, 40	Massenburg, 11	Gill/Jackson, 9	16050
Apr. 15	@ Atlanta	101-109	L	24-55	Gill, 27	Montross, 15	Jackson, 10	14458
Apr. 16	PHILADELPHIA	105-113	L	24-56	Kittles, 26	Montross, 18	Jackson, 8	16654
Apr. 18	@ Miami	86-74	W	25-56	Gill, 24	Montross, 17	Jackson, 9	15200
Apr. 20	ATLANTA	108-92	W	26-56	Jackson, 25	Massenburg, 11	Jackson, 12	18702

\*Game played in Tokyo, Japan





# 2015-16 BROOKLYN NETS MEDIA GUIDE

## Year-by-Year Recaps: 1997-98

**Nets make NBA Playoffs for the first time in four years; Jayson Williams named NBA All-Star; Keith Van Horn selected to Schick Rookie All-Star Game coached by Nets Senior VP Willis Reed; Complete mid-season five player trade bringing the Nets Rony Seikaly and Brian Evans**

Final Record: 43-39 (.531)

Head Coach: John Calipari

The Nets opened the 1997-98 campaign with a record-setting four-game winning streak, finishing the first month of the season with a 10-5 mark, which included an opening night win (October 31) over the Indiana Pacers in Larry Bird's coaching debut. Rookie forward Keith Van Horn, who missed the first 17 games of the season with a sprained right ankle, made his NBA debut in December and finished the season leading the Nets in scoring at 19.7 ppg. Nets center Jayson Williams finished second in the NBA in rebounding at 13.6 rpg and grabbed a league-high 443 offensive rebounds. Jayson's play earned him his first-ever selection to the NBA All-Star Game, as he was the lone metropolitan representative in the contest, which was played at Madison Square Garden. Keith Van Horn also enjoyed the All-Star festivities, participating in the Schick Rookie All-Star Game. Following the All-Star break, the Nets completed a five-player trade with the Orlando Magic, obtaining center Rony Seikaly and forward Brian Evans for forward David Benoit, guard Kevin Edwards, center Yinka Dare and a 1998 first round draft pick. On the court, the Nets defeated the Detroit Pistons 114-101 at the CAA in the last game of the season to earn the final berth in the Eastern Conference playoffs. The Nets ended the season at 43-39, their best mark since the 1993-94 campaign. In the playoffs, the Nets fell to the defending World Champion Chicago Bulls in three games.

### 1997-98 Roster

2	David Benoit	F	6'8"	220	05/09/1968	Alabama
45	Michael Cage	C	6'9"	248	01/27/1962	San Diego State
10	Sam Cassell	G	6'3"	195	11/18/1969	Florida St.
33	Yinka Dare	C	7'0"	265	10/10/1972	George Washington
20	Sherman Douglas	G	6'1"	195	09/15/1966	Syracuse
21	Kevin Edwards	G	6'3"	210	10/30/1965	DePaul
11	Brian Evans	F	6'8"	220	09/13/1973	Indiana
15	Chris Gatling	F	6'10"	225	09/03/1967	Old Dominion
13	Kendall Gill	F/G	6'5"	216	05/25/1968	Illinois
54	Jack Haley	C	6'10"	240	01/27/1964	UCLA
12	Lucious Harris	G	6'5"	205	12/18/1970	Long Beach St.
30	Kerry Kittles	G	6'5"	180	06/12/1974	Villanova
24	Don MacLean	F	6'10"	235	01/16/1970	UCLA
34	Xavier McDaniel	F	6'7"	205	06/04/1963	Wichita St.
2	Rony Seikaly	C	6'11"	253	05/10/1965	Syracuse
44	Keith Van Horn	F	6'10"	250	10/23/1975	Utah
42	David Vaughn	F	6'9"	240	03/23/1973	Memphis
55	Jayson Williams	C	6'10"	245	02/22/1968	St. John's



HISTORY

### FINAL 1997-1998 STATISTICS (43-39) NEW JERSEY NETS

PLAYER	G-GS	MIN	FG-FGA	PCT	3FG-FGA	PCT	FT-FTA	PCT	OFF	DEF	TOT	AST	PF-DQ	STL	TO	BLK	PTS	AVG	HI
Van Horn	62-62	2325	446-1047	.426	69-224	.308	258-305	.846	142	266	408	106	216-0	64	164	25.0	1219	19.7	33
Cassell	75-72	2606	510-1156	.441	15-80	.188	436-507	.860	73	155	228	603	262-5	121	269	20.0	1471	19.6	35
Kittles	77-76	2814	508-1154	.440	110-263	.418	202-250	.808	132	230	362	176	152-0	132	106	37.0	1328	17.2	31
Gill	81-81	2733	418-974	.429	26-101	.257	225-327	.688	112	279	391	200	268-4	156	124	64.0	1087	13.4	27
Seikaly(TOT)	56-49	1636	250-579	.432	0-2	.000	246-332	.741	146	247	393	77	164-2	28	146	43.0	746	13.3	37
Seikaly(NJ)	9-2	152	13-41	.317	0-0	.000	16-27	.593	16	20	36	8	27-0	3	12	4.0	42	4.7	10
Williams	65-65	2343	321-645	.498	0-4	.000	195-293	.666	443	440	883	67	236-7	45	95	49.0	837	12.9	27
Gatling	57-16	1359	248-545	.455	1-4	.250	159-265	.600	118	216	334	53	152-2	52	99	29.0	656	11.5	25
Douglas	80-11	1699	255-515	.495	14-46	.304	115-172	.669	52	83	135	319	156-2	55	110	7.0	639	8.0	25
Benoit	53-0	799	102-269	.379	41-119	.345	37-44	.841	42	99	141	17	120-0	26	39	16.0	282	5.3	14
Evans(TOT)	72-1	893	123-312	.394	29-87	.333	46-57	.807	49	88	137	55	101-0	29	38	13.0	321	4.5	16
Evans(NJ)	28-1	332	46-106	.434	17-42	.405	6-9	.667	18	34	52	24	44-0	7	14	5.0	115	4.1	16
Vaughn(TOT)	40-2	489	66-148	.446	0-1	.000	30-47	.638	53	99	152	20	83-1	15	40	10.0	162	4.1	12
Vaughn(NJ)	15-2	161	19-33	.576	0-0	.000	6-9	.667	19	30	49	2	34-0	5	9	4.0	44	2.9	6
Harris	50-0	671	69-177	.390	12-39	.308	41-55	.745	21	31	52	42	77-0	42	21	5.0	191	3.8	15
Edwards	27-5	352	37-106	.349	4-11	.364	13-15	.867	11	23	34	26	20-0	21	20	0.0	91	3.4	15
Haley	16-0	51	5-18	.278	0-1	.000	12-21	.571	5	10	15	0	9-0	0	4	1.0	22	1.4	10
Cage	79-17	1201	43-84	.512	0-1	.000	20-36	.556	115	193	308	32	105-1	45	23	44.0	106	1.3	8
McDaniel	20-0	180	10-30	.333	0-0	.000	5-8	.625	12	19	31	9	23-0	3	8	2.0	25	1.3	7
Dare	10-0	60	4-18	.222	0-0	.000	4-8	.500	10	7	17	1	9-0	0	2	2.0	12	1.2	4
MacLean	9-0	42	1-10	.100	1-2	.500	0-0	.000	3	2	5	0	7-0	0	2	0.0	3	0.3	3
NETS	82	19880	3055-6928	.441	310-937	.331	1750-2351	.744	1344	2137	3481	1685	1917-21	777	1180	314.0	8170	99.6	133
OPPONENTS	82	19880	3016-6406	.471	356-1030	.346	1653-2211	.748	1079	2316	3395	1771	2023-23	616	1482	515.0	8041	98.1	122





# 2015-16 BROOKLYN NETS MEDIA GUIDE

## 1997-1998 SEASON RESULTS

DATE	OPPONENTS	SCORE	W/L	REC	SCORING	REBOUNDS	ASSISTS	ATTEN.
Oct. 31	INDIANA	97-95	W	1-0	Gill, 20	Williams, 20	Cassell, 8	20049
Nov. 1	at Milwaukee	113-109 (OT)	W	2-0	Cassell, 33	Williams, 13	Cassell, 7	18717
Nov. 5	GOLDEN STATE	112-96	W	3-0	Gatling, 21	Williams, 15	Douglas, 13	12150
Nov. 7	MIAMI	99-87	W	4-0	Gatling, 24	Gatling, 12	Cassell, 13	18231
Nov. 8	at Chicago	86-99	L	4-1	Cassell, 19	Gatling, 9	Cassell, 7	23898
Nov. 13	CLEVELAND	74-85	L	4-2	Cassell, 32	Williams, 26	Cassell/Douglas, 3	14235
Nov. 15	at Detroit	88-96 (OT)	L	4-3	Cassell, 29	Williams, 18	Cassell, 8	19191
Nov. 16	at Cleveland	77-72	W	5-3	Douglas, 25	Williams, 16	Douglas/Gill, 5	12860
Nov. 19	BOSTON	108-100	W	6-3	Williams, 27	Williams, 13	Douglas, 6	15449
Nov. 21	at Boston	93-101	L	6-4	Gatling, 22	Gatling, 8	Gill, 9	18624
Nov. 22	PORTLAND	93-87	W	7-4	Gatling, 23	Williams, 11	Cassell, 13	18543
Nov. 25	at Golden State	101-87	W	8-4	Cassell/Kittles, 18	Williams, 12	Cassell, 9	9678
Nov. 26	at Phoenix	99-111	L	8-5	Cassell, 24	Williams, 12	Cassell/Kittles, 7	19023
Nov. 28	at L.A. Clippers	104-92	W	9-5	Cassell/Kittles, 25	Cage/Williams, 7	Cassell, 9	11030
Nov. 30	at Sacramento	87-73	W	10-5	Gill, 26	Williams, 13	Cassell, 11	12897
Dec. 1	at Utah	95-100	L	10-6	Cassell, 26	Williams, 9	Cassell, 10	19911
Dec. 3	SEATTLE	89-93	L	10-7	Cassell, 23	Williams, 24	Kittles, 5	15259
Dec. 5	PHILADELPHIA	107-88	W	11-7	Gill, 24	Williams, 11	Cassell, 12	17845
Dec. 8	at Miami	97-105	L	11-8	Cassell, 19	Williams, 11	Cassell, 6	14387
Dec. 9	at Washington	99-120	L	11-9	Van Horn, 23	Williams, 12	Cassell, 9	17351
Dec. 11	at Detroit	99-103	L	11-10	Van Horn, 24	Williams, 16	Cassell, 7	14365
Dec. 13	DENVER	133-95	W	12-10	Van Horn, 30	Williams, 22	Cassell, 9	15248
Dec. 17	DETROIT	105-101	W	13-10	Gill/Van Horn, 22	Williams, 22	Cassell, 11	16028
Dec. 20	CHICAGO	92-100	L	13-11	Van Horn, 20	Williams, 17	Cassell, 7	20049
Dec. 22	at Orlando	99-88	W	14-11	Cassell, 28	Kittles, 11	Cassell, 6	16959
Dec. 26	at Minnesota	96-116	L	14-12	Cassell, 31	Van Horn, 10	Cassell, 13	17947
Dec. 27	MILWAUKEE	112-104 (2OT)	W	15-12	Van Horn, 26	Williams, 22	Cassell, 15	16351
Dec. 29	WASHINGTON	99-91	W	16-12	Van Horn, 32	Williams, 22	Cassell, 9	17172
Dec. 30	at Indiana	91-109	L	16-13	Cassell, 18	Van Horn, 11	Cassell, 9	16489
Jan. 2	NEW YORK	103-98	W	17-13	Van Horn, 29	Williams, 15	Douglas, 5	20049
Jan. 3	at Cleveland	81-95	L	17-14	Gill, 21	Williams, 7	Douglas, 9	15899
Jan. 7	at New York	88-89 (OT)	L	17-15	Cassell, 34	Williams, 12	Cassell, 4	19763
Jan. 8	ORLANDO	89-87	W	18-15	Kittles, 27	Williams, 15	Douglas, 9	16055
Jan. 10	MINNESOTA	101-108	L	18-16	Kittles/Van Horn, 22	Williams, 17	Cassell, 7	20049
Jan. 12	at Toronto	108-100	W	19-16	Kittles, 31	Williams, 8	Douglas, 15	14376
Jan. 13	at Charlotte	81-68	W	20-16	Douglas/Williams, 23	Williams, 14	Douglas, 11	22805
Jan. 15	L.A. CLIPPERS	116-119	L	20-17	Van Horn, 26	Williams, 18	Douglas, 17	14446
Jan. 17	ATLANTA	97-81	W	21-17	Van Horn, 23	Williams, 23	Douglas, 10	20049
Jan. 19	SAN ANTONIO	95-84	W	22-17	Van Horn, 21	Williams, 18	Cassell, 8	16565
Jan. 21	HOUSTON	117-112 (OT)	W	23-17	Williams, 25	Williams, 19	Cassell/Douglas, 7	17328
Jan. 23	CHICAGO	98-100 (OT)	L	23-18	Williams, 23	Williams, 23	Cassell, 5	20049
Jan. 24	at Washington	87-104	L	23-19	Kittles, 21	Williams, 11	Cassell/Kittles, 5	20674
Jan. 27	at Denver	120-87	W	24-19	Cassell, 18	Williams, 7	Cassell, 5	9327
Jan. 28	at L.A. La	106-95	W	25-19	Van Horn, 30	Cage, 12	Cassell, 11	15643
Jan. 31	at Vancouver	116-106	W	26-19	Cassell, 26	Williams, 9	Cassell, 6	17094
Feb. 1	at Seattle	87-97	L	26-20	Williams/Van Horn, 17	Williams, 9	Cassell, 9	17072
Feb. 3	at Portland	97-98	L	26-21	Kittles, 24	Williams, 10	Cassell, 8	20527
Feb. 5	PHOENIX	106-94	W	27-21	Kittles/Van Horn, 20	Williams, 15	Cassell, 9	17085
Feb. 10	DALLAS	90-81	W	28-21	Cassell, 26	Williams, 13	Cassell/Gill, 5	15263
Feb. 13	TORONTO	130-115	W	29-21	Van Horn, 24	Williams/Van Horn, 12	Cassell, 11	14263
Feb. 14	at Philadelphia	105-98	W	30-21	Cassell, 30	Williams, 24	Cassell, 11	18404
Feb. 16	MILWAUKEE	103-92	W	31-21	Kittles, 19	Williams, 10	Cassell/Gill, 5	17060
Feb. 18	at Atlanta	104-114	L	31-22	Cassell, 24	Van Horn, 13	Cassell, 8	8449
Feb. 20	CLEVELAND	95-109	L	31-23	Cassell, 28	Williams, 13	Cassell, 10	16850
Feb. 21	PHILADELPHIA	89-98	L	31-24	Kittles, 24	Williams, 24	Cassell/Kittles, 6	20049
Feb. 24	VANCOUVER	110-101	W	32-24	Kittles, 29	Williams, 15	Cassell/Douglas, 8	13335
Feb. 26	SACRAMENTO	102-99	W	33-24	Cassell, 25	Williams, 16	Cassell, 10	14118
Feb. 28	MIAMI	93-95	L	33-25	Gill, 22	Williams, 15	Douglas, 6	20049
Mar. 1	at Miami	84-85	L	33-26	Van Horn, 22	Williams, 13	Cassell, 12	15200
Mar. 3	at New York	91-94	L	33-27	Cassell, 19	Van Horn, 9	Cassell, 10	19763
Mar. 6	UTAH	115-122	L	33-28	Cassell, 29	Cage, 7	Cassell, 7	20049
Mar. 8	CHARLOTTE	100-109	L	33-29	Kittles, 21	Van Horn, 9	Cassell, 10	16450
Mar. 10	at San Antonio	78-79	L	33-30	Cassell, 19	Cage, 11	Cassell/Douglas, 4	15204
Mar. 12	at Houston	104-115	L	33-31	Cassell, 32	Cage, 13	Cassell, 14	16285
Mar. 14	at Dallas	108-93	W	34-31	Gatling, 24	Gatling, 7	Cassell, 10	14309
Mar. 16	at Chicago	72-88	L	34-32	Gatling, 14	Gill, 8	Cassell, 4	23908
Mar. 19	ORLANDO	93-87	W	35-32	Van Horn, 19	Kittles, 11	Cassell, 6	20049
Mar. 20	at Indiana	92-99	L	35-33	Van Horn, 21	Gatling/Van Horn, 8	Cassell, 9	16380
Mar. 22	WASHINGTON	100-102 (OT)	L	35-34	Van Horn, 29	Williams, 17	Cassell, 7	20049
Mar. 25	at Philadelphia	91-86	W	36-34	Van Horn, 31	Williams, 15	Cassell, 8	14739
Mar. 27	BOSTON	76-82	L	36-35	Cassell, 29	Williams, 15	Cassell, 5	20049
Mar. 31	ATLANTA	105-90	W	37-35	Van Horn, 22	Gatling, 14	Cassell, 7	17576
Apr. 2	L.A. LAKERS	106-117	L	37-36	Cassell, 18	Gatling, 12	Cassell, 8	20049
Apr. 4	NEW YORK	97-94	W	38-36	Cassell, 30	Cassell, 7	Cassell, 7	20049
Apr. 6	CHARLOTTE	125-115	W	39-36	Cassell, 35	Gatling, 11	Cassell, 11	17362
Apr. 8	at Boston	117-104	W	40-36	Cassell, 29	Van Horn, 11	Cassell, 9	18624
Apr. 11	at Milwaukee	124-117	W	41-36	Cassell, 29	Cage, 10	Cassell, 13	16375
Apr. 12	at Toronto	116-109	W	42-36	Van Horn, 33	Cage, 9	Cassell, 11	14088
Apr. 14	TORONTO	92-96	L	42-37	Van Horn, 25	Van Horn, 16	Cassell, 8	17521
Apr. 15	at Charlotte	103-109	L	42-38	Cassell, 27	Gatling, 12	Cassell, 10	23440
Apr. 17	at Orlando	109-121	L	42-39	Cassell, 27	Gatling, 9	Cassell, 6	17248
Apr. 19	DETROIT	114-101	W	43-39	Gill, 27	Kittles, 11	Douglas, 11	20049



# 2015-16 BROOKLYN NETS MEDIA GUIDE

## Year-by-Year Recaps: 1998-99

**NBA experiences first shortened season in league history, playing 50 games; Nets acquire Stephon Marbury as part of a three team, nine player transaction; Don Casey named interim Head Coach on March 15, replacing John Calipari; Nets lose a total of 176 games due to injury among nine different players**

Final Record: 16-34

Head Coach: John Calipari: 3-17 (.150); Don Casey: 13-17 (.433)

The New Jersey Nets began the 50-game 1998-99 season by splitting a home-and-home series with the Atlanta Hawks, giving every indication that they would challenge for the top spot in the NBA's Eastern Conference. But the injury bug hit the Nets early and hard, and the team was never able to pull itself from a severe tailspin that saw them lose 17 of their first 20 games. The Nets acquired Stephon Marbury, Chris Carr and Elliot Perry on March 11 as part of a three-team, nine-player transaction, and Don Casey became the Nets interim head coach on March 15, replacing John Calipari. By season's end, Jayson Williams, Keith Van Horn, Jim McIlvaine, Eric Murdock, Scott Burrell, Rony Seikaly and Kerry Kittles were all unable to play for the Nets due to injury, as the team was only able to muster 16 wins for the season.

### 1998-99 Roster

7	Earl Boykins	G	5'5"	135	06/02/1976	Eastern Michigan
24	Scott Burrell	G/F	6'7"	218	01/12/1971	Connecticut
43	Chris Carr	G	6'6"	220	03/12/1974	Southern Illinois
10	Sam Cassell	G	6'3"	195	11/18/1969	Florida St.
50	William Cunningham	C	6'11"	250	04/25/1974	Temple
11	Brian Evans	F	6'8"	220	09/13/1973	Indiana
14	Jamie Feick	F	6'8"	255	07/03/1974	Michigan State
15	Chris Gatling	F	6'10"	225	09/03/1967	Old Dominion
13	Kendall Gill	F/G	6'5"	216	05/25/1968	Illinois
12	Lucious Harris	G	6'5"	205	12/18/1970	Long Beach St.
42	Mark Hendrickson	F	6'9"	220	06/23/1974	Washington State
9	Damon Jones	G	6'3"	185	08/25/1976	Houston
30	Kerry Kittles	G	6'5"	180	06/12/1974	Villanova
33	Stephon Marbury	G	6'2"	180	02/20/1977	Georgia Tech
22	Jim McIlvaine	C	7'1"	264	07/30/1972	Marquette
5	Eric Murdock	G	6'1"	200	06/14/1968	Providence
77	Gheorghe Muresan	C	7'7"	303	02/14/1971	Cluj (Romania)
20	Doug Overton	G	6'3"	190	08/03/1969	La Salle
1	Elliot Perry	G	6'0"	152	03/28/1969	Memphis
2	Rony Seikaly	C	6'11"	253	05/10/1965	Syracuse
44	Keith Van Horn	F	6'10"	250	10/23/1975	Utah
50	David Vaughn	F	6'9"	240	03/23/1973	Memphis
55	Jayson Williams	C	6'10"	245	02/22/1968	St. John's



HISTORY

### Final 1998-99 STATISTICS (16-34) New Jersey Nets

PLAYER	G-GS	MIN	FG	FGA	PCT	3FG	3FGA	PCT	FT	FTA	PCT	OFF	DEF	TOT	AST	PF	DQ	STL	TO	BLK	PTS	AVG
Van Horn	42-42	1576	322	752	.428	16	53	.302	256	298	.859	114	244	358	65	134	2	43	133	53	916	21.8
Marbury	49-49	1895	378	883	.428	66	197	.335	222	278	.799	37	105	142	437	125	0	59	164	8	1044	21.3
Marbury	31-31	1234	254	579	.439	58	158	.367	159	191	.832	20	60	80	270	81	0	30	109	3	725	23.4
Cassell	4-3	100	21	49	.429	1	7	.143	29	31	.935	1	5	6	19	13	1	3	12	0	72	18.0
Kittles	46-40	1570	227	613	.370	50	158	.316	88	114	.772	52	139	191	116	82	0	79	66	26	592	12.9
Gill	50-47	1606	236	593	.398	2	17	.118	114	167	.683	61	183	244	123	162	4	134	71	26	588	11.8
Williams	30-30	1020	97	218	.445	0	2	.000	48	85	.565	147	213	360	33	126	3	24	46	60	242	8.1
Overton	8-1	174	25	57	.439	2	4	.500	12	14	.857	6	11	17	16	14	0	3	15	1	64	8.0
Murdock	15-8	401	45	114	.395	8	22	.364	21	26	.808	3	32	35	66	35	1	22	29	2	119	7.9
Burrell	32-10	706	75	208	.361	28	72	.389	34	42	.810	32	87	119	45	82	2	40	23	11	212	6.6
Feick (TOT)	28-16	852	67	134	.500	0	0	.000	43	60	.717	112	176	288	24	73	0	25	34	18	177	6.3
Feick (NJ)	26-16	849	67	133	.504	0	0	.000	43	60	.717	112	174	286	24	73	0	25	34	18	177	6.8
Hendricks	22-63	99	39	88	.443	0	1	.000	42	50	.840	27	41	68	13	39	0	12	15	1	120	5.5
Harris	36-56	2	73	181	.403	11	50	.220	36	48	.750	21	46	67	31	52	1	18	18	7	193	5.4
Carr (TOT)	39-44	45	76	205	.371	28	75	.373	27	40	.675	23	48	71	23	45	0	8	28	2	207	5.3
Carr (NJ)	28-23	64	67	179	.374	25	66	.379	25	36	.694	23	36	59	16	36	0	7	24	1	184	6.6
Gatling	18-22	81	36	97	.371	0	1	.000	12	24	.500	21	44	65	12	40	0	8	29	4	84	4.7
Jones	11-1	31	14	44	.318	10	29	.345	11	13	.846	2	11	13	13	7	0	7	5	0	49	4.5
Boykins	5-0	51	10	21	.476	1	5	.200	0	0	.000	1	3	4	6	3	0	1	7	0	21	4.2
Vaughn	10-0	103	13	24	.542	0	0	.000	8	10	.800	13	21	34	1	22	0	2	11	8	34	3.4
Perry (TOT)	35-0	290	39	103	.379	10	24	.417	10	14	.714	7	27	34	47	25	0	20	34	0	98	2.8
Perry (NJ)	30-0	243	30	86	.349	9	23	.391	9	12	.750	6	20	26	35	22	0	16	32	0	78	2.6
Evans	11-0	121	11	34	.324	4	11	.364	4	4	1.000	4	13	17	14	7	0	3	2	3	30	2.7
McIlvaine	22-12	69	22	51	.431	0	0	.000	4	6	.667	31	23	54	2	59	1	9	13	32	48	2.2
Seikaly	9-0	88	4	20	.200	0	0	.000	7	18	.389	5	16	21	2	15	0	4	10	6	15	1.7
Cunningham (TOT)	16-61	62	3	18	.167	0	0	.000	0	2	.000	13	15	28	1	30	0	1	5	11	6	0.4
Cunningham (NJ)	15-61	61	3	18	.167	0	0	.000	0	2	.000	13	15	28	1	30	0	1	5	11	6	0.4
Muresan	1-0	1	0	1	.000	0	0	.000	0	0	.000	0	0	0	0	0	0	0	1	0	0	0.0
NETS	50	12050	1691	4160	.406	225	679	.331	962	1251	.769	715	1437	2152	923	1134	15	491	750	273	4569	91.4
OPPONENTS	50	12050	1796	3968	.453	223	654	.341	943	1298	.727	624	1581	2205	968	1084	7	395	813	326	4758	95.2



# 2015-16 BROOKLYN NETS MEDIA GUIDE

## 1998-1999 SEASON RESULTS

DATE	OPPONENTS	SCORE	W/L	REC	SCORING	REBOUNDS	ASSISTS	ATTEN.
Feb. 6	@ Atlanta	106-111	L	0-1	Cassell, 36	Williams, 8	Cassell, 9	21194
Feb. 7	ATLANTA	79-69	W	1-1	Van Horn, 24	Williams, 13	Gill, 5	18545
Feb. 10	ORLANDO	81-89	L	1-2	Burrell/Van Horn, 17	Williams, 21	Gill, 4	13217
Feb. 11	@ Milwaukee	75-95	L	1-3	Burrell, 17	Van Horn, 11	Gill/Kittles, 5	18031
Feb. 15	@ Miami	72-95	L	1-4	Van Horn, 19	Williams/Gill, 9	Gill/Kittles, 2	15200
Feb. 16	DETROIT	97-82	W	2-4	Van Horn, 35	Williams, 9	Kittles, 6	15633
Feb. 18	HOUSTON	92-93 (OT)	L	2-5	Gill, 24	Williams, 11	Murdock, 9	18469
Feb. 20	@ Cleveland	84-89	L	2-6	Van Horn, 21	Seikaly, 6	Murdock, 8	15321
Feb. 21	@ Indiana	79-80	L	2-7	Van Horn, 25	Williams, 13	Murdock, 5	16531
Feb. 23	@ New York	74-82	L	2-8	Cassell, 18	Van Horn, 13	Cassell, 5	19763
Feb. 24	PORTLAND	85-94	L	2-9	Murdock, 23	Williams, 15	Murdock, 6	17298
Feb. 27	BOSTON	92-101	L	2-10	Van Horn, 22	Williams, 14	Murdock, 8	20049
Mar. 1	@ Boston	99-97	W	3-10	Gill, 23	Williams, 16	Kittles, 8	17747
Mar. 2	MILWAUKEE	86-94	L	3-11	Van Horn, 27	Williams, 11	Murdock, 6	15180
Mar. 4	CHARLOTTE	82-96	L	3-12	Van Horn, 28	Van Horn, 9	Kittles, 6	14728
Mar. 7	@ New York	86-97	L	3-13	Van Horn, 22	Van Horn, 16	Gill/Murdock, 4	19763
Mar. 9	@ Chicago	87-103	L	3-14	Williams, 23	Williams, 12	Murdock, 7	22207
Mar. 10	@ Indiana	82-93	L	3-15	Gill, 25	Williams, 11	Evans, 5	14925
Mar. 12	@ Philadelphia	93-100 (OT)	L	3-16	Van Horn, 25	Van Horn, 16	Kittles/Overton, 6	19818
Mar. 14	@ Miami	76-102	L	3-17	Marbury, 21	Williams/Van Horn, 12	Marbury, 5	15036
Mar. 16	@ Toronto	85-100	L	3-18	Marbury, 22	Williams, 14	Marbury, 8	15731
Mar. 17	DALLAS	88-87	W	4-18	Marbury, 29	Williams, 21	Gill/Kittles, 3	14976
Mar. 18	@ Chicago	95-104	L	4-19	Marbury, 24	Williams, 15	Marbury, 10	22211
Mar. 21	@ Cleveland	85-88	L	4-20	Marbury, 20	Williams, 13	Marbury, 9	13806
Mar. 22	TORONTO	106-87	W	5-20	Marbury, 31	Williams, 15	Marbury, 12	14697
Mar. 24	DETROIT	71-84	L	5-21	Van Horn, 27	Williams, 17	Marbury, 7	16896
Mar. 26	INDIANA	91-100	L	5-22	Marbury, 24	Williams, 16	Marbury, 8	18732
Mar. 27	CLEVELAND	99-109	L	5-23	Marbury, 26	Williams, 12	Marbury, 6	18541
Mar. 30	@ Orlando	98-100	L	5-24	Kittles, 18	Williams, 12	Marbury, 7	16226
Apr. 1	ATLANTA	90-85	W	6-24	Marbury, 27	Williams, 10	Marbury, 6	14348
Apr. 3	MIAMI	88-77	W	7-24	Van Horn, 27	Feick/Gill, 10	Gill, 3	18114
Apr. 4	@ Boston	91-79	W	8-24	Van Horn, 25	Feick, 12	Marbury, 8	16339
Apr. 6	@ Washington	97-93	W	9-24	Marbury, 29	Van Horn, 13	Marbury, 6	13101
Apr. 7	PHILADELPHIA	92-96	L	9-25	Van Horn, 28	Feick, 10	Marbury, 12	16041
Apr. 9	TORONTO	106-99	W	10-25	Van Horn, 30	Feick/Van Horn, 12	Marbury, 9	15764
Apr. 11	NEW YORK	78-93	L	10-26	Kittles, 16	Van Horn, 9	Marbury, 7	20049
Apr. 13	@ L.A. Clippers	101-109	L	10-27	Van Horn, 33	Feick, 15	Marbury, 8	6218
Apr. 14	@ Denver	97-120	L	10-28	Marbury/Van Horn, 25	Feick, 9	Marbury, 10	10324
Apr. 16	@ Seattle	121-91	W	11-28	Burrell/Marbury, 18	Feick, 11	Marbury, 11	17072
Apr. 18	PHILADELPHIA	86-79	W	12-28	Van Horn, 26	Van Horn, 12	Marbury, 10	20049
Apr. 19	CHARLOTTE	113-120	L	12-29	Marbury, 27	Feick, 15	Marbury, 13	15178
Apr. 21	CHICAGO	99-87	W	13-29	Van Horn, 28	Feick, 17	Marbury, 9	15874
Apr. 24	@ Charlotte	82-97	L	13-30	Marbury, 30	Feick, 8	Marbury, 9	20855
Apr. 25	INDIANA	120-98	W	14-30	Marbury, 26	Feick, 12	Marbury, 20	15050
Apr. 27	MIAMI	76-95	L	14-31	Carr, 18	Feick, 12	Marbury, 6	15883
Apr. 28	@ Detroit	93-101	L	14-32	Gill, 22	Feick, 16	Marbury, 12	17795
Apr. 30	@ Orlando	95-107	L	14-33	Marbury, 36	Feick, 9	Marbury, 9	16589
May. 1	WASHINGTON	102-91	W	15-33	Marbury, 32	Feick, 14	Marbury, 9	16278
May. 3	@ Washington	102-113	L	15-34	Marbury, 37	Feick, 19	Marbury, 10	14206
May. 5	MILWAUKEE	115-107	W	16-34	Marbury, 41	Feick, 17	Marbury, 11	15764



# 2015-16 BROOKLYN NETS MEDIA GUIDE

## Year-by-Year Recaps: 1999-00

**Nets inconsistent season leaves them out of the playoffs for the second straight season; Stephon Marbury named All-NBA Third Team; Don Casey relieved of coaching duties at conclusion of the season**

**Final Record:** 31-51 (.378)

**Head Coach:** Don Casey

The Nets 1999-2000 season started poorly, as the team stumbled to a 2-13 mark under Head Coach Don Casey. Nets shooting guard Kerry Kittles returned to action in December and helped the Nets reverse their fortune, as they went 10-5 in the month, closing to within six games of the .500 mark. They would not post another winning month until March (9-7), and closed with an 11-game losing streak, including all 10 games in April. Stephon Marbury leads the team in scoring at 22.2 ppg, and makes All-NBA Third Team. Nets hire Rod Thorn as president in June, relieve Don Casey of his coaching duties and hire Byron Scott as head coach.

### 1999-2000 Roster

24	Scott Burrell	F	6'7"	218	01/12/1971	Connecticut
45	Michael Cage	C	6'9"	248	01/28/1962	San Diego State
11	Sherman Douglas	G	6'1"	195	09/15/1966	Syracuse
00	Evan Eschmeyer	C	6'11"	255	05/30/1975	Northwestern
14	Jamie Feick	F	6'8"	255	07/03/1974	Michigan State
13	Kendall Gill	F/G	6'5"	216	05/25/1968	Illinois
12	Lucious Harris	G	6'5"	210	12/18/1970	Long Beach State
42	Mark Hendrickson	F	6'9"	220	06/23/1974	Washington State
30	Kerry Kittles	G	6'5"	190	06/12/1974	Villanova
33	Stephon Marbury	G	6'2"	180	02/20/1977	Georgia Tech
22	Jim McIlvaine	C	7'1"	264	07/30/1972	Marquette
77	Gheorghe Muresan	C	7'7"	305	02/14/1971	Cluj (Romania)
20	Johnny Newman	F	6'7"	210	11/28/1963	Richmond
1	Elliot Perry	G	6'0"	152	03/28/1969	Memphis
44	Keith Van Horn	F	6'10"	255	10/23/1975	Utah
55	Jayson Williams	C	6'10"	245	02/22/1968	St. John's



### Final 1999-2000 Statistics (31-51) New Jersey Nets

PLAYER	G-GS	MIN	FG/FGA	PCT	3FG/3FGA	PCT	FT/FTA	PCT	OFF	DEF	TOT	AST	PF/DQ	STL	TO	BLK	PTS	AVG
Marbury	74-74	2881	569-1317	.432	66-233	.283	436-536	.813	61	179	240	622	195-4	112	270	15.0	1640	22.2
Van Horn	80-80	2782	559-1257	.445	84-228	.368	333-393	.847	200	476	676	158	258-5	64	245	60.0	1535	19.2
Gill	76-75	2355	396-956	.414	20-78	.256	181-255	.710	82	201	283	210	211-3	139	89	41.0	993	13.1
Kittles	62-61	1896	305-698	.437	96-240	.400	101-127	.795	46	179	225	142	120-0	79	56	19.0	807	13.0
Newman	82-9	1763	278-623	.446	72-190	.379	192-229	.838	39	115	154	65	207-0	53	89	11.0	820	10.0
Harris	77-11	1510	198-463	.428	38-115	.330	79-99	.798	53	134	187	100	98-0	65	42	6.0	513	6.7
Burrell	74-9	1336	165-419	.394	82-323	.353	39-50	.780	65	191	256	72	173-1	67	38	44.0	451	6.1
Douglas	20-2	309	45-90	.500	5-16	.313	25-28	.893	13	16	29	34	26-0	17	24	0.0	120	6.0
Feick	81-17	2241	181-423	.428	3-3	1.000	94-133	.707	264	491	755	68	206-2	43	59	38.0	459	5.7
Perry	60-5	803	128-294	.435	11-39	.282	50-62	.806	13	48	61	139	47-0	39	60	1.0	317	5.3
Muresan	30-2	267	41-90	.456	0-0	.000	23-38	.605	24	44	68	9	52-0	0	16	12.0	105	3.5
Eschmeyer	31-5	373	38-72	.528	0-0	.000	15-30	.500	40	68	108	21	84-2	8	21	21.0	91	2.9
McIlvaine	66-53	1048	64-154	.416	0-0	.000	29-56	.518	106	124	230	36	205-2	26	38	117.0	157	2.4
Cage	20-7	242	12-24	.500	0-0	.000	3-3	1.000	33	48	81	9	30-0	8	4	8.0	27	1.4
Hendrickson (TOT)	15-0	71	5-8	.625	0-0	.000	3-4	.750	3	10	13	6	8-0	2	3	1.0	13	0.9
Hendrickson (NJ)	5-0	24	0-1	.000	0-0	.000	1-2	.500	1	1	2	3	1-0	0	0	0.0	1	0.2
NETS	82	19830	2979-6881	.347	477-1374	.347	1601-2041	.784	1040	1040	3355	1688	1913-19	720	1119	393.0	8036	98.0
OPPONENTS	82	19830	3125-6741	.363	368-1013	.363	1503-2012	.747	1129	1129	3786	1866	1869-14	568	1366	469.0	8121	99.0





# 2015-16 BROOKLYN NETS MEDIA GUIDE

## 1999-2000 SEASON RESULTS

DATE	OPPONENTS	SCORE	W/L	REC	SCORING	REBOUNDS	ASSISTS	ATTEN.
Nov. 2	INDIANA	112-119	L	0-1	Marbury, 39	Feick, 17	Marbury, 7	13051
Nov. 3	@ Cleveland	90-97	L	0-2	Marbury, 27	Feick, 13	Van Horn, 4	16777
Nov. 5	TORONTO	92-112	L	0-3	Marbury, 25	Feick, 9	Marbury, 3	15517
Nov. 7	WASHINGTON	112-87	W	1-3	Newman, 25	Van Horn, 18	Marbury, 8	14686
Nov. 10	PHOENIX	89-104	L	1-4	Marbury, 27	Feick, 13	Marbury, 5	11652
Nov. 12	@ Charlotte	92-96	L	1-5	Marbury, 31	Feick, 8	Marbury, 8	16668
Nov. 15	SEATTLE	92-100	L	1-6	Marbury, 24	Feick/Van Horn, 12	Marbury, 5	12474
Nov. 17	@ Detroit	107-109	L	1-7	Marbury, 35	Feick, 11	Marbury, 7	12683
Nov. 19	@ Boston	96-109	L	1-8	Marbury, 26	Van Horn, 13	Gill, 6	15201
Nov. 20	PHILADELPHIA	96-100	L	1-9	Marbury, 22	Van Horn, 13	Marbury, 4	15118
Nov. 23	@ Sacramento	92-105	L	1-10	Marbury, 31	Van Horn, 17	Marbury, 7	17021
Nov. 24	@ Golden State	92-84	W	2-10	Van Horn/Newman, 22	Van Horn, 11	Marbury, 8	10017
Nov. 26	@ L.A. Lakers	80-103	L	2-11	Newman, 24	Feick, 14	Marbury, 5	18987
Nov. 27	@ Phoenix	90-129	L	2-12	Marbury, 25	Van Horn/Feick, 10	Marbury, 7	19023
Nov. 30	WASHINGTON	78-85	L	2-13	Van Horn, 24	Feick, 16	Marbury, 12	13507
Dec. 2	SAN ANTONIO	94-96	L	2-14	Marbury/Van Horn, 20	Feick, 13	Marbury, 13	13626
Dec. 4	NEW YORK	82-92	L	2-15	Marbury, 19	Feick, 23	Marbury, 8	20049
Dec. 6	SACRAMENTO	109-95	W	3-15	Van Horn, 27	Feick, 16	Marbury, 14	13127
Dec. 8	MILWAUKEE	107-90	W	4-15	Marbury, 25	Feick, 10	Marbury, 14	12366
Dec. 10	@ Chicago	69-71	L	4-16	Van Horn, 19	Van Horn, 11	Marbury, 9	22112
Dec. 11	HOUSTON	106-94	W	5-16	Van Horn, 21	Feick, 14	Marbury, 7	15861
Dec. 15	CLEVELAND	111-101	W	6-16	Van Horn, 27	Feick/Van Horn, 8	Marbury, 7	12767
Dec. 16	@ Washington	104-108	L	6-17	Van Horn, 23	Feick, 9	Marbury, 11	11355
Dec. 18	@ Cleveland	98-74	W	7-17	Marbury/Kittles, 18	Feick, 13	Tied with 3	13225
Dec. 19	ATLANTA	96-88	W	8-17	Van Horn, 20	Feick, 13	Marbury, 11	11990
Dec. 21	@ Toronto	87-116	L	8-18	Newman, 22	Feick, 12	Marbury, 6	18677
Dec. 23	PHILADELPHIA	99-94	W	9-18	Van Horn, 25	Van Horn, 12	Marbury, 7	17617
Dec. 26	CHICAGO	103-76	W	10-18	Van Horn, 17	Feick, 14	Marbury, 11	17063
Dec. 28	NEW YORK	89-83	W	11-18	Gill, 23	Feick, 17	Marbury, 13	20049
Dec. 30	ORLANDO	102-92	W	12-18	Marbury, 21	Feick, 15	Marbury, 13	18694
Jan. 4	@ Indiana	111-116	L	12-19	Kittles, 33	Feick/McIlvaine, 8	Marbury, 10	18345
Jan. 7	VANCOUVER	91-101	L	12-20	Kittles, 21	Kittles, 6	Marbury, 11	14246
Jan. 8	@ Miami	90-89	W	13-20	Marbury, 20	Cage/Gill/Marbury, 5	Marbury, 11	19036
Jan. 10	@ Orlando	100-94	W	14-20	Marbury, 22	Feick, 13	Marbury, 9	12664
Jan. 13	L.A. Clippers	110-105	W	15-20	Kittles, 22	Feick, 14	Marbury, 10	15535
Jan. 15	BOSTON	96-99	L	15-21	Kittles/Van Horn, 20	Feick/Van Horn, 11	Marbury, 7	17050
Jan. 17	@ Philadelphia	96-101	L	15-22	Marbury, 31	Van Horn, 14	Marbury, 9	20062
Jan. 19	@ New York	89-90	L	15-23	Marbury, 23	Van Horn, 9	Marbury, 10	19763
Jan. 20	DETROIT	122-120	W	16-23	Marbury, 34	Feick, 25	Marbury, 15	15222
Jan. 22	DALLAS	98-95	W	17-23	Gill, 23	Feick, 12	Marbury, 8	13682
Jan. 24	@ Portland	87-101	L	17-24	Marbury, 21	Feick, 6	Marbury/Van Horn, 4	19980
Jan. 26	@ Seattle	92-95	L	17-25	Marbury, 24	Van Horn, 9	Marbury, 7	13340
Jan. 27	@ Vancouver	106-108	L	17-26	Marbury, 42	Feick, 8	Marbury, 9	11934
Jan. 29	@ L.A. Clippers	93-98	L	17-27	Kittles, 24	Feick, 7	Marbury, 7	13769
Feb. 2	ATLANTA	89-97	L	17-28	Van Horn, 28	Feick, 16	Marbury, 10	15640
Feb. 4	@ Boston	95-100	L	17-29	Marbury, 20	Van Horn, 11	Marbury, 11	16540
Feb. 6	GOLDEN STATE	110-90	W	18-29	Gill, 25	McIlvaine, 16	Marbury, 11	14336
Feb. 8	BOSTON	131-115	W	19-29	Marbury/Van Horn, 30	Van Horn, 9	Marbury, 10	15836
Feb. 9	@ Philadelphia	90-92	L	19-30	Gill, 21	Newman, 7	Marbury, 9	18636
Feb. 15	@ Atlanta	86-103	L	19-31	Marbury, 27	Eschmeyer, 7	Marbury/Perry, 4	12619
Feb. 18	MIAMI	91-84	W	20-31	Van Horn, 19	Van Horn, 11	Kittles, 7	16494
Feb. 20	@ Minnesota	91-89	W	21-31	Marbury, 39	Kittles, 8	Marbury, 5	19449
Feb. 22	L.A. LAKERS	89-97	L	21-32	Marbury, 33	Van Horn, 16	Marbury, 6	20049
Feb. 23	@ Miami	85-99	L	21-33	Kittles, 24	Van Horn, 11	Marbury, 7	16235
Feb. 26	CHARLOTTE	104-93	W	22-33	Van Horn, 29	Van Horn, 11	Marbury, 15	18481
Feb. 28	@ Utah	101-106	L	22-34	Marbury, 34	Van Horn, 13	Marbury, 11	19865
Mar. 1	@ Denver	94-81	W	23-34	Van Horn, 25	Feick/Van Horn, 1	Marbury, 8	14456
Mar. 2	@ Dallas	103-102	W	24-34	Marbury, 25	Van Horn, 11	Marbury, 11	13757
Mar. 4	@ Houston	92-99 (OT)	L	24-35	Marbury, 35	Van Horn, 12	Marbury, 6	14519
Mar. 6	@ San Antonio	104-106	L	24-36	Marbury, 34	Feick, 11	Marbury, 6	17581
Mar. 8	PORTLAND	115-103	W	25-36	Marbury, 24	Burrell, 9	Marbury, 13	16234
Mar. 10	@ Milwaukee	108-80	W	26-36	Burrell, 19	Feick, 11	Marbury/Perry, 8	13962
Mar. 12	ORLANDO	129-91	W	27-36	Newman, 26	Feick, 10	Marbury, 10	13648
Mar. 18	MILWAUKEE	92-90 (OT)	W	28-36	Van Horn, 27	Van Horn, 12	Marbury, 11	16519
Mar. 19	UTAH	88-92	L	28-37	Marbury, 23	Feick, 11	Marbury, 12	16103
Mar. 21	@ Toronto	100-93	W	29-37	Gill, 24	Van Horn, 9	Marbury, 7	19800
Mar. 22	@ Charlotte	103-119	L	29-38	Marbury, 23	Harris/Van Horn, 5	Perry, 5	15595
Mar. 24	MINNESOTA	115-116 (OT)	L	29-39	Kittles/Marbury, 27	Van Horn, 15	Marbury, 10	17655
Mar. 26	DENVER	110-112	L	29-40	Van Horn/Newman, 20	Van Horn, 10	Marbury, 11	15825
Mar. 28	INDIANA	111-106	W	30-40	Van Horn, 30	Van Horn, 10	Marbury, 10	17676
Mar. 30	TORONTO	107-103	W	31-40	Van Horn, 32	Feick, 9	Gill/Marbury, 5	18493
Mar. 31	@ Orlando	97-103	L	31-41	Gill, 21	Feick, 10	Marbury, 5	15495
Apr. 2	DETROIT	92-113	L	31-42	Newman, 22	Feick/Eschmeyer, 7	Marbury, 10	17097
Apr. 4	@ Washington	93-102	L	31-43	Van Horn, 24	Eschmeyer, 8	Marbury/Van Horn, 4	12146
Apr. 5	@ Indiana	101-105	L	31-44	Van Horn, 26	Van Horn, 9	Burrell, 4	18345
Apr. 7	MIAMI	85-103	L	31-45	Gill/Perry, 18	Feick, 15	Gill, 7	16039
Apr. 8	@ Milwaukee	101-109	L	31-46	Newman, 21	Feick, 7	Gill/Perry, 6	17365
Apr. 11	@ Chicago	93-100	L	31-47	Van Horn, 25	Feick, 12	Perry, 5	21812
Apr. 12	@ New York	89-91 (OT)	L	31-48	Van Horn, 32	Feick, 10	Gill/Perry, 5	19763
Apr. 14	ORLANDO	88-96	L	31-49	Newman, 27	Van Horn, 17	Gill, 6	16347
Apr. 18	@ Atlanta	109-111 (2OT)	L	31-50	Van Horn, 24	Van Horn, 14	Gill, 9	11412
Apr. 19	CLEVELAND	108-111	L	31-51	Van Horn/Newman, 29	Feick, 12	Perry, 7	16202



# 2015-16 BROOKLYN NETS MEDIA GUIDE

## Year-by-Year Recaps: 2000-01

Rod Thorn takes over as President; Hires Bryon Scott as Head Coach and selects Kenyon Martin with Number 1 overall draft pick in 2000 NBA Draft; Nets finish with 26-56 record in injury plagued season which saw them lose 345 games to injury

Final Record: 26-56 (.317)

Head Coach: Byron Scott

### 2000-01 Roster

11	Sherman Douglas	G	6'1"	180	09/15/1966	Syracuse
42	Evan Eschmeyer	C	6'11"	255	05/30/1975	Northwestern
14	Jamie Feick	F/C	6'8"	255	07/03/1974	Michigan State
21	Eddie Gill	G	6'0"	190	08/16/1978	Weber State
13	Kendall Gill	G	6'5"	216	05/25/1968	Illinois
12	Lucious Harris	G	6'5"	205	12/18/1970	Long Beach State
24	Stephen Jackson	G/F	6'8"	218	04/05/1978	Oak Hill (Va)
30	Kerry Kittles	G	6'5"	180	06/12/1974	Villanova
33	Stephon Marbury	G	6'2"	180	02/20/1977	Georgia Tech
6	Kenyon Martin	F	6'9"	234	12/30/1977	Cincinnati
22	Jim McIlvaine	C	7'1"	264	07/30/1972	Marquette
20	Johnny Newman	F	6'7"	210	11/28/1963	Richmond
2	Kevin Ollie	G	6'4"	195	12/27/1972	Connecticut
2	Doug Overton	G	6'3"	190	08/03/1969	LaSalle
45	Soumaila Samake	C	7'0"	224	03/18/1978	Cincinnati Stuff (IBL)
50	Vladimir Stepania	C	7'0"	236	05/05/1976	Slovenia
31	Mark Strickland	F	6'10"	220	07/14/1970	Temple
5	Jamel Thomas	F	6'6"	219	07/19/1976	Providence
44	Keith Van Horn	F	6'10"	250	10/23/1975	Utah
34	Aaron Williams	F	6'9"	240	10/02/1971	Xavier



### Final 2000-01 STATISTICS (26-56) New Jersey Nets

PLAYER	G	GS	MIN	FG	FGA	PCT	FG	FGA	PCT	FT	FTA	PCT	OFF	DEF	TOT	AST	PF	DQ	STL	TO	BLK	PTS	AVG
Marbury	67	67	2557	563	1277	.441	110	335	.328	362	458	.790	53	152	205	506	150	1	79	197	5	1598	23.9
Van Horn	49	47	1733	308	708	.435	65	170	.382	150	186	.806	78	269	347	82	150	4	40	103	20	831	17.0
Martin	68	68	2272	346	777	.445	1	11	.091	121	192	.630	137	365	502	131	281	10	78	138	113	814	12.0
Newman	82	17	2049	291	695	.419	59	176	.335	254	297	.855	34	142	176	115	229	3	63	106	10	895	10.9
Williams	82	25	2336	297	650	.457	0	2	.000	244	310	.787	211	379	590	88	319	9	59	132	113	838	10.2
Harris	73	50	2071	265	624	.425	46	132	.348	107	139	.770	71	217	288	135	127	1	74	64	16	683	9.4
K. Gill	31	26	892	107	323	.331	4	14	.286	65	90	.722	32	99	131	87	64	0	47	48	7	283	9.1
Jackson	77	40	1660	243	572	.425	52	155	.335	97	135	.719	41	167	208	140	166	2	86	130	14	635	8.2
Overton (TOT)	21	10	475	52	139	.374	11	36	.306	10	16	.625	4	35	39	72	37	0	8	31	0	125	6.0
Overton (NJ)	12	9	316	35	93	.376	10	32	.313	3	5	.600	1	23	24	53	20	0	3	15	0	83	6.9
Douglas	59	7	1094	122	303	.403	8	40	.200	86	115	.748	21	53	74	144	93	0	36	79	4	338	5.7
E. Gill	8	0	152	16	41	.390	3	9	.333	4	5	.800	0	9	9	24	9	0	4	10	1	39	4.9
Strickland (TOT)	55	2	719	103	239	.431	1	2	.500	45	70	.643	54	107	161	24	72	0	16	34	22	252	4.6
Strickland (NJ)	9	0	202	21	54	.389	1	1	1.000	8	11	.727	11	30	41	7	14	0	4	10	3	51	5.7
Feick	6	0	149	8	23	.348	0	0	.000	6	12	.500	12	44	56	5	15	0	8	7	3	22	3.7
Eschmeyer	74	51	1331	92	200	.460	0	0	.000	67	102	.657	135	231	366	40	220	5	41	53	58	251	3.4
Stepania	29	0	280	28	88	.318	1	4	.250	25	34	.735	35	74	109	16	47	0	10	19	11	82	2.8
Thomas	5	0	56	6	19	.316	1	3	.333	0	0	.000	4	5	9	0	6	0	3	6	0	13	2.6
McIlvaine	18	3	193	10	28	.357	0	0	.000	8	12	.667	8	27	35	4	35	0	7	9	15	28	1.6
Samake	34	0	226	18	48	.375	0	0	.000	10	24	.417	22	31	53	1	23	0	2	4	14	46	1.4
Ollie	19	0	161	5	27	.185	0	0	.000	12	19	.632	3	20	23	25	14	0	5	9	0	22	1.2
NETS	82	-	19730	2781	6550	.425	361	1084	.333	1629	2146	.759	909	2337	3246	1603	1982	35	649	1208	407	7552	92.1
OPPONENTS	82	-	19730	2937	6452	.455	428	1189	.360	1664	2231	.746	1001	2622	3623	1840	1808	21	619	1304	522	7966	97.1



# 2015-16 BROOKLYN NETS MEDIA GUIDE

## 2000-01 SEASON RESULTS

DATE	OPPONENTS	SCORE	W/L	REC	SCORING	REBOUNDS	ASSISTS	ATTEN.
31-Oct	CLEVELAND	82-86	L	0-1	Williams-20	Eschmeyer-11	Marbury-9	14505
03-Nov	@ Chicago	92-82	W	1-1	Marbury-33	Eschmeyer-13	K. Gill-7	21908
04-Nov	CHARLOTTE	87-98	L	1-2	Marbury-33	Martin-9	Marbury-6	11522
08-Nov	@ Washington	102-86	W	2-2	Marbury-31	Williams-9	Marbury-7	11532
09-Nov	DETROIT	94-108	L	2-3	Marbury-32	Eschmeyer-10	Marbury-11	10000
11-Nov	SEATTLE	126-91	W	3-3	Marbury-41	Williams-9	Marbury-9	14443
13-Nov	PORTLAND	82-94	L	3-4	Marbury-24	Williams-11	Marbury/Jackson-4	10704
15-Nov	MIAMI	93-91	W	4-4	Marbury-31	Marbury-9	Marbury/Williams-9	13504
18-Nov	INDIANA	97-92	W	5-4	Marbury-20	Martin-13	Marbury-10	12465
20-Nov	@ L.A. Clippers	86-85	W	6-4	Marbury-28	Martin-15	Marbury-9	9803
22-Nov	@ Phoenix	85-97	L	6-5	Marbury-30	Marbury-6	Marbury-9	17239
24-Nov	@ Utah	85-97	L	6-6	Marbury-21	Martin-9	K. Gill-4	18915
25-Nov	@ Portland	84-86	L	6-7	Williams-17	Williams-9	Marbury-5	20478
28-Nov	UTAH	92-98	L	6-8	Marbury-33	Williams-11	K. Gill-6	12204
29-Nov	@ Detroit	76-97	L	6-9	Marbury-20	Martin/Williams-8	Marbury-7	11497
01-Dec	@ Orlando	80-83	L	6-10	Marbury-25	Williams-12	Jackson-5	13827
02-Dec	ORLANDO	74-95	L	6-11	Williams-14	Martin-13	Jackson/Newman-4	14897
05-Dec	@ Indiana	64-88	L	6-12	Williams-15	Williams-11	Douglas/Martin/Williams-3	16731
06-Dec	MILWAUKEE	87-109	L	6-13	Douglas-18	Williams-9	Douglas-7	11420
08-Dec	PHOENIX	86-84	W	7-13	Williams-23	Martin/Williams-8	Douglas-4	12543
10-Dec	DALLAS	73-99	L	7-14	Martin-18	Jackson-11	Douglas-7	10654
12-Dec	MINNESOTA	116-94	W	8-14	Marbury-27	Williams-13	Marbury-7	11649
16-Dec	@ Atlanta	89-83	W	9-14	Marbury-23	Martin-9	Marbury-7	11225
17-Dec	SACRAMENTO	79-95	L	9-15	Marbury-17	Williams-8	Marbury-8	13011
20-Dec	@ Boston	86-99	L	9-16	Marbury-24	Williams-10	Douglas-5	12319
21-Dec	@ Milwaukee	78-80	L	9-17	Marbury/Harris-12	Eschmeyer-8	Douglas/Marbury-5	13439
23-Dec	MIAMI	80-86	L	9-18	Marbury-37	Williams-19	K. Gill-5	13542
26-Dec	ATLANTA	76-81	L	9-19	Jackson-25	Williams-19	Marbury-9	11709
28-Dec	BOSTON	111-112	L	9-20	Marbury-27	Stepania-7	Marbury-8	13207
31-Dec	@ Chicago	77-86	L	9-21	Marbury-18	Williams-14	Marbury-7	20362
02-Jan	@ Orlando	120-110	W	10-21	Marbury-30	Williams-12	Marbury-6	14442
04-Jan	@ Miami	78-81	L	10-22	Marbury-27	Martin/Williams-9	K. Gill-4	16013
06-Jan	GOLDEN STATE	97-92	W	11-22	Marbury-22	Martin-10	Douglas/Marbury-6	11789
08-Jan	@ Cleveland	90-92	L	11-23	Marbury-27	Martin-11	Marbury-9	12332
09-Jan	PHILADELPHIA	87-104	L	11-24	Marbury-25	Martin-12	Marbury-8	13340
11-Jan	ORLANDO	87-101	L	11-25	Marbury-20	Van Horn-11	Marbury-6	11361
13-Jan	@ Milwaukee	81-115	L	11-26	Jackson-18	Stepania-8	Marbury-11	18717
15-Jan	@ Atlanta	84-78	W	12-26	Van Horn-24	Van Horn-9	Marbury-7	12687
17-Jan	WASHINGTON	108-89	W	13-26	Van Horn-27	Van Horn-12	Marbury-7	10075
19-Jan	@ Philadelphia	86-97	L	13-27	Marbury-26	Williams-11	Marbury-7	20249
20-Jan	CHICAGO	123-103	W	14-27	Marbury-33	Williams/Marbury-11	Marbury-12	13691
23-Jan	@ Sacramento	104-130	L	14-28	Van Horn-20	Van Horn-9	Marbury-5	17317
24-Jan	@ Golden State	87-109	L	14-29	Jackson/Newman-13	Martin-7	Marbury-4	12008
26-Jan	@ L.A. Lakers	101-113	L	14-30	Marbury-33	Eschmeyer/Harris-7	Marbury/Van Horn-3	18997
27-Jan	@ Seattle	97-106	L	14-31	Marbury-29	Williams/Van Horn-9	Marbury-9	15124
29-Jan	@ Vancouver	86-97	L	14-32	Marbury/Martin-19	Martin/Williams-9	Marbury-11	15475
31-Jan	DETROIT	103-112	L	14-33	Newman-21	Williams-8	Marbury-8	10279
02-Feb	NEW YORK	71-95	L	14-34	Marbury-14	Martin-8	Marbury-5	20049
04-Feb	PHILADELPHIA	96-89	W	15-34	Marbury-34	Eschmeyer/Martin/Williams-11	Marbury-9	17764
06-Feb	ATLANTA	90-84	W	16-34	Van Horn-23	Van Horn-12	Marbury-9	12339
08-Feb	SAN ANTONIO	99-97	W	17-34	Marbury-38	Feick/Martin-9	Marbury-9	12740
13-Feb	L.A. LAKERS	110-113 (OT)	L	17-35	Marbury-50	Feick-13	Marbury-12	20049
14-Feb	@ Detroit	86-105	L	17-36	Jackson-17	Feick-14	Marbury-5	11387
16-Feb	@ New York	104-114	L	17-37	Marbury-28	Martin-10	Marbury-9	19763
18-Feb	L.A. CLIPPERS	102-96 (OT)	W	18-37	Marbury-33	Martin-13	Marbury-9	14623
21-Feb	TORONTO	113-111	W	19-37	Marbury-35	Van Horn-8	Marbury-14	15475
24-Feb	@ Miami	70-75	L	19-38	Newman-17	Williams-11	Marbury-9	16500
25-Feb	WASHINGTON	101-91	W	20-38	Van Horn-21	Van Horn-8	Douglas/Harris-6	12516
28-Feb	@ Charlotte	88-91	L	20-39	Marbury-19	Eschmeyer/Martin-9	Marbury-8	12802
02-Mar	@ Toronto	90-107	L	20-40	Marbury/Martin-26	Martin-8	Marbury-9	19800
04-Mar	@ Indiana	120-96	W	21-40	Marbury-25	Williams-8	Marbury-10	18345
05-Mar	MILWAUKEE	100-107	L	21-41	Marbury-20	Martin-15	Martin-11	12720
07-Mar	@ Philadelphia	94-102	L	21-42	Van Horn-21	Eschmeyer-8	Marbury-14	19930
09-Mar	NEW YORK	96-83	W	22-42	Van Horn-20	Martin-12	Marbury-12	20049
10-Mar	@ Washington	101-107	L	22-43	Martin-21	Newman-11	Marbury-12	17857
13-Mar	@ Dallas	98-122	L	22-44	Newman-18	Eschmeyer-8	Marbury-6	15934
15-Mar	@ Houston	106-108	L	22-45	Marbury-34	Williams/Van Horn-6	Marbury-9	11928
16-Mar	@ San Antonio	86-95	L	22-46	Newman-22	Eschmeyer-8	Marbury-9	21725
18-Mar	@ Denver	84-98	L	22-47	Martin-17	Harris/Martin-8	Douglas-8	14861
20-Mar	VANCOUVER	104-90	W	23-47	Martin/Van Horn-24	Eschmeyer-12	Douglas-10	14531
22-Mar	BOSTON	98-113	L	23-48	Martin-22	Van Horn-13	Marbury-11	12621
23-Mar	@ New York	95-86	W	24-48	Newman-26	Van Horn-13	Marbury-7	19763
25-Mar	@ Minnesota	91-105	L	24-49	Marbury-32	Marbury-9	Marbury-8	19006
28-Mar	DENVER	99-96	W	25-49	Van Horn-25	Harris-12	Overton-6	17551
30-Mar	@ Toronto	99-110	L	25-50	Newman-27	Williams-9	Overton-5	19217
01-Apr	HOUSTON	101-98	W	26-50	Van Horn-19	Williams/Van Horn-10	Harris/Overton-4	12142
03-Apr	CHARLOTTE	88-103	L	26-51	Newman-26	Eschmeyer-12	Harris/Overton-7	14452
08-Apr	INDIANA	83-108	L	26-52	Newman-22	Van Horn-8	E. Gill/Overton-3	20049
12-Apr	@ Charlotte	78-88	L	26-53	Newman-16	Van Horn-11	E. Gill-5	12898
13-Apr	CLEVELAND	91-97	L	26-54	Van Horn-23	Eschmeyer-8	Harris/Overton-4	16770
15-Apr	@ Boston	88-95	L	26-55	Van Horn-21	5 tied with-6	Overton-5	15148
17-Apr	CHICAGO	94-100	L	26-56	Harris-27	Eschmeyer-9	Overton-11	17123



# 2015-16 BROOKLYN NETS MEDIA GUIDE

## Year-by-Year Recaps: 2001-02

**Nets win franchise record 52 games; Cop first-ever Atlantic Division and Eastern Conference titles; Make first-ever trip to the NBA finals, where they fall to the Lakers; Campaign is the most prolific in the NBA history of the franchise**

Final Record: 52-30 (.634)

Head Coach: Byron Scott

It was quite simply, a year to remember. The New Jersey Nets, who only smelled the rarified air of the NBA Playoffs 10 times in their history, and made it to the second round only once, confounded the preseason prognosticators by establishing a franchise record by winning 52 regular season games, earning their first-ever Atlantic Division title. The Nets then defeated Indiana, Charlotte and Boston in the playoffs to cop their first-ever Eastern Conference title, and advanced to the NBA Finals for the first time in franchise history, eventually falling to the World Champion Los Angeles Lakers, 4-0. The Nets were led by MVP runner-up Jason Kidd, who smashed the Nets one-season assist mark, finished second in the league at 9.9 apg and averaged 14.7 ppg. Kenyon Martin led the team in scoring at 14.9 ppg, while Keith Van Horn led the Nets in rebounding at 7.5 rpg. Kidd led the Nets in scoring in each of the playoff series, and averaged a triple-double in the Eastern Conference Finals (17.5 ppg, 10.2 apg and 11.2 rpg), joining Magic Johnson as the only two players in NBA history to average a triple-double in a playoff series of six or more games. In the offseason, the Nets traded Keith Van Horn and Todd MacCulloch to Philadelphia for Dikembe Mutombo, and signed free agents Rodney Rogers and Chris Childs.

### 2001-02 ROSTER

1	Brandon Armstrong	G	6'5"	188	06/16/1980	Pepperdine
35	Jason Collins	C	7'0"	260	12/02/1978	Stanford
10	Derrick Dial	G	6'4"	193	12/20/1975	Eastern Michigan
14	Jamie Feick	F/C	6'8"	255	07/03/1974	Michigan State
54	Steve Goodrich	F	6'10"	220	03/18/1976	Princeton
12	Lucious Harris	G	6'5"	205	12/18/1970	Long Beach State
24	Richard Jefferson	F	6'7"	222	06/21/1980	Arizona
8	Anthony Johnson	G	6'3"	190	10/10/1974	College of Charleston
5	Jason Kidd	G	6'4"	212	03/23/1973	California
30	Kerry Kittles	G	6'5"	180	06/12/1974	Villanova
11	Todd MacCulloch	C	7'0"	280	01/27/1976	Washington
13	Donny Marshall	F	6'7"	230	07/17/1972	Connecticut
6	Kenyon Martin	F	6'9"	234	12/30/1977	Cincinnati
21	Brian Scalabrino	F	6'9"	240	03/18/1978	Southern California
50	Reggie Slater	F	6'7"	255	08/27/1970	Wyoming
44	Keith Van Horn	F	6'10"	255	10/23/1975	Utah
34	Aaron Williams	F	6'9"	240	10/02/1971	Xavier



### Final 2001-02 STATISTICS (52-30) New Jersey Nets

PLAYER	G	GS	MIN	FG	FGA	PCT	3FG	3FGA	PCT	FT	FTA	PCT	OFF	DEF	TOT	AST	PF	DQ	STL	TO	BLK	PTS	AVG
Martin	73	73	2504	445	962	.463	15	67	.224	181	267	.678	113	275	388	192	261	8	90	172	121	1086	14.9
Van Horn	81	81	2465	471	1089	.433	101	293	.345	156	195	.800	137	472	609	164	221	1	63	146	42	1199	14.8
Kidd	82	82	3056	445	1138	.391	117	364	.321	201	247	.814	130	465	595	808	136	0	0 175	286	20	1208	14.7
Kittles	82	82	2601	438	940	.466	98	242	.405	128	172	.744	68	207	275	216	108	0	130	109	31	1102	13.4
MacCulloch	62	61	1502	247	465	.531	0	0	.000	110	164	.671	157	221	378	78	181	1	24	66	89	604	9.7
Jefferson	79	9	1917	270	591	.457	13	56	.232	189	265	.713	85	208	293	140	211	5	64	107	48	742	9.4
Harris	74	0	1553	249	537	.464	44	118	.373	133	158	.842	49	158	207	116	99	1	53	61	6	675	9.1
Williams	82	13	1546	231	439	.526	0	2	.000	130	186	.699	115	224	339	77	212	5	29	79	76	592	7.2
Collins	77	9	1407	117	278	.421	1	2	.500	115	164	.701	132	169	301	81	173	1	29	72	47	350	4.5
Dial	25	0	249	30	94	.319	0	7	.000	13	18	.722	12	33	45	31	12	0	8	13	4	73	2.9
Johnson	34	0	366	37	90	.411	4	12	.333	16	25	.640	10	19	29	48	30	0	31	20	1	94	2.8
Scalabrino	28	0	290	23	67	.343	3	10	.300	11	15	.733	12	39	51	21	39	0	9	24	2	60	2.1
Armstrong	35	0	196	27	85	.318	5	17	.294	5	10	.500	10	6	16	8	26	0	7	8	1	64	1.8
Marshall	20	0	118	8	29	.276	2	4	.500	12	18	.667	8	13	21	5	14	0	3	2	0	30	1.5
Slater	4	0	10	2	2	1.000	0	0	.000	1	1	1.000	0	2	2	0	1	0	0	1	0	5	1.3
Goodrich	9	0	50	2	10	.200	0	0	.000	1	2	.500	1	4	5	5	10	0	1	3	2	5	0.6
NETS	82	-	19830	3042	6816	.446	403	1194	.338	1402	1907	.735	1039	2515	3554	1990	1734	22	716	1189	490	7889	96.2
OPPONENTS	82	-	19830	2858	6668	.429	409	1175	.348	1423	1890	.753	999	2517	3516	1563	1667	9	669	1317	439	7548	92.0





# 2015-16 BROOKLYN NETS MEDIA GUIDE

## 2001-02 SEASON RESULTS

DATE	OPPONENTS	SCORE	W/L	REC	SCORING	REBOUNDS	ASSISTS	ATTEN.
Oct. 30	INDIANA	103-97	W	1-0	Van Horn-26	Kidd-10	Kidd-9	8749
Oct. 31	at Boston	95-92	W	2-0	Kidd-21	MacCulloch-12	Kidd-10	14158
Nov. 2	at Detroit	88-102	L	2-1	Jefferson-17	Kidd/Williams-6	Kidd-5	22076
Nov. 3	CHARLOTTE	95-85	W	3-1	Van Horn-28	Van Horn-9	Kidd-8	6532
Nov. 8	SEATTLE	106-94	W	4-1	MacCulloch-29	Van Horn-12	Kidd-13	5277
Nov. 10	CLEVELAND	87-84	W	5-1	Martin-18	MacCulloch/Van Horn-10	Dial/Kidd/MacCulloch-4	5631
Nov. 13	at Indiana	91-82	W	6-1	Kidd-20	Van Horn-13	Kidd-10	15188
Nov. 16	NEW YORK	109-83	W	7-1	Martin-21	Martin-8	Kidd-15	15638
Nov. 17	PHILADELPHIA	82-94	L	7-2	Martin-16	Kidd/MacCulloch-9	Kidd-12	17318
Nov. 19	at Denver	96-99 (OT)	L	7-3	Martin-28	Jefferson-8	Kidd-13	11319
Nov. 21	at Utah	90-89 (OT)	W	8-3	Kidd-18	MacCulloch-11	Kidd-6	17413
Nov. 22	at L.A. Clippers	95-90	W	9-3	Van Horn-34	Kidd/MacCulloch/Van Horn-12	Kidd-11	13172
Nov. 24	at Sacramento	97-98	L	9-4	Martin-20	Kidd/Van Horn-10	Kidd-12	17317
Nov. 25	at Golden State	85-101	L	9-5	Martin-19	Kidd-8	Kidd-8	13129
Nov. 27	CHICAGO	100-68	W	10-5	Van Horn-19	MacCulloch-13	Kidd-8	5234
Dec. 1	BOSTON	98-105 (OT)	L	10-6	Kidd-20	Kidd/Van Horn-9	Kidd-19	11379
Dec. 5	PHOENIX	106-87	W	11-6	Kittles-24	Williams-11	Kidd-13	11452
Dec. 7	CLEVELAND	96-84	W	12-6	Kittles-23	MacCulloch-10	Kidd-9	8209
Dec. 8	at Milwaukee	79-95	L	12-7	Van Horn-15	MacCulloch-7	Kidd-6	18717
Dec. 11	at Chicago	107-93	W	13-7	Harris-22	Martin-8	Kidd-9	16892
Dec. 14	at Miami	95-86	W	14-7	Kittles-27	Kidd/Williams-7	Kidd-11	15212
Dec. 16	at New York	114-96	W	15-7	Kittles-27	Kittles-8	Kidd-14	19763
Dec. 19	MINNESOTA	117-112 (OT)	W	16-7	Kidd-33	Van Horn-10	Kidd-8	12810
Dec. 21	at Indiana	94-100	L	16-8	Van Horn-19	Williams-9	4 Tied with-5	16219
Dec. 22	UTAH	90-104	L	16-9	Van Horn-24	Van Horn-7	Kidd-8	12960
Dec. 26	at Cleveland	91-89	W	17-9	Kidd-27	Kidd-13	Kidd-7	11394
Dec. 27	at Detroit	88-75	W	18-9	Martin-21	Kidd-7	Kidd-18	22076
Dec. 29	INDIANA	98-93 (OT)	W	19-9	Kittles-22	Kidd-15	Kidd-14	17023
Dec. 31	at Washington	76-98	L	19-10	Van Horn/martin-16	Kidd-6	Kidd-11	20674
Jan. 2	MEMPHIS	92-74	W	20-10	Williams-20	Van Horn-12	Kidd-14	7796
Jan. 4	ORLANDO	96-109	L	20-11	Kidd-24	Van Horn-9	Jefferson/Kittles/Kidd-5	14770
Jan. 5	at Charlotte	89-80	W	21-11	Collins/Kidd-18	Collins-12	Kidd-8	11476
Jan. 8	MIAMI	104-95	W	22-11	Van Horn-19	Kidd-6	Kidd-7	8195
Jan. 10	L.A. CLIPPERS	108-89	W	23-11	Kittles-18	Collins-11	Kidd-11	15039
Jan. 12	at Orlando	91-85	W	24-11	Harris-20	Van Horn-11	Kidd-6	14555
Jan. 14	SAN ANTONIO	99-97	W	25-11	Kittles-22	Kidd/MacCulloch-10	Kidd-12	11091
Jan. 16	WASHINGTON	111-67	W	26-11	Van Horn-27	Collins-7	Kidd-12	20049
Jan. 18	at Toronto	77-89	L	26-12	Kidd-19	Van Horn-11	Kidd-8	19800
Jan. 19	HOUSTON	99-90	W	27-12	Van Horn-22	Kidd-7	Kidd-10	15061
Jan. 21	at Dallas	105-113	L	27-13	Harris-23	Van Horn-15	Kidd-15	20039
Jan. 22	at San Antonio	92-86	W	28-13	Kidd-28	Kidd-11	Kidd/Martin-4	17701
Jan. 24	at Houston	103-98	W	29-13	Martin-28	MacCulloch-10	Kidd-7	10357
Jan. 26	at Miami	77-90	L	29-14	Martin-19	Kidd/Williams-5	Kidd-9	15238
Jan. 31	MILWAUKEE	125-100	W	30-14	Jefferson/Kittles/Kidd-21	MacCulloch-11	Kidd-13	13852
Feb. 2	TORONTO	98-91	W	31-14	Kidd-31	Van Horn-11	Kidd-10	20049
Feb. 4	SACRAMENTO	117-83	W	32-14	Van Horn-25	Van Horn-8	Kidd-7	14840
Feb. 6	DALLAS	100-112	L	32-15	Martin-26	Kittles/MacCulloch-9	Kidd-12	16179
Feb. 12	at Atlanta	103-105	L	32-16	Kittles-20	Kidd-14	Kidd-9	9176
Feb. 14	DETROIT	80-85	L	32-17	Van Horn-26	Kidd-14	Kidd-14	9137
Feb. 15	at Chicago	106-81	W	33-17	Williams-23	Williams-9	Kidd-10	19505
Feb. 17	DENVER	98-77	W	34-17	Van Horn-17	Van Horn-12	Kidd-10	12866
Feb. 19	GOLDEN STATE	123-115	W	35-17	Kidd-26	Kidd-12	Kidd-12	9184
Feb. 21	at Washington	93-82	W	36-17	Kidd-30	Van Horn-8	Kidd-8	20674
Feb. 22	NEW YORK	115-93	W	37-17	Jefferson-22	Kidd/Van Horn-7	Kidd-11	20049
Feb. 24	CHARLOTTE	95-93	W	38-17	Kidd-21	Jefferson/Martin-7	Kidd-15	15516
Feb. 27	at Charlotte	85-104	L	38-18	Kidd/Williams-12	Collins-7	Kidd-6	8737
Mar. 1	at Philadelphia	102-110	L	38-19	Kittles-24	Martin-9	Kidd-9	20869
Mar. 3	CHICAGO	92-84	W	39-19	Collins-17	Collins-12	Kidd-9	13676
Mar. 5	at L.A. Lakers	92-101	L	39-20	Kidd-19	Van Horn-14	Kidd-10	18997
Mar. 6	at Phoenix	87-89	L	39-21	Williams-18	Kidd-11	Kidd-8	16251
Mar. 8	at Portland	73-82	L	39-22	Martin-19	Van Horn-9	Kidd-7	20580
Mar. 9	at Seattle	90-96	L	39-23	Van Horn-21	Martin-7	Kidd-10	17072
Mar. 12	TORONTO	86-84	W	40-23	Martin-16	Kidd-11	Kidd-6	16105
Mar. 13	at Boston	89-97	L	40-24	Kidd-23	Kidd-13	Kidd-8	16143
Mar. 15	MIAMI	97-78	W	41-24	Van Horn-28	Kidd-12	Kidd-14	15435
Mar. 17	at Memphis	87-76	W	42-24	Kittles-19	Van Horn-13	Kidd-10	15871
Mar. 19	at Cleveland	97-100	L	42-25	Kidd-30	Kidd-10	Kidd-10	12330
Mar. 20	PORTLAND	97-82	W	43-25	Kidd-28	Kidd-8	Kidd-11	12785
Mar. 22	MILWAUKEE	108-84	W	44-25	Kittles-21	Van Horn-10	Kidd-15	20049
Mar. 24	ATLANTA	116-102	W	45-25	Kittles/Kidd-22	Jefferson-9	Kidd-15	15522
Mar. 26	at Atlanta	77-103	L	45-26	Jefferson-21	Jefferson/Van Horn-7	Kittles-4	10405
Mar. 27	at Philadelphia	88-80	W	46-26	Jefferson-20	Van Horn-11	Kidd-10	20715
Mar. 30	PHILADELPHIA	102-92	W	47-26	Kidd/Van Horn-19	Van Horn-7	Kidd-17	20049
Mar. 31	at Minnesota	85-86	L	47-27	Harris-17	Harris-6	Kidd-10	15221
Apr. 3	L.A. LAKERS	94-92	W	48-27	Kittles-19	MacCulloch/Martin-8	Kidd-11	20049
Apr. 5	ORLANDO	110-85	W	49-27	Van Horn-20	Van Horn-15	Kidd-10	20049
Apr. 7	BOSTON	90-102	L	49-28	Kidd-21	Martin-13	Kidd-6	14952
Apr. 9	WASHINGTON	101-88	W	50-28	Kidd-21	Kidd-8	Kidd-12	18554
Apr. 11	at Orlando	101-99 (OT)	W	51-28	Martin-26	Kidd-16	Kidd/Martin-7	16549
Apr. 14	at Toronto	82-101	L	51-29	Collins/Scalabrino-16	Scalabrino-9	Johnson-5	19800
Apr. 16	DETROIT	98-103	L	51-30	Kittles-30	Williams-8	Kidd-11	15084
Apr. 17	at New York	99-94	W	52-30	4 Tied with-13	Van Horn-8	Kidd-5	19763



# 2015-16 BROOKLYN NETS MEDIA GUIDE

## Year-by-Year Recaps: 2002-03

**Nets win second consecutive Atlantic Division Championship; Sweep the Conference Semifinals vs. Boston and the Conference Finals vs. Detroit, claiming the Eastern Conference Championship for the second straight year; Fall to San Antonio 4-2 in the NBA Finals**

Final Record: 49-33

Head Coach: Byron Scott

The 2001-02 Eastern Conference Champions began the new campaign in record setting fashion, winning 11 games in Oct./Nov. and setting a franchise record for wins in a month with 12 in December, which quickly re-established their presence in the Atlantic Division and Eastern Conference. Their swagger, their attitude and their toughness proved that the previous season was no fluke as they ended the season winning 49 games and wrapping up their second consecutive Atlantic Division title, the first time the franchise had ever posted back-to-back division championships. The Nets then defeated Milwaukee, Boston and Detroit in the playoffs to advance to the NBA Finals for the second straight season when they fell to the World Champion San Antonio Spurs in a tightly contested six game series. The Nets were led by Jason Kidd, who became the first New Jersey player to cop the NBA single-season assist title, as he led the league with an 8.9 apg average. Kidd ended the campaign as the Nets leading scorer at 18.7 ppg, the highest average of his career. Kidd led five Nets in double figure scoring, including Kenyon Martin (16.7 ppg), Richard Jefferson (15.5 ppg), Kerry Kittles (13.0 ppg) and Lucious Harris (10.3 ppg). Martin was also the team's leading rebounder at 8.3 rpg, the best of his three-year NBA career. Nets Head Coach Byron Scott ended the season with 127 career victories, two shy of the team-record 129 won by Kevin Loughery as head coach of the Nets from 1976-81.

### 2002-03 ROSTER

1	Brandon Armstrong	G	6'5"	185	06/16/1980	Pepperdine
11	Chris Childs	G	6'3"	195	11/20/1967	Boise State
35	Jason Collins	C	7'0"	260	12/02/1978	Stanford
12	Lucious Harris	G	6'5"	205	12/18/1970	Long Beach State
24	Richard Jefferson	F	6'7"	222	06/21/1980	Arizona
2	Anthony Johnson	G	6'3"	190	11/10/1974	College of Charleston
5	Jason Kidd	G	6'4"	212	03/23/1973	California
30	Kerry Kittles	G	6'5"	195	06/12/1974	Villanova
13	Donny Marshall	F	6'7"	230	07/17/1972	Connecticut
6	Kenyon Martin	F	6'9"	234	12/30/1977	Cincinnati
55	Dikembe Mutombo	C	7'2"	265	06/25/1966	Georgetown
54	Rodney Rogers	F	6'7"	260	06/20/1971	Wake Forest
21	Brian Scalabrino	F	6'9"	240	03/18/1978	Southern California
8	Tamar Slay	G/F	6'8"	215	04/02/1980	Marshall
34	Aaron Williams	F	6'9"	240	10/02/1971	Xavier



### 2002-03 FINAL STATISTICS (49-33) New Jersey Nets

PLAYER	G	GS	MIN	FG	FGA	PCT	3FG	3FGA	PCT	FT	FTA	PCT	OFF	DEF	TOT	AST	PF	DQ	STL	TO	BLK	PTS	AVG
Kidd	80	80	2989	515	1244	.414	126	370	.341	339	403	.841	110	394	504	711	127	0	179	296	25	1495	18.7
Martin	77	77	2628	509	1082	.470	9	43	.209	256	392	.653	164	476	640	185	294	6	98	192	70	1283	16.7
Jefferson	80	80	2879	456	911	.501	6	24	.250	324	436	.743	150	364	514	201	216	1	80	156	44	1242	15.5
Kittles	65	57	1951	332	711	.467	78	219	.356	106	135	.785	52	200	252	170	110	1	101	55	30	848	13.0
Harris	77	25	1973	298	721	.413	47	136	.346	152	189	.804	63	169	232	155	95	0	53	71	8	795	10.3
Rogers	68	0	1303	183	455	.402	44	132	.333	68	90	.756	61	202	263	107	192	2	50	91	31	478	7.0
Williams	81	0	1597	199	439	.453	0	1	.000	102	130	.785	137	194	331	88	206	5	27	85	57	500	6.2
Mutombo	24	16	514	49	131	.374	0	0	.000	40	55	.727	54	99	153	19	54	0	4	34	37	138	5.8
Collins	81	66	1900	140	338	.414	0	4	.000	180	236	.763	136	232	368	87	252	4	47	85	44	460	5.7
Johnson	66	2	842	103	231	.446	13	35	.371	51	74	.689	13	65	78	86	93	1	37	41	5	270	4.1
Scalabrino	59	7	724	68	169	.402	14	39	.359	30	36	.833	40	101	141	46	77	0	16	46	18	180	3.1
Slay	36	0	274	39	103	.379	7	25	.280	7	10	.700	8	23	31	14	31	0	14	20	3	92	2.6
Armstrong	17	0	69	9	27	.333	1	6	.167	5	6	.833	0	4	4	2	8	0	3	5	1	24	1.4
Childs	12	0	106	6	20	.300	1	6	.167	2	3	.667	3	2	5	16	17	0	8	6	1	15	1.3
Marshall	3	0	6	0	3	.000	0	1	.000	0	0	.000	0	3	3	0	0	0	0	1	0	0	0.0
NETS	82	-	19755	2906	6585	.441	346	1041	.332	1662	2195	.757	991	2528	3519	1887	1772	20	717	1212	374	7820	95.4
OPPONENTS	82	-	19755	2757	6461	.427	425	1185	.359	1453	1941	.749	932	2461	3393	1607	1880	15	693	1358	423	7392	90.1



# 2015-16 BROOKLYN NETS MEDIA GUIDE

## 2002-03 SEASON RESULTS

DATE	OPPONENTS	SCORE	W/L	REC	SCORING	REBOUNDS	ASSISTS	ATTEN.
Oct. 30	ATLANTA	105-94	W	1-0	Kidd-16	Martin-11	Kidd-12	16324
Nov. 1	INDIANA	102-91	W	2-0	Jefferson-19	Kidd/Rogers-8	Kidd-8	11156
Nov. 2	at Washington	87-79	W	3-0	Kidd-18	Kidd-10	Kidd-9	20173
Nov. 4	MINNESO	106-82	W	4-0	Jefferson-22	Collins-8	Kidd-12	14076
Nov. 6	at Milwaukee	93-99	L	4-1	Kidd-24	Mutombo/Martin-8	Kidd-5	14539
Nov. 8	L.A. CLIPPERS	106-92	W	5-1	Kidd-35	Martin-9	Kidd-9	14334
Nov. 9	at Chicago	93-100	L	5-2	Martin-29	Kidd-11	Kidd-12	22126
Nov. 13	SAN ANTONIO	91-82	W	6-2	Jefferson-27	Harris-9	Kidd-8	11534
Nov. 15	at Miami	93-84	W	7-2	Kidd-33	Mutombo-10	Kidd-6	15722
Nov. 16	DALLAS	88-96	L	7-3	Kidd-22	Kidd-9	Kidd-13	16634
Nov. 18	DENVER	99-79	W	8-3	Kidd-24	Jefferson-8	Kittles-6	10302
Nov. 20	at Boston	79-96	L	8-4	Kidd-19	Mutombo-13	Kidd-6	16777
Nov. 22	CLEVELAND	120-79	W	9-4	Martin-21	Martin-10	Kidd-6	12014
Nov. 23	at Minnesota	96-82	W	10-4	Kittles-19	Williams-8	Kidd-12	15474
Nov. 27	at Phoenix	75-82	L	10-5	Kidd-17	Martin-12	Kittles-6	16615
Nov. 28	at L.A. Clippers	118-126(OT)	L	10-6	Kidd-35	Jefferson-11	Kidd-8	16277
Nov. 30	at Portland	93-86	W	11-6	Kidd-28	Jefferson-10	Kidd-8	18614
Dec. 1	at Seattle	95-96	L	11-7	Kidd-27	Martin-9	Kidd-8	12895
Dec. 3	ATLANTA	87-72	W	12-7	Jefferson-22	Jefferson-14	Kidd-6	10109
Dec. 7	ORLANDO	121-88	W	13-7	Jefferson-19	Kidd/Jefferson-8	Kidd-13	14623
Dec. 9	PHOENIX	106-93	W	14-7	Kidd-20	Martin-7	Kidd-7	10248
Dec. 11	PORTLAND	105-104	W	15-7	Kidd-27	Jefferson-15	Kidd-12	11053
Dec. 13	WASHINGTON	79-65	W	16-7	Jefferson-21	Kidd-10	Kidd-10	17208
Dec. 15	at Detroit	91-101	L	16-8	Harris-18	Martin-11	Kidd-8	17416
Dec. 17	at New York	99-101	L	16-9	Kidd-39	Jefferson/Martin-11	Kidd-11	19763
Dec. 19	L.A. LAKERS	98-71	W	17-9	Kidd-27	Kidd-11	Kidd-8	20049
Dec. 21	DETROIT	100-92	W	18-9	Kidd-27	Collins/Jefferson-5	Kidd-12	13064
Dec. 23	CHICAGO	99-83	W	19-9	Harris-20	Jefferson-10	Jefferson-5	13231
Dec. 25	BOSTON	117-81	W	20-9	Jefferson-22	Martin-13	Kidd-11	20049
Dec. 27	MILWAUKEE	110-90	W	21-9	Harris-25	Harris/Martin-8	Kidd-9	13817
Dec. 28	at Milwaukee	104-96	W	22-9	Martin-24	Martin-12	Harris/Kidd-7	15716
Dec. 30	CLEVELAND	102-88	W	23-9	Martin-28	Harris/Martin-10	Kidd-10	14491
Jan. 3	at Miami	100-80	W	24-9	Jefferson-26	Martin-10	Kidd-13	14624
Jan. 4	at Orlando	88-83	W	25-9	Martin-19	Martin-12	Kidd-12	15595
Jan. 6	at Atlanta	101-94	W	26-9	Harris/Kidd-21	Martin-12	Kidd-4	6547
Jan. 9	SACRAMENTO	82-118	L	26-10	Harris/Collins/Jonson-11	Martin-13	Kidd-5	20049
Jan. 10	at Toronto	94-79	W	27-10	Kidd-25	Martin-10	Kidd-8	19314
Jan. 15	at Philadelphia	107-108	L	27-11	Harris-26	Martin-16	Kidd-16	19564
Jan. 17	TORONTO	88-77	W	28-11	Kidd-18	Jefferson/Martin-8	Kidd-5	17107
Jan. 20	at Utah	103-106(OT)	L	28-12	Kidd-33	Kidd-13	Kidd-5	19353
Jan. 21	at Sacramento	102-109	L	28-13	Kidd-27	Martin-13	Kidd-5	17317
Jan. 23	at Golden State	97-105	L	28-14	Kidd-41	Scalabrino-10	Kidd-7	15379
Jan. 24	at L.A. Lakers	89-83	W	29-14	Martin-18	Kidd/Martin-9	Kidd-7	18997
Jan. 27	at Denver	92-66	W	30-14	Jefferson-23	Martin-9	Kidd-5	13826
Jan. 29	WASHINGTON	86-78	W	31-14	Jefferson-24	Martin-21	Martin-8	20049
Jan. 31	NEW ORLEANS	89-72	W	32-14	Martin-23	Martin-13	Kittles-7	15311
Feb. 1	at Detroit	84-106	L	32-15	Martin-29	Martin-15	Johnson/Martin-4	22076
Feb. 3	SEATTLE	109-108(OT)	W	33-15	Martin-35	Collins/Martin-12	Kidd-12	12850
Feb. 5	at Philadelphia	111-85	W	34-15	Kittles-35	Scalabrino-8	Collins-7	20119
Feb. 11	at Orlando	83-92	L	34-16	Kidd-19	Kittles/Kidd-8	Kidd-8	14549
Feb. 12	at Memphis	90-97	L	34-17	Kidd-28	Collins-9	Kidd-6	12486
Feb. 14	CHICAGO	90-72	W	35-17	Kittles-21	Rogers-11	Kidd-12	14221
Feb. 16	PHILADELPHIA	83-90	L	35-18	Kidd-21	Williams-7	Kidd/Martin-5	20049
Feb. 18	MIAMI	84-79	W	36-18	Martin-28	Martin-10	Kidd-10	11656
Feb. 20	INDIANA	98-91	W	37-18	Kidd-31	Jefferson-12	Kidd-12	15051
Feb. 21	at Washington	86-89	L	37-19	Jefferson-25	Martin-12	Kidd/Kittles-7	20173
Feb. 23	ORLANDO	105-113	L	37-20	Martin-27	Kidd/Williams11	Kidd-15	20049
Feb. 25	at Cleveland	90-93	L	37-21	Kidd-31	Jefferson/Williams-9	Kidd-9	10761
Feb. 26	NEW YORK	105-76	W	38-21	Kidd-21	Jefferson-10	Kidd/Kittles-5	15380
Mar. 2	UTAH	90-91	L	38-22	Martin-24	Jefferson-10	Kidd-15	16456
Mar. 4	at Dallas	79-88	L	38-23	Martin-18	Collins-10	Kidd-4	19920
Mar. 6	at San Antonio	78-92	L	38-24	Martin-19	Kidd/Martin-8	Kidd-13	18797
Mar. 8	at Houston	71-83	L	38-25	Martin-16	Jefferson-13	Kidd-4	16285
Mar. 9	at New Orleans	102-92	W	39-25	Kittles-20	Kidd-9	Kidd-10	17678
Mar. 13	BOSTON	90-75	W	40-25	Harris-24	Jefferson/Kidd-8	Kidd-12	17201
Mar. 16	PHILADELPHIA	87-92	L	40-26	Kidd-23	Martin-9	Kidd-9	20049
Mar. 18	at Boston	87-74	W	41-26	Jefferson-27	Kidd-13	Kidd-7	18624
Mar. 19	MILWAUKEE	85-104	L	41-27	Martin-28	Martin-14	Kidd-9	13131
Mar. 22	MEMPHIS	107-99	W	42-27	Kittles-25	Kittles-11	Kidd-18	15340
Mar. 23	at Cleveland	88-93	L	42-28	Kidd-21	Martin-8	Kidd-8	11292
Mar. 26	NEW YORK	101-95	W	43-28	Martin-24	Martin-10	Kidd-8	13734
Mar. 28	at New York	122-101	W	44-28	Jefferson-39	Kidd-7	Kidd-16	19763
Mar. 29	GOLDEN STATE	109-97	W	45-28	Jefferson/Kidd-22	Kidd/Martin-7	Kidd-13	16345
Mar. 31	HOUSTON	110-86	W	46-28	Jefferson/Kidd-30	Kidd-12	Jefferson-11	20049
Apr. 2	at New Orleans	97-106	L	46-29	Jefferson-24	Rogers-8	Kidd-13	14311
Apr. 4	MIAMI	99-83	W	47-29	Kidd-30	Rogers-7	Kidd-8	16152
Apr. 6	at Toronto	96-87	W	48-29	Martin-24	Martin-10	Kidd-13	19319
Apr. 9	at Atlanta	92-97	L	48-30	Kidd-23	Kidd-11	Kidd-12	17119
Apr. 11	at Chicago	86-95	L	48-31	Martin-29	Martin-8	Kidd-12	22087
Apr. 12	TORONTO	94-86	W	49-31	Jefferson-24	Mutombo-11	Kidd-8	15306
Apr. 14	NEW ORLEANS	74-87	L	49-32	Martin-23	Martin-15	Kidd-6	12723
Apr. 16	at Indiana	83-90	L	49-33	Johnson-16	Williams-9	Kidd-8	17248



# 2015-16 BROOKLYN NETS MEDIA GUIDE

## Year-by-Year Recaps: 2003-04

**Nets win third consecutive Atlantic Division Championship; Sweep the Knicks in the first round; Fall to Detroit in classic seven game series; Lawrence Frank replaces Byron Scott mid-season**

Final Record: 47-35

Head Coach: Byron Scott: 22-20 (.520); Lawrence Frank: 25-15 (.625)

For the third consecutive season, the Nets won the Atlantic Division title and returned to the NBA Playoffs as the two-time defending NBA Eastern Conference Champions. That marked the first time the franchise had ever posted three straight division championships. On January 26, 2004, Lawrence Frank took over as head coach and in his first full month on the job he was named the 'Eastern Conference Coach of the Month' during the month of February. The Nets recorded their best record in franchise history in a month as far as winning percentage in February, at 11-2 (.846). The Nets set a franchise-best 14-game winning streak (10 in February) and had the best record in the NBA as far as winning percentage in February. Frank recorded the longest winning streak (13) by any new manager/coach to start a coaching career in any sport. In addition to the team accolades, the Nets' Jason Kidd became the first New Jersey player to cop back-to-back NBA single-season assist titles, as he led the league with a 9.2 average, his fifth assists title in his magnificent 10-year career (1998-99, 1999-2000, 2000-01, 2002-03). Richard Jefferson ended the campaign as the Nets leading scorer at 18.5 points, the highest average of his career. Jefferson led four Nets in double-figure scoring, including Kenyon Martin (16.7 ppg), Jason Kidd (15.5 ppg) and Kerry Kittles (13.1 ppg). Martin was also the team's leading rebounder at 9.5 rebounds.

### 2003-04 ROSTER

1	Brandon Armstrong	G	6'5"	185	06/16/1980	Pepperdine
31	Damone Brown	F	6'8"	202	07/28/1979	Syracuse
35	Jason Collins	C	7'0"	255	10/02/1978	Stanford
44	Hubert Davis	G	6'5"	183	05/17/1970	North Carolina
9	Anthony Goldwire	G	6'2"	182	09/06/1971	Houston
12	Lucious Harris	G	6'5"	205	12/18/1970	Long Beach State
24	Richard Jefferson	F	6'7"	222	06/21/1980	Arizona
5	Jason Kidd	G	6'4"	210	03/23/1973	California
30	Kerry Kittles	G	6'5"	195	06/12/1974	Villanova
6	Kenyon Martin	F	6'9"	230	12/30/1977	Cincinnati
45	Mikki Moore	F	7'0"	225	11/04/1975	Nebraska
33	Alonzo Mourning	C	6'10"	261	02/08/1970	Georgetown
2	Doug Overton	G	6'3"	190	08/03/1969	La Salle
9	Robert Pack	G	6'2"	180	02/03/1969	Southern California
10	Zoran Planinic	G	6'7"	195	09/12/1982	Croatia
54	Rodney Rogers	F	6'7"	260	06/20/1971	Wake Forest
21	Brian Scalabrino	F	6'9"	235	03/18/1978	Southern California
8	Tamar Slay	G/F	6'8"	215	04/02/1980	West Virginia
34	Aaron Williams	F	6'9"	240	10/02/1971	Xavier



### 2003-04 FINAL STATISTICS (47-35) New Jersey Nets

PLAYER	G	GS	MIN	FG	FGA	PCT	3FG	3FGA	PCT	FT	FTA	PCT	OFF	DEF	TOT	AST	PF	DQ	STL	TO	BLK	PTS	AVG
Jefferson	82	82	3133	555	1115	.498	48	132	.364	357	468	.763	109	355	464	315	224	1	92	198	28	1515	18.5
Martin	65	62	2252	439	900	.488	7	25	.280	201	294	.684	133	484	617	160	230	5	95	168	82	1086	16.7
Kidd	67	66	2450	368	959	.384	94	293	.321	206	249	.827	85	343	428	618	110	0	122	214	14	1036	15.5
Kittles	82	82	2842	434	959	.453	97	276	.351	107	136	.787	56	271	327	206	144	0	125	95	40	1072	13.1
Mourning	12	0	215	33	71	.465	0	0	.000	30	34	.882	8	19	27	8	32	0	2	10	6	96	8.0
Rogers	69	15	1409	207	505	.410	50	152	.329	75	98	.765	100	207	307	137	183	2	59	98	27	539	7.8
Harris	69	15	1504	187	463	.404	38	101	.376	66	78	.846	39	101	140	135	74	0	41	53	2	478	6.9
Williams	72	7	1337	172	342	.503	1	3	.333	105	155	.677	101	193	294	81	187	0	34	89	46	450	6.3
Collins	78	78	2220	163	384	.424	0	2	.000	136	184	.739	143	257	400	153	251	2	67	97	56	462	5.9
Scalabrino	69	2	928	86	218	.394	10	41	.244	58	70	.829	42	131	173	65	113	0	21	42	14	240	3.5
Planinic	49	1	473	53	129	.411	9	32	.281	38	60	.633	14	41	55	68	70	1	13	36	3	153	3.1
Armstrong	56	0	434	65	175	.371	19	52	.365	2	4	.500	12	31	43	14	49	0	12	24	2	151	2.7
Slay	22	0	165	21	60	.350	4	12	.333	7	14	.500	10	15	25	14	20	0	7	11	1	53	2.4
Pack	26	0	220	22	52	.423	0	0	.000	5	6	.833	4	14	18	27	20	0	12	16	1	49	1.9
Goldwire (TOT)	11	0	85	7	22	.318	2	8	.250	1	1	1.000	1	6	7	11	5	0	5	3	0	17	1.5
Goldwire (NJ)	6	0	19	2	8	.250	0	2	.000	0	0	.000	0	1	1	1	0	0	2	1	0	4	0.7
Overton	6	0	22	3	8	.375	0	0	.000	2	2	1.000	0	1	1	4	4	0	1	2	0	8	1.3
Brown	3	0	17	1	10	.100	0	0	.000	1	2	.500	3	2	5	0	2	0	2	1	0	3	1.0
Moore	4	0	10	1	5	.200	0	0	.000	0	0	.000	1	1	2	0	1	0	0	0	0	2	0.5
Davis (TOT)	17	0	78	1	11	.091	0	1	.000	2	2	1.000	2	6	8	4	12	0	2	3	0	4	0.2
Davis (NJ)	14	0	55	1	9	.111	0	0	.000	2	2	1.000	2	6	8	3	8	0	2	2	0	4	0.3
NETS	82	-	19755	2906	6585	.441	346	1041	.332	1662	2195	.757	991	2528	3519	1887	1772	20	717	1212	374	7820	95.4
OPPONENTS	82	-	19755	2757	6461	.427	425	1185	.359	1453	1941	.749	932	2461	3393	1607	1880	15	693	1358	423	7392	90.1





# 2015-16 BROOKLYN NETS MEDIA GUIDE

## 2003-04 SEASON RESULTS

DATE	OPPONENTS	SCORE	W/L	REC	SCORING	REBOUNDS	ASSISTS	ATTEN.
Oct. 29	at Toronto	87-90	L	0-1	Martin-26	Martin-11	Kidd-10	18217
Oct. 30	MINNESOTA	84-61	W	1-1	Jefferson-26	Kidd-11	Kidd-14	17145
Nov. 1	at Washington	98-85	W	2-1	Kidd-30	Jefferson-10	Kidd-9	20173
Nov. 4	HOUSTON	75-86	L	2-2	Jefferson-21	Jefferson/Scalabrino/Kidd-7	Kidd-9	11784
Nov. 6	INDIANA	81-87	L	2-3	Kittles-23	Williams-11	Kidd-8	11906
Nov. 7	at Boston	94-87	W	3-3	Collins/Kidd-19	Collins-13	Kidd-7	17347
Nov. 9	at Detroit	84-98	L	3-4	Kidd-18	Collins-10	Kidd-11	20664
Nov. 12	SAN ANTONIO	71-85	L	3-5	Martin/Kidd-14	Kidd-12	Kidd-13	13286
Nov. 14	NEW YORK	85-80	W	4-5	Martin-21	Collins-11	Kidd-10	17557
Nov. 15	at Atlanta	100-85	W	5-5	Martin-23	Martin-14	Kidd-8	19445
Nov. 18	NEW ORLEANS	85-88	L	5-6	Jefferson-16	Kidd-9	Kidd-7	11510
Nov. 22	TORONTO	80-81	L	5-7	Martin-26	Martin-7	Pack-6	13755
Nov. 25	at Seattle	93-70	W	6-7	Martin-27	Martin-14	Kidd-10	12779
Nov. 27	at L.A. Clippers	102-96	W	7-7	Kittles-22	Jefferson/Martin-8	Kidd-10	13620
Nov. 28	at Portland	93-97	L	7-8	Kidd-27	Martin-7	Kidd-7	16349
Nov. 30	at Sacramento	92-105	L	7-9	Rogers-23	Martin-7	Kidd-10	17317
Dec. 1	at Utah	84-91	L	7-10	Jefferson-22	Rogers-6	Kidd/Martin-5	17027
Dec. 3	MEMPHIS	93-96	L	7-11	Jefferson-24	Jefferson-10	Kidd-7	13617
Dec. 5	MILWAUKEE	93-86	W	8-11	Kittles-22	Martin-21	Kidd-11	14154
Dec. 6	PHOENIX	99-88	W	9-11	Martin-21	Martin-12	Kidd-9	14639
Dec. 9	SEATTLE	101-88	W	10-11	Jefferson-31	Kidd-8	Kidd-10	11985
Dec. 12	at Orlando	99-95	W	11-11	Kittles-22	Martin-15	Kidd-15	14092
Dec. 13	at Memphis	63-110	L	11-12	Martin-12	Williams-8	Kidd-6	16189
Dec. 17	UTAH	87-74	W	12-12	Martin-22	Martin-11	Kidd-8	15327
Dec. 19	WASHINGTON	97-87	W	13-12	Martin-22	Martin-14	Kidd-11	13227
Dec. 20	at Milwaukee	87-92	L	13-13	Kittles-20	Jefferson/Martin-13	Kidd-10	16782
Dec. 23	CHICAGO	95-78	W	14-13	Jefferson-26	Martin/Rogers-9	Kidd-10	13285
Dec. 26	at Detroit	82-79	W	15-13	Jefferson-27	Collins-12	Kidd-12	22076
Dec. 27	at Indiana	82-75	W	16-13	Martin-23	Martin-13	Kidd-14	18345
Dec. 29	PORTLAND	87-91	L	16-14	Jefferson-24	Jefferson/Kidd-7	Kidd-7	16941
Dec. 31	GOLDEN STATE	88-70	W	17-14	Kidd-23	Scalabrino-9	Kidd-7	12131
Jan. 2	CLEVELAND	97-82	W	18-14	Kidd-26	Martin-13	Kidd-10	19968
Jan. 4	at New York	95-85	W	19-14	Kidd-35	Collins-9	Kidd-13	19763
Jan. 6	L.A. CLIPPERS	92-75	W	20-14	Kidd-32	Martin-12	Kidd-8	12305
Jan. 9	at Philadelphia	81-97	L	20-15	Jefferson-20	Kittles/Jefferson/Williams-6	Kidd-9	20667
Jan. 14	WASHINGTON	115-103	W	21-15	Jefferson-30	Rogers-13	Kidd-13	9778
Jan. 15	at Milwaukee	83-86	L	21-16	Martin-24	Martin-10	Kidd-8	14438
Jan. 17	INDIANA	84-90	L	21-17	Kidd-21	Kidd-8	Kidd-13	18856
Jan. 20	at Dallas	93-106	L	21-18	Martin-29	Martin-9	Kidd-12	19906
Jan. 21	at San Antonio	76-99	L	21-19	Kittles-30	Martin-11	Jefferson-10	17441
Jan. 23	at Miami	64-85	L	21-20	Martin-16	Jefferson/Kidd-9	Kidd-8	16028
Jan. 25	BOSTON	110-91	W	22-20	Jefferson-25	Martin-15	Kidd-11	17533
Jan. 27	at Philadelphia	94-76	W	23-20	Jefferson-30	Kittles-5	Kidd-10	18013
Jan. 29	at Orlando	89-79	W	24-20	Kidd-33	Kidd-10	Kidd-8	13691
Jan. 31	at Houston	88-77	W	25-20	Martin-27	Martin-11	Kidd-11	18332
Feb. 2	at New Orleans	91-70	W	26-20	Kittles-16	Martin-12	Kidd-12	12107
Feb. 4	MIAMI	99-88	W	27-20	Martin-24	Martin-13	Martin-5	11668
Feb. 6	ORLANDO	120-99	W	28-20	Kidd/Martin-18	Martin-15	Kidd-13	13109
Feb. 8	PHILADELPHIA	99-87	W	29-20	Martin-29	Kidd-13	Kidd-10	13962
Feb. 10	DETROIT	89-78	W	30-20	Jefferson-27	Williams-13	Kidd-9	13781
Feb. 11	at Cleveland	105-85	W	31-20	Kittles-27	Martin-9	Kidd-12	15074
Feb. 18	ATLANTA	98-92	W	32-20	Jefferson-24	Kidd-13	Kidd-10	13898
Feb. 20	at Toronto	91-72	W	33-20	Jefferson-20	Williams-8	Kidd-15	19301
Feb. 21	NEW ORLEANS	97-84	W	34-20	Martin-23	Martin-13	Kidd-9	17505
Feb. 24	TORONTO	86-74	W	35-20	Martin-25	Martin-15	Kidd-7	12829
Feb. 25	at Minnesota	68-81	L	35-21	Martin-18	Martin-12	Kidd-7	17232
Feb. 28	MIAMI	92-86	W	36-21	Jefferson-25	Martin-15	Jefferson-4	16584
Feb. 29	L.A. LAKERS	83-100	L	36-22	Jefferson-19	Jefferson/Martin-7	Planinic-6	19968
Mar. 2	at Denver	95-91	W	37-22	Kittles-34	Martin-8	Harris-9	18044
Mar. 3	at Phoenix	74-87	L	37-23	Jefferson-26	Martin-11	Rogers-3	17332
Mar. 5	at Golden State	78-74	W	38-23	Jefferson-23	Kittles-9	Jefferson-4	17354
Mar. 7	at L.A. Lakers	88-94	L	38-24	Jefferson-21	Martin-20	Jefferson/Martin-7	18997
Mar. 10	DENVER	98-97	W	39-24	Martin-28	Martin-9	Kidd-13	13083
Mar. 12	CHICAGO	88-76	W	40-24	Jefferson-27	Kidd-10	Kidd-13	18126
Mar. 14	at Miami	95-104	L	40-25	Jefferson-25	Collins/Kidd-5	Kidd-7	14568
Mar. 16	SACRAMENTO	94-77	W	41-25	Kittles-24	Collins-10	Kidd-13	16949
Mar. 18	DETROIT	71-89	L	41-26	Jefferson-19	Martin-7	Kidd-5	14799
Mar. 19	at New York	65-79	L	41-27	Jefferson-25	Jefferson-7	Rogers-4	19763
Mar. 21	DALLAS	98-101	L	41-28	Jefferson-22	Rogers-10	Jefferson-8	17745
Mar. 23	at Chicago	84-81	W	42-28	Jefferson-20	Harris/Jefferson-10	Jefferson-8	21291
Mar. 26	at Boston	93-102	L	42-29	Jefferson-28	Rogers-12	Jefferson-7	18624
Mar. 27	at Cleveland	104-107	L	42-30	Jefferson-35	Rogers-7	Harris/Jefferson-7	20562
Mar. 29	BOSTON	80-84	L	42-31	Jefferson-24	Rogers-15	Collins-5	14976
Mar. 31	at Washington	103-99(OT)	W	43-31	Jefferson-28	Jefferson-14	Harris-7	16483
Apr. 2	NEW YORK	108-83	W	44-31	Harris-24	Collins/Rogers-7	Collins-8	19968
Apr. 4	ATLANTA	106-89	W	45-31	Jefferson-20	Collins/Jefferson-7	Jefferson-12	16134
Apr. 6	MILWAUKEE	98-103	L	45-32	Rogers-26	Collins/Rogers-8	Harris/Jefferson-6	13967
Apr. 8	ORLANDO	101-81	W	46-32	Jefferson-21	Martin/Rogers/Scalabrino-7	Jefferson-8	18515
Apr. 9	at Indiana	80-90	L	46-33	Rogers-15	Collins-13	Collins/Scalabrino-4	18345
Apr. 11	PHILADELPHIA	89-75	W	47-33	Martin-15	Martin-9	Kidd-8	14796
Apr. 12	at Atlanta	107-129	L	47-34	Kidd-15	Martin-9	Kidd-8	11400
Apr. 14	at Miami	84-96	L	47-35	Jefferson-18	Martin/Williams-8	Kittles/Kidd/Planinic-3	16500



# 2015-16 BROOKLYN NETS MEDIA GUIDE

## Year-by-Year Recaps: 2004-05

**Nets clinch playoff berth on the last day of the regular season; Carter sets highest average points per game of any Nets player in a single season**

Final Record: 42-40 (.512)

Head Coach: Lawrence Frank

The Nets ended the 2004-05 season by clinching their fourth consecutive playoff appearance with the eighth seed in the Eastern Conference. The Nets acquired All-Star forward, Vince Carter from the Toronto Raptors in exchange for Alonzo Mourning, Aaron Williams, Eric Williams, and two first round draft picks on December 17. Carter ended the campaign at 27.5 ppg, the highest average of any Nets player in a single season in franchise history. Carter led four Nets in double-figure scoring, including Jason Kidd (14.4 ppg), Nenad Krstic (10.0 ppg) and Richard Jefferson (22.2 ppg). Kidd was the team's leading rebounder at 7.4 rpg, the best of his NBA career. New Jersey received a devastating blow to their line-up when Jefferson was lost for the regular season due to a left wrist injury on January 11. The Nets faced a playoff like atmosphere during the final month of the regular season and needed to win seven of their final eight regular season games to clinch the fourth consecutive playoff appearance, as they clinched the eighth seed in the Eastern Conference on the last day of the regular season. In the playoffs the Nets fell to the number one seeded Miami Heat in four games.

### 2004-05 ROSTER

6	Travis Best	G	5'11"	182	07/12/1972	Georgia Tech
2	Rodney Buford	F/G	6'5"	195	11/02/1977	Creighton
41	Elden Campbell	C	7'0"	279	07/23/1969	Clemson
15	Vince Carter	G/F	6'6"	220	01/26/1977	North Carolina
35	Jason Collins	C	7'0"	255	12/02/1978	Stanford
28	Kaniel Dickens	F	6'8"	235	07/21/1978	Idaho
44	Donnell Harvey	F	6'8"	220	08/26/1980	Florida
24	Richard Jefferson	F	6'7"	222	06/21/1980	Arizona
5	Jason Kidd	G	6'4"	210	02/23/1973	California
12	Nenad Krstic	F/C	7'0"	240	07/25/1983	Serbia-Montenegro
1	Ron Mercer	F	6'7"	215	05/18/1975	Kentucky
7	Jerome Moiso	F	6'10"	260	06/15/1978	UCLA
33	Alonzo Mourning	C	6'10"	261	02/08/1970	Georgetown
10	Zoran Planinic	G	6'7"	195	09/12/1982	Croatia
30	Clifford Robinson	C/F	6'10"	240	12/16/1966	Connecticut
55	Jabari Smith	C	6'11"	240	02/12/1977	LSU
26	Awvee Storey	F	6'6"	225	04/18/1977	Arizona State
20	Billy Thomas	G	6'4"	208	12/23/1975	Kansas
21	Brian Scalabrine	F	6'9"	235	03/18/1978	Southern California
11	Jacque Vaughn	G	6'1"	190	02/11/1975	Kansas
34	Aaron Williams	F	6'9"	240	10/02/1971	Xavier
17	Eric Williams	F	6'8"	220	07/17/1972	Providence



### 2004-05 FINAL STATISTICS (42-40) New Jersey Nets

PLAYER	G	GS	MIN	FG	FGA	PCT	3FG	3FGA	PCT	FT	FTA	PCT	OFF	DEF	TOT	AST	PF	DQ	STL	TO	BLK	PTS	AVG
Carter (TOT)	77	76	2828	696	1541	.452	127	313	.406	367	460	.798	106	295	401	327	243	3	109	168	48	1886	24.5
Carter (NJ)	57	56	2220	572	1239	.462	108	254	.425	317	388	.817	78	257	335	266	187	3	84	146	33	1569	27.5
Jefferson	33	33	1355	238	564	.422	30	89	.337	227	269	.844	49	191	240	133	109	1	33	132	17	733	22.2
Kidd	66	65	2435	340	855	.398	129	358	.360	142	192	.740	94	394	488	545	110	0	123	167	9	951	14.4
E. Williams	21	21	739	87	185	.470	17	40	.425	74	108	.685	28	67	95	42	80	2	16	34	2	265	12.6
Mourning	18	14	457	68	150	.453	0	0	.000	51	86	.593	31	96	127	14	50	1	5	45	41	187	10.4
Krstic	75	57	1965	281	570	.493	0	2	.000	185	255	.725	161	240	401	77	280	7	32	112	63	747	10.0
Mercer	18	3	390	65	158	.411	0	3	.000	7	10	.700	9	31	40	20	20	0	16	14	2	137	7.6
Robinson (TOT)	71	29	1689	202	523	.386	67	193	.347	62	97	.639	54	155	209	104	181	3	62	66	53	533	7.5
Robinson (NJ)	29	0	599	61	169	.361	25	66	.379	27	39	.692	23	72	95	30	74	1	18	25	14	174	6.0
Buford	64	17	1313	187	489	.382	34	108	.315	37	45	.822	33	156	189	63	101	1	40	35	4	445	7.0
Best	76	6	1461	190	452	.420	26	85	.306	108	122	.885	19	88	107	143	148	3	66	67	9	514	6.8
Collins	80	80	2542	186	451	.412	2	6	.333	137	209	.656	153	335	488	105	322	14	71	91	71	511	6.4
Scalabrine	54	14	1167	132	332	.398	22	68	.324	53	69	.768	83	161	244	88	111	3	34	66	18	339	6.3
Vaughn	71	34	1410	146	325	.449	5	15	.333	76	91	.835	17	90	107	135	138	1	41	62	1	373	5.3
Planinic	43	8	515	78	174	.448	15	40	.375	46	66	.697	19	50	69	44	76	2	25	41	0	217	5.0
Smith	45	2	648	62	148	.419	1	2	.500	41	55	.745	29	82	111	38	103	0	25	39	14	166	3.7
Thomas	25	0	356	34	94	.362	17	56	.304	7	9	.778	7	29	36	17	29	0	14	9	1	92	3.7
Harvey	3	0	16	2	2	1.000	0	0	.000	4	4	1.000	2	5	7	1	2	0	1	1	1	8	2.7
A. Williams	19	0	150	14	27	.519	0	0	.000	9	10	.900	7	24	31	6	25	0	4	11	5	37	1.9
Dickens	11	0	61	4	14	.286	3	9	.333	2	2	1.000	3	6	9	1	5	0	2	2	1	13	1.2
Moiso	8	0	24	3	4	.750	0	0	.000	2	4	.500	3	4	7	0	2	0	0	1	1	8	1.0
Storey	9	0	32	3	10	.300	1	2	.500	1	2	.500	4	1	5	1	3	0	0	0	0	8	0.9
Campbell	10	0	50	0	7	.000	0	0	.000	2	4	.500	3	8	11	3	10	0	0	1	1	2	0.2
NETS	82	-	19905	2753	6419	.429	435	1203	.362	1555	2039	.763	855	2387	3242	1772	1985	39	650	1164	308	7496	91.4
OPPONENTS	82	-	19905	2710	6167	.439	485	1319	.368	1714	2304	.744	874	2503	3377	1666	1881	15	601	1283	402	7619	92.9



# 2015-16 BROOKLYN NETS MEDIA GUIDE

## 2004-05 SEASON RESULTS

DATE	OPPONENTS	SCORE	W/L	REC	SCORING	REBOUNDS	ASSISTS	ATTEN.
Nov. 3	MIAMI	77-100	L	0-1	Jefferson-19	A. Williams-7	Jefferson-5	17260
Nov. 5	at Chicago	111-106(2OT)	W	1-1	Jefferson-26	Jefferson-21	Jefferson-9	20117
Nov. 6	PHOENIX	80-112	L	1-2	Jefferson-24	Jefferson/Mourning-7	Mercer/Jefferson-4	13254
Nov. 9	PORTLAND	64-60	W	2-2	Mourning-14	Mourning-12	Jefferson-7	13621
Nov. 10	at Philadelphia	100-108(OT)	L	2-3	Jefferson-33	Jefferson-10	Vaughn-12	15678
Nov. 13	DALLAS	78-94	L	2-4	Jefferson-28	Jefferson-10	Planinic-4	12975
Nov. 15	HOUSTON	69-80	L	2-5	Jefferson-17	Jefferson/Scalabrino-11	Planinic-4	13942
Nov. 17	SEATTLE	68-79	L	2-6	Jefferson-20	Jefferson-10	Jefferson/Planinic/E. Williams-2	12127
Nov. 20	WASHINGTON	86-97	L	2-7	Jefferson-22	Collins-11	E. Williams-5	14365
Nov. 23	at Denver	88-90	L	2-8	Jefferson-26	Jefferson-11	Best-7	13448
Nov. 25	at L.A. Clippers	88-101	L	2-9	Jefferson-24	Jefferson/Williams-6	Collins/Jefferson-3	12629
Nov. 26	at Seattle	79-92	L	2-10	Jefferson-21	Scalabrino-9	Best/Jefferson/Scalabrino-2	17072
Nov. 28	at Portland	71-83	L	2-11	Jefferson-20	Mourning/Jefferson-7	Best/Jefferson/Scalabrino-4	14263
Nov. 30	CHARLOTTE	99-86	W	3-11	Jefferson-23	Mourning-11	Best/Jefferson-6	11921
Dec. 1	at Washington	68-95	L	3-12	E. Williams-17	Collins/Mourning-9	Collins-2	15805
Dec. 4	ATLANTA	109-88	W	4-12	E. Williams-21	Jefferson-7	Jefferson/Mourning-7	14745
Dec. 6	TORONTO	88-86	W	5-12	Jefferson-26	Mourning-10	Jefferson-8	11227
Dec. 7	at Cleveland	97-103	L	5-13	Jefferson-27	Collins-8	Jefferson-7	16556
Dec. 10	NEW ORLEANS	94-91(OT)	W	6-13	Jefferson-24	Collins-9	Best-9	13478
Dec. 11	at Atlanta	95-90	W	7-13	Best/Jefferson-21	Jefferson-8	Jefferson/E. Williams-4	8735
Dec. 14	NEW YORK	79-87	L	7-14	Jefferson-22	Collins-14	Jefferson-6	16794
Dec. 17	at Memphis	84-89	L	7-15	Jefferson-26	Jefferson-11	Kidd-8	18119
Dec. 19	at Toronto	99-110	L	7-16	Jefferson-38	Kidd-6	Jefferson/Kidd/Vaughn-5	16938
Dec. 21	at Charlotte	94-91	W	8-16	Jefferson-28	Krstic-12	Kidd-12	11358
Dec. 22	CLEVELAND	92-90	W	9-16	Jefferson-42	Krstic-8	Jefferson-7	16327
Dec. 27	at Detroit	90-100(OT)	L	9-17	Jefferson-27	Kidd/Krstic-9	Carter/Kidd-5	22076
Dec. 28	at Chicago	84-80	W	10-17	Carter-25	Kidd-11	Kidd-11	22903
Dec. 30	INDIANA	83-96	L	10-18	Carter-25	Kidd-11	Kidd-10	20174
Jan. 1	at New York	93-87	W	11-18	Jefferson-17	Krstic-7	Carter-5	19763
Jan. 4	at Washington	88-112	L	11-19	Carter-31	Kidd-8	Kidd-7	14011
Jan. 5	at Milwaukee	74-97	L	11-20	Smith-19	Jefferson-11	Smith-6	13081
Jan. 7	GOLDEN	82-72	W	12-20	Carter-22	Kidd-13	Kidd-9	13439
Jan. 8	at Orlando	101-104	L	12-21	Kidd-22	Kidd-11	Kidd-11	16813
Jan. 11	DETROIT	80-89	L	12-22	Carter-19	Collins-10	Kidd-7	15755
Jan. 13	at Houston	85-94(OT)	L	12-23	Carter-17	Krstic/Kidd-10	Kidd-9	13243
Jan. 15	at Dallas	93-98	L	12-24	Carter-29	Collins-11	Kidd-11	20270
Jan. 17	at Atlanta	85-84	W	13-24	Carter/Kidd-23	Krstic-9	Carter-6	17049
Jan. 19	MILWAUKEE	96-90	W	14-24	Carter-33	Carter-9	Kidd-10	10439
Jan. 21	BOSTON	104-98	W	15-24	Carter-25	Krstic-12	Kidd-9	15461
Jan. 23	at Phoenix	105-113	L	15-25	Carter-32	Collins-10	Kidd-8	18139
Jan. 25	at Sacramento	93-113	L	15-26	Carter-23	Krstic-7	Kidd-7	17317
Jan. 26	at Golden State	113-99	W	16-26	Scalabrino-29	Krstic/Scalabrino-10	Carter-9	14589
Jan. 28	at L.A. Lakers	109-103	W	17-26	Carter-30	Buford-6	Kidd-11	18997
Jan. 29	at Utah	99-82	W	18-26	Carter-30	Buford-9	Carter/Kidd-10	19911
Feb. 1	CHICAGO	107-97	W	19-26	Carter-31	Kidd-13	Kidd-9	14546
Feb. 2	at Boston	89-110	L	19-27	Kidd-25	Campbell/Smith-6	Carter-5	16317
Feb. 5	DETROIT	107-85	W	20-27	Carter-41	Carter-11	Kidd-14	17469
Feb. 7	PHILADELPHIA	107-97(OT)	W	21-27	Carter-43	Carter-14	Kidd-16	13461
Feb. 9	L.A. LAKERS	103-104(OT)	L	21-28	Kidd-28	Kidd-12	Kidd-12	13979
Feb. 11	SAN ANTONIO	91-101	L	21-29	Carter-43	Collins/Krstic-8	Kidd-7	17121
Feb. 13	DENVER	94-79	W	22-29	Carter-23	Krstic-9	Kidd-8	16125
Feb. 15	at Minnesota	71-82	L	22-30	Carter-32	Krstic-12	Kidd-14	16299
Feb. 16	SACRAMENTO	96-85	W	23-30	Carter-21	Collins-13	Kidd-10	12227
Feb. 22	TORONTO	82-100	L	23-31	Carter-22	Collins-9	Kidd-8	14080
Feb. 23	at Milwaukee	81-100	L	23-32	Carter-26	Collins-11	Kidd-7	14216
Feb. 25	CHARLOTTE	93-86	W	24-32	Carter-28	Collins-12	Kidd-9	14571
Feb. 27	CLEVELAND	104-98	W	25-32	Carter-34	Carter-11	Kidd-12	18452
Mar. 2	at Philadelphia	99-93	W	26-32	Carter-32	Carter/Collins-8	Carter-7	18216
Mar. 3	MIAMI	90-106	L	26-33	Carter-27	Kidd/Krstic/Robinson-6	Carter-9	17353
Mar. 5	ORLANDO	81-105	L	26-34	Carter-20	Carter/Robinson-6	Carter-5	16101
Mar. 8	at San Antonio	74-90	L	26-35	Krstic-19	Collins-12	Kidd-9	17588
Mar. 9	at New Orleans	86-85(OT)	W	27-35	Carter-24	Carter-10	Kidd-9	11569
Mar. 12	at Miami	65-90	L	27-36	Carter-20	Kidd/Scalabrino-9	Kidd-4	20054
Mar. 13	at Orlando	98-82	W	28-36	Carter-33	Kidd-10	Kidd-10	14007
Mar. 16	CHICAGO	100-84	W	29-36	Carter-30	Collins/Kidd-11	Carter/Kidd-8	14244
Mar. 18	UTAH	94-80	W	30-36	Carter-23	Kidd-8	Kidd-9	15509
Mar. 20	at Indiana	94-85	W	31-36	Carter-39	Kidd-12	Kidd-7	18345
Mar. 22	INDIANA	98-91	W	32-36	Carter-33	Kidd-7	Kidd-9	14532
Mar. 24	MEMPHIS	96-105	L	32-37	Carter-22	Krstic/Kidd-6	Kidd-12	13732
Mar. 26	MINNESOTA	75-96	L	32-38	Carter-16	Kidd-10	Kidd-8	17849
Mar. 28	at Charlotte	95-91	W	33-38	Carter-39	Krstic-15	Kidd/Vaughn-5	11376
Mar. 30	L.A. CLIPPERS	95-78	W	34-38	Carter-31	Collins-9	Kidd-13	15157
Apr. 1	at New York	93-91	W	35-38	Carter-31	Kidd-8	Carter-6	19763
Apr. 2	ORLANDO	102-103	L	35-39	Krstic-28	Krstic/Kidd-11	Kidd-7	15342
Apr. 5	at Cleveland	111-80	W	36-39	Carter-27	Scalabrino-9	Kidd-12	18668
Apr. 7	NEW YORK	110-98	W	37-39	Carter-32	Krstic-10	Kidd-12	17533
Apr. 9	BOSTON	99-86	W	38-39	Carter-45	Kidd-9	Kidd-17	15103
Apr. 13	at Indiana	86-90	L	38-40	Kidd-29	Kidd-15	Kidd-6	17901
Apr. 15	at Toronto	101-90	W	39-40	Carter-39	Kidd-12	Kidd-8	19800
Apr. 17	PHILADELPHIA	104-83	W	40-40	Carter-43	Carter/Scalabrino-11	Kidd-16	20174
Apr. 19	WASHINGTON	109-101	W	41-40	Kidd-35	Kidd-8	Carter-9	16717
Apr. 20	at Boston	102-93	W	42-40	Carter-37	Collins-11	Kidd-7	18624



# 2015-16 BROOKLYN NETS MEDIA GUIDE

## Year-by-Year Recaps: 2005-06

**Nets win Atlantic Division title for the fourth time in five years; Defeat Indiana 4-2 in the First Round of the Eastern Conference Playoffs; Fall to Miami 4-1 in the Eastern Conference Semifinals**

Final Record: 49-33 (.598)

Head Coach: Lawrence Frank

The Nets captured the Atlantic Division title for the fourth time in five seasons, culminating with a 49-33 record which tied the mark for the second best single season record in team history. The Nets notched the second most wins in franchise history thanks in large part to a record-tying 14 game win streak (3/12/06-4/6/06) and another 10 game win streak (12/16/06-4/6/06). In his first full season with the Nets, Vince Carter set a new Nets franchise scoring record (1,911 points). He was also named to the Eastern Conference All-Star Team for the seventh time and was named the Eastern Conference Player of the Month for December. Jason Kidd led the Nets in both rebounds (7.3 rpg) and assists (8.4 apg) for the second straight season while chipping in 13.3 ppg. The Nets finished the regular season on a 17-5 tear that helped them secure the third seed in the Eastern Conference Playoffs and a First Round matchup with the Indiana Pacers. The Nets disposed of the Pacers in six games before falling to the Miami Heat in five games in the Eastern Conference Semifinals.

### 2005-06 ROSTER

15	Vince Carter	G/F	6'6"	220	01/26/1977	North Carolina
35	Jason Collins	C	7'0"	255	12/02/1978	Stanford
44	Marc Jackson	F/C	6'10"	253	01/16/1975	Temple
24	Richard Jefferson	F	6'7"	225	06/21/1980	Arizona
33	Linton Johnson III	F	6'8"	205	06/13/1980	Tulane
5	Jason Kidd	G	6'4"	210	03/23/1973	California
12	Nenad Krstic	F/C	7'0"	255	07/25/1983	Serbia-Montenegro
0	Jeff McInnis	G	6'4"	190	10/22/1974	North Carolina
31	Lamond Murray	F	6'7"	235	04/20/1973	California
7	Bostjan Nachbar	F	6'9"	221	07/03/1980	Slovenia
34	Scott Padgett	F	6'9"	240	04/19/1976	Kentucky
10	Zoran Planinic	G	6'7"	210	09/12/1982	Croatia
30	Clifford Robinson	F	6'10"	240	12/16/1966	Connecticut
41	John Thomas	C	6'9"	265	09/08/1975	Minnesota
11	Jacque Vaughn	G	6'1"	190	02/11/1975	Kansas
21	Antoine Wright	G/F	6'7"	210	02/06/1984	Texas A&M
2	Derrick Zimmerman	G	6'3"	195	12/02/1981	Mississippi State



### 2005-06 FINAL STATISTICS (49-33) New Jersey Nets

PLAYER	G	GS	MIN	FG	FGA	PCT	3FG	3FGA	PCT	FT	FTA	PCT	OFF	DEF	TOT	AST	PF	DQ	STL	TO	BLK	PTS	AVG
Carter	79	79	2906	653	1518	.430	125	367	.341	480	601	.799	135	327	462	338	235	1	94	213	53	1911	24.2
Jefferson	78	78	3059	495	1005	.493	60	188	.319	471	580	.812	95	439	534	297	193	1	59	174	17	1521	19.5
Krstic	80	80	2469	447	881	.507	1	4	.250	185	265	.698	182	331	513	88	297	9	32	133	63	1080	13.5
Kidd	80	80	2975	366	905	.404	139	395	.352	194	244	.795	86	494	580	672	157	0	150	192	29	1065	13.3
Robinson	80	13	1863	219	513	.427	60	175	.343	52	79	.658	55	212	267	89	206	0	44	62	40	550	6.9
McInnis	28	1	486	63	143	.441	3	16	.188	20	29	.690	11	39	50	52	37	0	11	29	2	149	5.3
Jackson	37	0	433	66	148	.446	0	0	.000	38	48	.792	30	59	89	22	70	0	5	28	6	170	4.6
Nachbar (TOT)	36	13	502	54	156	.346	19	71	.268	30	44	.682	8	52	60	27	65	0	16	24	5	157	4.4
Nachbar (NJ)	11	0	97	12	32	.375	2	14	.143	5	8	.625	4	7	11	5	13	0	3	4	0	31	2.8
Collins	71	70	1895	104	262	.397	3	12	.250	44	86	.512	93	249	342	70	251	7	46	61	40	255	3.6
Murray	57	1	576	72	181	.398	27	78	.346	25	40	.625	29	103	132	13	66	0	17	22	7	196	3.4
Vaughn	80	6	1234	107	245	.437	1	6	.167	59	81	.728	16	75	91	123	140	0	42	52	1	274	3.4
Planinic	56	1	596	66	183	.361	13	56	.232	46	66	.697	14	60	74	53	91	1	20	43	4	191	3.4
Padgett	62	1	718	71	201	.353	42	121	.347	27	34	.794	56	109	165	41	90	0	28	21	12	211	3.4
Zimmerman	2	0	32	2	3	.667	0	0	.000	0	0	.000	1	3	4	7	4	0	0	4	0	4	2.0
Wright	39	0	370	29	81	.358	1	15	.067	11	22	.500	8	22	30	12	42	0	4	21	3	70	1.8
Johnson	9	0	35	5	10	.500	0	0	.000	1	4	.250	0	7	7	2	7	0	2	4	0	11	1.2
Thomas (TOT)	16	0	127	6	15	.400	0	0	.000	3	4	.750	10	10	20	2	17	0	3	8	2	15	0.9
Thomas (NJ)	2	0	36	1	6	.167	0	0	.000	0	0	.000	7	3	10	0	4	0	1	2	1	2	1.0
NETS	82	-	19780	2778	6317	.440	477	1447	.330	1658	2187	.758	822	2539	3361	1884	1903	19	558	1119	278	7691	93.8
OPPONENTS	82	-	19780	2730	6222	.439	465	1336	.348	1654	2232	.741	787	2599	3386	1641	1889	23	589	1177	329	7579	92.4





# 2015-16 BROOKLYN NETS MEDIA GUIDE

## 2005-06 SEASON RESULTS

DATE	OPPONENTS	SCORE	W/L	REC	SCORING	REBOUNDS	ASSISTS	ATTEN.
Nov. 2	MILWAUKEE	96-110	L	0-1	Carter-25	Jefferson/Kidd-8	Kidd-9	20098
Nov. 4	at Toronto	102-92	W	1-1	Jefferson-35	Jefferson-11	Carter-6	18586
Nov. 5	CHICAGO	100-99	W	2-1	Jefferson/Carter-28	Jefferson-13	Kidd-11	16898
Nov. 7	at Miami	89-90	L	2-2	Carter-32	Jefferson-15	Kidd-4	19600
Nov. 9	UTAH	91-83	W	3-2	Carter-21	Jefferson-9	Jefferson-12	14449
Nov. 11	at Indiana	90-102	L	3-3	Carter-18	Padgett-11	Kidd-6	17584
Nov. 12	HOUSTON	91-99	L	3-4	Kidd-20	Kidd-9	Kidd/Carter-5	20098
Nov. 15	SEATTLE	109-99	W	4-4	Krstic-25	Jefferson-11	Kidd-9	14986
Nov. 19	WASHINGTON	89-83	W	5-4	Carter-19	Jefferson-13	Jefferson/McInnis/Carter-5	16454
Nov. 21	at Golden State	97-100	L	5-5	Jefferson-23	Krstic-10	McInnis-6	16501
Nov. 23	at Sacramento	105-114	L	5-6	Jackson-21	Jackson-9	Kidd-11	17317
Nov. 25	at Phoenix	81-92	L	5-7	Kidd-25	Kidd-13	Jefferson/Kidd/Carter-3	18068
Nov. 27	at L.A. Lakers	102-96(OT)	W	6-7	Kidd-35	Krstic-13	Kidd-12	18528
Nov. 28	at Denver	101-92	W	7-7	Carter-25	Kidd-8	Kidd/Krstic-5	13817
Nov. 30	DETROIT	83-93	L	7-8	Carter-27	Jefferson-14	Jefferson/Kidd-5	16337
Dec. 3	TORONTO	82-95	L	7-9	Kidd-17	Jefferson-10	Kidd-6	14613
Dec. 7	at Charlotte	97-84	W	8-9	Carter-23	Kidd/Krstic-8	Kidd-11	14622
Dec. 9	at Cleveland	109-100	W	9-9	Carter-38	Carter-11	Kidd-8	18177
Dec. 10	PHILADELPHIA	95-107	L	9-10	Jefferson/Carter-26	Jefferson-11	Kidd-9	18740
Dec. 13	at Washington	74-94	L	9-11	Carter-14	Jefferson/Murray-5	Kidd/Carter-5	15124
Dec. 14	CHARLOTTE	83-91	L	9-12	Jefferson-25	Carter-11	Kidd-10	13363
Dec. 16	DENVER	115-106(O)	W	10-12	Carter-34	Carter-12	Kidd-16	13947
Dec. 18	GOLDEN STATE	118-90	W	11-12	Carter-25	Kidd-9	Kidd-13	14919
Dec. 20	L.A. CLIPPERS	99-85	W	12-12	Carter-35	Jefferson/Kidd/Carter-7	Kidd/Carter-9	14785
Dec. 21	at Orlando	96-85	W	13-12	Carter-32	Carter-7	Kidd-6	13626
Dec. 23	at Miami	95-88	W	14-12	Carter-51	Padgett-10	Kidd-5	20065
Dec. 26	at New York	109-101	W	15-12	Carter-27	Kidd-7	Kidd-9	19763
Dec. 27	CLEVELAND	96-91	W	16-12	Jefferson-28	Kidd/Carter-9	Kidd-9	20098
Dec. 30	ATLANTA	99-91	W	17-12	Carter-37	Jefferson/Kidd/Krstic-5	Kidd-9	15653
Jan. 6	ORLANDO	113-106	W	18-12	Carter-31	Kidd-11	Kidd-13	15332
Jan. 8	at Toronto	105-104	W	19-12	Carter-42	Carter-10	Kidd-15	18935
Jan. 10	at San Antonio	91-96	L	19-13	Carter-34	Kidd-8	Kidd-6	18797
Jan. 13	at Memphis	69-81	L	19-14	Carter-14	Kidd-11	Carter-4	17221
Jan. 14	at Dallas	77-110	L	19-15	Kidd-19	Tied with-5	Kidd-5	20367
Jan. 16	INDIANA	97-92	W	20-15	Carter-24	Jefferson-10	Kidd-10	18813
Jan. 18	at Philadelphia	101-90	W	21-15	Carter-31	Jefferson-16	Carter-10	15683
Jan. 20	at Boston	96-99	L	21-16	Kidd-24	Kidd/Robinson-7	Kidd-7	18107
Jan. 21	BOSTON	103-83	W	22-16	Carter-25	Kidd/Krstic-9	Kidd-8	18312
Jan. 23	at Utah	78-89	L	22-17	Jefferson-32	Kidd-12	Kidd-10	17926
Jan. 25	at L.A. Clippers	77-90	L	22-18	Kidd-19	Krstic-6	Kidd-6	17394
Jan. 27	at Portland	83-88	L	22-19	Jefferson-23	Jefferson-10	Kidd-8	17022
Jan. 28	at Seattle	104-113	L	22-20	Jefferson-36	Krstic-11	Kidd-7	17072
Jan. 31	DETROIT	91-84	W	23-20	Kidd-23	Kidd-12	Kidd-7	17143
Feb. 1	at Cleveland	85-91	L	23-21	Carter-29	Collins-7	Jefferson-6	19460
Feb. 4	MIAMI	105-92	W	24-21	Carter-28	Carter-13	Kidd/Carter-10	19268
Feb. 6	NO/OKLA.	99-91	W	25-21	Jefferson-26	Jefferson/Kidd-9	Kidd-11	13998
Feb. 8	NEW YORK	96-83	W	26-21	Carter-22	Krstic/Collins-8	Jefferson-8	16731
Feb. 10	SAN ANTONIO	73-83	L	26-22	Carter-21	Kidd-13	Kidd-7	19096
Feb. 12	MILWAUKEE	94-79	W	27-22	Carter-24	Kidd-5	Jefferson-7	12256
Feb. 14	at Detroit	71-85	L	27-23	Jefferson-18	Jefferson-9	Vaughn-4	22076
Feb. 15	at Charlotte	95-94	W	28-23	Jefferson-25	Jefferson-10	Kidd-9	15766
Feb. 21	at Milwaukee	89-85	W	29-23	Carter-45	Kidd-12	Kidd-13	14289
Feb. 22	ORLANDO	96-93	W	30-23	Kidd-28	Carter-9	Kidd-11	14733
Feb. 24	at New York	94-90	W	31-23	Jefferson-27	Collins-9	Kidd-9	19763
Feb. 26	INDIANA	91-101	L	31-24	Jefferson-23	Kidd-8	Kidd-12	17185
Feb. 27	at Atlanta	102-104(O)	L	31-25	Jefferson/Carter-22	Kidd-9	Kidd-17	14753
Mar. 1	at Minnesota	90-100	L	31-26	Carter-29	Jefferson-11	Kidd-9	15369
Mar. 4	TORONTO	105-100(O)	W	32-26	Carter-31	Kidd-13	Kidd-15	16215
Mar. 6	SACRAMENTO	84-109	L	32-27	Carter-21	Collins-10	Kidd-11	15749
Mar. 7	at Chicago	87-95	L	32-28	Krstic-29	Krstic-13	Kidd-13	20837
Mar. 12	at NO/Okla. City	95-84	W	33-28	Carter-27	Kidd-12	Kidd-9	19198
Mar. 13	at Houston	90-77	W	34-28	Carter-29	Kidd-10	Kidd-10	16047
Mar. 15	PORTLAND	78-65	W	35-28	Carter-26	Jefferson-9	Kidd-7	16115
Mar. 17	L.A. LAKERS	92-89	W	36-28	Krstic-26	Collins/Krstic-6	Kidd-14	20098
Mar. 19	DALLAS	100-89	W	37-28	Jefferson-28	Krstic-13	Kidd-9	18883
Mar. 21	at Washington	112-100	W	38-28	Carter-28	Kidd-7	Kidd-9	14887
Mar. 23	MINNESOTA	86-82	W	39-28	Jefferson/Carter-21	Krstic-13	Kidd-9	15952
Mar. 26	at Detroit	79-74	W	40-28	Carter-22	Kidd-14	Carter-6	22076
Mar. 27	PHOENIX	110-72	W	41-28	Krstic-21	Kidd/Krstic-10	Kidd/Planinic-7	18467
Mar. 29	MEMPHIS	86-74	W	42-28	Jefferson-27	Jefferson-9	Kidd-12	16455
Mar. 31	at Atlanta	91-88	W	43-28	Jefferson-27	Jefferson/Carter-9	Kidd/Jefferson-2	17403
Apr. 2	MIAMI	90-78	W	44-28	Carter-43	Krstic-8	Kidd-9	18928
Apr. 4	ATLANTA	96-94	W	45-28	Carter-27	Krstic-14	Kidd-13	16824
Apr. 6	CHARLOTTE	113-102	W	46-28	Jefferson-40	Jefferson-11	Kidd-12	16756
Apr. 8	CLEVELAND	102-108	L	46-29	Carter-33	Jefferson-10	Kidd-10	19048
Apr. 9	at Milwaukee	95-83	W	47-29	Carter-25	Kidd-12	Kidd-10	16127
Apr. 11	at Chicago	101-104	L	47-30	Carter-43	Collins-12	Kidd-5	20402
Apr. 12	PHILADELPHIA	96-116	L	47-31	Carter-21	Krstic-11	Carter-6	18754
Apr. 14	at Boston	79-74	W	48-31	Carter-15	Krstic-11	Jefferson-7	18624
Apr. 16	BOSTON	95-93	W	49-31	Krstic-18	Collins-11	Carter-9	16611
Apr. 18	at Philadelphia	88-91	L	49-32	Murray-19	Murray-13	Vaughn-13	19171
Apr. 19	NEW YORK	83-90	L	49-33	Vaughn-15	Thomas-9	Vaughn-8	18383



# 2015-16 BROOKLYN NETS MEDIA GUIDE

## Year-by-Year Recaps: 2006-07

**Nets reach playoffs for franchise record sixth consecutive season; Lawrence Frank becomes all-time winningest coach in Nets franchise history; Jason Kidd passes Wilt Chamberlain into third on NBA's all-time triple double list; Vince Carter sets franchise record for points in a single season; Defeat Toronto 4-2 in First Round of Eastern Conference Playoffs; Fall to Cleveland 4-2 in Eastern Conference Semifinals.**

Final Record: 41-41 (.500)

Head Coach: Lawrence Frank

The Nets stumbled out of the gates and endured a rash of injuries throughout the 2006-07 season, but ultimately found their way at the perfect time, as an unexpected star and a pair of franchise stalwarts propelled the Nets to the Eastern Conference Playoffs for a franchise record sixth consecutive season. With Richard Jefferson missing 23 games due to injuries to both ankles and Nenad Krstic missing 56 games due to a season ending torn ACL the Nets leaned on Jason Kidd and Vince Carter more than ever, and the All-Star backcourt responded triumphantly. Kidd became one of only three players in NBA history to average at least 13.0 points, 9.0 assists and 8.0 rebounds in a season, as he moved in to third on the NBA's all-time triple doubles list. Not to be outdone, Vince Carter scored a franchise record 2,070 points on the season. The Nets found another unlikely source of offense in Mikki Moore, led the league in field goal percentage at .609 (308-of-506). Nets Head Coach Lawrence Frank also hit a major milestone, as he became the all-time winningest coach in franchise history. The Nets used the momentum of their fast finish to oust the favored Toronto Raptors 4-2 in the first round, but were unable to get past the eventual Eastern Conference Champion Cleveland Cavaliers in the Conference Semifinals.

### 2006-07 Roster

8	Hassan Adams	G	6'4"	220	06/20/1984	Arizona
2	Josh Boone	F/C	6'10"	245	11/21/1984	Connecticut
15	Vince Carter	G/F	6'6"	220	01/26/1977	North Carolina
35	Jason Collins	C	7'0"	255	12/02/1978	Stanford
50	Eddie House	G	6'1"	175	05/14/1978	Arizona State
9	Mile Ilic	C	7'2"	255	06/02/1984	Serbia
24	Richard Jefferson	F	6'7"	225	06/21/1980	Arizona
5	Jason Kidd	G	6'4"	210	03/23/1973	California
12	Nenad Krstic	F/C	7'0"	255	07/25/1983	Serbia-Montenegro
33	Mikki Moore	C	7'0"	223	11/04/1975	Nebraska
7	Bostjan Nachbar	F	6'9"	221	07/03/1980	Slovenia
22	Bernard Robinson	G/F	6'6"	210	12/26/1980	Michigan
30	Clifford Robinson	F	6'10"	240	12/16/1966	Connecticut
1	Marcus Williams	G	6'3"	205	12/03/1985	Connecticut
21	Antoine Wright	G/F	6'7"	210	02/06/1984	Texas A&M



HISTORY

### 2006-07 FINAL STATISTICS (41-41) New Jersey Nets

PLAYER	G	GS	MIN	FG	FGA	PCT	3FG	3FGA	PCT	FT	FTA	PCT	OFF	DEF	TOT	AST	PF	DQ	STL	TO	BLK	PTS	AVG
Carter	82	82	3126	726	1598	.454	156	437	.357	462	576	.802	114	378	492	393	266	2	82	217	30	2070	25.2
Krstic	26	26	848	170	323	.526	0	1	.000	86	121	.711	51	125	176	46	88	1	10	52	24	426	16.4
Jefferson	55	53	1956	303	665	.456	52	145	.359	239	326	.733	48	192	240	148	123	0	34	120	8	897	16.3
Kidd	80	80	2933	369	908	.406	124	361	.343	179	230	.778	135	520	655	736	146	0	127	213	23	1041	13.0
Moore	79	55	2082	308	506	.609	0	1	.000	160	235	.681	145	258	403	74	261	3	46	113	60	776	9.8
Nachbar	76	1	1532	226	495	.457	112	265	.423	132	164	.805	27	226	253	61	183	2	30	69	26	696	9.2
House	56	1	946	180	421	.428	75	175	.429	33	36	.917	14	78	92	67	69	0	27	27	3	468	8.4
Williams	79	2	1315	208	526	.395	46	163	.282	72	85	.847	29	134	163	260	96	0	29	142	2	534	6.8
Wright	63	23	1137	110	251	.438	19	59	.322	44	73	.603	38	137	175	55	120	1	30	43	10	283	4.5
Boone	61	0	669	99	171	.579	0	0	.000	56	103	.544	64	112	176	10	94	2	11	33	21	254	4.2
C. Robinson	50	1	955	81	218	.372	25	66	.379	16	36	.444	31	91	122	51	98	0	12	30	23	203	4.1
Adams	61	8	495	75	135	.556	0	1	.000	24	36	.667	35	42	77	13	47	0	17	22	4	174	2.9
Collins	80	78	1844	55	151	.364	0	2	.000	59	127	.465	90	226	316	46	273	2	40	73	38	169	2.1
B. Robinson (TOT)	31	0	278	19	62	.306	0	2	.000	23	27	.852	10	38	48	19	32	0	17	16	2	61	2.0
B. Robinson (NJ)	10	0	37	3	8	.375	0	0	.000	4	5	.800	1	5	6	2	4	0	4	0	1	10	1.0
Ilic	5	0	6	0	3	.000	0	0	.000	0	0	.000	0	1	1	0	1	0	0	3	0	0	0.0
NETS	82	-	19880	2913	6379	.457	609	1676	.363	1566	2153	.727	822	2525	3347	1962	1869	13	499	1212	273	8001	97.6
OPPONENTS	82	-	19880	2911	6476	.450	519	1455	.357	1723	2261	.762	867	2526	3393	1805	1886	15	584	1188	369	8064	98.3



# 2015-16 BROOKLYN NETS MEDIA GUIDE

## 2006-07 SEASON RESULTS

DATE	OPPONENTS	SCORE	W/L	REC	SCORING	REBOUNDS	ASSISTS	ATTEN.
Nov. 1	TORONTO	102-92	W	1-0	Carter-25	Carter-11	Kidd-10	18646
Nov. 3	at Miami	85-91	L	1-1	Carter-27	Kidd-9	Carter-4	19600
Nov. 8	UTAH	96-89	W	2-1	Carter-30	Carter-8	Jefferson-4	15901
Nov. 10	MIAMI	106-113	L	2-2	Carter-33	Krstic-11	Kidd-9	20032
Nov. 12	at Washington	105-93(OT)	W	3-2	Carter-34	Kidd-11	Kidd-18	15303
Nov. 13	SEATTLE	113-119	L	3-3	Carter-38	Kidd-6	Kidd-12	14392
Nov. 15	MILWAUKEE	100-87	W	4-3	Kidd-25	Kidd/Wright-8	Kidd-11	16603
Nov. 17	at Indiana	100-91	W	5-3	Carter-28	Kidd-9	Kidd-6	18165
Nov. 18	PORTLAND	68-86	L	5-4	Carter-18	Wright-8	Kidd-6	16004
Nov. 20	at Seattle	87-99	L	5-5	Carter-27	Wright-11	Kidd-8	14621
Nov. 22	at Portland	97-100	L	5-6	Carter-35	Collins-8	Kidd-14	13340
Nov. 24	at Phoenix	93-99	L	5-7	Williams-27	Kidd-8	Kidd-5	18422
Nov. 26	at L.A. Lakers	93-99	L	5-8	Carter-21	Carter-11	Kidd-16	18997
Nov. 28	CHARLOTTE	92-96	L	5-9	Jefferson-27	Kidd-10	Kidd-9	14531
Nov. 29	at Boston	106-103	W	6-9	Carter-23	Carter-9	Kidd-9	16042
Dec. 2	PHILADELPHIA	112-107	W	7-9	Carter-41	Kidd-9	Kidd-13	18885
Dec. 5	DALLAS	75-92	L	7-10	Carter-20	Krstic-12	Kidd-8	16794
Dec. 7	PHOENIX	157-161(2OT)	L	7-11	Kidd-38	Kidd-14	Kidd-14	16966
Dec. 9	BOSTON	90-92	L	7-12	Krstic-20	Carter-11	Kidd/Williams-6	17490
Dec. 11	MEMPHIS	105-92	W	8-12	Carter-37	Kidd-10	Kidd-13	12111
Dec. 13	MILWAUKEE	108-95	W	9-12	Carter-36	Kidd-10	Kidd-10	15070
Dec. 15	at Toronto	78-90	L	9-13	Adams-13	Krstic-10	Kidd-6	19897
Dec. 16	DETROIT	82-90	L	9-14	Krstic-27	Kidd-9	Jefferson/Kidd-8	18010
Dec. 18	GOLDEN STATE	105-97	W	10-14	Krstic-26	Krstic-14	Kidd-12	14096
Dec. 20	CLEVELAND	113-111	W	11-14	Carter-38	Kidd-8	Kidd-10	17270
Dec. 22	L.A. LAKERS	95-99	L	11-15	Carter-33	Moore-8	Kidd-9	18436
Dec. 23	at Milwaukee	104-115	L	11-16	House-22	Moore/Boone-7	Kidd-11	17611
Dec. 26	at Detroit	91-92	L	11-17	Carter-28	Boone-12	Kidd-7	22076
Dec. 27	HOUSTON	71-96	L	11-18	Adams-13	Moore/Nachbar/Kidd-5	Kidd/Carter-5	18373
Dec. 29	at Miami	91-81	W	12-18	Carter-23	Kidd-10	Carter-9	20165
Dec. 30	MINNESOTA	100-92	W	13-18	Jefferson-23	Moore-8	Kidd-8	18956
Jan. 5	CHICAGO	91-86	W	14-18	Carter-21	Kidd-10	Kidd-7	18569
Jan. 6	at Cleveland	91-96	L	14-19	Moore/Carter-18	Moore-10	Kidd-6	20562
Jan. 9	TORONTO	101-86	W	15-19	Carter-32	Kidd/Moore-8	Kidd-14	14729
Jan. 11	at Chicago	86-83	W	16-19	Kidd-23	Kidd-14	Kidd-11	21931
Jan. 13	at Minnesota	98-109	L	16-20	Kidd/Carter-24	Moore-10	Kidd-13	16220
Jan. 15	INDIANA	105-95	W	17-20	Carter-31	Kidd-9	Kidd-10	17916
Jan. 17	at Charlotte	92-85	W	18-20	Carter-26	Moore-8	Carter-5	13077
Jan. 19	at New York	101-100	W	19-20	Kidd-23	Kidd-7	Kidd-9	19763
Jan. 20	ORLANDO	101-94	W	20-20	Carter-27	Kidd-8	Jefferson-8	18531
Jan. 22	at Sacramento	87-88	L	20-21	Moore-22	Kidd-10	Kidd-10	17317
Jan. 24	at Golden State	109-110	L	20-22	Kidd-26	Kidd-10	Carter-13	17284
Jan. 25	at L.A. Clippers	101-102	L	20-23	Carter-33	Nachbar-7	Kidd-8	18476
Jan. 27	at Denver	112-102	W	21-23	Carter-40	Kidd-12	Carter-6	19737
Jan. 29	at Utah	116-115	W	22-23	Carter-33	Kidd-6	Kidd-10	19911
Jan. 31	DETROIT	89-113	L	22-24	Moore-20	Moore-5	Carter-5	17025
Feb. 2	at Orlando	86-119	L	22-25	Carter-25	Carter/C. Robinson-4	Williams-7	17451
Feb. 4	ATLANTA	99-101(OT)	L	22-26	Carter-27	Moore/Carter-7	Kidd-11	14824
Feb. 5	at Philadelphia	98-100(OT)	L	22-27	Carter-23	Carter-10	Kidd-8	12251
Feb. 7	at Atlanta	87-85	W	23-27	Carter-22	Carter-9	Kidd-9	14109
Feb. 9	at Boston	92-78	W	24-27	Carter-21	Kidd-8	Kidd-9	17829
Feb. 10	ORLANDO	93-78	W	25-27	Carter-32	Nachbar-10	Williams-7	18657
Feb. 13	SAN ANTONIO	82-107	L	25-28	Carter-18	Boone-8	Williams-10	14936
Feb. 14	at Toronto	109-120	L	25-29	Nachbar-26	Nachbar-8	Carter-10	19800
Feb. 21	NO/OKLA.	107-111	L	25-30	Carter-46	Kidd-9	Kidd-14	15751
Feb. 23	SACRAMENTO	109-96	W	26-30	Carter-26	Kidd-13	Kidd-10	18902
Feb. 25	NEW YORK	101-92	W	27-30	Carter-40	Nachbar-10	Kidd-14	20032
Feb. 27	WASHINGTON	113-101	W	28-30	Carter-27	Kidd-8	Kidd-9	15102
Mar. 3	BOSTON	88-96(OT)	L	28-31	Carter-25	Carter-10	Kidd/Williams-6	15975
Mar. 4	at Philadelphia	86-99	L	28-32	Nachbar-21	Kidd-14	Kidd-14	11790
Mar. 6	at Dallas	89-102	L	28-33	Carter-32	Kidd-8	Kidd/Carter-8	20360
Mar. 9	at Houston	91-112	L	28-34	Nachbar-29	Nachbar-7	Williams-9	18144
Mar. 10	at San Antonio	77-93	L	28-35	Carter-17	Boone-8	Kidd-7	18797
Mar. 12	at Memphis	113-102	W	29-35	Carter-30	Carter-10	Kidd-12	12165
Mar. 13	at NO/Okla	112-108	W	30-35	Jefferson-26	Moore-8	Kidd-12	16451
Mar. 15	MIAMI	86-93	L	30-36	Jefferson-20	Kidd-10	Kidd-14	18227
Mar. 18	L.A. CLIPPERS	101-95	W	31-36	Kidd-23	Jefferson-12	Kidd-13	15050
Mar. 20	DENVER	90-94	L	31-37	Carter-29	Moore-9	Carter-9	20032
Mar. 23	at Orlando	82-90	L	31-38	Carter-27	Kidd-8	Kidd-9	17451
Mar. 24	at Charlotte	113-107(OT)	W	32-38	Carter-40	Kidd-10	Kidd-15	18180
Mar. 28	INDIANA	118-94	W	33-38	Boone-22	Boone-10	Williams-11	15104
Mar. 30	at Detroit	105-110	L	33-39	Carter-27	Kidd-8	Kidd-9	22076
Mar. 31	PHILADELPHIA	86-82	W	34-39	Carter-19	Carter/Williams-5	Kidd-8	16703
Apr. 4	ATLANTA	101-86	W	35-39	Nachbar-26	Moore-9	Kidd-10	15082
Apr. 6	at Chicago	74-105	L	35-40	Carter-21	Kidd/Wright-6	Kidd-6	22612
Apr. 7	WASHINGTON	120-114(OT)	W	36-40	Carter-46	Kidd/Carter-16	Kidd-18	19102
Apr. 10	at Washington	96-92	W	37-40	Jefferson-35	Kidd-14	Kidd-11	16224
Apr. 12	at Cleveland	76-94	L	37-41	Carter-26	Kidd-11	Kidd-8	20562
Apr. 13	NEW YORK	100-86	W	38-41	Carter-25	Kidd-14	Kidd-11	20032
Apr. 15	at Indiana	111-107	W	39-41	Carter-35	Kidd-8	Kidd-10	18165
Apr. 16	at New York	104-95	W	40-41	Carter-29	Carter-12	Carter-10	19763
Apr. 18	CHICAGO	106-97	W	41-41	Carter-24	Kidd-11	Kidd-11	18383



# 2015-16 BROOKLYN NETS MEDIA GUIDE

## Year-by-Year Recaps: 2007-08

**Nets missed the playoffs for the first time in seven seasons; on February 19, Nets trade Jason Kidd to Dallas in seven player deal on February 19, 2008, getting Devin Harris in return.**

Final Record: 34-48 (.415)

Head Coach: Lawrence Frank

The Nets missed the playoffs for the first time in seven seasons after finishing 34-48. The story of the year was the mid-season, eight player trade that sent future Hall of Fame point guard Jason Kidd to Dallas. New Jersey struggled throughout the first half of the season and was on the wrong end of a six game losing streak in November and a nine-game losing streak in January. After the trade with Dallas on February 19, the Nets picked up their offensive efficiency scoring 6.2 more points per game (99.8 compared to 93.6) after the All-Star break. Several milestones were achieved during the season including Richard Jefferson surpassing Jason Kidd and moving into second place on the Nets all-time scoring list with 8,507 points. Jefferson also set a new franchise record for minutes played in a season with 3,200. Vince Carter moved past Kerry Kittles (7,096) into fourth on the Nets all-time scoring list with a total of 7,172 points after averaging a second best 21.3 points per game. Carter and Jefferson combined to score at least 20 points in the same game 28 times, which is the second highest 20-point performance combination in a season in Nets history.

### 2007-08 Roster

13	Maurice Ager	F/G	6'5"	202	02/09/1984	Michigan State
30	Malik Allen	F	6'10"	255	06/27/1978	Villanova
10	Darrell Armstrong	G	6'1"	180	06/22/1968	Fayetteville State
2	Josh Boone	C	6'10"	237	11/21/2024	Connecticut
15	Vince Carter	G/F	6'6"	220	01/26/1977	North Carolina
35	Jason Collins	F/C	7'0"	255	12/02/1978	Stanford
14	Desagana Diop	C	7'0"	280	01/30/1982	Oak Hill Academy HS (VA)
8	Eddie Gill	G	6'0"	190	08/16/1978	Weber State
34	Devin Harris	G	6'3"	185	02/27/1983	Wisconsin
44	Trenton Hassell	F	6'5"	233	03/04/1979	Austin Peay
24	Richard Jefferson	F/G	6'7"	225	06/21/1980	Arizona
5	Jason Kidd	G	6'4"	210	03/23/1973	California
12	Nenad Krstic	C	7'0"	240	07/25/1983	Serbia & Montenegro
20	Jamaal Magloire	C	6'11"	265	05/21/1978	Kentucky
7	Bostjan Nachbar	F	6'9"	221	07/03/1980	Slovenia
6	Stromile Swift	F/C	6'10"	225	11/21/1979	Louisiana State
20	Billy Thomas	G	6'5"	220	12/23/1975	Kansas
1	Marcus Williams	G	6'3"	205	12/03/1985	Connecticut
51	Sean Williams	F/C	6'10"	235	09/13/1986	Boston College
21	Antoine Wright	F	6'7"	215	02/06/1984	Texas A&M



HISTORY

### 2007-08 FINAL STATISTICS (34-48) New Jersey Nets

PLAYER	G	GS	MIN	FG	FGA	PCT	3FG	3FGA	PCT	FT	FTA	PCT	OFF	DEF	TOT	AST	PF	DQ	STL	TO	BLK	PTS	AVG
Jefferson	82	82	3200	619	1328	.466	77	213	.362	542	679	.798	93	249	342	252	225	2	76	199	21	1857	22.6
Carter	76	72	2959	587	1287	.456	98	273	.359	350	429	.816	112	341	453	389	241	1	93	181	33	1622	21.3
Harris (TOT)	64	61	2022	321	693	.463	56	167	.335	248	301	.824	28	145	173	369	190	0	90	161	10	946	14.8
Harris (NJ)	25	22	838	134	306	.438	31	97	.320	87	105	.829	11	71	82	163	63	0	34	68	8	386	15.4
Kidd	51	51	1895	201	549	.366	84	236	.356	91	111	.820	58	354	412	530	90	0	74	185	15	577	11.3
Nachbar	75	1	1660	245	609	.402	94	262	.359	154	196	.786	56	204	260	88	182	1	44	85	21	738	9.8
Boone	70	53	1773	238	434	.548	0	0	.000	99	217	.456	192	317	509	55	155	1	36	68	61	575	8.2
Wright	41	10	1056	115	287	.401	27	101	.267	41	58	.707	35	90	125	67	105	1	26	39	17	298	7.3
Krstic	45	38	812	123	300	.410	0	2	.000	52	69	.754	35	165	200	27	111	0	9	41	17	298	6.6
Swift (TOT)	56	4	845	135	265	.509	0	2	.000	73	109	.670	64	135	199	26	113	0	15	51	54	343	6.1
Swift (NJ)	21	0	295	42	88	.477	0	0	.000	21	28	.750	18	52	70	4	39	0	5	12	18	105	5.0
M. Williams	53	7	854	111	293	.379	54	142	.380	37	47	.787	14	87	101	140	52	0	25	75	3	313	5.9
S. Williams	73	29	1278	164	305	.538	0	0	.000	81	133	.609	115	207	322	28	193	1	28	70	106	409	5.6
Allen	48	12	763	124	261	.475	1	2	.500	12	13	.923	42	86	128	29	89	0	15	32	21	261	5.4
Gill	13	1	149	12	29	.414	5	14	.357	9	9	1.000	1	21	22	21	18	1	7	8	2	38	2.9
Diop (TOT)	79	23	1296	94	180	.522	0	0	.000	38	70	.543	160	232	392	40	146	1	26	58	88	226	2.9
Diop (NJ)	27	5	401	27	65	.415	0	0	.000	14	30	.467	49	73	122	14	46	0	6	16	25	68	2.5
Armstrong	50	2	549	40	110	.364	23	69	.333	20	30	.667	17	50	67	73	53	0	28	41	2	123	2.5
Ager (TOT)	26	3	165	21	65	.323	3	19	.158	6	12	.500	4	9	13	8	17	0	0	6	1	51	2.0
Ager (NJ)	14	0	88	16	38	.421	3	11	.273	1	6	.167	3	6	9	4	6	0	0	3	0	36	2.6
Hassell (TOT)	63	6	773	57	135	.422	2	9	.222	7	10	.700	20	63	83	41	90	0	13	22	3	123	2.0
Hassell (NJ)	26	0	310	20	55	.364	1	5	.200	6	8	.750	9	30	39	15	35	0	4	8	2	47	1.8
Magloire	24	2	259	15	49	.306	0	0	.000	14	31	.452	18	63	81	7	42	0	0	23	10	44	1.8
Collins	43	23	684	23	54	.426	0	0	.000	14	36	.389	35	54	89	19	110	1	11	23	8	60	1.4
Thomas	4	0	8	0	3	.000	0	3	.000	2	2	1.000	0	0	0	0	0	0	0	1	0	2	0.5
NETS	82	-	19830	2856	6450	.443	498	1430	.348	1647	2237	.736	913	2520	3433	1925	1855	9	521	1229	390	7857	95.8
OPPONENT	82	-	19830	2982	6543	.456	534	1448	.369	1774	2311	.768	896	2517	3413	1810	1836	22	662	1098	362	8272	100.9





# 2015-16 BROOKLYN NETS MEDIA GUIDE

## 2007-08 SEASON RESULTS

DATE	OPPONENTS	SCORE	W/L	REC	SCORING	REBOUNDS	ASSISTS	ATTEN.
Oct. 31	CHICAGO	112-103(OT)	W	1-0	Jefferson-29	Jefferson-10	Kidd-13	17342
Nov. 2	TORONTO	69-106	L	1-1	Jefferson-27	Carter/Jefferson-5	Kidd-6	14980
Nov. 3	at Philadelphia	93-88	W	2-1	Jefferson-22	Kidd-14	Kidd-10	19706
Nov. 6	ATLANTA	87-82	W	3-1	Jefferson-25	Kidd-9	Kidd-12	12336
Nov. 8	WASHINGTON	87-85	W	4-1	Jefferson-25	Magloire-12	Kidd-10	13267
Nov. 10	BOSTON	101-112	L	4-2	Jefferson-28	Kidd-6	Kidd-12	18171
Nov. 12	NEW ORLEANS	82-84	L	4-3	Jefferson-32	Krstic-10	Kidd-10	12832
Nov. 14	at Boston	69-91	L	4-4	Jefferson-21	Kidd-9	Kidd-7	18624
Nov. 16	ORLANDO	70-95	L	4-5	Jefferson-15	Kidd-19	Kidd-10	15115
Nov. 17	MIAMI	87-91	L	4-6	S. Williams-22	Kidd/S. Williams-8	Kidd-15	16797
Nov. 19	at Utah	75-102	L	4-7	Jefferson-22	Boone/Wright-5	Kidd-8	19911
Nov. 21	at Portland	106-101	W	5-7	Jefferson-30	Kidd-11	Kidd-13	18423
Nov. 23	at Seattle	98-93	W	6-7	Jefferson-30	Allen-6	Kidd-6	14424
Nov. 25	at L.A. Lakers	102-100	W	7-7	Jefferson-27	Kidd/S. Williams-7	Kidd-14	18997
Nov. 27	MEMPHIS	103-110	L	7-8	Carter-32	Kidd-15	Kidd-12	12092
Dec. 1	PHILADELPHIA	94-92(OT)	W	8-8	Carter-24	Carter-9	Kidd-8	15133
Dec. 2	at Detroit	95-118	L	8-9	Carter-22	S. Williams-8	Kidd-16	22076
Dec. 4	at Cleveland	100-79	W	9-9	Jefferson-36	Kidd-10	Carter-7	19838
Dec. 5	NEW YORK	93-100	L	9-10	Jefferson-31	Allen-9	Carter/Gill/Allen-4	15233
Dec. 7	HOUSTON	89-96	L	9-11	Carter-32	Collins-8	Kidd-7	15421
Dec. 9	at Washington	89-104	L	9-12	Carter-30	Kidd-10	Kidd-13	13712
Dec. 11	L.A. CLIPPERS	82-91	L	9-13	Jefferson-21	Boone-14	Kidd-11	13433
Dec. 14	CLEVELAND	105-97	W	10-13	Carter-32	Boone/Kidd-8	Kidd-11	15242
Dec. 15	at New York	86-94	L	10-14	Carter-24	Kidd-7	Carter-/Kidd-7	18225
Dec. 18	SACRAMENTO	101-106	L	10-15	Jefferson-36	Kidd-10	Kidd-9	11902
Dec. 20	at Miami	107-103(OT)	W	11-15	Carter-31	Kidd-11	Kidd-10	19600
Dec. 22	GOLDEN STATE	100-95	W	12-15	Jefferson-31	Boone-13	Kidd-12	15032
Dec. 26	DETROIT	83-101	L	12-16	Carter-21	Boone-8	Kidd-13	18055
Dec. 28	WASHINGTON	109-106	W	13-16	Jefferson-26	S. Williams-10	Kidd-12	17644
Dec. 29	at Milwaukee	97-95	W	14-16	Carter-23	S. Williams-10	Kidd-15	16562
Jan. 2	at Orlando	96-95	W	15-16	Carter-18	Kidd-10	Kidd-8	17519
Jan. 4	CHARLOTTE	102-96	W	16-16	Carter-30	Kidd-10	Kidd-12	15276
Jan. 5	at Atlanta	113-107	W	17-16	Carter-29	Kidd-13	Kidd-14	15766
Jan. 8	at Charlotte	99-115	L	17-17	Jefferson-25	Kidd-11	Kidd-12	11913
Jan. 9	SEATTLE	99-88	W	18-17	Jefferson-28	Carter-8	Kidd-11	14101
Jan. 11	BOSTON	77-86	L	18-18	Jefferson-17	Boone-16	Kidd-9	19990
Jan. 14	PORTLAND	73-99	L	18-19	Allen-17	Allen-8	Kidd-6	14242
Jan. 16	NEW YORK	105-111	L	18-20	Carter-26	Boone-12	Kidd-17	16128
Jan. 19	at L.A. Clippers	107-120(OT)	L	18-21	Jefferson-21	Boone-16	Kidd-11	18691
Jan. 20	at Phoenix	92-116	L	18-22	Jefferson-24	Carter/Boone-9	Kidd-8	18422
Jan. 22	at Sacramento	94-128	L	18-23	Carter-21	Nachbar-5	Carter-8	13232
Jan. 24	at Golden State	119-121	L	18-24	Jefferson-34	Boone-17	Kidd-12	19596
Jan. 25	at Denver	85-100	L	18-25	Jefferson-19	Boone-14	Kidd-10	15892
Jan. 27	at Minnesota	95-98	L	18-26	Jefferson-35	S. Williams-12	Carter-5	11937
Jan. 29	MILWAUKEE	87-80	W	19-26	Jefferson-20	Carter-12	Kidd-11	14133
Feb. 1	at Miami	94-85	W	20-26	Jefferson-25	Carter-11	Kidd-12	19600
Feb. 2	at Atlanta	92-104	L	20-27	Jefferson-23	Kidd-10	Carter-10	18102
Feb. 5	L.A. LAKERS	90-105	L	20-28	Carter-27	Nachbar-10	Kidd-10	19990
Feb. 6	at Orlando	84-100	L	20-29	Carter-18	Tied with-6	Kidd-7	16011
Feb. 8	at Charlotte	104-90	W	21-29	Jefferson-23	Boone/Kidd-11	Kidd-13	16319
Feb. 10	DALLAS	101-82	W	22-29	Carter-29	Carter-9	Kidd-14	16395
Feb. 12	MINNESOTA	92-88	W	23-29	Carter-17	Jefferson-12	Carter-10	14975
Feb. 13	at Toronto	91-109	L	23-30	Carter/Jefferson-15	S. Williams-7	Carter-7	19800
Feb. 20	CHICAGO	110-102(OT)	W	24-30	Carter-33	Boone-15	Carter-7	15150
Feb. 22	at Indiana	103-113	L	24-31	Jefferson-34	Carter-6	Carter-8	11930
Feb. 23	INDIANA	102-91	W	25-31	Jefferson-36	Boone-13	M. Williams-13	17252
Feb. 26	ORLANDO	92-102	L	25-32	Carter-26	Boone-11	M. Williams-8	14847
Feb. 28	MILWAUKEE	120-106	W	26-32	Harris-21	Boone/Swift-7	M. Williams-8	14034
Mar. 2	SAN ANTONIO	83-93	L	26-33	Carter/Harris-21	Carter-8	Harris/M. Williams-2	18594
Mar. 4	at San Antonio	70-81	L	26-34	Carter-19	Krstic-10	Harris-7	17486
Mar. 5	at Memphis	93-100	L	26-35	Jefferson-22	Krstic-9	Harris/M. Williams-8	10218
Mar. 7	at New Orleans	96-107	L	26-36	Jefferson-27	Krstic-11	Carter-10	17225
Mar. 8	at Dallas	91-111	L	26-37	Jefferson-22	Nachbar-9	Carter-3	20399
Mar. 10	at Houston	73-91	L	26-38	Carter-13	Diop/Carter-8	Diop/Carter/Jefferson-3	18271
Mar. 12	CLEVELAND	104-99	W	27-38	Jefferson-24	Carter-8	Carter/Jefferson-6	18287
Mar. 15	UTAH	117-115	W	28-38	Jefferson-27	Boone-13	Harris-12	16332
Mar. 18	at Chicago	96-112	L	28-39	Carter-22	S. Williams-6	Carter-5	22070
Mar. 19	ATLANTA	125-117	W	29-39	Carter-39	Carter-10	Harris-9	14102
Mar. 21	DENVER	114-125	L	29-40	Carter-32	Boone-11	Harris-13	17949
Mar. 22	at Philadelphia	87-91	L	29-41	Carter-27	Boone-11	Carter/Harris-5	19205
Mar. 24	at New York	106-91	W	30-41	Carter-27	Boone-11	Carter-7	19763
Mar. 26	INDIANA	124-117	W	31-41	Boone-26	Carter-14	Harris-15	15134
Mar. 28	at Indiana	115-123	L	31-42	Carter-33	Boone-16	Harris-9	13282
Mar. 29	PHOENIX	104-110	L	31-43	Carter-32	Boone-13	Harris-7	19990
Apr. 1	PHILADELPHIA	99-108	L	31-44	Carter-29	Krstic-9	Carter-7	14534
Apr. 4	at Detroit	87-106	L	31-45	Jefferson-15	Boone/Jefferson-5	Jefferson-5	22076
Apr. 5	TORONTO	99-90	W	32-45	Carter-32	Carter-7	Harris-7	15927
Apr. 9	at Cleveland	83-104	L	32-46	Carter-19	Diop-6	Carter-6	20063
Apr. 11	at Toronto	85-113	L	32-47	Carter-21	Tied with-6	Jefferson/Harris-5	19800
Apr. 12	at Milwaukee	111-98	W	33-47	Jefferson-24	Swift-6	Carter-10	18717
Apr. 15	CHARLOTTE	112-108(OT)	W	34-47	Jefferson-28	Diop-7	Carter/Harris-8	14532
Apr. 16	at Boston	94-105	L	34-48	Jefferson-24	Krstic-12	Harris-7	18624



# 2015-16 BROOKLYN NETS MEDIA GUIDE

## Year-by-Year Recaps: 2008-09

The Nets missed the playoffs for the second consecutive year after reaching the postseason the previous seven seasons; On June 26, selected first round draft picks Brook Lopez (10th) and Ryan Anderson (21st), as well as trading Richard Jefferson to Milwaukee for Yi Jianlian and Bobby Simmons.

Final Record: 34-48 (.414)

Head Coach: Lawrence Frank

2008-09 marked the second consecutive season the Nets missed the playoffs, finishing with a 34-48 record. After making the playoffs the previous seven seasons, the youth and inexperience caught up to the Nets, dropping them into a tie for 11th in the Eastern Conference at seasons end. There were a few big stories including the draft night trade that sent long-time Net Richard Jefferson to Milwaukee for Yi Jianlian and Bobby Simmons. With the departure of Jefferson, the younger players had to develop quickly. Brook Lopez, selected 10th overall from Stanford, did exactly that. Lopez finished third in the Rookie of the Year voting, was named the Eastern Conference Rookie of the Month in consecutive months (January and February), was named to the NBA All-Rookie first team, and played in all 82 games. Lopez ranked ninth in the NBA in blocks per game at 1.84 and first among rookies, finishing the season with 151 total blocks. That mark surpassed the previous Nets rookie record of 113 blocks, set by Kenyon Martin in the 2000-01 season. Devin Harris, in his second year with New Jersey, made the All-Star team for the first time in his career. The Nets had the highest scoring starting backcourt in the league with Harris ranked 14th and averaging 21.3 points per game and Vince Carter ranked 16th while averaging 20.8 points per game. Harris improved his scoring average by 6.5 points from the previous season and was one of five players to average at least 21.0 points and 6.9 assists per game. He also tallied 40+ points on three different occasions. Forward Bobby Simmons finished the season ranked fifth in the NBA in three-point field goal percentage at .447 (117-262).

### 2008-09 Roster

13	Maurice Ager	F/G	6'5"	202	02/09/1984	Michigan State
20	Ryan Anderson	F/G	6'10"	240	05/06/1988	California
2	Josh Boone	C	6'10"	237	11/21/2024	Connecticut
15	Vince Carter	G/F	6'6"	220	01/26/1977	North Carolina
55	Keyon Dooling	G	6'3"	195	05/08/1980	Missouri
17	Chris Douglas-Roberts	G/F	6'7"	200	01/08/1987	Memphis
34	Devin Harris	G	6'3"	185	02/27/1983	Wisconsin
44	Trenton Hassell	F	6'5"	233	03/04/1979	Austin Peay
22	Jarvis Hayes	F	6'8"	228	08/09/1987	Georgia
11	Brook Lopez	C	7'0"	260	04/01/1988	Stanford
14	Eduardo Najera	F	6'8"	235	07/11/1976	Oklahoma
21	Bobby Simmons	F	6'6"	230	06/02/1980	Depaul
6	Stromile Swift	F/C	6'10"	225	11/21/1979	Louisiana State
51	Sean Williams	F/C	6'10"	235	09/13/1986	Boston College
9	Yi Jianlian	F	7'0"	238	10/27/1987	China



HISTORY

### 2008-09 FINAL STATISTICS (34-48) New Jersey Nets

PLAYER	G	GS	MIN	FG	FGA	PCT	3FG	3FGA	PCT	FT	FTA	PCT	OFF	DEF	TOT	AST	PF	DQ	STL	TO	BLK	PTS	AVG
Harris	69	69	2494	455	1039	.438	64	220	.291	496	605	.820	30	201	231	476	164	0	114	212	13	1470	21.3
Carter	80	80	2946	588	1345	.437	151	392	.385	335	410	.817	74	336	410	376	234	3	82	166	38	1662	20.8
Lopez	82	75	2501	448	844	.531	0	2	.000	172	217	.793	225	440	665	86	257	7	44	147	151	1068	13.0
Dooling	77	18	2074	261	598	.436	99	235	.421	127	154	.825	24	131	155	270	135	0	71	105	8	748	9.7
Hayes	74	1	1832	257	577	.445	94	244	.385	36	52	.692	27	240	267	54	162	2	52	49	7	644	8.7
Yi	61	52	1421	191	500	.382	48	140	.343	95	123	.772	67	259	326	60	157	1	29	70	36	525	8.6
Simmons	71	44	1729	198	441	.449	117	262	.447	43	58	.741	72	205	277	92	186	1	50	62	10	556	7.8
Anderson	66	30	1312	160	407	.393	69	189	.365	98	116	.845	104	207	311	52	157	1	44	63	20	487	7.4
CDR	44	3	585	81	176	.460	3	12	.250	51	62	.823	14	36	50	52	34	0	12	31	7	216	4.9
Boone	62	7	995	113	214	.528	0	0	.000	32	85	.376	104	154	258	31	106	0	22	31	48	258	4.2
Swift	6	0	64	9	15	.600	0	0	.000	5	11	.455	5	8	13	1	15	0	0	7	2	23	3.8
Hassell	53	31	1094	86	191	.450	2	8	.250	20	25	.800	50	96	146	51	92	0	21	30	16	194	3.7
Najera	27	0	319	33	74	.446	5	25	.200	8	22	.364	17	50	67	19	50	0	10	18	4	79	2.9
Williams	33	0	366	30	72	.417	0	0	.000	20	32	.625	34	45	79	13	72	1	7	20	29	80	2.4
Ager	20	0	97	15	43	.349	0	6	.000	4	8	.500	3	7	10	3	17	0	1	4	2	34	1.7
NETS	82	-	19830	2925	6536	.448	652	1735	.376	1542	1980	.779	850	2415	3265	1636	1838	16	559	1075	391	8044	98.1
OPPONENTS	82	-	19830	2953	6385	.462	600	1536	.391	1738	2281	.762	872	2523	3395	1793	1680	6	567	1103	393	8244	100.5



# 2015-16 BROOKLYN NETS MEDIA GUIDE

## 2008-09 SEASON RESULTS

DATE	OPPONENTS	SCORE	W/L	REC	SCORING	REBOUNDS	ASSISTS	ATTEN.
Oct. 29	@Washington	W	95-85	1-0	Carter-21	Lopez-8	Carter-6	20173
Nov. 1	GOLDEN STATE	L	97-105	1-1	Carter-20	Boone-14	Dooling-6	17390
Nov. 4	PHOENIX	L	86-114	1-2	Carter-19	Yi-8	Harris-7	15230
Nov. 7	DETROIT	W	103-96	2-2	Harris-38	Boone-14	Carter-7	17767
Nov. 8	@Indiana	L	80-98	2-3	Carter-31	Yi-11	Dooling-4	14355
Nov. 10	@Miami	L	94-99	2-4	Yi-24	Yi-10	Carter/Dooling/Yi-4	15028
Nov. 12	INDIANA	L	87-98	2-5	Carter-28	Yi-8	Carter-7	13551
Nov. 14	ATLANTA	W	115-108	3-5	Harris-30	Lopez-9	Harris-8	15309
Nov. 15	@Atlanta	W	119-107	4-5	Harris-33	Lopez-7	Harris-10	18729
Nov. 18	CLEVELAND	L	82-106	4-6	Harris-23	Lopez-13	Carter-6	16911
Nov. 21	@Toronto	W	129-127(OT)	5-6	Carter-39	Carter-9	Carter-6	19800
Nov. 22	L.A. CLIPPERS	W	112-95	6-6	Yi-27	Lopez-10	Harris-10	17677
Nov. 25	@L.A. Lakers	L	93-120	6-7	Harris-21	Lopez-10	Harris-6	18997
Nov. 26	@Sacramento	W	116-114(OT)	7-7	Carter-25	Lopez/Anderson-8	Harris-7	11650
Nov. 29	@Utah	W	105-88	8-7	Harris-34	Lopez-8	Harris-6	19911
Nov. 30	@Phoenix	W	117-109	9-7	Harris-47	Harris/Lopez-7	Harris-8	18422
Dec. 2	WASHINGTON	L	88-108	9-8	Harris-18	Lopez-9	Tied with-2	15062
Dec. 5	MINNESOTA	W	113-84	10-8	Carter-18	Lopez-10	Harris-5	15364
Dec. 6	@Philadelphia	W	95-84	11-8	Harris-27	Carter/Lopez-11	Carter/Harris-8	13096
Dec. 10	NEW YORK	L	109-121	11-9	Harris-32	Carter-7	Harris-7	16722
Dec. 12	TORONTO	L	79-101	11-10	Harris/Yi-14	Lopez-8	Harris-5	13926
Dec. 13	@Chicago	L	104-113	11-11	Carter-39	Simmons-10	Harris-7	21751
Dec. 15	@Toronto	W	94-87	12-11	Anderson-21	Carter-10	Carter/Harris-5	18561
Dec. 17	UTAH	L	92-103	12-12	Carter-32	Lopez/Yi-7	Harris-11	12542
Dec. 19	DALLAS	W	121-97	13-12	Harris-41	Carter/Yi-10	Harris-13	9889
Dec. 20	MIAMI	L	103-106	13-13	Lopez-22	Lopez-13	Harris-9	14139
Dec. 22	HOUSTON	L	91-114	13-14	Dooling-17	Lopez-9	Dooling-5	16303
Dec. 23	@Indiana	W	108-107	14-14	Carter-38	Carter/Lopez-8	Harris-11	11272
Dec. 26	CHARLOTTE	L	87-95	14-15	Carter-19	Lopez-7	Dooling-6	16852
Dec. 27	@Charlotte	W	114-103(OT)	15-15	Carter-28	Lopez-13	Carter/Dooling-6	15837
Dec. 29	CHICAGO	L	87-100	15-16	Carter-31	Simmons-10	Harris/Simmons-5	18786
Dec. 31	@Detroit	L	75-83	15-17	Lopez-23	Lopez-12	Harris-9	22076
Jan. 2	ATLANTA	W	93-91(OT)	16-17	Harris-26	Lopez-11	Harris-11	16851
Jan. 3	@Miami	L	96-101(OT)	16-18	Dooling-23	Carter/Simmons-9	Dooling-7	19600
Jan. 5	SACRAMENTO	W	98-90	17-18	Carter-29	Yi-13	Carter/Harris-7	12314
Jan. 7	MEMPHIS	W	100-89	18-18	Carter-25	Hayes/Lopez-8	Carter-12	11552
Jan. 9	@Milwaukee	L	102-104	18-19	Carter-23	Carter-9	Carter-14	15768
Jan. 12	OKLAHOMA CITY	W	103-99(OT)	19-19	Lopez-31	Lopez-13	Harris-8	12972
Jan. 14	@Boston	L	86-118	19-20	Harris-17	Lopez-8	Harris-3	18624
Jan. 15	PORTLAND	L	99-105	19-21	Harris-23	Carter-9	Harris-8	13824
Jan. 17	BOSTON	L	85-105	19-22	Lopez-28	Lopez-10	Dooling-8	17578
Jan. 21	@New Orleans	L	92-102	19-23	Carter-20	Anderson-10	Dooling/Harris-6	14748
Jan. 23	@San Antonio	L	91-94	19-24	Harris-27	Lopez-8	Carter-6	18797
Jan. 24	@Memphis	W	99-88	20-24	Carter-23	Anderson-9	Harris-8	12817
Jan. 26	@Oklahoma Cit	L	85-94	20-25	Lopez-18	Lopez-7	Harris/Dooling-6	18264
Jan. 28	TORONTO	L	106-107	20-26	Carter-27	Carter-10	Harris-10	10138
Jan. 30	@Atlanta	L	88-105	20-27	Harris-20	Hayes-7	Harris-6	17561
Jan. 31	@Philadelphia	W	85-83	21-27	Lopez-24	Lopez-17	Harris-6	17783
Feb. 3	MILWAUKEE	W	99-85	22-27	Lopez-22	Lopez-12	Carter-12	10102
Feb. 4	@Washington	W	115-88	23-27	Lopez-22	Lopez-12	Harris-7	12602
Feb. 7	DENVER	W	114-70	24-27	Harris-28	Anderson-12	Carter-8	17697
Feb. 8	@Orlando	L	84-101	24-28	Harris-28	Lopez-12	Harris-12	16533
Feb. 10	SAN ANTONIO	L	93-108	24-29	Carter-25	Harris-7	Carter/Harris-5	13301
Feb. 17	@Houston	L	88-114	24-30	Carter-30	Lopez-9	D.Roberts/Harris-4	14921
Feb. 18	@Dallas	L	98-113	24-31	Harris-18	Lopez-7	Harris-7	19878
Feb. 20	WASHINGTON	L	96-107	24-32	Harris-26	Anderson-9	Harris-10	15113
Feb. 23	PHILADELPHIA	W	98-96	25-32	Harris-39	Yi-6	Harris-8	13236
Feb. 25	CHICAGO	W	111-99	26-32	Harris-42	Carter/Yi-9	Carter-7	14075
Mar. 1	NEW ORLEANS	L	96-99	26-33	Carter/Harris-26	Lopez-12	Harris-14	15509
Mar. 3	@Milwaukee	W	99-95	27-33	Lopez-24	Lopez-12	Harris-11	13967
Mar. 4	BOSTON	L	111-115	27-34	Carter-34	Lopez-5	Harris-11	15791
Mar. 6	@Orlando	L	102-105	27-35	Harris-25	Lopez/Hayes/Yi-6	Harris-9	17461
Mar. 8	NEW YORK	W	106-101	28-35	Harris-35	Carter-9	Harris-10	18846
Mar. 11	@Golden State	L	112-116	28-36	Harris-31	Harris-7	Harris-12	18203
Mar. 13	@Portland	L	100-109	28-37	Harris-27	Harris-7	Harris-8	20634
Mar. 15	@L.A. ClipperS	L	105-107	28-38	Carter-41	Carter/Hassell-7	Carter-6	18266
Mar. 16	@Denver	L	96-121	28-39	Carter-32	Lopez-6	Dooling-6	16223
Mar. 18	@New York	W	115-89	29-39	Carter-29	Hassell-9	Dooling/Lopez-8	19763
Mar. 20	MIAMI	W	96-88	30-39	D.Roberts/Hayes-18	Carter-9	Carter/Dooling-8	18108
Mar. 22	CLEVELAND	L	88-96	30-40	Carter-25	Carter-9	Carter-5	18348
Mar. 25	@Cleveland	L	87-98	30-41	Carter-20	Lopez-10	Dooling-10	20562
Mar. 27	L.A. LAKERS	L	95-103	30-42	Carter-20	Lopez-10	Harris-14	19990
Mar. 29	@Minnesota	L	99-108	30-43	Carter-36	Lopez-9	Harris-5	16539
Mar. 30	MILWAUKEE	L	78-107	30-44	Douglas-Roberts-14	Lopez-10	Douglas-Roberts-4	12205
Apr. 1	DETROIT	W	111-98	31-44	Dooling-23	Boone/Carter/Lopez-7	Harris-11	15105
Apr. 4	@Chicago	L	94-103	31-45	Lopez-20	Anderson/Lopez-10	Dooling-8	21424
Apr. 5	PHILADELPHIA	W	96-67	32-45	Carter-15	Lopez-8	Harris-7	13345
Apr. 8	@Boston	L	104-106	32-46	Carter-33	Carter-12	Dooling-6	18624
Apr. 10	@Detroit	L	93-100	32-47	Anderson-20	Lopez-7	Carter-10	22076
Apr. 11	ORLANDO	W	103-93	33-47	Carter-27	Lopez-11	Dooling-10	17123
Apr. 13	CHARLOTTE	W	91-87	34-47	Lopez-18	Lopez-20	Carter-5	14519
Apr. 15	@New York	L	73-102	34-48	Douglas-Roberts-18	Anderson-11	Dooling-5	19763



# 2015-16 BROOKLYN NETS MEDIA GUIDE

## Year-by-Year Recaps: 2009-10

### The Nets finished with a franchise-low record, 12-70

Final Record: 12-70 (.146)

Head Coach: Lawrence Frank: 0-16 (.000), Tom Barrise: 0-2 (.000), Kiki Vandeweghe: 12-52 (.187)

After starting the season 0-16, Lawrence Frank was relieved of his head coaching duties and was replaced by General Manager Kiki Vandeweghe. In his second season, Brook Lopez became the first center in franchise history to start in all 82 games and the seventh player in franchise history to appear in all 82 games in consecutive seasons. Nets rookie swingman, Terrence Williams, finished with the fifth most double-doubles among first-year players with eight, and earned Rookie of the Month Honors in April, after averaging 14.3 points in 34.2 minutes. The Nets made two in-season trades acquiring Chris Quinn from Miami and Kris Humphries and from Dallas. The 2009-10 campaign also marked the last season at the IZOD Center, the Nets home since 1981.

### 2009-10 Roster

1	Rafer Alston	G	6'2"	171	7/24/76	Fresno State
7	Tony Battie	F/C	6'11"	240	2/11/76	Texas Tech
2	Josh Boone	C	6'10"	240	11/21/84	Connecticut
55	Keyon Dooling	G	6'3"	195	5/8/80	Missouri
17	Chris Douglas-Roberts	G/F	6'7"	210	1/8/87	Memphis
34	Devin Harris	G	6'3"	190	2/27/83	Wisconsin
44	Trenton Hassell	F	6'5"	227	3/4/79	Austin Peay
22	Jarvis Hayes	F	6'8"	228	8/9/81	Georgia
43	Kris Humphries	F	6'9"	235	2/6/85	Minnesota
6	Courtney Lee	G	6'5"	200	10/3/85	Western Kentucky
11	Brook Lopez	C	7'0"	265	4/1/88	Stanford
14	Eduardo Najera	F	6'8"	240	7/11/76	Oklahoma
1	Chris Quinn	G	6'2"	175	9/27/83	Notre Dame
21	Bobby Simmons	F	6'6"	230	6/2/80	DePaul
51	Sean Williams	F	6'10"	235	9/13/86	Boston College
8	Terrence Williams	G/F	6'6"	220	6/28/87	Louisville
9	Yi Jianlian	F	7'0"	250	10/27/87	Shenzhen, China



### 2009-10 FINAL STATISTICS (12-70) New Jersey Nets

PLAYER	G	GS	MIN	FG	FGA	PCT	FG3	FG3A	3PCT	FT	FTA	PCT	OR	DR	REB	AST	PF	DQ	STL	TO	BLK	PTS	AVG
Lopez	82	82	3027	563	1129	.499	0	2	.000	416	509	.817	270	439	709	187	251	2	55	204	139	1542	18.8
Harris	64	61	2221	356	884	.403	60	217	.276	308	386	.798	24	179	203	423	178	0	79	181	18	1080	16.9
Lee	71	66	2375	338	775	.436	76	225	.338	133	153	.869	60	192	252	121	130	0	93	76	20	885	12.5
Yi	52	51	1655	227	563	.403	15	41	.366	154	193	.798	115	257	372	47	170	0	37	77	52	623	12.0
Douglas-Roberts	67	38	1730	255	573	.445	14	54	.259	133	157	.847	45	153	198	93	101	0	55	97	19	657	9.8
Alston	27	13	766	95	277	.343	28	87	.322	44	54	.815	9	66	75	104	50	0	27	61	5	262	9.7
T. Williams	78	9	1764	261	651	.401	31	100	.310	103	144	.715	46	302	348	223	126	0	43	124	10	656	8.4
Hayes	45	19	1033	138	328	.421	60	179	.335	14	18	.778	9	99	108	40	91	0	29	28	9	350	7.8
Humphries (TOT)	69	0	1221	180	408	.441	0	1	.000	127	190	.668	120	258	378	32	145	0	36	66	48	487	7.1
Humphries (NJ)	44	0	906	127	293	.433	0	1	.000	102	146	.699	82	201	283	25	102	0	29	53	37	356	8.1
Dooling	53	8	971	129	324	.398	59	157	.376	47	61	.770	8	46	54	135	82	0	34	59	0	364	6.9
Simmons	23	2	395	42	117	.359	20	63	.317	18	20	.900	11	52	63	15	52	0	15	19	3	122	5.3
Hassell	52	31	1106	90	219	.411	0	5	.000	52	69	.754	56	96	152	50	91	0	17	47	9	232	4.5
Boone	63	28	1045	117	223	.525	0	0	---	19	58	.328	124	191	315	29	111	0	30	37	48	253	4.0
Najera	13	2	204	20	53	.377	3	17	.176	6	12	.500	12	26	38	15	33	0	9	12	2	49	3.8
S. Williams	20	0	227	21	49	.429	0	1	.000	10	19	.526	21	25	46	1	41	1	8	20	19	52	2.6
Battie	15	0	134	14	40	.350	1	4	.250	7	10	.700	4	19	23	3	19	0	4	3	2	36	2.4
Quinn (TOT)	25	0	223	20	56	.357	10	32	.313	6	6	1.000	1	15	16	29	15	0	9	10	1	56	2.2
Quinn (NJ)	25	0	223	20	56	.357	10	32	.313	6	6	1.000	1	15	16	29	15	0	9	10	1	56	2.2
NETS	82	-	19780	2813	6554	.429	377	1185	.318	1572	2015	.780	897	2358	3255	1540	1643	3	573	1182	393	7575	92.4
OPPONENTS	82	-	19780	3172	6593	.481	468	1278	.366	1511	2021	.748	925	2683	3608	1960	1647	8	638	1149	421	8323	101.5





# 2015-16 BROOKLYN NETS MEDIA GUIDE

## 2009-10 SEASON RESULTS

Date	OPPONENT	SCORE	W/L	REC	SCORING	REBOUNDS	ASSISTS	Atten.
Oct 28	@Minnesota	92-95	L	0-1	Lopez-27	Lopez-15	Harris-8	18,358
Oct 30	ORLANDO	85-95	L	0-2	Lee-18	Boone-8	Harris-7	17,525
Oct 31	@Washington	104-123	L	0-3	D. Roberts-25	Yi-7	Alston-8	20,173
Nov 2	@Charlotte	68-79	L	0-4	D. Roberts-20	Simmons-7	Alston-5	9,380
Nov 4	DENVER	94-122	L	0-5	D. Roberts-19	Lopez/Boone-8	Alston-4	15,319
Nov 6	@Philadelphia	94-97	L	0-6	Lopez-22	Hassell-12	T. Williams-9	10,054
Nov 7	BOSTON	76-86	L	0-7	Lopez-23	Boone-12	Alston-7	16,119
Nov 11	PHILADELPHIA	79-82	L	0-8	Lopez-23	Lopez-14	Alston-5	10,714
Nov 13	@Orlando	72-88	L	0-9	Alston-17	T. Williams-12	Alston-10	17,461
Nov 14	@Miami	80-81	L	0-10	Hassell/Lopez-17	Lopez-9	Alston-3	17,124
Nov 17	INDIANA	83-91	L	0-11	D. Roberts-27	Lopez-16	Alston-4	11,332
Nov 18	@Milwaukee	85-99	L	0-12	D. Roberts-31	D. Roberts/T. Williams-10	Simmons-4	13,479
Nov 21	NEW YORK	91-98	L	0-13	D. Roberts-24	Lopez-12	Harris-7	14,050
Nov 24	@Denver	87-101	L	0-14	Harris/Alston-19	Boone-12	Harris-6	16,307
Nov 25	@Portland	83-93	L	0-15	Lopez-32	Lopez-14	Alston-6	20,322
Nov 27	@Sacramento	96-109	L	0-16	Harris-25	Lopez-11	Harris/Alston-3	12,725
Nov 29	@L.A. Lakers	87-106	L	0-17	Lopez-26	Lopez-12	Harris-6	18,997
Dec 2	DALLAS	101-117	L	0-18	D. Roberts-24	Lopez/Lee-6	T. Williams-6	11,689
Dec 4	CHARLOTTE	97-91	W	1-18	Lopez-31	Lopez-14	Harris-8	12,131
Dec 6	@New York	97-106	L	1-19	D. Roberts-26	Boone-7	Harris-6	19,602
Dec 8	@Chicago	103-101	W	2-19	Lopez-25	Lopez/Boone-10	Harris-6	17,872
Dec 9	GOLDEN STATE	89-105	L	2-20	Lopez-21	Lopez-10	Lee-3	10,005
Dec 11	@Indiana	91-107	L	2-21	Lopez-25	Lopez-14	Harris/Alston-3	12,175
Dec 13	@Atlanta	107-130	L	2-22	Harris-23	Lopez-12	Harris-9	14,015
Dec 15	@Cleveland	89-99	L	2-23	Harris/Lopez-22	Lopez-15	Harris/Alston-3	20,562
Dec 16	UTAH	92-108	L	2-24	Lopez-23	Boone-11	Harris-6	11,476
Dec 18	@Toronto	95-118	L	2-25	D. Roberts-16	Lopez-8	Harris/Hassell -4	15,901
							Douglas-Roberts-4	
Dec 19	L.A. LAKERS	84-103	L	2-26	Harris-21	Lopez-11	Lopez-4	17,190
Dec 23	MINNESOTA	99-103	L	2-27	Harris-23	Lopez-10	Harris-8	10,204
Dec 26	HOUSTON	93-98	L	2-28	Harris-19	Lopez-11	Harris/Dooling-6	13,374
Dec 28	OKLAHOMA CITY	89-105	L	2-29	Yi-29	Lopez/Yi-7	Harris-11	15,335
Dec 30	NEW YORK	104-95	W	3-29	Yi-22	Lopez-14	Harris-8	17,575
Jan 2	CLEVELAND	86-94	L	3-30	Harris-22	Yi-8	Harris-6	17,569
Jan 5	MILWAUKEE	76-98	L	3-31	Yi-22	Lopez-7	Harris-7	11,101
Jan 6	@Atlanta	89-119	L	3-32	Yi-19	Yi-11	Harris-8	11,219
Jan 8	@New Orleans	99-103	L	3-33	Lee-28	Yi-10	Lee-6	15,555
Jan 10	@San Antonio	85-97	L	3-34	Lopez-28	Lopez-11	Lee/Dooling-5	18,047
Jan 13	BOSTON	87-111	L	3-35	Yi-19	Lopez-10	Harris-6	14,112
Jan 15	INDIANA	105-121	L	3-36	Lopez-27	Yi-10	Harris-9	13,656
Jan 18	@L.A. Clippers	95-106	L	3-37	Lopez-23	Lopez-8	Harris-8	14,533
Jan 20	@Phoenix	94-118	L	3-38	Lopez-26	Lopez-13	Harris-7	15,963
Jan 22	@Golden State	79-111	L	3-39	Lopez-21	Yi-11	T. Williams-4	17,308
Jan 23	@Utah	83-116	L	3-40	Yi-16	T. Williams-6	Tied with-3	19,911
Jan 27	L.A. CLIPPERS	103-87	W	4-40	Humphries-25	Lopez-9	Dooling-8	9,220
						T. Williams-9	T. Williams-8	
Jan 29	WASHINGTON	79-81	L	4-41	Lee-19	D. Roberts-9	Dooling-6	11,384
Jan 31	PHILADELPHIA	79-83	L	4-42	Hayes/Lopez-18	Yi-12	Dooling-7	11,576
Feb 2	DETROIT	93-97	L	4-43	Lopez-27	Humphries-12	Harris-14	9,417
Feb 3	@Toronto	99-108	L	4-44	Harris/Yi-15	Humphries-11	Harris-8	15,222
Feb 5	@Boston	87-96	L	4-45	Lopez-19	Humphries-8	Harris-8	18,624
Feb 6	@Detroit	92-99	L	4-46	Harris-21	Humphries-9	Harris-7	20,176
Feb 9	@Cleveland	97-104	L	4-47	Lee-24	Lopez-14	Dooling-7	20,562
Feb 10	MILWAUKEE	77-97	L	4-48	Harris-27	Yi-12	Harris-9	12,873
Feb 16	@Charlotte	103-94	W	5-48	Lee-21	Humphries/Boone-8	Harris-9	13,712
Feb 17	MIAMI	84-87	L	5-49	Lopez-26	Humphries-12	Harris-6	12,251
Feb 19	TORONTO	89-106	L	5-50	Lopez-22	Lopez-8	Harris-11	11,994
Feb 21	MEMPHIS	94-104	L	5-51	Lopez-26	Lopez/Boone-9	Harris-13	12,076
Feb 23	PORTLAND	93-102	L	5-52	Harris/Lee-28	Lopez-10	Harris-5	11,138
Feb 27	@Boston	104-96	W	6-52	Lopez-25	Humphries/Yi-10	Harris-5	18,624
Feb 28	WASHINGTON	85-89	L	6-53	Yi-20	Yi-19	Harris-14	11,844
Mar 3	CLEVELAND	92-111	L	6-54	Lopez/T. Williams -21	Lopez-14	T. Williams-7	17,502
Mar 5	ORLANDO	87-97	L	6-55	Lopez-18	Lopez-8	Harris-10	15,320
Mar 6	@New York	113-93	W	7-55	Harris-31	Lopez/T. Williams-11	T. Williams-7	19,763
Mar 8	@Memphis	101-107	L	7-56	Lee-30	Boone-9	Lopez/T. Williams -6	10,317
Mar 10	@Dallas	87-96	L	7-57	Harris-21	T. Williams-13	Harris-7	19,770
Mar 12	@Oklahoma City	102-104	L	7-58	Harris-19	Lopez/Boone-8	Harris-8	18,203
Mar 13	@Houston	108-116	L	7-59	Lee-24	Lopez-10	Harris-7	16,998
Mar 16	ATLANTA	84-108	L	7-60	Lopez-21	Boone-20	Dooling-6	11,128
Mar 17	@Philadelphia	97-108	L	7-61	D. Roberts-23	Boone-8	Dooling-3	11,618
							T. Williams-3	
Mar 20	TORONTO	90-100	L	7-62	Harris-22	Lopez-13	Harris-7	11,048
Mar 22	MIAMI	89-99	L	7-63	Lopez-26	Humphries-9	T. Williams-7	11,934
Mar 24	SACRAMENTO	93-79	W	8-63	Lopez-26	Lopez-13	Harris-9	10,068
Mar 26	DETROIT	118-110	W	9-63	Lopez-37	Lopez-10	Harris-12	13,469
Mar 27	@Chicago	83-106	L	9-64	T. Williams-16	Humphries/Yi-8	Harris-9	20,592
Mar 29	SAN ANTONIO	90-84	W	10-64	Lopez-22	Lopez-12	Harris-9	13,053
Mar 31	PHOENIX	105-116	L	10-65	T. Williams-21	Lopez-8	Harris/T. Williams -9	14,734
Apr 3	NEW ORLEANS	115-87	W	11-65	D. Roberts-17	Humphries-12	T. Williams-14	14,698
Apr 4	@Washington	99-109	L	11-66	Harris/Lopez-22	Humphries/Yi-7	Lopez/T. Williams-4	10,112
Apr 7	@Milwaukee	89-108	L	11-67	Harris-25	Yi-8	Lopez-7	16,037
Apr 9	CHICAGO	127-116 (2OT)	W	12-67	T. Williams-27	Lopez-14	T. Williams-10	15,909
Apr 10	@Indiana	102-115	L	12-68	Lopez-20	T. Williams-8	T. Williams-7	18,165
Apr 12	CHARLOTTE	95-105	L	12-69	Harris-22	T. Williams-13	T. Williams-6	14,118
Apr 14	@Miami	86-94 (2OT)	L	12-70	Yi-23	Yi-15	Harris-3	18,754



# 2015-16 BROOKLYN NETS MEDIA GUIDE

## Year-by-Year Recaps: 2010-11

The Nets double win total from previous year in Avery Johnson's first season as head coach.

Final Record: 24-58 (.293)

Head Coach: Avery Johnson

In his first season as head coach of the New Jersey Nets, Avery Johnson improved the Nets record by doubling the team wins to 24. After another slow start, the Nets looked to the future by completing a 3-team trade, which landed NBA All-Star, Deron Williams. Although only playing 12 games because of injury, Williams's presence was immediately felt, as the Nets became one of the highest scoring teams post All-Star break. His 47 assists were an NBA record for a player in his first 3 games with a new team and no Net before him recorded double doubles in their first 5 games with the team.

### 2010-11 Roster

2	Jordan Farmar	G	6-2	180	11/30/86	UCLA
14	Derrick Favors	F	6-10	246	07/15/91	Georgia Tech
50	Dan Gadzuric	C	6-11	240	02/02/78	UCLA
0	Sundiata Gaines	G	6-1	185	04/18/86	Georgia
26	Stephen Graham	G	6-6	215	06/11/82	Oklahoma State
0	Orien Greene	G	6-4	208	02/04/82	Louisiana Lafayette
34	Devin Harris	G	6-3	185	02/27/83	Wisconsin
43	Kris Humphries	F	6-9	235	02/06/85	Minnesota
10	Damion James	G/F	6-7	225	10/07/87	Texas
11	Brook Lopez	C	7-0	260	04/01/88	Stanford
22	Anthony Morrow	G	6-5	210	09/27/85	Georgia Tech
7	Troy Murphy	F	6-11	245	05/02/80	Notre Dame
21	Travis Outlaw	F	6-9	210	09/18/84	Starkville High School (MS)
27	Johan Petro	C	7-0	247	01/27/86	Paris, France
13	Quinton Ross	G	6-6	195	04/30/81	Southern Methodist
8	Joe Smith	F	6-10	225	07/26/75	Maryland
18	Ben Uzoh	G	6-3	205	03/19/88	Tulsa
20	Sasha Vujacic	G	6-7	193	03/08/84	Maribor, Slovenia
6	Mario West	G	6-5	210	06/19/84	Georgia Tech
8	Deron Williams	G	6-3	210	06/26/84	Illinois
1	Terrence Williams	F	6-6	220	06/28/87	Louisville
32	Brandan Wright	F	6-9	205	10/05/87	North Carolina



### 2010-11 FINAL STATISTICS (24-58) New Jersey Nets

PLAYER	G	GS	MIN	FG	FGA	PCT	3FG	3FGA	PCT	FT	FTA	PCT	OFF	DEF	TOT	AST	PF	DQ	STL	TO	BLK	PTS	AVG
Lopez	82	82	2889	644	1309	.492	0	1	.000	385	489	.787	197	291	488	129	240	2	47	176	120	1673	20.4
D. Williams (TOT)	65	65	2465	428	975	.439	105	317	.331	348	412	.845	40	220	260	667	190	1	79	230	15	1309	20.1
D. Williams (NJ)	12	12	456	59	169	.349	16	59	.271	46	58	.793	8	47	55	153	38	0	15	43	3	180	15.0
Harris	54	54	1724	260	612	.425	33	110	.300	258	307	.840	11	118	129	411	130	1	57	158	5	811	15.0
Morrow	58	47	1856	279	620	.450	110	260	.423	96	107	.897	37	135	172	68	135	0	19	54	7	764	13.2
Humphries	74	44	2061	307	583	.527	0	1	.000	127	191	.665	225	546	771	84	168	0	33	103	80	741	10.0
Vujacic (TOT)	67	17	1648	239	595	.402	97	262	.370	81	96	.844	30	156	186	132	136	0	54	66	5	656	9.8
Vujacic (NJ)	56	17	1594	231	572	.404	94	255	.369	80	94	.851	29	153	182	127	129	0	53	61	5	636	11.4
Farmar	73	18	1796	255	651	.392	109	304	.359	82	100	.820	24	149	173	368	128	0	62	139	6	701	9.6
Outlaw	82	55	2358	274	731	.375	76	252	.302	132	171	.772	54	271	325	84	148	0	34	71	36	756	9.2
T. Williams	10	0	206	29	73	.397	4	12	.333	5	10	.500	3	33	36	31	21	0	5	25	0	67	6.7
Favors	56	23	1091	141	276	.511	0	0	---	71	116	.612	126	171	297	21	183	0	18	56	41	353	6.3
Gaines (TOT)	24	0	301	42	105	.400	9	38	.237	18	36	.500	13	25	38	42	25	0	16	27	1	111	4.6
Gaines (NJ)	10	0	146	20	48	.417	4	17	.235	11	20	.550	10	14	24	25	11	0	9	13	0	55	5.5
James	25	9	403	46	103	.447	0	3	.000	18	28	.643	17	68	85	20	36	0	16	25	12	110	4.4
Wright (TOT)	37	2	379	60	117	.513	0	0	---	21	31	.677	31	58	89	12	34	0	11	14	17	141	3.8
Wright (NJ)	16	1	184	22	54	.407	0	0	---	14	17	.824	17	31	48	7	15	0	8	4	7	58	3.6
Uzoh	42	0	438	61	144	.424	3	8	.375	33	56	.589	30	31	61	69	29	0	13	25	8	158	3.8
West	6	3	116	9	21	.429	1	4	.250	3	5	.600	2	9	11	10	13	0	7	2	0	22	3.7
Murphy	18	4	288	26	76	.342	4	23	.174	9	17	.529	11	64	75	17	28	0	7	13	2	65	3.6
Petro	77	1	893	129	290	.445	0	4	.000	15	28	.536	62	150	212	44	178	0	34	46	34	273	3.5
Graham	59	28	959	81	200	.405	5	21	.238	31	38	.816	17	106	123	40	106	0	14	38	1	198	3.4
Gadzuric (TOT)	42	9	463	54	129	.419	0	1	.000	10	27	.370	71	64	135	14	91	1	13	29	29	118	2.8
Gadzuric (NJ)	14	5	166	17	41	.415	0	0	---	5	13	.385	18	31	49	3	28	0	3	8	11	39	2.8
Ross	36	4	353	26	59	.441	0	3	.000	5	14	.357	10	20	30	10	40	0	3	7	6	57	1.6
Greene	3	0	5	1	2	.500	0	0	---	1	2	.500	0	0	0	1	0	0	1	0	0	3	1.0
Smith	4	3	25	1	4	.250	0	0	---	0	0	---	1	2	3	1	3	0	0	2	0	2	0.5
NETS	82	-	20005	2918	6638	.440	459	1337	.343	1427	1881	.759	909	2440	3349	1723	1807	3	458	1152	384	7722	94.2
OPPONENTS	82	-	20005	3069	6602	.465	507	1393	.364	1589	2115	.751	849	2575	3424	1824	1638	8	561	1010	375	8234	100.4



# 2015-16 BROOKLYN NETS MEDIA GUIDE

## 2010-11 SEASON RESULTS

Date	OPPONENT	W/L	SCORE	REC	SCORING	REBOUNDS	ASSISTS	Atten.
Oct 27	DETROIT	W	101-98	1-0	Lopez-25	Favors-10	Harris-9	15,178
Oct 29	SACRAMENTO	W	106-100	2-0	Lopez-29	Humphries-8	Harris-10	13,482
Oct 31	MIAMI	L	78-101	2-1	Lopez-20	Favors-13	Harris-6	17,086
Nov 3	CHARLOTTE	L	83-85	2-2	Harris-19	Favors-8	Harris-8	11,778
Nov 3	CHARLOTTE	L	83-85	2-2	Harris-19	Favors-8	Harris-8	11,778
Nov 5	@Orlando	L	90-105	2-3	Outlaw-17	Outlaw-6	Farmar-7	18,846
Nov 6	@Miami	L	89-101	2-4	Morrow-25	Morrow/T. Williams-7	T. Williams-9	19,600
Nov 9	CLEVELAND	L	91-93	2-5	Outlaw-27	Murphy-11	Harris-6	10,188
Nov 10	@Cleveland	W	95-87	3-5	Harris-31	Humphries-18	Harris-9	20,562
Nov 13	ORLANDO	L	90-91	3-6	Harris-26	Humphries/Outlaw-7	Harris-8	15,086
Nov 15	@L.A. Clippers	W	110-96	4-6	Lopez-24	Humphries-12	Farmar-12	14,516
Nov 17	@Utah	L	88-98	4-7	Morrow-24	Humphries-15	Harris-8	19,314
Nov 19	@Sacramento	L	81-86	4-8	Humphries-18	Humphries-10	Harris-8	11,766
Nov 20	@Denver	L	103-107	4-9	Lopez-20	Lopez/ Humphries/Favors-8	Farmar-5	16,396
Nov 23	ATLANTA	W	107-101(OT)	5-9	Lopez-32	Humphries-14	Harris-9	13,010
Nov 24	@Boston	L	83-89	5-10	Harris-20	Humphries-11	Farmar-7	18,624
Nov 27	@Philadelphia	L	86-102	5-11	Lopez-25	Humphries-15	Harris-6	14,150
Nov 28	PORTLAND	W	98-96	6-11	Harris-25	Humphries-8	Harris-8	11,448
Nov 30	@New York	L	100-111	6-12	Lopez-36	Humphries-7	Farmar-4	19,763
Dec 1	OKLAHOMA CITY	L	120-123(3OT)	6-13	Lopez/Farmar-28	Humphries-15	Farmar-9	13,108
Dec 3	@Charlotte	L	84-91(OT)	6-14	Outlaw-21	Humphries/Murphy-8	Farmar-10	12,183
Dec 5	BOSTON	L	75-100	6-15	Farmar-16	Petro-9	James/Harris-3	16,196
Dec 7	@Atlanta	L	101-116	6-16	Lopez-24	Humphries-7	Harris-13	14,273
Dec 9	@Dallas	L	89-102	6-17	Lopez-24	Humphries-13	Harris/T. Williams-4	19,666
Dec 12	L.A. LAKERS	L	92-99	6-18	Lopez-25	Humphries-11	Harris-10	16,561
Dec 14	PHILADELPHIA	L	77-82	6-19	Lopez-16	Humphries/Favors-13	Harris-6	10,151
Dec 16	WASHINGTON	W	97-89	7-19	Harris-29	Humphries-17	Harris-9	10,764
Dec 17	@Toronto	L	92-98	7-20	Lopez-20	Humphries-12	Harris-6	14,623
Dec 19	ATLANTA	W	89-82	8-20	Harris-22	Graham-7	Harris-8	11,295
Dec 21	@Memphis	W	101-94	9-20	Lopez-26	Humphries-15	Farmar-6	14,113
Dec 22	@New Orleans	L	91-105	9-21	Harris-21	Murphy-7	Harris-8	15,423
Dec 27	ORLANDO	L	88-104	9-22	Harris-24	Humphries-11	Harris-6	11,514
Dec 29	@Oklahoma Cit	L	93-114	9-23	Harris/ Lopez-19	Humphries-7	Uzo-5	18,203
Dec 31	@Chicago	L	81-90	9-24	Lopez-19	Lopez-8	Harris-9	21,792
Jan 1	@Minnesota	L	88-103	9-25	Vujacic-22	Humphries-14	Harris-8	12,665
Jan 5	CHICAGO	W	96-94	10-25	Humphries-20	Humphries-11	Harris-11	15,025
Jan 7	@Washington	L	77-97	10-26	Lopez/Farmar-14	Graham-9	Harris-3	16,017
Jan 8	MILWAUKEE	L	92-115	10-27	Humphries-22	Humphries-8	Farmar-10	12,898
Jan 12	@Phoenix	L	109-118(OT)	10-28	Vujacic-19	Outlaw-11	Harris-15	16,334
Jan 14	@L.A. Lakers	L	88-100	10-29	Lopez-35	Humphries-15	Harris-8	18,997
Jan 15	@Portland	L	89-96	10-30	Lopez-32	Humphries-10	Harris-6	20,441
Jan 17	@Golden State	L	100-109	10-31	Lopez-20	Humphries-10	Harris-8	18,563
Jan 19	UTAH	W	103-95	11-31	Lopez-20	Outlaw/Farmar-8	Harris-8	13,251
Jan 21	DETROIT	W	89-74	12-31	Lopez-15	Humphries-12	Harris-9	13,316
Jan 22	DALLAS	L	86-87	12-32	Lopez-24	Humphries-15	Harris-11	14,051
Jan 24	CLEVELAND	W	103-101	13-32	Lopez-28	Humphries-11	Harris-10	10,197
Jan 26	MEMPHIS	W	93-88	14-32	Morrow-19	Favors-9	Harris-9	8,866
Jan 28	@Indiana	L	92-124	14-33	Lopez-28	Outlaw-6	Harris-9	11,337
Jan 29	@Milwaukee	L	81-91	14-34	Lopez-26	Humphries-10	Harris-16	17,173
Jan 31	DENVER	W	115-99	15-34	Lopez-27	Humphries-9	Harris-18	14,039
Feb 2	PHILADELPHIA	L	92-106	15-35	Humphries/Harris/Lopez-16	Favors-11	Harris-7	10,057
Feb 4	@Detroit	L	82-92	15-36	Morrow-22	Humphries-9	Harris-13	17,304
Feb 6	INDIANA	L	86-105	15-37	Harris/Lopez-13	Humphries-8	Harris-7	13,167
Feb 9	NEW ORLEANS	W	103-101(OT)	16-37	Vujacic-25	Humphries-15	Farmar-11	13,316
Feb 11	@Charlotte	W	94-89	17-37	Lopez-31	Humphries-14	Harris-8	15,386
Feb 12	NEW YORK	L	95-105	17-38	Harris-22	Favors-14	Vujacic-4	18,711
Feb 14	SAN ANTONIO	L	85-102	17-39	Lopez/Outlaw-11	Lopez-10	Farmar-7	13,433
Feb 16	@Boston	L	80-94	17-40	Lopez-18	Favors-7	Vujacic/Harris-5	18,624
Feb 25	@San Antonio	L	96-106	17-41	Morrow-25	Lopez-8	D. Williams-12	18,581
Feb 26	@Houston	L	108-123	17-42	Lopez-21	Humphries-11	D. Williams-17	17,209
Feb 28	PHOENIX	L	103-104(OT)	17-43	Lopez-28	Humphries-15	D. Williams-18	15,836
Mar 4	TORONTO	W	116-103	18-43	Lopez-25	Humphries-17	D. Williams-11	18,689
Mar 5	TORONTO	W	137-136(3OT)	19-43	Lopez-34	Humphries-17	D. Williams-18	18,689
Mar 9	GOLDEN STATE	W	94-90	20-43	Lopez-26	Humphries-15	Farmar-9	13,513
Mar 11	L.A. CLIPPERS	W	102-98(OT)	21-43	Lopez/Farmar-24	Humphries-20	Farmar-7	18,711
Mar 14	BOSTON	W	88-79	22-43	Lopez-20	Humphries-15	D. Williams-9	18,711
Mar 17	CHICAGO	L	73-84	22-44	Lopez-22	Humphries-16	D. Williams-11	18,351
Mar 18	@Milwaukee	L	95-110	22-45	Lopez-25	Humphries-11	D. Williams-9	14,563
Mar 20	@Washington	L	92-98	22-46	Lopez-21	Humphries-17	Farmar-17	17,761
Mar 21	INDIANA	L	98-102	22-47	Lopez-20	Humphries-14	Graham/Farmar-4	13,792
Mar 23	@Cleveland	W	98-94(OT)	23-47	Humphries/Lopez/Vujacic-18	Humphries-23	Farmar-10	18,923
Mar 25	@Orlando	L	85-95	23-48	Morrow-19	Humphries-10	Farmar-16	19,087
Mar 26	@Atlanta	L	87-98	23-49	Morrow-25	Petro-8	Farmar-8	17,093
Mar 29	HOUSTON	L	87-112	23-50	Lopez-22	Humphries-13	Farmar-7	13,866
Mar 30	@New York	L	116-120	23-51	Morrow-30	Humphries-14	D. Williams-8	19,763
Apr 1	@Philadelphia	L	90-115	23-52	Wright-15	Wright-11	D. Williams-7	16,695
Apr 3	MIAMI	L	94-108	23-53	D. Williams-18	Outlaw-9	D. Williams-12	18,711
Apr 5	MINNESOTA	W	107-105	24-53	Lopez-30	Lopez-12	D. Williams-21	13,461
Apr 6	@Detroit	L	109-116	24-54	Lopez-39	Lopez-7	Farmar-11	14,554
Apr 8	NEW YORK	L	93-116	24-55	Lopez-27	Farmar-8	Farmar-9	18,023
Apr 10	@Toronto	L	92-99	24-56	Lopez-35	Lopez-11	Farmar-7	17,755
Apr 11	CHARLOTTE	L	103-105	24-57	Lopez-31	Gadzuric-8	Farmar-9	13,853
Apr 13	@Chicago	L	92-97	24-58	Farmar-21	Petro-8	Farmar-12	22,420



# 2015-16 BROOKLYN NETS MEDIA GUIDE

## Year-by-Year Recaps: 2011-12

The Nets win 22 games in lockout-shortened and final New Jersey season.

Final Record: 22-44 (.333)

Head Coach: Avery Johnson

While playing their final season in New Jersey before moving to Brooklyn, the Nets struggled for the third year in a row, finishing last in the Atlantic Division. In his first full season with the Nets, Deron Williams led the team in scoring (21.0), assists (8.7), and minutes (36.3) per game, which earned him the right to represent New Jersey at the 2012 All-Star game. During a Nets preseason game, Brook Lopez broke his right foot and would miss the first 32 regular season games, and went on to play only five games during the lockout-shortened season. Kris Humphries was able to provide an inside presence, as he would lead the team in rebounds (11.0) and blocks (1.19) per game.

### 2011-12 Roster

6	Keith Bogans	G	6-5	215	05/12/80	Kentucky
9	MarShon Brooks	G	6-5	200	01/26/89	Providence
14	Andre Emmett	G/F	6-5	230	08/27/82	Texas Tech
2	Jordan Farmar	G	6-2	180	11/30/86	UCLA
1	Sundiata Gaines	G	6-1	185	04/18/86	Georgia
14	Gerald Green	F	6-8	200	01/26/86	Gulf Shores Academy (TX)
31	Dennis Horner	F	6-9	230	02/05/88	North Carolina State
43	Kris Humphries	F	6-9	235	02/06/85	Minnesota
10	Damion James	F	6-7	225	10/07/87	Texas
7	Armon Johnson	G	6-3	195	02/23/89	Nevada
11	Brook Lopez	C	7-0	260	04/01/88	Stanford
22	Anthony Morrow	G	6-5	210	09/27/85	Georgia Tech
13	Mehmet Okur	C	6-11	249	05/26/79	Yalova, Turkey
24	Larry Owens	F	6-7	210	01/08/83	Oral Roberts
27	Johan Petro	C	7-0	247	01/27/86	Paris, France
28	Jerry Smith	G	6-2	190	01/26/87	Louisville
92	DeShawn Stevenson	G/F	6-5	210	09/26/87	Washington Union (CA)
45	Gerald Wallace	F	6-7	215	07/23/82	Alabama
8	Deron Williams	G	6-3	210	06/26/84	Illinois
20	Jordan Williams	C	6-10	260	10/11/90	Maryland
7	Shawne Williams	F	6-9	225	02/16/86	Memphis
33	Shelden Williams	C	6-9	250	10/21/83	Duke



### 2011-12 FINAL STATISTICS (22-44) New Jersey Nets

PLAYER	G	GS	MIN	-FIELD GOALS-			-3-POINT FG--			-FREE THROWS-			--REBOUNDS--			AST	PF	DQ	STL	TO	BLK	PTS	AVG
				FG	FGA	PCT	FG	FGA	PCT	FT	FTA	PCT	OFF	DEF	TOT								
D. Williams	55	55	1999	391	961	.407	115	342	.336	257	305	.843	23	160	183	481	121	1	67	219	20	1154	21.0
Lopez	5	5	136	38	77	.494	0	0	---	20	32	.625	8	10	18	6	8	0	1	6	4	96	19.2
Wallace (TOT)	58	58	2076	287	632	.454	46	150	.307	180	225	.800	87	299	386	164	145	1	85	111	36	800	13.8
Wallace (NJ)	16	16	573	84	202	.416	20	52	.385	55	64	.859	24	85	109	49	38	0	23	27	11	243	15.2
Humphries	62	62	2162	323	671	.481	0	0	---	209	278	.752	233	448	681	90	173	2	50	119	74	855	13.8
Green	31	2	781	154	320	.481	43	110	.391	49	65	.754	15	93	108	34	80	0	28	55	17	400	12.9
Brooks	56	47	1648	274	640	.428	47	150	.313	113	148	.764	70	130	200	131	116	0	52	118	15	708	12.6
Morrow	62	18	1636	272	658	.413	106	286	.371	97	104	.933	31	96	127	61	86	0	46	70	9	747	12.0
Farmar	39	5	831	147	315	.467	55	125	.440	57	63	.905	7	54	61	129	49	0	24	68	2	406	10.4
Okur	17	14	454	52	139	.374	23	72	.319	3	5	.600	22	59	81	30	45	0	9	25	5	130	7.6
Johnson (TOT)	9	0	124	20	43	.465	1	3	.333	6	6	1.000	1	12	13	11	9	0	5	6	0	47	5.2
Johnson (NJ)	8	0	119	19	42	.452	1	3	.333	6	6	1.000	1	11	12	11	9	0	4	5	0	45	5.6
Gaines	57	12	793	102	271	.376	28	82	.341	59	96	.615	27	81	108	126	58	0	55	52	2	291	5.1
James	7	7	170	13	35	.371	0	1	.000	8	12	.667	7	26	33	3	17	0	7	12	7	34	4.9
She. Williams	58	35	1276	96	201	.478	0	0	---	76	104	.731	141	209	350	35	149	0	47	66	39	268	4.6
J. Williams	43	5	635	77	152	.507	0	0	---	43	66	.652	66	90	156	11	61	0	21	23	15	197	4.6
Sha. Williams	25	6	514	42	147	.286	21	87	.241	8	11	.727	20	48	68	16	44	1	10	13	11	113	4.5
Petro	59	10	920	109	260	.419	1	1	1.000	31	37	.838	68	156	224	45	122	0	21	38	23	250	4.2
Bogans	5	1	94	8	21	.381	3	12	.250	2	5	.400	5	6	11	3	15	0	2	3	0	21	4.2
Stevenson	51	30	960	49	172	.285	41	145	.283	9	16	.563	7	94	101	41	59	0	19	19	4	148	2.9
Emmett	6	0	45	4	7	.571	0	1	.000	5	8	.625	2	4	6	1	2	0	2	2	1	13	2.2
Owens	7	0	75	4	11	.364	2	5	.400	3	4	.750	2	11	13	4	10	0	0	2	1	13	1.9
Smith	5	0	46	3	14	.214	1	6	.167	0	0	---	2	5	7	4	5	0	5	0	0	7	1.4
Horner	8	0	22	1	4	.250	0	1	.000	3	4	.750	2	3	5	0	1	0	0	1	0	5	0.6
NETS	66	-	15890	2262	5320	.425	507	1481	.342	1113	1433	.777	783	1879	2662	1311	1268	4	493	995	260	6144	93.1
OPPONENTS	66	-	15890	2501	5294	.472	431	1151	.374	1106	1494	.740	780	2032	2812	1539	1274	9	525	943	330	6539	99.1





# 2015-16 BROOKLYN NETS MEDIA GUIDE

## 2011-12 SEASON RESULTS

Date	OPPONENT	W/L	SCORE	REC	SCORING	REBOUNDS	ASSISTS	Atten.
Dec 26	@Washington	W	90-84	1-0	D. Williams-23	Humphries-16	D. Williams-9	17,102
Dec 27	ATLANTA	L	70-106	1-1	Brooks-17	Humphries-6	Gaines-4	18,711
Dec 29	@Orlando	L	78-94	1-2	Brooks-17	Humphries-10	D. Williams-7	18,954
Dec 30	@Atlanta	L	98-105	1-3	D. Williams-23	Humphries-13	D. Williams-6	16,300
Jan 1	@Cleveland	L	82-98	1-4	D. Williams-16	Okur-8	D. Williams-5	15,084
Jan 2	INDIANA	L	94-108	1-5	D. Williams-22	Brooks-7	D. Williams-8	12,519
Jan 4	@Boston	L	70-89	1-6	Brooks-17	She. Williams-9	Farmar-6	18,624
							Gaines-6	
Jan 6	@Toronto	W	97-85	2-6	Morrow-24	Humphries-16	D. Williams-9	16,771
					D. Williams-24			
Jan 7	MIAMI	L	90-101	2-7	Humphries-25	She. Williams-13	D. Williams-10	18,711
Jan 9	ATLANTA	L	101-106	2-8	Morrow-20	Brooks-10	D. Williams-14	12,259
Jan 11	@Denver	L	115-123	2-9	Farmar-26	Humphries-9	D. Williams-13	14,139
Jan 13	@Phoenix	W	110-103	3-9	D. Williams-35	Okur-7	D. Williams-14	15,191
Jan 14	@Utah	L	94-107	3-10	Humphries-18	Humphries-10	D. Williams-5	19,557
Jan 16	@L.A. Clippers	L	91-101	3-11	Brooks-19	She. Williams-8	Farmar-7	19,060
						Brooks-8		
Jan 18	GOLDEN STATE	W	107-100	4-11	D. Williams-24	Humphries-15	D. Williams-10	12,570
Jan 21	OKLAHOMA CITY	L	74-84	4-12	D. Williams-14	Humphries-16	D. Williams	15,201
					Brooks-14			
Jan 22	CHARLOTTE	W	97-87	5-12	Brooks-20	Humphries-10	D. Williams-10	10,035
Jan 23	@Chicago	L	95-110	5-13	Farmar-22	Tied with-6	D. Williams-10	21,572
Jan 25	@Philadelphia	W	97-90(OT)	6-13	D. Williams-34	Humphries-19	D. Williams-11	13,138
Jan 27	@Cleveland	W	99-96	7-13	D. Williams-27	Humphries-11	D. Williams-10	13,121
Jan 29	TORONTO	L	73-94	7-14	D. Williams-24	She. Williams-9	D. Williams-6	14,319
Jan 31	@Indiana	L	99-106	7-15	D. Williams-34	Humphries-10	D. Williams-7	11,408
Feb. 1	DETROIT	W	99-96	8-15	D. Williams-26	She. Williams-11	D. Williams-9	10,504
Feb 3	MINNESOTA	L	105-108	8-16	Morrow-42	Humphries-9	D. Williams-14	15,069
Feb 4	@New York	L	92-99	8-17	D. Williams-21	Humphries-12	D. Williams-11	19,763
Feb 6	CHICAGO	L	87-108	8-18	D. Williams-25	Humphries-9	D. Williams-5	15,327
						Farmar-5		
Feb 8	DETROIT	L	92-99	8-19	D. Williams-34	Humphries-16	D. Williams-7	10,145
Feb 10	@Detroit	L	92-109	8-20	Petro-16	Humphries-6	Gaines-6	14,320
Feb 11	SAN ANTONIO	L	89-103	8-21	D. Williams-27	Humphries-8	D. Williams-8	15,272
Feb 15	MEMPHIS	L	100-105	8-22	D. Williams-26	She. Williams-12	D. Williams-11	10,885
Feb 16	@Indiana	L	88-93	8-23	D. Williams-29	Humphries-10	D. Williams-11	11,117
						Brooks-4		
Feb 18	@Chicago	W	97-85	9-23	D. Williams-29	Humphries-18	D. Williams-8	22,300
Feb 19	MILWAUKEE	L	85-92	9-24	D. Williams-26	She. Williams-15	D. Williams-6	15,262
Feb 20	@New York	W	100-92	10-24	D. Williams-38	Humphries-14	D. Williams-6	19,763
Feb 22	ORLANDO	L	91-108	10-25	Brooks-24	Petro-6	D. Williams-8	15,364
						D. Williams-6		
Feb 28	@Dallas	W	93-92	11-25	Lopez-38	Humphries-15	D. Williams-12	20,170
Mar 2	@Boston	L	94-107	11-26	Lopez-28	She. Williams-9	D. Williams-8	18,624
Mar 4	@Charlotte	W	104-101	12-26	D. Williams-57	Humphries-13	D. Williams-7	13,564
Mar 6	@Miami	L	78-108	12-27	D. Williams-16	Petro-8	D. Williams-4	19,600
Mar 7	L.A. CLIPPERS	W	101-100	13-27	D. Williams-21	Humphries-11	D. Williams-10	18,711
Mar 9	@Charlotte	W	83-74	14-27	Humphries-20	Farmar-7	D. Williams-7	14,672
Mar 10	HOUSTON	L	106-112	14-28	Green-26	Petro-9	Brooks-7	14,834
Mar 12	MILWAUKEE	L	99-105	14-29	Humphries-31	Farmar-7	Farmar-7	12,930
Mar 14	TORONTO	W	98-84	15-29	Green-26	Humphries-21	Gaines-5	10,701
						Brooks-5		
Mar 16	@Orlando	L	70-86	15-30	Green-14	Petro-7	Morrow-5	18,938
Mar 17	NEW ORLEANS	L	94-102	15-31	Morrow-20	Humphries-16	D. Williams-12	11,271
					D. Williams-20			
Mar 19	CLEVELAND	L	100-105	15-32	D. Williams-28	Wallace-12	D. Williams-8	11,254
Mar 21	WASHINGTON	L	89-108	15-33	D. Williams-17	Humphries-16	D. Williams-4	10,097
Mar 23	@Atlanta	L	84-93	15-34	D. Williams-20	Wallace-9	D. Williams-8	14,129
Mar 24	CHARLOTTE	W	102-89	16-34	Humphries-20	Humphries-16	D. Williams-14	13,297
Mar 26	UTAH	L	84-105	16-35	Green-20	Humphries-10	D. Williams-11	10,310
Mar 28	INDIANA	W	100-84	17-35	D. Williams-30	Humphries-8	D. Williams-9	10,817
Mar 30	@Golden State	W	102-100	18-35	Wallace-24	Wallace-18	D. Williams-20	19,596
Mar 31	@Sacramento	W	111-99	19-35	Morrow-24	Humphries-12	D. Williams-15	14,370
Apr 3	@L.A. Lakers	L	87-91	19-36	D. Williams-20	Humphries-15	D. Williams-6	18,997
Apr 4	@Portland	L	88-101	19-37	Humphries-21	Humphries-11	Brooks-6	20,464
Apr 6	WASHINGTON	W	110-98	20-37	Wallace-19	Humphries-12	D. Williams-13	12,783
					D. Williams-19			
Apr 8	CLEVELAND	W	122-117(OT)	21-37	Green-32	Humphries-11	D. Williams-10	11,341
Apr 10	PHILADELPHIA	L	88-107	21-38	Humphries-20	Humphries-10	D. Williams-5	15,376
Apr 13	@Philadelphia	W	95-89	22-38	Green-23	Humphries-13	D. Williams-10	19,169
Apr 14	BOSTON	L	82-94	22-39	Green-15	J. Williams-14	D. Williams-14	18,711
Apr 16	MIAMI	L	98-101	22-40	Humphries-29	Humphries-8	Gaines-7	18,711
Apr 18	NEW YORK	L	95-104	22-41	Wallace-21	Humphries-15	Gaines-6	18,711
Apr 21	@Milwaukee	L	95-106	22-42	Wallace-18	Wallace-11	Wallace-4	15,939
Apr 23	PHILADELPHIA	L	87-105	22-43	Brooks-18	Humphries-12	Brooks-4	18,711
Apr 26	@Toronto	L	67-98	22-44	Morrow-11	Petro-12	Johnson-5	18,161
					Johnson-11			



# 2015-16 BROOKLYN NETS MEDIA GUIDE

## Year-by-Year Recaps: 2012-13

**Franchise relocates to Brooklyn, NY and opens Barclays Center. Win 49 games and reaches playoffs in first season as Brooklyn Nets.**

**Final Record:** 49-33 (.598)

**Head Coach:** Avery Johnson/P.J. Carlesimo

In their inaugural season in Brooklyn, the Nets brought playoff basketball to Barclays Center after finishing second in the Atlantic Division and ending a franchise playoff drought that stretched back to the 2006-07 season. Although Brooklyn was eliminated in an epic seven-game series by the Chicago Bulls, the Nets, led by first-time All-Star Brook Lopez, took a giant leap forward and solidified themselves as a contender in the Eastern Conference. The trio of Lopez (19.4 ppg), Deron Williams (18.9 ppg, 7.7 apg) and Joe Johnson (16.3 ppg) led the Nets, with Johnson's clutch late-game heroics providing some signature moments in the return of professional sports to Brooklyn for the first time since 1957.

### 2012-13 Roster

0	Andray Blatche	F	6-11	235	08/22/86	South Kent Prep (CT)
10	Keith Bogans	G	6-5	215	05/12/80	Kentucky
9	MarShon Brooks	G	6-5	200	01/26/89	Providence
2	Josh Childress	F	6-8	210	06/20/83	Stanford
30	Reggie Evans	F	6-8	245	05/18/80	Iowa
43	Kris Humphries	F	6-9	235	02/06/85	Minnesota
14	Damion James	F	6-7	225	10/07/87	Texas
7	Joe Johnson	G/F	6-8	225	06/29/81	Arkansas
24	Kris Joseph	F	6-7	210	12/17/88	Syracuse
11	Brook Lopez	C	7-0	260	04/01/88	Stanford
20	Tomike Shengelia	F	6-9	217	10/05/91	Republic of Georgia
42	Jerry Stackhouse	G/F	6-6	218	11/05/74	North Carolina
41	Tyshawn Taylor	G	6-3	185	04/12/90	Kansas
33	Mirza Teletovic	F	6-8	235	09/18/85	Bosnia
45	Gerald Wallace	F	6-7	215	07/23/82	Alabama
1	C.J. Watson	G	6-2	180	04/17/84	Tennessee
8	Deron Williams	G	6-3	210	06/26/84	Illinois



### 2012-13 FINAL STATISTICS (49-33) Brooklyn Nets

PLAYER	G		-FIELD GOALS-				-3-POINT FG--			-FREE THROWS-			--REBOUNDS--			AST	PF	DQ	STL	TO	BLK	PTS	AVG
		GS	MIN	FG	FGA	PCT	FG	FGA	PCT	FT	FTA	PCT	OFF	DEF	TOT								
Lopez	74	74	2253	570	1094	.521	0	1	.000	297	392	.758	208	304	512	70	152	0	33	131	154	1437	19.4
D. Williams	78	78	2842	495	1124	.440	169	447	.378	317	369	.859	29	203	232	604	194	1	75	218	30	1476	18.9
J. Johnson	72	72	2642	445	1052	.423	148	395	.375	132	161	.820	53	165	218	253	99	0	49	123	14	1170	16.3
Blatche	82	8	1555	346	676	.512	3	22	.136	148	216	.685	161	256	417	85	163	1	86	123	54	843	10.3
Wallace	69	68	2076	182	458	.397	46	163	.282	121	190	.637	69	250	319	181	118	0	97	110	46	531	7.7
Watson	80	8	1521	192	459	.418	88	214	.411	71	91	.780	38	107	145	161	123	1	66	69	12	543	6.8
Humphries	65	21	1191	139	310	.448	0	2	.000	97	123	.789	126	239	365	32	127	0	16	57	33	375	5.8
Brooks	73	2	912	155	335	.463	15	55	.273	69	94	.734	32	72	104	76	93	0	34	69	16	394	5.4
Stackhouse	37	0	544	66	172	.384	30	89	.337	20	23	.870	5	28	33	35	31	0	7	24	4	182	4.9
Evans	80	56	1967	125	261	.479	0	0	---	113	222	.509	260	628	888	43	199	2	74	111	13	363	4.5
Bogans	74	23	1408	108	284	.380	84	245	.343	11	17	.647	16	104	120	76	108	0	28	49	4	311	4.2
Teletovic	53	0	499	71	185	.384	37	108	.343	9	11	.818	33	62	95	23	53	0	13	20	8	188	3.5
Taylor	38	0	221	32	87	.368	6	13	.462	15	27	.556	2	16	18	21	25	0	13	25	0	85	2.2
Shengelia	19	0	93	10	23	.435	1	2	.500	9	16	.563	9	14	23	3	11	0	3	11	1	30	1.6
Childress	14	0	100	6	21	.286	1	3	.333	1	2	.500	6	9	15	5	3	0	2	0	2	14	1.0
Joseph (TOT)	10	0	54	2	14	.143	0	3	.000	5	8	.625	1	6	7	1	3	0	3	2	0	9	0.9
Joseph (BRK)	4	0	30	0	3	.000	0	1	.000	2	4	.500	0	2	2	0	1	0	3	0	0	2	0.5
James	2	0	0	0	0	---	0	0	---	0	0	---	0	1	1	0	0	0	0	0	0	0	0.0
<b>NETS</b>	<b>82</b>	-	<b>19855</b>	<b>2942</b>	<b>6544</b>	<b>.450</b>	<b>628</b>	<b>1760</b>	<b>.357</b>	<b>1432</b>	<b>1958</b>	<b>.731</b>	<b>1047</b>	<b>2460</b>	<b>3507</b>	<b>1668</b>	<b>1500</b>	<b>5</b>	<b>599</b>	<b>1206</b>	<b>391</b>	<b>7944</b>	<b>96.9</b>
<b>OPPONENTS</b>	<b>82</b>	-	<b>19855</b>	<b>3066</b>	<b>6614</b>	<b>.464</b>	<b>518</b>	<b>1415</b>	<b>.366</b>	<b>1148</b>	<b>1571</b>	<b>.731</b>	<b>878</b>	<b>2336</b>	<b>3214</b>	<b>1756</b>	<b>1751</b>	<b>9</b>	<b>614</b>	<b>1102</b>	<b>390</b>	<b>7798</b>	<b>95.1</b>



# 2015-16 BROOKLYN NETS MEDIA GUIDE

## 2012-13 SEASON RESULTS

Date	OPPONENT	W/L	SCORE	REC	SCORING	REBOUNDS	ASSISTS	Atten.
Nov 3	TORONTO	W	107-100	1-0	Lopez-27	Evans-13	D. Williams-9	7,732
Nov 5	MINNESOTA	L	96-107	1-1	J. Johnson-19	Lopez-8	D. Williams-13	14,017
Nov 7	@Miami	L	73-103	1-2	D. Williams-14	Humphries-11	D. Williams-3	19,627
Nov 9	@Orlando	W	107-68	2-2	Blatche-15	Lopez-10	J. Johnson-4	17,532
						D. Williams/Blatche-4		
Nov 11	ORLANDO	W	82-74	3-2	Lopez-20	Humphries-21	D. Williams-7	16,523
Nov 13	CLEVELAND	W	114-101	4-2	D. Williams-26	Evans-8	D. Williams-10	17,032
Nov 15	BOSTON	W	102-97	5-2	Lopez/ D. Williams-24	Humphries-13	D. Williams-8	17,732
Nov 18	@Sacramento	W	99-90	6-2	Blatche-22	Humphries-10	D. Williams-10	11,965
Nov 20	@L.A. Lakers	L	90-95	6-3	Lopez-23	Evans-11	D. Williams-10	18,997
Nov 21	@Golden State	L	93-102	6-4	Lopez-22	Blatche-7	D. Williams-8	18,74
Nov 23	L.A. CLIPPERS	W	86-76	7-4	Lopez-26	Evans-12	D. Williams-8	17,732
Nov 25	PORTLAND	W	98-85	8-4	J. Johnson-21	Evans-14	D. Williams-12	16,542
Nov 26	NEW YORK	W	96-89(OT)	9-4	Lopez-22	Evans-14	D. Williams-14	17,732
Nov 28	@Boston	W	95-83	10-4	J. Johnson-18	Blatche-13	D. Williams-7	18,624
Nov 30	@Orlando	W	98-86	11-4	J. Johnson-22	Evans-10	D. Williams-7	17,103
Dec 1	@Miami	L	89-102	11-5	Blatche-20	Wallace-9	D. Williams-12	19,961
Dec 4	OKLAHOMA CITY	L	111-117	11-6	D. Williams-33	Humphries-12	D. Williams-7	17,732
Dec 7	GOLDEN STATE	L	102-109	11-7	J. Johnson-32	Blatche-15	D. Williams-8	17,732
Dec 9	MILWAUKEE	L	88-97	11-8	D. Williams-18	Wallace-16	D. Williams-8	16,390
Dec 11	NEW YORK	L	97-100	11-9	Blatche-23	Evans-18	D. Williams-10	17,732
Dec 12	@Toronto	W	94-88	12-9	J. Johnson-23	Evans-11	J. Johnson/D. Williams -4	18,847
Dec 14	DETROIT	W	107-105(2OT)	13-9	J. Johnson-28	Evans/Wallace -10	D. Williams-6	15,797
Dec 15	@Chicago	L	82-83	13-10	D. Williams-24	Lopez-10	J. Johnson/D. Williams-5	21,866
Dec 18	UTAH	L	90-92	13-11	J. Johnson-21	Humphries-11	D. Williams-5	15,835
Dec 19	@New York	L	86-100	13-12	J. Johnson-17	Lopez-10	D. Williams-10	19,033
Dec 23	PHILADELPHIA	W	95-92	14-12	J. Johnson-22	Wallace-9	Wallace-6	17,732
Dec 25	BOSTON	L	76-93	14-13	Lopez/Wallace -15	Lopez-8	D. Williams-6	17,732
Dec 26	@Milwaukee	L	93-108	14-14	Lopez-21	Wallace-12	Wallace-8	13,102
Dec 28	CHARLOTTE	W	97-81	15-14	Lopez-26	Evans-13	Wallace-6	17,732
Dec 29	CLEVELAND	W	103-100	16-14	Lopez-35	Lopez-11	D. Williams-7	17,732
Dec 31	@San Antonio	L	73-104	16-15	Brooks-16	Evans-9	Tied with-2	18,581
Jan 2	@Oklahoma Cit	W	110-93	17-15	J. Johnson-33	Humphries-7	D. Williams-13	18,203
Jan 4	@Washington	W	115-113(2OT)	18-15	Lopez-27	Lopez-13	D. Williams-10	16,006
Jan 5	SACRAMENTO	W	113-93	19-15	Lopez-18	Evans-12	D. Williams-7	17,732
Jan 8	@Philadelphia	W	109-89	20-15	D. Williams-22	Evans-23	J. Johnson-5	16,167
						D. Williams/Wallace-5		
Jan 11	PHOENIX	W	99-79	21-15	J. Johnson-19	Evans-15	D. Williams-6	16,272
Jan 13	INDIANA	W	97-86	22-15	D. Williams-22	Humphries/Lopez -9	D. Williams-9	16,499
Jan 15	TORONTO	W	113-106	23-15	Lopez-22	Lopez-9	D. Williams-7	16,236
Jan 16	@Atlanta	L	95-109	23-16	Lopez-22	Lopez-9	D. Williams-9	15,029
Jan 18	ATLANTA	W	94-89	24-16	D. Williams-24	Evans-20	D. Williams-7	17,732
Jan 21	@New York	W	88-85	25-16	J. Johnson-25	Humphries-13	D. Williams-12	19,033
Jan 23	@Minnesota	W	91-83	26-16	Lopez-22	Humphries-8	D. Williams-8	15,785
Jan 25	@Memphis	L	77-101	26-17	Lopez-18	Evans-10	D. Williams-6	16,911
Jan 26	@Houston	L	106-119	26-18	D. Williams-27	Evans-8	D. Williams-11	18,236
Jan 28	ORLANDO	W	97-77	27-18	D. Williams-20	Evans-10	D. Williams-9	16,480
Jan 30	MIAMI	L	85-105	27-19	Lopez-21	Lopez-7	J. Johnson-6	17,732
Feb 1	CHICAGO	W	93-89	28-19	Lopez-20	Wallace-13	D. Williams-6	17,732
Feb 5	L.A. LAKERS	L	83-92	28-20	Lopez-30	Evans/ Lopez 11	D. Williams-6	17,732
Feb 6	@Detroit	W	93-90	29-20	Lopez-17	Evans-14	D. Williams-9	12,576
Feb 8	@Washington	L	74-89	29-21	D. Williams-20	Evans-13	D. Williams-5	19,614
Feb 10	SAN ANTONIO	L	86-111	29-22	J. Johnson-19	Evans/Lopez-9	Lopez-4	17,014
Feb 11	@Indiana	W	89-84(OT)	30-22	Lopez-25	Evans-22	Watson-3	11,672
Feb 13	DENVER	W	119-108	31-22	J. Johnson-26	Wallace-9	J. Johnson-9	17,251
Feb 19	MILWAUKEE	W	113-111(OT)	32-22	J. Johnson-24	Evans/Lopez -9	D. Williams-9	17,334
Feb 20	@Milwaukee	W	97-94	33-22	D. Williams-23	Blatche-12	D. Williams-8	14,563
Feb 22	HOUSTON	L	96-106	33-23	Lopez-27	Evans-13	D. Williams-13	17,732
Feb 24	MEMPHIS	L	72-76	33-24	D. Williams-24	Evans-14	D. Williams/Watson -4	17,098
Feb 26	@New Orleans	W	101-97	34-24	D. Williams-33	Lopez-7	D. Williams-8	12,651
Mar 1	DALLAS	L	90-98	34-25	D. Williams-24	Evans-11	J. Johnson-6	17,732
Mar 2	@Chicago	L	85-96	34-26	Lopez-22	Evans-10	D. Williams-6	22,414
Mar 6	@Charlotte	W	99-78	35-26	J. Johnson-22	Evans-16	D. Williams-8	13,382
Mar 8	WASHINGTON	W	95-78	36-26	D. Williams-42	Evans-24	D. Williams/Wallace -5	17,732
Mar 9	@Atlanta	W	93-80	37-26	Lopez/Blatche -18	Evans/Lopez -9	D. Williams-6	17,282
Mar 11	@Philadelphia	L	97-106	37-27	D. Williams-27	Evans-11	D. Williams-13	16,789
Mar 12	NEW ORLEANS	W	108-98	38-27	Lopez-26	Evans-13	D. Williams-13	17,732
Mar 17	ATLANTA	L	93-105	38-28	J. Johnson/Williams -18	Evans-22	D. Williams-8	17,732
Mar 18	@Detroit	W	119-82	39-28	D. Williams-31	Evans-11	D. Williams/Watson -5	16,072
Mar 20	@Dallas	W	113-96	40-28	Lopez-38	Evans-22	D. Williams-6	19,962
Mar 23	@L.A. Clipper	L	95-101	40-29	Lopez/D. Williams -18	Evans-16	D. Williams-9	19,506
Mar 24	@Phoenix	W	102-100	41-29	Lopez-21	Evans-10	D. Williams-11	14,800
Mar 27	@Portland	W	111-93	42-29	Lopez-28	Evans-26	D. Williams-10	20,127
Mar 29	@Denver	L	87-109	42-30	D. Williams-19	Evans-16	Brooks-5	19,155
Mar 30	@Utah	L	107-116	42-31	Lopez-27	Evans-16	D. Williams-11	18,008
Apr 3	@Cleveland	W	113-95	43-31	Brooks-27	Evans-18	D. Williams-8	14,863
Apr 4	CHICAGO	L	90-92	43-32	D. Williams-30	Evans-13	D. Williams-10	17,732
Apr 6	CHARLOTTE	W	105-96	44-32	D. Williams-32	Evans-20	D. Williams-6	17,444
Apr 9	PHILADELPHIA	W	104-83	45-32	Lopez-29	Evans-24	D. Williams-4	17,192
Apr 10	@Boston	W	101-93	46-32	D. Williams-29	Evans-14	D. Williams-12	18,624
Apr 12	@Indiana	W	117-109	47-32	D. Williams-33	Evans-12	D. Williams-14	18,165
Apr 14	@Toronto	L	87-93	47-33	D. Williams-30	Evans-16	D. Williams-7	17,617
Apr 15	WASHINGTON	W	106-101	48-33	Humphries/Blatche -20	Blatche-12	Taylor-3	16,774
Apr 17	DETROIT	W	103-99	49-33	Lopez-20	Evans-11	D. Williams-6	16,868



# 2015-16 BROOKLYN NETS MEDIA GUIDE

## Year-by-Year Recaps: 2013-14

**Nets win 44 games and advance to the NBA Eastern Conference Semifinals**


**Final Record:** 44-38 (.537)

**Head Coach:** Jason Kidd

With a 44-38 finish in the team's second season in Brooklyn, the Nets advanced to the Eastern Conference Semifinals after defeating the Atlantic Division champion Toronto Raptors in a seven-game first round series in the 2014 NBA Playoffs. Although Brooklyn was then eliminated 4-1 by the Miami Heat, the Nets' Game 7 win against Toronto in the first round marked the team's first playoff Game 7 victory in franchise history. After a slow start to the season, the Nets went 34-17 under Head Coach Jason Kidd in 2014 to make their playoff push, including a franchise-record 15-game home winning streak from 2/3/14 to 4/4/14. Joe Johnson was named an All-Star for the seventh time in his career and his first time as a Net, while rookie Mason Plumlee earned All-Rookie First Team honors.

### 2013-14 Roster

6	Alan Anderson	G/F	6-6	220	10/16/82	Michigan State
0	Andray Blatche	F/C	6-11	260	08/22/86	South Kent Prep (HS)
98	Jason Collins	C	7-0	255	12/02/78	Stanford
30	Reggie Evans	F	6-8	245	05/18/80	Iowa
2	Kevin Garnett	F	6-11	253	05/19/76	Farragut Academy (HS)
13	Jorge Gutierrez	G	6-3	195	12/27/88	California/Mexico
7	Joe Johnson	G	6-7	240	06/29/81	Arkansas
47	Andrei Kirilenko	F	6-9	235	02/18/81	Russia
14	Shaun Livingston	G	6-7	175	09/11/85	Peoria Central (HS)
11	Brook Lopez	C	7-0	275	04/01/88	Stanford
34	Paul Pierce	F	6-7	235	10/13/77	Kansas
1	Mason Plumlee	F/C	6-11	235	03/05/90	Duke
20	Tomike Shengelia	F	6-9	240	10/05/91	Georgia
41	Tyshawn Taylor	G	6-3	185	04/12/90	Kansas
12	Marquis Teague	G	6-2	190	02/28/93	Kentucky
33	Mirza Teletovic	F	6-9	242	09/17/85	Bosnia
31	Jason Terry	G	6-2	180	09/15/77	Arizona
10	Marcus Thornton	G	6-4	205	06/05/87	Louisiana State
8	Deron Williams	G	6-3	209	06/26/84	Illinois



### 2013-14 FINAL STATISTICS (44-38) Brooklyn Nets

2019-20 FINAL STATISTICS (4/25)																												
PLAYER	-FIELD GOALS-					-3-POINT FG--					-FREE THROWS-					--REBOUNDS--					AST	PF	DQ	STL	TO	BLK	PTS	AVG
	G	GS	MIN	FG	FGA	PCT	FG	FGA	PCT	FT	FTA	PCT	OFF	DEF	TOT													
Lopez	17	17	533	129	229	.563	0	1	.000	94	115	.817	39	63	102	16	52	0	9	28	30	352	20.7					
Johnson	79	79	2575	462	1018	.454	162	404	.401	159	195	.815	48	222	270	216	129	0	47	120	10	1245	15.8					
Williams	64	58	2059	322	716	.450	98	268	.366	173	216	.801	15	153	168	392	148	0	93	143	13	915	14.3					
Pierce	75	68	2098	321	712	.451	112	300	.373	256	310	.826	26	322	348	178	190	0	86	153	31	1010	13.5					
Blatche	73	7	1618	321	674	.476	15	54	.278	164	221	.742	120	270	390	112	166	0	75	110	38	821	11.2					
Thornton (TOT)	72	27	1741	252	639	.394	109	316	.345	90	112	.804	57	141	198	77	110	0	58	67	11	703	9.8					
Thornton (BRK)	26	1	620	110	266	.414	52	137	.380	48	60	.800	18	56	74	30	36	0	27	29	3	320	12.3					
Teletovic	72	7	1396	221	529	.418	136	349	.390	44	62	.710	60	206	266	57	143	0	29	54	23	622	8.6					
Livingston	76	54	1974	235	487	.483	1	6	.167	158	191	.827	67	179	246	245	172	1	93	105	31	629	8.3					
Plumlee	70	22	1275	199	302	.659	0	3	.000	122	195	.626	99	209	308	60	171	3	49	77	55	520	7.4					
Anderson	78	26	1773	194	485	.400	84	248	.339	92	118	.780	40	135	175	81	147	0	48	62	11	564	7.2					
Garnett	54	54	1109	157	356	.441	0	3	.000	38	47	.809	60	298	358	82	123	1	43	69	40	352	6.5					
Kirilenko	45	4	857	82	160	.513	1	5	.200	61	119	.513	55	91	146	72	65	0	40	54	19	226	5.0					
Terry	35	0	570	55	152	.362	39	103	.379	10	15	.667	4	33	37	56	48	0	13	27	0	159	4.5					
Gutierrez	15	2	244	25	54	.463	3	12	.250	9	12	.750	3	19	22	30	37	1	10	14	1	62	4.1					
Taylor	23	3	270	31	91	.341	3	12	.250	24	30	.800	3	12	15	36	29	0	12	31	1	89	3.9					
Evans	30	6	399	23	59	.390	0	0	---	35	65	.538	53	96	149	5	54	0	13	28	2	81	2.7					
Teague (TOT)	40	3	442	38	119	.319	5	18	.278	26	35	.743	1	39	40	58	46	0	10	39	5	107	2.7					
Teague (BRK)	21	1	201	22	53	.415	3	8	.375	15	19	.789	0	21	21	30	21	0	8	22	1	62	3.0					
Shengelia	17	0	138	11	24	.458	0	6	.000	3	8	.375	4	10	14	12	16	0	2	11	1	25	1.5					
Collins	22	1	172	11	24	.458	0	3	.000	3	4	.750	7	12	19	4	30	0	8	7	1	25	1.1					
NETS	82	-	19880	2931	6391	.459	709	1922	.369	1508	2002	.753	721	2407	3128	1714	1777	6	705	1191	311	8079	98.5					
OPPONENTS	82	-	19880	2980	6511	.458	662	1802	.367	1539	2026	.760	921	2594	3515	1723	1704	11	608	1296	337	8161	99.5					





# 2015-16 BROOKLYN NETS MEDIA GUIDE

## 2013-14 Season Results

DATE	OPPONENT	W/L	TEAM/OPP	HOME	ROAD	TOTAL	HIGH SCORING	HIGH REBOUNDS	HIGH ASSISTS	OPP. SCORING	ATTEN.
Oct 30	@Cleveland	L	94-98	0-0	0-1	0-1	Lopez-21	Garnett-10	Williams-9	Thompson-18	20,562
Nov 1	MIAMI	W	101-100	1-0	0-1	1-1	Pierce/Johnson-19	Garnett-7	Williams-8	James-26	17,732
Nov 3	@Orlando	L	86-107	1-0	0-2	1-2	Lopez-21	Pierce-7	Livingston/Williams-7	Oladipo/Vucevic-19	15,297
Nov 5	UTAH	W	104-88	2-0	0-2	2-2	Lopez-27	Lopez-7	Williams-8	Hayward-22	17,732
Nov 8	@Washington	L	108-112(OT)	2-0	0-3	2-3	Lopez-23	Blatche-13	Johnson-4	Beal-29	17,215
Nov 9	INDIANA	L	91-96	2-1	0-3	2-4	Johnson/Williams-17	Pierce/Garnett-8	Williams-10	George-24	17,732
Nov 13	@Sacramento	L	86-107	2-1	0-4	2-5	Lopez-16	Lopez/Pierce-9	Williams-7	Thornton-24	15,122
Nov 15	@Phoenix	W	100-98(OT)	2-1	1-4	3-5	Lopez-27	Garnett-14	Livingston-6	Dragic-19	15,984
Nov 16	@L.A. Clippers	L	103-110	2-1	1-5	3-6	Plumlee/Blatche-19	Evans-11	Johnson-6	Griffin-30	19,349
Nov 18	PORTLAND	L	98-108	2-2	1-5	3-7	Livingston-23	Evans-9	Johnson-3	Aldridge-27	17,732
Nov 20	@Charlotte	L	91-95	2-2	1-6	3-8	Blatche-25	Garnett-8	Livingston-5	Walker-31	13,843
Nov 22	@Minnesota	L	81-111	2-2	1-7	3-9	Blatche-16	Evans/Garnett-8	Johnson-4	Martin/Love-17	15,551
Nov 24	DETROIT	L	97-109	2-3	1-7	3-10	Johnson-34	Garnett-9	Livingston-7	Stuckey-27	17,732
Nov 26	@Toronto	W	102-100	2-3	2-7	4-10	Blatche-24	Livingston-6	Livingston-7	DeRozan-27	16,421
Nov 27	L.A. LAKERS	L	94-99	2-4	2-7	4-11	Johnson-18	Garnett-9	Pierce-5	Young-26	17,732
Nov 29	@Houston	L	95-114	2-4	2-8	4-12	Teletovic-18	Teletovic-13	Taylor-12	Parsons-21	18,138
Nov 30	@Memphis	W	97-88	2-4	3-8	5-12	Johnson-26	Lopez-9	Johnson-6	Pondexter-22	17,012
Dec 3	DENVER	L	87-111	2-5	3-8	5-13	Johnson-22	Blatche/Garnett-6	Livingston-4	Mozgov-17	17,732
Dec 5	NEW YORK	L	83-113	2-6	3-8	5-14	Lopez-24	Lopez-9	Blatche-3	Anthony-19	17,732
Dec 7	@Milwaukee	W	90-82	2-6	4-8	6-14	Lopez-32	Blatche/Garnett-8	Johnson-5	Mayo-22	14,963
Dec 10	BOSTON	W	104-96	3-6	4-8	7-14	Williams-25	Blatche/Garnett-9	Williams-7	Bradley-22	15,738
Dec 12	L.A. CLIPPERS	W	102-93	4-6	4-8	8-14	Johnson/Blatche-21	Blatche-9	Pierce-5	Paul-20	15,563
Dec 13	@Detroit	L	99-103	4-6	4-9	8-15	Williams-22	Blatche-12	Williams-9	Monroe/Drummond-22	15,159
Dec 16	PHILADELPHIA	W	130-94	5-6	4-9	9-15	Johnson-37	Plumlee-8	Williams-13	Anderson-17	16,733
Dec 18	WASHINGTON	L	107-113	5-7	4-9	9-16	Pierce-27	Johnson-7	Williams-13	Wall-21	16,187
Dec 20	@Philadelphia	L	120-121(OT)	5-7	4-10	9-17	Anderson-26	Pierce-10	Williams-14	Turner-29	15,267
Dec 23	INDIANA	L	86-103	5-8	4-10	9-18	Johnson-17	Blatche-7	Williams-8	Stephenson/George-26	17,732
Dec 25	CHICAGO	L	78-95	5-9	4-10	9-19	Williams-18	Evans-13	Williams-4	Gibson-20	17,732
Dec 27	MILWAUKEE	W	104-93	6-9	4-10	10-19	Livingston-20	Evans-13	Livingston-6	Antetokounmpo-16	17,732
Dec 28	@Indiana	L	91-105	6-9	4-11	10-20	Pierce-18	Garnett-7	Williams-6	George-24	18,165
Dec 31	@San Antonio	L	92-113	6-9	4-12	10-21	Plumlee/Livingston-15	Plumlee-13	Pierce/Williams-6	Parker-18	17,409
Jan 2	@Oklahoma City	W	95-93	6-9	5-12	11-21	Williams-29	Garnett-7	Livingston/Williams-4	Durant-24	18,203
Jan 4	CLEVELAND	W	89-82	7-9	5-12	12-21	Williams-21	Evans-11	Williams-6	Walters-26	17,732
Jan 6	ATLANTA	W	91-86	8-9	5-12	13-21	Johnson-23	Garnett-10	Kirilenko/Johnson-4	Millsap/Teague-16	15,326
Jan 8	GOLDEN STATE	W	102-98	9-9	5-12	14-21	Johnson-27	Teletovic-10	Blatche-3	Curry-34	17,732
Jan 10	MIAMI	W	104-95(2OT)	10-9	5-12	15-21	Johnson-32	Livingston-11	Livingston/Johnson-5	James-36	17,732
Jan 11	@Toronto	L	80-96	10-9	5-13	15-22	Pierce-15	Johnson-6	Johnson-6	DeRozan-26	19,800
Jan 16	@Atlanta	W	127-110	10-9	6-13	16-22	Johnson-29	Blatche-14	Terry-7	Scott/Mack-17	18,689
Jan 20	@New York	W	103-80	10-9	7-13	17-22	Johnson-25	Blatche-12	Pierce/Johnson-5	Anthony-26	19,812
Jan 21	ORLANDO	W	101-90	11-9	7-13	18-22	Blatche-18	Pierce-6	Williams-9	O'Quinn-15	15,482
Jan 24	DALLAS	W	107-106	12-9	7-13	19-22	Teletovic-34	Garnett-11	Williams-11	Carter-19	16,110
Jan 26	@Boston	W	85-79	12-9	8-13	20-22	Blatche-17	Livingston-8	Williams-7	Bass-17	18,624
Jan 27	TORONTO	L	103-104	12-10	8-13	20-23	Pierce-33	Garnett-11	Williams-11	Lowry-31	15,790
Jan 31	OKLAHOMA CITY	L	95-120	12-11	8-13	20-24	Livingston-16	Pierce-5	Teletovic-4	Durant-26	17,732
Feb 1	@Indiana	L	96-97	12-11	8-14	20-25	Livingston-24	Garnett-10	Williams-6	Hibbert/George-20	18,165
Feb 3	PHILADELPHIA	W	108-102	13-11	8-14	21-25	Pierce-25	Garnett-7	Livingston-8	Carter-Williams-21	16,727
Feb 6	SAN ANTONIO	W	103-89	14-11	8-14	22-25	Anderson-22	Garnett-9	Williams-8	Joseph-18	17,732
Feb 7	@Detroit	L	95-111	14-11	8-15	22-26	Terry-18	Evans-9	Teague-4	Jennings-26	13,727
Feb 9	NEW ORLEANS	W	93-81	15-11	8-15	23-26	Plumlee-22	Plumlee-13	Williams-6	Davis-24	17,732
Feb 12	CHARLOTTE	W	105-89	16-11	8-15	24-26	Pierce-25	Teletovic/Kirilenko-8	Williams-7	Walker-16	16,862
Feb 13	@Chicago	L	76-92	16-11	8-16	24-27	Pierce-15	Garnett-7	Williams-4	Gibson-16	21,500
Feb 19	@Utah	W	105-99	16-11	9-16	25-27	Johnson-27	Pierce/Blatche-6	Livingston/Williams-7	Burks-23	17,386
Feb 22	@Golden State	L	86-93	16-11	9-17	25-28	Williams-20	Kirilenko-9	Williams-6	O'Neal-23	19,596
Feb 23	@L.A. Lakers	W	108-102	16-11	10-17	26-28	Williams-30	Kirilenko-10	Johnson-8	Gasol-22	18,997
Feb 26	@Portland	L	80-124	16-11	10-18	26-29	Williams-12	Garnett-7	Teague-4	Williams-21	20,015
Feb 27	@Denver	W	112-89	16-11	11-18	27-29	Pierce-18	Plumlee/Blatche-9	Livingston-8	Foye-15	14,826
Mar 1	@Milwaukee	W	107-98	16-11	12-18	28-29	Thornton-25	Blatche-13	Pierce/Kirilenko-5	Sessions/Middleton-16	14,081
Mar 3	CHICAGO	W	96-80	17-11	12-18	29-29	Williams-20	Pierce-7	Williams-6	Augustin-16	17,732
Mar 5	MEMPHIS	W	103-94	18-11	12-18	30-29	Johnson-21	Pierce-8	Williams-7	Leuer-19	17,053
Mar 7	@Boston	L	84-91	18-11	12-19	30-30	Johnson-21	Johnson-7	Williams-4	Rondo-20	18,195
Mar 9	SACRAMENTO	W	104-89	19-11	12-19	31-30	Thornton-27	Anderson-4	Williams-7	Cousins-28	17,732
Mar 10	TORONTO	W	101-97	20-11	12-19	32-30	Livingston/Williams-18	Plumlee-8	Williams-5	Lowry-21	17,351
Mar 12	@Miami	W	96-95	20-11	13-19	33-30	Pierce-29	Livingston-7	Williams-8	Bosh-24	19,616
Mar 15	@Washington	L	94-101	20-11	13-20	33-31	Thornton-19	Johnson/Williams-7	Williams-7	Wall-33	20,356
Mar 17	PHOENIX	W	108-95	21-11	13-20	34-31	Williams-28	Plumlee-11	Livingston/Johnson-5	Mark Morris-18	17,401
Mar 19	CHARLOTTE	W	104-99	22-11	13-20	35-31	Williams-25	Johnson-8	Williams-8	Jefferson-18	17,222
Mar 21	BOSTON	W	114-98	23-11	13-20	36-31	Johnson-27	Livingston-7	Livingston/Williams-6	Bradley-28	17,732
Mar 23	@Dallas	W	107-104(OT)	23-11	14-20	37-31	Johnson-22	Livingston-7	Tied with-3	Ellis-32	19,603
Mar 24	@New Orleans	L	104-109(OT)	23-11	14-21	37-32	Pierce-24	Plumlee-11	Williams-5	Evans-33	14,599
Mar 26	@Charlotte	L	111-116(OT)	23-11	14-22	37-33	Williams-29	Blatche-7	Livingston/Williams-7	Jefferson-35	15,943
Mar 28	CLEVELAND	W	108-97	24-11	14-22	38-33	Pierce-22	Teletovic-10	Livingston-6	Deng/Walters-20	17,732
Mar 30	MINNESOTA	W	114-99	25-11	14-22	39-33	Pierce-22	Plumlee-8	Williams-5	Martin/Brewer-21	17,732
Apr 1	HOUSTON	W	105-96	26-11	14-22	40-33	Johnson-32	Teletovic-7	Williams-6	Harden-26	17,732
Apr 2	@New York	L	81-110	26-11	14-23	40-34	Johnson-16	Pierce/Plumlee-4	Livingston-3	J. Smith-24	19,812
Apr 4	DETROIT	W	116-104	27-11	14-23	41-34	Livingston-23	Collins-5	Williams-10	Drummond-23	16,754
Apr 5	@Philadelphia	W	105-101	27-11	15-23	42-34	Williams-19	Plumlee-7	Williams-9	Young-20	16,133
Apr 8	@Miami	W	88-87	27-11	16-23	43-34	Johnson-19	Plumlee-8	Williams-6	James-29	19,600
Apr 9	@Orlando	L	111-115	27-11	16-24	43-35	Johnson-31	Teletovic-9	Garnett-6	Affalo-25	16,085
Apr 11	ATLANTA	L	88-93	27-12	16-24	43-36	Plumlee-17	Garnett-10	Pierce/Gutierrez-4	Millsap-27	17,732
Apr 13	ORLANDO	W	97-88	28-12	16-24	44-36	Teletovic-20	Plumlee-11	Williams-5	Harris-18	17,732
Apr 15	NEW YORK	L	98-109	28-13	16-24	44-37	Thornton-24	Plumlee-9	Tied with-4	Hardaway-16	17,732
Apr 16	@Cleveland	L	85-114	28-13	16-25	44-38	Thornton/Blatche-20	Blatche-12	Plumlee-6	Zeller-22	19,842



# 2015-16 BROOKLYN NETS MEDIA GUIDE

## Year-by-Year Recaps: 2014-15

**Nets advance to the NBA Playoffs for the third consecutive season under direction of Lionel Hollins**

**Final Record:** 38-44 (.463)

**Head Coach:** Lionel Hollins

Following a 38-44 season under the direction of Head Coach Lionel Hollins, the Nets brought NBA Playoffs basketball to Brooklyn for the third consecutive season. Although the team fell to Atlanta 4-2 in the Eastern Conference First Round, Brooklyn's season was headlined by the return of Brook Lopez. After an injury-shortened 2013-14 season, Lopez returned to lead the Nets in 2014-15 with averages of 17.2 ppg, 7.4 rpg and 1.8 bpg – all team-highs – and seven games of 30+ points. Lopez also won Eastern Conference Player of the Week honors in consecutive weeks (3/23-3/29 and 3/30-4/5), becoming the only player in the NBA to earn the award in back-to-back weeks that season and the only Net to do so in franchise history. Brooklyn also added Thaddeus Young to the Nets' roster during the NBA All-Star Break in a trade for veteran Kevin Garnett, while rookie Bojan Bogdanovic made a splash in his debut for the Nets, earning Eastern Conference Rookie of the Month honors in April before being named to the NBA All-Rookie Second Team.

### 2014-15 Roster

6	Alan Anderson	G	6-6	220	10/16/82	Michigan State
44	Bojan Bogdanovic	F	6-7	216	04/18/89	Croatia
22	Markel Brown	G	6-3	190	01/29/92	Oklahoma State
55	Earl Clark	F	6-10	225	01/17/88	Louisville
20	Brandon Davies	F	6-10	240	07/25/91	Brigham Young
2	Kevin Garnett	F	6-11	220	05/19/76	Farragut Academy (HS)
13	Jorge Gutierrez	G	6-3	191	12/27/88	California
0	Jarrett Jack	G	6-3	202	10/28/83	Georgia Tech
21	Cory Jefferson	F	6-9	218	10/26/90	Baylor
7	Joe Johnson	G	6-7	240	06/29/81	Arkansas
9	Jerome Jordan	C	7-0	253	09/29/86	Tulsa
10	Sergey Karasev	G	6-7	203	10/26/93	Russia
47	Andrei Kirilenko	F	6-9	220	02/18/81	Russia
11	Brook Lopez	C	7-0	260	04/01/88	Stanford
14	Darius Morris	G	6-4	190	01/03/91	Michigan
1	Mason Plumlee	C	6-10	235	03/05/90	Duke
33	Mirza Teletovic	F	6-8	235	09/18/85	Bosnia and Herzegovina
8	Deron Williams	G	6-3	210	06/26/84	Illinois
30	Thaddeus Young	F	6-8	220	06/21/88	Georgia Tech



### 2014-15 FINAL STATISTICS (38-44) Brooklyn Nets

--FIELD GOALS--																					--3-POINT FG--			--FREE THROWS--			--REBOUNDS--			AST	PF	DQ	STL	TO	BLK	PTS	AVG
PLAYER	G	GS	MIN	FG	FGA	PCT	FG	FGA	PCT	FT	FTA	PCT	OFF	DEF	TOT																						
Lopez	72	44	2100	506	987	.513	1	10	.100	223	274	.814	214	321	535	50	206	0	43	104	126	1236	17.2														
Johnson	80	80	2791	446	1025	.435	121	337	.359	141	176	.801	53	331	384	292	120	0	59	137	14	1154	14.4														
Young (TOT)	76	68	2434	451	968	.466	38	115	.330	131	200	.655	127	284	411	173	171	1	124	117	25	1071	14.1														
Young (BRK)	28	20	829	162	327	.495	19	50	.380	43	71	.606	52	114	166	38	56	1	38	42	8	386	13.8														
Williams	68	55	2114	298	771	.387	87	237	.367	201	241	.834	29	208	237	448	157	0	64	154	17	884	13.0														
Jack	80	27	2241	359	817	.439	39	146	.267	200	227	.881	19	226	245	373	143	1	75	191	13	957	12.0														
Bogdanovic	78	28	1854	261	576	.453	91	256	.355	87	106	.821	50	163	213	68	104	0	34	78	9	700	9.0														
Plumlee	82	45	1743	280	489	.573	0	3	.000	157	317	.495	175	337	512	74	207	0	65	106	63	717	8.7														
Teletovic	40	4	892	122	319	.382	62	193	.321	33	46	.717	27	167	194	46	74	0	14	53	16	339	8.5														
Anderson	74	19	1744	195	440	.443	73	210	.348	82	101	.812	31	173	204	83	148	0	56	60	5	545	7.4														
Garnett	42	42	854	125	275	.455	1	6	.167	34	41	.829	46	239	285	69	96	0	41	45	13	285	6.8														
Davies (TOT)	27	6	423	55	137	.401	8	34	.235	24	37	.649	38	45	83	30	59	1	18	29	7	142	5.3														
Davies (BRK)	7	0	44	6	18	.333	1	4	.250	3	4	.750	3	7	10	2	5	0	1	4	3	16	2.3														
Karasev	33	16	555	54	134	.403	16	54	.296	29	38	.763	22	44	66	46	45	0	23	24	1	153	4.6														
Brown	47	29	781	76	210	.362	17	64	.266	47	57	.825	16	91	107	39	57	0	31	27	12	216	4.6														
Jefferson	50	1	531	75	167	.449	2	15	.133	31	54	.574	47	98	145	16	61	0	10	20	21	183	3.7														
Jordan	44	0	383	50	94	.532	0	0	---	38	44	.864	52	53	105	13	58	0	8	22	15	138	3.1														
Clark	10	0	93	11	30	.367	4	14	.286	1	4	.250	1	22	23	3	12	0	3	6	4	27	2.7														
Morris	38	0	299	36	106	.340	7	33	.212	4	9	.444	7	20	27	48	20	0	9	21	0	83	2.2														
Gutierrez	10	0	44	7	14	.500	0	1	.000	2	3	.667	0	7	7	7	9	0	1	3	0	16	1.6														
Kirilenko	7	0	36	0	5	.000	0	0	---	3	4	.750	2	6	8	1	1	0	1	1	0	3	0.4														
NETS	82	-	19930	3069	6804	.451	541	1633	.331	1359	1817	.748	846	2627	3473	1716	1579	2	576	1133	340	8038	98.0														
OPPONENTS	82	-	19930	3150	6913	.456	696	1944	.358	1278	1748	.731	937	2699	3636	1944	1641	9	643	1137	372	8274	100.9														



# 2015-16 BROOKLYN NETS MEDIA GUIDE

## 2014-15 SEASON RESULTS

DATE	OPPONENT	W/L	TEAM/OPP	HOME	ROAD	TOTAL	HIGH SCORING	HIGH REBOUNDS	HIGH ASSISTS	OPP. SCORING	ATTEN.
Oct 29	@Boston	L	105-121	0-0	0-1	0-1	Teletovic-20	Johnson-6 Teletovic/Garnett-6	Williams-8	Olynyk-19	18,624
Nov 1	@Detroit	W	102-90	0-0	1-1	1-1	Johnson-34	Garnett-14	Johnson/Williams-6	Monroe/Jennings-18	19,904
Nov 3	OKLAHOMA CITY	W	116-85	1-0	1-1	2-1	Anderson/Lopez-18	Plumlee-8	Williams-9	Jackson-23	17,732
Nov 5	MINNESOTA	L	91-98	1-1	1-1	2-2	Johnson-22	Garnett-11	Williams-6	Martin-24	16,302
Nov 7	NEW YORK	W	110-99	2-1	1-1	3-2	Williams-29	Lopez-9	Williams-6	Anthony-19	17,732
Nov 9	ORLANDO	W	104-96	3-1	1-1	4-2	Bogdanovic-22	Plumlee-10	Williams/Garnett-7	Vucevic-27	16,127
Nov 12	@Phoenix	L	104-112	3-1	1-2	4-3	Johnson-21	Garnett-10	Williams-5	Green-28	15,184
Nov 13	@Golden State	L	99-107	3-1	1-3	4-4	Jack-23	Plumlee-8	Williams-5	Thompson-25	19,596
Nov 15	@Portland	L	87-97	3-1	1-4	4-5	Lopez-21	Garnett-12	Williams-6	Lillard-28	19,441
Nov 17	MIAMI	L	83-95	3-2	1-4	4-6	Bogdanovic-22	Garnett-9	Williams-7	Chalmers-22	17,732
Nov 19	MILWAUKEE	L	118-122(3OT)	3-3	1-4	4-7	Lopez-26	Jack/Garnett-9	Johnson-8	Parker-23	15,694
Nov 21	@Oklahoma City	W	94-92	3-3	2-4	5-7	Jack-23	Lopez-10	Jack-5	Jackson-21	18,203
Nov 22	@San Antonio	L	87-99	3-3	2-5	5-8	Williams-24	Teletovic-8	Williams-7	Parker-22	18,581
Nov 26	@Philadelphia	W	99-91	3-3	3-5	6-8	Johnson-21	Garnett-9	Williams-10	McDaniels/Wroten-18	11,223
Nov 30	CHICAGO	L	84-102	3-4	3-5	6-9	Bogdanovic-13	Garnett-7	Jack-4	Butler-26	17,732
Dec 2	@New York	W	98-93	3-4	4-5	7-9	Lopez-23	Garnett-13	Johnson-6	Anthony-20	19,812
Dec 3	SAN ANTONIO	W	95-93(OT)	4-4	4-5	8-9	Teletovic-26	Lopez-16	Williams-9	D. Green-20	15,989
Dec 5	ATLANTA	L	75-98	4-5	4-5	8-10	Lopez-20	Lopez/Plumlee-7	Johnson-4	Carroll-18	16,146
Dec 8	CLEVELAND	L	88-110	4-6	4-5	8-11	Garnett-14	Garnett-7	Williams-11	Walters-26	17,732
Dec 10	@Chicago	L	80-105	4-6	4-6	8-12	Williams-17	Plumlee-8	Williams-5	Rose-23	21,646
Dec 12	PHILADELPHIA	W	88-70	5-6	4-6	9-12	Plumlee-18	Garnett-12	Williams-10	Covington-20	16,326
Dec 13	@Charlotte	W	114-87	5-6	5-6	10-12	Johnson-22	Plumlee-13	Williams-10	Kidd-Gilchrist-15	17,113
Dec 16	MIAMI	L	91-95	5-7	5-6	10-13	Plumlee-21	Garnett-10	Williams-11	Wade-28	16,827
Dec 17	@Toronto	L	89-105	5-7	5-7	10-14	Plumlee-23	Plumlee/Johnson-8	Williams-7	Lowry-20	19,800
Dec 19	@Cleveland	L	91-95	5-7	5-8	10-15	Johnson-26	Plumlee-9	Johnson/Williams-5	James-22	20,562
Dec 21	DETROIT	W	110-105	6-7	5-8	11-15	Plumlee-21	Plumlee-12	Jack-10	Caldwell-Pope-20	17,732
Dec 23	DENVER	W	102-96	7-7	5-8	12-15	Johnson-27	Plumlee-13	Jack-8	Lawson-29	17,080
Dec 26	@Boston	W	109-107	7-7	6-8	13-15	Jack-27	Plumlee-12	Jack-5	Green-22	18,624
Dec 27	INDIANA	L	85-110	7-8	6-8	13-16	Jack-22	Plumlee-8	Johnson-6	Stuckey-20	17,732
Dec 29	SACRAMENTO	W	107-99	8-8	6-8	14-16	Plumlee-22	Garnett-8	Johnson-6	Gay-25	17,732
Dec 30	@Chicago	W	96-82	8-8	7-8	15-16	Lopez-29	Johnson-11	Jack-5	Dunleavy-23	22,032
Jan 2	@Orlando	W	100-98	8-8	8-8	16-16	Plumlee-18	Plumlee-9	Williams-7	Oladipo-17	17,008
Jan 4	@Miami	L	84-88	8-8	8-9	16-17	Johnson-19	Lopez/Garnett-7	Williams-8	Bosh-26	20,181
Jan 5	DALLAS	L	88-96(OT)	8-9	8-9	16-18	Lopez-22	Lopez-13	Jack-10	Ellis-19	17,732
Jan 7	BOSTON	L	81-89	8-10	8-9	16-19	Johnson-17	Plumlee-12	Jack-4	Bradley-21	16,005
Jan 9	PHILADELPHIA	L	88-90	8-11	8-9	16-20	Lopez-18	Plumlee-15	Jack-10	Covington-20	16,172
Jan 10	@Detroit	L	93-98	8-11	8-10	16-21	Johnson-17	Lopez-15	Jack-8	Jennings-20	19,301
Jan 12	HOUSTON	L	99-113	8-12	8-10	16-22	Plumlee-24	Plumlee-10	Jack-6	Harden-30	16,115
Jan 14	MEMPHIS	L	92-103	8-13	8-10	16-23	Plumlee-15	Plumlee-9	Jack-6	Randolph-20	16,516
Jan 16	@Washington	W	102-80	8-13	9-10	17-23	Lopez/Jack-26	Plumlee-10	Jack-7	Wall-13	17,788
Jan 17	WASHINGTON	L	90-99	8-14	9-10	17-24	Jack-22	Garnett-10	Jack-8	Nene-20	17,732
Jan 21	@Sacramento	W	103-100	8-14	10-10	18-24	Lopez-22	Johnson-8	Jack-8	Cousins-28	16,427
Jan 22	@L.A. Clippers	L	84-123	8-14	10-11	18-25	Plumlee-16	Jordan-11	Morris-4	Griffin-24	19,060
Jan 24	@Utah	L	73-108	8-14	10-12	18-26	Jack-16	Plumlee-6	Jack-7	Hayward-24	19,352
Jan 28	@Atlanta	L	102-113	8-14	10-13	18-27	Johnson-26	Plumlee/Lopez-7	Jack-13	Millsap-28	18,047
Jan 30	TORONTO	L	122-127(OT)	8-15	10-13	18-28	Lopez/Jack-35	Lopez-12	Jack-13	DeRozan-26	17,062
Feb 2	L.A. CLIPPERS	W	102-100	9-15	10-13	19-28	Garnett-11	Jack-7	Jordan-22	Wall-13	16,037
Feb 4	@Toronto	W	109-93	9-15	11-13	20-28	Jack-24	Plumlee-7	Johnson-7	Ross-23	19,800
Feb 6	NEW YORK	W	92-88	10-15	11-13	21-28	Lopez-22	Johnson-11	Jack-8	Anthony-21	17,732
Feb 7	@Washington	L	77-114	10-15	11-14	21-29	Lopez-19	Lopez-8	Williams-7	Wall-17	20,356
Feb 9	@Milwaukee	L	97-103	10-15	11-15	21-30	Jack-26	Plumlee-8	Jack-8	Dudley-19	12,431
Feb 10	@Memphis	L	86-95	10-15	11-16	21-31	Anderson/Plumlee-15	Plumlee-14	Johnson/Williams-4	Randolph-19	16,901
Feb 20	@L.A. Lakers	W	114-105	10-15	12-16	22-31	Johnson-23	Lopez-14	Williams-15	Lin-18	18,997
Feb 23	@Denver	W	110-82	10-15	13-16	23-31	Lopez-19	Brown-11	Williams-12	Gallinari-22	13,127
Feb 25	@New Orleans	L	96-102	10-15	13-17	23-32	Johnson-21	Johnson-10	Williams-6	Pondexter-25	16,097
Feb 27	@Houston	L	98-102	10-15	13-18	23-33	Plumlee/Williams-15	Lopez-12	Johnson-6	Jones-26	18,139
Feb 28	@Dallas	W	104-94	10-15	14-18	24-33	Williams-23	Plumlee-10	Anderson-4	Nowitzki-20	20,367
Mar 2	GOLDEN STATE	W	110-108	11-15	14-18	25-33	Lopez-26	Plumlee-7	Brown/Jack-4	Curry-26	17,732
Mar 4	CHARLOTTE	L	91-115	11-16	14-18	25-34	Williams-12	Plumlee-7	Williams-6	Jefferson/Henderson-19	16,691
Mar 6	PHOENIX	L	100-108(OT)	11-17	14-18	25-35	Lopez-19	Lopez/Jefferson-13	Williams-9	Mark. Morris-19	16,445
Mar 8	UTAH	L	88-95	11-18	14-18	25-36	Lopez/Young-19	Lopez-10	Johnson/Jack-5	Hayward-24	17,041
Mar 10	NEW ORLEANS	L	91-111	11-19	14-18	25-37	Lopez/Jack-15	Lopez-9	Williams-4	Ajajca/Pondexter-17	16,422
Mar 11	@Miami	L	98-104	11-19	14-19	25-38	Jack/Williams-18	Lopez-14	Jack/Williams-4	Wade-28	19,600
Mar 14	@Philadelphia	W	94-87	11-19	15-19	26-38	Young-21	Young-9	Jack-8	Noel-17	14,865
Mar 16	@Minnesota	W	122-106	11-19	16-19	27-38	Johnson-22	Plumlee-9	Williams-7	Martin-23	14,234
Mar 18	@Cleveland	L	92-117	11-19	16-20	27-39	Williams-20	Lopez-8	Williams-6	Smith/Mozgov-17	20,562
Mar 20	MILWAUKEE	W	129-127(3OT)	12-19	16-20	28-39	Lopez-32	Lopez-18	Johnson/Jack-7	Middleton-29	16,272
Mar 21	@Indiana	W	123-111	12-19	17-20	29-39	Lopez-26	Young-7	Jack-8	G. Hill-18	16,453
Mar 23	BOSTON	L	91-110	12-20	17-20	29-40	Lopez-31	Williams/Young-9	Williams-10	Bradley-20	16,814
Mar 25	@Charlotte	W	91-88	12-20	18-20	30-40	Lopez-34	Lopez-10	Williams-14	Jefferson/Henderson-23	15,091
Mar 27	CLEVELAND	W	106-98	13-20	18-20	31-40	Lopez/Johnson-20	Lopez-9	Johnson-9	Irving-26	17,732
Mar 29	L.A. LAKERS	W	107-99	14-20	18-20	32-40	Lopez-30	Lopez-11	Williams-9	Hill-22	17,732
Mar 31	INDIANA	W	111-106	15-20	18-20	33-40	Lopez-24	Lopez-11	Williams-8	G. Hill-28	16,756
Apr 1	@New York	W	100-98	15-20	19-20	34-40	Williams-26	Young-9	Williams-7	Bargnani-22	19,812
Apr 3	TORONTO	W	114-109	16-20	19-20	35-40	Williams-31	Lopez-17	Williams-11	DeRozan-27	17,732
Apr 4	@Atlanta	L	99-131	16-20	19-21	35-41	Bogdanovic-19	Young-8	Jack-6	Horford/Carroll-20	18,769
Apr 6	PORTLAND	W	106-96	17-20	19-21	36-41	Lopez-32	Lopez-9	Williams-10	Lillard-36	17,416
Apr 8	ATLANTA	L	111-114	17-21	19-21	36-42	Lopez-26	Young-11	Williams-13	Horford-24	17,732
Apr 10	WASHINGTON	W	117-80	18-21	19-21	37-42	Lopez-26	Lopez/Williams-9	Johnson-9	Beal-24	17,732
Apr 12	@Milwaukee	L	73-96	18-21	19-22	37-43	Lopez-12	Lopez-10	Williams-7	Ilyasova-21	16,504
Apr 13	CHICAGO	L	86-113	18-22	19-22	37-44	Bogdanovic-17	Young-11	Williams-5	Mirotic-26	17,732
Apr 15	ORLANDO	W	101-88	19-22	19-22	38-44	Bogdanovic-28	Young-9	Williams-7	Vucevic-26	17,098



# 2015-16 BROOKLYN NETS MEDIA GUIDE

## All-Time Roster

**ADAMS, HASSAN** G 6'4" 220 6/20/1984 ARIZONA  
Acquired: Drafted by New Jersey in the second round (54th overall pick) in the 2006 NBA Draft  
Departed: Waived on July 14, 2007

YEAR	G	GS	MIN	FG	FGA	PCT	3FG	3FGA	PCT	FT	FTA	PCT	OFF	DEF	TOT	AST	PF	DQ	STL	TO	BLK	PTS	RPG	APG	PPG
2006-07	61	8	495	75	135	.556	0	1	.000	24	36	.667	35	42	77	13	47	0	17	22	4	174	1.3	0.2	2.9
PLAYOFFS	G	GS	MIN	FG	FGA	PCT	3PM	3PA	PCT	FT	FTA	PCT	OFF	DEF	TOT	AST	PF	DQ	STL	TO	BLK	PTS	RPG	APG	PPG
2007	6	0	9	1	2	.500	0	0	---	0	0	---	0	1	1	0	3	0	0	0	0	2	0.2	0.0	0.3

**ADDISON, RAFAEL** F 6'7" 225 7/22/1964 SYRACUSE  
Acquired: Signed as a free agent on October 4, 1991  
Departed: Became a free agent following the 1992-93 season

YEAR	G	GS	MIN	FG	FGA	PCT	3FG	3FGA	PCT	FT	FTA	PCT	OFF	DEF	TOT	AST	PF	DQ	STL	TO	BLK	PTS	RPG	APG	PPG
1991-92	76	8	1175	187	432	.433	14	49	.286	56	76	.737	65	100	165	68	109	1	28	46	28	444	2.2	0.9	5.8
1992-93	68	15	1164	182	411	.443	7	34	.206	57	70	.814	45	87	132	53	125	0	23	64	11	428	1.9	0.8	6.3
TOTALS	144	23	2339	369	843	.438	21	83	.253	113	146	.774	110	187	297	121	234	1	51	110	39	872	2.1	0.8	6.1
PLAYOFFS	G	GS	MIN	FG	FGA	PCT	3PM	3PA	PCT	FT	FTA	PCT	OFF	DEF	TOT	AST	PF	DQ	STL	TO	BLK	PTS	RPG	APG	PPG
1992	1	0	9	2	7	.286	1	2	.500	0	0	---	0	0	0	1	0	0	0	0	5	0.0	1.0	5.0	
1993	5	0	53	7	21	.333	0	0	---	3	3	1.000	3	3	6	5	3	0	3	3	0	17	1.2	1.0	3.4
TOTALS	6	0	62	9	28	.321	1	2	.500	3	3	1.000	3	3	6	6	3	0	3	3	0	22	1.0	1.0	3.7

**AGER, MAURICE** G 6'5" 202 2/9/1984 MICHIGAN STATE  
Acquired: From Dallas along with Devin Harris, Trenton Hassell, DeSagana Diop, Keith Van Horn, two first round draft picks and cash considerations, in exchange for Jason Kidd, Antione Wright and Malik Allen on February 19, 2008  
Departed: Became a free agent following 2008-09 season

YEAR	G	GS	MIN	FG	FGA	PCT	3FG	3FGA	PCT	FT	FTA	PCT	OFF	DEF	TOT	AST	PF	DQ	STL	TO	BLK	PTS	RPG	APG	PPG
2007-08	14	0	88	16	38	.421	3	11	.273	1	6	.167	3	6	9	4	6	0	0	3	0	36	0.6	0.3	2.6
2008-09	20	0	97	15	43	.349	0	6	.000	4	8	.500	3	7	10	3	17	0	1	4	2	34	0.5	0.2	1.7
TOTALS	34	0	185	31	81	.383	3	18	.167	5	14	.357	6	13	19	7	23	0	1	7	2	70	0.6	0.2	2.1

**ALLEN, MALIK** F 6'10" 255 6/27/1978 VILLANOVA  
Acquired: Signed as a free agent on September 10, 2007  
Departed: Traded to Dallas along with Jason Kidd and Antione Wright in exchange for Devin Harris, Maurice Ager, Trenton Hassell, DeSagana Diop, Keith Van Horn, two first round draft picks and cash considerations on February 19, 2008

YEAR	G	GS	MIN	FG	FGA	PCT	3FG	3FGA	PCT	FT	FTA	PCT	OFF	DEF	TOT	AST	PF	DQ	STL	TO	BLK	PTS	RPG	APG	PPG
2007-08	48	12	763	124	261	.475	1	2	.500	12	13	.923	42	86	128	29	89	0	15	32	21	261	2.7	0.6	5.4

**ALSTON, RAFER** G 6'2" 175 7/24/1976 FRESNO STATE  
Acquired: From Orlando along with Tony Battie and Courtney Lee in exchange for Vince Carter on June 25, 2009  
Departed: Waived on January 5, 2010

YEAR	G	GS	MIN	FG	FGA	PCT	3FG	3FGA	PCT	FT	FTA	PCT	OFF	DEF	TOT	AST	PF	DQ	STL	TO	BLK	PTS	RPG	APG	PPG
2009-10	27	13	766	95	277	.343	28	87	.322	44	54	.815	9	66	75	104	50	0	27	61	5	262	2.8	3.9	9.7

**ANDERSON, ALAN** G/F 6'6" 220 10/16/1982 MICHIGAN STATE  
Acquired: Signed as a free agent on July 30, 2013  
Departed: Became a free agent following the 2014-15 season

YEAR	G	GS	MIN	FG	FGA	PCT	3FG	3FGA	PCT	FT	FTA	PCT	OFF	DEF	TOT	AST	PF	DQ	STL	TO	BLK	PTS	RPG	APG	PPG
2013-14	78	26	1772	194	485	.400	84	248	.339	92	118	.780	40	135	175	81	147	0	48	62	11	564	2.2	1.0	7.2
2014-15	74	19	1744	195	440	.443	73	210	.348	82	101	.812	31	173	204	83	148	0	56	60	5	545	2.8	1.1	7.4
TOTALS	152	45	3517	389	925	.421	157	458	.343	174	219	.795	71	308	379	164	295	0	104	122	16	1109	2.5	1.1	7.3
PLAYOFFS	G	GS	MIN	FG	FGA	PCT	3FG	3FGA	PCT	FT	FTA	PCT	OFF	DEF	TOT	AST	PF	DQ	STL	TO	BLK	PTS	RPG	APG	PPG
2014	12	2	261	25	62	.403	9	31	.290	12	18	.667	10	22	32	15	32	0	10	10	0	71	2.7	1.3	5.9
2015	6	0	142	25	41	.610	10	16	.625	6	9	.667	2	19	21	7	9	0	4	8	1	66	3.5	1.2	11.0
TOTALS	18	2	403	50	103	.485	19	47	.404	18	27	.667	12	41	53	22	41	0	14	18	1	137	2.9	1.2	7.6

**ANDERSON, GREG** F 6'10" 230 6/22/1964 HOUSTON  
Acquired: From Milwaukee for Lester Conner on January 11, 1991  
Departed: Traded to Denver on January 23, 1991 in a three-way deal in which Denver sent Terry Mills to New Jersey and Walter Davis to Portland, and Portland sent Drazen Petrovic to New Jersey; Denver also received a 1992 first-round draft pick from New Jersey and a 1993 second-round pick from Portland, while Portland received a 1992 second-round pick from Denver

YEAR	G	GS	MIN	FG	FGA	PCT	3FG	3FGA	PCT	FT	FTA	PCT	OFF	DEF	TOT	AST	PF	DQ	STL	TO	BLK	PTS	RPG	APG	PPG
1990-91	1	0	18	4	4	1.000	0	0	-	0	0	-	4	2	6	1	4	0	2	1	0	8	6.0	1.0	8.0





# 2015-16 BROOKLYN NETS MEDIA GUIDE

**ANDERSON, KENNY** G 6'1" 170 10/9/1970 GEORGIA TECH

Acquired: Drafted by New Jersey (2nd overall pick) in the 1991 NBA Draft  
Departed: Traded to Charlotte along with Gerald Glass for Kendall Gill and Khalid Reeves on January 19, 1996

YEAR	G	GS	MIN	FG	FGA	PCT	3FG	3FGA	PCT	FT	FTA	PCT	OFF	DEF	TOT	AST	PF	DQ	STL	TO	BLK	PTS	RPG	APG	PPG
1991-92	64	13	1086	187	480	.390	3	13	.231	73	98	.745	38	89	127	203	68	0	67	97	9	450	2.0	3.2	7.0
1992-93	55	55	2010	370	850	.435	7	25	.280	180	232	.776	51	175	226	449	140	1	96	153	11	927	4.1	8.2	16.9
1993-94	82	82	3135	576	1381	.417	40	132	.303	346	423	.818	89	233	322	784	201	0	158	266	15	1538	3.9	9.6	18.8
1994-95	72	70	2689	411	1031	.399	97	294	.330	348	414	.841	73	177	250	680	184	1	103	225	14	1267	3.5	9.4	17.6
1995-96	31	28	1042	143	380	.376	36	99	.364	151	188	.803	37	64	101	247	73	0	52	58	8	473	3.3	8.0	15.3
<b>TOTALS</b>	<b>304</b>	<b>248</b>	<b>9962</b>	<b>1687</b>	<b>4122</b>	<b>.409</b>	<b>183</b>	<b>563</b>	<b>.325</b>	<b>1098</b>	<b>1355</b>	<b>.810</b>	<b>288</b>	<b>738</b>	<b>1026</b>	<b>2363</b>	<b>666</b>	<b>2</b>	<b>476</b>	<b>799</b>	<b>57</b>	<b>4655</b>	<b>3.4</b>	<b>7.8</b>	<b>15.3</b>

PLAYOFFS	G	GS	MIN	FG	FGA	PCT	3PM	3PA	PCT	FT	FTA	PCT	OFF	DEF	TOT	AST	PF	DQ	STL	TO	BLK	PTS	RPG	APG	PPG
1992	3	0	24	3	9	.333	0	0	---	2	2	1.000	1	2	3	3	1	0	1	1	0	8	1.0	1.0	2.7
1994	4	4	181	19	54	.352	3	10	.300	22	33	.667	2	10	12	27	11	0	9	9	0	63	3.0	6.8	15.8
<b>TOTALS</b>	<b>7</b>	<b>4</b>	<b>205</b>	<b>22</b>	<b>63</b>	<b>.349</b>	<b>3</b>	<b>10</b>	<b>.300</b>	<b>24</b>	<b>35</b>	<b>.686</b>	<b>3</b>	<b>12</b>	<b>15</b>	<b>30</b>	<b>12</b>	<b>0</b>	<b>10</b>	<b>10</b>	<b>0</b>	<b>71</b>	<b>2.1</b>	<b>4.3</b>	<b>10.1</b>

**ANDERSON, RON** F 6'7" 215 10/15/1958 FRESNO STATE

Acquired: Signed as a free agent on November 11, 1993  
Departed: Waived on December 6, 1993

YEAR	G	GS	MIN	FG	FGA	PCT	3FG	3FGA	PCT	FT	FTA	PCT	OFF	DEF	TOT	AST	PF	DQ	STL	TO	BLK	PTS	RPG	APG	PPG
1993-94	11	2	176	15	43	.349	4	12	.333	10	12	.833	8	18	26	6	9	0	5	1	2	44	2.4	0.5	4.0

**ANDERSON, RYAN** F 6'10" 240 5/6/1988 CALIFORNIA

Acquired: Drafted by New Jersey in First Round (21st overall pick) of the 2008 NBA Draft  
Departed: Traded to Orlando along with Vince Carter for Rafer Alston, Tony Battie and Courtney Lee on June 25, 2009

YEAR	G	GS	MIN	FG	FGA	PCT	3FG	3FGA	PCT	FT	FTA	PCT	OFF	DEF	TOT	AST	PF	DQ	STL	TO	BLK	PTS	RPG	APG	PPG
2008-09	66	30	1312	160	407	.393	69	189	.365	98	116	.845	104	207	311	52	157	1	44	63	20	487	4.7	0.8	7.4

**ARCHIBALD, NATE** G 6'1" 160 9/2/1948 TEXAS EL-PASO

Acquired: From Kansas City for Brian Taylor, Jim Eakins and future draft picks on September 10, 1976  
Departed: Traded to Buffalo for George Johnson and a future draft pick on September 1, 1977

YEAR	G	GS	MIN	FG	FGA	PCT	3FG	3FGA	PCT	FT	FTA	PCT	OFF	DEF	TOT	AST	PF	DQ	STL	TO	BLK	PTS	RPG	APG	PPG
1976-77	34	34	1277	250	560	.446	0	0	---	197	251	.785	22	58	80	254	77	1	59	0	11	697	2.4	7.5	20.5

**ARMSTRONG, BRANDON** G 6'5" 188 6/16/1980 PEPPERDINE

Acquired: From Houston along with the draft rights to Richard Jefferson and Jason Collins for the draft rights to Eddie Griffin on June 27, 2001  
Departed: Became a free agent following the 2003-04 season

YEAR	G	GS	MIN	FG	FGA	PCT	3FG	3FGA	PCT	FT	FTA	PCT	OFF	DEF	TOT	AST	PF	DQ	STL	TO	BLK	PTS	RPG	APG	PPG
2001-02	35	0	196	27	85	.318	5	17	.294	5	10	.500	10	6	16	8	26	0	7	8	1	64	0.5	0.2	1.8
2002-03	17	0	69	9	27	.333	1	6	.167	5	6	.833	0	4	4	2	8	0	3	5	1	24	0.2	0.1	1.4
2003-04	56	0	434	65	175	.371	19	52	.365	2	4	.500	12	31	43	14	49	0	12	24	2	151	0.8	0.3	2.7
<b>TOTALS</b>	<b>108</b>	<b>0</b>	<b>699</b>	<b>101</b>	<b>287</b>	<b>.352</b>	<b>25</b>	<b>75</b>	<b>.333</b>	<b>12</b>	<b>20</b>	<b>.600</b>	<b>22</b>	<b>41</b>	<b>63</b>	<b>24</b>	<b>83</b>	<b>0</b>	<b>22</b>	<b>37</b>	<b>4</b>	<b>239</b>	<b>0.6</b>	<b>0.2</b>	<b>2.2</b>

PLAYOFFS	G	GS	MIN	FG	FGA	PCT	3PM	3PA	PCT	FT	FTA	PCT	OFF	DEF	TOT	AST	PF	DQ	STL	TO	BLK	PTS	RPG	APG	PPG
2004	8	0	32	3	12	.250	0	1	.000	0	0	.000	1	1	2	3	4	0	1	0	0	6	0.3	0.4	0.8

**ARMSTRONG, DARRELL** G 6'1" 180 6/22/1968 FAYETTEVILLE STATE

Acquired: Signed as a free agent on October 5, 2007  
Departed: Became a free agent following the 2007-08 season

YEAR	G	GS	MIN	FG	FGA	PCT	3FG	3FGA	PCT	FT	FTA	PCT	OFF	DEF	TOT	AST	PF	DQ	STL	TO	BLK	PTS	RPG	APG	PPG
2007-08	50	2	549	40	110	.364	23	69	.333	20	30	.667	17	50	67	73	53	0	28	41	2	123	1.3	1.5	2.5

**ASKEW, VINCENT** G/F 6'6" 235 2/28/1966 MEMPHIS STATE

Acquired: From Seattle for Greg Graham on July 16, 1996  
Departed: Traded to Indiana for Reggie Williams on November 4, 1996

YEAR	G	GS	MIN	FG	FGA	PCT	3FG	3FGA	PCT	FT	FTA	PCT	OFF	DEF	TOT	AST	PF	DQ	STL	TO	BLK	PTS	RPG	APG	PPG
1996-97	1	0	7	0	0	---	0	0	---	0	0	---	0	0	0	0	1	0	0	0	0	0	--	--	--

**AVERITT, WILLIAM** G 6'2" 175 7/22/1952 PEPPERDINE

Acquired: From Buffalo for cash on September 16, 1977  
Departed: Waived on December 12, 1977

YEAR	G	GS	MIN	FG	FGA	PCT	3FG	3FGA	PCT	FT	FTA	PCT	OFF	DEF	TOT	AST	PF	DQ	STL	TO	BLK	PTS	RPG	APG	PPG
1977-78	21	5	409	69	188	.367	0	0	---	36	45	.800	7	26	33	68	37	1	17	55	1	174	1.6	3.2	8.3

**BAGLEY, JOHN** G 6'0" 195 4/23/1960 BOSTON COLLEGE

Acquired: From Cleveland along with Keith Lee for Darryl Dawkins and James Bailey on October 8, 1987  
Departed: Traded to Boston for 1991 and 1993 second-round draft picks on October 5, 1989

YEAR	G	GS	MIN	FG	FGA	PCT	3FG	3FGA	PCT	FT	FTA	PCT	OFF	DEF	TOT	AST	PF	DQ	STL	TO	BLK	PTS	RPG	APG	PPG
1987-88	82	74	2774	393	896	.439	47	161	.292	148	180	.822	61	196	257	479	162	0	110	201	10	981	3.1	5.8	12.0
1988-89	68	20	1642	200	481	.416	11	54	.204	89	123	.724	36	108	144	391	117	0	72	159	5	500	2.1	5.8	7.4
<b>TOTALS</b>	<b>150</b>	<b>94</b>	<b>4416</b>	<b>593</b>	<b>1377</b>	<b>.431</b>	<b>58</b>	<b>215</b>	<b>.270</b>	<b>237</b>	<b>303</b>	<b>.782</b>	<b>97</b>	<b>304</b>	<b>401</b>	<b>870</b>	<b>279</b>	<b>0</b>	<b>182</b>	<b>360</b>	<b>15</b>	<b>1481</b>	<b>2.7</b>	<b>5.8</b>	<b>9.9</b>



# 2015-16 BROOKLYN NETS MEDIA GUIDE

**BAILEY, JAMES** F 6'9" 220 5/21/1957 RUTGERS

Acquired: From Seattle for Ray Tolbert and a 1984 second-round pick on November 25, 1981

Departed: Traded to Houston for 1983 and 1985 second-round picks on November 10, 1982

Acquired: Signed as a free agent on August 14, 1986

Departed: Traded to Cleveland along with Darryl Dawkins for John Bagley and Keith Lee on October 8, 1987

YEAR	G	GS	MIN	FG	FGA	PCT	3FG	3FGA	PCT	FT	FTA	PCT	OFF	DEF	TOT	AST	PF	DQ	STL	TO	BLK	PTS	RPG	APG	PPG
1981-82	67	0	1288	230	440	.523	0	0	---	133	213	.624	110	233	343	52	228	3	39	120	76	593	5.1	0.8	8.9
1982-83	6	0	50	9	18	.500	0	0	---	2	2	1.000	3	3	6	2	15	0	1	6	1	20	1.0	0.3	3.3
1986-87	34	2	542	112	239	.469	0	0	---	58	80	.725	48	89	137	20	119	5	12	54	23	282	4.0	0.6	8.3
<b>TOTALS</b>	<b>107</b>	<b>2</b>	<b>1880</b>	<b>351</b>	<b>697</b>	<b>.504</b>	<b>0</b>	<b>0</b>	<b>---</b>	<b>193</b>	<b>295</b>	<b>.654</b>	<b>161</b>	<b>325</b>	<b>486</b>	<b>74</b>	<b>362</b>	<b>8</b>	<b>52</b>	<b>180</b>	<b>100</b>	<b>895</b>	<b>4.5</b>	<b>0.7</b>	<b>8.4</b>

PLAYOFFS	G	GS	MIN	FG	FGA	PCT	3FG	3FGA	PCT	FT	FTA	PCT	OFF	DEF	TOT	AST	PF	DQ	STL	TO	BLK	PTS	RPG	APG	PPG
1982	2	0	26	1	3	.333	0	0	---	2	2	1.000	2	4	6	1	5	0	2	3	1	4	3.0	0.5	2.0

**BANTON, MIKE** F 6'9" 200 3/12/1951 ST. JOSEPH'S

Acquired: From Seattle in exchange for the Sonics' 1979 fourth-round draft choice (James Donaldson) and cash on January 27, 1977

Departed: Became a free agent following the 1976-77 season

YEAR	G	GS	MIN	FG	FGA	PCT	3FG	3FGA	PCT	FT	FTA	PCT	OFF	DEF	TOT	AST	PF	DQ	STL	TO	BLK	PTS	RPG	APG	PPG
1976-77	33	18	1114	224	474	.473	0	0	---	166	226	.735	101	184	285	50	120	4	28	0	28	614	8.6	1.5	18.6

**BASSETT, TIM** F 6'8" 225 1/4/1951 GEORGIA

Acquired: From San Diego along with a draft pick for Bob Warren on September 23, 1975

Departed: Waived during the 1979-80 season

YEAR	G	GS	MIN	FG	FGA	PCT	3FG	3FGA	PCT	FT	FTA	PCT	OFF	DEF	TOT	AST	PF	DQ	STL	TO	BLK	PTS	RPG	APG	PPG
1976-77	76	62	2442	293	739	.396	0	0	---	101	177	.571	175	466	641	109	246	10	95	0	53	687	8.4	1.4	9.0
1977-78	65	23	1474	149	384	.388	0	0	---	50	97	.515	142	262	404	63	181	5	62	80	33	348	6.2	1.0	5.4
1978-79	82	6	1508	116	313	.371	0	0	---	89	131	.679	174	244	418	99	219	1	44	103	29	321	5.1	1.2	3.9
1979-80	7	0	92	8	22	.364	0	0	---	8	12	.667	7	11	18	4	14	0	5	4	0	24	2.6	0.6	3.4
<b>TOTALS</b>	<b>230</b>	<b>91</b>	<b>5516</b>	<b>566</b>	<b>1458</b>	<b>.388</b>	<b>0</b>	<b>0</b>	<b>---</b>	<b>248</b>	<b>417</b>	<b>.595</b>	<b>498</b>	<b>983</b>	<b>1481</b>	<b>275</b>	<b>660</b>	<b>16</b>	<b>206</b>	<b>187</b>	<b>115</b>	<b>1380</b>	<b>6.4</b>	<b>1.2</b>	<b>6.0</b>

PLAYOFFS	G	GS	MIN	FG	FGA	PCT	3FG	3FGA	PCT	FT	FTA	PCT	OFF	DEF	TOT	AST	PF	DQ	STL	TO	BLK	PTS	RPG	APG	PPG
1979	2	0	17	2	5	.400	0	0	---	2	2	1.000	2	0	2	0	4	0	0	1	0	6	1.0	0.0	3.0

**BATTIE, TONY** F/C 6'10" 240 11/2/1976 TEXAS TECH

Acquired: From Orlando along with Rafer Alston and Courtney Lee in exchange for Vince Carter on June 25, 2009

Departed: Became a free agent following 2009-10 season

YEAR	G	GS	MIN	FG	FGA	PCT	3FG	3FGA	PCT	FT	FTA	PCT	OFF	DEF	TOT	AST	PF	DQ	STL	TO	BLK	PTS	RPG	APG	PPG
2009-10	15	0	134	14	40	.350	1	4	.250	7	10	.700	4	19	23	3	19	0	4	3	2	36	1.5	0.2	2.4

**BENJAMIN, BENOIT** C 7'0" 265 11/22/1964 CREIGHTON

Acquired: From Los Angeles Lakers for Sam Bowie and a 1998 second-round pick on June 21, 1993

Departed: Selected by Vancouver in the 1995 NBA Expansion Draft on June 24, 1995

YEAR	G	GS	MIN	FG	FGA	PCT	3FG	3FGA	PCT	FT	FTA	PCT	OFF	DEF	TOT	AST	PF	DQ	STL	TO	BLK	PTS	RPG	APG	PPG
1993-94	77	74	1817	283	589	.480	0	0	---	152	214	.710	135	364	499	44	198	0	35	97	90	718	6.5	0.6	9.3
1994-95	61	57	1598	271	531	.510	0	0	---	153	175	.874	94	346	440	38	151	3	23	125	64	675	7.2	0.6	11.1
<b>TOTALS</b>	<b>138</b>	<b>131</b>	<b>3415</b>	<b>554</b>	<b>1120</b>	<b>.495</b>	<b>0</b>	<b>0</b>	<b>---</b>	<b>305</b>	<b>389</b>	<b>.784</b>	<b>229</b>	<b>710</b>	<b>939</b>	<b>82</b>	<b>349</b>	<b>3</b>	<b>58</b>	<b>222</b>	<b>154</b>	<b>1393</b>	<b>6.8</b>	<b>0.6</b>	<b>10.1</b>

PLAYOFFS	G	GS	MIN	FG	FGA	PCT	3FG	3FGA	PCT	FT	FTA	PCT	OFF	DEF	TOT	AST	PF	DQ	STL	TO	BLK	PTS	RPG	APG	PPG
1994	4	4	108	7	17	.412	0	0	---	7	8	.875	5	16	21	1	16	0	2	5	8	21	5.3	0.3	5.3

**BENOIT, DAVID** F 6'8" 220 9/5/1968 ALABAMA

Acquired: Signed as a free agent on August 7, 1996

Departed: Traded along with Kevin Edwards, Yinka Dare and a 1998 first-round draft pick to the Orlando Magic for Rony Seikaly and Brian Evans on February 19, 1998

YEAR	G	GS	MIN	FG	FGA	PCT	3FG	3FGA	PCT	FT	FTA	PCT	OFF	DEF	TOT	AST	PF	DQ	STL	TO	BLK	PTS	RPG	APG	PPG
1997-98	53	0	799	102	269	.379	41	119	.345	37	44	.841	42	99	141	17	120	0	26	39	16	282	2.7	0.3	5.3

**BERRY, WALTER** F 6'8" 215 5/14/1964 ST. JOHN'S

Acquired: From San Antonio for Dallas Comegys on August 29, 1988

Departed: Waived on January 30, 1989

YEAR	G	GS	MIN	FG	FGA	PCT	3FG	3FGA	PCT	FT	FTA	PCT	OFF	DEF	TOT	AST	PF	DQ	STL	TO	BLK	PTS	RPG	APG	PPG
1988-89	29	17	556	108	231	.468	0	0	---	43	63	.683	32	83	115	20	69	0	10	40	13	259	4.0	0.7	8.9

**BEST, TRAVIS** G 5'11" 182 12/7/1972 GEORGIA TECH

Acquired: Signed as a free agent on October 4, 2004

Departed: Became a free agent following the 2004-05 season

YEAR	G	GS	MIN	FG	FGA	PCT	3FG	3FGA	PCT	FT	FTA	PCT	OFF	DEF	TOT	AST	PF	DQ	STL	TO	BLK	PTS	RPG	APG	PPG
2004-05	76	6	1461	190	452	.420	26	85	.306	108	122	.885	19	88	107	143	148	3	66	67	9	514	1.4	1.9	6.8
PLAYOFFS	G	GS	MIN	FG	FGA	PCT	3FG	3FGA	PCT	FT	FTA	PCT	OFF	DEF	TOT	AST	PF	DQ	STL	TO	BLK	PTS	RPG	APG	PPG
2005	4	0	82	9	22	.409	1	9	.111	8	9	.889	2	4	6	9	9	0	1	3	0	27	1.5	2.3	6.8



# 2015-16 BROOKLYN NETS MEDIA GUIDE

## BIRDSONG, OTIS G 6'4" 195 9/12/1955 HOUSTON

Acquired: From Kansas City along with a 1981 second-round pick for Cliff Robinson on June 8, 1981  
Departed: Waived on August 31, 1988

YEAR	G	GS	MIN	FG	FGA	PCT	3FG	3FGA	PCT	FT	FTA	PCT	OFF	DEF	TOT	AST	PF	DQ	STL	TO	BLK	PTS	RPG	APG	PPG
1981-82	37	22	1025	225	480	.469	0	10	.000	74	127	.583	30	67	97	124	74	0	30	64	5	524	2.6	3.4	14.2
1982-83	62	54	1885	426	834	.511	2	6	.333	82	145	.566	53	97	150	239	155	0	85	114	16	936	2.4	3.9	15.1
1983-84	69	57	2168	583	1147	.508	5	20	.205	194	319	.608	74	96	170	266	180	2	86	170	17	1365	2.5	3.9	19.8
1984-85	56	45	1842	495	968	.511	4	21	.190	161	259	.622	60	88	148	232	145	1	84	117	7	1155	2.6	4.1	20.6
1985-86	77	74	2395	542	1056	.513	8	22	.364	122	210	.581	88	114	202	261	228	8	85	179	17	1214	2.6	3.4	15.8
1986-87	7	6	127	19	42	.452	0	1	.000	6	9	.667	3	4	7	17	16	0	3	9	0	44	1.0	2.4	6.3
1987-88	67	59	1882	337	736	.458	9	25	.360	47	92	.511	73	94	167	222	143	2	54	129	11	730	2.5	3.3	10.9
TOTALS	375	317	11324	2627	5263	.499	28	105	.267	686	1161	.591	381	560	941	1361	941	13	427	782	73	5968	2.5	3.6	15.9

PLAYOFFS	G	GS	MIN	FG	FGA	PCT	3FG	3FGA	PCT	FT	FTA	PCT	OFF	DEF	TOT	AST	PF	DQ	STL	TO	BLK	PTS	RPG	APG	PPG
1983	2	0	37	6	16	.375	0	1	.000	1	2	.500	1	1	2	9	3	0	3	1	0	13	1.0	4.5	6.5
1984	11	11	387	71	171	.415	0	1	.000	25	48	.521	7	19	26	41	38	0	20	22	1	167	2.4	3.7	15.2
1986	3	3	132	29	55	.527	0	3	.000	11	19	.579	5	7	12	10	14	0	6	9	3	69	4.0	3.3	23.0
TOTALS	16	14	556	106	242	.438	0	5	.000	37	69	.536	13	27	40	60	55	0	29	32	4	249	2.5	3.8	15.6

## BLATCHE, ANDRAY C 6'11" 260 8/22/1986 SOUTH KENT SCHOOL (CT)

Acquired: Signed as free agent September 12, 2012  
Departed: Became a free agent following 2013-14 season

YEAR	G	GS	MIN	FG	FGA	PCT	3FG	3FGA	PCT	FT	FTA	PCT	OFF	DEF	TOT	AST	PF	DQ	STL	TO	BLK	PTS	RPG	APG	PPG
2012-13	82	8	1555	346	676	.512	3	22	.136	148	216	.685	161	256	417	85	163	1	86	123	54	843	5.1	1.0	10.3
2013-14	73	7	1618	321	674	.476	15	54	.278	164	221	.742	120	270	390	112	166	0	75	110	38	821	5.3	1.5	11.2
TOTALS	155	15	3173	667	1350	.494	18	76	.237	312	437	.714	281	526	807	197	328	1	161	233	92	1664	5.2	1.3	10.7

PLAYOFFS	G	GS	MIN	FG	FGA	PCT	3FG	3FGA	PCT	FT	FTA	PCT	OFF	DEF	TOT	AST	PF	DQ	STL	TO	BLK	PTS	RPG	APG	PPG
2013	7	0	138	29	58	.500	0	0	---	14	17	.824	10	24	34	9	14	0	2	5	3	72	4.9	1.3	10.3
2014	12	0	172	26	58	.448	0	2	.000	25	30	.833	25	35	60	4	22	0	6	10	2	77	5.0	0.3	6.4
TOTALS	19	0	310	55	116	.474	0	2	.000	39	47	.830	35	59	94	13	36	0	8	15	5	149	4.9	0.7	7.8

## BLAYLOCK, MOOKIE G 6'1" 185 3/20/1967 OKLAHOMA

Acquired: Selected by New Jersey in the first round (12th overall pick) of the 1989 NBA Draft  
Departed: Traded to Atlanta along with Roy Hinson for Rumeal Robinson on November 3, 1992

YEAR	G	GS	MIN	FG	FGA	PCT	3FG	3FGA	PCT	FT	FTA	PCT	OFF	DEF	TOT	AST	PF	DQ	STL	TO	BLK	PTS	RPG	APG	PPG
1989-90	50	17	1267	212	571	.371	18	80	.225	63	81	.778	42	98	140	210	110	0	82	111	14	505	2.8	4.2	10.1
1990-91	72	70	2585	423	1039	.407	14	91	.154	139	176	.790	67	182	249	441	180	0	169	207	40	1017	3.5	6.1	14.1
1991-92	72	67	2548	429	993	.432	12	54	.222	126	177	.712	101	168	269	492	182	1	170	152	40	996	3.7	6.8	13.8
TOTALS	194	154	6400	1064	2603	.409	44	225	.196	328	434	.756	210	448	658	1143	472	1	421	470	94	2518	3.4	5.9	13.0

PLAYOFFS	G	GS	MIN	FG	FGA	PCT	3FG	3FGA	PCT	FT	FTA	PCT	OFF	DEF	TOT	AST	PF	DQ	STL	TO	BLK	PTS	RPG	APG	PPG
1992	4	4	148	17	55	.309	1	6	.167	3	4	.750	5	11	16	31	16	0	15	7	2	38	4.0	7.8	9.5

## BOGANS, KEITH G 6'5" 215 5/12/1980 KENTUCKY

Acquired: Signed as a free agent on February 1, 2012  
Departed: Traded to Boston along with Gerald Wallace, Kris Humphries, MarShon Brooks, Kris Joseph, three first round draft picks (2014, 2016 and 2018) and the right to swap first round selections in 2017 in exchange for Kevin Garnett, Jason Terry, D.J. White and a 2017 second round draft pick on July 12, 2013

YEAR	G	GS	MIN	FG	FGA	PCT	3FG	3FGA	PCT	FT	FTA	PCT	OFF	DEF	TOT	AST	PF	DQ	STL	TO	BLK	PTS	RPG	APG	PPG
2011-12	5	1	94	8	21	.381	3	12	.250	2	5	.400	5	6	11	3	15	0	2	3	0	21	2.2	0.6	4.2
2012-13	74	23	1408	108	284	.380	84	245	.343	11	17	.647	16	104	120	76	108	0	28	49	4	311	1.6	1.0	4.2
TOTALS	79	24	1502	116	305	.380	87	257	.339	13	22	.591	21	110	131	79	123	0	30	52	4	332	1.7	1.0	4.2

PLAYOFFS	G	GS	MIN	FG	FGA	PCT	3FG	3FGA	PCT	FT	FTA	PCT	OFF	DEF	TOT	AST	PF	DQ	STL	TO	BLK	PTS	RPG	APG	PPG
2013	2	0	23	0	1	.000	0	1	.000	0	0	.000	0	2	2	2	3	0	0	1	0	0	1.0	1.0	0.0

## BOGDANOVIC, BOJAN G/F 6'8" 216 4/18/1989 CROATIA

Acquired: From Minnesota (via Miami) in exchange for the Nets' 2013 second round draft pick and cash considerations on June 24, 2011

YEAR	G	GS	MIN	FG	FGA	PCT	3FG	3FGA	PCT	FT	FTA	PCT	OFF	DEF	TOT	AST	PF	DQ	STL	TO	BLK	PTS	RPG	APG	PPG
2014-15	78	28	1854	261	576	.453	91	256	.355	87	106	.821	50	163	213	68	104	0	34	78	9	700	2.7	0.9	9.0

PLAYOFFS	G	GS	MIN	FG	FGA	PCT	3FG	3FGA	PCT	FT	FTA	PCT	OFF	DEF	TOT	AST	PF	DQ	STL	TO	BLK	PTS	RPG	APG	PPG
2015	6	5	206	23	59	.390	11	33	.333	5	7	.714	3	20	23	10	12	0	4	8	2	62	3.8	1.7	10.3

## BOONE, JOSH F 6'10" 245 11/21/1984 CONNECTICUT

Acquired: Drafted by New Jersey in the first round (23rd overall pick) in the 2006 NBA Draft  
Departed: Became a free agent following 2009-10 season

YEAR	G	GS	MIN	FG	FGA	PCT	3FG	3FGA	PCT	FT	FTA	PCT	OFF	DEF	TOT	AST	PF	DQ	STL	TO	BLK	PTS	RPG	APG	PPG
2006-07	61	0	669	99	171	.579	0	0	---	56	103	.554	64	112	176	10	94	2	11	33	21	254	2.9	0.2	4.2
2007-08	70	53	1773	238	434	.548	0	0	---	99	217	.456	192	317	509	55	155	1	36	68	61	575	7.3	0.8	8.2
2008-09	62	7	995	113	214	.528	0	0	---	32	85	.376	104	154	258	31	106	0	22	31	48	258	4.2	0.5	4.2
2009-10	63	28	1045	117	223	.525	0	0	---	19	58	.328	124	191	315	29	111	0	30	37	48	253	5.0	0.5	4.0
TOTALS	256	88	4482	567	1042	.544	0	0	---	206	463	.445	484	774	1258	125	466	3	99	169	178	1340	4.9	0.5	5.2

PLAYOFFS	G	GS	MIN	FG	FGA	PCT	3FG	3FGA	PCT	FT	FTA	PCT	OFF	DEF	TOT	AST	PF	DQ	STL	TO	BLK	PTS	RPG	APG	PPG
2007	12	0	118	12	24	.500	0	0	---	12	24	.500	7	12	19	3	16	0	1	3	3	36	1.6	0.3	3.0



# 2015-16 BROOKLYN NETS MEDIA GUIDE

**BOWIE, SAM** C 6'1" 260 3/17/1961 KENTUCKY

Acquired: From Portland along with a 1989 first-round pick for Buck Williams on June 24, 1989

Departed: Traded to Los Angeles Lakers along with a 1998 second-round pick for Benoit Benjamin on June 21, 1993

YEAR	G	GS	MIN	FG	FGA	PCT	3FG	3FGA	PCT	FT	FTA	PCT	OFF	DEF	TOT	AST	PF	DQ	STL	TO	BLK	PTS	RPG	APG	PPG
1989-90	68	54	2207	347	834	.416	10	31	.323	294	379	.776	206	484	690	91	211	5	38	125	121	998	10.1	1.3	14.7
1990-91	62	51	1916	314	723	.434	4	22	.182	169	231	.732	176	304	480	147	175	4	43	141	90	801	7.7	2.4	12.9
1991-92	71	61	2179	421	947	.445	8	25	.302	212	280	.757	203	375	578	186	212	2	41	150	120	1062	8.1	2.6	15.0
1992-93	79	65	2092	287	638	.450	2	6	.333	141	181	.779	158	398	556	127	226	3	32	120	128	717	7.0	1.6	9.1
TOTALS	280	231	8394	1369	3142	.436	24	84	.286	816	1071	.762	743	1561	2304	551	824	14	154	536	459	3578	8.2	2.0	12.8
PLAYOFFS	G	GS	MIN	FG	FGA	PCT	3FG	3FGA	PCT	FT	FTA	PCT	OFF	DEF	TOT	AST	PF	DQ	STL	TO	BLK	PTS	RPG	APG	PPG
1992	4	4	112	14	33	.424	1	2	.500	8	12	.667	8	11	19	9	19	0	3	5	3	37	4.8	2.3	9.3
1993	3	3	71	4	9	.444	0	0	---	2	2	1.000	2	10	12	2	9	0	6	4	1	10	4.0	0.7	3.3
TOTALS	7	7	183	18	42	.429	1	2	.500	10	14	.714	10	21	31	11	28	0	9	9	4	47	4.4	1.6	6.7

**BOYKINS, EARL** G 5'5" 135 2/6/1976 EASTERN MICHIGAN

Acquired: Signed as a free agent on January 2, 1999

Departed: Waived on February 19, 1999

YEAR	G	GS	MIN	FG	FGA	PCT	3FG	3FGA	PCT	FT	FTA	PCT	OFF	DEF	TOT	AST	PF	DQ	STL	TO	BLK	PTS	RPG	APG	PPG
1998-99	5	0	51	10	21	.476	1	5	.200	0	0	---	1	3	4	6	3	0	1	7	0	21	0.8	1.2	4.2

**BOYNES, WINFORD** F 6'6" 185 5/17/1957 SAN FRANCISCO

Acquired: Selected by New Jersey in the first-round (13th overall pick) in the 1978 NBA Draft

Departed: Selected by Dallas in the 1980 NBA Expansion Draft

YEAR	G	GS	MIN	FG	FGA	PCT	3FG	3FGA	PCT	FT	FTA	PCT	OFF	DEF	TOT	AST	PF	DQ	STL	TO	BLK	PTS	RPG	APG	PPG
1978-79	69	10	1176	256	595	.430	0	0	---	133	169	.787	60	95	155	75	117	1	43	119	7	645	2.2	1.1	9.3
1979-80	64	0	1102	221	467	.473	0	4	.000	104	136	.765	51	82	133	95	132	1	59	96	19	546	2.1	1.5	8.5
TOTALS	133	10	2278	477	1062	.449	0	4	.000	237	305	.777	111	177	288	170	249	2	102	215	26	1191	2.2	1.3	9.0
PLAYOFFS	G	GS	MIN	FG	FGA	PCT	3FG	3FGA	PCT	FT	FTA	PCT	OFF	DEF	TOT	AST	PF	DQ	STL	TO	BLK	PTS	RPG	APG	PPG
1979	DNP																								

**BRADLEY, SHAWN** C 7'6" 245 3/22/1972 BYU

Acquired: From Philadelphia along with Greg Graham and Tim Perry for Derrick Coleman, Rex Walters and Sean Higgins on November 30, 1995

Departed: Traded to Dallas along with Ed O'Bannon, Khalid Reeves and Robert Pack for Jim Jackson, Sam Cassell, Eric Montross, Chris Gatling and George McCloud on February 17, 1997

YEAR	G	GS	MIN	FG	FGA	PCT	3FG	3FGA	PCT	FT	FTA	PCT	OFF	DEF	TOT	AST	PF	DQ	STL	TO	BLK	PTS	RPG	APG	PPG
1995-96	67	57	1995	344	776	.443	1	4	.250	150	221	.679	187	345	532	55	244	5	41	148	250	839	7.9	0.8	12.5
1996-97	40	38	1228	199	456	.436	0	5	.000	81	122	.664	118	207	325	20	122	4	23	64	160	479	8.1	0.5	12.0
TOTALS	107	95	3223	543	1232	.441	1	9	.111	231	343	.673	305	552	857	75	366	9	64	212	410	1318	8.0	0.7	12.3

**BRADLEY, DUDLEY** F 6'6" 195 3/19/1957 NORTH CAROLINA

Acquired: Signed as a free agent on December 15, 1987

Departed: Became a free agent following the 1987-88 season

YEAR	G	GS	MIN	FG	FGA	PCT	3FG	3FGA	PCT	FT	FTA	PCT	OFF	DEF	TOT	AST	PF	DQ	STL	TO	BLK	PTS	RPG	APG	PPG
1987-88	63	15	1432	156	364	.429	37	101	.366	74	97	.763	25	101	126	150	170	1	114	88	43	423	2.0	2.4	6.7

**BRANCH, ADRIAN** F 6'8" 185 11/17/1963 MARYLAND

Acquired: From Los Angeles Lakers for cash on November 5, 1987

Departed: Waived on December 22, 1987

YEAR	G	GS	MIN	FG	FGA	PCT	3FG	3FGA	PCT	FT	FTA	PCT	OFF	DEF	TOT	AST	PF	DQ	STL	TO	BLK	PTS	RPG	APG	PPG
1987-88	20	3	308	56	134	.418	1	5	.200	20	23	.870	20	28	48	16	41	1	16	29	11	133	2.4	0.8	6.7

**BREWER, RON** G 6'4" 180 9/16/1955 ARKANSAS

Acquired: Signed as a free agent on March 21, 1985

Departed: Waived on October 22, 1985

YEAR	G	GS	MIN	FG	FGA	PCT	3FG	3FGA	PCT	FT	FTA	PCT	OFF	DEF	TOT	AST	PF	DQ	STL	TO	BLK	PTS	RPG	APG	PPG
1984-85	11	0	245	49	84	.583	0	2	.000	16	18	.889	8	10	18	11	15	0	5	5	5	114	1.6	1.0	10.4
PLAYOFFS	G	GS	MIN	FG	FGA	PCT	3FG	3FGA	PCT	FT	FTA	PCT	OFF	DEF	TOT	AST	PF	DQ	STL	TO	BLK	PTS	RPG	APG	PPG
1985	3	0	93	15	30	.500	0	1	.000	6	8	.750	1	4	5	5	7	0	3	3	0	36	1.7	1.7	12.0

**BROOKS, MARSHON** G 6'5" 200 1/26/1989 PROVIDENCE

Acquired: From Boston, June 23, 2011

Departed: Traded to Boston along with Gerald Wallace, Kris Humphries, Keith Bogans, Kris Joseph, three first round draft picks (2014, 2016 and 2018) and the right to swap first round selections in 2017 in exchange for Kevin Garnett, Jason Terry, D.J. White and a 2017 second round draft pick on July 12, 2013

YEAR	G	GS	MIN	FG	FGA	PCT	3FG	3FGA	PCT	FT	FTA	PCT	OFF	DEF	TOT	AST	PF	DQ	STL	TO	BLK	PTS	RPG	APG	PPG
2011-12	56	47	1648	274	640	.428	47	150	.313	113	148	.764	70	130	200	131	116	0	52	118	15	708	3.6	2.3	12.6
2012-13	73	2	912	155	335	.463	15	55	.273	69	94	.734	32	72	104	76	93	0	34	69	16	394	1.4	1.0	5.4
TOTALS	129	49	2560	429	975	.440	62	205	.302	182	242	.752	102	202	304	207	209	0	86	187	31	1102	2.4	1.6	8.5
PLAYOFFS	G	GS	MIN	FG	FGA	PCT	3FG	3FGA	PCT	FT	FTA	PCT	OFF	DEF	TOT	AST	PF	DQ	STL	TO	BLK	PTS	RPG	APG	PPG
2013	7	0	40	3	8	.375	0	1	.000	2	2	1.000	1	4	5	3	3	0	0	3	0	8	0.7	0.4	1.1





# 2015-16 BROOKLYN NETS MEDIA GUIDE

**BROWN, CHUCKY** F 6'8" 215 2/29/1968 NORTH CAROLINA STATE

Acquired: Signed as a free agent on October 7, 1992  
Departed: Became a free agent following the 1992-93 season

YEAR	G	GS	MIN	FG	FGA	PCT	3FG	3FGA	PCT	FT	FTA	PCT	OFF	DEF	TOT	AST	PF	DQ	STL	TO	BLK	PTS	RPG	APG	PPG
1992-93	77	20	1186	160	331	.483	0	5	.000	71	98	.724	88	144	232	51	112	0	20	56	24	391	3.0	0.7	5.1
PLAYOFFS	G	GS	MIN	FG	FGA	PCT	3FG	3FGA	PCT	FT	FTA	PCT	OFF	DEF	TOT	AST	PF	DQ	STL	TO	BLK	PTS	RPG	APG	PPG
1993	4	0	62	9	22	.409	0	0	---	6	7	.857	3	6	9	1	2	0	3	2	3	24	2.3	0.3	6.0

**BROWN, DAMONE** F 6'8" 202 6/28/1979 SYRACUSE

Acquired: Signed as a free agent on September 30, 2003  
Departed: Waived on December 22, 2003

YEAR	G	GS	MIN	FG	FGA	PCT	3FG	3FGA	PCT	FT	FTA	PCT	OFF	DEF	TOT	AST	PF	DQ	STL	TO	BLK	PTS	RPG	APG	PPG
2003-04	3	0	17	1	10	.100	0	0	---	1	2	.500	3	2	5	0	2	0	2	1	0	3	1.7	0.0	1.0

**BROWN, MARKEL** G 6'3" 190 1/29/1992 OKLAHOMA STATE

Acquired: From Minnesota in exchange for cash considerations on June 26, 2014

YEAR	G	GS	MIN	FG	FGA	PCT	3FG	3FGA	PCT	FT	FTA	PCT	OFF	DEF	TOT	AST	PF	DQ	STL	TO	BLK	PTS	RPG	APG	PPG
2014-15	47	29	781	76	210	.362	17	64	.266	47	57	.825	16	91	107	39	57	0	31	27	12	216	2.3	0.8	4.6
PLAYOFFS	G	GS	MIN	FG	FGA	PCT	3FG	3FGA	PCT	FT	FTA	PCT	OFF	DEF	TOT	AST	PF	DQ	STL	TO	BLK	PTS	RPG	APG	PPG
2015	2	1	10	2	5	.400	0	2	.000	2	2	1.000	2	0	2	1	0	0	0	2	0	6	1.0	0.5	3.0

**BROWN, PJ** F 6'11" 240 10/14/1969 LOUISIANA TECH

Acquired: Selected in the second-round (29th overall pick) in the 1992 NBA Draft  
Departed: Became a free agent following the 1995-96 season

YEAR	G	GS	MIN	FG	FGA	PCT	3FG	3FGA	PCT	FT	FTA	PCT	OFF	DEF	TOT	AST	PF	DQ	STL	TO	BLK	PTS	RPG	APG	PPG
1993-94	79	54	1950	167	402	.415	1	6	.167	115	152	.757	188	305	493	93	177	1	71	72	93	450	6.2	1.2	5.7
1994-95	80	63	2466	254	570	.446	4	24	.167	139	207	.671	178	309	487	135	262	8	69	80	135	651	6.1	1.7	8.1
1995-96	81	81	2942	354	789	.449	3	15	.200	204	265	.770	215	345	560	165	249	5	79	133	100	915	6.9	2.0	11.3
TOTALS	240	198	7358	775	1761	.440	8	45	.178	458	624	.734	581	959	1540	393	688	14	219	285	328	2016	6.4	1.6	8.4
PLAYOFFS	G	GS	MIN	FG	FGA	PCT	3FG	3FGA	PCT	FT	FTA	PCT	OFF	DEF	TOT	AST	PF	DQ	STL	TO	BLK	PTS	RPG	APG	PPG
1994	4	1	56	2	9	.222	0	0	---	8	8	1.000	4	4	8	3	13	0	0	3	2	12	2.0	0.8	3.0

**BROWN, TONY** G 6'6" 200 7/29/1960 ARKANSAS

Acquired: Signed as a free agent on September 3, 1986  
Departed: Traded to Houston along with Frank Johnson, Tim McCormick and Lorenzo Romar for Joe Barry Carrol and Lester Conner on November 2, 1988

YEAR	G	GS	MIN	FG	FGA	PCT	3FG	3FGA	PCT	FT	FTA	PCT	OFF	DEF	TOT	AST	PF	DQ	STL	TO	BLK	PTS	RPG	APG	PPG
1986-87	77	67	2339	358	810	.442	5	20	.250	152	206	.738	84	135	219	259	273	12	89	153	14	873	2.8	3.4	11.3

**BRUNDY, STANLEY** F 6'6" 210 11/13/1967 DEPAUL

Acquired: Selected in the second-round (32nd overall pick) in the 1989 NBA Draft  
Departed: Became a free agent following the 1989-90 season

YEAR	G	GS	MIN	FG	FGA	PCT	3FG	3FGA	PCT	FT	FTA	PCT	OFF	DEF	TOT	AST	PF	DQ	STL	TO	BLK	PTS	RPG	APG	PPG
1989-90	16	0	128	15	30	.500	0	0	---	7	18	.389	15	11	26	3	24	0	6	6	5	37	1.6	0.2	2.3

**BUECHLER, JUD** F 6'6" 220 6/19/1968 ARIZONA

Acquired: From Seattle in exchange for New Jersey's agreement not to select Dennis Scott in the 1990 NBA Draft  
Departed: Waived on November 12, 1991

YEAR	G	GS	MIN	FG	FGA	PCT	3FG	3FGA	PCT	FT	FTA	PCT	OFF	DEF	TOT	AST	PF	DQ	STL	TO	BLK	PTS	RPG	APG	PPG
1990-91	74	10	859	94	226	.416	1	4	.250	43	66	.652	61	80	141	51	79	0	33	26	15	232	1.9	0.7	3.1
1991-92	2	0	29	4	8	.500	0	0	.000	0	0	---	2	0	2	2	0	0	2	1	1	8	1.0	1.0	4.0
TOTALS	76	10	888	98	234	.419	1	4	.250	43	66	.652	63	80	143	53	81	0	35	27	16	240	1.9	0.7	3.2

**BUFORD, RODNEY** G/F 6'5" 195 2/11/1977 CREIGHTON

Acquired: Signed as a free agent on July 29, 2004  
Departed: Became a free agent following the 2004-05 season

YEAR	G	GS	MIN	FG	FGA	PCT	3FG	3FGA	PCT	FT	FTA	PCT	OFF	DEF	TOT	AST	PF	DQ	STL	TO	BLK	PTS	RPG	APG	PPG
2004-05	64	17	1313	187	489	.382	34	108	.315	37	45	.822	33	156	189	63	101	1	40	35	4	445	3.0	1.0	7.0
PLAYOFFS	G	GS	MIN	FG	FGA	PCT	3FG	3FGA	PCT	FT	FTA	PCT	OFF	DEF	TOT	AST	PF	DQ	STL	TO	BLK	PTS	RPG	APG	PPG
2005	3	0	4	0	0	---	0	0	---	0	0	---	0	0	0	0	0	0	0	0	0	0	0.0	0.0	0.0

**BURNS, DAVID** G 6'2" 180 3/7/1958 ST. LOUIS

Acquired: Selected in the third-round (49th overall pick) in the 1981 NBA Draft  
Departed: Waived on November 10, 1981

YEAR	G	GS	MIN	FG	FGA	PCT	3FG	3FGA	PCT	FT	FTA	PCT	OFF	DEF	TOT	AST	PF	DQ	STL	TO	BLK	PTS	RPG	APG	PPG
1981-82	3	0	34	2	5	.400	0	0	---	3	6	.500	0	2	2	4	4	0	1	5	0	7	0.7	1.3	2.3

**BURRELL, SCOTT** G/F 6'7" 218 12/1/1971 CONNECTICUT

Acquired: Signed as a free agent on February 3, 1999  
Departed: Became a free agent following the 1999-00 season

YEAR	G	GS	MIN	FG	FGA	PCT	3FG	3FGA	PCT	FT	FTA	PCT	OFF	DEF	TOT	AST	PF	DQ	STL	TO	BLK	PTS	RPG	APG	PPG
1998-99	32	10	706	75	208	.361	28	72	.389	34	42	.810	32	87	119	45	82	2	40	23	11	212	3.7	1.4	6.6
1999-00	74	9	1336	165	419	.394	82	232	.353	39	50	.780	65	191	256	72	173	1	67	38	44	451	3.5	1.0	6.1
TOTALS	106	19	2042	240	627	.383	110	304	.362	73	92	.793	97	278	375	117	255	3	107	61	55	663	3.5	1.1	6.3



# 2015-16 BROOKLYN NETS MEDIA GUIDE

**CAGE, MICHAEL** C 6'9" 248 1/28/1962 SAN DIEGO STATE

Acquired: From Philadelphia along with Lucius Harris, Don MacLean and the draft rights to Keith Van Horn for Jim Jackson, Eric Montross, Anthony Parker and the draft rights to Tim Thomas on June 27, 1997

Departed: Traded to Seattle along with Don MacLean for Jim McIlvaine on January 21, 1999

Acquired: Signed as a free agent on September 14, 1999

Departed: Waived on February 14, 2000

YEAR	G	GS	MIN	FG	FGA	PCT	3FG	3FGA	PCT	FT	FTA	PCT	OFF	DEF	TOT	AST	PF	DQ	STL	TO	BLK	PTS	RPG	APG	PPG
1997-98	79	17	1201	43	84	.512	0	1	.000	20	36	.556	115	193	308	32	105	1	45	23	44	106	3.9	0.4	1.3
1999-00	20	7	242	12	24	.500	0	0	---	3	3	1.000	33	48	81	9	30	0	8	4	8	27	4.1	0.5	1.4
<b>TOTALS</b>	<b>99</b>	<b>24</b>	<b>1443</b>	<b>55</b>	<b>108</b>	<b>.509</b>	<b>0</b>	<b>1</b>	<b>.000</b>	<b>23</b>	<b>39</b>	<b>.590</b>	<b>148</b>	<b>241</b>	<b>389</b>	<b>41</b>	<b>135</b>	<b>1</b>	<b>53</b>	<b>27</b>	<b>52</b>	<b>133</b>	<b>3.9</b>	<b>0.4</b>	<b>1.3</b>

PLAYOFFS	G	GS	MIN	FG	FGA	PCT	3PM	3PA	PCT	FT	FTA	PCT	OFF	DEF	TOT	AST	PF	DQ	STL	TO	BLK	PTS	RPG	APG	PPG
1998	DNP	COACH'S DECISION																							

**CALDWELL, ADRIAN** F/C 6'8" 225 7/4/1966 LAMAR

Acquired: Signed as a free agent on September 24, 1996

Departed: Waived on December 27, 1996

YEAR	G	GS	MIN	FG	FGA	PCT	3FG	3FGA	PCT	FT	FTA	PCT	OFF	DEF	TOT	AST	PF	DQ	STL	TO	BLK	PTS	RPG	APG	PPG
1996-97	18	0	204	10	35	.286	0	2	.000	9	17	.529	20	36	56	5	27	0	8	12	1	29	3.1	0.3	1.6

**CAMPBELL, ELDEN** C 7'0" 279 7/23/1969 CLEMSON

Acquired: Claimed off waivers on January 28, 2005

Departed: Waived on March 1, 2005

YEAR	G	GS	MIN	FG	FGA	PCT	3FG	3FGA	PCT	FT	FTA	PCT	OFF	DEF	TOT	AST	PF	DQ	STL	TO	BLK	PTS	RPG	APG	PPG
2004-05	10	0	50	0	7	.000	0	0	---	2	4	.500	3	8	11	3	10	0	0	1	1	2	1.1	0.3	0.2

**CARLISLE, RICK** G 6'5" 210 10/27/1959 VIRGINIA

Acquired: Signed as a free agent on October 4, 1989

Departed: Waived on December 1, 1989

YEAR	G	GS	MIN	FG	FGA	PCT	3FG	3FGA	PCT	FT	FTA	PCT	OFF	DEF	TOT	AST	PF	DQ	STL	TO	BLK	PTS	RPG	APG	PPG
1989-90	5	0	21	1	7	.143	0	3	.000	0	0	---	0	0	0	5	7	0	1	4	1	2	0.0	1.0	0.4

**CARR, CHRIS** G 6'6" 220 3/12/1974 SOUTHERN ILLINOIS

Acquired: From Minnesota on March 11, 1999 in a three-team deal along with Stephon Marbury and Bill Curley, in which the Nets also received Elliot Perry from Milwaukee; Minnesota received Brian Evans, a 1999 first-round pick and an undisclosed draft pick from New Jersey; Milwaukee sent Terrell Brandon to Minnesota; Minnesota sent Paul Grant to Milwaukee and New Jersey sent Sam Cassell and Chris Gatling to Milwaukee

Departed: Became a free agent following the 1998-99 season

YEAR	G	GS	MIN	FG	FGA	PCT	3FG	3FGA	PCT	FT	FTA	PCT	OFF	DEF	TOT	AST	PF	DQ	STL	TO	BLK	PTS	RPG	APG	PPG
1998-99	28	2	364	67	179	.374	25	66	.379	25	36	.694	23	36	59	16	36	0	7	24	1	184	2.1	0.6	6.6

**CARRINGTON, BOB** F 6'6" 195 7/3/1953 BOSTON COLLEGE

Acquired: Signed as a free agent on August 7, 1977

Departed: Traded along with future considerations to Indiana for John Williamson on January 27, 1978

YEAR	G	GS	MIN	FG	FGA	PCT	3FG	3FGA	PCT	FT	FTA	PCT	OFF	DEF	TOT	AST	PF	DQ	STL	TO	BLK	PTS	RPG	APG	PPG
1977-78	37	25	1032	157	392	.401	0	0	---	72	97	.742	42	70	112	55	132	5	43	66	12	386	3.0	1.5	10.4

**CARROLL, JOE BARRY** C 7'0" 235 7/24/1958 PURDUE

Acquired: From Houston with Lester Conner for Troy Brown, Tim McCormick, Frank Johnson and Lorenzo Romar on November 2, 1988

Departed: Traded to Denver for Michael Cutright and future considerations on February 21, 1990

YEAR	G	GS	MIN	FG	FGA	PCT	3FG	3FGA	PCT	FT	FTA	PCT	OFF	DEF	TOT	AST	PF	DQ	STL	TO	BLK	PTS	RPG	APG	PPG
1988-89	64	62	2220	363	810	.448	0	0	---	176	220	.800	118	355	473	105	193	2	71	143	81	902	7.4	1.6	14.1
1989-90	46	20	1002	159	405	.393	0	2	.000	85	107	.794	82	168	250	43	122	4	19	64	56	403	5.4	0.9	8.8
<b>TOTALS</b>	<b>110</b>	<b>82</b>	<b>2998</b>	<b>522</b>	<b>1215</b>	<b>.430</b>	<b>0</b>	<b>2</b>	<b>.000</b>	<b>261</b>	<b>327</b>	<b>.798</b>	<b>200</b>	<b>523</b>	<b>723</b>	<b>148</b>	<b>315</b>	<b>6</b>	<b>90</b>	<b>207</b>	<b>137</b>	<b>1305</b>	<b>6.6</b>	<b>1.3</b>	<b>11.9</b>

**CARTER, VINCE** G/F 6'6" 220 1/26/1977 NORTH CAROLINA

Acquired: From Toronto in exchange for Aaron Williams, Eric Williams, Alonzo Mourning and two First Round draft picks on December 17, 2004

Departed: Traded to Orlando along with Ryan Anderson for Rafer Atison, Tony Battie and Courtney Lee on June 25, 2009

YEAR	G	GS	MIN	FG	FGA	PCT	3FG	3FGA	PCT	FT	FTA	PCT	OFF	DEF	TOT	AST	PF	DQ	STL	TO	BLK	PTS	RPG	APG	PPG
2004-05	57	56	2220	572	1239	.462	108	254	.425	317	388	.817	78	257	335	266	187	3	84	146	33	1569	5.9	4.7	27.5
2005-06	79	79	2906	653	1518	.430	125	367	.341	480	601	.799	135	327	462	338	235	1	94	213	53	1911	5.8	4.3	24.2
2006-07	82	82	3126	726	1598	.454	156	437	.357	462	576	.802	114	378	492	393	266	2	82	217	30	2070	6.0	4.8	25.2
2007-08	76	72	2959	587	1287	.456	98	273	.359	350	429	.816	112	341	453	389	241	1	93	181	33	1622	6.0	5.1	21.3
2008-09	80	80	2946	588	1345	.437	151	392	.385	335	410	.817	74	336	410	376	234	3	82	166	38	1662	5.1	4.7	20.8
<b>TOTALS</b>	<b>374</b>	<b>369</b>	<b>14157</b>	<b>3126</b>	<b>6987</b>	<b>.447</b>	<b>638</b>	<b>1723</b>	<b>.370</b>	<b>1944</b>	<b>2404</b>	<b>.809</b>	<b>513</b>	<b>1639</b>	<b>2152</b>	<b>1762</b>	<b>1163</b>	<b>10</b>	<b>435</b>	<b>923</b>	<b>187</b>	<b>8834</b>	<b>5.8</b>	<b>4.7</b>	<b>23.6</b>

PLAYOFFS	G	GS	MIN	FG	FGA	PCT	3PM	3PA	PCT	FT	FTA	PCT	OFF	DEF	TOT	AST	PF	DQ	STL	TO	BLK	PTS	RPG	APG	PPG
2005	4	4	179	35	96	.365	6	19	.316	31	36	.861	9	25	34	23	17	0	9	15	0	107	8.5	5.8	26.8
2006	11	11	450	113	244	.463	14	58	.241	86	108	.796	16	61	77	58	34	0	20	26	6	326	7.0	5.3	29.6
2007	12	12	487	93	235	.396	21	54	.389	61	88	.693	17	65	82	64	35	0	11	38	7	268	6.8	5.3	22.3
<b>TOTALS</b>	<b>27</b>	<b>27</b>	<b>1116</b>	<b>241</b>	<b>575</b>	<b>.419</b>	<b>41</b>	<b>131</b>	<b>.313</b>	<b>178</b>	<b>232</b>	<b>.767</b>	<b>42</b>	<b>151</b>	<b>193</b>	<b>145</b>	<b>86</b>	<b>0</b>	<b>40</b>	<b>79</b>	<b>13</b>	<b>701</b>	<b>7.1</b>	<b>5.4</b>	<b>26.0</b>



# 2015-16 BROOKLYN NETS MEDIA GUIDE

**CASSELL, SAM** G 6'3" 195 11/18/1969 FLORIDA STATE

Acquired: From Dallas along with Jim Jackson, Eric Montross, Chris Gatling and George McLeod for Shawn Bradley, Ed O'Bannon, Khalid Reeves and Robert Pack on February 17, 1997

Departed: Traded along with Chris Gatling to Milwaukee in a three-team deal in which Milwaukee also received Paul Grant from Minnesota; Minnesota received Brian Evans, 1999 first-round pick and an undisclosed draft pick from New Jersey; Milwaukee sent Terrell Brandon to Minnesota and Minnesota sent Stephon Marbury, Chris Carr and Bill Curley to New Jersey; New Jersey also received Elliot Perry from Milwaukee on March 11, 1999

YEAR	G	GS	MIN	FG	FGA	PCT	3FG	3FGA	PCT	FT	FTA	PCT	OFF	DEF	TOT	AST	PF	DQ	STL	TO	BLK	PTS	RPG	APG	PPG
1996-97	23	22	777	167	377	.443	47	120	.392	64	77	.831	21	61	82	149	86	3	37	67	7	445	3.6	6.5	19.3
1997-98	75	72	2606	510	1156	.441	15	80	.188	436	507	.860	73	155	228	603	262	5	121	269	20	1471	3.0	8.0	19.6
1998-99	4	3	100	21	49	.429	1	7	.143	29	31	.935	1	5	6	19	13	1	3	12	0	72	1.5	4.8	18.0
<b>TOTALS</b>	<b>102</b>	<b>97</b>	<b>3483</b>	<b>698</b>	<b>1582</b>	<b>.441</b>	<b>63</b>	<b>207</b>	<b>.304</b>	<b>529</b>	<b>615</b>	<b>.860</b>	<b>95</b>	<b>221</b>	<b>316</b>	<b>771</b>	<b>361</b>	<b>9</b>	<b>161</b>	<b>348</b>	<b>27</b>	<b>1988</b>	<b>3.1</b>	<b>7.6</b>	<b>19.5</b>

PLAYOFFS	G	GS	MIN	FG	FGA	PCT	3PM	3PA	PCT	FT	FTA	PCT	OFF	DEF	TOT	AST	PF	DQ	STL	TO	BLK	PTS	RPG	APG	PPG
1998	3	1	26	3	9	.333	0	0	---	0	0	---	1	2	3	5	7	0	0	2	1	6	1.0	1.7	2.0

**CATCHINGS, HARVEY** F/C 6'10" 220 9/2/1951 HARDIN SIMMONS

Acquired: From Philadelphia along with Ralph Simpson and future considerations for Al Skinner and Eric Money on February 7, 1979

Departed: Traded to Milwaukee for John Gianelli and a future draft pick on May 31, 1979

YEAR	G	GS	MIN	FG	FGA	PCT	3FG	3FGA	PCT	FT	FTA	PCT	OFF	DEF	TOT	AST	PF	DQ	STL	TO	BLK	PTS	RPG	APG	PPG
1978-79	31	1	659	74	175	.423	0	0	-	47	61	.770	71	133	204	30	90	2	15	51	56	195	6.6	1.0	6.3

PLAYOFFS	G	GS	MIN	FG	FGA	PCT	3PM	3PA	PCT	FT	FTA	PCT	OFF	DEF	TOT	AST	PF	DQ	STL	TO	BLK	PTS	RPG	APG	PPG
1979	2	0	26	1	6	.167	0	0	---	0	3	.000	5	3	8	1	4	0	0	2	1	2	4.0	0.5	1.0

**CATTAGE, BOBBY** F 6'9" 250 8/17/1958 AUBURN

Acquired: Signed as a free agent on September 17, 1985

Departed: Retired following the 1985-86 season

YEAR	G	GS	MIN	FG	FGA	PCT	3FG	3FGA	PCT	FT	FTA	PCT	OFF	DEF	TOT	AST	PF	DQ	STL	TO	BLK	PTS	RPG	APG	PPG
1985-86	29	1	185	28	83	.337	1	5	.200	35	44	.795	15	19	34	4	23	0	6	13	0	92	1.2	0.1	3.2

PLAYOFFS	G	GS	MIN	FG	FGA	PCT	3PM	3PA	PCT	FT	FTA	PCT	OFF	DEF	TOT	AST	PF	DQ	STL	TO	BLK	PTS	RPG	APG	PPG
1986	DNP- COACH'S DECISION																								

**CAVENALL, RON** C 7'1" 230 4/30/1959 TEXAS SOUTHERN

Acquired: Signed as a free agent on November 23, 1988

Departed: Waived on December 27, 1988

YEAR	G	GS	MIN	FG	FGA	PCT	3FG	3FGA	PCT	FT	FTA	PCT	OFF	DEF	TOT	AST	PF	DQ	STL	TO	BLK	PTS	RPG	APG	PPG
1988-89	5	0	16	2	3	.667	0	0	---	2	5	.400	0	2	2	0	2	0	0	2	2	6	0.4	0.0	1.2

**CHEEKS, MAURICE** G 6'1" 180 9/8/1956 WEST TEXAS STATE

Acquired: Signed as a free agent on January 7, 1993

Departed: Retired following the 1992-93 season

YEAR	G	GS	MIN	FG	FGA	PCT	3FG	3FGA	PCT	FT	FTA	PCT	OFF	DEF	TOT	AST	PF	DQ	STL	TO	BLK	PTS	RPG	APG	PPG
1992-93	35	0	510	51	93	.548	0	2	.000	24	27	.889	5	37	42	107	35	0	33	33	2	126	1.2	3.1	3.6

PLAYOFFS	G	GS	MIN	FG	FGA	PCT	3PM	3PA	PCT	FT	FTA	PCT	OFF	DEF	TOT	AST	PF	DQ	STL	TO	BLK	PTS	RPG	APG	PPG
1993	5	0	82	11	23	.478	0	0	---	0	1	.000	3	3	6	14	3	0	6	7	1	22	1.2	2.8	4.4

**CHILDRESS, JOSH** G 6'8" 210 6/20/1983 STANFORD

Acquired: Signed as a free agent on September 13, 2012

Departed: Waived on December 30, 2012

YEAR	G	GS	MIN	FG	FGA	PCT	3FG	3FGA	PCT	FT	FTA	PCT	OFF	DEF	TOT	AST	PF	DQ	STL	TO	BLK	PTS	RPG	APG	PPG
2012-13	14	0	100	6	21	.286	1	3	.333	1	2	.500	6	9	15	5	3	0	2	11	2	6	1.1	0.4	1.0

**CHILDS, CHRIS** G 6'3" 195 11/20/1967 BOISE STATE

Acquired: Signed as a free agent on July 29, 1994

Departed: Became a free agent following the 1995-96 season

Acquired: Signed as a free agent on August 1, 2002

Departed: Waived on March 7, 2003

YEAR	G	GS	MIN	FG	FGA	PCT	3FG	3FGA	PCT	FT	FTA	PCT	OFF	DEF	TOT	AST	PF	DQ	STL	TO	BLK	PTS	RPG	APG	PPG
1994-95	53	11	1021	106	279	.380	41	125	.328	55	73	.753	14	55	69	219	116	1	42	76	3	308	1.3	4.1	5.8
1995-96	78	54	2408	324	778	.416	95	259	.367	259	304	.852	51	194	245	548	246	3	111	230	8	1002	3.1	7.0	12.8
2002-03	12	0	106	6	20	.300	1	6	.167	2	3	.667	3	2	5	16	17	0	8	6	1	15	0.4	1.3	1.3
<b>TOTALS</b>	<b>143</b>	<b>65</b>	<b>3535</b>	<b>436</b>	<b>1077</b>	<b>.405</b>	<b>137</b>	<b>390</b>	<b>.351</b>	<b>316</b>	<b>380</b>	<b>.832</b>	<b>68</b>	<b>251</b>	<b>319</b>	<b>783</b>	<b>379</b>	<b>4</b>	<b>161</b>	<b>312</b>	<b>12</b>	<b>1325</b>	<b>2.2</b>	<b>5.5</b>	<b>9.3</b>

**CLARK, EARL** F 6'10" 234 1/17/1988 LOUISVILLE

Acquired: Signed to a 10-day contract on March 27, 2015 before signing a multi-year contract on April 6, 2015

Departed: Waived on August 10, 2015

YEAR	G	GS	MIN	FG	FGA	PCT	3FG	3FGA	PCT	FT	FTA	PCT	OFF	DEF	TOT	AST	PF	DQ	STL	TO	BLK	PTS	RPG	APG	PPG
2014-15	10	0	93	11	30	.367	4	14	.286	1	4	.250	1	22	23	3	12	0	3	6	4	27	2.3	0.3	2.7

PLAYOFFS	G	GS	MIN	FG	FGA	PCT	3PM	3PA	PCT	FT	FTA	PCT	OFF	DEF	TOT	AST	PF	DQ	STL	TO	BLK	PTS	RPG	APG	PPG
2015	2	0	13	2	10	.200	2	3	.667	0	0	.000	0	2	2	0	1	0	1	0	0	6	1.0	0.0	3.0

**COLEMAN, BEN** F 6'9" 235 11/14/1961 MARYLAND

Acquired: Signed as a free agent on September 22, 1986

Departed: Traded along with Mike Gminski to Philadelphia for Roy Hinson, Tim McCormick and a 1989 second-round draft pick on January 16, 1988

YEAR	G	GS	MIN	FG	FGA	PCT	3FG	3FGA	PCT	FT	FTA	PCT	OFF	DEF	TOT	AST	PF	DQ	STL	TO	BLK	PTS	RPG	APG	PPG
1986-87	68	7	1029	182	313	.581	0	1	.000	88	121	.727	99	189	288	37	200	7	32	94	31	452	4.2	0.5	6.6
1987-88	27	10	657	116	240	.483	0	2	.000	65	84	.774	58	115	173	39	110	4	28	72	16	297	6.4	1.4	11.0
<b>TOTALS</b>	<b>95</b>	<b>17</b>	<b>1686</b>	<b>298</b>	<b>553</b>	<b>.539</b>	<b>0</b>	<b>3</b>	<b>.000</b>	<b>153</b>	<b>205</b>	<b>.746</b>	<b>157</b>	<b>304</b>	<b>461</b>	<b>76</b>	<b>310</b>	<b>11</b>	<b>60</b>	<b>166</b>	<b>47</b>	<b>749</b>	<b>4.9</b>	<b>0.8</b>	<b>7.9</b>



# 2015-16 BROOKLYN NETS MEDIA GUIDE

## COLEMAN, DERRICK F 6'10" 245 6/21/1967 SYRACUSE

Acquired: Selected in the first-round (1st overall pick) in the 1990 NBA Draft

Departed: Traded along with Rex Walters and Sean Higgins to Philadelphia for Shawn Bradley, Tim Perry and Greg Graham on November 30, 1995

YEAR	G	GS	MIN	FG	FGA	PCT	3FG	3FGA	PCT	FT	FTA	PCT	OFF	DEF	TOT	AST	PF	DQ	STL	TO	BLK	PTS	RPG	APG	PPG
1990-91	74	68	2602	514	1100	.467	13	38	.342	323	442	.731	269	490	759	163	217	3	71	217	99	1364	10.3	2.2	18.4
1991-92	65	58	2207	483	958	.504	23	76	.303	300	393	.763	203	415	618	205	168	2	54	248	98	1289	9.5	3.2	19.8
1992-93	76	73	2759	564	1226	.460	23	99	.232	421	521	.808	247	605	852	276	210	1	92	243	126	1572	11.2	3.6	20.7
1993-94	77	77	2778	541	1209	.447	38	121	.314	439	567	.774	262	608	870	262	209	2	68	208	142	1559	11.3	3.4	20.2
1994-95	56	54	2103	371	875	.424	28	120	.233	376	490	.767	167	424	591	187	162	2	35	172	94	1146	10.6	3.3	20.5
TOTALS	348	330	12449	2473	5368	.461	125	454	.275	1859	2413	.770	1148	2542	3690	1093	966	10	320	1088	559	6930	10.6	3.1	19.9

PLAYOFFS	G	GS	MIN	FG	FGA	PCT	3PM	3PA	PCT	FT	FTA	PCT	OFF	DEF	TOT	AST	PF	DQ	STL	TO	BLK	PTS	RPG	APG	PPG
1992	4	4	162	36	74	.486	1	6	.167	16	21	.762	13	32	45	21	12	0	7	11	4	89	11.3	5.3	22.3
1993	5	5	225	50	94	.532	5	12	.417	29	36	.806	13	54	67	23	18	0	6	13	13	134	13.4	4.6	26.8
1994	4	4	173	27	68	.397	5	9	.556	39	50	.780	19	38	57	10	12	0	2	18	5	98	14.3	2.5	24.5
TOTALS	13	13	560	113	236	.479	11	27	.407	84	107	.785	45	124	169	54	42	0	15	42	22	321	13.0	4.2	24.7

## COLLINS, JASON C 7'0" 260 12/2/1978 STANFORD

Acquired: From Houston along with the draft rights of Richard Jefferson and Brandon Armstrong for the draft rights to Eddie Griffin on June 27, 2001

Departed: Traded to Memphis along with cash considerations in exchange for Stromile Swift on February 4, 2008

Acquired: Signed as a free agent on February 23, 2014

Departed: Became a free agent following the 2013-14 season

YEAR	G	GS	MIN	FG	FGA	PCT	3FG	3FGA	PCT	FT	FTA	PCT	OFF	DEF	TOT	AST	PF	DQ	STL	TO	BLK	PTS	RPG	APG	PPG
2001-02	77	9	1407	117	278	.421	1	2	.500	115	164	.701	132	169	301	81	173	1	29	72	47	350	3.9	1.1	4.5
2002-03	81	66	1900	140	338	.414	0	4	.000	180	236	.763	136	232	368	87	252	4	47	85	44	460	4.5	1.1	5.7
2003-04	78	78	2220	163	384	.424	0	2	.000	136	184	.739	143	257	400	153	251	2	67	97	56	462	5.1	2.0	5.9
2004-05	80	80	2542	186	451	.412	2	6	.333	137	209	.656	153	335	488	105	322	14	71	91	71	511	6.1	1.3	6.4
2005-06	71	70	1895	104	262	.397	3	12	.250	44	86	.512	93	249	342	70	251	7	46	61	40	255	4.8	1.0	3.6
2006-07	80	78	1844	55	151	.364	0	2	.000	59	127	.465	90	226	316	46	273	2	40	73	38	169	4.0	0.6	2.1
2007-08	43	23	684	23	54	.426	0	0	---	14	36	.389	35	54	89	19	110	1	11	23	8	60	2.1	0.4	1.4
2013-14	22	1	172	11	24	.458	0	3	.000	3	4	.750	7	12	19	4	30	0	8	7	1	25	0.9	0.2	1.1
TOTALS	532	405	12666	799	1942	.411	6	31	.194	688	1046	.658	789	1534	2323	565	1662	31	319	509	305	2292	4.4	1.1	4.3

PLAYOFFS	G	GS	MIN	FG	FGA	PCT	3PM	3PA	PCT	FT	FTA	PCT	OFF	DEF	TOT	AST	PF	DQ	STL	TO	BLK	PTS	RPG	APG	PPG
2002	17	0	227	12	33	.364	0	0	---	25	38	.658	24	17	41	7	48	2	5	12	6	49	2.4	0.4	2.9
2003	20	20	529	33	91	.363	0	2	.000	51	61	.836	51	74	125	17	74	2	13	18	12	117	6.3	0.9	5.9
2004	11	11	266	14	38	.368	0	0	---	12	16	.750	18	26	44	17	49	2	3	15	10	40	4.0	1.5	3.6
2005	4	4	128	4	17	.235	0	0	---	3	8	.375	9	17	26	1	19	0	2	5	0	11	6.5	0.3	2.8
2006	11	11	302	9	25	.360	0	0	---	13	22	.591	20	35	55	3	55	3	5	9	2	31	5.0	0.3	2.8
2007	12	12	329	12	21	.571	0	0	---	4	11	.364	16	24	40	2	45	1	7	16	3	28	3.3	0.2	2.3
TOTALS	75	58	1781	84	225	.373	0	2	.000	108	156	.692	138	193	331	47	290	10	35	75	33	276	4.4	0.6	3.7

## COMEGYS, DALLAS F 6'9" 205 8/17/1964 DEPAUL

Acquired: From Atlanta for a 1990 second-round draft pick on November 4, 1987

Departed: Traded to San Antonio for Walter Berry on August 29, 1988

YEAR	G	GS	MIN	FG	FGA	PCT	3FG	3FGA	PCT	FT	FTA	PCT	OFF	DEF	TOT	AST	PF	DQ	STL	TO	BLK	PTS	RPG	APG	PPG
1987-88	75	17	1122	156	363	.430	0	1	.000	106	150	.707	54	164	218	65	175	3	36	116	70	418	2.9	0.9	5.6

## CONNER, LESTER G 6'4" 185 9/17/1959 OREGON STATE

Acquired: From Houston along with Joe Barry Carroll for Tony Brown, Frank Johnson, Tim McCormick and Lorenzo Romar on November 2, 1988

Departed: Traded to Milwaukee for Greg Anderson on January 11, 1991

YEAR	G	GS	MIN	FG	FGA	PCT	3FG	3FGA	PCT	FT	FTA	PCT	OFF	DEF	TOT	AST	PF	DQ	STL	TO	BLK	PTS	RPG	APG	PPG
1988-89	82	63	2532	309	676	.457	13	37	.351	212	269	.788	100	255	355	604	132	1	181	181	5	843	4.3	7.4	10.3
1989-90	82	61	2355	237	573	.414	2	13	.154	172	214	.804	90	175	265	385	182	0	172	138	8	648	3.2	4.7	7.9
1990-91	35	2	489	58	111	.523	0	2	.000	29	42	.690	11	46	57	58	38	0	37	27	1	145	1.6	1.7	4.1
TOTALS	199	126	5376	604	1360	.444	15	52	.288	413	525	.787	201	476	677	1047	352	1	390	346	14	1636	3.4	5.3	8.2

## COOK, DARWIN G 6'3" 185 8/6/1958 PORTLAND

Acquired: Signed as a free agent on July 17, 1980

Departed: Traded to Washington for cash on August 8, 1986

YEAR	G	GS	MIN	FG	FGA	PCT	3FG	3FGA	PCT	FT	FTA	PCT	OFF	DEF	TOT	AST	PF	DQ	STL	TO	BLK	PTS	RPG	APG	PPG
1980-81	81	28	1980	383	819	.468	6	25	.240	132	180	.733	96	140	236	297	197	4	141	176	36	904	2.9	3.7	11.2
1981-82	82	17	2090	387	903	.429	7	31	.226	118	162	.728	52	103	155	319	196	2	146	175	24	899	1.9	3.9	11.0
1982-83	82	47	2625	443	986	.449	8	28	.286	186	242	.769	73	167	240	448	213	2	194	238	48	1080	2.9	5.5	13.2
1983-84	82	31	1870	304	687	.443	11	46	.239	95	126	.754	51	105	156	356	184	3	164	142	36	714	1.9	4.3	8.7
1984-85	58	9	1063	212	453	.468	2	23	.087	47	54	.870	21	71	92	160	96	0	74	75	10	473	1.6	2.8	8.2
1985-86	79	33	1965	267	627	.426	11	53	.208	84	111	.757	51	126	177	390	172	0	156	132	22	629	2.2	4.9	8.0
TOTALS	464	165	11593	1996	4475	.446	45	206	.218	662	875	.757	344	712	1056	1970	1058	11	875	938	176	4699	2.3	4.2	10.1

PLAYOFFS	G	GS	MIN	FG	FGA	PCT	3PM	3PA	PCT	FT	FTA	PCT	OFF	DEF	TOT	AST	PF	DQ	STL	TO	BLK	PTS	RPG	APG	PPG
1982	2	2	86	13	33	.394	0	3	.000	2	6	.333	0	3	3	9	7	0	2	9	2	28	1.5	4.5	14.0
1983	2	2	63	9	27	.333	0	1	.000	2	2	1.000	3	3	6	10	8	0	1	4	0	20	3.0	5.0	10.0
1984	11	0	185	30	82	.366	4	13	.308	17	24	.708	8	10	18	31	26	0	15	21	0	81	1.6	2.8	7.4
1985	1	0	7	3	4	.750	0	0	---	0	0	---	0	0	0	1	2	0	0	2	0	6	0.0	1.0	6.0
1986	3	0	77	13	29	.448	0	4	.000	2	6	.333	3	4	7	17	11	1	5	6	2	28	2.3	5.7	9.3
TOTALS	19	4	418	68	175	.389	4	21	.190	23	38	.605	14	20	34	68	54	1	23	42	4	163	1.8	3.6	8.6

## COOPER, JOE C 6'10" 230 9/1/1957 COLORADO

Acquired: Selected in the fifth-round (95th overall pick) in the 1981 NBA Draft

Departed: Waived on November 3, 1981

YEAR	G	GS	MIN	FG	FGA	PCT	3FG	3FGA	PCT	FT	FTA	PCT	OFF	DEF	TOT	AST	PF	DQ	STL	TO	BLK	PTS	RPG	APG	PPG
1981-82	1	0	11	1	2	.500	0	0	---	0	0	---	1	1	2	0	2	0	0	1	0	2	2.0	0.0	2.0





# 2015-16 BROOKLYN NETS MEDIA GUIDE

**CROW, MARK** F 6'7" 210 10/22/1954 **DUKE**

Acquired: Selected in the sixth-round (111th overall pick) in the 1977 NBA Draft  
Departed: Waived on December 8, 1977

YEAR	G	GS	MIN	FG	FGA	PCT	3FG	3FGA	PCT	FT	FTA	PCT	OFF	DEF	TOT	AST	PF	DQ	STL	TO	BLK	PTS	RPG	APG	PPG
1977-78	15	0	154	35	80	.438	0	0	---	14	14	1.000	14	13	27	8	24	0	5	12	1	84	1.8	0.5	5.6

**CUNNINGHAM, WILLIAM** C 6'11" 250 4/25/1974 **TEMPLE**

Acquired: Signed as a free agent on April 23, 1999  
Departed: Became a free agent following the 1998-99 season

YEAR	G	GS	MIN	FG	FGA	PCT	3FG	3FGA	PCT	FT	FTA	PCT	OFF	DEF	TOT	AST	PF	DQ	STL	TO	BLK	PTS	RPG	APG	PPG
1998-99	15	6	161	3	18	.167	0	0	---	0	0	---	13	15	28	1	30	0	1	5	11	6	1.9	0.1	0.4

**DANIELS, MEL** F 6'9" 225 7/20/1944 **NEW MEXICO**

Acquired: Signed as a free agent on October 9, 1976  
Departed: Waived on December 13, 1976

YEAR	G	GS	MIN	FG	FGA	PCT	3FG	3FGA	PCT	FT	FTA	PCT	OFF	DEF	TOT	AST	PF	DQ	STL	TO	BLK	PTS	RPG	APG	PPG
1976-77	11	0	126	13	35	.371	0	0	---	13	23	.565	10	24	34	6	29	0	3	0	11	39	3.1	0.5	3.5

**DANIELS, LLOYD** G 6'7" 205 9/4/1967 **MOUNT ST. ANTONIO**

Acquired: Signed as a free agent on December 21, 1996  
Departed: Waived on January 6, 1997

YEAR	G	GS	MIN	FG	FGA	PCT	3FG	3FGA	PCT	FT	FTA	PCT	OFF	DEF	TOT	AST	PF	DQ	STL	TO	BLK	PTS	RPG	APG	PPG
1996-97	17	0	282	34	103	.330	19	59	.322	5	6	.833	18	21	39	25	29	0	9	11	3	92	2.3	1.5	5.4

**DARE, YINKA** C 7'0" 265 10/10/1972 **GEORGE WASHINGTON**

Acquired: Selected in the first-round (14th overall pick) in the 1994 NBA Draft  
Departed: Traded along with David Benoit, Kevin Edwards and a 1998 first-round pick to Orlando for Rony Seikaly and Brian Evans on February 19, 1998

YEAR	G	GS	MIN	FG	FGA	PCT	3FG	3FGA	PCT	FT	FTA	PCT	OFF	DEF	TOT	AST	PF	DQ	STL	TO	BLK	PTS	RPG	APG	PPG
1994-95	1	0	3	0	1	.000	0	0	---	0	0	---	0	1	1	0	2	0	0	1	0	0	1.0	0.0	0.0
1995-96	58	23	626	63	144	.438	0	0	---	38	62	.613	56	125	181	0	117	3	8	72	40	164	3.1	0.0	2.8
1996-97	41	2	313	19	54	.352	0	0	---	19	37	.514	35	47	82	3	51	0	4	21	28	57	2.0	0.1	1.4
1997-98	10	0	60	4	18	.222	0	0	---	4	8	.500	10	7	17	1	9	0	0	2	2	12	1.7	0.1	1.2
TOTALS	110	25	1002	86	217	.396	0	0	---	61	107	.570	101	180	281	4	179	3	12	96	70	233	2.6	0.0	2.1

**DAVIES, BRANDON** F 6'10" 240 7/25/1991 **BRIGHAM YOUNG**

Acquired: From Philadelphia in exchange for Andrei Kirilenko, Jorge Gutierrez, the Nets' second round draft pick in 2020 and the right to swap second round picks in 2018 on December 11, 2014  
Departed: Waived on January 6, 2015

YEAR	G	GS	MIN	FG	FGA	PCT	3FG	3FGA	PCT	FT	FTA	PCT	OFF	DEF	TOT	AST	PF	DQ	STL	TO	BLK	PTS	RPG	APG	PPG
2014-15	7	0	44	6	18	.333	1	4	.250	3	4	.750	3	7	10	2	5	0	1	4	3	16	1.4	0.3	2.3

**DAVIS, HUBERT** G 6'5" 183 5/17/1970 **NORTH CAROLINA**

Acquired: Signed as a free agent on January 26, 2004  
Departed: Became a free agent following the 2003-04 season

YEAR	G	GS	MIN	FG	FGA	PCT	3FG	3FGA	PCT	FT	FTA	PCT	OFF	DEF	TOT	AST	PF	DQ	STL	TO	BLK	PTS	RPG	APG	PPG
2003-04	14	0	55	1	9	.111	0	0	---	2	2	1.000	2	6	8	3	8	0	2	2	0	4	0.6	0.2	0.3

**DAVIS, MEL** F 6'8" 220 11/9/1950 **ST. JOHN'S**

Acquired: Signed as a free agent on January 20, 1977  
Departed: Retired following the 1976-77 season

YEAR	G	GS	MIN	FG	FGA	PCT	3FG	3FGA	PCT	FT	FTA	PCT	OFF	DEF	TOT	AST	PF	DQ	STL	TO	BLK	PTS	RPG	APG	PPG
1976-77	34	15	752	127	354	.359	0	0	---	42	60	.700	68	125	193	47	85	0	22	0	4	296	5.7	1.4	8.7

**DAWKINS, DARRYL** C 6'11" 252 1/11/1952 **MAYNARD EVANS H.S.**

Acquired: From Philadelphia for a 1983 first-round draft pick and cash on August 27, 1982  
Departed: Traded to Cleveland along with James Bailey for Keith Lee and John Bagley on October 8, 1987

YEAR	G	GS	MIN	FG	FGA	PCT	3FG	3FGA	PCT	FT	FTA	PCT	OFF	DEF	TOT	AST	PF	DQ	STL	TO	BLK	PTS	RPG	APG	PPG
1982-83	81	81	2093	401	669	.599	0	0	---	166	257	.646	127	293	420	114	379	23	67	281	152	968	5.2	1.4	12.0
1983-84	81	80	2417	507	855	.593	2	5	.400	341	464	.735	159	382	541	123	379	22	60	231	136	1357	6.7	1.5	16.8
1984-85	39	30	972	192	339	.566	0	1	.000	143	201	.711	55	126	181	45	171	11	14	93	35	527	4.6	1.2	13.5
1985-86	51	3	1207	284	441	.644	0	1	.000	210	297	.707	85	166	251	77	227	10	16	124	59	778	4.9	1.5	15.3
1986-87	6	2	106	20	32	.625	0	0	---	17	24	.708	9	10	19	2	25	0	2	15	3	57	3.2	0.3	9.5
TOTALS	258	196	6795	1404	2336	.601	2	7	.286	877	1243	.706	435	977	1412	361	802	66	159	744	385	3687	5.5	1.4	14.3

PLAYOFFS	G	GS	MIN	FG	FGA	PCT	3PM	3PA	PCT	FT	FTA	PCT	OFF	DEF	TOT	AST	PF	DQ	STL	TO	BLK	PTS	RPG	APG	PPG
1983	2	2	59	17	22	.773	0	1	.000	2	2	1.000	2	8	10	2	7	0	4	8	5	36	5.0	1.0	18.0
1984	11	11	340	66	118	.559	0	3	.000	70	83	.843	22	46	68	13	52	4	5	32	10	202	6.2	1.2	18.4
1985	3	3	64	11	23	.478	0	0	---	3	4	.750	4	10	14	4	13	1	2	7	6	25	4.7	1.3	8.3
1986	1	0	17	4	6	.667	0	0	---	2	3	.667	1	2	3	3	4	0	0	2	2	10	3.0	3.0	10.0
TOTALS	17	16	480	98	169	.580	0	4	.000	77	92	.837	29	66	95	22	76	5	11	49	23	273	5.6	1.3	16.1

**DIAL, DERRICK** G 6'4" 193 12/20/1975 **EASTERN MICHIGAN**

Acquired: Signed as a free agent on October 2, 2001  
Departed: Waived on January 6, 2002

YEAR	G	GS	MIN	FG	FGA	PCT	3FG	3FGA	PCT	FT	FTA	PCT	OFF	DEF	TOT	AST	PF	DQ	STL	TO	BLK	PTS	RPG	APG	PPG
2001-02	25	0	249	30	94	.319	0	7	.000	13	18	.722	12	33	45	31	12	0	8	13	4	73	1.8	1.2	2.9



# 2015-16 BROOKLYN NETS MEDIA GUIDE

**DICKENS, KANIEL** F 6'8" 235 7/21/1978 IDAHO

Acquired: Signed as a free agent on December 8, 2004  
Departed: Waived on January 5, 2005

YEAR	G	GS	MIN	FG	FGA	PCT	3FG	3FGA	PCT	FT	FTA	PCT	OFF	DEF	TOT	AST	PF	DQ	STL	TO	BLK	PTS	RPG	APG	PPG
2004-05	11	0	61	4	14	.286	3	9	.333	2	2	1.000	3	6	9	1	5	0	2	2	1	13	0.8	0.1	1.2

**DIOP, DESAGANA** C 7'0" 280 1/30/1982 OAK HILL ACADEMY H.S.

Acquired: From Dallas along with Devin Harris, Trenton Hassell, Maurice Ager, Keith Van Horn, two first round draft picks and cash considerations, in exchange for Jason Kidd, Antione Wright and Malik Allen on February 19, 2008  
Departed: Became a free agent following the 2007-08 season

YEAR	G	GS	MIN	FG	FGA	PCT	3FG	3FGA	PCT	FT	FTA	PCT	OFF	DEF	TOT	AST	PF	DQ	STL	TO	BLK	PTS	RPG	APG	PPG
2007-08	27	5	401	27	65	.415	0	0	---	14	30	.467	49	73	122	14	46	0	6	16	25	68	4.5	0.5	2.5

**DOOLING, KEYON** G 6'3" 195 5/8/1980 MISSOURI

Acquired: From Orlando in exchange for cash considerations on July 21, 2008  
Departed: Became a free agent following the 2009-10 season

YEAR	G	GS	MIN	FG	FGA	PCT	3FG	3FGA	PCT	FT	FTA	PCT	OFF	DEF	TOT	AST	PF	DQ	STL	TO	BLK	PTS	RPG	APG	PPG
2008-09	77	18	2074	261	598	.436	99	235	.421	127	154	.825	24	131	155	270	135	0	71	105	8	748	2.0	3.5	9.7
2009-10	53	8	971	129	324	.398	59	157	.376	47	61	.770	8	46	54	135	82	0	34	59	0	364	1.0	2.5	6.9
<b>TOTALS</b>	<b>130</b>	<b>26</b>	<b>3045</b>	<b>390</b>	<b>922</b>	<b>.423</b>	<b>158</b>	<b>392</b>	<b>.403</b>	<b>174</b>	<b>215</b>	<b>.809</b>	<b>32</b>	<b>177</b>	<b>209</b>	<b>405</b>	<b>217</b>	<b>0</b>	<b>105</b>	<b>164</b>	<b>8</b>	<b>1112</b>	<b>1.6</b>	<b>3.1</b>	<b>8.6</b>

**DOUGLAS, SHERMAN** G 6'1" 195 9/15/1966 SYRACUSE

Acquired: Signed as a free agent on October 31, 1997  
Departed: Became a free agent following the 1997-98 season  
Acquired: Signed as a free agent on October 21, 1999  
Departed: Became a free agent following the 2000-01 season

YEAR	G	GS	MIN	FG	FGA	PCT	3FG	3FGA	PCT	FT	FTA	PCT	OFF	DEF	TOT	AST	PF	DQ	STL	TO	BLK	PTS	RPG	APG	PPG
1997-98	80	11	1699	255	515	.495	14	46	.304	115	172	.669	52	83	135	319	156	2	55	110	7	639	1.7	4.0	8.0
1999-00	20	2	309	45	90	.500	5	16	.313	25	28	.893	13	16	29	34	26	0	17	24	0	120	1.5	1.7	6.0
2000-01	59	7	1094	122	303	.403	8	40	.200	86	115	.748	21	53	74	144	93	0	36	79	4	338	1.3	2.4	5.7
<b>TOTALS</b>	<b>159</b>	<b>20</b>	<b>3102</b>	<b>422</b>	<b>908</b>	<b>.465</b>	<b>27</b>	<b>102</b>	<b>.265</b>	<b>226</b>	<b>315</b>	<b>.717</b>	<b>86</b>	<b>152</b>	<b>238</b>	<b>497</b>	<b>275</b>	<b>2</b>	<b>108</b>	<b>213</b>	<b>11</b>	<b>1097</b>	<b>1.5</b>	<b>3.1</b>	<b>6.9</b>

PLAYOFFS	G	GS	MIN	FG	FGA	PCT	3PM	3PA	PCT	FT	FTA	PCT	OFF	DEF	TOT	AST	PF	DQ	STL	TO	BLK	PTS	RPG	APG	PPG
1998	3	2	125	23	44	.523	2	5	.400	7	10	.700	1	7	8	25	5	0	6	13	0	55	2.7	8.3	18.3

**DOUGLAS-ROBERTS, CHRIS** G/F 6'7" 210 1/8/1987 MEMPHIS

Acquired: Selected in the Second Round (40th overall) of the 2008 NBA Draft  
Departed: Traded to Milwaukee in exchange for the Chicago Bulls' second round draft pick in 2012

YEAR	G	GS	MIN	FG	FGA	PCT	3FG	3FGA	PCT	FT	FTA	PCT	OFF	DEF	TOT	AST	PF	DQ	STL	TO	BLK	PTS	RPG	APG	PPG
2008-09	44	3	585	81	176	.460	3	12	.250	51	62	.823	14	36	50	52	34	0	12	31	7	216	1.1	1.2	4.9
2009-10	67	38	1730	255	573	.445	14	54	.259	133	157	.847	45	153	198	93	101	0	55	97	19	657	3.0	1.4	9.8
<b>TOTALS</b>	<b>111</b>	<b>41</b>	<b>2315</b>	<b>336</b>	<b>749</b>	<b>.449</b>	<b>17</b>	<b>66</b>	<b>.258</b>	<b>184</b>	<b>219</b>	<b>.840</b>	<b>59</b>	<b>189</b>	<b>248</b>	<b>145</b>	<b>135</b>	<b>0</b>	<b>67</b>	<b>128</b>	<b>26</b>	<b>873</b>	<b>2.2</b>	<b>1.3</b>	<b>7.9</b>

**DUDLEY, CHRIS** C 6'11" 235 2/22/1965 YALE

Acquired: From Cleveland for 1991 and 1993 second-round draft picks on February 21, 1990  
Departed: Became a free agent following the 1992-93 season  
Acquired: From Phoenix along with Jason Kidd for Stephon Marbury, Johnny Newman and Soumaila Samake on July 18, 2001  
Departed: Waived on August 15, 2001

YEAR	G	GS	MIN	FG	FGA	PCT	3FG	3FGA	PCT	FT	FTA	PCT	OFF	DEF	TOT	AST	PF	DQ	STL	TO	BLK	PTS	RPG	APG	PPG
1989-90	27	8	672	67	152	.441	0	0	---	32	105	.305	86	134	220	19	81	1	22	36	31	166	8.1	0.7	6.1
1990-91	61	25	1560	170	417	.408	0	0	---	94	176	.534	229	282	511	37	217	6	39	80	153	434	8.4	0.6	7.1
1991-92	82	21	1902	190	472	.403	0	0	---	80	171	.468	343	396	739	58	275	5	38	79	179	460	9.0	0.7	5.6
1992-93	71	16	1398	94	266	.353	0	0	---	57	110	.518	215	298	513	16	195	5	17	54	103	245	7.2	0.2	3.5
<b>TOTALS</b>	<b>241</b>	<b>70</b>	<b>5532</b>	<b>521</b>	<b>1307</b>	<b>.399</b>	<b>0</b>	<b>0</b>	<b>---</b>	<b>263</b>	<b>562</b>	<b>.468</b>	<b>873</b>	<b>1110</b>	<b>1983</b>	<b>130</b>	<b>768</b>	<b>17</b>	<b>116</b>	<b>249</b>	<b>466</b>	<b>1305</b>	<b>8.2</b>	<b>0.5</b>	<b>5.4</b>

PLAYOFFS	G	GS	MIN	FG	FGA	PCT	3PM	3PA	PCT	FT	FTA	PCT	OFF	DEF	TOT	AST	PF	DQ	STL	TO	BLK	PTS	RPG	APG	PPG
1992	4	0	77	5	14	.357	0	0	---	4	8	.500	13	12	25	3	14	1	2	1	10	14	6.3	0.8	3.5

**EDWARDS, KEVIN** G 6'3" 210 10/30/1965 DEPAUL

Acquired: Signed as a free agent on July 8, 1993  
Departed: Traded to Orlando along with David Benoit, Yinka Dare and a 1998 second-round draft pick for Rony Seikaly and Brian Evans on February 19, 1998

YEAR	G	GS	MIN	FG	FGA	PCT	3FG	3FGA	PCT	FT	FTA	PCT	OFF	DEF	TOT	AST	PF	DQ	STL	TO	BLK	PTS	RPG	APG	PPG
1993-94	82	82	2727	471	1028	.458	35	99	.354	167	217	.770	94	187	281	232	150	0	120	135	34	1144	3.4	2.8	14.0
1994-95	14	14	466	69	154	.448	18	45	.400	40	42	.952	10	27	37	27	42	0	19	35	5	196	2.6	1.9	14.0
1995-96	34	33	1007	142	390	.364	42	104	.404	68	84	.810	14	61	75	71	67	0	54	68	7	394	2.2	2.1	11.6
1996-97	32	0	477	69	183	.377	15	43	.349	37	43	.860	9	34	43	57	34	0	17	49	4	190	1.3	1.8	5.9
1997-98	27	5	352	37	106	.349	4	11	.364	13	15	.867	11	23	34	26	20	0	21	20	0	91	1.3	1.0	3.4
<b>TOTALS</b>	<b>189</b>	<b>134</b>	<b>5029</b>	<b>788</b>	<b>1861</b>	<b>.423</b>	<b>114</b>	<b>302</b>	<b>.377</b>	<b>325</b>	<b>401</b>	<b>.810</b>	<b>138</b>	<b>332</b>	<b>470</b>	<b>413</b>	<b>313</b>	<b>0</b>	<b>231</b>	<b>307</b>	<b>50</b>	<b>2015</b>	<b>2.5</b>	<b>2.2</b>	<b>10.7</b>

PLAYOFFS	G	GS	MIN	FG	FGA	PCT	3PM	3PA	PCT	FT	FTA	PCT	OFF	DEF	TOT	AST	PF	DQ	STL	TO	BLK	PTS	RPG	APG	PPG
1994	4	4	148	18	50	.360	0	2	.000	13	14	.929	8	8	16	9	9	0	5	9	1	49	4.0	2.3	12.3

**ELLIOTT, BOB** F 6'9" 225 8/18/1955 ARIZONA

Acquired: Signed as a free agent on September 5, 1978  
Departed: Retired after the 1980-81 season

YEAR	G	GS	MIN	FG	FGA	PCT	3FG	3FGA	PCT	FT	FTA	PCT	OFF	DEF	TOT	AST	PF	DQ	STL	TO	BLK	PTS	RPG	APG	PPG
1978-79	14	0	282	41	73	.562	0	0	---	41	56	.732	16	40	56	22	34	2	6	26	4	123	4.0	1.6	8.8
1979-80	54	0	722	101	228	.443	1	4	.250	104	152	.684	67	118	185	53	97	0	29	88	14	307	3.4	1.0	5.7
1980-81	73	29	1320	214	419	.511	1	2	.500	121	202	.599	104	157	261	129	175	3	34	119	16	550	3.6	1.8	7.5
<b>TOTALS</b>	<b>141</b>	<b>29</b>	<b>2324</b>	<b>356</b>	<b>720</b>	<b>.494</b>	<b>2</b>	<b>6</b>	<b>.333</b>	<b>266</b>	<b>410</b>	<b>.649</b>	<b>187</b>	<b>315</b>	<b>502</b>	<b>204</b>	<b>306</b>	<b>5</b>	<b>69</b>	<b>233</b>	<b>34</b>	<b>980</b>	<b>3.6</b>	<b>1.4</b>	<b>7.0</b>



# 2015-16 BROOKLYN NETS MEDIA GUIDE

**ELMORE, LEN** F/C 6'10" 225 3/28/1952 MARYLAND

Acquired: From Milwaukee for cash on November 2, 1981  
Departed: Traded to New York for a 1984 second-round draft pick on June 22, 1983

YEAR	G	GS	MIN	FG	FGA	PCT	3FG	3FGA	PCT	FT	FTA	PCT	OFF	DEF	TOT	AST	PF	DQ	STL	TO	BLK	PTS	RPG	APG	PPG
1981-82	81	70	2100	300	652	.460	0	0	---	135	170	.794	167	274	441	100	280	6	92	136	92	735	5.4	1.2	9.1
1982-83	74	0	975	97	244	.398	0	1	.000	54	84	.643	81	157	238	39	125	2	44	83	38	248	3.2	0.5	3.4
<b>TOTALS</b>	<b>155</b>	<b>70</b>	<b>3075</b>	<b>397</b>	<b>896</b>	<b>.443</b>	<b>0</b>	<b>1</b>	<b>.000</b>	<b>189</b>	<b>254</b>	<b>.744</b>	<b>248</b>	<b>431</b>	<b>679</b>	<b>139</b>	<b>405</b>	<b>8</b>	<b>136</b>	<b>219</b>	<b>130</b>	<b>983</b>	<b>4.4</b>	<b>0.9</b>	<b>6.3</b>
PLAYOFFS	G	GS	MIN	FG	FGA	PCT	3PM	3PA	PCT	FT	FTA	PCT	OFF	DEF	TOT	AST	PF	DQ	STL	TO	BLK	PTS	RPG	APG	PPG
1982	2	2	76	9	16	.563	0	0	---	4	4	1.000	1	15	16	2	4	0	1	2	2	22	8.0	1.0	11.0
1983	2	0	15	2	5	.400	0	0	---	1	2	.500	5	4	9	1	4	0	1	1	0	5	4.5	0.5	2.5
<b>TOTALS</b>	<b>4</b>	<b>2</b>	<b>91</b>	<b>11</b>	<b>21</b>	<b>.524</b>	<b>0</b>	<b>0</b>	<b>---</b>	<b>5</b>	<b>6</b>	<b>.833</b>	<b>6</b>	<b>19</b>	<b>25</b>	<b>3</b>	<b>8</b>	<b>0</b>	<b>2</b>	<b>3</b>	<b>2</b>	<b>27</b>	<b>6.3</b>	<b>0.8</b>	<b>6.8</b>

**EMMETT, ANDRE** F 6'5" 230 8/27/1982 TEXAS TECH

Acquired: Signed as a free agent on February 14, 2012  
Departed: Contract expired on February 23, 2012

YEAR	G	GS	MIN	FG	FGA	PCT	3FG	3FGA	PCT	FT	FTA	PCT	OFF	DEF	TOT	AST	PF	DQ	STL	TO	BLK	PTS	RPG	APG	PPG
2011-12	6	0	45	4	7	.571	0	1	.000	5	8	.625	2	4	6	1	2	0	2	2	1	13	1.0	0.2	2.2

**ENGLER, CHRIS** C 6'11" 250 3/1/1959 WYOMING

Acquired: Signed as a free agent on December 22, 1984  
Departed: Contract expired on January 12, 1985  
Acquired: Signed as a free agent on January 22, 1987  
Departed: Retired after the 1987-88 season

YEAR	G	GS	MIN	FG	FGA	PCT	3FG	3FGA	PCT	FT	FTA	PCT	OFF	DEF	TOT	AST	PF	DQ	STL	TO	BLK	PTS	RPG	APG	PPG
1984-85	7	0	76	7	16	.438	0	0	---	5	9	.556	10	17	27	0	4	0	2	1	4	19	3.9	0.0	2.7
1986-87	18	0	130	16	31	.516	0	0	---	8	12	.667	14	19	33	4	23	0	3	10	9	40	1.8	0.2	2.2
1987-88	54	0	399	36	88	.409	0	0	---	31	35	.886	32	66	98	15	73	1	9	29	6	103	1.8	0.3	1.9
<b>TOTALS</b>	<b>79</b>	<b>0</b>	<b>605</b>	<b>59</b>	<b>135</b>	<b>.437</b>	<b>0</b>	<b>0</b>	<b>---</b>	<b>44</b>	<b>56</b>	<b>.786</b>	<b>56</b>	<b>102</b>	<b>158</b>	<b>19</b>	<b>100</b>	<b>1</b>	<b>14</b>	<b>40</b>	<b>19</b>	<b>162</b>	<b>2.0</b>	<b>0.2</b>	<b>2.1</b>

**ESCHMEYER, EVAN** C 6'11" 255 5/30/1975 NORTHWESTERN

Acquired: Selected in the second-round (34th overall pick) in the 1999 NBA Draft  
Departed: Became a free agent following the 2000-01 season

YEAR	G	GS	MIN	FG	FGA	PCT	3FG	3FGA	PCT	FT	FTA	PCT	OFF	DEF	TOT	AST	PF	DQ	STL	TO	BLK	PTS	RPG	APG	PPG
1999-00	31	5	373	38	72	.528	0	0	---	15	30	.500	40	68	108	21	84	2	8	21	21	91	3.5	0.7	2.9
2000-01	74	51	1331	92	200	.460	0	0	---	67	102	.657	135	231	366	40	220	5	41	53	58	251	4.9	0.5	3.4
<b>TOTALS</b>	<b>105</b>	<b>56</b>	<b>1704</b>	<b>130</b>	<b>272</b>	<b>.478</b>	<b>0</b>	<b>0</b>	<b>---</b>	<b>82</b>	<b>132</b>	<b>.621</b>	<b>175</b>	<b>299</b>	<b>474</b>	<b>61</b>	<b>304</b>	<b>7</b>	<b>49</b>	<b>74</b>	<b>79</b>	<b>342</b>	<b>4.5</b>	<b>0.6</b>	<b>3.3</b>

**EVANS, BRIAN** F 6'8" 220 9/13/1973 INDIANA

Acquired: From Orlando along with Rony Seikaly for Kevin Edwards, Yinka Dare, David Benoit and a 1998 first-round pick on February 19, 1998  
Departed: Traded to Minnesota in a three-team deal in which Sam Cassell and Chris Gatling went to Milwaukee; Milwaukee also received Paul Grant from Minnesota; 1999 first-round pick and an undisclosed draft pick from New Jersey; Milwaukee sent Terrell Brandon to Minnesota and Minnesota sent Stephon Marbury, Chris Carr and Bill Curley to New Jersey; New Jersey also received Elliot Perry from Milwaukee on March 11, 1999

YEAR	G	GS	MIN	FG	FGA	PCT	3FG	3FGA	PCT	FT	FTA	PCT	OFF	DEF	TOT	AST	PF	DQ	STL	TO	BLK	PTS	RPG	APG	PPG
1997-98	28	1	332	46	106	.434	17	42	.405	6	9	.667	18	34	52	24	44	0	7	14	5	115	1.9	0.9	4.1
1998-99	11	0	121	11	34	.324	4	11	.364	4	4	1.000	4	13	17	14	7	0	3	2	3	30	1.5	1.3	2.7
<b>TOTALS</b>	<b>39</b>	<b>1</b>	<b>453</b>	<b>57</b>	<b>140</b>	<b>.407</b>	<b>21</b>	<b>53</b>	<b>.396</b>	<b>10</b>	<b>13</b>	<b>.769</b>	<b>22</b>	<b>47</b>	<b>69</b>	<b>38</b>	<b>51</b>	<b>0</b>	<b>10</b>	<b>16</b>	<b>8</b>	<b>145</b>	<b>1.8</b>	<b>1.0</b>	<b>3.7</b>

PLAYOFFS	G	GS	MIN	FG	FGA	PCT	3PM	3PA	PCT	FT	FTA	PCT	OFF	DEF	TOT	AST	PF	DQ	STL	TO	BLK	PTS	RPG	APG	PPG
1998	3	0	4	0	0	---	0	0	---	0	0	---	0	1	1	0	0	0	0	0	0	0	0.3	0.0	0.0

**EVANS, REGGIE** F 6'8" 245 5/18/1980 IOWA

Acquired: From L.A. Clippers in sign and trade deal with Nets having option of swapping second round picks in 2016  
Departed: Traded to Sacramento along with Jason Terry in exchange for Marcus Thornton on February 19, 2014

YEAR	G	GS	MIN	FG	FGA	PCT	3FG	3FGA	PCT	FT	FTA	PCT	OFF	DEF	TOT	AST	PF	DQ	STL	TO	BLK	PTS	RPG	APG	PPG
2012-13	80	56	1967	125	261	.479	0	0	---	113	222	.509	260	628	888	43	199	2	74	111	13	363	11.1	0.5	4.5
2013-14	30	6	399	23	59	.390	0	0	---	35	65	.538	53	96	149	5	54	0	13	28	2	81	5.0	0.2	2.7
<b>TOTALS</b>	<b>110</b>	<b>62</b>	<b>2366</b>	<b>148</b>	<b>320</b>	<b>.463</b>	<b>0</b>	<b>0</b>	<b>---</b>	<b>148</b>	<b>287</b>	<b>.516</b>	<b>313</b>	<b>724</b>	<b>1037</b>	<b>48</b>	<b>253</b>	<b>2</b>	<b>87</b>	<b>139</b>	<b>15</b>	<b>444</b>	<b>9.4</b>	<b>0.4</b>	<b>4.0</b>

PLAYOFFS	G	GS	MIN	FG	FGA	PCT	3FG	3FGA	PCT	FT	FTA	PCT	OFF	DEF	TOT	AST	PF	DQ	STL	TO	BLK	PTS	RPG	APG	PPG
2013	7	7	209	11	23	.478	0	0	---	10	18	.556	16	70	86	6	21	0	7	6	2	32	12.3	0.9	4.6

**FARMAR, JORDAN** G 6'2" 180 11/30/1986 UCLA

Acquired: Selected in the first round (3rd overall pick) in the 2010 NBA Draft  
Departed: Traded to Atlanta along with Anthony Morrow, Johan Petro, DeShawn Stevenson, Jordan Williams, Houston's 2013 first round pick and the Nets' second round draft pick in 2017 in exchange for Joe Johnson on July 11, 2012

YEAR	G	GS	MIN	FG	FGA	PCT	3FG	3FGA	PCT	FT	FTA	PCT	OFF	DEF	TOT	AST	PF	DQ	STL	TO	BLK	PTS	RPG	APG	PPG
2010-11	73	18	1796	255	651	.392	109	304	.359	82	100	.820	24	149	173	368	128	0	62	139	6	701	2.4	5.0	9.6
2011-12	39	5	831	147	315	.467	55	125	.440	57	63	.905	7	54	61	129	49	0	24	68	2	406	1.6	3.3	10.4
<b>TOTALS</b>	<b>112</b>	<b>23</b>	<b>2627</b>	<b>402</b>	<b>966</b>	<b>.416</b>	<b>164</b>	<b>429</b>	<b>.382</b>	<b>139</b>	<b>163</b>	<b>.853</b>	<b>31</b>	<b>203</b>	<b>234</b>	<b>497</b>	<b>177</b>	<b>0</b>	<b>86</b>	<b>207</b>	<b>8</b>	<b>1107</b>	<b>2.1</b>	<b>4.4</b>	<b>9.9</b>

**FAVORS, DERRICK** F 6'10" 246 7/15/1991 GEORGIA TECH

Acquired: Signed as a free agent on July 14, 2010  
Departed: Traded to Utah along with Devin Harris and two first round draft picks in exchange for Deron Williams on February 23, 2011

YEAR	G	GS	MIN	FG	FGA	PCT	3FG	3FGA	PCT	FT	FTA	PCT	OFF	DEF	TOT	AST	PF	DQ	STL	TO	BLK	PTS	RPG	APG	PPG
2010-11	56	23	1091	141	276	.511	0	0	---	71	116	.612	126	171	297	21	183	0	18	56	41	353	5.3	0.4	6.3



# 2015-16 BROOKLYN NETS MEDIA GUIDE

**FEICK, JAMIE** F 6'8" 255 7/3/1974 MICHIGAN STATE

Acquired: Signed as a free agent on March 22, 1999  
Departed: Waived on April 18, 2003

YEAR	G	GS	MIN	FG	FGA	PCT	3FG	3FGA	PCT	FT	FTA	PCT	OFF	DEF	TOT	AST	PF	DQ	STL	TO	BLK	PTS	RPG	APG	PPG
1998-99	26	16	849	67	133	.504	0	0	---	43	60	.717	112	174	286	24	73	0	25	34	18	177	11.0	0.9	6.8
1999-00	81	17	2241	181	423	.428	3	3	1.000	94	133	.707	264	491	755	68	206	2	43	59	38	459	9.3	0.8	5.7
2000-01	6	0	149	8	23	.348	0	0	---	6	12	.500	12	44	56	5	15	0	8	7	3	22	9.3	0.8	3.7
<b>TOTALS</b>	<b>113</b>	<b>33</b>	<b>3239</b>	<b>256</b>	<b>579</b>	<b>.442</b>	<b>3</b>	<b>3</b>	<b>1.000</b>	<b>143</b>	<b>205</b>	<b>.698</b>	<b>388</b>	<b>709</b>	<b>1097</b>	<b>97</b>	<b>294</b>	<b>2</b>	<b>76</b>	<b>100</b>	<b>59</b>	<b>658</b>	<b>9.7</b>	<b>0.9</b>	<b>5.8</b>

**FEITL, DAVE** C 6'11" 240 6/8/1968 TEXAS-EL PASO

Acquired: Signed as a free agent on October 7, 1991  
Departed: Waived on November 8, 1991  
Acquired: Signed as a free agent on November 13, 1991  
Departed: Became a free agent following the 1991-92 season

YEAR	G	GS	MIN	FG	FGA	PCT	3FG	3FGA	PCT	FT	FTA	PCT	OFF	DEF	TOT	AST	PF	DQ	STL	TO	BLK	PTS	RPG	APG	PPG
1991-92	34	0	175	33	77	.429	0	0	---	16	19	.842	21	40	61	6	22	0	2	19	3	82	1.8	0.2	2.4
<b>PLAYOFFS</b>	<b>G</b>	<b>GS</b>	<b>MIN</b>	<b>FG</b>	<b>FGA</b>	<b>PCT</b>	<b>3PM</b>	<b>3PA</b>	<b>PCT</b>	<b>FT</b>	<b>FTA</b>	<b>PCT</b>	<b>OFF</b>	<b>DEF</b>	<b>TOT</b>	<b>AST</b>	<b>PF</b>	<b>DQ</b>	<b>STL</b>	<b>TO</b>	<b>BLK</b>	<b>PTS</b>	<b>RPG</b>	<b>APG</b>	<b>PPG</b>
1992	1	0	3	1	2	.500	0	0	---	0	0	---	0	1	1	0	0	0	0	1	0	2	1.0	0.0	2.0

**FLEMING, VERN** G 6'5" 185 2/4/1962 GEORGIA

Acquired: Signed as a free agent on October 9, 1995  
Departed: Rights renounced by New Jersey on July 16, 1996

YEAR	G	GS	MIN	FG	FGA	PCT	3FG	3FGA	PCT	FT	FTA	PCT	OFF	DEF	TOT	AST	PF	DQ	STL	TO	BLK	PTS	RPG	APG	PPG
1995-96	77	3	1747	227	524	.433	3	28	.107	133	177	.751	49	121	170	255	115	0	41	122	5	590	2.2	3.3	7.7

**FLOYD, ERIC SLEEPY** G 6'3" 185 3/6/1960 GEORGETOWN

Acquired: Selected in the first-round (13th overall pick) in the 1982 NBA Draft  
Departed: Traded to Golden State along with Mickey Johnson for Michael Ray Richardson on February 6, 1983  
Acquired: Signed as a free agent on October 6, 1994  
Departed: Retired after the 1994-95 season

YEAR	G	GS	MIN	FG	FGA	PCT	3FG	3FGA	PCT	FT	FTA	PCT	OFF	DEF	TOT	AST	PF	DQ	STL	TO	BLK	PTS	RPG	APG	PPG
1982-83	43	6	494	92	216	.426	4	14	.286	38	45	.844	16	26	42	67	56	1	19	40	9	226	1.0	1.6	5.3
1994-95	48	1	831	71	212	.335	25	88	.284	30	43	.698	8	46	54	126	73	0	13	51	6	197	1.1	2.6	4.1
<b>TOTALS</b>	<b>91</b>	<b>7</b>	<b>1325</b>	<b>163</b>	<b>428</b>	<b>.381</b>	<b>29</b>	<b>102</b>	<b>.284</b>	<b>68</b>	<b>88</b>	<b>.773</b>	<b>24</b>	<b>72</b>	<b>96</b>	<b>193</b>	<b>129</b>	<b>1</b>	<b>32</b>	<b>91</b>	<b>15</b>	<b>423</b>	<b>1.1</b>	<b>2.1</b>	<b>4.6</b>

**FORD, PHIL** G 6'2" 275 2/9/1956 NORTH CAROLINA

Acquired: From Kansas City for Ray Williams on June 29, 1982  
Departed: Traded to Milwaukee along with a 1983 second-round pick for Mickey Johnson and the draft rights to Fred Roberts on November 10, 1982

YEAR	G	GS	MIN	FG	FGA	PCT	3FG	3FGA	PCT	FT	FTA	PCT	OFF	DEF	TOT	AST	PF	DQ	STL	TO	BLK	PTS	RPG	APG	PPG
1982-83	7	7	163	20	35	.571	0	1	.000	7	10	.700	0	7	7	38	22	0	6	21	0	47	1.0	5.4	6.7

**GADZURIC, DAN** C 6'11" 240 2/2/1978 UCLA

Acquired: From Golden State along with Brandon Wright in exchange for Troy Murphy and the Nets' second round draft pick in 2012 on February 23, 2011  
Departed: Became a free agent following the 2010-11 season

YEAR	G	GS	MIN	FG	FGA	PCT	3FG	3FGA	PCT	FT	FTA	PCT	OFF	DEF	TOT	AST	PF	DQ	STL	TO	BLK	PTS	RPG	APG	PPG
2010-11	14	5	166	17	41	.415	0	0	---	5	13	.385	18	31	49	3	28	0	3	8	11	39	3.5	0.2	2.8

**GAINES, COREY** G 6'3" 195 1/6/1965 LOYOLA MARYMOUNT

Acquired: Signed as a free agent on February 7, 1989  
Departed: Free agency in 1989

YEAR	G	GS	MIN	FG	FGA	PCT	3FG	3FGA	PCT	FT	FTA	PCT	OFF	DEF	TOT	AST	PF	DQ	STL	TO	BLK	PTS	RPG	APG	PPG
1988-89	32	0	337	27	64	.422	1	5	.200	12	16	.750	3	16	19	67	27	0	15	20	1	67	0.6	2.1	2.1

**GAINES, SUNDIATA** G 6'1" 200 4/18/1986 GEORGIA

Acquired: Signed as a free agent on February 28, 2011  
Departed: Became a free agent following the 2011-12 season

YEAR	G	GS	MIN	FG	FGA	PCT	3FG	3FGA	PCT	FT	FTA	PCT	OFF	DEF	TOT	AST	PF	DQ	STL	TO	BLK	PTS	RPG	APG	PPG
2010-11	10	0	146	20	48	.417	4	17	.235	11	20	.550	10	14	24	25	11	0	9	13	0	55	2.4	2.5	5.5
2011-12	57	12	793	102	271	.376	28	82	.341	59	96	.615	27	81	108	126	58	0	55	52	2	291	1.9	2.2	5.1
<b>TOTALS</b>	<b>67</b>	<b>12</b>	<b>939</b>	<b>122</b>	<b>319</b>	<b>.382</b>	<b>32</b>	<b>99</b>	<b>.323</b>	<b>70</b>	<b>116</b>	<b>.603</b>	<b>37</b>	<b>95</b>	<b>132</b>	<b>151</b>	<b>69</b>	<b>0</b>	<b>64</b>	<b>65</b>	<b>2</b>	<b>346</b>	<b>2.0</b>	<b>2.3</b>	<b>5.2</b>

**GARNETT, KEVIN** F 6'11" 220 5/19/1976 FARRAGUT ACADEMY (IL)

Acquired: From Boston along with Paul Pierce, Jason Terry and D.J. White in exchange for Keith Bogans, MarShon Brooks, Kris Humphries, Kris Joseph, Gerald Wallace, a 2014 first round draft pick, a 2016 first round draft pick, a 2018 first round draft pick and the right swap first round draft picks in 2017 on July 12, 2013  
Departed: Traded to Minnesota in exchange for Thaddeus Young on February 19, 2015

YEAR	G	GS	MIN	FG	FGA	PCT	3FG	3FGA	PCT	FT	FTA	PCT	OFF	DEF	TOT	AST	PF	DQ	STL	TO	BLK	PTS	RPG	APG	PPG
2013-14	54	54	1108	157	356	.441	0	3	.000	38	47	.809	60	298	358	82	123	1	43	69	40	352	6.6	1.5	6.5
2014-15	42	42	854	125	275	.455	1	6	.167	34	41	.829	46	239	285	69	96	0	41	45	13	285	6.8	1.6	6.8
<b>TOTALS</b>	<b>96</b>	<b>96</b>	<b>1963</b>	<b>282</b>	<b>631</b>	<b>.447</b>	<b>1</b>	<b>9</b>	<b>.111</b>	<b>72</b>	<b>88</b>	<b>.818</b>	<b>106</b>	<b>537</b>	<b>643</b>	<b>151</b>	<b>219</b>	<b>1</b>	<b>84</b>	<b>114</b>	<b>53</b>	<b>637</b>	<b>6.7</b>	<b>1.6</b>	<b>6.6</b>
<b>PLAYOFFS</b>	<b>G</b>	<b>GS</b>	<b>MIN</b>	<b>FG</b>	<b>FGA</b>	<b>PCT</b>	<b>3FG</b>	<b>3FGA</b>	<b>PCT</b>	<b>FT</b>	<b>FTA</b>	<b>PCT</b>	<b>OFF</b>	<b>DEF</b>	<b>TOT</b>	<b>AST</b>	<b>PF</b>	<b>DQ</b>	<b>STL</b>	<b>TO</b>	<b>BLK</b>	<b>PTS</b>	<b>RPG</b>	<b>APG</b>	<b>PPG</b>
2014	12	12	249	33	63	.524	0	2	.000	17	23	.739	19	57	76	16	25	1	9	13	5	83	6.3	1.3	6.9





# 2015-16 BROOKLYN NETS MEDIA GUIDE

**GATLING, CHRIS** F 6'10" 225 3/9/1967 OLD DOMINION

Acquired: From Dallas along with Jim Jackson, Eric Montross, George McLeod and Sam Cassell for Shawn Bradley, Ed O'Bannon, Robert Pack and Khalid Reeves on February 17, 1997

Departed: Traded to Milwaukee along with Sam Cassell on March 11, 1999 in a three-team deal in which Milwaukee also received Paul Grant from Minnesota; Minnesota received Brian Evans and a 1999 first-round pick from New Jersey; Milwaukee sent Terrell Brandon to Minnesota; Minnesota sent Stephon Marbury Chris Carr and Bill Curley to New Jersey; New Jersey also received Elliot Perry from Milwaukee

YEAR	G	GS	MIN	FG	FGA	PCT	3FG	3FGA	PCT	FT	FTA	PCT	OFF	DEF	TOT	AST	PF	DQ	STL	TO	BLK	PTS	RPG	APG	PPG
1996-97	3	0	92	18	43	.419	0	0	-	15	16	.938	8	14	22	3	13	0	4	6	0	51	7.3	1.0	17.0
1997-98	57	16	1359	248	545	.455	1	4	.250	159	265	.600	118	216	334	53	152	0	52	99	29	656	5.9	0.9	11.5
1998-99	18	2	281	36	97	.371	0	1	.000	12	24	.500	21	44	65	12	40	0	8	29	4	84	3.6	0.7	4.7
<b>TOTALS</b>	<b>78</b>	<b>18</b>	<b>1732</b>	<b>302</b>	<b>685</b>	<b>.441</b>	<b>1</b>	<b>5</b>	<b>.200</b>	<b>186</b>	<b>305</b>	<b>.610</b>	<b>147</b>	<b>274</b>	<b>421</b>	<b>68</b>	<b>205</b>	<b>0</b>	<b>64</b>	<b>134</b>	<b>33</b>	<b>791</b>	<b>5.4</b>	<b>0.9</b>	<b>10.1</b>

PLAYOFFS	G	GS	MIN	FG	FGA	PCT	3FG	3FGA	PCT	FT	FTA	PCT	OFF	DEF	TOT	AST	PF	DQ	STL	TO	BLK	PTS	RPG	APG	PPG
1998	3	1	81	19	38	.500	0	0	---	8	12	.667	6	4	10	2	9	0	2	3	2	46	3.3	0.7	15.3

**GEORGE, TATE** G 6'5" 220 5/29/1968 CONNECTICUT

Acquired: Selected in the first-round (22nd overall pick) in the 1990 NBA Draft

Departed: Waived on November 4, 1993

YEAR	G	GS	MIN	FG	FGA	PCT	3FG	3FGA	PCT	FT	FTA	PCT	OFF	DEF	TOT	AST	PF	DQ	STL	TO	BLK	PTS	RPG	APG	PPG
1990-91	56	11	594	80	193	.415	0	2	.000	32	40	.800	19	28	47	104	58	0	25	42	5	192	0.8	1.9	3.4
1991-92	70	2	1037	165	386	.427	1	6	.167	87	106	.821	36	69	105	162	98	0	41	82	3	418	1.5	2.3	6.0
1992-93	48	1	380	51	135	.378	0	5	.000	20	24	.833	9	18	27	59	25	0	10	31	3	122	0.6	1.2	2.5
<b>TOTALS</b>	<b>174</b>	<b>14</b>	<b>2011</b>	<b>296</b>	<b>714</b>	<b>.415</b>	<b>1</b>	<b>13</b>	<b>.077</b>	<b>139</b>	<b>170</b>	<b>.818</b>	<b>64</b>	<b>115</b>	<b>179</b>	<b>325</b>	<b>181</b>	<b>0</b>	<b>76</b>	<b>155</b>	<b>11</b>	<b>732</b>	<b>1.0</b>	<b>1.9</b>	<b>4.2</b>

PLAYOFFS	G	GS	MIN	FG	FGA	PCT	3FG	3FGA	PCT	FT	FTA	PCT	OFF	DEF	TOT	AST	PF	DQ	STL	TO	BLK	PTS	RPG	APG	PPG
1992	4	0	44	7	23	.304	0	0	---	1	3	.333	0	0	0	8	8	0	3	4	1	15	0.0	2.0	3.8
1993	2	0	22	2	7	.286	0	0	---	0	0	---	1	2	3	6	1	0	1	1	0	4	1.5	3.0	2.0
<b>TOTALS</b>	<b>6</b>	<b>0</b>	<b>66</b>	<b>9</b>	<b>30</b>	<b>.300</b>	<b>0</b>	<b>0</b>	<b>---</b>	<b>1</b>	<b>3</b>	<b>.333</b>	<b>1</b>	<b>2</b>	<b>3</b>	<b>14</b>	<b>9</b>	<b>0</b>	<b>4</b>	<b>5</b>	<b>1</b>	<b>19</b>	<b>0.5</b>	<b>2.3</b>	<b>3.2</b>

**GERVIN, DERRICK** G 6'8" 205 3/28/1963 TEXAS-SAN ANTONIO

Acquired: Signed as a free agent on February 12, 1990

Departed: Retired after the 1990-91 season.

YEAR	G	GS	MIN	FG	FGA	PCT	3FG	3FGA	PCT	FT	FTA	PCT	OFF	DEF	TOT	AST	PF	DQ	STL	TO	BLK	PTS	RPG	APG	PPG
1989-90	21	0	339	93	197	.472	0	3	.000	65	89	.730	29	36	65	8	47	0	20	12	7	251	3.1	0.4	12.0
1990-91	56	4	743	164	394	.416	7	28	.250	90	114	.789	40	70	110	30	88	0	19	45	19	425	2.0	0.5	7.6
<b>TOTALS</b>	<b>77</b>	<b>4</b>	<b>1082</b>	<b>257</b>	<b>591</b>	<b>.435</b>	<b>7</b>	<b>31</b>	<b>.226</b>	<b>155</b>	<b>203</b>	<b>.764</b>	<b>69</b>	<b>106</b>	<b>175</b>	<b>38</b>	<b>135</b>	<b>0</b>	<b>39</b>	<b>57</b>	<b>26</b>	<b>676</b>	<b>2.3</b>	<b>0.5</b>	<b>8.8</b>

**GILL, EDDIE** G 6'0" 190 8/16/1978 WEBER STATE

Acquired: Signed as a free agent on March 29, 2001

Departed: Became a free agent following the 2000-01 season

Acquired: Signed as a free agent on November 16, 2007

Departed: Waived on December 13, 2007

YEAR	G	GS	MIN	FG	FGA	PCT	3FG	3FGA	PCT	FT	FTA	PCT	OFF	DEF	TOT	AST	PF	DQ	STL	TO	BLK	PTS	RPG	APG	PPG
2000-01	8	0	152	16	41	.390	3	9	.333	4	5	.800	0	9	9	24	9	0	4	10	1	39	1.1	3.0	4.9
2007-08	13	1	149	12	29	.414	5	14	.357	9	9	1.000	1	21	22	21	18	1	7	8	2	38	1.7	1.6	2.9
<b>TOTALS</b>	<b>21</b>	<b>1</b>	<b>301</b>	<b>28</b>	<b>70</b>	<b>.400</b>	<b>8</b>	<b>23</b>	<b>.348</b>	<b>13</b>	<b>14</b>	<b>.929</b>	<b>1</b>	<b>30</b>	<b>31</b>	<b>45</b>	<b>27</b>	<b>1</b>	<b>11</b>	<b>18</b>	<b>3</b>	<b>77</b>	<b>1.5</b>	<b>2.1</b>	<b>3.7</b>

**GILL, KENDALL** G/F 6'5" 200 5/25/1968 ILLINOIS

Acquired: From Charlotte along with Khalid Reeves for Kenny Anderson and Gerald Glass on January 19, 1996

Departed: Became a free agent following the 2000-01 season

YEAR	G	GS	MIN	FG	FGA	PCT	3FG	3FGA	PCT	FT	FTA	PCT	OFF	DEF	TOT	AST	PF	DQ	STL	TO	BLK	PTS	RPG	APG	PPG
1995-96	11	10	418	67	152	.441	9	25	.360	49	59	.831	16	27	43	35	30	0	22	21	2	192	3.9	3.2	17.5
1996-97	82	81	3199	644	1453	.443	74	220	.336	427	536	.797	183	316	499	326	225	2	154	218	46	1789	6.1	4.0	21.8
1997-98	81	81	2733	418	974	.429	26	101	.257	225	327	.688	112	279	391	200	368	4	156	124	64	1087	4.8	2.5	13.4
1998-99	50	47	1606	236	593	.398	3	17	.176	114	167	.683	61	183	244	123	162	4	134	71	26	588	4.9	2.5	11.8
1999-00	76	75	2355	396	956	.414	20	78	.256	181	255	.710	82	210	283	210	211	3	139	89	41	993	3.7	2.8	13.1
2000-01	31	26	892	107	323	.331	4	14	.286	65	90	.722	32	99	131	87	64	0	47	48	7	283	4.2	2.8	9.1
<b>TOTALS</b>	<b>331</b>	<b>320</b>	<b>11203</b>	<b>1868</b>	<b>4451</b>	<b>.420</b>	<b>136</b>	<b>455</b>	<b>.299</b>	<b>1061</b>	<b>1434</b>	<b>.740</b>	<b>486</b>	<b>1114</b>	<b>1591</b>	<b>981</b>	<b>1060</b>	<b>13</b>	<b>652</b>	<b>571</b>	<b>186</b>	<b>4932</b>	<b>4.8</b>	<b>3.0</b>	<b>14.9</b>

PLAYOFFS	G	GS	MIN	FG	FGA	PCT	3FG	3FGA	PCT	FT	FTA	PCT	OFF	DEF	TOT	AST	PF	DQ	STL	TO	BLK	PTS	RPG	APG	PPG
1998	3	3	100	18	40	.450	0	0	---	7	8	.875	3	10	13	3	15	1	4	4	1	43	4.3	1.0	14.3

**GILLIAM, ARMEN** F 6'9" 250 5/28/1964 UNLV

Acquired: Signed as a free agent on August 11, 1993

Departed: Became a free agent following the 1995-96 season

YEAR	G	GS	MIN	FG	FGA	PCT	3FG	3FGA	PCT	FT	FTA	PCT	OFF	DEF	TOT	AST	PF	DQ	STL	TO	BLK	PTS	RPG	APG	PPG
1993-94	82	5	1969	348	682	.510	0	1	.000	274	361	.759	197	303	500	69	129	0	38	106	61	970	6.1	0.8	11.8
1994-95	82	30	2472	455	905	.503	0	2	.000	302	392	.770	192	421	613	99	171	0	67	152	89	1212	7.5	1.2	14.8
1995-96	78	76	2856	576	1216	.474	0	1	.000	277	350	.791	241	472	713	140	180	1	73	177	53	1429	9.1	1.8	18.3
<b>TOTALS</b>	<b>242</b>	<b>111</b>	<b>7297</b>	<b>1379</b>	<b>2803</b>	<b>.492</b>	<b>0</b>	<b>4</b>	<b>.000</b>	<b>853</b>	<b>1103</b>	<b>.773</b>	<b>630</b>	<b>1196</b>	<b>1826</b>	<b>308</b>	<b>480</b>	<b>1</b>	<b>178</b>	<b>435</b>	<b>203</b>	<b>3611</b>	<b>7.5</b>	<b>1.3</b>	<b>14.9</b>

PLAYOFFS	G	GS	MIN	FG	FGA	PCT	3FG	3FGA	PCT	FT	FTA	PCT	OFF	DEF	TOT	AST	PF	DQ	STL	TO	BLK	PTS	RPG	APG	PPG
1994	4	0	112	15	34	.441	0	1	.000	12	16	.750	1	24	25	1	7	0	2	3	7	42	6.3	0.3	10.5

**GLASS, GERALD** F 6'6" 225 12/11/1967 MISSISSIPPI

Acquired: Signed as a free agent on October 13, 1995

Departed: Traded to Charlotte along with Kenny Anderson for Kendall Gill and Khalid Reeves on January 19, 1996

YEAR	G	GS	MIN	FG	FGA	PCT	3FG	3FGA	PCT	FT	FTA	PCT	OFF	DEF	TOT	AST	PF	DQ	STL	TO	BLK	PTS	RPG	APG	PPG
1995-96	10	0	56	10	28	.357	1	5	.200	0	0	---	5	1	6	4	5	0	2	0	1	21	0.6	0.4	2.1



# 2015-16 BROOKLYN NETS MEDIA GUIDE

**GMINSKI, MIKE** C 6'11" 255 3/8/1959 **DUKE**

Acquired: Selected in the first-round (7th overall pick) in the 1980 NBA Draft

Departed: Traded to Philadelphia along with Ben Coleman for Roy Hinson, Tim McCormick and a 1989 second-round pick on January 16, 1988

YEAR	G	GS	MIN	FG	FGA	PCT	3FG	3FGA	PCT	FT	FTA	PCT	OFF	DEF	TOT	AST	PF	DQ	STL	TO	BLK	PTS	RPG	APG	PPG
1980-81	56	37	1579	291	688	.423	0	1	.000	155	202	.767	137	282	419	72	127	1	54	128	100	737	7.5	1.3	13.2
1981-82	64	6	740	119	270	.441	0	0	---	97	118	.822	70	116	186	41	69	0	17	56	48	335	2.9	0.6	5.2
1982-83	80	1	1255	213	426	.500	0	1	.000	175	225	.778	154	228	382	61	118	0	35	126	116	601	4.8	0.8	7.5
1983-84	82	2	1655	237	462	.513	0	3	.000	147	184	.799	161	272	433	92	162	0	37	120	70	621	5.3	1.1	7.6
1984-85	81	54	2418	380	818	.465	0	1	.000	276	328	.841	229	404	633	158	135	0	38	136	92	1036	7.8	2.0	12.8
1985-86	81	78	2525	491	959	.512	0	1	.000	351	393	.893	206	462	668	133	163	0	56	140	71	1333	8.2	1.6	16.5
1986-87	72	66	2272	433	947	.457	0	0	---	313	370	.846	192	438	630	99	159	0	52	129	69	1179	8.8	1.4	16.4
1987-88	34	34	1194	215	474	.454	0	2	.000	143	166	.861	82	238	320	55	78	0	28	83	33	573	9.4	1.6	16.9
<b>TOTALS</b>	<b>550</b>	<b>278</b>	<b>13638</b>	<b>2379</b>	<b>5044</b>	<b>.472</b>	<b>0</b>	<b>9</b>	<b>.000</b>	<b>1657</b>	<b>1986</b>	<b>.834</b>	<b>1231</b>	<b>2440</b>	<b>3671</b>	<b>711</b>	<b>1011</b>	<b>1</b>	<b>317</b>	<b>918</b>	<b>599</b>	<b>6415</b>	<b>6.7</b>	<b>1.3</b>	<b>11.7</b>

PLAYOFFS	G	GS	MIN	FG	FGA	PCT	3FG	3FGA	PCT	FT	FTA	PCT	OFF	DEF	TOT	AST	PF	DQ	STL	TO	BLK	PTS	RPG	APG	PPG
1982	1	0	10	2	3	.667	0	0	---	1	2	.500	0	2	2	0	2	0	0	0	5	2.0	0.0	5.0	
1983	2	0	29	6	9	.667	0	0	---	3	4	.750	4	5	9	1	2	0	0	1	4	15	4.5	0.5	7.5
1984	11	0	223	29	50	.580	0	0	---	36	52	.692	22	33	55	6	17	0	7	9	15	94	5.0	0.5	8.5
1985	3	0	81	18	33	.545	0	0	---	6	6	1.000	4	15	19	4	5	0	3	10	5	42	6.3	1.3	14.0
1986	3	3	109	16	43	.372	0	0	---	26	27	.963	11	19	30	5	11	0	4	9	2	58	10.0	1.7	19.3
TOTALS	20	3	452	71	138	.514	0	0	---	72	91	.791	41	74	115	16	37	0	14	29	26	214	5.8	0.8	10.7

**GOLDWIRE, ANTHONY** G 6'2" 182 6/9/1971 **HOUSTON**

Acquired: Signed as a free agent on March 22, 2004

Departed: Waived on April 6, 2004

YEAR	G	GS	MIN	FG	FGA	PCT	3FG	3FGA	PCT	FT	FTA	PCT	OFF	DEF	TOT	AST	PF	DQ	STL	TO	BLK	PTS	RPG	APG	PPG
2003-04	6	0	19	2	8	.250	0	2	.000	0	0	---	0	1	1	1	0	0	2	1	0	4	0.2	0.2	0.7

**GOODRICH, STEVE** F 6'10" 220 3/18/1976 **PRINCETON**

Acquired: Signed as a free agent on November 26, 2001

Departed: Waived on January 6, 2002

YEAR	G	GS	MIN	FG	FGA	PCT	3FG	3FGA	PCT	FT	FTA	PCT	OFF	DEF	TOT	AST	PF	DQ	STL	TO	BLK	PTS	RPG	APG	PPG
2001-02	8	0	50	2	10	.200	0	0	---	1	2	.500	1	4	5	5	10	0	1	3	2	5	0.6	0.6	0.6

**GRAHAM, GREG** G 6'4" 190 12/26/1970 **INDIANA**

Acquired: From Philadelphia along with Shawn Bradley and Tim Perry for Derrick Coleman, Rex Walters and Sean Higgins on November 30, 1995

Departed: Traded to Seattle for Vincent Askew on November 4, 1996

YEAR	G	GS	MIN	FG	FGA	PCT	3FG	3FGA	PCT	FT	FTA	PCT	OFF	DEF	TOT	AST	PF	DQ	STL	TO	BLK	PTS	RPG	APG	PPG
1995-96	45	2	485	61	161	.379	25	68	.368	37	51	.725	12	30	42	41	48	0	20	29	1	184	0.9	0.9	4.1

**GRAHAM, STEPHEN** G 6'6" 215 11/06/1982 **OKLAHOMA STATE**

Acquired: Signed as a free agent on September 15, 2010

Departed: Became a free agent following the 2010-11 season

YEAR	G	GS	MIN	FG	FGA	PCT	3FG	3FGA	PCT	FT	FTA	PCT	OFF	DEF	TOT	AST	PF	DQ	STL	TO	BLK	PTS	RPG	APG	PPG
2010-11	59	28	959	81	200	.405	5	21	.238	31	38	.816	17	106	123	40	106	0	14	38	1	198	2.1	0.7	3.4

**GRAY, EVRIC** F 6'7" 235 12/13/1969 **UNLV**

Acquired: Signed as a free agent on December 10, 1996

Departed: Waived on December 23, 1996

YEAR	G	GS	MIN	FG	FGA	PCT	3FG	3FGA	PCT	FT	FTA	PCT	OFF	DEF	TOT	AST	PF	DQ	STL	TO	BLK	PTS	RPG	APG	PPG
1996-97	5	0	42	4	15	.267	1	4	.250	4	4	1.000	1	2	3	2	5	0	1	3	0	13	0.6	0.4	2.6

**GREEN, GERALD** F 6'8" 200 1/26/1986 **Gulf Shores Academy H.S. (TX)**

Acquired: Signed as a free agent on February 1, 2011

Departed: Became a free agent following the 2011-12 season

YEAR	G	GS	MIN	FG	FGA	PCT	3FG	3FGA	PCT	FT	FTA	PCT	OFF	DEF	TOT	AST	PF	DQ	STL	TO	BLK	PTS	RPG	APG	PPG
2011-12	31	2	781	154	320	.481	43	110	.391	49	65	.754	15	93	108	34	80	0	28	55	17	400	3.5	1.1	12.9

**GREENE, ORIE** G 6'4" 210 4/2/1982 **LOUISIANA-LAFAYETTE**

Acquired: Signed as a free agent on February 1, 2011

Departed: Contract expired on February 10, 2011

YEAR	G	GS	MIN	FG	FGA	PCT	3FG	3FGA	PCT	FT	FTA	PCT	OFF	DEF	TOT	AST	PF	DQ	STL	TO	BLK	PTS	RPG	APG	PPG
2010-11	3	0	5	1	2	.500	0	0	---	1	2	.500	0	0	0	1	0	0	1	0	0	3	1.0	0.3	1.0

**GUTIERREZ, JORGE** G 6'3" 191 12/27/1988 **CALIFORNIA**

Acquired: Signed as a free agent on March 6, 2014

Departed: Traded to Philadelphia with Andrei Kirilenko, the Nets' second round draft pick in 2020 and the right to swap second round picks in 2018 in exchange for Brandon Davies on December 11, 2014

YEAR	G	GS	MIN	FG	FGA	PCT	3FG	3FGA	PCT	FT	FTA	PCT	OFF	DEF	TOT	AST	PF	DQ	STL	TO	BLK	PTS	RPG	APG	PPG
2013-14	15	2	244	25	54	.463	3	12	.250	9	12	.750	3	19	22	30	37	1	10	14	1	62	1.5	2.0	4.1
2014-15	10	0	44	7	14	.500	0	1	.000	2	3	.667	0	7	7	7	9	0	1	3	0	16	0.7	0.7	1.6
<b>TOTALS</b>	<b>25</b>	<b>2</b>	<b>288</b>	<b>32</b>	<b>68</b>	<b>.471</b>	<b>3</b>	<b>13</b>	<b>.231</b>	<b>11</b>	<b>15</b>	<b>.733</b>	<b>3</b>	<b>26</b>	<b>29</b>	<b>37</b>	<b>46</b>	<b>1</b>	<b>11</b>	<b>17</b>	<b>1</b>	<b>78</b>	<b>1.2</b>	<b>1.5</b>	<b>3.1</b>

PLAYOFFS	G	GS	MIN	FG	FGA	PCT	3FG	3FGA	PCT	FT	FTA	PCT	OFF	DEF	TOT	AST	PF	DQ	STL	TO	BLK	PTS	RPG	APG	PPG
2014	2	0	3	0	0	---	0	0	---	2	4	.500	1	0	1	0	0	0	0	0	0	2	0.5	0.0	1.0

**HACKETT, RUDY** F 6'9" 215 10/5/1953 **SYRACUSE**

Acquired: From Denver for a future draft pick on October 18, 1976

Departed: Waived on October 29, 1976

YEAR	G	GS	MIN	FG	FGA	PCT	3FG	3FGA	PCT	FT	FTA	PCT	OFF	DEF	TOT	AST	PF	DQ	STL	TO	BLK	PTS	RPG	APG	PPG
1976-77	1	0	8	0	2	.000	0	0	---	2	5	.400	1	2	3	0	1	0	0	0	0	2	3.0	0.0	2.0



# 2015-16 BROOKLYN NETS MEDIA GUIDE

**HALEY, JACK** F/C 6'10" 240 1/27/1964 UCLA

Acquired: Claimed on waivers on December 20, 1989

Departed: Became a free agent following the 1990-91 season

Acquired: Signed as a free agent on January 30, 1997

Departed: Retired after the 1997-98 season

YEAR	G	GS	MIN	FG	FGA	PCT	3FG	3FGA	PCT	FT	FTA	PCT	OFF	DEF	TOT	AST	PF	DQ	STL	TO	BLK	PTS	RPG	APG	PPG
1989-90	56	26	1026	129	327	.394	0	1	.000	78	118	.661	108	174	282	22	163	1	18	65	11	336	5.0	0.4	6.0
1990-91	78	18	1178	161	343	.469	0	0	---	112	181	.619	140	216	356	31	199	0	20	63	21	434	4.6	0.4	5.6
1996-97	20	0	74	13	37	.351	0	0	---	14	19	.737	13	19	32	5	14	0	1	2	1	40	1.6	0.3	2.0
1997-98	16	0	51	5	18	.278	0	1	.000	12	21	.571	5	10	15	0	9	0	0	4	1	22	0.9	0.0	1.4
<b>TOTALS</b>	<b>170</b>	<b>44</b>	<b>2329</b>	<b>308</b>	<b>725</b>	<b>.425</b>	<b>0</b>	<b>2</b>	<b>.000</b>	<b>216</b>	<b>339</b>	<b>.637</b>	<b>266</b>	<b>419</b>	<b>685</b>	<b>58</b>	<b>385</b>	<b>1</b>	<b>39</b>	<b>134</b>	<b>34</b>	<b>832</b>	<b>4.0</b>	<b>0.3</b>	<b>4.9</b>

**HARRIS, DEVIN** G 6'3" 185 2/27/1983 WISCONSIN

Acquired: From Dallas along with Maurice Ager, Trenton Hassell, DeSagana Diop, Keith Van Horn, two first round draft picks and cash considerations, in exchange for Jason Kidd, Antione Wright and Malik Allen

Departed: Traded to Utah along with Derrick Favors and two First Round draft picks in exchange for Deron Williams on February 23, 2011

YEAR	G	GS	MIN	FG	FGA	PCT	3FG	3FGA	PCT	FT	FTA	PCT	OFF	DEF	TOT	AST	PF	DQ	STL	TO	BLK	PTS	RPG	APG	PPG
2007-08	25	22	838	134	306	.438	31	97	.320	87	105	.829	11	71	82	163	63	0	34	68	8	386	3.3	6.5	15.4
2008-09	69	69	2494	455	1039	.438	64	220	.291	496	605	.820	30	201	231	476	164	0	114	212	13	1470	3.3	6.9	21.3
2009-10	64	61	2221	356	884	.403	60	217	.276	308	386	.798	24	179	203	423	178	0	79	181	18	1080	3.2	6.6	16.9
2010-11	54	54	1724	260	612	.425	33	110	.300	258	307	.840	11	118	129	411	130	1	57	158	5	811	2.4	7.6	15.0
<b>TOTALS</b>	<b>212</b>	<b>206</b>	<b>7277</b>	<b>1205</b>	<b>2841</b>	<b>.424</b>	<b>188</b>	<b>644</b>	<b>.292</b>	<b>1149</b>	<b>1403</b>	<b>.819</b>	<b>76</b>	<b>569</b>	<b>645</b>	<b>1473</b>	<b>535</b>	<b>1</b>	<b>284</b>	<b>619</b>	<b>44</b>	<b>3747</b>	<b>3.0</b>	<b>6.9</b>	<b>17.7</b>

**HARRIS, LUCIOUS** G 6'5" 205 12/18/1970 LONG BEACH STATE

Acquired: From Philadelphia along with Michael Cage, Don MacLean and the draft rights to Keith Van Horn for Jim Jackson, Eric Montross and the draft rights to Tim Thomas and Anthony Parker on June 27, 1997

Departed: Waived on September 15, 2004

YEAR	G	GS	MIN	FG	FGA	PCT	3FG	3FGA	PCT	FT	FTA	PCT	OFF	DEF	TOT	AST	PF	DQ	STL	TO	BLK	PTS	RPG	APG	PPG
1997-98	50	0	671	69	177	.390	12	39	.308	41	55	.745	21	31	52	42	77	0	42	21	5	191	1.0	0.8	3.8
1998-99	36	5	602	73	181	.403	11	50	.220	36	48	.750	21	46	67	31	52	1	18	18	7	193	1.9	0.9	5.4
1999-00	77	11	1510	198	463	.428	38	115	.330	79	99	.798	53	134	187	100	98	0	65	42	6	513	2.4	1.3	6.7
2000-01	73	50	2071	265	624	.425	46	132	.348	107	139	.770	71	217	288	135	127	1	74	64	16	683	3.9	1.8	9.4
2001-02	74	0	1553	249	537	.464	44	118	.373	113	158	.842	49	158	207	116	99	1	53	61	6	675	2.8	1.6	9.1
2002-03	77	25	1973	298	721	.413	47	136	.346	152	189	.804	63	169	232	155	95	0	53	71	8	795	3.0	2.0	10.3
2003-04	69	15	1504	187	463	.404	38	101	.376	66	78	.846	39	101	140	135	74	0	41	53	2	478	2.0	2.0	6.9
<b>TOTALS</b>	<b>456</b>	<b>106</b>	<b>9884</b>	<b>1339</b>	<b>3166</b>	<b>.423</b>	<b>236</b>	<b>691</b>	<b>.342</b>	<b>594</b>	<b>766</b>	<b>.775</b>	<b>317</b>	<b>856</b>	<b>1173</b>	<b>714</b>	<b>622</b>	<b>3</b>	<b>346</b>	<b>330</b>	<b>50</b>	<b>3528</b>	<b>2.6</b>	<b>1.6</b>	<b>7.7</b>

PLAYOFFS	G	GS	MIN	FG	FGA	PCT	3FG	3FGA	PCT	FT	FTA	PCT	OFF	DEF	TOT	AST	PF	DQ	STL	TO	BLK	PTS	RPG	APG	PPG
1998	3	0	52	2	6	.333	0	2	.000	5	6	.833	1	7	8	1	11	0	2	2	0	9	2.7	0.3	3.0
2002	20	0	418	65	133	.489	8	22	.364	39	47	.830	13	41	54	18	29	0	13	16	0	177	2.7	0.9	8.9
2003	20	0	435	54	138	.391	11	33	.333	36	46	.783	19	33	52	32	39	0	9	22	0	155	2.6	1.6	7.8
2004	11	0	182	19	49	.388	3	12	.250	14	18	.778	10	12	22	10	16	0	7	5	1	55	2.0	0.9	5.0
<b>TOTALS</b>	<b>54</b>	<b>0</b>	<b>1087</b>	<b>140</b>	<b>326</b>	<b>.429</b>	<b>22</b>	<b>69</b>	<b>.319</b>	<b>94</b>	<b>117</b>	<b>.803</b>	<b>43</b>	<b>93</b>	<b>136</b>	<b>61</b>	<b>95</b>	<b>0</b>	<b>31</b>	<b>45</b>	<b>1</b>	<b>396</b>	<b>2.5</b>	<b>1.1</b>	<b>7.3</b>

**HARVEY, DONNELL** F 6'8" 220 8/26/1980 FLORIDA

Acquired: Signed as a free agent on February 1, 2005

Departed: Waived on February 14, 2005

YEAR	G	GS	MIN	FG	FGA	PCT	3FG	3FGA	PCT	FT	FTA	PCT	OFF	DEF	TOT	AST	PF	DQ	STL	TO	BLK	PTS	RPG	APG	PPG
2004-05	3	0	16	2	2	1.000	0	0	---	4	4	1.000	2	5	7	1	2	0	1	1	1	8	2.3	0.3	2.7

**HASSELL, TRENTON** G 6'5" 233 4/3/1979 AUSTIN PEAY

Acquired: From Dallas along with Devin Harris, Maurice Ager, DeSagana Diop, Keith Van Horn, two first round draft picks and cash considerations, in exchange for Jason Kidd, Antione Wright and Malik Allen on February 19, 2008

Departed: Became a free agent following the 2009-10 season

YEAR	G	GS	MIN	FG	FGA	PCT	3FG	3FGA	PCT	FT	FTA	PCT	OFF	DEF	TOT	AST	PF	DQ	STL	TO	BLK	PTS	RPG	APG	PPG
2007-08	26	0	310	20	55	.364	1	5	.200	6	8	.750	9	30	39	15	35	0	4	8	2	47	1.5	0.6	1.8
2008-09	53	31	1094	86	191	.450	2	8	.250	20	25	.800	50	96	146	51	92	0	21	30	16	194	2.8	1.0	3.7
2009-10	52	31	1106	90	219	.411	0	5	.000	52	69	.754	56	96	152	50	91	0	17	47	9	232	2.9	1.0	4.5
<b>TOTALS</b>	<b>131</b>	<b>62</b>	<b>2510</b>	<b>196</b>	<b>465</b>	<b>.422</b>	<b>3</b>	<b>18</b>	<b>.167</b>	<b>78</b>	<b>102</b>	<b>.765</b>	<b>115</b>	<b>222</b>	<b>337</b>	<b>116</b>	<b>218</b>	<b>0</b>	<b>42</b>	<b>85</b>	<b>27</b>	<b>473</b>	<b>2.6</b>	<b>0.9</b>	<b>3.6</b>

**HAWKINS, ROBERT** G 6'4" 190 6/30/1954 ILLINOIS STATE

Acquired: Signed as a free agent on December 16, 1976

Departed: Waived on November 28, 1977

YEAR	G	GS	MIN	FG	FGA	PCT	3FG	3FGA	PCT	FT	FTA	PCT	OFF	DEF	TOT	AST	PF	DQ	STL	TO	BLK	PTS	RPG	APG	PPG
1976-77	52	11	1481	406	909	.447	0	0	---	194	282	.688	67	87	154	93	163	2	77	0	26	1006	3.0	1.8	19.3
1977-78	15	5	343	69	150	.460	0	0	---	25	29	.862	21	29	50	37	51	1	22	43	13	163	3.3	2.5	10.9
<b>TOTALS</b>	<b>67</b>	<b>16</b>	<b>1824</b>	<b>475</b>	<b>1059</b>	<b>.449</b>	<b>0</b>	<b>0</b>	<b>---</b>	<b>219</b>	<b>311</b>	<b>.704</b>	<b>88</b>	<b>116</b>	<b>204</b>	<b>130</b>	<b>214</b>	<b>3</b>	<b>99</b>	<b>43</b>	<b>39</b>	<b>1169</b>	<b>3.0</b>	<b>1.9</b>	<b>17.4</b>

**HAYES, JARVIS** F 6'8" 228 9/8/1981 GEORGIA

Acquired: Signed as a free agent on July 16, 2008

Departed: Became a free agent following the 2009-10 season

YEAR	G	GS	MIN	FG	FGA	PCT	3FG	3FGA	PCT	FT	FTA	PCT	OFF	DEF	TOT	AST	PF	DQ	STL	TO	BLK	PTS	RPG	APG	PPG
2008-09	74	1	1832	257	577	.445	94	244	.385	36	52	.692	27	240	267	54	162	2	52	49	7	644	3.6	0.7	8.7
2009-10	45	19	1033	138	328	.421	60	179	.335	14	18	.778	9	99	108	40	91	0	29	28	9	350	2.4	0.9	7.8
<b>TOTALS</b>	<b>119</b>	<b>20</b>	<b>2865</b>	<b>395</b>	<b>905</b>	<b>.436</b>	<b>154</b>	<b>423</b>	<b>.364</b>	<b>50</b>	<b>70</b>	<b>.714</b>	<b>36</b>	<b>339</b>	<b>375</b>	<b>94</b>	<b>253</b>	<b>2</b>	<b>81</b>	<b>77</b>	<b>16</b>	<b>994</b>	<b>3.2</b>	<b>0.8</b>	<b>8.4</b>

**HENDRICKSON, MARK** F 6'9" 220 6/23/1974 WASHINGTON STATE

Acquired: Signed as a free agent on March 25, 1999

Departed: Became a free agent following the 1998-99 season

Acquired: Signed as a free agent on April 7, 2000

Departed: Became a free agent following the 1999-00 season

YEAR	G	GS	MIN	FG	FGA	PCT	3FG	3FGA	PCT	FT	FTA	PCT	OFF	DEF	TOT	AST	PF	DQ	STL	TO	BLK	PTS	RPG	APG	PPG
1998-99	22	6	399	39	88	.443	0	1	.000	42	50	.840	27	41	68	13	39	0	12	15	1	120	3.1	0.6	5.5
1999-00	5	0	24	0	1	.000	0	0	---	1	2	.500	1	1	2	3	1	0	0	0	0	1	0.4	0.6	0.2
<b>TOTALS</b>	<b>27</b>	<b>6</b>	<b>423</b>	<b>39</b>	<b>89</b>	<b>.438</b>	<b>0</b>	<b>1</b>	<b>.000</b>	<b>43</b>	<b>52</b>	<b>.827</b>	<b>28</b>	<b>42</b>	<b>70</b>	<b>16</b>	<b>40</b>	<b>0</b>	<b>12</b>	<b>15</b>	<b>1</b>	<b>121</b>	<b>2.6</b>	<b>0.6</b>	<b>4.5</b>



# 2015-16 BROOKLYN NETS MEDIA GUIDE

**HIGGINS, ROD** F 6'7" 205 1/31/1960 FRESNO STATE

Acquired: Signed as a free agent on February 21, 1986  
Departed: Released on March 23, 1986

YEAR	G	GS	MIN	FG	FGA	PCT	3FG	3FGA	PCT	FT	FTA	PCT	OFF	DEF	TOT	AST	PF	DQ	STL	TO	BLK	PTS	RPG	APG	PPG
1985-86	2	0	29	3	16	.188	0	2	.000	0	0	---	3	5	8	1	6	0	1	2	4	6	4.0	0.5	3.0

**HIGGINS, SEAN** G/F 6'9" 215 12/30/1968 MICHIGAN

Acquired: Signed as a free agent on June 20, 1994  
Departed: Traded along with Derrick Coleman and Rex Walters to Philadelphia for Shawn Bradley, Tim Perry and Greg Graham on November 30, 1995

YEAR	G	GS	MIN	FG	FGA	PCT	3FG	3FGA	PCT	FT	FTA	PCT	OFF	DEF	TOT	AST	PF	DQ	STL	TO	BLK	PTS	RPG	APG	PPG
1994-95	57	7	735	105	273	.385	23	78	.295	35	40	.875	25	52	77	29	93	1	10	35	9	268	1.4	0.5	4.7

**HILLMAN, DARNELL** F 6'9" 215 8/29/1949 SAN JOSE STATE

Acquired: From Indiana to complete the John Williamson trade on April 11, 1977  
Departed: Traded to Denver for a future draft pick on January 30, 1978

YEAR	G	GS	MIN	FG	FGA	PCT	3FG	3FGA	PCT	FT	FTA	PCT	OFF	DEF	TOT	AST	PF	DQ	STL	TO	BLK	PTS	RPG	APG	PPG
1977-78	45	41	1220	236	501	.471	0	0	.000	118	205	.576	126	212	338	49	160	7	49	109	44	590	7.5	1.1	13.1

**HINSON, ROY** F 6'9" 215 2/5/1961 RUTGERS

Acquired: From Philadelphia along with Tim McCormick and a 1989 second-round draft pick for Mike Gminski and Ben Coleman on January 16, 1988  
Departed: Retired following the 1990-91 season

YEAR	G	GS	MIN	FG	FGA	PCT	3FG	3FGA	PCT	FT	FTA	PCT	OFF	DEF	TOT	AST	PF	DQ	STL	TO	BLK	PTS	RPG	APG	PPG
1987-88	48	47	1747	330	658	.502	0	1	.000	183	227	.806	106	242	348	72	185	3	45	106	72	843	7.3	1.5	17.6
1988-89	82	39	2542	495	1027	.482	0	2	.000	318	420	.757	152	370	522	71	298	3	34	165	121	1308	6.4	0.9	16.0
1989-90	25	19	793	145	286	.507	0	0	---	86	99	.869	61	111	172	22	87	0	14	52	27	376	6.9	0.9	15.0
1990-91	9	0	91	20	39	.513	0	0	---	1	3	.333	6	13	19	4	14	0	0	6	3	41	2.1	0.4	4.6
TOTALS	164	105	5173	990	2010	.493	0	3	.000	588	749	.785	325	736	1061	169	584	6	93	329	223	2568	6.5	1.0	15.7

**HOPPEN, DAVE** C 6'11" 235 3/13/1964 NEBRASKA

Acquired: Signed as a free agent on April 9, 1993  
Departed: Waived on April 23, 1993

YEAR	G	GS	MIN	FG	FGA	PCT	3FG	3FGA	PCT	FT	FTA	PCT	OFF	DEF	TOT	AST	PF	DQ	STL	TO	BLK	PTS	RPG	APG	PPG
1992-93	2	0	10	1	1	1.000	0	0	---	0	2	.000	1	3	4	0	2	0	0	0	0	2	2.0	0.0	1.0

**HOPSON, DENNIS** G/F 6'5" 200 4/22/1965 OHIO STATE

Acquired: Drafted by New Jersey in the first round (3rd overall pick) in the 1987 NBA Draft  
Departed: Traded to Chicago for a 1990 first round draft pick and 1991 and 1992 second-round draft picks on June 26, 1990

YEAR	G	GS	MIN	FG	FGA	PCT	3FG	3FGA	PCT	FT	FTA	PCT	OFF	DEF	TOT	AST	PF	DQ	STL	TO	BLK	PTS	RPG	APG	PPG
1987-88	61	19	1365	222	549	.404	12	45	.267	131	177	.740	63	80	143	118	145	0	57	119	25	587	2.3	1.9	9.6
1988-89	62	36	1551	299	714	.419	4	27	.148	186	219	.849	91	111	202	103	150	0	70	102	30	788	3.3	1.7	12.7
1989-90	79	64	2551	474	1093	.434	32	101	.317	271	342	.792	113	166	279	151	183	1	100	168	51	1251	3.5	1.9	15.8
TOTALS	202	119	5467	995	2356	.422	48	173	.277	588	738	.797	267	357	624	372	478	1	227	389	106	2626	3.1	1.8	13.0

**HORNER, DENNIS** F 6'9" 230 2/5/1988 NORTH CAROLINA STATE

Acquired: Signed as a free agent on December 9, 2011  
Departed: Waived on January 18, 2012  
Acquired: Signed as a free agent on March 30, 2012  
Departed: Contract expired on April 8, 2012

YEAR	G	GS	MIN	FG	FGA	PCT	3FG	3FGA	PCT	FT	FTA	PCT	OFF	DEF	TOT	AST	PF	DQ	STL	TO	BLK	PTS	RPG	APG	PPG
2011-12	8	0	22	1	4	.250	0	1	.000	3	4	.750	2	3	5	0	1	0	0	1	0	5	0.6	0.0	0.6

**HOUSE, EDDIE** G 6'4" 175 5/14/1978 ARIZONA STATE

Acquired: Signed as a free agent on August 17, 2006  
Departed: Became a free agent following the 2006-07 season

YEAR	G	GS	MIN	FG	FGA	PCT	3FG	3FGA	PCT	FT	FTA	PCT	OFF	DEF	TOT	AST	PF	DQ	STL	TO	BLK	PTS	RPG	APG	PPG
2006-07	56	1	946	180	421	.428	75	175	.429	33	36	.917	14	78	92	67	69	0	27	27	3	468	1.6	1.2	8.4
PLAYOFFS	G	GS	MIN	FG	FGA	PCT	3FG	3FGA	PCT	FT	FTA	PCT	OFF	DEF	TOT	AST	PF	DQ	STL	TO	BLK	PTS	RPG	APG	PPG
2007	4	0	18	2	8	.250	1	6	.167	0	0	---	0	2	2	1	2	0	1	2	0	5	0.5	0.3	1.3

**HUGHES, KIM** C 6'11" 220 4/6/1952 WISCONSIN

Acquired: From San Antonio along with Chuck Terry, Rich Jones and Bob Warren for Billy Paultz on September 8, 1975  
Departed: Became a free agent following the 1977-78 season

YEAR	G	GS	MIN	FG	FGA	PCT	3FG	3FGA	PCT	FT	FTA	PCT	OFF	DEF	TOT	AST	PF	DQ	STL	TO	BLK	PTS	RPG	APG	PPG
1976-77	81	70	2081	151	354	.427	0	0	---	19	69	.275	189	375	564	98	308	9	122	0	119	321	7.0	1.2	4.0
1977-78	56	3	854	57	160	.356	0	0	---	9	29	.310	95	145	240	38	163	9	49	57	49	123	4.3	0.7	2.2
TOTALS	137	73	2935	208	514	.405	0	0	---	28	98	.286	284	520	804	136	471	18	171	57	168	444	5.9	1.0	3.2





# 2015-16 BROOKLYN NETS MEDIA GUIDE

## HUMPHRIES, KRIS F 6'9" 235 2/6/1985 MINNESOTA

Acquired: From Dallas along with Shawne Williams in exchange for Eduardo Najera on January 11, 2010

Departed: Traded to Boston along with Gerald Wallace, MarShon Brooks, Keith Bogans, Kris Joseph, three first round draft picks (2014, 2016 and 2018) and the right to swap first round selections in 2017 in exchange for Kevin Garnett, Jason Terry, D.J. White and a 2017 second round draft pick on July 12, 2013

YEAR	G	GS	MIN	FG	FGA	PCT	3FG	3FGA	PCT	FT	FTA	PCT	OFF	DEF	TOT	AST	PF	DQ	STL	TO	BLK	PTS	RPG	APG	PPG
2009-10	44	0	906	127	293	.433	0	1	.000	102	146	.699	82	201	283	25	102	0	29	53	37	356	6.4	0.6	8.1
2010-11	74	44	2061	307	583	.527	0	1	.000	127	191	.665	225	546	771	84	168	0	33	103	80	741	10.4	1.1	10.0
2011-12	62	62	2162	323	671	.481	0	0	---	209	278	.752	233	448	681	90	173	2	50	119	74	855	11.0	1.5	13.8
2012-13	65	21	1191	139	310	.448	0	2	.000	97	123	.789	126	239	365	32	127	0	16	57	33	357	5.6	0.5	5.8
TOTALS	245	127	6320	896	1857	.482	0	4	.000	535	738	.725	666	1434	2100	231	570	2	128	332	224	2309	8.6	0.9	9.4

PLAYOFFS	G	GS	MIN	FG	FGA	PCT	3FG	3FGA	PCT	FT	FTA	PCT	OFF	DEF	TOT	AST	PF	DQ	STL	TO	BLK	PTS	RPG	APG	PPG
2013	7	0	83	14	31	.452	0	0	---	3	7	.429	10	13	23	1	15	0	1	2	3	31	3.3	0.1	4.4

## ILIC, MILE C 7'2" 255 6/2/1984 SERBIA

Acquired: Drafted by New Jersey in the second round (43rd overall pick) in the 2005 NBA Draft

Departed: Traded to New Orleans along with Bernard Robinson and cash considerations in exchange for David Wesley on October 29, 2007

YEAR	G	GS	MIN	FG	FGA	PCT	3FG	3FGA	PCT	FT	FTA	PCT	OFF	DEF	TOT	AST	PF	DQ	STL	TO	BLK	PTS	RPG	APG	PPG
2006-07	5	0	6	0	3	.000	0	0	---	0	0	---	0	1	1	0	1	0	0	3	0	0	0.2	0.0	0.0

## JACK, JARRETT G 6'3" 200 10/28/1983 GEORGIA TECH

Acquired: From Cleveland with Sergey Karasev in a three-team trade. Boston received Marcus Thornton from Brooklyn and Tyler Zeller and a protected 2016 first round pick from Cleveland on July 10, 2014

YEAR	G	GS	MIN	FG	FGA	PCT	3FG	3FGA	PCT	FT	FTA	PCT	OFF	DEF	TOT	AST	PF	DQ	STL	TO	BLK	PTS	RPG	APG	PPG
2014-15	80	27	2241	359	817	.439	39	146	.267	200	227	.881	19	226	245	373	143	1	75	191	13	957	3.1	4.7	12.0

PLAYOFFS	G	GS	MIN	FG	FGA	PCT	3FG	3FGA	PCT	FT	FTA	PCT	OFF	DEF	TOT	AST	PF	DQ	STL	TO	BLK	PTS	RPG	APG	PPG
2015	6	0	153	28	54	.519	5	15	.333	13	13	1.000	2	23	25	27	14	0	7	20	1	74	4.2	4.5	12.3

## JACKSON, JAREN G/F 6'6" 190 10/24/1967 GEORGETOWN

Acquired: Signed as a free agent on October 3, 1989

Departed: Waived on February 27, 1990

YEAR	G	GS	MIN	FG	FGA	PCT	3FG	3FGA	PCT	FT	FTA	PCT	OFF	DEF	TOT	AST	PF	DQ	STL	TO	BLK	PTS	RPG	APG	PPG
1989-90	28	0	160	25	69	.362	0	3	.000	17	21	.810	16	8	24	13	16	0	13	18	1	67	0.9	0.5	2.4

## JACKSON, JIM G 6'6" 220 10/14/1970 OHIO STATE

Acquired: From Dallas along with Chris Gatling, Eric Montross, George McCloud and Sam Cassell for Shawn Bradley, Ed O'Bannon, Khalid Reeves and Robert Pack on February 17, 1997

Departed: Traded to Philadelphia along with Eric Montross and the draft rights to Tim Thomas and Anthony Parker for Don MacLean, Lucious Harris, Michael Cage and the draft rights to Keith Van Horn on June 27, 1997

YEAR	G	GS	MIN	FG	FGA	PCT	3FG	3FGA	PCT	FT	FTA	PCT	OFF	DEF	TOT	AST	PF	DQ	STL	TO	BLK	PTS	RPG	APG	PPG
1996-97	31	31	1155	184	441	.417	40	108	.370	104	122	.852	51	133	184	160	81	0	29	101	17	512	5.9	5.2	16.5

## JACKSON, MARC F/C 6'10" 253 1/16/1975 TEMPLE

Acquired: From Philadelphia in exchange for draft considerations on August 9, 2005

Departed: Traded to New Orleans along with Linton Johnson III, in exchange for Bostjan Nachbar on February 23, 2006

YEAR	G	GS	MIN	FG	FGA	PCT	3FG	3FGA	PCT	FT	FTA	PCT	OFF	DEF	TOT	AST	PF	DQ	STL	TO	BLK	PTS	RPG	APG	PPG
2005-06	37	0	433	66	148	.446	0	0	---	38	48	.792	30	59	89	22	70	0	5	28	6	170	2.4	0.6	4.6

## JACKSON, PHIL F 6'8" 220 09/17/1945 NORTH DAKOTA

Acquired: From New York along with a draft pick for future draft picks on June 8, 1978

Departed: Waived on October 11, 1978

Acquired: Signed as a free agent on November 10, 1978

Departed: Waived on October 12, 1979

Acquired: Signed as a free agent on February 15, 1980

Departed: Retired following the 1979-80 season

YEAR	G	GS	MIN	FG	FGA	PCT	3FG	3FGA	PCT	FT	FTA	PCT	OFF	DEF	TOT	AST	PF	DQ	STL	TO	BLK	PTS	RPG	APG	PPG
1978-79	59	1	1070	144	303	.475	0	0	---	86	105	.819	59	119	178	85	168	7	45	78	22	374	3.0	1.4	6.3
1979-80	16	0	194	29	46	.630	0	2	.000	7	10	.700	12	12	24	12	35	1	5	9	4	65	1.5	0.8	4.1
TOTALS	75	1	1264	173	349	.496	0	2	.000	93	115	.809	71	131	202	97	203	8	50	87	26	439	2.7	1.3	5.9

PLAYOFFS	G	GS	MIN	FG	FGA	PCT	3FG	3FGA	PCT	FT	FTA	PCT	OFF	DEF	TOT	AST	PF	DQ	STL	TO	BLK	PTS	RPG	APG	PPG
1979	2	0	20	1	3	.333	0	0	---	2	2	1.000	2	1	3	0	1	0	1	0	0	4	1.5	0.0	2.0

## JACKSON, STEPHEN G/F 6'8" 220 5/4/1978 OAK HILL ACADEMY H.S.

Acquired: Signed as a free agent on October 2, 2000

Departed: Became a free agent following the 2000-01 season

YEAR	G	GS	MIN	FG	FGA	PCT	3FG	3FGA	PCT	FT	FTA	PCT	OFF	DEF	TOT	AST	PF	DQ	STL	TO	BLK	PTS	RPG	APG	PPG
2000-01	77	40	1660	243	572	.425	52	155	.335	97	135	.719	41	167	208	140	166	2	86	130	14	635	2.7	1.8	8.2

## JAMERSON, DAVE G 6'5" 190 8/13/1967 OHIO

Acquired: Signed as a free agent on March 24, 1994

Departed: Retired following the 1993-94 season

YEAR	G	GS	MIN	FG	FGA	PCT	3FG	3FGA	PCT	FT	FTA	PCT	OFF	DEF	TOT	AST	PF	DQ	STL	TO	BLK	PTS	RPG	APG	PPG
1993-94	4	0	10	0	5	.000	0	0	---	1	2	.500	0	3	3	1	0	0	0	1	0	1	0.8	0.3	0.3



# 2015-16 BROOKLYN NETS MEDIA GUIDE

**JAMES, DAMION** F 6'7" 220 10/7/1987 TEXAS

Acquired: From Atlanta in exchange for the draft rights to Jordan Crawford and Tibor Pleiss on June 24, 2010

Departed: Became a free agent following the 2011-12 season

Acquired: Signed a 10-day contract on January 13, 2013

Departed: 10-day contract expired on January 23, 2013

YEAR	G	GS	MIN	FG	FGA	PCT	3FG	3FGA	PCT	FT	FTA	PCT	OFF	DEF	TOT	AST	PF	DQ	STL	TO	BLK	PTS	RPG	APG	PPG
2010-11	25	9	403	46	103	.447	0	3	.000	18	28	.643	17	68	85	20	36	0	16	25	12	110	3.4	0.8	4.4
2011-12	7	7	170	13	35	.371	0	1	.000	8	12	.667	7	26	33	3	17	0	7	12	7	34	4.7	0.4	4.9
2012-13	2	0	24	0	0	---	0	0	---	0	0	---	0	1	1	0	0	0	0	0	0	0	0.5	0.0	0.0
<b>TOTALS</b>	<b>34</b>	<b>16</b>	<b>573</b>	<b>59</b>	<b>138</b>	<b>.428</b>	<b>0</b>	<b>4</b>	<b>.000</b>	<b>26</b>	<b>40</b>	<b>.650</b>	<b>24</b>	<b>95</b>	<b>119</b>	<b>23</b>	<b>53</b>	<b>0</b>	<b>23</b>	<b>37</b>	<b>19</b>	<b>144</b>	<b>3.5</b>	<b>0.7</b>	<b>4.2</b>

**JEFFERSON, CORY** F 6'9" 218 12/26/1990 BAYLOR

Acquired: From Philadelphia in exchange for cash considerations on June 26, 2014

Departed: Waived on July 13, 2015

YEAR	G	GS	MIN	FG	FGA	PCT	3FG	3FGA	PCT	FT	FTA	PCT	OFF	DEF	TOT	AST	PF	DQ	STL	TO	BLK	PTS	RPG	APG	PPG
2014-15	50	1	531	75	167	.449	2	15	.133	31	54	.574	47	98	145	16	61	0	10	20	21	183	2.9	0.3	3.7

PLAYOFFS	G	GS	MIN	FG	FGA	PCT	3FG	3FGA	PCT	FT	FTA	PCT	OFF	DEF	TOT	AST	PF	DQ	STL	TO	BLK	PTS	RPG	APG	PPG
2015																									

DNP - COACH'S DECISION

**JEFFERSON, RICHARD** F 6'7" 222 6/21/1980 ARIZONA

Acquired: From Houston along with the draft rights to Brandon Armstrong and Jason Collins for the draft rights to Eddie Griffin on June 27, 2001

Departed: Traded to Milwaukee in exchange for Yi Jianlian and Bobby Simmons on June 26, 2008

YEAR	G	GS	MIN	FG	FGA	PCT	3FG	3FGA	PCT	FT	FTA	PCT	OFF	DEF	TOT	AST	PF	DQ	STL	TO	BLK	PTS	RPG	APG	PPG
2001-02	79	9	1917	270	591	.457	13	56	.232	189	265	.713	85	208	293	140	211	5	64	107	48	742	3.7	1.8	9.4
2002-03	80	80	2879	456	911	.501	6	24	.250	324	436	.743	150	364	514	201	216	1	80	156	44	1242	6.4	2.5	15.5
2003-04	82	82	3133	555	1115	.498	48	132	.364	357	468	.763	109	355	464	315	224	1	92	198	28	1515	5.7	3.8	18.5
2004-05	33	33	1355	238	564	.422	30	89	.337	227	269	.844	49	191	240	133	109	1	33	132	17	733	7.3	4.0	22.2
2005-06	78	78	3059	495	1005	.493	60	188	.319	471	580	.812	95	439	534	297	193	1	59	174	17	1521	6.8	3.8	19.5
2006-07	55	53	1956	303	665	.456	52	145	.359	239	326	.733	48	192	240	148	123	0	34	120	8	897	4.4	2.7	16.3
2007-08	82	82	3200	619	1328	.466	77	213	.362	542	679	.798	93	249	342	252	225	2	76	199	21	1857	4.2	3.1	22.6
<b>TOTALS</b>	<b>489</b>	<b>417</b>	<b>17499</b>	<b>2936</b>	<b>6179</b>	<b>.475</b>	<b>286</b>	<b>847</b>	<b>.338</b>	<b>2349</b>	<b>3023</b>	<b>.777</b>	<b>629</b>	<b>1998</b>	<b>2627</b>	<b>1486</b>	<b>1301</b>	<b>11</b>	<b>438</b>	<b>1086</b>	<b>183</b>	<b>8507</b>	<b>5.4</b>	<b>3.0</b>	<b>17.4</b>

PLAYOFFS	G	GS	MIN	FG	FGA	PCT	3FG	3FGA	PCT	FT	FTA	PCT	OFF	DEF	TOT	AST	PF	DQ	STL	TO	BLK	PTS	RPG	APG	PPG
2002	20	0	441	53	114	.465	0	2	.000	33	60	.550	16	76	92	25	40	0	11	26	9	139	4.6	1.3	7.0
2003	20	20	711	110	231	.476	0	3	.000	61	85	.718	29	98	127	47	67	0	16	46	4	281	6.4	2.4	14.1
2004	11	11	460	66	158	.418	9	33	.273	77	108	.713	14	55	69	42	35	0	14	43	8	218	6.3	3.8	19.8
2005	4	1	140	20	50	.400	2	10	.200	21	31	.677	8	14	22	9	14	0	3	8	0	63	5.5	2.3	15.8
2006	11	11	437	90	165	.545	12	29	.414	52	63	.825	7	38	45	45	32	0	10	30	4	244	4.1	4.1	22.2
2007	12	12	489	81	168	.482	13	40	.325	61	66	.924	4	63	67	27	24	0	9	27	5	236	5.6	2.3	19.7
<b>TOTALS</b>	<b>78</b>	<b>55</b>	<b>2678</b>	<b>420</b>	<b>886</b>	<b>.474</b>	<b>36</b>	<b>117</b>	<b>.308</b>	<b>305</b>	<b>413</b>	<b>.738</b>	<b>78</b>	<b>344</b>	<b>422</b>	<b>195</b>	<b>212</b>	<b>0</b>	<b>63</b>	<b>180</b>	<b>30</b>	<b>1181</b>	<b>5.4</b>	<b>2.5</b>	<b>15.1</b>

**JOHNSON, ANTHONY** G 6'3" 190 10/10/1974 COLLEGE OF CHARLESTON

Acquired: Signed as a free agent on January 7, 2002

Departed: Became a free agent following the 2002-03 season

YEAR	G	GS	MIN	FG	FGA	PCT	3FG	3FGA	PCT	FT	FTA	PCT	OFF	DEF	TOT	AST	PF	DQ	STL	TO	BLK	PTS	RPG	APG	PPG
2001-02	34	0	366	37	90	.411	4	12	.333	16	25	.640	10	19	29	48	30	0	31	20	1	94	0.9	1.4	2.8
2002-03	66	2	842	103	231	.446	13	35	.371	51	74	.689	13	65	78	86	93	1	37	41	5	270	1.2	1.3	4.1
<b>TOTALS</b>	<b>100</b>	<b>2</b>	<b>1208</b>	<b>140</b>	<b>321</b>	<b>.446</b>	<b>17</b>	<b>47</b>	<b>.362</b>	<b>67</b>	<b>99</b>	<b>.677</b>	<b>23</b>	<b>84</b>	<b>107</b>	<b>134</b>	<b>123</b>	<b>1</b>	<b>68</b>	<b>61</b>	<b>6</b>	<b>364</b>	<b>1.1</b>	<b>1.3</b>	<b>3.6</b>

PLAYOFFS	G	GS	MIN	FG	FGA	PCT	3FG	3FGA	PCT	FT	FTA	PCT	OFF	DEF	TOT	AST	PF	DQ	STL	TO	BLK	PTS	RPG	APG	PPG
2002	19	0	161	20	53	.377	1	10	.100	9	11	.818	2	12	14	21	24	0	6	8	0	50	0.7	1.1	2.6
2003	17	0	122	17	31	.548	3	6	.500	5	6	.833	3	9	12	19	15	0	2	8	0	42	0.7	1.1	2.5
<b>TOTALS</b>	<b>36</b>	<b>0</b>	<b>283</b>	<b>37</b>	<b>84</b>	<b>.440</b>	<b>4</b>	<b>16</b>	<b>.250</b>	<b>14</b>	<b>17</b>	<b>.824</b>	<b>5</b>	<b>21</b>	<b>26</b>	<b>40</b>	<b>39</b>	<b>0</b>	<b>8</b>	<b>16</b>	<b>0</b>	<b>92</b>	<b>0.7</b>	<b>1.1</b>	<b>2.6</b>

**JOHNSON, ARMON** G 6'3" 195 2/23/1989 NEVADA

Acquired: Signed as a free agent on April 9, 2012

Departed: Became a free agent following the 2011-12 season

YEAR	G	GS	MIN	FG	FGA	PCT	3FG	3FGA	PCT	FT	FTA	PCT	OFF	DEF	TOT	AST	PF	DQ	STL	TO	BLK	PTS	RPG	APG	PPG
2011-12	8	0	119	19	42	.452	1	3	.333	6	6	1.000	1	11	12	11	9	0	4	5	0	45	1.5	1.4	5.6

**JOHNSON, GEORGE** C 6'11" 205 12/18/1948 DILLARD

Acquired: From Buffalo along with a first round pick for Nate Archibald on September 1, 1977

Departed: Became a free agent following the 1979-80 season

Acquired: Signed as a free agent on September 27, 1984

Departed: Waived on October 16, 1985

YEAR	G	GS	MIN	FG	FGA	PCT	3FG	3FGA	PCT	FT	FTA	PCT	OFF	DEF	TOT	AST	PF	DQ	STL	TO	BLK	PTS	RPG	APG	PPG
1977-78	81	78	2411	285	721	.395	0	0	---	133	185	.719	245	534	779	111	339	20	78	221	274	703	9.6	1.4	8.7
1978-79	78	77	2058	206	483	.427	0	0	---	105	138	.761	201	415	616	88	315	8	68	178	253	517	7.9	1.1	6.6
1979-80	81	58	2119	248	543	.457	0	1	.000	89	126	.706	192	410	602	173	312	7	53	199	258	585	7.4	2.1	7.2
1984-85	65	0	800	42	79	.532	1	1	1.000	22	27	.815	74	111	185	22	151	2	19	39	78	107	2.8	0.3	1.6
<b>TOTALS</b>	<b>305</b>	<b>213</b>	<b>7388</b>	<b>781</b>	<b>1826</b>	<b>.428</b>	<b>1</b>	<b>2</b>	<b>.500</b>	<b>349</b>	<b>476</b>	<b>.733</b>	<b>712</b>	<b>1470</b>	<b>2182</b>	<b>394</b>	<b>1117</b>	<b>37</b>	<b>218</b>	<b>637</b>	<b>863</b>	<b>1912</b>	<b>7.2</b>	<b>1.3</b>	<b>6.3</b>

PLAYOFFS	G	GS	MIN	FG	FGA	PCT	3FG	3FGA	PCT	FT	FTA	PCT	OFF	DEF	TOT	AST	PF	DQ	STL	TO	BLK	PTS	RPG	APG	PPG
1979	2	2	70	14	21	.667	0	0	---	1	3	.333	8	17	25	2	8	1	2	4	7	29	12.5	1.0	14.5
1985	1	0	4	0	0	---	0	0	---	0	0	---	0	0	0	0	0	0	0	0	0	0	0.0	0.0	0.0
<b>TOTALS</b>	<b>3</b>	<b>2</b>	<b>74</b>	<b>14</b>	<b>21</b>	<b>.667</b>	<b>0</b>	<b>0</b>	<b>---</b>	<b>1</b>	<b>3</b>	<b>.333</b>	<b>8</b>	<b>17</b>	<b>25</b>	<b>2</b>	<b>8</b>	<b>1</b>	<b>2</b>	<b>4</b>	<b>7</b>	<b>29</b>	<b>8.3</b>	<b>0.7</b>	<b>9.7</b>



# 2015-16 BROOKLYN NETS MEDIA GUIDE

**JOHNSON, JOE** G 6'7" 240 6/29/1981 ARKANSAS

Acquired: From Atlanta for Jordan Farmer, Anthony Morrow, Johan Petro, DeShawn Stevenson, Jordan Williams, a 2013 first round pick, and a 2017 second round pick on July 11, 2012

YEAR	G	GS	MIN	FG	FGA	PCT	3FG	3FGA	PCT	FT	FTA	PCT	OFF	DEF	TOT	AST	PF	DQ	STL	TO	BLK	PTS	RPG	APG	PPG
2012-13	72	72	2642	445	1052	.423	148	395	.375	132	161	.820	53	165	218	253	99	0	49	123	14	1476	3.0	3.5	16.3
2013-14	79	79	2574	462	1018	.454	162	404	.401	159	195	.815	48	222	270	216	129	0	47	120	10	1245	3.4	2.7	21.2
2014-15	80	80	2791	446	1025	.435	121	337	.359	141	176	.801	53	331	384	292	120	0	59	137	14	1154	4.8	3.7	14.4
<b>TOTALS</b>	<b>231</b>	<b>231</b>	<b>8008</b>	<b>1353</b>	<b>3095</b>	<b>.437</b>	<b>431</b>	<b>1136</b>	<b>.379</b>	<b>432</b>	<b>532</b>	<b>.812</b>	<b>154</b>	<b>718</b>	<b>872</b>	<b>761</b>	<b>348</b>	<b>0</b>	<b>155</b>	<b>380</b>	<b>38</b>	<b>3569</b>	<b>3.8</b>	<b>3.3</b>	<b>15.5</b>
PLAYOFFS	G	GS	MIN	FG	FGA	PCT	3FG	3FGA	PCT	FT	FTA	PCT	OFF	DEF	TOT	AST	PF	DQ	STL	TO	BLK	PTS	RPG	APG	PPG
2013	7	7	271	43	103	.417	10	39	.256	8	9	.889	4	18	22	19	13	0	8	12	0	104	3.1	2.7	14.9
2014	12	12	469	98	184	.533	22	53	.415	36	43	.837	9	37	46	35	20	0	6	19	3	254	3.8	2.9	21.2
2015	6	6	249	34	94	.362	12	41	.293	19	24	.792	5	41	46	29	16	0	7	5	0	99	7.7	4.8	16.5
<b>TOTALS</b>	<b>25</b>	<b>25</b>	<b>989</b>	<b>175</b>	<b>381</b>	<b>.459</b>	<b>44</b>	<b>133</b>	<b>.331</b>	<b>63</b>	<b>76</b>	<b>.829</b>	<b>18</b>	<b>96</b>	<b>114</b>	<b>83</b>	<b>49</b>	<b>0</b>	<b>21</b>	<b>36</b>	<b>3</b>	<b>457</b>	<b>4.6</b>	<b>3.3</b>	<b>18.3</b>

**JOHNSON III, LINTON** F 6'8" 205 6/13/1980 TULANE

Acquired: Signed as a free agent on September 1, 2005

Departed: Traded to New Orleans along with Marc Jackson, in exchange for Bostjan Nachbar on February 23, 2006

YEAR	G	GS	MIN	FG	FGA	PCT	3FG	3FGA	PCT	FT	FTA	PCT	OFF	DEF	TOT	AST	PF	DQ	STL	TO	BLK	PTS	RPG	APG	PPG
2005-06	9	0	35	5	10	.500	0	0	---	1	4	.250	0	7	7	2	7	0	2	4	0	11	0.8	0.2	1.2

**JOHNSON, MICKEY** F 6'10" 190 8/13/1952 AURORA

Acquired: From Milwaukee along with the draft rights to Fred Roberts for Phil Ford and a 1983 second round pick on November 10, 1982

Departed: Traded to Golden State along with Eric Floyd for Michael Ray Richardson on February 6, 1983

Acquired: From Golden State for a 1986 third-round draft pick on August 21, 1985

Departed: Retired following the 1985-86 season

YEAR	G	GS	MIN	FG	FGA	PCT	3FG	3FGA	PCT	FT	FTA	PCT	OFF	DEF	TOT	AST	PF	DQ	STL	TO	BLK	PTS	RPG	APG	PPG
1982-83	42	7	1001	199	496	.401	2	17	.118	164	201	.816	66	158	224	144	135	4	56	121	21	564	5.3	3.4	13.4
1985-86	79	4	1574	214	507	.422	5	24	.208	183	233	.785	98	234	332	217	248	1	67	165	25	616	4.2	2.7	7.8
<b>TOTALS</b>	<b>121</b>	<b>11</b>	<b>2575</b>	<b>413</b>	<b>1003</b>	<b>.412</b>	<b>7</b>	<b>41</b>	<b>.171</b>	<b>347</b>	<b>434</b>	<b>.800</b>	<b>164</b>	<b>392</b>	<b>556</b>	<b>361</b>	<b>383</b>	<b>5</b>	<b>123</b>	<b>286</b>	<b>46</b>	<b>1180</b>	<b>4.6</b>	<b>3.0</b>	<b>9.8</b>
PLAYOFFS	G	GS	MIN	FG	FGA	PCT	3FG	3FGA	PCT	FT	FTA	PCT	OFF	DEF	TOT	AST	PF	DQ	STL	TO	BLK	PTS	RPG	APG	PPG
1986	3	0	54	5	19	.263	0	2	.000	7	11	.636	2	9	11	2	7	0	2	3	0	17	3.7	0.7	5.7

**JOHNSON, REGGIE** F 6'9" 210 6/25/1957 TENNESSEE

Acquired: From Philadelphia along with cash for Eddie Phillips, Horace Owens and a second round pick on October 25, 1983

Departed: Retired following the 1983-84 season

YEAR	G	GS	MIN	FG	FGA	PCT	3FG	3FGA	PCT	FT	FTA	PCT	OFF	DEF	TOT	AST	PF	DQ	STL	TO	BLK	PTS	RPG	APG	PPG
1983-84	72	4	818	127	256	.496	0	1	.000	92	126	.730	53	85	138	40	141	1	24	59	18	346	1.9	0.6	4.8
PLAYOFFS	G	GS	MIN	FG	FGA	PCT	3FG	3FGA	PCT	FT	FTA	PCT	OFF	DEF	TOT	AST	PF	DQ	STL	TO	BLK	PTS	RPG	APG	PPG
1984	7	0	17	0	4	.000	0	0	---	5	6	.833	1	4	5	0	2	0	0	4	1	5	0.7	0.0	0.7

**JONES, BILL** F 6'7" 185 3/18/1966 IOWA

Acquired: Signed as a free agent on January 31, 1989

Departed: Became a free agent following the 1988-89 season

YEAR	G	GS	MIN	FG	FGA	PCT	3FG	3FGA	PCT	FT	FTA	PCT	OFF	DEF	TOT	AST	PF	DQ	STL	TO	BLK	PTS	RPG	APG	PPG
1988-89	37	0	307	50	102	.490	0	1	.000	29	43	.674	20	27	47	20	38	0	17	18	6	129	1.3	0.5	3.5

**JONES, DAMON** G 6'3" 185 8/25/1976 HOUSTON

Acquired: Signed as a free agent on February 16, 1999

Departed: Waived on March 8, 1999

YEAR	G	GS	MIN	FG	FGA	PCT	3FG	3FGA	PCT	FT	FTA	PCT	OFF	DEF	TOT	AST	PF	DQ	STL	TO	BLK	PTS	RPG	APG	PPG
1998-99	11	0	131	14	44	.318	10	29	.345	11	13	.846	2	11	13	13	7	0	7	5	0	49	1.2	1.2	4.5

**JONES, EDGAR** F 6'10" 225 6/17/1956 NEVADA-RENO

Acquired: Signed as a free agent on June 4, 1980

Departed: Traded to Detroit for cash on June 11, 1981

YEAR	G	GS	MIN	FG	FGA	PCT	3FG	3FGA	PCT	FT	FTA	PCT	OFF	DEF	TOT	AST	PF	DQ	STL	TO	BLK	PTS	RPG	APG	PPG
1980-81	60	2	950	189	357	.529	0	4	.000	146	218	.670	92	171	263	43	185	4	36	101	81	524	4.4	0.7	8.7

**JONES, MARK** G 6'1" 175 10/4/1961 ST. BONAVENTURE

Acquired: Signed as a free agent on October 31, 1983

Departed: Waived on December 19, 1983

YEAR	G	GS	MIN	FG	FGA	PCT	3FG	3FGA	PCT	FT	FTA	PCT	OFF	DEF	TOT	AST	PF	DQ	STL	TO	BLK	PTS	RPG	APG	PPG
1983-84	6	0	16	3	6	.500	0	1	.000	1	2	.500	2	0	2	5	2	0	0	2	0	7	0.3	0.8	1.2

**JONES, RICH** F 6'8" 230 12/27/1946 MEMPHIS STATE

Acquired: From San Antonio along with Chuck Terry, Bob Warren and Kim Hughes for Billy Paultz on September 8, 1975

Departed: Retired following the 1976-77 season

YEAR	G	GS	MIN	FG	FGA	PCT	3FG	3FGA	PCT	FT	FTA	PCT	OFF	DEF	TOT	AST	PF	DQ	STL	TO	BLK	PTS	RPG	APG	PPG
1976-77	34	8	877	134	348	.385	0	0	---	92	121	.760	48	146	194	46	109	2	38	0	11	360	5.7	1.4	10.6



# 2015-16 BROOKLYN NETS MEDIA GUIDE

**JORDAN, EDDIE** G 6'1" 170 1/29/1955 RUTGERS

Acquired: Through waivers from Cleveland on December 12, 1977  
Departed: Traded to Los Angeles for a first-round pick on November 20, 1980

YEAR	G	GS	MIN	FG	FGA	PCT	3FG	3FGA	PCT	FT	FTA	PCT	OFF	DEF	TOT	AST	PF	DQ	STL	TO	BLK	PTS	RPG	APG	PPG
1977-78	51	3	1042	196	482	.407	0	0	---	119	151	.788	33	75	108	145	84	0	114	92	18	511	2.1	2.8	10.0
1978-79	82	40	2260	401	960	.418	0	0	---	213	274	.777	74	141	215	365	209	0	201	244	40	1015	2.6	4.5	12.4
1979-80	82	82	2657	437	1017	.430	12	48	.250	201	258	.779	62	208	270	557	238	7	223	258	27	1087	3.3	6.8	13.3
1980-81	14	5	239	30	73	.411	3	10	.300	24	32	.750	5	13	18	46	29	0	24	23	1	87	1.3	3.3	6.2
<b>TOTALS</b>	<b>229</b>	<b>130</b>	<b>6198</b>	<b>1064</b>	<b>2532</b>	<b>.420</b>	<b>15</b>	<b>58</b>	<b>.259</b>	<b>557</b>	<b>715</b>	<b>.779</b>	<b>174</b>	<b>437</b>	<b>611</b>	<b>1113</b>	<b>560</b>	<b>7</b>	<b>562</b>	<b>617</b>	<b>86</b>	<b>2700</b>	<b>2.7</b>	<b>4.9</b>	<b>11.8</b>

PLAYOFFS	G	GS	MIN	FG	FGA	PCT	3FG	3FGA	PCT	FT	FTA	PCT	OFF	DEF	TOT	AST	PF	DQ	STL	TO	BLK	PTS	RPG	APG	PPG
1979	2	2	83	15	38	.395	0	0	---	8	9	.889	6	9	15	17	6	0	8	6	3	38	7.5	8.5	19.0

**JORDAN, JEROME** C 7'0" 253 9/29/1986 TULSA

Acquired: Signed as a free agent on September 11, 2014  
Departed: Became a free agent following the 2014-15 season

YEAR	G	GS	MIN	FG	FGA	PCT	3FG	3FGA	PCT	FT	FTA	PCT	OFF	DEF	TOT	AST	PF	DQ	STL	TO	BLK	PTS	RPG	APG	PPG
2014-15	44	0	383	50	94	.532	0	0	---	38	44	.864	52	53	105	13	58	0	8	22	15	138	2.4	0.3	3.1
<b>PLAYOFFS</b>	<b>G</b>	<b>GS</b>	<b>MIN</b>	<b>FG</b>	<b>FGA</b>	<b>PCT</b>	<b>3FG</b>	<b>3FGA</b>	<b>PCT</b>	<b>FT</b>	<b>FTA</b>	<b>PCT</b>	<b>OFF</b>	<b>DEF</b>	<b>TOT</b>	<b>AST</b>	<b>PF</b>	<b>DQ</b>	<b>STL</b>	<b>TO</b>	<b>BLK</b>	<b>PTS</b>	<b>RPG</b>	<b>APG</b>	<b>PPG</b>
2015	1	0	5	0	2	.000	0	0	---	0	0	---	1	1	2	0	0	0	0	1	0	0	2.0	0.0	0.0

**JOSEPH, KRIS** F 6'7" 210 12/17/1988 SYRACUSE

Acquired: Signed a 10-day contract on April 2, 2013  
Departed: Traded to Boston along with Gerald Wallace, Kris Humphries, MarShon Brooks, Keith Bogans, three first round draft picks (2014, 2016 and 2018) and the right to swap first round selections in 2017 in exchange for Kevin Garnett, Jason Terry, D.J. White and a 2017 second round draft pick on July 12, 2013

YEAR	G	GS	MIN	FG	FGA	PCT	3FG	3FGA	PCT	FT	FTA	PCT	OFF	DEF	TOT	AST	PF	DQ	STL	TO	BLK	PTS	RPG	APG	PPG
2012-13	4	0	30	0	3	.000	0	1	.000	2	4	.500	0	2	2	0	1	0	3	0	0	2	0.5	0.0	0.5

**JOSEPH, YVON** C 6'11" 245 10/31/1957 GEORGIA TECH

Acquired: Drafted by New Jersey in the second-round (36th overall pick) in the 1985 NBA Draft  
Departed: Waived on November 8, 1985

YEAR	G	GS	MIN	FG	FGA	PCT	3FG	3FGA	PCT	FT	FTA	PCT	OFF	DEF	TOT	AST	PF	DQ	STL	TO	BLK	PTS	RPG	APG	PPG
1985-86	1	0	5	0	0	---	0	0	---	2	2	1.000	0	0	0	0	1	0	0	0	0	2	0.0	0.0	2.0

**KARASEV, SERGEY** G/F 6'7" 208 10/26/1993 RUSSIA

Acquired: From Cleveland with Jarrett Jack in a three-team trade. Boston received Marcus Thornton from Brooklyn and Tyler Zeller and a protected 2016 first round pick from Cleveland on July 10, 2014

YEAR	G	GS	MIN	FG	FGA	PCT	3FG	3FGA	PCT	FT	FTA	PCT	OFF	DEF	TOT	AST	PF	DQ	STL	TO	BLK	PTS	RPG	APG	PPG
2014-15	33	16	555	54	134	.403	16	54	.296	29	38	.763	22	44	66	46	45	0	23	24	1	153	2.0	1.4	4.6
<b>PLAYOFFS</b>	<b>G</b>	<b>GS</b>	<b>MIN</b>	<b>FG</b>	<b>FGA</b>	<b>PCT</b>	<b>3FG</b>	<b>3FGA</b>	<b>PCT</b>	<b>FT</b>	<b>FTA</b>	<b>PCT</b>	<b>OFF</b>	<b>DEF</b>	<b>TOT</b>	<b>AST</b>	<b>PF</b>	<b>DQ</b>	<b>STL</b>	<b>TO</b>	<b>BLK</b>	<b>PTS</b>	<b>RPG</b>	<b>APG</b>	<b>PPG</b>
2015	DNP - RIGHT KNEE SURGERY																								

**KELLEY, RICH** C 7'0" 235 3/23/1953 STANFORD

Acquired: From Utah for Bernard King, John Gianelli and Jim Boylan on October 2, 1979  
Departed: Traded to Phoenix for two draft picks on February 15, 1980

YEAR	G	GS	MIN	FG	FGA	PCT	3FG	3FGA	PCT	FT	FTA	PCT	OFF	DEF	TOT	AST	PF	DQ	STL	TO	BLK	PTS	RPG	APG	PPG
1979-80	57	25	1466	186	399	.466	0	3	.000	197	250	.788	156	241	397	128	215	5	50	152	79	569	7.0	2.2	10.0

**KIDD, JASON** G 6'4" 212 3/23/1973 CALIFORNIA

Acquired: From Phoenix along with Chris Dudley for Stephon Marbury, Johnny Newman and Soumaila Samake on July 18, 2001  
Departed: Traded to Dallas along with Malik Allen and Antione Wright in exchange for Devin Harris, Maurice Ager, Trenton Hassell, DeSagana Diop, Keith Van Horn, two first round draft picks and cash considerations on February 19, 2008

YEAR	G	GS	MIN	FG	FGA	PCT	3FG	3FGA	PCT	FT	FTA	PCT	OFF	DEF	TOT	AST	PF	DQ	STL	TO	BLK	PTS	RPG	APG	PPG
2001-02	82	82	3056	445	1138	.391	117	364	.321	201	247	.814	130	465	595	808	136	0	175	286	20	1208	7.3	9.9	14.7
2002-03	80	80	2989	515	1244	.414	126	370	.341	339	403	.841	110	394	504	711	127	0	179	296	25	1495	6.3	8.9	18.7
2003-04	67	66	2450	368	959	.384	94	293	.321	206	249	.827	25	343	428	618	110	0	122	214	14	1036	6.4	9.2	15.5
2004-05	66	65	2435	340	855	.398	129	358	.360	142	192	.740	94	394	488	545	110	0	123	167	9	951	7.4	8.3	14.4
2005-06	80	80	2975	366	905	.404	139	395	.352	194	244	.795	86	494	580	672	157	0	150	192	29	1065	7.3	8.4	13.3
2006-07	80	80	2933	369	908	.406	124	361	.343	179	230	.778	135	520	655	736	146	0	127	213	23	1041	8.2	9.2	13.0
2007-08	51	51	1895	201	549	.366	84	236	.356	91	111	.820	58	354	412	530	90	0	74	185	15	577	8.1	10.4	11.3
<b>TOTALS</b>	<b>506</b>	<b>504</b>	<b>18733</b>	<b>2604</b>	<b>6558</b>	<b>.397</b>	<b>813</b>	<b>2377</b>	<b>.342</b>	<b>1352</b>	<b>1676</b>	<b>.807</b>	<b>638</b>	<b>2964</b>	<b>3662</b>	<b>4620</b>	<b>876</b>	<b>0</b>	<b>950</b>	<b>1553</b>	<b>135</b>	<b>7373</b>	<b>7.2</b>	<b>9.1</b>	<b>14.6</b>

PLAYOFFS	G	GS	MIN	FG	FGA	PCT	3FG	3FGA	PCT	FT	FTA	PCT	OFF	DEF	TOT	AST	PF	DQ	STL	TO	BLK	PTS	RPG	APG	PPG
2002	20	20	803	147	354	.415	17	90	.189	80	99	.808	42	122	164	182	40	0	34	67	8	391	8.2	9.1	19.6
2003	20	20	852	137	341	.402	34	104	.327	94	114	.825	36	118	154	163	46	0	36	79	4	402	7.7	8.2	20.1
2004	11	11	474	43	129	.333	10	48	.208	43	53	.811	16	57	73	99	15	0	25	43	6	139	6.6	9.0	12.6
2005	4	4	182	26	67	.388	11	30	.367	6	11	.545	10	26	36	29	16	0	10	9	0	69	9.0	7.3	17.3
2006	11	11	450	49	132	.371	15	50	.300	19	23	.826	22	62	84	106	31	0	17	24	2	132	7.6	9.6	12.0
2007	12	12	484	64	148	.432	34	81	.420	13	25	.520	23	108	131	131	31	0	22	41	5	175	10.9	10.9	14.6
<b>TOTALS</b>	<b>78</b>	<b>78</b>	<b>3245</b>	<b>466</b>	<b>1171</b>	<b>.398</b>	<b>121</b>	<b>403</b>	<b>.300</b>	<b>255</b>	<b>325</b>	<b>.785</b>	<b>149</b>	<b>493</b>	<b>642</b>	<b>710</b>	<b>179</b>	<b>0</b>	<b>144</b>	<b>263</b>	<b>25</b>	<b>1308</b>	<b>8.2</b>	<b>9.1</b>	<b>16.8</b>





# 2015-16 BROOKLYN NETS MEDIA GUIDE

**KING, ALBERT** F 6'6" 215 12/17/1959 MARYLAND

Acquired: Drafted by New Jersey in the first round (10th overall pick) in the 1981 NBA Draft

Departed: Became a free agent following the 1986-87 season

YEAR	G	GS	MIN	FG	FGA	PCT	3FG	3FGA	PCT	FT	FTA	PCT	OFF	DEF	TOT	AST	PF	DQ	STL	TO	BLK	PTS	RPG	APG	PPG
1981-82	76	52	1694	391	812	.482	3	13	.231	133	171	.778	105	207	312	142	261	4	64	180	36	918	4.1	1.9	12.1
1982-83	79	75	2447	582	1226	.475	6	23	.261	176	227	.775	157	299	456	291	278	5	95	245	41	1346	5.8	3.7	17.0
1983-84	79	53	2103	465	946	.492	3	22	.136	232	295	.786	125	263	388	203	258	6	91	208	33	1165	4.9	2.6	14.7
1984-85	42	7	860	226	460	.491	0	8	.000	85	104	.817	70	89	159	58	110	0	41	65	9	537	3.8	1.4	12.8
1985-86	73	69	1998	438	961	.456	4	23	.174	167	203	.823	116	250	366	181	205	4	58	181	24	1047	5.0	2.5	14.3
1986-87	61	15	1291	244	573	.426	13	32	.406	81	100	.810	82	132	214	103	177	5	34	103	28	582	3.5	1.7	9.5
<b>TOTALS</b>	<b>410</b>	<b>271</b>	<b>10393</b>	<b>2346</b>	<b>4978</b>	<b>.471</b>	<b>29</b>	<b>121</b>	<b>.240</b>	<b>874</b>	<b>1100</b>	<b>.795</b>	<b>655</b>	<b>1240</b>	<b>1895</b>	<b>978</b>	<b>1289</b>	<b>24</b>	<b>383</b>	<b>982</b>	<b>171</b>	<b>5595</b>	<b>4.6</b>	<b>2.4</b>	<b>13.6</b>

PLAYOFFS	G	GS	MIN	FG	FGA	PCT	3FG	3FGA	PCT	FT	FTA	PCT	OFF	DEF	TOT	AST	PF	DQ	STL	TO	BLK	PTS	RPG	APG	PPG
1982	2	2	58	18	33	.545	0	0	---	4	5	.800	3	5	8	6	8	0	5	5	1	40	4.0	3.0	20.0
1983	2	2	68	18	38	.474	1	2	.500	5	6	.833	4	4	8	3	12	2	2	4	0	42	4.0	1.5	21.0
1984	11	0	295	53	128	.414	0	2	.000	32	46	.696	25	33	58	25	32	0	10	23	4	138	5.3	2.3	12.5
1985	3	3	105	28	57	.491	1	1	1.000	9	13	.692	4	19	23	5	14	0	7	10	2	66	7.7	1.7	22.0
1986	3	3	98	18	42	.429	1	4	.250	4	4	1.000	8	5	13	10	15	1	2	5	1	41	4.3	3.3	13.7
<b>TOTALS</b>	<b>21</b>	<b>10</b>	<b>624</b>	<b>135</b>	<b>298</b>	<b>.453</b>	<b>3</b>	<b>9</b>	<b>.333</b>	<b>54</b>	<b>74</b>	<b>.730</b>	<b>44</b>	<b>66</b>	<b>110</b>	<b>49</b>	<b>81</b>	<b>3</b>	<b>26</b>	<b>47</b>	<b>8</b>	<b>327</b>	<b>5.2</b>	<b>2.3</b>	<b>15.6</b>

**KING, BERNARD** F 6'7" 205 12/4/1956 TENNESSEE

Acquired: Drafted by New Jersey in the first-round (7th overall pick) in the 1977 NBA Draft

Departed: Traded to Utah along with John Gianelli and Jim Boylan for Rich Kelley on October 2, 1979

Acquired: Signed as a free agent on February 6, 1993

Departed: Retired following the 1992-93 season

YEAR	G	GS	MIN	FG	FGA	PCT	3FG	3FGA	PCT	FT	FTA	PCT	OFF	DEF	TOT	AST	PF	DQ	STL	TO	BLK	PTS	RPG	APG	PPG
1977-78	79	79	3092	789	1665	.474	0	0	---	313	462	.677	265	486	751	193	302	5	122	311	36	1909	9.5	2.4	24.2
1978-79	82	80	2859	710	1359	.522	0	0	---	349	619	.564	251	418	669	295	326	10	118	323	39	1769	8.2	3.6	21.6
1992-93	32	2	430	91	177	.514	2	7	.286	39	57	.684	35	41	76	18	53	0	11	21	3	223	2.4	0.6	7.0
<b>TOTALS</b>	<b>193</b>	<b>161</b>	<b>6381</b>	<b>1590</b>	<b>3201</b>	<b>.497</b>	<b>2</b>	<b>7</b>	<b>.286</b>	<b>701</b>	<b>1138</b>	<b>.616</b>	<b>551</b>	<b>945</b>	<b>1496</b>	<b>506</b>	<b>681</b>	<b>15</b>	<b>251</b>	<b>655</b>	<b>78</b>	<b>3901</b>	<b>7.8</b>	<b>2.6</b>	<b>20.2</b>

PLAYOFFS	G	GS	MIN	FG	FGA	PCT	3FG	3FGA	PCT	FT	FTA	PCT	OFF	DEF	TOT	AST	PF	DQ	STL	TO	BLK	PTS	RPG	APG	PPG
1979	2	2	81	21	42	.500	0	0	---	10	24	.417	5	6	11	7	10	0	4	6	0	52	5.5	3.5	26.0
1993	3	1	24	4	7	.571	0	0	---	0	0	---	1	0	1	0	3	0	1	1	0	8	0.3	0.0	2.7
<b>TOTALS</b>	<b>5</b>	<b>3</b>	<b>105</b>	<b>25</b>	<b>49</b>	<b>.510</b>	<b>0</b>	<b>0</b>	<b>---</b>	<b>10</b>	<b>24</b>	<b>.417</b>	<b>6</b>	<b>6</b>	<b>12</b>	<b>7</b>	<b>13</b>	<b>0</b>	<b>5</b>	<b>7</b>	<b>0</b>	<b>60</b>	<b>2.4</b>	<b>1.4</b>	<b>12.0</b>

**KIRILENKO, ANDREI** F 6'9" 220 2/18/1981 RUSSIA

Acquired: Signed as a free agent on July 12, 2013

Departed: Traded to Philadelphia with Jorge Gutierrez, the Nets' second round draft pick in 2020 and the right to swap second round picks in 2018 in exchange for Brandon Davies on December 11, 2014

YEAR	G	GS	MIN	FG	FGA	PCT	3FG	3FGA	PCT	FT	FTA	PCT	OFF	DEF	TOT	AST	PF	DQ	STL	TO	BLK	PTS	RPG	APG	PPG
2013-14	45	4	857	82	160	.513	1	5	.200	61	119	.513	55	91	146	72	65	0	40	54	18	226	3.2	1.6	5.0
2014-15	7	0	36	0	5	.000	0	0	---	3	4	.750	2	6	8	1	1	0	1	1	0	3	1.1	0.1	0.4
<b>TOTALS</b>	<b>52</b>	<b>4</b>	<b>893</b>	<b>82</b>	<b>165</b>	<b>.497</b>	<b>1</b>	<b>5</b>	<b>.200</b>	<b>64</b>	<b>123</b>	<b>.520</b>	<b>57</b>	<b>97</b>	<b>154</b>	<b>73</b>	<b>66</b>	<b>0</b>	<b>41</b>	<b>55</b>	<b>19</b>	<b>229</b>	<b>3.0</b>	<b>1.4</b>	<b>4.4</b>

PLAYOFFS	G	GS	MIN	FG	FGA	PCT	3FG	3FGA	PCT	FT	FTA	PCT	OFF	DEF	TOT	AST	PF	DQ	STL	TO	BLK	PTS	RPG	APG	PPG
2014	10	0	144	7	15	.467	0	0	.000	11	17	.647	10	13	23	10	11	0	10	3	3	25	2.3	1.0	2.5

**KITTLES, KERRY** G 6'5" 180 6/12/1974 VILLANOVA

Acquired: Drafted by New Jersey in the first-round (8th overall pick) in the 1996 NBA Draft

Departed: Traded to Los Angeles Clippers along with cash for their 2005 2nd round draft pick

YEAR	G	GS	MIN	FG	FGA	PCT	3FG	3FGA	PCT	FT	FTA	PCT	OFF	DEF	TOT	AST	PF	DQ	STL	TO	BLK	PTS	RPG	APG	PPG
1996-97	82	57	3012	507	1189	.426	158	419	.377	175	227	.771	106	213	319	249	165	1	157	127	35	1347	3.9	3.0	16.4
1997-98	77	76	2814	508	1154	.440	110	263	.418	202	250	.808	132	230	362	176	152	0	132	106	37	1328	4.7	2.3	17.2
1998-99	46	40	1570	227	613	.370	50	158	.316	68	114	.596	52	139	191	116	82	0	79	66	26	592	4.2	2.5	12.9
1999-00	62	61	1896	305	698	.437	96	240	.400	101	127	.795	46	179	225	142	120	0	79	56	19	807	3.6	2.3	13.0
2000-01	DID NOT PLAY-INJURED																								
2001-02	82	82	2601	438	940	.466	98	242	.405	128	172	.744	68	207	275	216	108	0	130	109	31	1102	3.4	2.6	13.4
2002-03	65	57	1951	332	711	.467	78	219	.356	106	135	.785	52	200	252	170	110	1	101	55	30	848	3.9	2.6	13.0
2003-04	82	82	2842	434	959	.453	97	276	.351	107	136	.787	56	271	327	206	144	0	125	95	40	1072	4.0	2.5	13.1
<b>TOTALS</b>	<b>496</b>	<b>455</b>	<b>16686</b>	<b>2751</b>	<b>6264</b>	<b>.439</b>	<b>687</b>	<b>1817</b>	<b>.378</b>	<b>887</b>	<b>1161</b>	<b>.781</b>	<b>512</b>	<b>1439</b>	<b>1951</b>	<b>1275</b>	<b>881</b>	<b>2</b>	<b>803</b>	<b>614</b>	<b>218</b>	<b>7096</b>	<b>3.9</b>	<b>2.6</b>	<b>14.3</b>

PLAYOFFS	G	GS	MIN	FG	FGA	PCT	3FG	3FGA	PCT	FT	FTA	PCT	OFF	DEF	TOT	AST	PF	DQ	STL	TO	BLK	PTS	RPG	APG	PPG
1998	3	3	126	17	40	.425	5	13	.385	10	11	.909	0	15	15	8	12	1	4	7	2	49	5.0	2.7	16.3
2002	20	20	580	94	216	.435	18	68	.265	35	45	.778	19	44	63	45	37	0	32	17	9	241	3.2	2.3	12.1
2003	20	20	613	79	200	.395	26	63	.413	32	42	.762	19	51	70	40	39	0	29	17	5	216	3.5	2.0	10.8
2004	11	11	415	60	134	.448	17	52	.327	21	34	.618	10	37	47	23	28	0	22	11	10	158	4.3	2.1	14.4
<b>TOTALS</b>	<b>54</b>	<b>54</b>	<b>1734</b>	<b>250</b>	<b>590</b>	<b>.424</b>	<b>66</b>	<b>196</b>	<b>.337</b>	<b>98</b>	<b>132</b>	<b>.742</b>	<b>48</b>	<b>147</b>	<b>195</b>	<b>116</b>	<b>116</b>	<b>1</b>	<b>87</b>	<b>52</b>	<b>26</b>	<b>664</b>	<b>3.6</b>	<b>2.1</b>	<b>12.3</b>

**KLEINE, JOE** C 7'0" 270 1/4/1962 ARKANSAS

Acquired: From Los Angeles Lakers along with two draft picks for George McCloud on February 20, 1997

Departed: Became a free agent following the 1996-97 season

YEAR	G	GS	MIN	FG	FGA	PCT	3FG	3FGA	PCT	FT	FTA	PCT	OFF	DEF	TOT	AST	PF	DQ	STL	TO	BLK	PTS	RPG	APG	PPG
1996-97	28	0	453	35	82	.427	1	2	.500	13	18	.722	39	75	114	23	57	0	8	21	12	84	4.1	0.8	3.0



# 2015-16 BROOKLYN NETS MEDIA GUIDE

**KRSTIC, NENAD** C/F 7'0" 240 7/25/1983 SERBIA

Acquired: Drafted by New Jersey in the first round (24th overall pick) in the 2002 NBA Draft  
Departed: Became a free agent following the 2007-08 season

YEAR	G	GS	MIN	FG	FGA	PCT	3FG	3FGA	PCT	FT	FTA	PCT	OFF	DEF	TOT	AST	PF	DQ	STL	TO	BLK	PTS	RPG	APG	PPG
2004-05	75	57	1965	281	570	.493	0	2	.000	185	255	.725	161	240	401	77	280	7	32	112	63	747	5.3	1.0	10.0
2005-06	80	80	2469	447	881	.507	1	4	.250	185	265	.698	182	331	513	88	297	9	32	133	63	1080	6.4	1.1	13.5
2006-07	26	26	848	170	323	.526	0	1	.000	86	121	.711	51	125	176	46	88	1	10	52	24	426	6.8	1.8	16.4
2007-08	45	38	812	123	300	.410	0	2	.000	52	69	.754	35	165	200	27	111	0	9	41	17	298	4.4	0.6	6.6
<b>TOTALS</b>	<b>226</b>	<b>201</b>	<b>6094</b>	<b>1021</b>	<b>2074</b>	<b>.492</b>	<b>1</b>	<b>9</b>	<b>.111</b>	<b>508</b>	<b>710</b>	<b>.715</b>	<b>429</b>	<b>861</b>	<b>1290</b>	<b>238</b>	<b>776</b>	<b>17</b>	<b>83</b>	<b>338</b>	<b>167</b>	<b>2551</b>	<b>5.7</b>	<b>1.1</b>	<b>11.3</b>

PLAYOFFS	G	GS	MIN	FG	FGA	PCT	3FG	3FGA	PCT	FT	FTA	PCT	OFF	DEF	TOT	AST	PF	DQ	STL	TO	BLK	PTS	RPG	APG	PPG
2005	4	4	154	27	48	.563	0	0	---	19	24	.792	10	20	30	7	20	1	1	6	2	73	7.5	1.8	18.3
2006	11	11	366	65	129	.504	0	0	---	32	45	.711	25	50	75	8	46	1	5	22	10	162	6.8	0.7	14.7
2007	DNP - INJURED																								
<b>TOTALS</b>	<b>15</b>	<b>15</b>	<b>520</b>	<b>92</b>	<b>177</b>	<b>.520</b>	<b>0</b>	<b>0</b>	<b>---</b>	<b>51</b>	<b>69</b>	<b>.739</b>	<b>35</b>	<b>70</b>	<b>105</b>	<b>15</b>	<b>66</b>	<b>2</b>	<b>6</b>	<b>28</b>	<b>12</b>	<b>235</b>	<b>7.0</b>	<b>1.0</b>	<b>15.7</b>

**KUCZENSKI, BRUCE** F/C 6'10" 230 2/3/1961 CONNECTICUT

Acquired: Drafted by New Jersey in the third-round (59th overall pick) in the 1983 NBA Draft  
Departed: Waived on December 20, 1983

YEAR	G	GS	MIN	FG	FGA	PCT	3FG	3FGA	PCT	FT	FTA	PCT	OFF	DEF	TOT	AST	PF	DQ	STL	TO	BLK	PTS	RPG	APG	PPG
1983-84	7	0	28	4	12	.333	0	0	---	3	6	.500	3	5	8	4	3	0	0	2	0	11	1.1	0.6	1.6

**LACEY, SAM** F/C 6'10" 235 3/28/1948 NEW MEXICO STATE

Acquired: From Kansas City for Mike Woodson along with a first-round draft pick on November 12, 1981  
Departed: Became a free agent following the 1981-82 season

YEAR	G	GS	MIN	FG	FGA	PCT	3FG	3FGA	PCT	FT	FTA	PCT	OFF	DEF	TOT	AST	PF	DQ	STL	TO	BLK	PTS	RPG	APG	PPG
1981-82	54	6	650	64	149	.430	0	1	.000	27	35	.771	20	83	103	73	137	1	20	54	37	155	1.9	1.4	2.9
PLAYOFFS	G	GS	MIN	FG	FGA	PCT	3PM	3PA	PCT	FT	FTA	PCT	OFF	DEF	TOT	AST	PF	DQ	STL	TO	BLK	PTS	RPG	APG	PPG
1982	DNP - COACH'S DECISION																								

**LAGARDE, TOM** C 6'10" 220 2/10/1955 NORTH CAROLINA

Acquired: Signed as a free agent on November 14, 1984  
Departed: Waived on December 18, 1984

YEAR	G	GS	MIN	FG	FGA	PCT	3FG	3FGA	PCT	FT	FTA	PCT	OFF	DEF	TOT	AST	PF	DQ	STL	TO	BLK	PTS	RPG	APG	PPG
1984-85	1	0	8	0	1	.000	0	0	---	1	2	.500	1	1	2	0	2	0	0	1	0	1	2.0	0.0	1.0

**LEE, COURTNEY** G 6'5" 200 10/3/1985 WESTERN KENTUCKY

Acquired: From Orlando along with Tony Battie and Rafer Alston in exchange for Vince Carter on June 25, 2009  
Departed: Traded to Houston as part of a four team deal in which the Nets Acquired Troy Murphy on August 11, 2010

YEAR	G	GS	MIN	FG	FGA	PCT	3FG	3FGA	PCT	FT	FTA	PCT	OFF	DEF	TOT	AST	PF	DQ	STL	TO	BLK	PTS	RPG	APG	PPG
2009-10	71	66	2375	338	775	.436	76	225	.338	133	153	.869	60	192	252	121	130	0	93	76	20	885	3.5	1.7	12.5

**LEE, DOUG** G 6'6" 200 10/24/1964 PURDUE

Acquired: Signed as a free agent on October 1, 1991  
Departed: Waived on April 13, 1993

YEAR	G	GS	MIN	FG	FGA	PCT	3FG	3FGA	PCT	FT	FTA	PCT	OFF	DEF	TOT	AST	PF	DQ	STL	TO	BLK	PTS	RPG	APG	PPG
1991-92	46	0	307	50	116	.431	10	37	.270	10	19	.526	17	18	35	22	39	0	11	12	1	120	0.8	0.5	2.6
1992-93	5	0	33	2	7	.286	1	3	.333	0	0	---	0	2	2	5	7	0	0	3	1	5	0.4	1.0	1.0
<b>TOTALS</b>	<b>51</b>	<b>0</b>	<b>340</b>	<b>52</b>	<b>123</b>	<b>.423</b>	<b>11</b>	<b>40</b>	<b>.275</b>	<b>10</b>	<b>19</b>	<b>.526</b>	<b>17</b>	<b>20</b>	<b>37</b>	<b>27</b>	<b>46</b>	<b>0</b>	<b>11</b>	<b>15</b>	<b>2</b>	<b>125</b>	<b>0.7</b>	<b>0.5</b>	<b>2.5</b>
PLAYOFFS	G	GS	MIN	FG	FGA	PCT	3FG	3FGA	PCT	FT	FTA	PCT	OFF	DEF	TOT	AST	PF	DQ	STL	TO	BLK	PTS	RPG	APG	PPG
1992	2	0	6	0	3	.000	0	2	.000	0	0	---	0	0	0	1	1	0	0	0	1	0	0.0	0.5	0.0

**LEE, KEITH** F 6'10" 220 12/28/1962 MEMPHIS STATE

Acquired: From Cleveland along with John Bagley for Darryl Dawkins and James Bailey on October 8, 1987  
Departed: Selected by Orlando in the NBA Expansion Draft on June 15, 1989

YEAR	G	GS	MIN	FG	FGA	PCT	3FG	3FGA	PCT	FT	FTA	PCT	OFF	DEF	TOT	AST	PF	DQ	STL	TO	BLK	PTS	RPG	APG	PPG
1988-89	57	4	840	109	258	.422	0	2	.000	53	71	.746	73	186	259	42	138	1	20	53	33	271	4.5	0.7	4.8

**LEE, KURK** G 6'3" 190 6/3/1967 TOWNSON STATE

Acquired: Signed as a free agent on October 1, 1990  
Departed: Became a free agent following the 1990-91 season

YEAR	G	GS	MIN	FG	FGA	PCT	3FG	3FGA	PCT	FT	FTA	PCT	OFF	DEF	TOT	AST	PF	DQ	STL	TO	BLK	PTS	RPG	APG	PPG
1990-91	48	0	265	19	71	.268	3	15	.200	25	28	.893	7	23	30	34	39	0	11	20	2	66	0.6	0.7	1.4

**LIVINGSTON, SHAUN** G 6'7" 182 9/11/1985 PEORIA CENTRAL (IL)

Acquired: Signed as a free agent on July 11, 2013  
Departed: Became a free agent following the 2013-14 season

YEAR	G	GS	MIN	FG	FGA	PCT	3FG	3FGA	PCT	FT	FTA	PCT	OFF	DEF	TOT	AST	PF	DQ	STL	TO	BLK	PTS	RPG	APG	PPG
2013-14	76	54	1974	235	487	.483	1	6	.167	158	191	.827	67	179	246	245	172	1	93	105	31	629	3.2	3.2	8.3
PLAYOFFS	G	GS	MIN	FG	FGA	PCT	3FG	3FGA	PCT	FT	FTA	PCT	OFF	DEF	TOT	AST	PF	DQ	STL	TO	BLK	PTS	RPG	APG	PPG
2014	12	10	325	44	86	.512	1	1	1.000	27	37	.730	8	34	42	40	41	0	5	22	5	116	3.5	3.3	9.7



# 2015-16 BROOKLYN NETS MEDIA GUIDE

## LOPEZ, BROOK C 7'0" 260 4/1/1988 STANFORD

Acquired: Selected in the First Round (10th overall) of the 2008 NBA Draft

YEAR	G	GS	MIN	FG	FGA	PCT	3FG	3FGA	PCT	FT	FTA	PCT	OFF	DEF	TOT	AST	PF	DQ	STL	TO	BLK	PTS	RPG	APG	PPG
2008-09	82	75	2501	448	844	.531	0	2	.000	172	217	.793	225	440	665	86	257	7	44	147	151	1068	8.1	1.0	13.0
2009-10	82	82	3027	563	1129	.499	0	2	.000	416	509	.817	270	439	709	187	251	2	55	204	139	1542	8.6	2.3	18.8
2010-11	82	82	2889	644	1309	.492	0	1	.000	385	489	.787	197	291	488	129	240	2	47	176	120	1673	6.0	1.6	20.4
2011-12	5	5	136	38	77	.494	0	0	---	20	32	.625	8	10	18	6	8	0	1	6	4	96	3.6	1.2	19.2
2012-13	74	74	2253	570	1094	.521	0	1	.000	297	392	.758	208	304	512	70	152	0	33	131	154	1437	6.9	0.9	19.4
2013-14	17	17	533	129	229	.563	0	1	.000	94	115	.817	39	63	102	16	52	0	9	28	30	352	6.0	0.9	20.7
2014-15	72	44	2100	506	987	.513	1	10	.100	223	274	.814	214	321	535	50	206	0	43	104	126	1236	7.4	0.7	17.2
<b>TOTALS</b>	<b>414</b>	<b>379</b>	<b>13439</b>	<b>2898</b>	<b>5669</b>	<b>.511</b>	<b>1</b>	<b>17</b>	<b>.059</b>	<b>1607</b>	<b>2028</b>	<b>.792</b>	<b>1161</b>	<b>1868</b>	<b>3029</b>	<b>544</b>	<b>1166</b>	<b>11</b>	<b>232</b>	<b>796</b>	<b>724</b>	<b>7404</b>	<b>7.3</b>	<b>1.3</b>	<b>17.9</b>
PLAYOFFS	G	GS	MIN	FG	FGA	PCT	3FG	3FGA	PCT	FT	FTA	PCT	OFF	DEF	TOT	AST	PF	DQ	STL	TO	BLK	PTS	RPG	APG	PPG
2013	7	7	263	58	123	.472	1	1	1.000	39	44	.886	29	23	52	10	20	0	6	16	21	156	7.4	1.4	22.3
2014	DNP - FRACTURED RIGHT FOOT																								
2015	6	6	234	43	87	.494	0	0	.000	33	40	.825	20	34	54	5	18	0	4	6	13	119	9.0	0.8	19.8
<b>TOTALS</b>	<b>13</b>	<b>13</b>	<b>497</b>	<b>101</b>	<b>210</b>	<b>.481</b>	<b>1</b>	<b>1</b>	<b>1.000</b>	<b>72</b>	<b>84</b>	<b>.857</b>	<b>49</b>	<b>57</b>	<b>106</b>	<b>15</b>	<b>38</b>	<b>0</b>	<b>10</b>	<b>22</b>	<b>34</b>	<b>275</b>	<b>8.2</b>	<b>1.2</b>	<b>21.2</b>

## LOVE, BOB F 6'8" 215 12/8/1942 SOUTHERN

Acquired: From Chicago along with cash for a second-round draft pick on November 30, 1977

Departed: Waived on December 16, 1977

YEAR	G	GS	MIN	FG	FGA	PCT	3FG	3FGA	PCT	FT	FTA	PCT	OFF	DEF	TOT	AST	PF	DQ	STL	TO	BLK	PTS	RPG	APG	PPG
1976-77	13	2	228	49	106	.462	0	0	---	33	39	.846	15	23	38	4	23	0	1	0	2	131	2.9	0.3	10.1

## LUCAS, MAURICE F 6'9" 215 2/18/1952 MARQUETTE

Acquired: From Portland along with two first-round draft picks for Calvin Natt on February 8, 1980

Departed: Traded to New York in exchange for the Knicks not exercising their right of first refusal on Ray Williams on October 25, 1981

YEAR	G	GS	MIN	FG	FGA	PCT	3FG	3FGA	PCT	FT	FTA	PCT	OFF	DEF	TOT	AST	PF	DQ	STL	TO	BLK	PTS	RPG	APG	PPG
1979-80	22	16	708	128	261	.490	0	4	.000	79	102	.775	58	154	212	83	82	1	19	70	27	335	9.6	3.8	15.2
1980-81	68	53	2162	404	835	.484	0	2	.000	191	254	.752	153	422	575	173	260	3	57	176	59	999	8.5	2.5	14.7
<b>TOTALS</b>	<b>90</b>	<b>69</b>	<b>2870</b>	<b>532</b>	<b>1096</b>	<b>.485</b>	<b>0</b>	<b>6</b>	<b>.000</b>	<b>270</b>	<b>356</b>	<b>.758</b>	<b>211</b>	<b>576</b>	<b>787</b>	<b>256</b>	<b>342</b>	<b>4</b>	<b>76</b>	<b>246</b>	<b>86</b>	<b>1334</b>	<b>8.7</b>	<b>2.8</b>	<b>14.8</b>

## MACCULLOCH, TODD C 7'0" 280 1/27/1976 WASHINGTON

Acquired: Signed as a free agent on August 7, 2001

Departed: Traded to Philadelphia along with Keith Van Horn for Dikembe Mutombo on August 6, 2002

YEAR	G	GS	MIN	FG	FGA	PCT	3FG	3FGA	PCT	FT	FTA	PCT	OFF	DEF	TOT	AST	PF	DQ	STL	TO	BLK	PTS	RPG	APG	PPG
2001-02	62	61	1502	247	465	.531	0	0	---	110	164	.671	157	221	378	78	181	1	24	66	89	604	6.1	1.3	9.7
PLAYOFFS	G	GS	MIN	FG	FGA	PCT	3FG	3FGA	PCT	FT	FTA	PCT	OFF	DEF	TOT	AST	PF	DQ	STL	TO	BLK	PTS	RPG	APG	PPG
2002	20	20	384	52	106	.491	0	0	---	19	31	.613	44	60	104	14	51	0	5	23	27	123	5.2	0.7	6.2

## MACCLEAN, DON F 6'10" 235 1/16/1970 UCLA

Acquired: From Philadelphia along with Lucious Harris, Michael Cage, and the draft rights to Keith Van Horn for Jim Jackson, Eric Montross and the draft rights to Tim Thomas and Anthony Parker on June 27, 1997

Departed: Traded to Seattle along with Michael Cage for Jim McIlvaine on January 21, 1999

YEAR	G	GS	MIN	FG	FGA	PCT	3FG	3FGA	PCT	FT	FTA	PCT	OFF	DEF	TOT	AST	PF	DQ	STL	TO	BLK	PTS	RPG	APG	PPG
1997-98	9	0	42	1	10	.100	1	2	.500	0	0	---	3	2	5	0	7	0	0	2	0	3	0.6	0.0	0.3

## MAGLOIRE, JAMAAL F 6'11" 265 5/21/1978 KENTUCKY

Acquired: Signed as a free agent on July 17, 2007

Departed: Waived on February 22, 2008

YEAR	G	GS	MIN	FG	FGA	PCT	3FG	3FGA	PCT	FT	FTA	PCT	OFF	DEF	TOT	AST	PF	DQ	STL	TO	BLK	PTS	RPG	APG	PPG
2007-08	24	2	259	15	49	.306	0	0	---	14	31	.452	18	63	81	7	42	0	0	23	10	44	3.4	0.3	1.8

## MAHORN, RICK F 6'10" 260 9/21/1958 HAMPTON

Acquired: Signed as a free agent on November 9, 1992

Departed: Became a free agent following the 1995-96 season

YEAR	G	GS	MIN	FG	FGA	PCT	3FG	3FGA	PCT	FT	FTA	PCT	OFF	DEF	TOT	AST	PF	DQ	STL	TO	BLK	PTS	RPG	APG	PPG
1992-93	74	9	1077	101	214	.472	1	3	.333	88	110	.800	93	186	279	33	156	0	19	58	31	291	3.8	0.4	3.9
1993-94	28	0	226	23	47	.489	0	1	.000	13	20	.650	16	38	54	5	38	0	3	7	5	59	1.9	0.2	2.1
1994-95	58	7	630	79	151	.523	1	3	.333	39	49	.796	45	117	162	26	93	0	11	34	12	198	2.8	0.4	3.4
1995-96	50	0	450	43	122	.352	0	1	.000	34	47	.723	31	79	110	16	72	0	14	30	13	120	2.2	0.3	2.4
<b>TOTALS</b>	<b>210</b>	<b>16</b>	<b>2383</b>	<b>246</b>	<b>412</b>	<b>.597</b>	<b>2</b>	<b>8</b>	<b>.250</b>	<b>174</b>	<b>226</b>	<b>.770</b>	<b>185</b>	<b>420</b>	<b>605</b>	<b>80</b>	<b>359</b>	<b>0</b>	<b>47</b>	<b>129</b>	<b>61</b>	<b>668</b>	<b>2.9</b>	<b>0.4</b>	<b>3.2</b>
PLAYOFFS	G	GS	MIN	FG	FGA	PCT	3FG	3FGA	PCT	FT	FTA	PCT	OFF	DEF	TOT	AST	PF	DQ	STL	TO	BLK	PTS	RPG	APG	PPG
1993	4	2	63	4	10	.400	0	0	---	0	0	---	4	9	13	3	9	0	0	1	2	8	3.3	0.8	2.0
1994	3	0	19	0	1	.000	0	0	---	0	0	---	1	3	4	0	7	0	0	1	1	0	1.3	0.0	0.0
<b>TOTALS</b>	<b>7</b>	<b>2</b>	<b>82</b>	<b>4</b>	<b>11</b>	<b>.364</b>	<b>0</b>	<b>0</b>	<b>---</b>	<b>0</b>	<b>0</b>	<b>---</b>	<b>5</b>	<b>12</b>	<b>17</b>	<b>3</b>	<b>16</b>	<b>0</b>	<b>0</b>	<b>2</b>	<b>3</b>	<b>8</b>	<b>2.4</b>	<b>0.4</b>	<b>1.1</b>

## MANNION, PACE F 6'7" 190 9/22/1960 UTAH

Acquired: Signed as a free agent on September 11, 1986

Departed: Waived on February 17, 1987

YEAR	G	GS	MIN	FG	FGA	PCT	3FG	3FGA	PCT	FT	FTA	PCT	OFF	DEF	TOT	AST	PF	DQ	STL	TO	BLK	PTS	RPG	APG	PPG
1986-87	23	3	284	31	94	.330	3	9	.333	18	31	.581	10	29	39	45	32	0	18	23	4	83	1.7	2.0	3.6



# 2015-16 BROOKLYN NETS MEDIA GUIDE

## MARBURY, STEPHON G 6'2" 180 2/20/1977 GEORGIA TECH

**Acquired:** From Minnesota on March 11, 1999 in a three-team deal along with Chris Carr and Bill Curley, in which the Nets also received Elliot Perry from Milwaukee; Minnesota received Brian Evans, a 1999 first-round pick and an undisclosed draft pick from New Jersey; Milwaukee sent Terrell Brandon to Minnesota, Minnesota sent Paul Grant to Milwaukee and New Jersey sent Sam Cassell and Chris Gatling to Milwaukee  
**Departed:** Traded to Phoenix along with Johnny Newman and Soumaila Samake for Jason Kidd and Chris Dudley on July 18, 2001

YEAR	G	GS	MIN	FG	FGA	PCT	3FG	3FGA	PCT	FT	FTA	PCT	OFF	DEF	TOT	AST	PF	DQ	STL	TO	BLK	PTS	RPG	APG	PPG
1998-99	31	31	1234	254	579	.439	58	158	.367	159	191	.832	20	60	80	270	81	0	30	109	3	725	2.6	8.7	23.4
1999-00	74	74	2881	569	1317	.432	66	233	.283	436	536	.813	61	179	240	622	195	4	112	270	15	1640	3.2	8.4	22.2
2000-01	67	67	2557	563	1277	.441	110	335	.328	362	458	.790	53	152	205	506	150	1	79	197	5	1598	3.1	7.6	23.9
<b>TOTALS</b>	<b>172</b>	<b>172</b>	<b>6672</b>	<b>1386</b>	<b>3173</b>	<b>.434</b>	<b>234</b>	<b>726</b>	<b>.322</b>	<b>957</b>	<b>1185</b>	<b>.818</b>	<b>134</b>	<b>391</b>	<b>525</b>	<b>1398</b>	<b>426</b>	<b>5</b>	<b>221</b>	<b>576</b>	<b>23</b>	<b>3963</b>	<b>3.1</b>	<b>8.1</b>	<b>23.0</b>

## MARSHALL, DONNY F 6'7" 230 7/17/1972 CONNECTICUT

**Acquired:** Signed as a free agent on January 7, 2002

**Departed:** Became a free agent following the 2001-02 season

**Acquired:** Signed as a free agent on March 11, 2003

**Departed:** Became a free agent following the 2002-03 season

YEAR	G	GS	MIN	FG	FGA	PCT	3FG	3FGA	PCT	FT	FTA	PCT	OFF	DEF	TOT	AST	PF	DQ	STL	TO	BLK	PTS	RPG	APG	PPG
2001-02	20	0	118	8	29	.276	2	4	.500	12	18	.667	8	13	21	5	14	0	3	2	0	30	1.1	0.3	1.5
2002-03	3	0	6	0	3	.000	0	1	.000	0	0	---	0	3	3	0	0	0	0	1	0	0	1.0	0.0	0.0
<b>TOTALS</b>	<b>23</b>	<b>0</b>	<b>124</b>	<b>8</b>	<b>32</b>	<b>.250</b>	<b>2</b>	<b>5</b>	<b>.400</b>	<b>12</b>	<b>18</b>	<b>.667</b>	<b>8</b>	<b>16</b>	<b>24</b>	<b>5</b>	<b>14</b>	<b>0</b>	<b>3</b>	<b>3</b>	<b>0</b>	<b>30</b>	<b>1.0</b>	<b>0.2</b>	<b>1.3</b>

PLAYOFFS	G	GS	MIN	FG	FGA	PCT	3FG	3FGA	PCT	FT	FTA	PCT	OFF	DEF	TOT	AST	PF	DQ	STL	TO	BLK	PTS	RPG	APG	PPG
2002	7	0	14	1	5	.200	0	4	.000	1	1	1.000	0	0	0	0	1	0	0	0	0	3	0.0	0.0	0.4

## MARTIN, KENYON F 6'9" 230 12/30/1977 CINCINNATI

**Acquired:** Drafted by New Jersey in the first-round (1st overall pick) in the 2000 NBA Draft

**Departed:** Traded to Denver for three future first-round draft picks on July 15, 2004

YEAR	G	GS	MIN	FG	FGA	PCT	3FG	3FGA	PCT	FT	FTA	PCT	OFF	DEF	TOT	AST	PF	DQ	STL	TO	BLK	PTS	RPG	APG	PPG
2000-01	68	68	2272	346	777	.445	1	11	.091	121	192	.630	137	365	502	131	281	10	78	138	113	814	7.4	1.9	12.0
2001-02	73	73	2504	445	962	.463	15	67	.224	181	267	.678	113	275	388	192	261	8	90	172	121	1086	5.3	2.6	14.9
2002-03	77	77	2628	509	1082	.470	9	43	.209	256	392	.653	164	476	640	185	294	6	98	192	70	1283	8.3	2.4	16.7
2003-04	65	62	2252	439	900	.488	7	25	.280	201	294	.684	133	484	617	160	230	5	95	168	82	1086	9.5	2.5	16.7
<b>TOTALS</b>	<b>283</b>	<b>280</b>	<b>9656</b>	<b>1739</b>	<b>3721</b>	<b>.467</b>	<b>32</b>	<b>146</b>	<b>.219</b>	<b>759</b>	<b>1145</b>	<b>.663</b>	<b>547</b>	<b>1600</b>	<b>2147</b>	<b>668</b>	<b>1066</b>	<b>29</b>	<b>361</b>	<b>670</b>	<b>386</b>	<b>4269</b>	<b>7.6</b>	<b>2.4</b>	<b>15.1</b>

PLAYOFFS	G	GS	MIN	FG	FGA	PCT	3FG	3FGA	PCT	FT	FTA	PCT	OFF	DEF	TOT	AST	PF	DQ	STL	TO	BLK	PTS	RPG	APG	PPG
2002	20	20	749	129	304	.424	2	9	.222	76	110	.691	30	86	116	57	86	3	24	52	25	336	5.8	2.9	16.8
2003	20	20	777	149	329	.453	1	11	.091	79	114	.693	50	137	187	57	92	2	29	58	31	378	9.4	2.9	18.9
2004	11	11	409	81	152	.533	0	4	.000	48	64	.750	25	96	121	12	50	3	13	32	14	210	11.0	1.1	19.1
<b>TOTALS</b>	<b>51</b>	<b>51</b>	<b>1935</b>	<b>359</b>	<b>785</b>	<b>.457</b>	<b>3</b>	<b>24</b>	<b>.125</b>	<b>203</b>	<b>288</b>	<b>.705</b>	<b>105</b>	<b>319</b>	<b>424</b>	<b>126</b>	<b>228</b>	<b>8</b>	<b>66</b>	<b>142</b>	<b>70</b>	<b>924</b>	<b>8.3</b>	<b>2.5</b>	<b>18.1</b>

## MASON, ANTHONY F 6'7" 250 12/14/1966 TENNESSEE STATE

**Acquired:** Signed as a free agent on September 19, 1989

**Departed:** Waived on October 30, 1990

YEAR	G	GS	MIN	FG	FGA	PCT	3FG	3FGA	PCT	FT	FTA	PCT	OFF	DEF	TOT	AST	PF	DQ	STL	TO	BLK	PTS	RPG	APG	PPG
1989-90	21	0	108	14	40	.350	0	0	---	9	15	.600	11	23	34	7	20	0	2	11	2	37	1.6	0.3	1.8

## MASSENBURG, TONY F 6'9" 220 7/31/1967 MARYLAND

**Acquired:** Signed as a free agent on September 10, 1996

**Departed:** Became a free agent following the 1996-97 season

YEAR	G	GS	MIN	FG	FGA	PCT	3FG	3FGA	PCT	FT	FTA	PCT	OFF	DEF	TOT	AST	PF	DQ	STL	TO	BLK	PTS	RPG	APG	PPG
1996-97	79	49	1954	219	452	.485	0	1	.000	130	206	.631	222	295	517	23	217	2	38	91	50	568	6.5	0.3	7.2

## MCADOO, BOB F 6'9" 210 9/25/1951 NORTH CAROLINA

**Acquired:** Signed as a free agent on March 13, 1981

**Departed:** Traded to Los Angeles for a second-round draft pick and cash on December 24, 1981

YEAR	G	GS	MIN	FG	FGA	PCT	3FG	3FGA	PCT	FT	FTA	PCT	OFF	DEF	TOT	AST	PF	DQ	STL	TO	BLK	PTS	RPG	APG	PPG
1980-81	10	1	153	38	75	.507	0	1	.000	17	21	.810	8	18	26	10	22	0	9	14	6	93	2.6	1.0	9.3

## MCCORMICK, TIM C 6'11" 240 10/3/1962 MICHIGAN

**Acquired:** From Philadelphia along with Roy Hinson and a second-round pick for Mike Gminski and Ben Coleman on January 16, 1988

**Departed:** Traded to Houston along with Tony Brown, Frank Johnson and Lorenzo Romar for Joe Barry Carroll and Lester Conner on November 2, 1988

YEAR	G	GS	MIN	FG	FGA	PCT	3FG	3FGA	PCT	FT	FTA	PCT	OFF	DEF	TOT	AST	PF	DQ	STL	TO	BLK	PTS	RPG	APG	PPG
1987-88	47	38	1513	277	510	.543	0	2	.000	108	162	.667	97	226	323	92	159	2	18	76	15	662	6.9	2.0	14.1

## MCDANIEL, XAVIER F 6'7" 205 4/6/1963 WICHITA STATE

**Acquired:** Signed as a free agent on October 19, 1996

**Departed:** Waived on January 24, 1998

YEAR	G	GS	MIN	FG	FGA	PCT	3FG	3FGA	PCT	FT	FTA	PCT	OFF	DEF	TOT	AST	PF	DQ	STL	TO	BLK	PTS	RPG	APG	PPG
1996-97	62	5	1170	138	355	.389	5	25	.200	65	89	.730	124	194	318	65	144	0	36	70	17	346	5.1	1.0	5.6
1997-98	20	0	180	10	30	.333	0	0	---	5	8	.625	12	19	31	9	23	0	3	8	2	25	1.6	0.5	1.3
<b>TOTALS</b>	<b>82</b>	<b>5</b>	<b>1350</b>	<b>148</b>	<b>385</b>	<b>.384</b>	<b>5</b>	<b>25</b>	<b>.200</b>	<b>70</b>	<b>97</b>	<b>.722</b>	<b>136</b>	<b>213</b>	<b>349</b>	<b>74</b>	<b>167</b>	<b>0</b>	<b>39</b>	<b>78</b>	<b>19</b>	<b>371</b>	<b>4.3</b>	<b>0.9</b>	<b>4.5</b>

## MCGEE, MIKE G/F 6'5" 205 7/29/1959 MICHIGAN

**Acquired:** From Sacramento for two second-round draft picks on October 31, 1988

**Departed:** Became a free agent following the 1988-89 season

YEAR	G	GS	MIN	FG	FGA	PCT	3FG	3FGA	PCT	FT	FTA	PCT	OFF	DEF	TOT	AST	PF	DQ	STL	TO	BLK	PTS	RPG	APG	PPG
1988-89	80	49	2027	434	917	.473	93	255	.365	77	144	.535	73	116	189	116	184	1	80	124	12	1038	2.4	1.5	13.0





# 2015-16 BROOKLYN NETS MEDIA GUIDE

**MCILVAINE, JIM** C 6'1" 264 7/30/1972 MARQUETTE

Acquired: From Seattle for Don MacLean and Michael Cage on January 21, 1999  
Departed: Waived on October 17, 2001

YEAR	G	GS	MIN	FG	FGA	PCT	3FG	3FGA	PCT	FT	FTA	PCT	OFF	DEF	TOT	AST	PF	DQ	STL	TO	BLK	PTS	RPG	APG	PPG
1998-99	22	1	269	22	51	.431	0	0	---	4	6	.667	31	23	54	2	59	1	9	13	32	48	2.5	0.1	2.2
1999-00	66	53	1048	64	154	.416	0	0	---	29	56	.518	106	124	230	36	205	2	26	38	117	157	3.5	0.5	2.4
2000-01	18	3	193	10	28	.357	0	0	---	8	12	.667	8	27	35	4	35	0	7	9	15	28	1.9	0.2	1.6
<b>TOTALS</b>	<b>106</b>	<b>57</b>	<b>1510</b>	<b>96</b>	<b>233</b>	<b>.412</b>	<b>0</b>	<b>0</b>	<b>---</b>	<b>41</b>	<b>74</b>	<b>.554</b>	<b>145</b>	<b>174</b>	<b>319</b>	<b>42</b>	<b>299</b>	<b>3</b>	<b>42</b>	<b>60</b>	<b>164</b>	<b>233</b>	<b>3.0</b>	<b>0.4</b>	<b>2.2</b>

**MCINNIS, JEFF** G 6'4" 190 10/22/1974 NORTH CAROLINA

Acquired: Signed as a free agent on August 11, 2005  
Departed: Traded to Charlotte for Bernard Robinson and Cash considerations on January 3, 2007

YEAR	G	GS	MIN	FG	FGA	PCT	3FG	3FGA	PCT	FT	FTA	PCT	OFF	DEF	TOT	AST	PF	DQ	STL	TO	BLK	PTS	RPG	APG	PPG
2005-06	28	1	486	63	143	.441	3	16	.188	20	29	.690	11	39	50	52	37	0	11	29	2	149	1.8	1.9	5.3

**MCKENNA, KEVIN** G/F 6'5" 195 8/1/1959 CREIGHTON

Acquired: Signed as a free agent on December 10, 1984  
Departed: Waived on December 18, 1984  
Acquired: Signed as a free agent on December 20, 1984  
Departed: Waived on April 15, 1985  
Acquired: Signed as a free agent on December 9, 1986  
Departed: Retired following the 1987-88 season

YEAR	G	GS	MIN	FG	FGA	PCT	3FG	3FGA	PCT	FT	FTA	PCT	OFF	DEF	TOT	AST	PF	DQ	STL	TO	BLK	PTS	RPG	APG	PPG
1984-85	29	7	535	61	134	.455	5	13	.385	38	43	.884	20	29	49	58	63	0	30	32	7	165	1.7	2.0	5.7
1986-87	56	3	942	153	337	.454	52	124	.419	43	57	.754	21	56	77	93	141	0	54	53	7	401	1.4	1.7	7.2
1987-88	31	2	393	43	109	.394	16	50	.320	24	25	.960	4	27	31	40	55	1	15	19	2	126	1.0	1.3	4.1
<b>TOTALS</b>	<b>116</b>	<b>12</b>	<b>1870</b>	<b>257</b>	<b>580</b>	<b>.443</b>	<b>73</b>	<b>187</b>	<b>.390</b>	<b>105</b>	<b>125</b>	<b>.840</b>	<b>45</b>	<b>112</b>	<b>157</b>	<b>191</b>	<b>259</b>	<b>1</b>	<b>99</b>	<b>104</b>	<b>16</b>	<b>692</b>	<b>1.4</b>	<b>1.6</b>	<b>6.0</b>

**MCNEILL, LARRY** F 6'9" 195 1/31/1951 MARQUETTE

Acquired: From Kansas City for a third-round pick on September 9, 1976  
Departed: Waived on December 13, 1976

YEAR	G	GS	MIN	FG	FGA	PCT	3FG	3FGA	PCT	FT	FTA	PCT	OFF	DEF	TOT	AST	PF	DQ	STL	TO	BLK	PTS	RPG	APG	PPG
1976-77	8	0	93	18	51	.353	0	0	---	24	30	.800	10	16	26	3	13	1	4	0	1	60	3.3	0.4	7.5

**MERCER, RON** G/F 6'7" 215 5/18/1976 KENTUCKY

Acquired: Signed as a free agent on August 12, 2004  
Departed: Waived on August 15, 2005

YEAR	G	GS	MIN	FG	FGA	PCT	3FG	3FGA	PCT	FT	FTA	PCT	OFF	DEF	TOT	AST	PF	DQ	STL	TO	BLK	PTS	RPG	APG	PPG
2004-05	18	3	390	65	158	.411	0	3	.000	7	10	.700	9	31	40	20	20	0	16	14	2	137	2.2	1.1	7.6

**MILLS, TERRY** F 6'10" 250 12/21/1967 MICHIGAN

Acquired: From Denver on January 23, 1991 in a three-way deal in which New Jersey sent Greg Anderson to Denver, Denver sent Walter Davis to Portland and Portland sent Drazen Petrovic to New Jersey; Denver also received a 1992 first-round draft pick from New Jersey and a 1993 second-round pick from Portland, while Portland received a 1992 second-round pick from Denver  
Departed: A free agent following the 1991-92 season

YEAR	G	GS	MIN	FG	FGA	PCT	3FG	3FGA	PCT	FT	FTA	PCT	OFF	DEF	TOT	AST	PF	DQ	STL	TO	BLK	PTS	RPG	APG	PPG
1990-91	38	2	540	78	168	.464	0	2	.000	31	44	.705	51	90	141	17	56	0	19	25	20	187	3.7	0.4	4.9
1991-92	82	24	1714	310	670	.463	8	23	.348	114	152	.750	187	266	453	84	200	3	48	82	41	742	5.5	1.0	9.0
<b>TOTALS</b>	<b>120</b>	<b>26</b>	<b>2254</b>	<b>388</b>	<b>838</b>	<b>.463</b>	<b>8</b>	<b>25</b>	<b>.320</b>	<b>145</b>	<b>196</b>	<b>.740</b>	<b>238</b>	<b>356</b>	<b>594</b>	<b>101</b>	<b>256</b>	<b>3</b>	<b>67</b>	<b>107</b>	<b>61</b>	<b>929</b>	<b>5.0</b>	<b>0.8</b>	<b>7.7</b>

PLAYOFFS	G	GS	MIN	FG	FGA	PCT	3FG	3FGA	PCT	FT	FTA	PCT	OFF	DEF	TOT	AST	PF	DQ	STL	TO	BLK	PTS	RPG	APG	PPG
1992	4	0	77	10	27	.370	0	1	.000	7	11	.636	9	15	24	8	18	0	1	7	2	27	6.0	2.0	6.8

**MOISO, JEROME** F 6'10" 260 6/15/1978 UCLA

Acquired: Signed as a free agent on December 28, 2004  
Departed: Contract expired on January 24, 2005

YEAR	G	GS	MIN	FG	FGA	PCT	3FG	3FGA	PCT	FT	FTA	PCT	OFF	DEF	TOT	AST	PF	DQ	STL	TO	BLK	PTS	RPG	APG	PPG
2004-05	8	0	24	3	4	.750	0	0	---	2	4	.500	3	4	7	0	2	0	0	1	1	8	0.9	0.0	1.0

**MONEY, ERIC** G 7'0" 170 6/2/1955 ARIZONA

Acquired: From Detroit for Kevin Porter on September 8, 1978  
Departed: Traded to Philadelphia along with Al Skinner for Harvey Catchings, Ralph Simpson and future considerations on February 7, 1979

YEAR	G	GS	MIN	FG	FGA	PCT	3FG	3FGA	PCT	FT	FTA	PCT	OFF	DEF	TOT	AST	PF	DQ	STL	TO	BLK	PTS	RPG	APG	PPG
1978-79	46	46	1434	325	676	.481	0	0	---	136	183	.743	55	70	125	249	132	0	74	166	10	786	2.7	5.4	17.1

**MONTROSS, ERIC** C 7'0" 270 9/23/1971 NORTH CAROLINA

Acquired: From Dallas along with Chris Gatling, Jim Jackson, George McCloud and Sam Cassell for Shawn Bradley, Ed O'Bannon, Khalid Reeves and Robert Pack on February 17, 1997  
Departed: Traded to Philadelphia along with Jim Jackson and the draft rights to Tim Thomas and Anthony Parker for Don MacLean, Lucious Harris, Michael Cage and the draft rights to Keith Van Horn on June 27, 1997

YEAR	G	GS	MIN	FG	FGA	PCT	3FG	3FGA	PCT	FT	FTA	PCT	OFF	DEF	TOT	AST	PF	DQ	STL	TO	BLK	PTS	RPG	APG	PPG
1996-97	31	31	844	73	162	.451	0	0	---	11	28	.393	115	167	282	29	118	3	11	26	39	157	9.1	0.9	5.1

**MOORE, LOWES** G 6'11" 170 5/5/1957 WEST VIRGINIA

Acquired: Drafted by New Jersey in the third-round (52nd overall pick) in the 1980 NBA Draft  
Departed: Waived on October 27, 1981

YEAR	G	GS	MIN	FG	FGA	PCT	3FG	3FGA	PCT	FT	FTA	PCT	OFF	DEF	TOT	AST	PF	DQ	STL	TO	BLK	PTS	RPG	APG	PPG
1980-81	71	20	1406	212	478	.444	4	27	.148	69	92	.750	43	125	168	228	179	1	61	108	17	497	2.4	3.2	7.0



# 2015-16 BROOKLYN NETS MEDIA GUIDE

**MOORE, JOHNNY** G 6'1" 175 3/3/1958 TEXAS

Acquired: Signed as a free agent on December 3, 1987  
Departed: Waived on December 15, 1987

YEAR	G	GS	MIN	FG	FGA	PCT	3FG	3FGA	PCT	FT	FTA	PCT	OFF	DEF	TOT	AST	PF	DQ	STL	TO	BLK	PTS	RPG	APG	PPG
1987-88	1	0	10	0	1	.000	0	0	---	0	0	---	1	1	2	1	0	0	0	3	0	0	2.0	1.0	0.0

**MOORE, MIKKI** F 7'0" 223 4/11/1975 NEBRASKA

Acquired: Signed as a free agent on December 22, 2003  
Departed: Waived on January 7, 2004  
Acquired: From Seattle for a second round draft pick on July 27, 2006  
Departed: Became a free agent following the 2006-07 season

YEAR	G	GS	MIN	FG	FGA	PCT	3FG	3FGA	PCT	FT	FTA	PCT	OFF	DEF	TOT	AST	PF	DQ	STL	TO	BLK	PTS	RPG	APG	PPG
2003-04	4	0	10	1	5	.200	0	0	---	0	0	---	1	1	2	0	1	0	0	0	0	2	0.5	0.0	0.5
2006-07	79	55	2082	308	506	.609	0	1	.000	160	235	.681	145	258	403	74	261	3	46	113	60	776	5.1	0.9	9.8
<b>TOTALS</b>	<b>83</b>	<b>55</b>	<b>2092</b>	<b>309</b>	<b>511</b>	<b>.604</b>	<b>0</b>	<b>1</b>	<b>.000</b>	<b>160</b>	<b>235</b>	<b>.681</b>	<b>146</b>	<b>259</b>	<b>405</b>	<b>74</b>	<b>262</b>	<b>3</b>	<b>46</b>	<b>113</b>	<b>60</b>	<b>778</b>	<b>4.9</b>	<b>0.9</b>	<b>9.4</b>

PLAYOFFS	G	GS	MIN	FG	FGA	PCT	3FG	3FGA	PCT	FT	FTA	PCT	OFF	DEF	TOT	AST	PF	DQ	STL	TO	BLK	PTS	RPG	APG	PPG
2007	12	12	399	56	100	.560	0	0	---	23	29	.793	23	44	67	14	47	0	10	20	7	135	5.6	1.2	11.3

**MORRIS, CHRIS** F 6'8" 220 1/20/1966 AUBURN

Acquired: Drafted by New Jersey in the first-round (4th overall pick) in the 1988 NBA Draft.  
Departed: Became a free agent following the 1994-95 season

YEAR	G	GS	MIN	FG	FGA	PCT	3FG	3FGA	PCT	FT	FTA	PCT	OFF	DEF	TOT	AST	PF	DQ	STL	TO	BLK	PTS	RPG	APG	PPG
1988-89	76	48	2096	414	905	.457	64	175	.366	182	254	.717	188	209	397	119	250	4	102	190	60	1074	5.2	1.6	14.1
1989-90	80	76	2449	449	1065	.422	61	193	.316	228	316	.722	194	228	422	143	219	1	130	185	79	1187	5.3	1.8	14.8
1990-91	79	68	2553	409	962	.425	45	179	.251	179	244	.734	210	311	521	220	248	5	138	167	96	1042	6.6	2.8	13.2
1991-92	77	74	2394	346	726	.477	22	110	.200	165	231	.714	199	295	494	197	211	2	129	171	81	879	6.4	2.6	11.4
1992-93	77	57	2302	436	907	.481	17	76	.224	197	248	.794	227	227	454	106	171	2	144	119	52	1086	5.9	1.4	14.1
1993-94	50	27	1349	203	454	.447	53	147	.361	85	118	.720	91	137	228	83	120	2	55	52	49	544	4.6	1.7	10.9
1994-95	71	49	2131	351	856	.410	106	317	.334	142	195	.728	181	221	402	147	155	0	86	117	51	950	5.7	2.1	13.4
<b>TOTALS</b>	<b>510</b>	<b>399</b>	<b>15274</b>	<b>2608</b>	<b>5875</b>	<b>.444</b>	<b>368</b>	<b>1197</b>	<b>.307</b>	<b>1178</b>	<b>1606</b>	<b>.733</b>	<b>1290</b>	<b>1628</b>	<b>2918</b>	<b>1015</b>	<b>1374</b>	<b>16</b>	<b>784</b>	<b>1001</b>	<b>468</b>	<b>6762</b>	<b>5.7</b>	<b>2.0</b>	<b>13.3</b>

PLAYOFFS	G	GS	MIN	FG	FGA	PCT	3FG	3FGA	PCT	FT	FTA	PCT	OFF	DEF	TOT	AST	PF	DQ	STL	TO	BLK	PTS	RPG	APG	PPG
1992	4	4	135	32	58	.552	4	10	.400	7	9	.778	11	9	20	5	11	0	7	8	7	75	5.0	1.3	18.8
1993	5	4	163	34	61	.557	6	16	.375	11	12	.917	13	19	32	7	8	0	8	3	6	85	6.4	1.4	17.0
1994	4	3	98	12	43	.279	3	20	.150	10	10	1.000	11	11	22	7	14	0	5	6	5	37	5.5	1.8	9.3
<b>TOTALS</b>	<b>13</b>	<b>11</b>	<b>396</b>	<b>78</b>	<b>162</b>	<b>.481</b>	<b>13</b>	<b>46</b>	<b>.283</b>	<b>28</b>	<b>31</b>	<b>.903</b>	<b>35</b>	<b>39</b>	<b>74</b>	<b>19</b>	<b>33</b>	<b>0</b>	<b>20</b>	<b>17</b>	<b>18</b>	<b>197</b>	<b>5.7</b>	<b>1.5</b>	<b>15.2</b>

**MORRIS, DARIUS** G 6'4" 195 1/3/1991 MICHIGAN

Acquired: Signed as a free agent on December 11, 2014  
Departed: Waived on June 29, 2015

YEAR	G	GS	MIN	FG	FGA	PCT	3FG	3FGA	PCT	FT	FTA	PCT	OFF	DEF	TOT	AST	PF	DQ	STL	TO	BLK	PTS	RPG	APG	PPG
2014-15	38	0	299	36	106	.340	7	33	.212	4	9	.444	7	20	27	48	20	0	9	21	0	83	0.7	1.3	2.2

PLAYOFFS	G	GS	MIN	FG	FGA	PCT	3FG	3FGA	PCT	FT	FTA	PCT	OFF	DEF	TOT	AST	PF	DQ	STL	TO	BLK	PTS	RPG	APG	PPG
2015	1	0	5	0	1	.000	0	0	---	0	0	---	0	0	0	0	0	0	0	0	0	0.0	0.0	0.0	

**MORROW, ANTHONY** G 6'5" 210 9/27/1985 GEORGIA TECH

Acquired: From Golden State in exchange for a conditional second round draft pick in 2011 on July 13, 2010  
Departed: Traded to Atlanta along with Jordan Farmer, Johan Petro, DeShawn Stevenson, Jordan Williams, Houston's 2013 first round pick and the Nets' second round draft pick in 2017 in exchange for Joe Johnson on July 11, 2012

YEAR	G	GS	MIN	FG	FGA	PCT	3FG	3FGA	PCT	FT	FTA	PCT	OFF	DEF	TOT	AST	PF	DQ	STL	TO	BLK	PTS	RPG	APG	PPG
2010-11	58	47	1856	279	620	.450	110	260	.423	96	107	.897	37	135	172	68	135	0	19	54	7	764	3.0	1.2	13.2
2011-12	62	18	1636	272	658	.413	106	286	.371	97	104	.933	31	96	127	61	86	0	46	70	9	747	2.0	1.0	12.0
<b>TOTALS</b>	<b>120</b>	<b>65</b>	<b>3492</b>	<b>551</b>	<b>1278</b>	<b>.431</b>	<b>216</b>	<b>546</b>	<b>.396</b>	<b>193</b>	<b>211</b>	<b>.915</b>	<b>68</b>	<b>231</b>	<b>299</b>	<b>129</b>	<b>221</b>	<b>0</b>	<b>65</b>	<b>124</b>	<b>16</b>	<b>1511</b>	<b>2.5</b>	<b>1.1</b>	<b>12.6</b>

**MOURNING, ALONZO** C 6'10" 261 8/2/1970 GEORGETOWN

Acquired: Signed as a free agent on July 16, 2003  
Departed: Traded to Toronto along with Aaron Williams, Eric Williams and two First Round draft picks, for Vince Carter on December 17, 2004

YEAR	G	GS	MIN	FG	FGA	PCT	3FG	3FGA	PCT	FT	FTA	PCT	OFF	DEF	TOT	AST	PF	DQ	STL	TO	BLK	PTS	RPG	APG	PPG
2003-04	12	0	215	33	71	.465	0	0	---	30	34	.882	8	19	27	8	32	0	2	10	6	96	2.3	0.7	8.0
2004-05	18	14	457	68	150	.453	0	0	---	51	86	.593	31	96	127	14	50	1	5	45	41	187	7.1	0.8	10.4
<b>TOTALS</b>	<b>30</b>	<b>14</b>	<b>672</b>	<b>101</b>	<b>221</b>	<b>.457</b>	<b>0</b>	<b>0</b>	<b>---</b>	<b>81</b>	<b>120</b>	<b>.675</b>	<b>39</b>	<b>115</b>	<b>154</b>	<b>22</b>	<b>82</b>	<b>1</b>	<b>7</b>	<b>55</b>	<b>47</b>	<b>283</b>	<b>5.1</b>	<b>0.7</b>	<b>9.4</b>

**MURDOCK, ERIC** G 6'1" 200 6/14/1968 PROVIDENCE

Acquired: Signed as a free agent on January 21, 1999  
Departed: Traded to Los Angeles Clippers for Johnny Newman on September 23, 1999

YEAR	G	GS	MIN	FG	FGA	PCT	3FG	3FGA	PCT	FT	FTA	PCT	OFF	DEF	TOT	AST	PF	DQ	STL	TO	BLK	PTS	RPG	APG	PPG
1998-99	15	8	401	45	114	.395	8	22	.364	21	26	.808	3	32	35	66	35	1	22	29	2	119	2.3	4.4	7.9

**MURESAN, GHEORGHE** C 7'7" 303 2/14/1971 CLUJ (ROMANIA)

Acquired: Signed as a free agent on May 3, 1999  
Departed: Became a free agent following the 1999-00 season

YEAR	G	GS	MIN	FG	FGA	PCT	3FG	3FGA	PCT	FT	FTA	PCT	OFF	DEF	TOT	AST	PF	DQ	STL	TO	BLK	PTS	RPG	APG	PPG
1998-99	1	0	1	0	1	.000	0	0	---	0	0	-	0	0	0	0	0	0	0	1	0	0	0.0	0.0	0.0
1999-00	30	2	267	41	90	.456	0	0	---	23	38	.605	24	44	68	9	52	0	0	16	12	105	2.3	0.3	3.5
<b>TOTALS</b>	<b>31</b>	<b>2</b>	<b>268</b>	<b>41</b>	<b>91</b>	<b>.451</b>	<b>0</b>	<b>0</b>	<b>---</b>	<b>23</b>	<b>38</b>	<b>.605</b>	<b>24</b>	<b>44</b>	<b>68</b>	<b>9</b>	<b>52</b>	<b>0</b>	<b>0</b>	<b>17</b>	<b>12</b>	<b>105</b>	<b>2.2</b>	<b>0.3</b>	<b>3.4</b>



# 2015-16 BROOKLYN NETS MEDIA GUIDE

**MURPHY, TROY** F 6'11" 245 2/5/1980 NOTRE DAME

Acquired: From Indiana in four team trade in which the Nets sent Courtney Lee to Houston on August 11, 2010

Departed: Traded to Golden State in exchange for Brandon Wright, Dan Gadzuric and the Nets 2012 second round draft pick on February 23, 2011

YEAR	G	GS	MIN	FG	FGA	PCT	3FG	3FGA	PCT	FT	FTA	PCT	OFF	DEF	TOT	AST	PF	DQ	STL	TO	BLK	PTS	RPG	APG	PPG
2010-11	18	4	288	26	76	.342	4	23	.174	9	17	.529	11	64	75	17	28	0	7	13	2	65	4.2	0.9	3.6

**MURRAY, LAMOND** F 6'7" 235 4/20/1973 CALIFORNIA

Acquired: Signed as a free agent on September 8, 2005

Departed: Became a free agent following the 2005-06 season

YEAR	G	GS	MIN	FG	FGA	PCT	3FG	3FGA	PCT	FT	FTA	PCT	OFF	DEF	TOT	AST	PF	DQ	STL	TO	BLK	PTS	RPG	APG	PPG
2005-06	57	1	576	72	181	.398	27	78	.346	25	40	.625	29	103	132	13	66	0	17	22	7	196	2.3	0.2	3.4
PLAYOFFS	G	GS	MIN	FG	FGA	PCT	3FG	3FGA	PCT	FT	FTA	PCT	OFF	DEF	TOT	AST	PF	DQ	STL	TO	BLK	PTS	RPG	APG	PPG
2006	11	0	197	21	54	.389	12	34	.535	9	11	.818	9	29	38	2	25	0	3	3	0	63	3.5	0.2	5.7

**MUTOMBO, DIKEMBE** C 6'2" 265 6/25/1966 GEORGETOWN

Acquired: From Philadelphia for Keith Van Horn and Todd MacCulloch on August 6, 2002

Departed: Waived on October 7, 2003

YEAR	G	GS	MIN	FG	FGA	PCT	3FG	3FGA	PCT	FT	FTA	PCT	OFF	DEF	TOT	AST	PF	DQ	STL	TO	BLK	PTS	RPG	APG	PPG
2002-03	24	16	514	49	131	.374	0	0	-	40	55	.727	54	99	153	19	54	0	4	34	37	138	6.4	0.8	5.8
PLAYOFFS	G	GS	MIN	FG	FGA	PCT	3FG	3FGA	PCT	FT	FTA	PCT	OFF	DEF	TOT	AST	PF	DQ	STL	TO	BLK	PTS	RPG	APG	PPG
2003	10	0	115	7	15	.467	0	0	---	4	4	1.000	8	19	27	6	21	0	3	8	9	18	2.7	0.6	1.8

**MYERS, PETE** G 6'6" 180 9/15/1963 ARKANSAS

Acquired: Claimed off waivers on February 27, 1990

Departed: Waived on October 30, 1990

YEAR	G	GS	MIN	FG	FGA	PCT	3FG	3FGA	PCT	FT	FTA	PCT	OFF	DEF	TOT	AST	PF	DQ	STL	TO	BLK	PTS	RPG	APG	PPG
1989-90	28	2	543	74	180	.411	0	6	.000	50	69	.725	23	45	68	100	70	0	20	58	9	198	2.4	3.6	7.1

**NATT, CALVIN** F 6'6" 220 1/8/1957 NE LOUISIANA

Acquired: Drafted by New Jersey in the first-round (8th overall pick) in the 1979 NBA Draft

Departed: Traded to Portland for Maurice Lucas, San Diego's 1980 first-round pick and Golden State's 1981 first-round pick on February 8, 1980

YEAR	G	GS	MIN	FG	FGA	PCT	3FG	3FGA	PCT	FT	FTA	PCT	OFF	DEF	TOT	AST	PF	DQ	STL	TO	BLK	PTS	RPG	APG	PPG
1979-80	53	52	2046	421	879	.479	1	5	.200	199	280	.711	173	340	513	112	148	1	78	133	22	1042	9.7	2.1	19.7

**NACHBAR, BOSTJAN** F 6'9" 221 7/3/1980 SLOVENIA

Acquired: From New Orleans in exchange for Marc Jackson and Linton Johnson III on February 23, 2006

Departed: Became a free agent following the 2007-08 season

YEAR	G	GS	MIN	FG	FGA	PCT	3FG	3FGA	PCT	FT	FTA	PCT	OFF	DEF	TOT	AST	PF	DQ	STL	TO	BLK	PTS	RPG	APG	PPG
2005-06	11	0	97	12	32	.375	2	14	.143	5	8	.625	4	7	11	5	13	0	3	4	0	31	1.0	0.5	2.8
2006-07	76	1	1532	226	495	.457	112	265	.423	132	164	.805	27	226	253	61	183	2	30	69	26	696	3.3	0.8	9.2
2007-08	75	1	1660	245	609	.402	94	262	.359	154	196	.786	56	204	260	88	182	1	44	85	21	738	3.5	1.2	9.8
<b>TOTALS</b>	<b>162</b>	<b>2</b>	<b>3289</b>	<b>483</b>	<b>1136</b>	<b>.425</b>	<b>208</b>	<b>541</b>	<b>.384</b>	<b>291</b>	<b>368</b>	<b>.791</b>	<b>87</b>	<b>437</b>	<b>524</b>	<b>154</b>	<b>378</b>	<b>3</b>	<b>77</b>	<b>158</b>	<b>47</b>	<b>1465</b>	<b>3.2</b>	<b>1.0</b>	<b>9.0</b>
PLAYOFFS	G	GS	MIN	FG	FGA	PCT	3FG	3FGA	PCT	FT	FTA	PCT	OFF	DEF	TOT	AST	PF	DQ	STL	TO	BLK	PTS	RPG	APG	PPG
2006	1	0	1	0	0	---	0	0	---	0	0	---	0	0	0	0	0	0	0	0	0	0	0.0	0.0	0.0
2007	12	0	281	40	95	.421	18	48	.375	21	22	.955	5	30	35	18	30	0	7	18	1	119	2.9	1.5	9.9
<b>TOTALS</b>	<b>13</b>	<b>0</b>	<b>282</b>	<b>40</b>	<b>95</b>	<b>.421</b>	<b>18</b>	<b>48</b>	<b>.375</b>	<b>21</b>	<b>22</b>	<b>.955</b>	<b>5</b>	<b>30</b>	<b>35</b>	<b>18</b>	<b>30</b>	<b>0</b>	<b>7</b>	<b>18</b>	<b>1</b>	<b>119</b>	<b>2.7</b>	<b>1.4</b>	<b>9.2</b>

**NAJERA, EDUARDO** F 6'8" 235 7/11/1976 OKLAHOMA

Acquired: Signed as a free agent on July 16, 2008

Departed: Traded to Dallas in exchange for Kris Humphries and Shawne Williams on January 11, 2010

YEAR	G	GS	MIN	FG	FGA	PCT	3FG	3FGA	PCT	FT	FTA	PCT	OFF	DEF	TOT	AST	PF	DQ	STL	TO	BLK	PTS	RPG	APG	PPG
2008-09	27	0	319	33	74	.446	5	25	.200	8	22	.364	17	50	67	19	50	0	10	18	4	79	2.5	0.7	2.9
2009-10	13	2	204	20	53	.377	3	17	.176	6	12	.500	12	26	38	15	33	0	9	12	2	49	2.9	1.2	3.8
<b>TOTALS</b>	<b>40</b>	<b>2</b>	<b>523</b>	<b>53</b>	<b>127</b>	<b>.417</b>	<b>8</b>	<b>42</b>	<b>.190</b>	<b>14</b>	<b>34</b>	<b>.412</b>	<b>29</b>	<b>76</b>	<b>105</b>	<b>34</b>	<b>83</b>	<b>0</b>	<b>19</b>	<b>30</b>	<b>6</b>	<b>128</b>	<b>2.6</b>	<b>0.9</b>	<b>3.2</b>

**NELSON, LOUIE** G 6'3" 190 5/28/1951 WASHINGTON

Acquired: Signed as a free agent on December 8, 1977

Departed: Retired following the 1977-78 season

YEAR	G	GS	MIN	FG	FGA	PCT	3FG	3FGA	PCT	FT	FTA	PCT	OFF	DEF	TOT	AST	PF	DQ	STL	TO	BLK	PTS	RPG	APG	PPG
1977-78	25	0	353	82	197	.416	0	0	---	48	73	.658	12	37	49	29	28	0	20	40	6	212	2.0	1.2	8.5

**NEWLIN, MIKE** G 6'4" 200 1/2/1949 UTAH

Acquired: From Houston for a second-round draft pick and cash on October 12, 1979

Departed: Traded to New York for Mike Woodson on June 10, 1981

YEAR	G	GS	MIN	FG	FGA	PCT	3FG	3FGA	PCT	FT	FTA	PCT	OFF	DEF	TOT	AST	PF	DQ	STL	TO	BLK	PTS	RPG	APG	PPG
1979-80	78	67	2510	611	1329	.460	45	152	.296	367	415	.884	101	163	264	314	195	1	115	231	4	1634	3.4	4.0	20.9
1980-81	79	79	2911	632	1272	.497	10	30	.333	414	466	.888	78	141	219	299	237	2	87	248	9	1688	2.8	3.8	21.4
<b>TOTALS</b>	<b>157</b>	<b>146</b>	<b>5421</b>	<b>1243</b>	<b>2601</b>	<b>.478</b>	<b>55</b>	<b>182</b>	<b>.302</b>	<b>781</b>	<b>881</b>	<b>.886</b>	<b>179</b>	<b>304</b>	<b>483</b>	<b>613</b>	<b>432</b>	<b>3</b>	<b>202</b>	<b>479</b>	<b>13</b>	<b>3322</b>	<b>3.1</b>	<b>3.9</b>	<b>21.2</b>



# 2015-16 BROOKLYN NETS MEDIA GUIDE

**NEWMAN, JOHNNY** F 6'7" 195 11/28/1963 RICHMOND

Acquired: From Charlotte for Rumeal Robinson on December 10, 1993

Departed: Became a free agent following the 1993-94 season

Acquired: From Los Angeles Clippers for Eric Murdock on September 23, 1999

Departed: Traded to Phoenix along with Stephon Marbury and Soumaila Samake for Jason Kidd and Chris Dudley on July 18, 2001

YEAR	G	GS	MIN	FG	FGA	PCT	3FG	3FGA	PCT	FT	FTA	PCT	OFF	DEF	TOT	AST	PF	DQ	STL	TO	BLK	PTS	RPG	APG	PPG
1993-94	63	0	1268	222	490	.453	20	74	.270	134	166	.807	65	57	122	43	152	2	51	62	22	598	1.9	0.7	9.5
1999-00	82	9	1763	278	623	.446	72	190	.379	192	229	.838	39	115	154	65	207	0	53	89	11	820	1.9	0.8	10.0
2000-01	82	17	2049	291	695	.419	59	176	.335	254	297	.855	34	142	176	115	229	3	63	106	10	895	2.1	1.4	10.9
<b>TOTALS</b>	<b>227</b>	<b>26</b>	<b>5080</b>	<b>791</b>	<b>1808</b>	<b>.438</b>	<b>151</b>	<b>440</b>	<b>.343</b>	<b>580</b>	<b>692</b>	<b>.838</b>	<b>138</b>	<b>314</b>	<b>452</b>	<b>223</b>	<b>588</b>	<b>5</b>	<b>167</b>	<b>257</b>	<b>43</b>	<b>2313</b>	<b>2.0</b>	<b>1.0</b>	<b>10.2</b>

PLAYOFFS	G	GS	MIN	FG	FGA	PCT	3FG	3FGA	PCT	FT	FTA	PCT	OFF	DEF	TOT	AST	PF	DQ	STL	TO	BLK	PTS	RPG	APG	PPG
1994	4	0	54	3	13	.231	1	4	.250	5	7	.714	2	3	5	2	11	0	2	3	2	12	1.3	0.5	3.0

**O'BANNON, ED** F 6'8" 225 8/14/1972 UCLA

Acquired: Drafted by New Jersey in the first-round (9th overall pick) in the 1995 NBA Draft

Departed: Traded to Dallas along with Shawn Bradley, Robert Pack and Khalid Reeves for Jim Jackson, Eric Montross, Chris Gatling, Sam Cassell and George McCloud on February 17, 1997

YEAR	G	GS	MIN	FG	FGA	PCT	3FG	3FGA	PCT	FT	FTA	PCT	OFF	DEF	TOT	AST	PF	DQ	STL	TO	BLK	PTS	RPG	APG	PPG
1995-96	64	29	1253	156	400	.390	10	56	.179	77	108	.713	65	103	168	63	95	0	44	62	11	399	2.6	1.0	6.2
1996-97	45	5	634	76	207	.367	17	60	.283	20	23	.870	41	71	112	28	78	0	24	14	10	189	2.5	0.6	4.2
<b>TOTALS</b>	<b>109</b>	<b>34</b>	<b>1887</b>	<b>232</b>	<b>607</b>	<b>.382</b>	<b>27</b>	<b>116</b>	<b>.233</b>	<b>97</b>	<b>131</b>	<b>.740</b>	<b>106</b>	<b>174</b>	<b>280</b>	<b>91</b>	<b>173</b>	<b>0</b>	<b>68</b>	<b>76</b>	<b>21</b>	<b>588</b>	<b>2.6</b>	<b>0.8</b>	<b>5.4</b>

**O'KOREN, MIKE** F 6'7" 205 7/2/1958 NORTH CAROLINA

Acquired: Drafted by New Jersey in the first-round (6th overall pick) in the 1980 NBA Draft

Departed: Traded to Washington for Leon Wood on October 30, 1986

Acquired: From Boston for cash on November 2, 1987

Departed: Retired following the 1987-88 season

YEAR	G	GS	MIN	FG	FGA	PCT	3FG	3FGA	PCT	FT	FTA	PCT	OFF	DEF	TOT	AST	PF	DQ	STL	TO	BLK	PTS	RPG	APG	PPG
1980-81	79	48	2473	365	751	.486	5	18	.278	135	212	.637	179	299	478	252	243	8	86	146	27	870	6.1	3.2	11.0
1981-82	80	32	2018	383	778	.492	8	23	.348	135	189	.714	111	194	305	192	175	0	83	147	13	909	3.8	2.4	11.4
1982-83	46	14	803	136	259	.525	2	9	.222	34	48	.708	42	72	114	82	67	0	42	62	11	308	2.5	1.8	6.7
1983-84	73	25	1191	186	385	.483	5	28	.179	53	87	.609	71	104	175	95	148	3	34	75	11	430	2.4	1.3	5.9
1984-85	43	29	1119	194	393	.494	8	21	.381	42	67	.627	46	120	166	102	115	1	32	51	16	438	3.9	2.4	10.2
1985-86	67	11	1031	160	336	.476	7	27	.259	23	39	.590	33	102	135	118	134	3	29	54	9	350	2.0	1.8	5.2
1987-88	4	0	52	9	16	.563	0	1	.000	0	4	.000	1	3	4	2	2	0	3	0	2	18	1.0	0.5	4.5
<b>TOTALS</b>	<b>392</b>	<b>159</b>	<b>8687</b>	<b>1433</b>	<b>2918</b>	<b>.491</b>	<b>35</b>	<b>127</b>	<b>.276</b>	<b>422</b>	<b>646</b>	<b>.653</b>	<b>483</b>	<b>894</b>	<b>1377</b>	<b>843</b>	<b>884</b>	<b>15</b>	<b>309</b>	<b>535</b>	<b>89</b>	<b>3323</b>	<b>3.5</b>	<b>2.2</b>	<b>8.5</b>

PLAYOFFS	G	GS	MIN	FG	FGA	PCT	3FG	3FGA	PCT	FT	FTA	PCT	OFF	DEF	TOT	AST	PF	DQ	STL	TO	BLK	PTS	RPG	APG	PPG
1982	2	0	44	3	11	.273	0	1	.000	1	2	.500	0	8	8	3	8	1	1	2	0	7	4.0	1.5	3.5
1983	2	0	18	2	8	.250	0	0	---	0	0	---	1	5	6	3	3	0	0	2	0	4	3.0	1.5	2.0
1984	11	11	216	25	59	.424	0	1	.000	5	6	.833	18	17	35	21	37	1	3	12	4	55	3.2	1.9	5.0
1985	3	0	34	3	7	.429	0	0	---	0	2	.000	1	9	10	4	6	0	0	1	0	6	3.3	1.3	2.0
1986	2	0	21	1	6	.167	0	1	.000	0	0	---	1	1	2	2	5	0	2	3	1	2	1.0	1.0	1.0
TOTALS	20	11	333	34	91	.374	0	3	.000	6	10	.600	21	40	61	33	59	2	6	20	5	74	3.1	1.7	3.7

**OKUR, MEHMET** C 6'11" 260 5/26/1979 TURKEY

Acquired: From Utah in exchange for a 2015 second round pick on December 22, 2011

Departed: Traded to Portland along with Sean Williams and a 2012 first round draft pick in exchange for Gerald Wallace on March 15, 2012

YEAR	G	GS	MIN	FG	FGA	PCT	3FG	3FGA	PCT	FT	FTA	PCT	OFF	DEF	TOT	AST	PF	DQ	STL	TO	BLK	PTS	RPG	APG	PPG
2011-12	17	14	454	52	139	.374	23	72	.319	3	5	.600	22	59	81	30	45	0	9	25	5	130	4.8	1.8	7.6

**OLLIE, KEVIN** G 6'4" 195 12/27/1972 CONNECTICUT

Acquired: Signed on October 3, 2000

Departed: Waived on December 15, 2000

YEAR	G	GS	MIN	FG	FGA	PCT	3FG	3FGA	PCT	FT	FTA	PCT	OFF	DEF	TOT	AST	PF	DQ	STL	TO	BLK	PTS	RPG	APG	PPG
2000-01	19	0	161	5	27	.185	0	0	---	12	19	.632	3	20	23	25	14	0	5	9	0	22	1.2	1.3	1.2

**O'SULLIVAN, DAN** C 6'10" 250 3/2/1968 FORDHAM

Acquired: Signed as a free agent on July 30, 1992

Departed: Waived on January 7, 1993

YEAR	G	GS	MIN	FG	FGA	PCT	3FG	3FGA	PCT	FT	FTA	PCT	OFF	DEF	TOT	AST	PF	DQ	STL	TO	BLK	PTS	RPG	APG	PPG
1992-93	3	0	10	2	3	.667	0	0	---	0	0	-	2	2	4	0	1	0	0	0	0	4	1.3	0.0	1.3

**OVERTON, DOUG** G 6'3" 190 3/8/1969 LA SALLE

Acquired: Signed as a free agent on March 3, 1999

Departed: Waived on March 10, 1999

Acquired: Signed as a free agent on March 22, 2001

Departed: Became a free agent following the 2000-01 season

Acquired: Signed as a free agent September 30, 2003.

Departed: Waived on November 13, 2003

YEAR	G	GS	MIN	FG	FGA	PCT	3FG	3FGA	PCT	FT	FTA	PCT	OFF	DEF	TOT	AST	PF	DQ	STL	TO	BLK	PTS	RPG	APG	PPG
1998-99	8	1	174	25	57	.439	2	4	.500	12	14	.857	6	11	17	16	14	0	3	15	1	64	2.1	2.0	8.0
2000-01	12	9	316	35	93	.376	10	32	.313	3	5	.600	1	23	24	53	20	0	3	15	0	83	2.0	4.4	6.9
2003-04	6	0	22	3	8	.375	0	0	---	2	2	1.000	0	1	1	4	4	0	1	2	0	8	0.2	0.7	1.3
<b>TOTALS</b>	<b>26</b>	<b>10</b>	<b>512</b>	<b>63</b>	<b>158</b>	<b>.399</b>	<b>12</b>	<b>36</b>	<b>.333</b>	<b>17</b>	<b>21</b>	<b>.810</b>	<b>7</b>	<b>35</b>	<b>42</b>	<b>73</b>	<b>38</b>	<b>0</b>	<b>7</b>	<b>32</b>	<b>1</b>	<b>155</b>	<b>1.6</b>	<b>2.8</b>	<b>6.0</b>

**OUTLAW, TRAVIS** F 6'9" 207 9/18/1984 STARKVILLE H.S. (MS)

Acquired: Signed as a free agent on July 8, 2010

Departed: Waived on December 15, 2011

YEAR	G	GS	MIN	FG	FGA	PCT	3FG	3FGA	PCT	FT	FTA	PCT	OFF	DEF	TOT	AST	PF	DQ	STL	TO	BLK	PTS	RPG	APG	PPG
2010-11	82	55	2358	274	731	.375	76	252	.302	132	171	.772	54	271	325	84	148	0	34	71	36	756	4.0	1.0	9.2





# 2015-16 BROOKLYN NETS MEDIA GUIDE

**OWENS, LARRY** F 6'7" 210 1/8/1983 ORAL ROBERTS  
 Acquired: Signed as a free agent on January 18, 2012  
 Departed: Waived on February 1, 2012

YEAR	G	GS	MIN	FG	FGA	PCT	3FG	3FGA	PCT	FT	FTA	PCT	OFF	DEF	TOT	AST	PF	DQ	STL	TO	BLK	PTS	RPG	APG	PPG
2011-12	7	0	75	4	11	.364	2	5	.400	3	4	.750	2	11	13	4	10	0	0	2	1	13	1.9	0.6	1.9

**PACK, ROBERT** G 6'2" 180 2/3/1969 USC  
 Acquired: Signed as a free agent on July 31, 1996  
 Departed: Traded to Dallas along with Shawn Bradley, Ed O'Bannon and Khalid Reeves for Jim Jackson, Eric Montross,

YEAR	G	GS	MIN	FG	FGA	PCT	3FG	3FGA	PCT	FT	FTA	PCT	OFF	DEF	TOT	AST	PF	DQ	STL	TO	BLK	PTS	RPG	APG	PPG
1996-97	34	31	1185	193	474	.407	22	74	.297	134	170	.788	15	71	86	325	83	0	59	150	3	542	2.5	9.6	15.9
2003-04	26	0	220	22	52	.423	0	0	---	5	6	.833	4	14	18	27	20	0	12	16	1	49	0.7	1.0	1.9
<b>TOTALS</b>	<b>60</b>	<b>31</b>	<b>1405</b>	<b>215</b>	<b>526</b>	<b>.409</b>	<b>22</b>	<b>74</b>	<b>.297</b>	<b>139</b>	<b>176</b>	<b>.790</b>	<b>19</b>	<b>85</b>	<b>104</b>	<b>352</b>	<b>103</b>	<b>0</b>	<b>71</b>	<b>166</b>	<b>4</b>	<b>591</b>	<b>1.7</b>	<b>5.9</b>	<b>9.9</b>

**PADGETT, SCOTT** F 6'9" 240 4/19/1969 KENTUCKY  
 Acquired: Signed as a free agent on September 8, 2005  
 Departed: Waived on June 30, 2006

YEAR	G	GS	MIN	FG	FGA	PCT	3FG	3FGA	PCT	FT	FTA	PCT	OFF	DEF	TOT	AST	PF	DQ	STL	TO	BLK	PTS	RPG	APG	PPG
2005-06	62	1	718	71	201	.353	42	121	.347	27	34	.794	56	109	165	41	90	0	28	21	12	211	2.7	0.7	3.4
<b>PLAYOFFS</b>	<b>G</b>	<b>GS</b>	<b>MIN</b>	<b>FG</b>	<b>FGA</b>	<b>PCT</b>	<b>3PM</b>	<b>3PA</b>	<b>PCT</b>	<b>FT</b>	<b>FTA</b>	<b>PCT</b>	<b>OFF</b>	<b>DEF</b>	<b>TOT</b>	<b>AST</b>	<b>PF</b>	<b>DQ</b>	<b>STL</b>	<b>TO</b>	<b>BLK</b>	<b>PTS</b>	<b>RPG</b>	<b>APG</b>	<b>PPG</b>
2006	3	0	9	1	2	.500	0	1	.000	1	2	.500	2	1	3	0	3	0	1	0	0	3	1.0	0.0	1.0

**PERRY, TIM** F 6'9" 220 6/4/1965 TEMPLE  
 Acquired: From Philadelphia along with Shawn Bradley and Greg Graham for Derrick Coleman, Rex Walters and Sean Higgins on November 30, 1995  
 Departed: Retired following the 1995-96 season

YEAR	G	GS	MIN	FG	FGA	PCT	3FG	3FGA	PCT	FT	FTA	PCT	OFF	DEF	TOT	AST	PF	DQ	STL	TO	BLK	PTS	RPG	APG	PPG
1995-96	22	1	167	23	47	.489	3	7	.429	3	6	.500	15	20	35	6	11	0	2	7	10	52	1.6	0.3	2.4

**PERRY, ELLIOT** G 6'0" 152 3/28/1969 MEMPHIS  
 Acquired: From Minnesota on March 11, 1999 in a three-team deal in which New Jersey also received Stephon Marbury, Bill Curley and Chris Carr; Minnesota received Brian Evans, a 1999 first-round pick and an undisclosed draft pick from New Jersey; Milwaukee sent Terrell Brandon to Minnesota, Minnesota sent Paul Grant to Milwaukee and New Jersey sent Sam Cassell and Chris Gatling to Milwaukee  
 Departed: Traded on October 30, 2000

YEAR	G	GS	MIN	FG	FGA	PCT	3FG	3FGA	PCT	FT	FTA	PCT	OFF	DEF	TOT	AST	PF	DQ	STL	TO	BLK	PTS	RPG	APG	PPG
1998-99	30	0	243	30	86	.349	9	23	.391	9	12	.750	6	20	26	35	22	0	16	32	0	78	0.9	1.2	2.6
1999-00	60	5	803	128	294	.435	11	39	.282	50	62	.806	13	48	61	139	47	0	39	60	1	317	1.0	2.3	5.3
<b>TOTALS</b>	<b>90</b>	<b>5</b>	<b>1046</b>	<b>158</b>	<b>380</b>	<b>.416</b>	<b>20</b>	<b>62</b>	<b>.323</b>	<b>59</b>	<b>74</b>	<b>.797</b>	<b>19</b>	<b>68</b>	<b>87</b>	<b>174</b>	<b>69</b>	<b>0</b>	<b>55</b>	<b>92</b>	<b>1</b>	<b>395</b>	<b>1.0</b>	<b>1.9</b>	<b>4.4</b>

**PETRO, JOHAN** C 7'0" 247 1/27/1986 FRANCE  
 Acquired: Signed as a free agent on July 13, 2010  
 Departed: Traded to Atlanta along with Anthony Morrow, Jordan Farmar, DeShawn Stevenson, Jordan Williams, Houston's 2013 first round pick and the Nets' second round draft pick in 2017 in exchange for Joe Johnson on July 11, 2012

YEAR	G	GS	MIN	FG	FGA	PCT	3FG	3FGA	PCT	FT	FTA	PCT	OFF	DEF	TOT	AST	PF	DQ	STL	TO	BLK	PTS	RPG	APG	PPG
2010-11	77	1	893	129	290	.445	0	4	.000	15	28	.536	62	150	212	44	178	0	34	46	34	273	2.8	0.6	3.5
2011-12	59	10	920	109	260	.419	1	1	1.000	31	37	.838	68	156	224	45	122	0	21	38	23	250	3.8	0.8	4.2
<b>TOTALS</b>	<b>136</b>	<b>11</b>	<b>1813</b>	<b>238</b>	<b>550</b>	<b>.433</b>	<b>1</b>	<b>5</b>	<b>.200</b>	<b>46</b>	<b>65</b>	<b>.708</b>	<b>130</b>	<b>306</b>	<b>436</b>	<b>89</b>	<b>300</b>	<b>0</b>	<b>55</b>	<b>84</b>	<b>57</b>	<b>523</b>	<b>3.2</b>	<b>0.7</b>	<b>3.8</b>

**PETROVIC, DRAZEN** G 6'5" 200 10/22/1964 ZAGREB (YUGOSLAVIA)  
 Acquired: From Portland in a three-team deal in which Denver sent Walter Davis to Portland and Terry Mills to New Jersey, and New Jersey sent Greg Anderson to Denver, Denver also received a first-round pick and Portland received a second-round pick from Denver on January 23, 1991  
 Departed: Died on June 7, 1993

YEAR	G	GS	MIN	FG	FGA	PCT	3FG	3FGA	PCT	FT	FTA	PCT	OFF	DEF	TOT	AST	PF	DQ	STL	TO	BLK	PTS	RPG	APG	PPG
1990-91	43	0	882	211	422	.500	22	59	.373	99	115	.861	41	51	92	66	111	0	37	69	1	543	2.1	1.5	12.6
1991-92	82	82	3027	668	1315	.508	123	277	.444	232	287	.808	97	161	258	252	248	3	105	215	11	1691	3.1	3.1	20.6
1992-93	70	67	2660	587	1134	.518	75	167	.449	315	362	.870	42	148	190	247	237	5	94	204	13	1564	2.7	3.5	22.3
<b>TOTALS</b>	<b>195</b>	<b>149</b>	<b>6569</b>	<b>1466</b>	<b>2871</b>	<b>.511</b>	<b>220</b>	<b>503</b>	<b>.437</b>	<b>646</b>	<b>764</b>	<b>.846</b>	<b>180</b>	<b>360</b>	<b>540</b>	<b>565</b>	<b>596</b>	<b>8</b>	<b>236</b>	<b>488</b>	<b>25</b>	<b>3798</b>	<b>2.8</b>	<b>2.9</b>	<b>19.5</b>
<b>PLAYOFFS</b>	<b>G</b>	<b>GS</b>	<b>MIN</b>	<b>FG</b>	<b>FGA</b>	<b>PCT</b>	<b>3FG</b>	<b>3FGA</b>	<b>PCT</b>	<b>FT</b>	<b>FTA</b>	<b>PCT</b>	<b>OFF</b>	<b>DEF</b>	<b>TOT</b>	<b>AST</b>	<b>PF</b>	<b>DQ</b>	<b>STL</b>	<b>TO</b>	<b>BLK</b>	<b>PTS</b>	<b>RPG</b>	<b>APG</b>	<b>PPG</b>
1992	4	4	163	41	76	.539	4	12	.333	11	13	.846	4	6	10	13	13	0	4	8	1	97	2.5	3.3	24.3
1993	5	5	193	30	66	.455	2	6	.333	16	20	.800	2	7	9	9	18	0	2	22	0	78	1.8	1.8	15.6
<b>TOTALS</b>	<b>9</b>	<b>9</b>	<b>356</b>	<b>71</b>	<b>142</b>	<b>.500</b>	<b>6</b>	<b>18</b>	<b>.333</b>	<b>27</b>	<b>33</b>	<b>.818</b>	<b>6</b>	<b>13</b>	<b>19</b>	<b>22</b>	<b>31</b>	<b>0</b>	<b>6</b>	<b>30</b>	<b>1</b>	<b>175</b>	<b>2.1</b>	<b>2.4</b>	<b>19.4</b>

**PHEGLEY, ROGER** F 6'7" 205 10/16/1956 BRADLEY  
 Acquired: From Washington for John Williamson and a second-round pick on February 4, 1980  
 Departed: Traded to Cleveland for Clarence? Fooks? Walker on September 24, 1980

YEAR	G	GS	MIN	FG	FGA	PCT	3FG	3FGA	PCT	FT	FTA	PCT	OFF	DEF	TOT	AST	PF	DQ	STL	TO	BLK	PTS	RPG	APG	PPG
1979-80	28	1	541	126	260	.485	2	4	.500	73	83	.880	26	44	70	32	52	0	15	49	4	327	2.5	1.1	11.7

**PHILLIPS, EDDIE** F 6'7" 225 9/29/1961 ALABAMA  
 Acquired: Drafted by New Jersey in the first-round (21st overall pick) in the 1982 NBA Draft  
 Departed: Traded to Philadelphia along with Horace Owens, Dallas's 1987 second-round pick and cash for Reggie Johnson on October 25, 1983

YEAR	G	GS	MIN	FG	FGA	PCT	3FG	3FGA	PCT	FT	FTA	PCT	OFF	DEF	TOT	AST	PF	DQ	STL	TO	BLK	PTS	RPG	APG	PPG
1982-83	48	0	416	56	138	.406	0	2	.000	40	59	.678	27	50	77	29	58	0	14	50	8	152	1.6	0.6	3.2
<b>PLAYOFFS</b>	<b>G</b>	<b>GS</b>	<b>MIN</b>	<b>FG</b>	<b>FGA</b>	<b>PCT</b>	<b>3FG</b>	<b>3FGA</b>	<b>PCT</b>	<b>FT</b>	<b>FTA</b>	<b>PCT</b>	<b>OFF</b>	<b>DEF</b>	<b>TOT</b>	<b>AST</b>	<b>PF</b>	<b>DQ</b>	<b>STL</b>	<b>TO</b>	<b>BLK</b>	<b>PTS</b>	<b>RPG</b>	<b>APG</b>	<b>PPG</b>
1983	2	0	12	3	6	.500	0	2	.000	1	4	.250	3	2	5	3	2	0	0	1	0	7	2.5	1.5	3.5



# 2015-16 BROOKLYN NETS MEDIA GUIDE

**PIERCE, PAUL** F 6'6" 230 10/13/1977 KANSAS

Acquired: From the Boston Celtics along with Kevin Garnett, Jason Terry and D.J. White in exchange for Keith Bogans, MarShon Brooks, Kris Humphries, Kris Joseph, Gerald Wallace, a 2014 first round draft pick, a 2016 first round draft pick, a 2018 first round draft pick and the right swap first round draft picks in 2017 on July 12, 2013

Departed: Became a free agent following the 2013-14 season

YEAR	G	GS	MIN	FG	FGA	PCT	3FG	3FGA	PCT	FT	FTA	PCT	OFF	DEF	TOT	AST	PF	DQ	STL	TO	BLK	PTS	RPG	APG	PPG
2013-14	75	68	2098	321	712	.451	112	300	.373	256	310	.826	26	322	348	178	190	0	86	153	31	1010	4.6	2.4	13.5

PLAYOFFS	G	GS	MIN	FG	FGA	PCT	3FG	3FGA	PCT	FT	FTA	PCT	OFF	DEF	TOT	AST	PF	DQ	STL	TO	BLK	PTS	RPG	APG	PPG
2014	12	12	368	60	129	.465	19	54	.358	25	32	.781	4	50	54	24	44	0	14	20	4	164	4.5	2.0	13.7

**PLANINIC, ZORAN** G 6'7" 200 9/12/1982 CROATIA

Acquired: Drafted by New Jersey in the first round (22nd overall) in the 2003 NBA Draft

Departed: Waived on August 11, 2006

YEAR	G	GS	MIN	FG	FGA	PCT	3FG	3FGA	PCT	FT	FTA	PCT	OFF	DEF	TOT	AST	PF	DQ	STL	TO	BLK	PTS	RPG	APG	PPG
2003-04	49	1	474	53	129	.411	9	32	.281	38	60	.633	14	41	55	68	70	1	13	36	3	153	1.1	1.4	3.1
2004-05	43	8	515	78	174	.448	15	40	.375	46	66	.697	19	50	69	44	76	2	25	41	0	217	1.6	1.0	5.0
2005-06	56	1	596	66	183	.361	13	56	.232	46	66	.697	14	60	74	53	91	1	20	43	4	191	1.3	0.9	3.4
TOTALS	148	10	1585	197	486	.405	37	128	.289	130	192	.677	47	151	198	165	237	4	58	120	7	561	1.3	1.1	3.8

PLAYOFFS	G	GS	MIN	FG	FGA	PCT	3FG	3FGA	PCT	FT	FTA	PCT	OFF	DEF	TOT	AST	PF	DQ	STL	TO	BLK	PTS	RPG	APG	PPG
2004	6	0	15	0	2	.000	0	1	.000	1	2	.500	0	1	1	2	2	0	0	2	0	1	0.2	0.3	0.2
2005	3	0	3	0	0	?	0	0	?	0	0	?	0	0	0	0	0	0	0	0	0	0.0	0.0	0.0	
2006	3	0	6	0	1	.000	0	0	---	0	2	.000	0	1	1	2	1	0	1	1	0	0	0.3	0.7	0.0
TOTALS	12	0	24	0	3	.000	0	1	.000	1	4	.250	0	2	2	4	3	0	1	3	0	1	0.2	0.3	0.1

**PLUMLEE, MASON** F/C 6'10" 235 3/5/1990 DUKE

Acquired: Selected in the First Round (22nd overall) of the 2013 NBA Draft

Departed: Traded to Portland with the draft rights to Pat Connaughton in exchange for Steve Blake and the draft rights to Rondae Hollis Jefferson

YEAR	G	GS	MIN	FG	FGA	PCT	3FG	3FGA	PCT	FT	FTA	PCT	OFF	DEF	TOT	AST	PF	DQ	STL	TO	BLK	PTS	RPG	APG	PPG
2013-14	70	22	1274	199	302	.659	0	3	.000	122	195	.626	99	209	308	60	171	3	49	77	55	520	4.4	0.9	7.4
2014-15	82	45	1743	280	489	.573	0	3	.000	157	317	.495	175	337	512	74	207	0	65	106	63	717	6.2	0.9	8.7
TOTALS	152	67	3018	479	791	.606	0	6	.000	279	512	.545	274	546	820	134	378	3	114	183	118	1237	5.4	0.9	8.1

PLAYOFFS	G	GS	MIN	FG	FGA	PCT	3FG	3FGA	PCT	FT	FTA	PCT	OFF	DEF	TOT	AST	PF	DQ	STL	TO	BLK	PTS	RPG	APG	PPG
2014	10	0	114	7	16	.438	0	0	---	8	18	.444	5	18	23	2	24	0	3	9	7	22	2.3	0.2	2.2
2015	6	0	49	4	6	.667	0	0	---	4	11	.364	2	6	8	2	10	0	4	3	2	12	1.3	0.3	2.0
TOTALS	16	0	163	11	22	.500	0	0	---	12	29	.414	7	24	31	4	34	0	7	12	9	34	1.9	0.3	2.1

**PORTER, HOWARD** F 6'8" 220 8/31/1948 VILLANOVA

Acquired: From Detroit along with Kevin Porter and cash for Al Skinner and two second-round draft picks on November 7, 1977

Departed: Retired following the 1977-79 season

YEAR	G	GS	MIN	FG	FGA	PCT	3FG	3FGA	PCT	FT	FTA	PCT	OFF	DEF	TOT	AST	PF	DQ	STL	TO	BLK	PTS	RPG	APG	PPG
1977-78	55	7	1216	293	592	.495	0	0	---	120	148	.811	95	167	262	40	119	0	26	50	33	706	4.8	0.7	12.8

**PORTER, KEVIN** G 6'0" 175 4/17/1950 ST. FRANCIS

Acquired: From Detroit along with Howard Porter and cash for Al Skinner and two second-round draft picks on November 7, 1977

Departed: Traded to Detroit for Eric Money on September 8, 1978

YEAR	G	GS	MIN	FG	FGA	PCT	3FG	3FGA	PCT	FT	FTA	PCT	OFF	DEF	TOT	AST	PF	DQ	STL	TO	BLK	PTS	RPG	APG	PPG
1977-78	74	72	2686	481	1024	.470	0	0	---	235	307	.765	48	15	63	801	265	6	118	348	15	1197	0.9	10.8	16.2

**QUINN, CHRIS** G 6'2" 175 9/27/1983 NOTRE DAME

Acquired: From Miami along with the Heats 2012 second round draft pick and cash considerations in exchange for a conditional second round draft pick

Departed: Became a free agent following the 2009-10 season

YEAR	G	GS	MIN	FG	FGA	PCT	3FG	3FGA	PCT	FT	FTA	PCT	OFF	DEF	TOT	AST	PF	DQ	STL	TO	BLK	PTS	RPG	APG	PPG
2009-10	25	0	223	20	56	.357	10	32	.313	6	6	1.000	1	15	16	29	15	0	9	10	1	56	0.6	1.2	2.2

**RANSEY, KELVIN** G 6'2" 170 5/3/1958 OHIO STATE

Acquired: From Dallas for Clarence Fouts Walker and two draft picks on August 12, 1983

Departed: Retired following the 1985-86 season

YEAR	G	GS	MIN	FG	FGA	PCT	3FG	3FGA	PCT	FT	FTA	PCT	OFF	DEF	TOT	AST	PF	DQ	STL	TO	BLK	PTS	RPG	APG	PPG
1983-84	80	50	1937	304	700	.434	7	32	.219	145	183	.792	28	99	127	483	182	2	91	141	6	760	1.6	9.7	9.5
1984-85	81	29	1689	300	654	.459	2	11	.182	122	142	.859	40	90	130	355	134	0	87	113	7	724	1.6	4.4	8.9
1985-86	79	15	1504	231	505	.457	3	24	.125	121	148	.818	34	82	116	252	128	0	51	114	4	586	1.5	3.2	7.4
TOTALS	240	94	5130	835	1859	.449	12	67	.179	388	473	.820	102	271	373	1090	444	2	229	368	17	2070	1.6	4.5	8.6

PLAYOFFS	G	GS	MIN	FG	FGA	PCT	3FG	3FGA	PCT	FT	FTA	PCT	OFF	DEF	TOT	AST	PF	DQ	STL	TO	BLK	PTS	RPG	APG	PPG
1984	5	0	44	6	14	.429	1	1	1.000	0	0	---	0	1	1	10	6	0	0	5	1	13	0.2	2.0	2.6
1985	3	3	63	6	16	.375	0	0	---	5	5	1.000	0	5	5	17	10	0	2	2	1	17	1.7	5.7	5.7
1986	3	3	68	10	22	.455	1	3	.333	6	8	.750	3	4	7	12	9	0	1	4	0	27	2.3	4.0	9.0
TOTALS	11	6	175	22	52	.423	2	4	.500	11	13	.846	3	10	13	39	25	0	3	11	2	57	1.2	3.5	5.2

**REEVES, KHALID** G 6'3" 200 7/15/1972 ARIZONA

Acquired: From Charlotte along with Kendall Gill for Kenny Anderson and Gerald Glass on January 19, 1996

Departed: Traded to Dallas along with Shawn Bradley, Ed O'Bannon and Robert Pack for Jim Jackson, Eric Montross, Chris Gatling, Sam Cassell and George McCloud on February 17, 1997

YEAR	G	GS	MIN	FG	FGA	PCT	3FG	3FGA	PCT	FT	FTA	PCT	OFF	DEF	TOT	AST	PF	DQ	STL	TO	BLK	PTS	RPG	APG	PPG
1995-96	31	7	415	41	109	.376	17	55	.309	18	31	.581	7	32	39	46	69	2	21	33	2	117	1.3	1.5	3.8
1996-97	50	18	1048	141	359	.393	76	192	.396	56	75	.747	22	66	88	170	119	3	23	82	7	414	1.8	3.4	8.3
TOTALS	81	25	1463	182	468	.389	93	247	.377	74	106	.698	29	98	127	216	188	5	44	115	9	531	1.6	2.7	6.6



# 2015-16 BROOKLYN NETS MEDIA GUIDE

**RICHARDSON, MICHEAL RAY** G 6'5" 190 4/11/1955 MONTANA

Acquired: From Golden State for Mickey Johnson and Eric (Sleepy) Floyd on February 6, 1983

Departed: Suspended from the NBA

YEAR	G	GS	MIN	FG	FGA	PCT	3FG	3FGA	PCT	FT	FTA	PCT	OFF	DEF	TOT	AST	PF	DQ	STL	TO	BLK	PTS	RPG	APG	PPG
1982-83	31	26	1002	170	388	.438	4	20	.200	51	76	.671	68	82	150	187	116	2	81	107	15	395	4.8	6.0	12.7
1983-84	48	25	1285	243	528	.460	14	58	.241	76	108	.704	56	116	172	214	156	4	103	118	20	576	3.6	4.5	12.0
1984-85	82	82	3127	690	1470	.469	29	115	.252	240	313	.767	156	301	457	669	277	3	243	249	22	1649	5.6	8.2	20.1
1985-86	47	39	1604	296	661	.448	4	27	.148	141	179	.788	77	173	250	340	163	2	125	150	11	737	5.3	7.2	15.7
<b>TOTALS</b>	<b>208</b>	<b>172</b>	<b>7018</b>	<b>1399</b>	<b>3047</b>	<b>.459</b>	<b>51</b>	<b>220</b>	<b>.232</b>	<b>508</b>	<b>676</b>	<b>.751</b>	<b>357</b>	<b>672</b>	<b>1029</b>	<b>1410</b>	<b>712</b>	<b>11</b>	<b>552</b>	<b>624</b>	<b>68</b>	<b>3357</b>	<b>4.9</b>	<b>6.8</b>	<b>16.1</b>

PLAYOFFS	G	GS	MIN	FG	FGA	PCT	3FG	3FGA	PCT	FT	FTA	PCT	OFF	DEF	TOT	AST	PF	DQ	STL	TO	BLK	PTS	RPG	APG	PPG
1983	2	2	58	8	21	.381	0	1	.000	3	5	.600	2	6	8	5	3	0	5	4	0	19	4.0	2.5	9.5
1984	11	11	443	69	169	.408	6	22	.273	41	56	.732	20	34	54	79	40	1	34	30	4	185	4.9	7.2	16.8
1985	3	3	125	23	57	.404	0	2	.000	9	14	.643	4	14	18	34	12	0	4	8	0	55	6.0	11.3	18.3
<b>TOTALS</b>	<b>16</b>	<b>16</b>	<b>626</b>	<b>100</b>	<b>247</b>	<b>.405</b>	<b>6</b>	<b>25</b>	<b>.240</b>	<b>53</b>	<b>75</b>	<b>.707</b>	<b>26</b>	<b>54</b>	<b>80</b>	<b>118</b>	<b>55</b>	<b>1</b>	<b>43</b>	<b>42</b>	<b>4</b>	<b>259</b>	<b>5.0</b>	<b>7.4</b>	<b>16.2</b>

**ROBINSON, BENARD** G/F 6'6" 210 12/26/1980 MICHIGAN

Acquired: From Charlotte in exchange for Jeff McInnis and cash considerations on January 3, 2007

Departed: Traded to New Orleans along with Mile Ilic and cash considerations in exchange for David Wesley on October 29, 2007

YEAR	G	GS	MIN	FG	FGA	PCT	3FG	3FGA	PCT	FT	FTA	PCT	OFF	DEF	TOT	AST	PF	DQ	STL	TO	BLK	PTS	RPG	APG	PPG
2006-07	10	0	37	3	8	.375	0	0	---	4	5	.800	1	5	6	2	4	0	4	0	1	10	0.6	0.2	1.0
PLAYOFFS	G	GS	MIN	FG	FGA	PCT	3FG	3FGA	PCT	FT	FTA	PCT	OFF	DEF	TOT	AST	PF	DQ	STL	TO	BLK	PTS	RPG	APG	PPG
2007	1	0	6	0	1	.000	0	0	---	0	0	---	0	1	1	2	2	0	1	1	0	0	1.0	2.0	0.0

**ROBINSON, CLIFF** F 6'9" 220 3/13/1960 USC

Acquired: Drafted by New Jersey in the first-round (11th overall pick) in the 1979 NBA Draft

Departed: Traded to Kansas City for Otis Birdsong and Milwaukee's second-round draft pick on June 9, 1981

YEAR	G	GS	MIN	FG	FGA	PCT	3FG	3FGA	PCT	FT	FTA	PCT	OFF	DEF	TOT	AST	PF	DQ	STL	TO	BLK	PTS	RPG	APG	PPG
1979-80	70	21	1661	391	833	.469	1	4	.250	168	242	.694	174	332	506	98	178	1	61	137	34	951	7.2	1.4	13.6
1980-81	63	42	1822	525	1070	.491	1	1	1.000	178	248	.718	120	361	481	105	216	6	58	182	52	1229	7.6	1.7	19.5
<b>TOTALS</b>	<b>133</b>	<b>63</b>	<b>3483</b>	<b>916</b>	<b>1903</b>	<b>.481</b>	<b>2</b>	<b>5</b>	<b>.400</b>	<b>346</b>	<b>490</b>	<b>.706</b>	<b>294</b>	<b>693</b>	<b>987</b>	<b>203</b>	<b>394</b>	<b>7</b>	<b>119</b>	<b>319</b>	<b>86</b>	<b>2180</b>	<b>7.4</b>	<b>1.5</b>	<b>16.4</b>

**ROBINSON, CLIFFORD** F 6'10" 240 12/16/1966 CONNECTICUT

Acquired: From Golden St. for two second round draft picks on February 14, 2005

Departed: Waived on July 13, 2007

YEAR	G	GS	MIN	FG	FGA	PCT	3FG	3FGA	PCT	FT	FTA	PCT	OFF	DEF	TOT	AST	PF	DQ	STL	TO	BLK	PTS	RPG	APG	PPG
2004-05	29	0	599	61	169	.361	25	66	.379	27	39	.692	23	72	95	30	74	1	18	25	14	174	3.3	1.0	6.0
2005-06	80	13	1863	219	513	.427	60	175	.343	52	79	.658	55	212	267	89	206	0	44	62	40	550	3.3	1.1	6.9
2006-07	50	1	955	81	218	.372	25	66	.379	16	36	.444	31	91	122	51	98	0	12	30	23	203	2.4	1.0	4.1
<b>TOTALS</b>	<b>159</b>	<b>14</b>	<b>3417</b>	<b>361</b>	<b>900</b>	<b>.401</b>	<b>110</b>	<b>307</b>	<b>.328</b>	<b>95</b>	<b>154</b>	<b>.617</b>	<b>109</b>	<b>375</b>	<b>484</b>	<b>170</b>	<b>378</b>	<b>1</b>	<b>74</b>	<b>117</b>	<b>77</b>	<b>927</b>	<b>3.0</b>	<b>1.1</b>	<b>5.8</b>

PLAYOFFS	G	GS	MIN	FG	FGA	PCT	3PM	3PA	PCT	FT	FTA	PCT	OFF	DEF	TOT	AST	PF	DQ	STL	TO	BLK	PTS	RPG	APG	PPG
2005	4	0	71	11	27	.407	4	14	.286	2	2	1.000	2	8	10	5	20	1	3	0	1	28	2.5	1.3	7.0
2006	8	0	198	13	39	.333	6	19	.316	4	5	.800	2	24	26	5	28	1	9	10	3	36	3.3	0.6	4.5
2007	4	0	20	1	6	.167	1	2	.500	0	0	---	0	0	0	0	1	0	1	1	0	3	0.0	0.0	0.8
<b>TOTALS</b>	<b>16</b>	<b>0</b>	<b>289</b>	<b>25</b>	<b>72</b>	<b>.347</b>	<b>11</b>	<b>35</b>	<b>.314</b>	<b>6</b>	<b>7</b>	<b>.857</b>	<b>4</b>	<b>32</b>	<b>36</b>	<b>10</b>	<b>49</b>	<b>2</b>	<b>13</b>	<b>11</b>	<b>4</b>	<b>67</b>	<b>2.3</b>	<b>0.6</b>	<b>4.2</b>

**ROBINSON, RUMEAL** G 6'2" 195 11/13/1966 MICHIGAN

Acquired: From Atlanta for Mookie Blaylock and Roy Hinson on November 3, 1992

Departed: Traded to Charlotte for Johnny Newman on December 10, 1993

YEAR	G	GS	MIN	FG	FGA	PCT	3FG	3FGA	PCT	FT	FTA	PCT	OFF	DEF	TOT	AST	PF	DQ	STL	TO	BLK	PTS	RPG	APG	PPG
1992-93	80	28	1585	270	638	.423	20	56	.357	112	195	.574	49	110	159	323	169	2	96	140	12	672	2.0	4.0	8.4
1993-94	17	0	301	42	119	.353	7	15	.467	10	20	.500	4	20	24	45	33	0	15	25	3	101	1.4	2.6	5.9
<b>TOTALS</b>	<b>97</b>	<b>28</b>	<b>1886</b>	<b>312</b>	<b>757</b>	<b>.412</b>	<b>27</b>	<b>71</b>	<b>.380</b>	<b>122</b>	<b>215</b>	<b>.567</b>	<b>53</b>	<b>130</b>	<b>183</b>	<b>368</b>	<b>202</b>	<b>2</b>	<b>111</b>	<b>165</b>	<b>15</b>	<b>773</b>	<b>1.9</b>	<b>3.8</b>	<b>8.0</b>

PLAYOFFS	G	GS	MIN	FG	FGA	PCT	3FG	3FGA	PCT	FT	FTA	PCT	OFF	DEF	TOT	AST	PF	DQ	STL	TO	BLK	PTS	RPG	APG	PPG
1993	5	5	136	21	49	.429	2	7	.286	5	7	.714	4	8	12	35	18	0	5	20	0	49	2.4	7.0	9.8

**ROGERS, RODNEY** F 6'7" 260 6/20/1971 WAKE FOREST

Acquired: Signed as a free agent on August 14, 2002

Departed: Became a free agent following the 2003-04 season

YEAR	G	GS	MIN	FG	FGA	PCT	3FG	3FGA	PCT	FT	FTA	PCT	OFF	DEF	TOT	AST	PF	DQ	STL	TO	BLK	PTS	RPG	APG	PPG
2002-03	68	0	1303	183	455	.402	44	132	.333	68	90	.756	61	202	263	107	192	2	50	91	31	478	3.9	1.6	7.0
2003-04	69	15	1409	207	505	.410	50	152	.329	75	98	.765	100	207	307	137	183	2	59	98	27	539	4.4	2.0	7.8
<b>TOTALS</b>	<b>137</b>	<b>15</b>	<b>2712</b>	<b>390</b>	<b>960</b>	<b>.406</b>	<b>94</b>	<b>284</b>	<b>.331</b>	<b>143</b>	<b>188</b>	<b>.761</b>	<b>161</b>	<b>409</b>	<b>570</b>	<b>244</b>	<b>375</b>	<b>4</b>	<b>109</b>	<b>189</b>	<b>58</b>	<b>1017</b>	<b>4.2</b>	<b>1.8</b>	<b>7.4</b>

PLAYOFFS	G	GS	MIN	FG	FGA	PCT	3FG	3FGA	PCT	FT	FTA	PCT	OFF	DEF	TOT	AST	PF	DQ	STL	TO	BLK	PTS	RPG	APG	PPG
2003	20	0	350	45	121	.372	17	42	.405	27	38	.711	22	34	56	27	51	0	6	25	3	134	2.8	1.4	6.7
2004	11	0	228	23	72	.319	5	22	.227	16	20	.800	9	46	55	12	31	1	6	17	3	67	5.0	1.1	6.1
<b>TOTALS</b>	<b>31</b>	<b>0</b>	<b>578</b>	<b>68</b>	<b>193</b>	<b>.352</b>	<b>22</b>	<b>64</b>	<b>.344</b>	<b>43</b>	<b>58</b>	<b>.741</b>	<b>31</b>	<b>80</b>	<b>111</b>	<b>39</b>	<b>82</b>	<b>1</b>	<b>12</b>	<b>42</b>	<b>6</b>	<b>201</b>	<b>3.6</b>	<b>1.3</b>	<b>6.5</b>

**ROSS, QUINTON** G/F 6'6" 193 4/30/1981 SOUTHERN METHODIST UNIVERSITY

Acquired: From Washington in exchange for Yi Jianlian and cash considerations on June 29, 2010

Departed: Waived on March 31, 2010

YEAR	G	GS	MIN	FG	FGA	PCT	3FG	3FGA	PCT	FT	FTA	PCT	OFF	DEF	TOT	AST	PF	DQ	STL	TO	BLK	PTS	RPG	APG	PPG
2010-11	36	4	353	26	59	.441	0	3	.000	5	14	.357	10	20	30	10	40	0	3	7	6	57	0.8	0.3	1.6



# 2015-16 BROOKLYN NETS MEDIA GUIDE

**SAMAKE, SOUMAILA** C 7'0" 230 3/18/1978 BOUGOUNI (MALI)

Acquired: Drafted by New Jersey in the second-round (36th overall pick) in the 2000 NBA Draft  
Departed: Traded to Phoenix along with Stephon Marbury and Johnny Newman for Jason Kidd and Chris Dudley on July 18, 2001

YEAR	G	GS	MIN	FG	FGA	PCT	3FG	3FGA	PCT	FT	FTA	PCT	OFF	DEF	TOT	AST	PF	DQ	STL	TO	BLK	PTS	RPG	APG	PPG
2000-01	34	0	226	18	48	.375	0	0	---	10	24	.417	22	31	53	1	23	0	2	4	14	46	1.6	0.0	1.4

**SAPPLETON, WAYNE** F 6'9" 230 11/17/1960 LOYOLA

Acquired: From Golden State for Phoenix's 1983 second-round pick on June 19, 1982  
Departed: Retired following the 1984-85 season

YEAR	G	GS	MIN	FG	FGA	PCT	3FG	3FGA	PCT	FT	FTA	PCT	OFF	DEF	TOT	AST	PF	DQ	STL	TO	BLK	PTS	RPG	APG	PPG
1984-85	33	0	298	41	87	.471	0	0	---	14	34	.412	28	47	75	7	50	0	7	21	4	96	2.3	0.2	2.9

PLAYOFFS	G	GS	MIN	FG	FGA	PCT	3PM	3PA	PCT	FT	FTA	PCT	OFF	DEF	TOT	AST	PF	DQ	STL	TO	BLK	PTS	RPG	APG	PPG
1985	DNP																								

**SCALABRINE, BRIAN** F 6'9" 240 3/18/1978 SOUTHERN CALIFORNIA

Acquired: Drafted by New Jersey in the second-round (35th overall pick) in the 2001 NBA Draft  
Departed: Became a free agent following the 2004-05 season

YEAR	G	GS	MIN	FG	FGA	PCT	3FG	3FGA	PCT	FT	FTA	PCT	OFF	DEF	TOT	AST	PF	DQ	STL	TO	BLK	PTS	RPG	APG	PPG
2001-02	28	0	290	23	67	.343	3	10	.300	11	15	.733	12	39	51	21	39	0	9	24	2	60	1.8	0.8	2.1
2002-03	59	7	724	68	169	.402	14	39	.359	30	36	.833	40	101	141	46	77	0	16	46	18	180	2.4	0.8	3.1
2003-04	69	2	929	86	218	.394	10	41	.244	58	70	.829	42	131	173	65	113	0	21	42	14	240	2.5	0.9	3.5
2004-05	54	14	1167	132	332	.398	22	68	.324	53	69	.768	83	161	244	88	111	3	34	66	18	339	4.5	1.6	6.3
TOTALS	210	23	3109	309	786	.393	49	158	.310	152	190	.800	177	432	609	220	340	3	80	178	52	819	2.9	1.0	3.9

PLAYOFFS	G	GS	MIN	FG	FGA	PCT	3FG	3FGA	PCT	FT	FTA	PCT	OFF	DEF	TOT	AST	PF	DQ	STL	TO	BLK	PTS	RPG	APG	PPG
2002	6	0	14	1	3	.333	0	1	.000	0	0	---	1	2	3	0	0	0	0	1	1	2	0.5	0.0	0.3
2003	7	0	20	2	4	.500	0	1	.000	0	0	---	1	3	4	0	3	0	0	1	0	4	0.6	0.0	0.6
2004	9	0	73	11	17	.647	5	6	.833	3	6	.500	7	5	12	1	15	0	3	4	0	30	1.3	0.1	3.3
2005	4	3	61	2	11	.182	1	4	.250	4	4	1.000	2	5	7	2	6	0	1	4	2	9	1.8	0.5	2.3
TOTALS	26	3	168	16	35	.457	6	12	.500	7	10	.700	11	15	26	3	24	0	4	10	3	45	1.0	0.1	1.7

**SCINTZIUS, DWAYNE** C 7'2" 280 10/14/1968 FLORIDA

Acquired: Signed as a free agent on October 1, 1992  
Departed: Became a free agent following the 1994-95 season

YEAR	G	GS	MIN	FG	FGA	PCT	3FG	3FGA	PCT	FT	FTA	PCT	OFF	DEF	TOT	AST	PF	DQ	STL	TO	BLK	PTS	RPG	APG	PPG
1992-93	5	0	35	2	7	.286	0	0	---	3	3	1.000	2	6	8	2	4	0	2	0	2	7	1.6	0.4	1.4
1993-94	30	7	319	29	84	.345	0	0	---	10	17	.588	26	63	89	13	49	1	7	13	17	68	3.0	0.4	2.3
1994-95	43	11	318	41	108	.380	0	0	---	6	11	.545	29	52	81	15	45	0	3	17	17	88	1.9	0.3	2.0
TOTALS	78	18	672	72	199	.362	0	0	---	19	31	.613	57	121	178	30	98	1	12	30	36	163	2.3	0.4	2.1

PLAYOFFS	G	GS	MIN	FG	FGA	PCT	3FG	3FGA	PCT	FT	FTA	PCT	OFF	DEF	TOT	AST	PF	DQ	STL	TO	BLK	PTS	RPG	APG	PPG
1993	5	0	106	13	29	.448	0	0	---	3	6	.500	6	19	25	4	12	0	1	3	6	29	5.0	0.8	5.8

**SEIKALY, RONY** C 6'11" 253 10/5/1965 SYRACUSE

Acquired: From Orlando along with Brian Evans for David Benoit, Kevin Edwards, Yinka Dare and a first-round pick on February 19, 1998  
Departed: Retired following the 1998-99 season

YEAR	G	GS	MIN	FG	FGA	PCT	3FG	3FGA	PCT	FT	FTA	PCT	OFF	DEF	TOT	AST	PF	DQ	STL	TO	BLK	PTS	RPG	APG	PPG
1997-98	9	2	152	13	41	.317	0	0	---	16	27	.593	16	20	36	8	27	0	3	12	4	42	4.0	0.9	4.7
1998-99	9	0	88	4	20	.200	0	0	---	7	18	.389	5	16	21	2	15	0	4	10	6	15	2.3	0.2	1.7
TOTALS	18	2	240	17	61	.279	0	0	---	23	45	.511	21	36	57	10	42	0	7	22	10	57	3.2	0.6	3.2

PLAYOFFS	G	GS	MIN	FG	FGA	PCT	3FG	3FGA	PCT	FT	FTA	PCT	OFF	DEF	TOT	AST	PF	DQ	STL	TO	BLK	PTS	RPG	APG	PPG
1998	3	0	37	7	9	.778	0	0	---	4	6	.667	3	6	9	0	4	0	1	4	0	18	3.0	0.0	6.0

**SHACKLEFORD, CHARLES** F/C 6'10" 225 4/2/1966 NORTH CAROLINA STATE

Acquired: Drafted by New Jersey in the second-round (32nd overall pick) in the 1988 NBA Draft  
Departed: Became a free agent following the 1990-91 season

YEAR	G	GS	MIN	FG	FGA	PCT	3FG	3FGA	PCT	FT	FTA	PCT	OFF	DEF	TOT	AST	PF	DQ	STL	TO	BLK	PTS	RPG	APG	PPG
1988-89	60	0	484	83	168	.494	0	1	.000	21	42	.500	50	103	153	21	71	0	15	27	18	187	2.6	0.4	3.1
1989-90	70	37	1557	247	535	.462	0	1	.000	79	115	.687	180	299	479	56	183	1	40	116	35	573	6.8	0.8	8.2
TOTALS	130	37	2041	330	703	.469	0	2	.000	100	157	.637	230	402	632	77	254	1	55	143	53	760	4.9	0.6	5.8

**SHENGELIA, TORNIKE** F 6'8" 207 10/5/1991 REPUBLIC OF GEORGIA

Acquired: From Philadelphia in exchange for cash on June 28, 2012  
Departed: Traded to Chicago in exchange for Marquis Teague on January 21, 2014

YEAR	G	GS	MIN	FG	FGA	PCT	3FG	3FGA	PCT	FT	FTA	PCT	OFF	DEF	TOT	AST	PF	DQ	STL	TO	BLK	PTS	RPG	APG	PPG
2012-13	19	0	93	10	23	.435	1	2	.500	9	16	.563	9	14	23	3	11	0	3	11	1	30	1.2	0.2	1.6
2013-14	17	0	137	11	24	.458	0	6	.000	3	8	.375	4	10	14	12	16	0	2	11	1	25	0.8	0.7	1.5
TOTALS	36	0	230	21	47	.447	1	8	.125	12	24	.500	13	24	37	15	27	0	5	22	2	55	1.0	0.4	1.5

**SHORT, PURVIS** G/F 6'7" 220 2/7/1957 JACKSON STATE

Acquired: Signed as a free agent on September 20, 1989  
Departed: Retired following the 1989-90 season

YEAR	G	GS	MIN	FG	FGA	PCT	3FG	3FGA	PCT	FT	FTA	PCT	OFF	DEF	TOT	AST	PF	DQ	STL	TO	BLK	PTS	RPG	APG	PPG
1989-90	82	24	2213	432	950	.455	10	35	.286	198	237	.835	101	147	248	145	202	2	66	119	20	1072	3.0	1.8	13.1





# 2015-16 BROOKLYN NETS MEDIA GUIDE

**SIMMONS, BOBBY** F 6'6" 230 2/6/1980 DEPAUL  
 Acquired: From Milwaukee along with Yi Jianlian in exchange for Richard Jefferson on June 26, 2008  
 Departed: Became a free agent following the 2009-10 season

YEAR	G	GS	MIN	FG	FGA	PCT	3FG	3FGA	PCT	FT	FTA	PCT	OFF	DEF	TOT	AST	PF	DQ	STL	TO	BLK	PTS	RPG	APG	PPG
2008-09	71	44	1729	198	441	.449	117	262	.447	43	58	.741	72	205	277	92	186	1	50	62	10	556	3.9	1.3	7.8
2009-10	23	2	395	42	117	.359	20	63	.317	18	20	.900	11	52	63	15	52	0	15	19	3	122	2.7	0.7	5.3
<b>TOTALS</b>	<b>94</b>	<b>46</b>	<b>2124</b>	<b>240</b>	<b>558</b>	<b>.430</b>	<b>137</b>	<b>325</b>	<b>.422</b>	<b>61</b>	<b>78</b>	<b>.782</b>	<b>83</b>	<b>257</b>	<b>340</b>	<b>107</b>	<b>238</b>	<b>1</b>	<b>65</b>	<b>81</b>	<b>13</b>	<b>678</b>	<b>3.6</b>	<b>1.1</b>	<b>7.2</b>

**SIMPSON, RALPH** G 6'5" 200 10/9/1949 MICHIGAN STATE  
 Acquired: From Philadelphia along with Harvey Catchings and future considerations for Eric Money and Al Skinner on February 7, 1979  
 Departed: Waived on November 13, 1979

YEAR	G	GS	MIN	FG	FGA	PCT	3FG	3FGA	PCT	FT	FTA	PCT	OFF	DEF	TOT	AST	PF	DQ	STL	TO	BLK	PTS	RPG	APG	PPG
1978-79	32	0	527	87	237	.367	0	0	---	48	71	.676	19	42	61	68	30	0	12	53	4	222	1.9	2.1	6.9
1979-80	8	0	81	18	47	.383	0	2	.000	5	10	.500	6	5	11	14	3	0	9	12	0	41	1.4	1.8	5.1
<b>TOTALS</b>	<b>40</b>	<b>0</b>	<b>608</b>	<b>105</b>	<b>284</b>	<b>.370</b>	<b>0</b>	<b>2</b>	<b>.000</b>	<b>53</b>	<b>81</b>	<b>.654</b>	<b>25</b>	<b>47</b>	<b>72</b>	<b>82</b>	<b>33</b>	<b>0</b>	<b>21</b>	<b>65</b>	<b>4</b>	<b>263</b>	<b>1.8</b>	<b>2.1</b>	<b>6.6</b>

PLAYOFFS	G	GS	MIN	FG	FGA	PCT	3FG	3FGA	PCT	FT	FTA	PCT	OFF	DEF	TOT	AST	PF	DQ	STL	TO	BLK	PTS	RPG	APG	PPG
1979	2	0	10	2	5	.400	0	0	---	0	0	---	0	2	2	2	0	0	0	1	0	4	1.0	1.0	2.0

**SKINNER, AL** G/F 6'3" 195 6/16/1952 MASSACHUSETTS  
 Acquired: Entered NBA with Nets in 1976 Departed: Traded to Detroit along with future draft picks for Kevin Porter, Howard Porter and cash on November 7, 1977 Signed as a free agent on September 21, 1978  
 Departed: Traded to Philadelphia along with Eric Money for Harvey Catchings, Ralph Simpson and future considerations on February 7, 1979

YEAR	G	GS	MIN	FG	FGA	PCT	3FG	3FGA	PCT	FT	FTA	PCT	OFF	DEF	TOT	AST	PF	DQ	STL	TO	BLK	PTS	RPG	APG	PPG
1976-77	79	44	2256	382	887	.431	0	0	---	231	292	.791	112	251	363	289	279	7	103	0	53	995	4.6	3.7	12.6
1977-78	8	8	277	41	101	.406	0	0	---	39	44	.886	14	38	52	33	34	2	13	29	5	121	6.5	4.1	15.1
1978-79	23	0	334	55	125	.440	0	0	---	72	82	.878	12	30	42	49	53	0	22	38	2	182	1.8	2.1	7.9
<b>TOTALS</b>	<b>110</b>	<b>52</b>	<b>2867</b>	<b>478</b>	<b>1113</b>	<b>.429</b>	<b>0</b>	<b>0</b>	<b>---</b>	<b>342</b>	<b>418</b>	<b>.818</b>	<b>138</b>	<b>319</b>	<b>457</b>	<b>371</b>	<b>366</b>	<b>9</b>	<b>138</b>	<b>67</b>	<b>60</b>	<b>1298</b>	<b>4.2</b>	<b>3.4</b>	<b>11.8</b>

**SLATER, REGGIE** F 6'7" 255 8/27/1970 WYOMING  
 Acquired: Signed as a free agent on October 30, 2001  
 Departed: Waived on November 26, 2001

YEAR	G	GS	MIN	FG	FGA	PCT	3FG	3FGA	PCT	FT	FTA	PCT	OFF	DEF	TOT	AST	PF	DQ	STL	TO	BLK	PTS	RPG	APG	PPG
2001-02	4	0	10	2	2	1.000	0	0	---	1	1	1.000	0	2	2	0	1	0	0	1	0	5	0.5	0.0	1.3

**SLAY, TAMAR** G/F 6'8" 215 2/4/1980 WEST VIRGINIA  
 Acquired: Drafted by New Jersey in the second-round (54th overall pick) in the 2002 NBA Draft  
 Departed: Selected by Charlotte in the 2004 expansion draft

YEAR	G	GS	MIN	FG	FGA	PCT	3FG	3FGA	PCT	FT	FTA	PCT	OFF	DEF	TOT	AST	PF	DQ	STL	TO	BLK	PTS	RPG	APG	PPG
2002-03	36	0	274	39	103	.379	7	25	.280	7	10	.700	8	23	31	14	31	0	14	20	3	92	0.9	0.4	2.6
2003-04	22	0	165	21	60	.350	4	12	.333	7	14	.500	10	15	25	14	20	0	7	11	1	53	1.1	0.6	2.4
<b>TOTALS</b>	<b>58</b>	<b>0</b>	<b>439</b>	<b>60</b>	<b>163</b>	<b>.368</b>	<b>11</b>	<b>37</b>	<b>.297</b>	<b>14</b>	<b>24</b>	<b>.583</b>	<b>18</b>	<b>38</b>	<b>56</b>	<b>28</b>	<b>51</b>	<b>0</b>	<b>21</b>	<b>31</b>	<b>4</b>	<b>145</b>	<b>1.0</b>	<b>0.5</b>	<b>2.5</b>

PLAYOFFS	G	GS	MIN	FG	FGA	PCT	3FG	3FGA	PCT	FT	FTA	PCT	OFF	DEF	TOT	AST	PF	DQ	STL	TO	BLK	PTS	RPG	APG	PPG
2003	6	0	11	1	4	.250	1	1	1.000	0	0	---	0	0	0	0	1	0	0	2	0	3	0.0	0.0	0.5
2004	6	0	12	1	5	.200	0	1	.000	2	2	1.000	0	2	2	0	0	0	1	0	0	4	0.3	0.0	0.7
<b>TOTALS</b>	<b>12</b>	<b>0</b>	<b>23</b>	<b>2</b>	<b>9</b>	<b>.222</b>	<b>1</b>	<b>2</b>	<b>.500</b>	<b>2</b>	<b>2</b>	<b>1.000</b>	<b>0</b>	<b>2</b>	<b>2</b>	<b>0</b>	<b>1</b>	<b>0</b>	<b>1</b>	<b>2</b>	<b>0</b>	<b>7</b>	<b>0.2</b>	<b>0.0</b>	<b>0.6</b>

**SMITH, JABARI** C 6'11" 250 12/2/1977 LSU  
 Acquired: Signed as a free agent on October 4, 2004  
 Departed: Became a free agent following the 2004-05 season

YEAR	G	GS	MIN	FG	FGA	PCT	3FG	3FGA	PCT	FT	FTA	PCT	OFF	DEF	TOT	AST	PF	DQ	STL	TO	BLK	PTS	RPG	APG	PPG
2004-05	45	2	648	62	148	.419	1	2	.500	41	55	.745	29	82	111	38	103	0	25	39	14	166	2.5	0.8	3.7

PLAYOFFS	G	GS	MIN	FG	FGA	PCT	3FG	3FGA	PCT	FT	FTA	PCT	OFF	DEF	TOT	AST	PF	DQ	STL	TO	BLK	PTS	RPG	APG	PPG
2005	3	0	4	0	0	---	0	0	---	0	0	---	0	0	0	0	2	0	0	0	0	0	0.0	0.0	0.0

**SMITH, JERRY** G 6'2" 190 9/26/1987 LOUISVILLE  
 Acquired: Signed as a free agent on March 16, 2012  
 Departed: Contract expired on March 25, 2012

YEAR	G	GS	MIN	FG	FGA	PCT	3FG	3FGA	PCT	FT	FTA	PCT	OFF	DEF	TOT	AST	PF	DQ	STL	TO	BLK	PTS	RPG	APG	PPG
2011-12	5	0	46	3	14	.214	1	6	.167	0	0	---	2	5	7	4	5	0	5	0	0	7	1.4	0.8	1.4

**SMITH, JOE** C 6'10" 225 7/29/1975 MARYLAND  
 Acquired: Signed as a free agent on September 10, 2010  
 Acquired/Departed: Traded to L.A. Lakers in three team deal in which the Nets Acquired Sasha Vujacic and two first round draft picks, while the Lakers Acquired Joe Smith, two second round draft picks, and the draft rights to Sergei Lishchuk, and the Houston Rockets Acquired Terrence Williams on December 15, 2010.

YEAR	G	GS	MIN	FG	FGA	PCT	3FG	3FGA	PCT	FT	FTA	PCT	OFF	DEF	TOT	AST	PF	DQ	STL	TO	BLK	PTS	RPG	APG	PPG
2010-11	4	3	25	1	4	.250	0	0	---	0	0	---	1	2	3	1	3	0	0	2	0	2	0.8	0.3	0.5

**SMITH, ROBERT** G 5'11" 165 10/3/1955 UNLV  
 Acquired: Signed as a free agent on November 13, 1979  
 Departed: Became a free agent following the 1979-80 season

YEAR	G	GS	MIN	FG	FGA	PCT	3FG	3FGA	PCT	FT	FTA	PCT	OFF	DEF	TOT	AST	PF	DQ	STL	TO	BLK	PTS	RPG	APG	PPG
1979-80	59	0	736	113	254	.445	8	26	.308	75	87	.862	17	59	76	85	102	1	22	52	4	309	1.3	1.4	5.2



# 2015-16 BROOKLYN NETS MEDIA GUIDE

**SPARROW, RORY** G 6'2" 175 12/6/1958 VILLANOVA

Acquired: Drafted by New Jersey in the fourth-round (75th overall pick) in the 1980 NBA Draft  
Departed: Traded to Atlanta along with a 1985 fourth-round draft pick for a 1982 fourth-round draft pick on August 11, 1981

YEAR	G	GS	MIN	FG	FGA	PCT	3FG	3FGA	PCT	FT	FTA	PCT	OFF	DEF	TOT	AST	PF	DQ	STL	TO	BLK	PTS	RPG	APG	PPG
1980-81	15	0	212	22	63	.349	0	0	---	12	16	.750	7	11	18	32	15	0	13	18	3	56	1.2	2.1	3.7

**STACKHOUSE, JERRY** G 6'6" 218 11/5/1974 NORTH CAROLINA

Acquired: Signed as a free agent on July 16, 2012  
Departed: Became a free agent following the 2012-13 season

YEAR	G	GS	MIN	FG	FGA	PCT	3FG	3FGA	PCT	FT	FTA	PCT	OFF	DEF	TOT	AST	PF	DQ	STL	TO	BLK	PTS	RPG	APG	PPG
2012-13	37	0	544	66	172	.384	30	89	.337	20	23	.870	5	28	33	35	31	0	7	24	4	182	0.9	0.9	4.9

PLAYOFFS	G	GS	MIN	FG	FGA	PCT	3FG	3FGA	PCT	FT	FTA	PCT	OFF	DEF	TOT	AST	PF	DQ	STL	TO	BLK	PTS	RPG	APG	PPG
2013	4	0	28	1	10	.100	0	7	.000	3	4	.750	1	3	4	0	2	0	0	2	0	5	1.0	0.0	1.3

**STEPANIA, VLADIMIR** C 7'0" 236 8/5/1976 TBILISI (REPUBLIC OF GEORGIA)

Acquired: Signed as a free agent on December 15, 2000  
Departed: Became a free agent following the 2000-01 season

YEAR	G	GS	MIN	FG	FGA	PCT	3FG	3FGA	PCT	FT	FTA	PCT	OFF	DEF	TOT	AST	PF	DQ	STL	TO	BLK	PTS	RPG	APG	PPG
2000-01	29	0	280	28	88	.318	1	4	.250	25	34	.735	35	74	109	16	47	0	10	19	11	82	3.8	0.6	2.8

**STEVENSON, DESHAWN** G/F 6'5" 218 4/3/1981 WASHINGTON UNION H.S. (CA)

Acquired: Signed as a free agent on December 23, 2011  
Departed: Traded to Atlanta along with Anthony Morrow, Johan Petro, Jordan Farmar, Jordan Williams, Houston's 2013 first round pick and the Nets' second round draft pick in 2017 in exchange for Joe Johnson on July 11, 2012

YEAR	G	GS	MIN	FG	FGA	PCT	3FG	3FGA	PCT	FT	FTA	PCT	OFF	DEF	TOT	AST	PF	DQ	STL	TO	BLK	PTS	RPG	APG	PPG
2011-12	51	30	960	49	172	.285	41	145	.283	9	16	.563	7	94	101	41	59	0	19	19	4	148	2.0	0.8	2.9

**STOREY, AWVEE** F 6'6" 225 4/18/1977 ARIZONA STATE

Acquired: Signed as a free agent on October 4, 2004  
Departed: Waived on December 8, 2004

YEAR	G	GS	MIN	FG	FGA	PCT	3FG	3FGA	PCT	FT	FTA	PCT	OFF	DEF	TOT	AST	PF	DQ	STL	TO	BLK	PTS	RPG	APG	PPG
2004-05	9	0	32	3	10	.300	1	2	.500	1	2	.500	4	1	5	1	3	0	0	0	0	8	0.6	0.1	0.9

**STRICKLAND, MARK** F 6'10" 255 7/14/1970 TEMPLE

Acquired: Signed as a free agent on March 28, 2001  
Departed: Became a free agent following the 2000-01 season

YEAR	G	GS	MIN	FG	FGA	PCT	3FG	3FGA	PCT	FT	FTA	PCT	OFF	DEF	TOT	AST	PF	DQ	STL	TO	BLK	PTS	RPG	APG	PPG
2000-01	9	0	202	21	54	.389	1	1	1.000	8	11	.727	11	30	41	7	14	0	4	10	3	51	4.6	0.8	5.7

**SWIFT, STROMILE** F 6'10" 220 11/21/1979 LSU

Acquired: From Memphis in exchange for Jason Collins and cash considerations on February 4, 2008  
Departed: Departed on March 1, 2009

YEAR	G	GS	MIN	FG	FGA	PCT	3FG	3FGA	PCT	FT	FTA	PCT	OFF	DEF	TOT	AST	PF	DQ	STL	TO	BLK	PTS	RPG	APG	PPG
2007-08	21	0	295	42	88	.477	0	0	---	21	28	.750	18	52	70	4	39	0	5	12	18	105	3.3	0.2	5.0
2008-09	6	0	64	9	15	.600	0	0	---	5	11	.455	5	8	13	1	15	0	0	7	2	23	2.2	0.2	3.8
TOTALS	27	0	359	51	103	.495	0	0	---	26	39	.667	23	60	83	5	54	0	5	19	20	128	3.1	0.2	4.7

**TAYLOR, JAY** G 6'3" 190 10/3/1967 EASTERN ILLINOIS

Acquired: Signed as a free agent on August 1, 1989  
Departed: Waived on December 20, 1989

YEAR	G	GS	MIN	FG	FGA	PCT	3FG	3FGA	PCT	FT	FTA	PCT	OFF	DEF	TOT	AST	PF	DQ	STL	TO	BLK	PTS	RPG	APG	PPG
1989-90	17	0	114	21	52	.404	3	13	.231	6	9	.667	5	6	11	5	9	0	5	10	3	51	0.6	0.3	3.0

**TAYLOR, TYSHAWN** G 6'3" 185 4/12/1990 KANSAS

Acquired: From Portland in exchange for cash on June 28, 2012  
Departed: Became a free agent following the 2013-14 season

YEAR	G	GS	MIN	FG	FGA	PCT	3FG	3FGA	PCT	FT	FTA	PCT	OFF	DEF	TOT	AST	PF	DQ	STL	TO	BLK	PTS	RPG	APG	PPG
2012-13	28	0	221	32	87	.368	6	13	.462	15	27	.556	2	16	18	21	25	0	13	25	0	85	0.5	0.6	2.2
2013-14	23	3	270	31	91	.341	3	12	.250	24	30	.800	3	12	15	36	29	0	12	31	1	89	0.7	1.6	3.9
TOTALS	51	3	491	63	178	.354	9	25	.360	39	57	.683	5	28	33	57	54	0	25	56	1	174	0.6	1.2	3.4

PLAYOFFS	G	GS	MIN	FG	FGA	PCT	3FG	3FGA	PCT	FT	FTA	PCT	OFF	DEF	TOT	AST	PF	DQ	STL	TO	BLK	PTS	RPG	APG	PPG
2013	2	0	2	0	1	.000	0	0	.000	0	0	0	0	0	0	0	0	0	0	0	0	0	0.0	0.0	0.0

**TEAGUE, MARQUIS** G 6'2" 189 2/28/1993 KENTUCKY

Acquired: From Chicago in exchange for Tornike Shengelia on January 21, 2014  
Departed: Traded to Philadelphia with the 2019 second round draft pick that was obtained from Milwaukee on June 30, 2014 in exchange for Casper Ware on October 24, 2014

YEAR	G	GS	MIN	FG	FGA	PCT	3FG	3FGA	PCT	FT	FTA	PCT	OFF	DEF	TOT	AST	PF	DQ	STL	TO	BLK	PTS	RPG	APG	PPG
2013-14	21	1	200	22	53	.415	3	8	.375	15	19	.789	0	21	21	30	21	0	8	22	1	62	1.0	1.4	3.0



# 2015-16 BROOKLYN NETS MEDIA GUIDE

**TELETOVIC, MIRZA** F 6'9" 242 9/17/1985 BOSNIA

Acquired: Signed as a free agent on July 16, 2012

Departed: Became a free agent following the 2014-15 season

YEAR	G	GS	MIN	FG	FGA	PCT	3FG	3FGA	PCT	FT	FTA	PCT	OFF	DEF	TOT	AST	PF	DQ	STL	TO	BLK	PTS	RPG	APG	PPG
2012-13	53	0	499	71	185	.384	37	108	.343	9	11	.818	33	62	95	23	53	0	13	20	8	188	1.8	0.4	3.5
2013-14	72	7	1395	221	529	.418	19	56	.339	8	12	.667	60	206	266	57	143	0	29	54	23	622	3.7	0.8	8.6
2014-15	40	4	892	122	319	.382	62	193	.321	33	46	.717	27	167	194	46	74	0	14	53	16	339	4.9	1.2	8.5
<b>TOTALS</b>	<b>165</b>	<b>11</b>	<b>2787</b>	<b>414</b>	<b>1033</b>	<b>.401</b>	<b>235</b>	<b>650</b>	<b>.362</b>	<b>86</b>	<b>119</b>	<b>.723</b>	<b>120</b>	<b>435</b>	<b>555</b>	<b>126</b>	<b>270</b>	<b>0</b>	<b>56</b>	<b>127</b>	<b>47</b>	<b>1149</b>	<b>3.4</b>	<b>0.8</b>	<b>7.0</b>

PLAYOFFS	G	GS	MIN	FG	FGA	PCT	3FG	3FGA	PCT	FT	FTA	PCT	OFF	DEF	TOT	AST	PF	DQ	STL	TO	BLK	PTS	RPG	APG	PPG
2013	1	0	1	0	0	.000	0	0	.000	0	0	.000	0	0	0	0	0	0	0	0	0	0	0.0	0.0	0.0
2014	12	0	219	26	82	.439	19	56	.339	8	12	.667	15	25	40	3	14	0	5	5	2	99	3.3	0.3	8.3
2015	3	0	16	0	5	.000	0	4	.000	0	0	---	0	4	4	0	1	0	1	1	0	0	1.3	0.0	0.0
<b>TOTALS</b>	<b>16</b>	<b>0</b>	<b>237</b>	<b>36</b>	<b>87</b>	<b>.414</b>	<b>19</b>	<b>60</b>	<b>.317</b>	<b>8</b>	<b>12</b>	<b>.667</b>	<b>15</b>	<b>29</b>	<b>44</b>	<b>3</b>	<b>15</b>	<b>0</b>	<b>6</b>	<b>6</b>	<b>2</b>	<b>99</b>	<b>2.8</b>	<b>0.2</b>	<b>6.2</b>

**TERRY, CHUCK** F 6'6" 215 9/27/1950 LONG BEACH STATE

Acquired: From San Antonio along with Rich Jones, Bob Warren and Kim Hughes for Billy Paultz on September 8, 1975

Departed: Retired following the 1976-77 season

YEAR	G	GS	MIN	FG	FGA	PCT	3FG	3FGA	PCT	FT	FTA	PCT	OFF	DEF	TOT	AST	PF	DQ	STL	TO	BLK	PTS	RPG	APG	PPG
1976-77	61	11	1075	128	318	.403	0	0	---	48	62	.774	43	100	143	39	120	0	58	0	10	304	2.3	0.6	5.0

**TERRY, JASON** G 6'2" 176 9/15/1977 ARIZONA

Acquired: From the Boston Celtics along with Paul Pierce, Kevin Garnett and D.J. White in exchange for Keith Bogans, MarShon Brooks, Kris Humphries, Kris Joseph, Gerald Wallace, a 2014 first round draft pick, a 2016 first round draft pick, a 2018 first round draft pick and the right swap first round draft picks in 2017 on July 12, 2013

Departed: Traded to Sacramento along with Reggie Evans in exchange for Marcus Thornton on February 19, 2014

YEAR	G	GS	MIN	FG	FGA	PCT	3FG	3FGA	PCT	FT	FTA	PCT	OFF	DEF	TOT	AST	PF	DQ	STL	TO	BLK	PTS	RPG	APG	PPG
2013-14	35	0	570	55	152	.362	39	103	.379	10	15	.667	4	33	37	56	48	0	13	27	0	159	1.1	1.6	4.5

**THEUS, REGGIE** G 6'6" 205 10/13/1957 UNLV

Acquired: From Orlando for two second-round draft picks on June 25, 1990

Departed: Retired following the 1990-91 season

YEAR	G	GS	MIN	FG	FGA	PCT	3FG	3FGA	PCT	FT	FTA	PCT	OFF	DEF	TOT	AST	PF	DQ	STL	TO	BLK	PTS	RPG	APG	PPG
1990-91	81	81	2955	583	1247	.468	52	144	.361	292	343	.851	69	160	229	378	231	0	85	252	35	1510	2.8	4.7	18.6

**THOMAS, BILLY** G 6'5" 218 12/23/1975 KANSAS

Acquired: Signed as a free agent on January 20, 2005

Departed: Became a free agent following the 2004-05 season

Acquired: Signed as a free agent on December 24, 2007

Departed: Waived on January 7, 2008

YEAR	G	GS	MIN	FG	FGA	PCT	3FG	3FGA	PCT	FT	FTA	PCT	OFF	DEF	TOT	AST	PF	DQ	STL	TO	BLK	PTS	RPG	APG	PPG
2004-05	25	0	356	34	94	.362	17	56	.304	7	9	.778	7	29	36	17	29	0	14	9	1	92	1.4	0.7	3.7
2007-08	4	0	8	0	3	.000	0	3	.000	2	2	1.000	0	0	0	0	0	0	0	1	0	2	0.0	0.0	0.5
<b>TOTALS</b>	<b>29</b>	<b>0</b>	<b>364</b>	<b>34</b>	<b>97</b>	<b>.351</b>	<b>17</b>	<b>59</b>	<b>.288</b>	<b>9</b>	<b>11</b>	<b>.818</b>	<b>7</b>	<b>29</b>	<b>36</b>	<b>17</b>	<b>29</b>	<b>0</b>	<b>14</b>	<b>10</b>	<b>1</b>	<b>94</b>	<b>1.2</b>	<b>0.6</b>	<b>3.2</b>

PLAYOFFS	G	GS	MIN	FG	FGA	PCT	3FG	3FGA	PCT	FT	FTA	PCT	OFF	DEF	TOT	AST	PF	DQ	STL	TO	BLK	PTS	RPG	APG	PPG
2005	2	0	2	0	1	.000	0	0	---	0	0	---	0	0	0	0	0	0	0	0	0	0	0.0	0.0	0.0

**THOMAS, JAMEL** F 6'6" 219 7/19/1976 PROVIDENCE

Acquired: Signed as a free agent on April 6, 2001

Departed: Became a free agent following the 2000-01 season

YEAR	G	GS	MIN	FG	FGA	PCT	3FG	3FGA	PCT	FT	FTA	PCT	OFF	DEF	TOT	AST	PF	DQ	STL	TO	BLK	PTS	RPG	APG	PPG
2000-01	5	0	56	6	19	.316	1	3	.333	0	0	---	4	5	9	0	6	0	3	6	0	13	1.8	0.0	2.6

**THOMAS, JOHN** C 6'9" 265 9/8/1975 MINNESOTA

Acquired: Signed as a free agent on April 18, 2006

Departed: Became a free agent following the 2005-06 season

YEAR	G	GS	MIN	FG	FGA	PCT	3FG	3FGA	PCT	FT	FTA	PCT	OFF	DEF	TOT	AST	PF	DQ	STL	TO	BLK	PTS	RPG	APG	PPG
2005-06	2	0	36	1	6	.167	0	0	---	0	0	---	7	3	10	0	4	0	1	2	1	2	5.0	0.0	1.0
PLAYOFFS	G	GS	MIN	FG	FGA	PCT	3FG	3FGA	PCT	FT	FTA	PCT	OFF	DEF	TOT	AST	PF	DQ	STL	TO	BLK	PTS	RPG	APG	PPG
2006	8	0	56	3	6	.500	0	0	---	1	2	.500	4	6	10	2	15	0	3	5	1	7	1.3	0.3	0.9

**THORNTON, MARCUS** G 6'4" 189 6/5/1987 LSU

Acquired: From Sacramento in exchange for Reggie Evans and Jason Terry on February 19, 2014

Departed: Traded to Boston in a three-team deal in which Brooklyn received Jarrett Jack and Sergey Karasev from Cleveland. Boston received Tyler Zeller and a future first round draft pick from the Cavaliers, who received the draft rights to Ilkan Karaman, Christian Drejer and Edin Bavec from the Nets as well as a conditional second round pick from Boston on July 10, 2014.

YEAR	G	GS	MIN	FG	FGA	PCT	3FG	3FGA	PCT	FT	FTA	PCT	OFF	DEF	TOT	AST	PF	DQ	STL	TO	BLK	PTS	RPG	APG	PPG
2013-14	26	1	619	110	266	.414	52	137	.380	48	60	.800	18	56	74	30	36	0	27	29	3	320	2.8	1.2	12.3
PLAYOFFS	G	GS	MIN	FG	FGA	PCT	3FG	3FGA	PCT	FT	FTA	PCT	OFF	DEF	TOT	AST	PF	DQ	STL	TO	BLK	PTS	RPG	APG	PPG
2014	10	0	124	21	54	.389	5	21	.238	12	18	.667	7	12	19	1	4	0	2	2	1	59	1.9	0.1	5.9

**TOLBERT, RAY** F 6'9" 225 9/10/1958 INDIANA

Acquired: Drafted by New Jersey in the first-round (18th overall pick) in the 1981 NBA Draft

Departed: Traded to Seattle along with a second-round draft pick for James Bailey on November 25, 1981

YEAR	G	GS	MIN	FG	FGA	PCT	3FG	3FGA	PCT	FT	FTA	PCT	OFF	DEF	TOT	AST	PF	DQ	STL	TO	BLK	PTS	RPG	APG	PPG
1981-82	12	0	115	20	44	.455	0	1	.000	4	8	.500	11	16	27	8	19	0	4	12	2	44	2.3	0.7	3.7



# 2015-16 BROOKLYN NETS MEDIA GUIDE

**TURNER, JEFF** F 6'9" 240 4/9/1962 VANDERBILT  
 Acquired: Drafted by New Jersey in the first-round (17th overall pick) in the 1984 NBA Draft  
 Departed: Became a free agent following the 1986-87 season

YEAR	G	GS	MIN	FG	FGA	PCT	3FG	3FGA	PCT	FT	FTA	PCT	OFF	DEF	TOT	AST	PF	DQ	STL	TO	BLK	PTS	RPG	APG	PPG
1984-85	72	36	1429	171	377	.454	0	3	.000	79	92	.859	88	130	218	108	243	8	29	90	7	421	3.0	1.5	5.8
1985-86	53	1	650	84	171	.491	0	1	.000	58	78	.744	45	92	137	14	125	4	21	49	3	226	2.6	0.3	4.3
1986-87	76	22	1003	151	325	.465	0	1	.000	76	104	.731	80	117	197	60	200	6	33	81	13	378	2.6	0.8	5.0
TOTALS	201	59	3082	406	873	.465	0	5	.000	213	274	.777	213	339	552	182	568	18	83	220	23	1025	2.7	0.9	5.1
PLAYOFFS	G	GS	MIN	FG	FGA	PCT	3FG	3FGA	PCT	FT	FTA	PCT	OFF	DEF	TOT	AST	PF	DQ	STL	TO	BLK	PTS	RPG	APG	PPG
1985	3	0	21	2	5	.400	0	0	---	0	0	---	2	2	4	2	6	0	0	0	0	4	1.3	0.7	1.3
1986	3	0	18	1	3	.333	0	0	---	1	1	1.000	0	3	3	3	7	0	0	4	0	3	1.0	1.0	1.0
TOTALS	6	0	39	3	8	.375	0	0	---	1	1	1.000	2	5	7	5	13	0	0	4	0	7	1.2	0.8	1.2

**UZOH, BEN** G 6'3" 205 3/18/1988 TULSA  
 Acquired: Signed as a free agent on July 1, 2010  
 Departed: Became a free agent following the 2010-11 season

YEAR	G	GS	MIN	FG	FGA	PCT	3FG	3FGA	PCT	FT	FTA	PCT	OFF	DEF	TOT	AST	PF	DQ	STL	TO	BLK	PTS	RPG	APG	PPG
2010-11	42	0	438	61	144	.424	3	8	.375	33	56	.589	30	31	61	69	29	0	13	25	8	158	1.5	1.6	3.8

**VAN BREDA KOLFF, JAN** F 6'7" 200 12/16/1951 VANDERBILT  
 Acquired: Selected by New Jersey in the ABA dispersal draft on August 5, 1976  
 Departed: Retired following the 1982-83 season

YEAR	G	GS	MIN	FG	FGA	PCT	3FG	3FGA	PCT	FT	FTA	PCT	OFF	DEF	TOT	AST	PF	DQ	STL	TO	BLK	PTS	RPG	APG	PPG
1976-77	72	66	2398	271	609	.445	0	0	---	195	228	.855	156	304	460	117	205	2	74	0	68	737	6.4	1.6	10.2
1977-78	68	13	1419	107	292	.366	0	0	---	87	123	.707	66	178	244	105	192	8	52	73	46	301	3.6	1.5	4.4
1978-79	80	39	1998	196	423	.463	0	0	---	146	183	.798	108	274	382	180	235	4	85	135	74	538	4.8	2.3	6.7
1979-80	82	74	2399	212	458	.463	7	20	.350	130	155	.839	103	326	429	247	307	11	100	158	76	561	5.2	3.0	6.8
1980-81	78	34	1426	100	245	.408	2	8	.250	98	117	.838	48	154	202	129	214	3	38	108	50	300	2.6	1.7	3.8
1981-82	41	0	452	41	82	.500	0	2	.000	62	76	.816	17	31	48	32	63	1	12	29	13	144	1.2	0.8	3.5
1982-83	13	0	63	5	14	.357	0	0	---	5	6	.833	2	11	13	5	9	0	2	3	2	15	1.0	0.4	1.2
<b>TOTALS</b>	<b>434</b>	<b>226</b>	<b>10155</b>	<b>932</b>	<b>2123</b>	<b>.439</b>	<b>9</b>	<b>30</b>	<b>.300</b>	<b>723</b>	<b>888</b>	<b>.814</b>	<b>500</b>	<b>1278</b>	<b>1778</b>	<b>815</b>	<b>1225</b>	<b>29</b>	<b>363</b>	<b>506</b>	<b>329</b>	<b>2596</b>	<b>4.1</b>	<b>1.9</b>	<b>6.0</b>
PLAYOFFS	G	GS	MIN	FG	FGA	PCT	3FG	3FGA	PCT	FT	FTA	PCT	OFF	DEF	TOT	AST	PF	DQ	STL	TO	BLK	PTS	RPG	APG	PPG
1979	2	2	81	8	20	.400	0	0	---	5	6	.833	11	9	20	7	9	0	0	5	3	21	10.0	3.5	10.5
1982	2	0	16	0	1	.000	0	0	---	0	0	---	0	3	3	0	0	0	2	1	1	0	1.5	0.0	0.0
<b>TOTALS</b>	<b>4</b>	<b>2</b>	<b>97</b>	<b>8</b>	<b>21</b>	<b>.381</b>	<b>0</b>	<b>0</b>	<b>---</b>	<b>5</b>	<b>6</b>	<b>.833</b>	<b>11</b>	<b>12</b>	<b>23</b>	<b>7</b>	<b>9</b>	<b>0</b>	<b>2</b>	<b>6</b>	<b>4</b>	<b>21</b>	<b>5.8</b>	<b>1.8</b>	<b>5.3</b>

**VAN HORN, KEITH** F 6'10" 250 10/23/1975 UTAH  
 Acquired: From Philadelphia along with Michael Cage, Don MacLean and Lucius Harris for Jim Jackson, Eric Montross and the draft rights to Tim Thomas and Anthony Parker on June 27, 1997  
 Departed: Traded to Philadelphia along with Todd MacCulloch for Dikembe Mutombo on August 6, 2002  
 Acquired: From Dallas with Devin Harris, Trenton Hassell, Maurice Ager and DeSagana Diop, along with Dallas' first round draft picks in 2008 and 2010, and cash considerations in exchange for Jason Kidd, Antoine Wright and Malik Allen on February 19, 2008  
 Departed: Became a free agent following the 2007-08 season

YEAR	G	GS	MIN	FG	FGA	PCT	3FG	3FGA	PCT	FT	FTA	PCT	OFF	DEF	TOT	AST	PF	DQ	STL	TO	BLK	PTS	RPG	APG	PPG
1997-98	62	62	2325	446	1047	.426	69	224	.308	258	305	.846	142	266	408	106	216	0	64	164	25	1219	6.6	1.7	19.7
1998-99	42	42	1576	322	752	.428	16	53	.302	256	298	.859	114	244	358	65	134	2	43	133	53	916	8.5	1.5	21.8
1999-00	80	80	2782	559	1257	.445	84	228	.368	333	393	.847	200	476	676	158	258	5	64	245	60	1535	8.5	2.0	19.2
2000-01	49	47	1733	308	708	.435	65	170	.382	150	186	.806	78	269	347	82	150	4	40	103	20	831	7.1	1.7	17.0
2001-02	81	81	2465	471	1089	.433	101	293	.345	156	195	.800	137	472	609	164	221	1	63	146	42	1199	7.5	2.0	14.8
<b>TOTALS</b>	<b>314</b>	<b>312</b>	<b>10881</b>	<b>2106</b>	<b>4853</b>	<b>.434</b>	<b>335</b>	<b>968</b>	<b>.346</b>	<b>1153</b>	<b>1377</b>	<b>.837</b>	<b>671</b>	<b>1727</b>	<b>2398</b>	<b>575</b>	<b>979</b>	<b>12</b>	<b>274</b>	<b>791</b>	<b>200</b>	<b>5700</b>	<b>7.6</b>	<b>1.8</b>	<b>18.2</b>
PLAYOFFS	G	GS	MIN	FG	FGA	PCT	3FG	3FGA	PCT	FT	FTA	PCT	OFF	DEF	TOT	AST	PF	DQ	STL	TO	BLK	PTS	RPG	APG	PPG
1998	3	3	77	13	29	.448	0	2	.000	12	15	.800	2	7	9	1	7	0	0	2	0	38	3.0	0.3	12.7
2002	20	20	643	97	241	.402	37	84	.440	35	49	.714	32	101	133	41	56	2	19	35	9	266	6.7	2.1	13.3
<b>TOTALS</b>	<b>23</b>	<b>23</b>	<b>720</b>	<b>110</b>	<b>270</b>	<b>.407</b>	<b>37</b>	<b>86</b>	<b>.430</b>	<b>47</b>	<b>64</b>	<b>.734</b>	<b>34</b>	<b>108</b>	<b>142</b>	<b>42</b>	<b>63</b>	<b>2</b>	<b>19</b>	<b>37</b>	<b>9</b>	<b>304</b>	<b>6.2</b>	<b>1.8</b>	<b>13.2</b>

**VAUGHN, DAVID** F 6'9" 240 3/23/1973 MEMPHIS  
 Acquired: Signed as a free agent on March 7, 1998  
 Departed: Became a free agent following the 1998-99 season

YEAR	G	GS	MIN	FG	FGA	PCT	3FG	3FGA	PCT	FT	FTA	PCT	OFF	DEF	TOT	AST	PF	DQ	STL	TO	BLK	PTS	RPG	APG	PPG
1997-98	15	2	161	19	33	.576	0	0	---	6	9	.667	19	30	49	2	34	0	5	9	4	44	3.3	0.1	2.9
1998-99	10	0	103	13	24	.542	0	0	---	8	10	.800	13	21	34	1	22	0	2	11	8	34	3.4	0.1	3.4
<b>TOTALS</b>	<b>25</b>	<b>2</b>	<b>264</b>	<b>32</b>	<b>57</b>	<b>.561</b>	<b>0</b>	<b>0</b>	<b>---</b>	<b>14</b>	<b>19</b>	<b>.737</b>	<b>32</b>	<b>51</b>	<b>83</b>	<b>3</b>	<b>56</b>	<b>0</b>	<b>7</b>	<b>20</b>	<b>12</b>	<b>78</b>	<b>3.3</b>	<b>0.1</b>	<b>3.1</b>
PLAYOFFS	G	GS	MIN	FG	FGA	PCT	3FG	3FGA	PCT	FT	FTA	PCT	OFF	DEF	TOT	AST	PF	DQ	STL	TO	BLK	PTS	RPG	APG	PPG
1998	1	0	1	0	0	---	0	0	---	0	0	---	0	0	0	0	0	0	0	0	1	0	0.0	0.0	0.0

**VAUGHN, JACQUE** G 6'1" 190 2/11/1975 KANSAS  
 Acquired: Signed as a free agent on July 29, 2004  
 Departed: Became a free agent following the 2005-06 season

YEAR	G	GS	MIN	FG	FGA	PCT	3FG	3FGA	PCT	FT	FTA	PCT	OFF	DEF	TOT	AST	PF	DQ	STL	TO	BLK	PTS	RPG	APG	PPG
2004-05	71	34	1410	146	325	.449	5	15	.333	76	91	.835	17	90	107	135	138	1	41	62	1	373	1.5	1.9	5.3
2005-06	80	6	1234	107	245	.437	1	6	.167	59	81	.728	16	75	91	123	140	0	42	52	1	274	1.1	1.5	3.4
<b>TOTALS</b>	<b>151</b>	<b>40</b>	<b>2644</b>	<b>253</b>	<b>570</b>	<b>.444</b>	<b>6</b>	<b>21</b>	<b>.286</b>	<b>135</b>	<b>172</b>	<b>.785</b>	<b>33</b>	<b>165</b>	<b>198</b>	<b>258</b>	<b>278</b>	<b>1</b>	<b>83</b>	<b>114</b>	<b>2</b>	<b>647</b>	<b>1.3</b>	<b>1.7</b>	<b>4.3</b>
PLAYOFFS	G	GS	MIN	FG	FGA	PCT	3FG	3FGA	PCT	FT	FTA	PCT	OFF	DEF	TOT	AST	PF	DQ	STL	TO	BLK	PTS	RPG	APG	PPG
2006	11	0	159	12	33	.364	0	1	.000	4	7	.571	3	8	11	12	23	0	2	4	0	28	1.0	1.1	2.5





# 2015-16 BROOKLYN NETS MEDIA GUIDE

**VUJACIC, SASHA** G 6'7" 205 8/3/1984 SLOVENIA

Acquired: From L.A. Lakers in three team trade that sent Terrence Williams to Houston, Joe Smith, two second round draft picks, and the draft rights to Sergei Lishchuk to the Lakers, and two first round draft picks to New Jersey on December 15, 2010.

Departed: Became a free agent following the 2010-11 season

YEAR	G	GS	MIN	FG	FGA	PCT	3FG	3FGA	PCT	FT	FTA	PCT	OFF	DEF	TOT	AST	PF	DQ	STL	TO	BLK	PTS	RPG	APG	PPG
2010-11	56	17	1594	231	572	.404	94	255	.369	80	94	.851	29	153	182	127	129	0	53	61	5	636	3.3	2.3	11.4

**WALKER, CLARENCE "FOOTS"** G 6'1" 170 5/21/1951 WEST GEORGIA

Acquired: From Cleveland for Roger Phegley on September 24, 1980

Departed: Traded to Dallas along with a first-round draft pick and New York's second-round pick for Kelvin Ransey on August 12, 1983

YEAR	G	GS	MIN	FG	FGA	PCT	3FG	3FGA	PCT	FT	FTA	PCT	OFF	DEF	TOT	AST	PF	DQ	STL	TO	BLK	PTS	RPG	APG	PPG
1980-81	41	32	1172	72	169	.426	2	9	.222	88	111	.793	22	80	102	253	105	0	52	85	1	234	2.5	6.2	5.7
1981-82	77	54	1861	156	378	.413	3	9	.333	141	194	.727	31	119	150	398	179	1	120	107	6	456	1.9	5.2	5.9
1982-83	79	10	1388	114	250	.456	2	12	.167	116	149	.779	30	106	136	264	134	1	78	104	3	346	1.7	3.3	4.4
1983-84	34	0	378	32	90	.356	2	5	.400	24	27	.889	8	23	31	81	37	0	20	31	3	90	0.9	2.4	2.6
TOTALS	231	96	4799	374	887	.422	9	35	.257	369	481	.767	91	328	419	996	455	2	270	327	13	1126	1.8	4.3	4.9

PLAYOFFS	G	GS	MIN	FG	FGA	PCT	3PM	3PA	PCT	FT	FTA	PCT	OFF	DEF	TOT	AST	PF	DQ	STL	TO	BLK	PTS	RPG	APG	PPG
1982	DND																								
1983	2	0	36	2	6	.333	0	0	---	3	3	1.000	0	0	0	11	1	0	0	2	0	7	0.0	5.5	3.5
1984	2	0	4	0	1	.000	0	0	---	0	0	---	0	0	0	0	0	0	0	0	0	0	0.0	0.0	0.0
TOTALS	4	0	40	2	7	.286	0	0	---	3	3	1.000	0	0	0	11	1	0	0	2	0	7	0.0	2.8	1.8

**WALLACE, GERALD** F 6'7" 220 7/23/1982 ALABAMA

Acquired: Acquired from the Portland Trail Blazers in exchange for Mehmet Okur, Shawne Williams and a 2012 1st round draft pick (Damian Lillard).

Departed: Traded to Boston along with Kris Humphries, MarShon Brooks, Keith Bogans, Kris Joseph, three first round draft picks (2014, 2016 and 2018) and the right to swap first round selections in 2017 in exchange for Kevin Garnett, Paul Pierce, Jason Terry, D.J. White and a 2017 second round draft pick on July 12, 2013

YEAR	G	GS	MIN	FG	FGA	PCT	3FG	3FGA	PCT	FT	FTA	PCT	OFF	DEF	TOT	AST	PF	DQ	STL	TO	BLK	PTS	RPG	APG	PPG
2011-12	16	16	573	84	202	.416	20	52	.385	55	64	.859	24	85	109	49	38	0	23	27	11	243	3.1	6.8	15.2
2012-13	69	68	2076	182	458	.397	46	123	.282	121	190	.637	69	250	319	181	118	0	97	110	46	531	4.6	2.6	7.7
TOTALS	85	84	2649	266	660	.403	66	175	.377	176	254	.693	93	335	428	230	156	0	120	137	57	774	5.0	2.7	9.1

PLAYOFFS	G	GS	MIN	FG	FGA	PCT	3PM	3PA	PCT	FT	FTA	PCT	OFF	DEF	TOT	AST	PF	DQ	STL	TO	BLK	PTS	RPG	APG	PPG
2013	7	7	243	31	67	.463	11	29	.379	11	20	.550	5	23	28	17	20	0	8	9	5	84	4.0	2.4	12.0

**WALLER, JAMIE** G 6'4" 215 11/20/1964 VIRGINIA UNION

Acquired: Drafted by New Jersey in the third-round (48th overall pick) in the 1987 NBA Draft

Departed: Waived on December 3, 1987

YEAR	G	GS	MIN	FG	FGA	PCT	3FG	3FGA	PCT	FT	FTA	PCT	OFF	DEF	TOT	AST	PF	DQ	STL	TO	BLK	PTS	RPG	APG	PPG
1987-88	9	0	91	16	40	.400	0	2	.000	10	18	.556	9	4	13	3	13	0	4	11	1	42	1.4	0.3	4.7

**WALTERS, REX** G 6'4" 190 12/3/1970 KANSAS

Acquired: Drafted by New Jersey in the first-round (16th overall pick) in the 1993 NBA Draft

Departed: Traded to Philadelphia along with Derrick Coleman and Sean Higgins for Shawn Bradley, Greg Graham and Tim Perry on November 30, 1995

YEAR	G	GS	MIN	FG	FGA	PCT	3FG	3FGA	PCT	FT	FTA	PCT	OFF	DEF	TOT	AST	PF	DQ	STL	TO	BLK	PTS	RPG	APG	PPG
1993-94	48	0	386	60	115	.522	14	28	.500	28	34	.824	6	32	38	71	41	0	15	30	3	162	0.8	1.5	3.4
1994-95	80	30	1435	206	469	.439	71	196	.362	40	52	.769	18	75	93	121	135	0	37	71	16	523	1.2	1.5	6.5
1995-96	11	0	87	12	33	.364	3	12	.250	6	6	1.000	2	5	7	11	4	0	3	7	0	33	0.6	1.0	3.0
TOTALS	139	30	1908	278	617	.451	88	236	.373	74	92	.804	26	112	138	203	180	0	55	108	19	718	1.0	1.5	5.2

PLAYOFFS	G	GS	MIN	FG	FGA	PCT	3PM	3PA	PCT	FT	FTA	PCT	OFF	DEF	TOT	AST	PF	DQ	STL	TO	BLK	PTS	RPG	APG	PPG
1994	1	0	1	1	1	1.000	0	0	---	0	0	---	0	0	0	0	0	0	0	0	0	2	0.0	0.0	2.0

**WASHINGTON, WILSON** F 6'10" 235 3/8/1955 OLD DOMINION

Acquired: From Philadelphia for Denver's second-round pick and cash on January 31, 1978

Departed: Retired following the 1978-79 season

YEAR	G	GS	MIN	FG	FGA	PCT	3FG	3FGA	PCT	FT	FTA	PCT	OFF	DEF	TOT	AST	PF	DQ	STL	TO	BLK	PTS	RPG	APG	PPG
1977-78	24	12	523	92	187	.492	0	0	---	26	47	.553	48	94	142	9	72	2	17	53	35	210	5.9	0.4	8.8
1978-79	62	44	1139	218	434	.502	0	0	---	66	104	.635	88	206	294	47	186	5	31	98	67	502	4.7	0.8	8.1
TOTALS	86	56	1662	310	621	.499	0	0	---	92	151	.609	136	300	436	56	258	7	48	151	102	712	5.1	0.7	8.3

PLAYOFFS	G	GS	MIN	FG	FGA	PCT	3PM	3PA	PCT	FT	FTA	PCT	OFF	DEF	TOT	AST	PF	DQ	STL	TO	BLK	PTS	RPG	APG	PPG
1979	DND																								

**WASHINGTON, DWAYNE "PEARL"** G 6'2" 195 6/1/1964 SYRACUSE

Acquired: Drafted by New Jersey in the first-round (13th overall pick) in the 1986 NBA Draft

Departed: Selected by Miami in the 1988 NBA Expansion Draft

YEAR	G	GS	MIN	FG	FGA	PCT	3FG	3FGA	PCT	FT	FTA	PCT	OFF	DEF	TOT	AST	PF	DQ	STL	TO	BLK	PTS	RPG	APG	PPG
1986-87	72	61	1600	257	538	.478	4	24	.167	98	125	.784	37	92	129	301	184	5	92	175	7	616	1.8	4.2	8.6
1987-88	68	10	1379	245	547	.448	11	49	.224	132	189	.698	54	64	118	206	163	2	91	141	4	633	1.7	3.0	9.3
TOTALS	140	71	2979	502	1085	.463	15	73	.205	230	314	.732	91	156	247	507	347	7	183	316	11	1249	1.8	3.6	8.9

**WASHINGTON, DUANE** G 6'4" 195 8/31/1964 MIDDLE TENNESSEE STATE

Acquired: Signed as a free agent on March 19, 1988

Departed: Rights renounced by New Jersey on November 17, 1992

YEAR	G	GS	MIN	FG	FGA	PCT	3FG	3FGA	PCT	FT	FTA	PCT	OFF	DEF	TOT	AST	PF	DQ	STL	TO	BLK	PTS	RPG	APG	PPG
1987-88	15	0	156	18	42	.429	2	4	.500	16	20	.800	5	17	22	34	23	0	12	9	0	54	1.5	2.3	3.6



# 2015-16 BROOKLYN NETS MEDIA GUIDE

**WATSON, C.J.** G 6'2" 175 4/17/84 TENNESSEE

Acquired: Signed as a free agent on July 23, 2012

Departed: Became a free agent after the 2012-13 season

YEAR	G	GS	MIN	FG	FGA	PCT	3FG	3FGA	PCT	FT	FTA	PCT	OFF	DEF	TOT	AST	PF	DQ	STL	TO	BLK	PTS	RPG	APG	PPG
2012-13	80	8	1521	192	459	.418	88	214	.411	71	91	.780	38	107	145	161	123	0	66	69	12	543	1.8	2.0	6.8
PLAYOFFS	G	GS	MIN	FG	FGA	PCT	3FG	3FGA	PCT	FT	FTA	PCT	OFF	DEF	TOT	AST	PF	DQ	STL	TO	BLK	PTS	RPG	APG	PPG
2013	7	0	161	24	55	.436	4	15	.267	8	12	.667	5	12	17	13	11	0	5	1	1	60	2.4	1.9	8.6

**WERDANN, ROBERT** F/C 6'11" 250 12/09/1970 ST. JOHN'S

Acquired: Signed as a free agent on October 6, 1995

Departed: Waived on January 6, 1997

Acquired: Signed as a free agent on January 9, 1997

Departed: Retired following the 1996-97 season

YEAR	G	GS	MIN	FG	FGA	PCT	3FG	3FGA	PCT	FT	FTA	PCT	OFF	DEF	TOT	AST	PF	DQ	STL	TO	BLK	PTS	RPG	APG	PPG
1995-96	13	0	93	16	32	.500	0	0	---	7	13	.538	5	18	23	2	17	0	5	6	3	39	1.8	0.2	3.0
1996-97	6	0	31	3	7	.429	0	0	---	3	3	1.000	3	3	6	0	10	0	2	2	1	9	1.0	0.0	1.5
TOTALS	19	0	124	19	39	.487	0	0	---	10	16	.625	8	21	29	2	27	0	7	8	4	48	1.5	0.1	2.5

**WESLEY, DAVID** G 6'0" 190 11/14/1970 BAYLOR

Acquired: Signed as a free agent on July 27, 1993

Departed: Free agency in 1994

YEAR	G	GS	MIN	FG	FGA	PCT	3FG	3FGA	PCT	FT	FTA	PCT	OFF	DEF	TOT	AST	PF	DQ	STL	TO	BLK	PTS	RPG	APG	PPG
1993-94	60	0	542	64	174	.368	11	47	.234	44	53	.830	10	34	44	123	47	0	38	52	4	183	0.7	2.1	3.1
PLAYOFFS	G	GS	MIN	FG	FGA	PCT	3PM	3PA	PCT	FT	FTA	PCT	OFF	DEF	TOT	AST	PF	DQ	STL	TO	BLK	PTS	RPG	APG	PPG
1994	3	0	18	3	7	.429	1	4	.250	2	2	1.000	0	0	0	3	0	0	2	4	0	9	0.0	1.0	3.0

**WEST, MARIO** G 6'5" 210 6/19/1984 GEORGIA TECH

Acquired: Signed as a free agent on March 31, 2011

Departed: Became a free agent following the 2010-11 season

YEAR	G	GS	MIN	FG	FGA	PCT	3FG	3FGA	PCT	FT	FTA	PCT	OFF	DEF	TOT	AST	PF	DQ	STL	TO	BLK	PTS	RPG	APG	PPG
2010-11	6	3	116	9	21	.429	1	4	.250	3	5	.600	2	9	11	10	13	0	7	2	0	22	1.8	1.7	3.7

**WILLIAMS, AARON** F 6'9" 225 2/10/1971 XAVIER

Acquired: Signed as a free agent on August 10, 2000

Departed: Traded to Toronto along with Eric Williams, Alonzo Mourning and two First Round draft picks, for Vince Carter on December 17, 2004

YEAR	G	GS	MIN	FG	FGA	PCT	3FG	3FGA	PCT	FT	FTA	PCT	OFF	DEF	TOT	AST	PF	DQ	STL	TO	BLK	PTS	RPG	APG	PPG
2000-01	82	25	2336	297	650	.457	0	2	.000	244	310	.787	211	379	590	88	319	9	59	132	113	838	7.2	1.1	10.2
2001-02	82	13	1546	231	439	.526	0	2	.000	130	186	.699	115	224	339	77	212	5	29	79	76	592	4.1	0.9	7.2
2002-03	81	0	1597	199	439	.453	0	1	.000	102	130	.785	137	194	331	88	206	5	27	85	57	500	4.1	1.1	6.2
2003-04	72	7	1337	172	342	.503	1	3	.333	105	155	.677	101	193	294	81	187	0	34	89	46	450	4.1	1.1	6.3
2004-05	19	0	150	14	27	.519	0	0	---	9	10	.900	7	24	31	6	25	0	4	11	5	37	1.6	0.3	1.9
TOTALS	336	45	6966	913	1897	.481	1	8	.125	590	791	.746	571	1014	1585	340	949	19	153	396	297	2417	4.7	1.0	7.2
PLAYOFFS	G	GS	MIN	FG	FGA	PCT	3PM	3PA	PCT	FT	FTA	PCT	OFF	DEF	TOT	AST	PF	DQ	STL	TO	BLK	PTS	RPG	APG	PPG
2002	20	0	416	46	96	.479	0	1	.000	38	46	.826	24	46	70	16	78	5	8	23	16	130	3.5	0.8	6.5
2003	19	0	340	50	106	.472	0	0	---	23	31	.742	33	54	87	18	54	0	6	13	17	123	4.6	0.9	6.5
2004	11	0	149	18	33	.545	0	0	---	6	10	.600	7	15	22	4	41	2	0	15	7	42	2.0	0.4	3.8
TOTALS	50	0	905	114	235	.486	0	1	.000	67	87	.770	64	115	179	38	173	7	14	51	40	295	3.6	0.8	5.9

**WILLIAMS, CHARLES "BUCK"** F 6'8" 225 8/3/1960 MARYLAND

Acquired: Drafted by New Jersey in the first-round (3rd overall pick) in the 1981 NBA Draft

Departed: Traded to Portland for Sam Bowie and a first-round pick on June 24, 1989

YEAR	G	GS	MIN	FG	FGA	PCT	3FG	3FGA	PCT	FT	FTA	PCT	OFF	DEF	TOT	AST	PF	DQ	STL	TO	BLK	PTS	RPG	APG	PPG
1981-82	82	82	2825	513	881	.582	0	1	.000	242	388	.624	347	658	1005	107	285	5	84	235	84	1268	12.3	1.3	15.5
1982-83	82	82	2961	536	912	.588	0	4	.000	324	523	.620	365	662	1027	125	270	4	91	246	110	1396	12.5	1.5	17.0
1983-84	81	81	3003	495	926	.535	0	4	.000	284	498	.570	355	645	1000	130	298	3	81	237	125	1274	12.3	1.6	15.7
1984-85	82	82	3182	577	1089	.530	1	4	.250	336	538	.625	323	682	1005	165	293	7	63	238	110	1491	12.3	2.0	18.2
1985-86	82	82	3070	500	956	.523	0	2	.000	301	445	.676	329	657	986	131	294	9	73	244	96	1301	12.0	1.6	15.9
1986-87	82	82	2976	521	936	.557	0	1	.000	430	588	.731	322	701	1023	129	315	8	78	280	91	1472	12.5	1.6	18.0
1987-88	70	70	2637	466	832	.560	1	1	1.000	346	518	.668	298	536	834	109	266	5	68	189	44	1279	11.9	1.6	18.3
1988-89	74	72	2446	373	702	.531	0	3	.000	213	320	.666	249	447	696	78	223	0	61	142	36	959	9.4	1.1	13.0
TOTALS	635	633	23100	3981	7234	.550	2	20	.100	2476	3818	.649	2588	4988	7576	974	2244	41	599	1811	696	10440	11.9	1.5	16.4
PLAYOFFS	G	GS	MIN	FG	FGA	PCT	3FG	3FGA	PCT	FT	FTA	PCT	OFF	DEF	TOT	AST	PF	DQ	STL	TO	BLK	PTS	RPG	APG	PPG
1982	2	2	79	14	26	.538	0	0	---	7	15	.467	11	10	21	3	7	0	1	4	2	35	10.5	1.5	17.5
1983	2	2	85	11	22	.500	0	0	---	16	20	.800	9	14	23	4	12	2	2	5	2	38	11.5	2.0	19.0
1984	11	11	473	63	130	.485	0	0	---	45	81	.556	57	98	155	16	44	2	15	29	17	171	14.1	1.5	15.5
1985	3	3	123	26	40	.650	0	0	---	22	30	.733	14	18	32	1	12	0	3	6	5	74	10.7	0.3	24.7
1986	3	3	126	21	29	.724	0	0	---	20	26	.769	12	19	31	2	15	1	6	6	1	62	10.3	0.7	20.7
TOTALS	21	21	886	135	247	.547	0	0	---	110	172	.640	103	159	262	26	90	5	27	50	27	380	12.5	1.2	18.1



# 2015-16 BROOKLYN NETS MEDIA GUIDE

## WILLIAMS, DERON G 6'3" 209 6/26/1984 ILLINOIS

Acquired: From Utah in exchange for Devin Harris, Derrick Favors and two First Round draft picks on February 23, 2011  
Departed: Waived on July 11, 2015

YEAR	G	GS	MIN	FG	FGA	PCT	3FG	3FGA	PCT	FT	FTA	PCT	OFF	DEF	TOT	AST	PF	DQ	STL	TO	BLK	PTS	RPG	APG	PPG
2010-11	12	12	456	59	169	.349	16	59	.271	46	58	.793	8	47	55	153	38	0	15	43	3	180	4.6	12.8	15.0
2011-12	55	55	1999	391	961	.407	115	342	.336	257	305	.843	23	160	183	481	121	1	67	219	20	1154	3.3	8.7	21.0
2012-13	78	78	2842	495	1124	.440	169	447	.378	317	369	.859	29	203	232	604	194	1	75	218	30	1476	3.0	7.7	18.9
2013-14	64	58	2059	322	716	.450	98	269	.366	173	216	.801	15	153	168	392	148	0	93	143	13	915	2.6	6.1	14.3
2014-15	68	55	2114	298	771	.387	87	237	.367	201	241	.834	29	208	237	448	157	0	64	154	17	884	3.5	6.6	13.0
<b>TOTALS</b>	<b>277</b>	<b>258</b>	<b>9470</b>	<b>1565</b>	<b>3741</b>	<b>.418</b>	<b>485</b>	<b>1353</b>	<b>.358</b>	<b>994</b>	<b>1189</b>	<b>.836</b>	<b>104</b>	<b>771</b>	<b>875</b>	<b>2078</b>	<b>658</b>	<b>2</b>	<b>314</b>	<b>777</b>	<b>83</b>	<b>4609</b>	<b>3.2</b>	<b>7.5</b>	<b>16.6</b>

PLAYOFFS	G	GS	MIN	FG	FGA	PCT	3FG	3FGA	PCT	FT	FTA	PCT	OFF	DEF	TOT	AST	PF	DQ	STL	TO	BLK	PTS	RPG	APG	PPG
2013	7	7	292	45	106	.425	17	43	.395	37	45	.822	1	21	22	59	17	0	7	21	4	144	3.1	8.4	20.6
2014	12	12	428	60	152	.395	18	53	.340	36	45	.800	7	31	38	70	31	0	13	27	2	174	3.2	5.8	14.5
2015	6	6	192	27	69	.391	11	26	.423	6	7	.857	3	34	37	33	18	0	8	16	0	71	6.2	5.5	11.8
<b>TOTALS</b>	<b>25</b>	<b>25</b>	<b>912</b>	<b>132</b>	<b>327</b>	<b>.404</b>	<b>46</b>	<b>122</b>	<b>.377</b>	<b>79</b>	<b>97</b>	<b>.814</b>	<b>11</b>	<b>86</b>	<b>97</b>	<b>162</b>	<b>66</b>	<b>0</b>	<b>28</b>	<b>64</b>	<b>6</b>	<b>389</b>	<b>3.9</b>	<b>6.5</b>	<b>15.6</b>

## WILLIAMS, EARL F 6'7" 230 3/24/1951 WINSTON-SALEM STATE

Acquired: Signed as a free agent on August 23, 1976  
Departed: Waived on October 27, 1976

YEAR	G	GS	MIN	FG	FGA	PCT	3FG	3FGA	PCT	FT	FTA	PCT	OFF	DEF	TOT	AST	PF	DQ	STL	TO	BLK	PTS	RPG	APG	PPG
1976-77	1	0	7	0	2	.000	0	0	---	3	6	.500	1	1	2	1	2	0	0	0	1	3	2.0	1.0	3.0

## WILLIAMS, ERIC F 6'8" 220 7/17/1972 PROVIDENCE

Acquired: Drafted by New Jersey as a free agent on August 6, 2004  
Departed: Traded to Toronto along with Aaron Williams, Alonzo Mourning and two First Round draft picks, for Vince Carter on December 17, 2004

YEAR	G	GS	MIN	FG	FGA	PCT	3FG	3FGA	PCT	FT	FTA	PCT	OFF	DEF	TOT	AST	PF	DQ	STL	TO	BLK	PTS	RPG	APG	PPG
2004-05	21	21	739	87	185	.470	17	40	.425	74	108	.685	28	67	95	42	80	2	16	34	2	265	4.5	2.0	12.6

## WILLIAMS, JORDAN F 6'10" 260 10/11/1990 MARYLAND

Acquired: Drafted by New Jersey in the second round (36th overall) in the 2011 NBA Draft  
Departed: Traded to Atlanta along with Anthony Morrow, Johan Petro, DeShawn Stevenson, Jordan Farmer Houston's 2013 first round pick and the Nets' second round draft pick in 2017 in exchange for Joe Johnson on July 11, 2012

YEAR	G	GS	MIN	FG	FGA	PCT	3FG	3FGA	PCT	FT	FTA	PCT	OFF	DEF	TOT	AST	PF	DQ	STL	TO	BLK	PTS	RPG	APG	PPG
2011-12	43	5	635	77	152	.507	0	0	---	43	66	.652	66	90	156	11	61	0	21	23	15	197	3.6	0.3	4.6

## WILLIAMS, KEVIN G 6'2" 180 11/9/1961 ST. JOHN'S

Acquired: Signed as a free agent on August 30, 1988  
Departed: Waived on March 3, 1989

YEAR	G	GS	MIN	FG	FGA	PCT	3FG	3FGA	PCT	FT	FTA	PCT	OFF	DEF	TOT	AST	PF	DQ	STL	TO	BLK	PTS	RPG	APG	PPG
1988-89	41	0	433	67	168	.399	1	6	.167	40	51	.784	19	31	50	36	74	0	25	42	8	175	1.2	0.9	4.3

## WILLIAMS, MARCUS G 6'3" 205 3/12/1985 CONNECTICUT

Acquired: Drafted by New Jersey in the first round (22nd overall pick) in the 2006 NBA Draft  
Departed: Traded to Golden State in exchange for future draft considerations on July 22, 2008

YEAR	G	GS	MIN	FG	FGA	PCT	3FG	3FGA	PCT	FT	FTA	PCT	OFF	DEF	TOT	AST	PF	DQ	STL	TO	BLK	PTS	RPG	APG	PPG
2006-07	79	2	1315	208	526	.395	46	163	.282	72	85	.847	29	134	163	260	96	0	29	142	2	534	2.1	3.3	6.8
2007-08	53	7	854	111	293	.379	54	142	.380	37	47	.787	14	87	101	140	52	0	25	75	3	313	1.9	2.6	5.9
<b>TOTALS</b>	<b>132</b>	<b>9</b>	<b>2169</b>	<b>319</b>	<b>819</b>	<b>.389</b>	<b>100</b>	<b>305</b>	<b>.328</b>	<b>109</b>	<b>132</b>	<b>.826</b>	<b>43</b>	<b>221</b>	<b>264</b>	<b>400</b>	<b>148</b>	<b>0</b>	<b>54</b>	<b>217</b>	<b>5</b>	<b>847</b>	<b>2.0</b>	<b>3.0</b>	<b>6.4</b>

PLAYOFFS	G	GS	MIN	FG	FGA	PCT	3FG	3FGA	PCT	FT	FTA	PCT	OFF	DEF	TOT	AST	PF	DQ	STL	TO	BLK	PTS	RPG	APG	PPG
2007	12	0	78	12	36	.333	1	13	.077	4	5	.800	3	7	10	13	4	0	1	12	0	29	0.8	1.1	2.4

## WILLIAMS, RAY G 6'2" 190 10/14/1954 MINNESOTA

Acquired: Signed as a free agent on October 25, 1981  
Departed: Traded to Kansas City for Phil Ford on June 29, 1982  
Acquired: Claimed off waivers on March 30, 1986  
Departed: Retired following the 1986-87 season

YEAR	G	GS	MIN	FG	FGA	PCT	3FG	3FGA	PCT	FT	FTA	PCT	OFF	DEF	TOT	AST	PF	DQ	STL	TO	BLK	PTS	RPG	APG	PPG
1981-82	82	69	2732	639	1383	.462	9	54	.167	387	465	.832	117	208	325	488	302	9	199	290	43	1674	4.0	6.0	20.4
1985-86	5	0	63	10	32	.313	0	2	.000	12	14	.857	3	1	4	9	12	0	5	9	0	32	0.8	1.8	6.4
1986-87	32	14	800	131	290	.452	7	28	.250	49	60	.817	26	49	75	185	111	4	38	94	9	318	2.3	5.8	9.9
<b>TOTALS</b>	<b>119</b>	<b>83</b>	<b>3595</b>	<b>780</b>	<b>1705</b>	<b>.457</b>	<b>16</b>	<b>84</b>	<b>.190</b>	<b>448</b>	<b>539</b>	<b>.831</b>	<b>146</b>	<b>258</b>	<b>404</b>	<b>682</b>	<b>425</b>	<b>13</b>	<b>242</b>	<b>393</b>	<b>52</b>	<b>2024</b>	<b>3.4</b>	<b>5.7</b>	<b>17.0</b>

PLAYOFFS	G	GS	MIN	FG	FGA	PCT	3FG	3FGA	PCT	FT	FTA	PCT	OFF	DEF	TOT	AST	PF	DQ	STL	TO	BLK	PTS	RPG	APG	PPG
1982	2	2	77	14	47	.298	2	5	.400	4	5	.800	8	4	12	14	10	0	4	6	0	34	6.0	7.0	17.0

## WILLIAMS, REGGIE F 6'7" 195 5/3/1964 GEORGETOWN

Acquired: From Indiana for Vincent Askew on November 4, 1996  
Departed: Retired following the 1996-97 season

YEAR	G	GS	MIN	FG	FGA	PCT	3FG	3FGA	PCT	FT	FTA	PCT	OFF	DEF	TOT	AST	PF	DQ	STL	TO	BLK	PTS	RPG	APG	PPG
1996-97	11	0	167	27	67	.403	9	33	.273	8	10	.800	4	20	24	8	28	0	8	10	4	71	2.2	0.7	6.5



# 2015-16 BROOKLYN NETS MEDIA GUIDE

**WILLIAMS, JAYSON** F/C 6'10" 245 2/22/1968 ST. JOHN'S  
 Acquired: From Philadelphia for two second-round draft picks on October 28, 1992  
 Departed: Announced retirement on July 28, 2000

YEAR	G	GS	MIN	FG	FGA	PCT	3FG	3FGA	PCT	FT	FTA	PCT	OFF	DEF	TOT	AST	PF	DQ	STL	TO	BLK	PTS	RPG	APG	PPG
1992-93	12	2	139	21	46	.457	0	0	---	7	18	.389	22	19	41	0	24	0	4	8	4	49	3.4	0.0	4.1
1993-94	70	0	877	125	293	.427	0	0	---	72	119	.605	109	154	263	26	140	1	17	35	36	322	3.8	0.4	4.6
1994-95	75	6	982	149	323	.461	0	5	.000	65	122	.533	179	246	425	35	160	2	26	59	33	363	5.7	0.5	4.8
1995-96	80	6	1858	279	660	.423	2	7	.286	161	272	.592	342	461	803	47	238	4	35	106	57	721	10.0	0.6	9.0
1996-97	41	40	1432	221	540	.409	0	4	.000	108	183	.590	242	311	553	51	158	5	24	82	36	550	13.5	1.2	13.4
1997-98	65	65	2343	321	645	.498	0	4	.000	195	293	.666	443	440	883	67	236	7	45	95	49	837	13.6	1.0	12.9
1998-99	30	30	1020	97	218	.445	0	2	.000	48	85	.565	147	213	360	33	126	3	24	46	60	242	12.0	1.1	8.1
1999-00	DNP-INJURED																								
<b>TOTALS</b>	<b>373</b>	<b>149</b>	<b>8651</b>	<b>1213</b>	<b>2725</b>	<b>.445</b>	<b>2</b>	<b>22</b>	<b>.091</b>	<b>656</b>	<b>1092</b>	<b>.601</b>	<b>1484</b>	<b>1844</b>	<b>3328</b>	<b>259</b>	<b>1082</b>	<b>22</b>	<b>175</b>	<b>431</b>	<b>275</b>	<b>3084</b>	<b>8.9</b>	<b>0.7</b>	<b>8.3</b>
PLAYOFFS	G	GS	MIN	FG	FGA	PCT	3FG	3FGA	PCT	FT	FTA	PCT	OFF	DEF	TOT	AST	PF	DQ	STL	TO	BLK	PTS	RPG	APG	PPG
1994	2	0	17	0	3	.000	0	0	---	1	2	.500	3	0	3	0	5	0	0	2	0	1	1.5	0.0	0.5
1998	3	2	116	9	21	.429	0	0	---	3	6	.500	20	22	42	5	8	0	2	2	3	21	14.0	1.7	7.0
<b>TOTALS</b>	<b>5</b>	<b>2</b>	<b>133</b>	<b>9</b>	<b>24</b>	<b>.375</b>	<b>0</b>	<b>0</b>	<b>---</b>	<b>4</b>	<b>8</b>	<b>.500</b>	<b>23</b>	<b>22</b>	<b>45</b>	<b>5</b>	<b>13</b>	<b>0</b>	<b>2</b>	<b>4</b>	<b>3</b>	<b>22</b>	<b>9.0</b>	<b>1.0</b>	<b>4.4</b>

**WILLIAMS, SEAN** F 6'10" 235 9/13/1986 BOSTON COLLEGE  
 Acquired: Drafted by New Jersey in the first round (17th overall) in the 2007 NBA Draft  
 Departed: Waived on January 11, 2010

YEAR	G	GS	MIN	FG	FGA	PCT	3FG	3FGA	PCT	FT	FTA	PCT	OFF	DEF	TOT	AST	PF	DQ	STL	TO	BLK	PTS	RPG	APG	PPG
2007-08	73	29	1278	164	305	.538	0	0	---	81	133	.609	115	207	322	28	193	1	28	70	106	409	4.4	0.4	5.6
2008-09	33	0	366	30	72	.417	0	0	---	20	32	.625	34	45	79	13	72	1	7	20	29	80	2.4	0.4	2.4
2009-10	20	0	227	21	49	.429	0	1	.000	10	19	.526	21	25	46	1	41	1	8	20	19	52	2.3	0.1	2.6
<b>TOTALS</b>	<b>126</b>	<b>29</b>	<b>1871</b>	<b>215</b>	<b>426</b>	<b>.505</b>	<b>0</b>	<b>1</b>	<b>.000</b>	<b>111</b>	<b>184</b>	<b>.603</b>	<b>170</b>	<b>277</b>	<b>447</b>	<b>42</b>	<b>306</b>	<b>3</b>	<b>43</b>	<b>110</b>	<b>154</b>	<b>541</b>	<b>3.5</b>	<b>0.3</b>	<b>4.3</b>

**WILLIAMS, SHAWNE** F 6'9" 230 2/16/1986 MEMPHIS  
 Acquired: Signed as a free agent on December 15, 2011  
 Departed: Traded to Portland along with the Nets 2012 first round pick in exchange for Gerald Wallace on March 15, 2012

YEAR	G	GS	MIN	FG	FGA	PCT	3FG	3FGA	PCT	FT	FTA	PCT	OFF	DEF	TOT	AST	PF	DQ	STL	TO	BLK	PTS	RPG	APG	PPG
2011-12	25	6	514	42	147	.286	21	87	.241	8	11	.727	20	48	68	16	44	1	10	13	11	113	2.7	0.6	4.5

**WILLIAMS, SHELLEN** C/F 6'9" 250 10/21/1983 DUKE  
 Acquired: Signed as a free agent on December 13, 2011  
 Departed: Became a free agent following the 2011-12 season

YEAR	G	GS	MIN	FG	FGA	PCT	3FG	3FGA	PCT	FT	FTA	PCT	OFF	DEF	TOT	AST	PF	DQ	STL	TO	BLK	PTS	RPG	APG	PPG
2011-12	58	35	1276	96	201	.478	0	0	---	76	104	.731	141	209	350	35	149	0	47	66	39	268	6.0	0.6	4.6

**WILLIAMS, TERENCE** G/F 6'6" 220 6/28/1987 LOUISVILLE  
 Acquired: Drafted by New Jersey in the first round (11th overall) in the 2009 NBA Draft  
 Departed: Traded to Houston in three team deal in which the Nets Acquired Sasha Vujacic and two first round draft picks, while the Lakers Acquired Joe Smith, two second round draft picks, and the draft rights to Sergei Lishchuk on December 15, 2010.

YEAR	G	GS	MIN	FG	FGA	PCT	3FG	3FGA	PCT	FT	FTA	PCT	OFF	DEF	TOT	AST	PF	DQ	STL	TO	BLK	PTS	RPG	APG	PPG
2009-10	78	9	1764	261	651	.401	31	100	.310	103	144	.715	46	302	348	223	126	0	43	124	10	656	4.5	2.9	8.4
2010-11	10	0	206	29	73	.397	4	12	.333	5	10	.500	3	33	36	31	21	0	5	25	0	67	3.6	3.1	6.7
<b>TOTALS</b>	<b>88</b>	<b>9</b>	<b>1970</b>	<b>290</b>	<b>724</b>	<b>.401</b>	<b>35</b>	<b>112</b>	<b>.313</b>	<b>108</b>	<b>154</b>	<b>.701</b>	<b>49</b>	<b>335</b>	<b>384</b>	<b>254</b>	<b>147</b>	<b>0</b>	<b>48</b>	<b>149</b>	<b>10</b>	<b>723</b>	<b>4.4</b>	<b>2.9</b>	<b>8.2</b>

**WILLIAMSON, JOHN** G 6'2" 190 10/11/1952 NEW MEXICO STATE  
 Acquired: Entered NBA with Nets in 1976  
 Departed: Traded to Indiana for 1977 first round draft choice (Bernard King) and future considerations on February 1, 1977... Darnell Hillman was traded to New Jersey to complete the deal on April 11, 1977  
 Acquired: From Indiana for Bob Carrington and future considerations on January 27, 1978  
 Departed: Traded to Washington along with future considerations for Roger Phegley on February 4, 1980

YEAR	G	GS	MIN	FG	FGA	PCT	3FG	3FGA	PCT	FT	FTA	PCT	OFF	DEF	TOT	AST	PF	DQ	STL	TO	BLK	PTS	RPG	APG	PPG
1976-77	42	40	1426	357	803	.445	0	0	---	161	204	.789	24	95	119	90	143	3	59	0	6	875	2.8	2.1	20.8
1977-78	33	32	1282	388	854	.454	0	0	---	197	230	.857	32	75	107	82	105	2	47	101	10	973	3.2	2.5	29.5
1978-79	74	65	2451	635	1367	.465	0	0	---	373	437	.854	53	143	196	255	215	3	89	233	12	1643	2.6	3.4	22.2
1979-80	28	14	771	206	461	.447	8	19	.421	76	88	.864	24	30	54	87	71	1	26	43	9	496	1.9	3.1	17.7
<b>TOTALS</b>	<b>176</b>	<b>151</b>	<b>5930</b>	<b>1586</b>	<b>3485</b>	<b>.455</b>	<b>8</b>	<b>19</b>	<b>.421</b>	<b>807</b>	<b>959</b>	<b>.841</b>	<b>133</b>	<b>343</b>	<b>476</b>	<b>514</b>	<b>534</b>	<b>9</b>	<b>221</b>	<b>377</b>	<b>37</b>	<b>3987</b>	<b>2.7</b>	<b>2.9</b>	<b>22.7</b>
PLAYOFFS	G	GS	MIN	FG	FGA	PCT	3FG	3FGA	PCT	FT	FTA	PCT	OFF	DEF	TOT	AST	PF	DQ	STL	TO	BLK	PTS	RPG	APG	PPG
1979	2	2	92	23	62	.371	0	0	---	13	16	.813	3	3	6	8	8	0	4	14	0	59	3.0	4.0	29.5

**WILLOUGHBY, BILL** F 6'8" 205 5/20/1957 DWIGHT MORROW H.S. (NJ)  
 Acquired: Signed as a free agent on March 25, 1983  
 Departed: Retired following the 1983-84 season

YEAR	G	GS	MIN	FG	FGA	PCT	3FG	3FGA	PCT	FT	FTA	PCT	OFF	DEF	TOT	AST	PF	DQ	STL	TO	BLK	PTS	RPG	APG	PPG
1982-83	10	0	84	11	29	.379	0	1	.000	2	2	1.000	2	9	11	8	16	0	1	5	1	24	1.1	0.8	2.4
1983-84	67	2	936	124	258	.481	0	7	.000	55	63	.873	75	118	193	56	106	0	23	53	24	303	2.9	0.8	4.5
<b>TOTALS</b>	<b>77</b>	<b>2</b>	<b>1020</b>	<b>135</b>	<b>287</b>	<b>.470</b>	<b>0</b>	<b>8</b>	<b>.000</b>	<b>57</b>	<b>65</b>	<b>.873</b>	<b>77</b>	<b>127</b>	<b>204</b>	<b>64</b>	<b>122</b>	<b>0</b>	<b>24</b>	<b>58</b>	<b>25</b>	<b>327</b>	<b>2.6</b>	<b>0.8</b>	<b>4.2</b>
PLAYOFFS	G	GS	MIN	FG	FGA	PCT	3FG	3FGA	PCT	FT	FTA	PCT	OFF	DEF	TOT	AST	PF	DQ	STL	TO	BLK	PTS	RPG	APG	PPG
1983	DNP - COACH'S DECISION																								
1984	3	0	13	1	3	.333	0	0	---	0	0	---	3	0	3	0	2	0	0	0	0	2	1.0	0.0	0.7
<b>TOTALS</b>	<b>3</b>	<b>0</b>	<b>13</b>	<b>1</b>	<b>3</b>	<b>.333</b>	<b>0</b>	<b>0</b>	<b>---</b>	<b>0</b>	<b>0</b>	<b>---</b>	<b>3</b>	<b>0</b>	<b>3</b>	<b>0</b>	<b>2</b>	<b>0</b>	<b>0</b>	<b>0</b>	<b>0</b>	<b>2</b>	<b>1.0</b>	<b>0.0</b>	<b>0.7</b>





# 2015-16 BROOKLYN NETS MEDIA GUIDE

**WILSON, MIKE** G 6'3" 180 9/15/1959 MARQUETTE

Acquired: Signed as a free agent on September 27, 1984

Departed: Waived on November 14, 1984

Acquired: Signed as a free agent on September 1, 1986

Departed: Waived on November 11, 1986

YEAR	G	GS	MIN	FG	FGA	PCT	3FG	3FGA	PCT	FT	FTA	PCT	OFF	DEF	TOT	AST	PF	DQ	STL	TO	BLK	PTS	RPG	APG	PPG
1984-85	8	0	92	9	23	.391	0	0	---	4	6	.667	4	9	13	11	7	0	4	5	2	22	1.6	1.4	2.8
1986-87	5	0	43	3	8	.375	0	0	---	2	2	1.000	1	3	4	6	9	0	1	4	0	8	0.8	1.2	1.6
<b>TOTALS</b>	<b>13</b>	<b>0</b>	<b>135</b>	<b>12</b>	<b>31</b>	<b>.387</b>	<b>0</b>	<b>0</b>	<b>---</b>	<b>6</b>	<b>8</b>	<b>.750</b>	<b>5</b>	<b>12</b>	<b>17</b>	<b>17</b>	<b>16</b>	<b>0</b>	<b>5</b>	<b>9</b>	<b>2</b>	<b>30</b>	<b>1.3</b>	<b>1.3</b>	<b>2.3</b>

**WILSON, RICKY** G 6'3" 195 7/16/1964 GEORGE MASON

Acquired: Signed as a free agent on February 27, 1988

Departed: Contract expired on March 17, 1988

YEAR	G	GS	MIN	FG	FGA	PCT	3FG	3FGA	PCT	FT	FTA	PCT	OFF	DEF	TOT	AST	PF	DQ	STL	TO	BLK	PTS	RPG	APG	PPG
1987-88	6	0	47	7	11	.636	1	1	1.000	6	11	.545	1	0	1	6	6	0	6	4	0	21	0.2	1.0	3.5

**WOHL, DAVE** G 6'2" 185 2/11/1949 PENNSYLVANIA

Acquired: From Houston for a fourth-round draft pick on January 8, 1977

Departed: Waived on November 19, 1977

YEAR	G	GS	MIN	FG	FGA	PCT	3FG	3FGA	PCT	FT	FTA	PCT	OFF	DEF	TOT	AST	PF	DQ	STL	TO	BLK	PTS	RPG	APG	PPG
1976-77	37	22	924	109	273	.399	0	0	---	57	85	.671	15	61	76	127	97	1	39	0	6	275	2.1	3.4	7.4
1977-78	10	4	118	12	34	.353	0	0	---	11	12	.917	1	3	4	13	24	0	3	16	0	35	0.4	1.3	3.5
<b>TOTALS</b>	<b>47</b>	<b>26</b>	<b>1042</b>	<b>121</b>	<b>307</b>	<b>.394</b>	<b>0</b>	<b>0</b>	<b>---</b>	<b>68</b>	<b>97</b>	<b>.701</b>	<b>16</b>	<b>64</b>	<b>80</b>	<b>140</b>	<b>121</b>	<b>1</b>	<b>42</b>	<b>16</b>	<b>6</b>	<b>310</b>	<b>1.7</b>	<b>3.0</b>	<b>6.6</b>

**WOOD, LEON** G 6'3" 185 3/25/1962 CAL STATE- FULLERTON

Acquired: From Washington for Mike O'Koren on October 30, 1986

Departed: Waived on November 5, 1987

Acquired: Signed as a free agent on March 5, 1990

Departed: Became a free agent following the 1989-90 season

YEAR	G	GS	MIN	FG	FGA	PCT	3FG	3FGA	PCT	FT	FTA	PCT	OFF	DEF	TOT	AST	PF	DQ	STL	TO	BLK	PTS	RPG	APG	PPG
1986-87	76	7	1733	187	501	.373	60	200	.300	123	154	.799	23	97	120	370	126	0	48	108	3	557	1.6	4.9	7.3
1989-90	28	2	200	16	49	.327	4	21	.190	14	16	.875	1	11	12	47	16	0	6	8	0	50	0.4	1.7	1.8
<b>TOTALS</b>	<b>104</b>	<b>9</b>	<b>1933</b>	<b>203</b>	<b>550</b>	<b>.369</b>	<b>64</b>	<b>221</b>	<b>.290</b>	<b>137</b>	<b>170</b>	<b>.806</b>	<b>24</b>	<b>108</b>	<b>132</b>	<b>417</b>	<b>142</b>	<b>0</b>	<b>54</b>	<b>116</b>	<b>3</b>	<b>607</b>	<b>1.3</b>	<b>4.0</b>	<b>5.8</b>

**WOODSON, MIKE** G 6'5" 200 3/24/1958 INDIANA

Acquired: From New York for Mike Newlin on June 10, 1981

Departed: Traded to Phoenix for Sam Lacey on November 12, 1981

YEAR	G	GS	MIN	FG	FGA	PCT	3FG	3FGA	PCT	FT	FTA	PCT	OFF	DEF	TOT	AST	PF	DQ	STL	TO	BLK	PTS	RPG	APG	PPG
1981-82	7	0	145	30	68	.441	0	1	.000	23	32	.719	5	8	13	16	21	1	7	9	2	83	1.9	2.3	11.9

**WOOLRIDGE, ORLANDO** F 6'9" 215 12/16/1959 NOTRE DAME

Acquired: Signed as a free agent on October 2, 1986

Departed: Became a free agent following the 1997-88 season

YEAR	G	GS	MIN	FG	FGA	PCT	3FG	3FGA	PCT	FT	FTA	PCT	OFF	DEF	TOT	AST	PF	DQ	STL	TO	BLK	PTS	RPG	APG	PPG
1986-87	75	53	2638	556	1067	.521	1	8	.125	438	564	.777	118	249	367	261	243	4	54	213	86	1551	4.9	3.5	20.7
1987-88	19	12	622	110	247	.445	0	2	.000	92	130	.708	31	60	91	71	73	2	13	48	20	312	4.8	3.7	16.4
<b>TOTALS</b>	<b>94</b>	<b>65</b>	<b>3260</b>	<b>666</b>	<b>1314</b>	<b>.507</b>	<b>1</b>	<b>10</b>	<b>.100</b>	<b>530</b>	<b>694</b>	<b>.764</b>	<b>149</b>	<b>309</b>	<b>458</b>	<b>332</b>	<b>316</b>	<b>6</b>	<b>67</b>	<b>261</b>	<b>106</b>	<b>1863</b>	<b>4.9</b>	<b>3.5</b>	<b>19.8</b>

**WRIGHT, ANTOINE** G/F 6'7" 210 2/6/1984 TEXAS A&M

Acquired: Drafted by New Jersey in the first round (15th overall) in the 2005 NBA Draft

Departed: Traded to Dallas along with Malik Allen and Jason Kidd in exchange for Devin Harris, Maurice Ager, Trenton Hassell, DeSagana Diop, Keith Van Horn, two first round draft picks and cash considerations on February 19, 2008

YEAR	G	GS	MIN	FG	FGA	PCT	3FG	3FGA	PCT	FT	FTA	PCT	OFF	DEF	TOT	AST	PF	DQ	STL	TO	BLK	PTS	RPG	APG	PPG
2005-06	39	0	370	29	81	.358	1	15	.067	11	22	.500	8	22	30	12	42	0	4	21	3	70	0.8	0.3	1.8
2006-07	63	23	1137	110	251	.438	19	59	.322	44	73	.603	38	137	175	55	120	1	30	43	10	283	2.8	0.9	4.5
2007-08	41	10	1056	115	287	.401	27	101	.267	41	58	.707	35	90	125	67	105	1	26	39	17	298	3.0	1.6	7.3
<b>TOTALS</b>	<b>102</b>	<b>23</b>	<b>1507</b>	<b>139</b>	<b>332</b>	<b>.419</b>	<b>20</b>	<b>74</b>	<b>.270</b>	<b>55</b>	<b>95</b>	<b>.579</b>	<b>46</b>	<b>159</b>	<b>205</b>	<b>67</b>	<b>162</b>	<b>1</b>	<b>34</b>	<b>64</b>	<b>13</b>	<b>353</b>	<b>2.0</b>	<b>0.7</b>	<b>3.5</b>

PLAYOFFS	G	GS	MIN	FG	FGA	PCT	3FG	3FGA	PCT	FT	FTA	PCT	OFF	DEF	TOT	AST	PF	DQ	STL	TO	BLK	PTS	RPG	APG	PPG
2006	5	0	10	1	4	.250	0	0	---	2	3	.667	0	0	0	0	0	0	0	0	0	4	0.0	0.0	0.8
2007	12	0	163	17	36	.472	3	6	.500	9	10	.900	5	18	23	1	14	0	5	5	4	46	1.9	0.1	3.8
<b>TOTALS</b>	<b>17</b>	<b>0</b>	<b>173</b>	<b>18</b>	<b>40</b>	<b>.450</b>	<b>3</b>	<b>6</b>	<b>.500</b>	<b>11</b>	<b>13</b>	<b>.846</b>	<b>5</b>	<b>18</b>	<b>23</b>	<b>1</b>	<b>14</b>	<b>0</b>	<b>5</b>	<b>5</b>	<b>4</b>	<b>50</b>	<b>1.4</b>	<b>0.1</b>	<b>2.9</b>

**WRIGHT, BRANDAN** F 6'10" 210 5/10/1987 NORTH CAROLINA

Acquired: From the Golden State along with Dan Gadzuric in exchange for Troy Murphy and the Nets' second round draft pick in 2012 on February 23, 2011

Departed: Became a free agent following the 2010-11 season

YEAR	G	GS	MIN	FG	FGA	PCT	3FG	3FGA	PCT	FT	FTA	PCT	OFF	DEF	TOT	AST	PF	DQ	STL	TO	BLK	PTS	RPG	APG	PPG
2010-11	16	1	184	22	54	.407	0	0	---	14	17	.824	17	31	48	7	15	0	8	4	7	58	3.0	0.4	3.6

**YI, JIANLIAN** F 7'0" 238 10/27/1987 CHINA

Acquired: From Milwaukee along with Bobby Simmons in exchange for Richard Jefferson on June 26, 2008

Departed: Traded to Washington along with cash considerations in exchange for Quinton Ross on June, 29, 2010

YEAR	G	GS	MIN	FG	FGA	PCT	3FG	3FGA	PCT	FT	FTA	PCT	OFF	DEF	TOT	AST	PF	DQ	STL	TO	BLK	PTS	RPG	APG	PPG
2008-09	61	52	1421	191	500	.382	48	140	.343	95	123	.772	67	259	326	60	157	1	29	70	36	525	5.3	1.0	8.6
2009-10	52	51	1655	227	563	.403	15	41	.366	154	193	.798	115	257	372	47	170	0	37	77	52	623	7.2	0.9	12.0
<b>TOTALS</b>	<b>113</b>	<b>103</b>	<b>3076</b>	<b>418</b>	<b>1063</b>	<b>.393</b>	<b>63</b>	<b>181</b>	<b>.348</b>	<b>249</b>	<b>316</b>	<b>.788</b>	<b>182</b>	<b>516</b>	<b>698</b>	<b>107</b>	<b>327</b>	<b>1</b>	<b>66</b>	<b>147</b>	<b>88</b>	<b>1148</b>	<b>6.2</b>	<b>0.9</b>	<b>10.2</b>



# 2015-16 BROOKLYN NETS MEDIA GUIDE

**YOUNG, THADDEUS** F 6'8" 220 6/21/1988 GEORGIA TECH

Acquired: From Minnesota in exchange for Kevin Garnett on February 19, 2015

YEAR	G	GS	MIN	FG	FGA	PCT	3FG	3FGA	PCT	FT	FTA	PCT	OFF	DEF	TOT	AST	PF	DQ	STL	TO	BLK	PTS	RPG	APG	PPG
2014-15	28	20	829	162	327	.495	19	50	.380	43	71	.606	52	114	166	38	56	1	38	42	8	386	5.9	1.4	13.8
PLAYOFFS	G	GS	MIN	FG	FGA	PCT	3FG	3FGA	PCT	FT	FTA	PCT	OFF	DEF	TOT	AST	PF	DQ	STL	TO	BLK	PTS	RPG	APG	PPG
2015	6	6	190	29	66	.439	0	4	.000	5	12	.417	17	26	43	16	15	0	5	14	1	63	7.2	2.7	10.5

**ZIMMERMAN, DERRICK** G 6'3" 195 12/2/1981 MISSISSIPPI STATE

Acquired: Signed as a free agent on April 18, 2006

Departed: Became a free agent following the 2005-06 season

YEAR	G	GS	MIN	FG	FGA	PCT	3FG	3FGA	PCT	FT	FTA	PCT	OFF	DEF	TOT	AST	PF	DQ	STL	TO	BLK	PTS	RPG	APG	PPG
2005-06	2	0	32	2	3	.667	0	0	---	0	0	---	1	3	4	7	4	0	0	4	0	4	2.0	3.5	2.0



# 2015-16 BROOKLYN NETS MEDIA GUIDE


## Retired Uniform Numbers

### DRAZEN PETROVIC #3

**Jersey Retired: November 1993**

**Transactions:** Acquired from Portland in three-way deal in which the Denver Nuggets sent Walter Davis to the Blazers and Terry Mills to the Nets, and the Nets sent Greg Anderson to the Nuggets. Nuggets also received a 1992 first round draft choice from the Nets and a 1993 second round draft choice from Portland and the Blazers received a 1992 second round draft choice from the Nuggets.

- Once scored 112 points while leading his Croatian league team, "Cibona" in Zagreb, Croatia, to one National Championship, three National Cups, two European Club Championships and one European Winners Cup Championship.
- Named European Player of the Year in 1986, 1989, 1992 and 1993, more than any other player in history.
- Began NBA career in 1989 with the Portland Trail Blazers before being traded half way through his second season to the Nets.
- During the 1991-92 season, he led the team in scoring while averaging 20.6 points per game and was a marksman from the outside, shooting .508 from the floor, .808 from the free throw line and an astounding .444 from three-point range.
- He was even better in 1992-93, averaging 22.3 points per game, 11th best in the league, shooting .518, .870 and .449 respectively.
- In recognition of his outstanding play during the 1992-93 season, Petrovic was selected to the All-NBA Third Team.
- Died in a car accident on the German Autobahn in June of 1993.



### JASON KIDD #5

**Jersey Retired: October 2013**

**Transactions:** Acquired from Phoenix along with Chris Dudley for Stephon Marbury, Johnny Newman and Soumaila Samake (7/18/01); traded to Dallas along with Malik Allen and Antione Wright in exchange for Devin Harris, Maurice Ager, Trenton Hassell, DeSagana Diop, Keith Van Horn, two first round draft picks and cash considerations (1/19/08).

- Captained the Nets to two consecutive NBA Finals appearances in 2002 and 2003
- Played in 506 games over six-and-a-half seasons for New Jersey, averaging 14.6 points, 9.1 assists and 7.2 rebounds per game.
- Led the team to six consecutive playoff appearances, including two Eastern Conference Championships and four Atlantic Division titles.
- As a Net, selected as an NBA All-Star five times while being named to an All-NBA team three times and an NBA All-Defensive team six times.
- In Nets all-time NBA history, currently ranks first in assists (4,620), steals (950), three-point field goals made (813) and triple-doubles (61), second in minutes played (18,737), fourth in points (7,373) and rebounds (3,662), fifth in games played (506) and sixth in field goals made (2,613) and free throws made (1,352).
- In 78 playoff games, holds Nets all-time records for points, assists, rebounds, steals, field goals made/attempted, three-point field goals made/attempted, minutes and games played.



### JOHN WILLIAMSON #23

**Jersey Retired: December 1991**

**Transactions:** Acquired by Nets from Indiana in exchange for Bob Carrington and two second round draft choices (4/11/78); traded with a second round draft choice in exchange for Roger Phegley (2/4/80).

- One of the most explosive and intense players in Nets history, "Super" John Williamson will forever be remembered by Nets fans for his outburst that clinched the 1976 ABA Championship in which he scored 16 points in the final quarter.
- After barely making the team, Williamson was inserted into the starting line up 14 games into his rookie season and proved to be the scoring threat that the team needed to take the pressure off of Julius Erving.
- Earned ABA All-Rookie honors during Nets 1974 ABA Championship season.
- John Williamson passed away on November 30, 1996, after a long battle with kidney failure.





# 2015-16 BROOKLYN NETS MEDIA GUIDE

## BILL MELCHIONNI #25

**Jersey Retired: September 1976**

**Transactions:** Signed as a free agent (8/69); Retired 1976.

- Led the ABA in assists three consecutive seasons (1970-71, 1971-72, 1972-73), making him the first player in Nets history to lead the team in a major statistical category.
- Franchise's all-time ABA assists leader with 3,044.
- Member of the Nets 1974 ABA title squad.
- All-ABA First Team 1971-72.
- Led Nets to 1972 ABA Finals, where they would eventually fall to the Indiana Pacers in six games.
- Served as Nets assistant coach, while also appearing in 67 games during the 1975-76 season.
- Played seven years for the Nets, averaging 12.4 points, 6.1 assists and 2.2 rebounds on .459 from the field and .819 from the line in 502 games.




## JULIUS ERVING #32

**Jersey Retired: April, 1987**

**Transactions:** Acquired from Virginia with Willie Sojourner in exchange for George Carter, the rights to Kermit Washington and cash (8/1/73); Sold rights to Philadelphia (10/20/76).

- A true legend of the game who helped turned the game into a form of art.
- Helped lead the Nets to an ABA title in his first season with the franchise (1973-74) and to the last ABA title (1975-76).
- Was named ABA MVP in each of his three seasons with the Nets (1973-74, 1974-75 and 1975-76).
- Named ABA Playoff MVP after 1974 and 1976 postseason.
- Led the ABA in scoring three times, including twice with the Nets (1974-27.4 ppg and 1976-29.3 ppg).
- Won the dunk contest at the 1976 All-Star game on his famous foul line dunk.



## CHARLES "BUCK" WILLIAMS #52

**Jersey Retired: April, 1999**

**Transactions:** Selected after his junior season by the New Jersey Nets in the First Round (3rd overall) of the 1981 NBA Draft; Traded by the Nets to the Portland Trail Blazers for Sam Bowie and a 1989 first round draft choice (June 24, 1989).

- Considered one of the most honored and respected players in the NBA.
- In eight seasons with the Nets became the franchise's all-time leader in 11 of 17 categories including: points (14,440), rebounds (7,576), free throws made (2,476), free throws attempted (3,318), offensive rebounds (2,588), defensive rebounds (4,988), games played (635), field goals made (3,981), minutes played (23,100), field goals attempted (7,234) and personal fouls (2,244).
- Not only did he hold records with the Nets but also ranks among the elite on the all-time NBA list in four different categories including: fourth in games played (1,307), tenth in rebounds (13,017), eighth in minutes (42,464) and 56th in points (16,784).
- One of only eight players in NBA history to amass both 16,000 career points and 12,000 career rebounds.
- Williams was named NBA Rookie of the Year in 1982 and made three All-Star game appearances in 1982, 1983 and 1986.



[BACK TO THE TOP](#)



# PLAYOFFS

NETS PLAYOFFS GAME-BY-GAME RESULTS

NETS PLAYOFFS ALL-TIME TEAM HIGHS

NETS PLAYOFFS ALL-TIME TEAM LOWS

OPPONENT PLAYOFFS ALL-TIME TEAM HIGHS

OPPONENT PLAYOFFS ALL-TIME TEAM LOWS

NETS/OPPONENTS PLAYOFFS COMBINED RECORDS

NETS ALL-TIME HOME PLAYOFFS ATTENDANCE

NETS PLAYOFFS CAREER LEADERS

NETS ALL-TIME PLAYOFFS TOP INDIVIDUAL PERFORMANCES

NETS ALL-TIME PLAYOFFS INDIVIDUAL RECORDS

OPPONENT ALL-TIME PLAYOFFS TOP INDIVIDUAL RECORDS

OPPONENT ALL-TIME PLAYOFFS TOP INDIVIDUAL PERFORMANCES



# 2015-16 BROOKLYN NETS MEDIA GUIDE

## Nets Playoffs Game-by-Game Results

**Nets All-Time NBA Playoff Record: 62-80**

**Nets All-Time First Round Playoff Record: 35-49**

**Nets All-Time Second Round Playoff Record: 17-21**

**Nets All-Time Conference Finals Record: 8-2**

**Nets All-Time NBA Finals Record: 2-8**

**Series Record: 7-12**

**Series Record: 2-5**

**Series Record: 2-0**

**Series Record: 0-2**

### 1979 EASTERN CONFERENCE FIRST ROUND- SERIES: PHILADELPHIA 2 NETS 0

DATE	OPPONENT	SCORE	W/L	REC	SCORING	REBOUNDS	ASSISTS	ATTEN.
Apr. 11	@ Philadelphia	114-122	L	0-1	Williamson, 38	Johnson, 12	Jordan, 9	8,846
Apr. 13	PHILADELPHIA	101-111	L	0-2	King, 27	van Breda Kolff/ Johnson, 13	Jordan, 8	9,126

### 1982 EASTERN CONFERENCE FIRST ROUND- SERIES: WASHINGTON 2 NETS 0

DATE	OPPONENT	SCORE	W/L	REC	SCORING	REBOUNDS	ASSISTS	ATTEN.
Apr. 20	WASHINGTON	83-96	L	0-1	B. Williams, 23	B. Williams, 13	R. Williams, 8	14,015
Apr. 23	@ Washington	92-103	L	0-2	A. King, 25	Elmore, 9	R. Williams, 6	19,035

### 1983 EASTERN CONFERENCE FIRST ROUND- SERIES: NEW YORK 2 NETS 0

DATE	OPPONENT	SCORE	W/L	REC	SCORING	REBOUNDS	ASSISTS	ATTEN.
Apr. 20	NEW YORK	107-118	L	0-1	A. King, 17	B. Williams, 13	Birdsong/Cook, 6	15,672
Apr. 21	@ New York	99-105	L	0-2	A. King, 25	B. Williams, 10	Walker, 6	19,591

### 1984 EASTERN CONFERENCE FIRST ROUND- SERIES: NETS 3 PHILADELPHIA 2

DATE	OPPONENT	SCORE	W/L	REC	SCORING	REBOUNDS	ASSISTS	ATTEN.
Apr. 18	@ Philadelphia	116-101	W	1-0	Williams, 25	Williams, 16	Richardson, 9	12,511
Apr. 20	@ Philadelphia	116-102	W	2-0	Richardson, 32	Williams, 9	Richardson, 9	14,025
Apr. 22	PHILADELPHIA	100-108	L	2-1	Williams, 21	Williams, 17	Richardson, 11	12,399
Apr. 24	PHILADELPHIA	102-110	L	2-2	King, 20	Williams, 18	Richardson, 8	*20,149
Apr. 26	@ Philadelphia	101-98	W	3-2	Birdsong/Richardson, 24	Williams, 16	Birdsong/Richardson, 6	17,921

### 1984 EASTERN CONFERENCE SEMIFINALS- SERIES: MILWAUKEE 4 NETS 2

DATE	OPPONENT	SCORE	W/L	REC	SCORING	REBOUNDS	ASSISTS	ATTEN.
Apr. 29	@ Milwaukee	106-100	W	1-0	Dawkins, 32	Williams, 17	Richardson, 8	11,052
May 1	@ Milwaukee	94-98	L	1-1	Williams, 21	Williams, 18	Williams/Richardson, 5	11,052
May 3	MILWAUKEE	93-100	L	1-2	Dawkins, 31	Williams, 14	Cook/Richardson, 6	15,860
May 5	MILWAUKEE	106-99	W	2-2	Richardson, 24	Williams, 10	Birdsong, 7	14,623
May 8	@ Milwaukee	82-94	L	2-3	Dawkins, 20	Williams/Dawkins, 8	Richardson, 6	11,052
May 10	MILWAUKEE	97-98	L	2-4	Dawkins, 29	Williams, 12	Richardson, 9	15,283

### 1985 EASTERN CONFERENCE FIRST ROUND- SERIES: DETROIT 3 NETS 0

DATE	OPPONENT	SCORE	W/L	REC	SCORING	REBOUNDS	ASSISTS	ATTEN.
Apr. 18	@ Detroit	105-125	L	0-1	Williams, 23	Williams, 9	Richardson, 10	10,465
Apr. 21	@ Detroit	111-121	L	0-2	King, 27	Williams, 11	Richardson, 14	11,501
Apr. 24	DETROIT	115-116	L	0-3	Williams/King, 28	Williams, 12	Richardson, 10	9,999

### 1986 EASTERN CONFERENCE FIRST ROUND- SERIES: MILWAUKEE 3 NETS 0

DATE	OPPONENT	SCORE	W/L	REC	SCORING	REBOUNDS	ASSISTS	ATTEN.
Apr. 18	@ Milwaukee	107-119	L	0-1	Williams, 27	Williams, 14	Birdsong/Cook, 7	11,052
Apr. 20	@ Milwaukee	97-111	L	0-2	Gminski, 28	Williams, 13	Cook, 7	11,052
Apr. 22	MILWAUKEE	113-118	L	0-3	Birdsong, 28	Williams, 10	Ransley, 4	7,784

### 1992 EASTERN CONFERENCE FIRST ROUND- SERIES: CLEVELAND 3 NETS 1

DATE	OPPONENT	SCORE	W/L	REC	SCORING	REBOUNDS	ASSISTS	ATTEN.
Apr. 23	@ Cleveland	113-120	L	0-1	Petrovic, 40	Coleman, 11	Coleman, 9	16,512
Apr. 25	@ Cleveland	96-118	L	0-2	Coleman, 24	Coleman, 9	Blaylock, 6	20,273
Apr. 28	CLEVELAND	109-104	W	1-2	Morris, 28	Coleman, 11	Blaylock, 12	15,258
Apr. 30	CLEVELAND	89-98	L	1-3	Coleman/Morris, 22	Coleman, 14	Coleman, 6	13,071

### 1993 EASTERN CONFERENCE FIRST ROUND- SERIES: CLEVELAND 3 NETS 2

DATE	OPPONENT	SCORE	W/L	REC	SCORING	REBOUNDS	ASSISTS	ATTEN.
Apr. 29	@ Cleveland	98-114	L	0-1	Coleman, 31	Coleman, 10	Cheeks/George, 5	18,339
May 1	@ Cleveland	101-99	W	1-1	Coleman, 27	Coleman, 14	Robinson, 9	20,273
May 5	CLEVELAND	84-93	L	1-2	Coleman, 22	Coleman, 13	Robinson, 9	16,453
May 7	CLEVELAND	96-79	W	2-2	Coleman, 21	Coleman, 14	Coleman/Robinson, 8	15,283
May 9	@ Cleveland	89-99	L	2-3	Coleman, 33	Coleman, 16	Robinson, 12	17,388



# 2015-16 BROOKLYN NETS MEDIA GUIDE

## 1994 EASTERN CONFERENCE FIRST ROUND- SERIES: NEW YORK 3 NETS 1

DATE	OPPONENT	SCORE	W/L	REC	SCORING	REBOUNDS	ASSISTS	ATTEN.
Apr. 29	@ New York	80-91	L	0-1	Coleman, 27	Coleman/Gilliam, 10	Anderson, 6	19,763
May 1	@ New York	81-90	L	0-2	Anderson, 21	Coleman, 21	Coleman/Morris/ Anderson/Edwards, 3	19,763
May 4	NEW YORK	93-92 (OT)	W	1-2	Coleman, 25	Coleman, 17	Anderson, 11	*20,049
May 6	NEW YORK	92-102	L	1-3	Coleman, 31	Coleman, 9	Anderson, 7	*20,049

## 1998 EASTERN CONFERENCE FIRST ROUND- SERIES: CHICAGO 3 NETS 0

DATE	OPPONENT	SCORE	W/L	REC	SCORING	REBOUNDS	ASSISTS	ATTEN.
Apr. 24	@ Chicago	93-96 (OT)	L	0-1	Gatling, 24	Williams, 21	Douglas, 5	23,844
Apr. 26	@ Chicago	91-96	L	0-2	Kittles, 23	Williams, 11	Douglas, 12	23,844
Apr. 29	CHICAGO	101-116	L	0-3	Douglas, 19	Williams, 10	Douglas, 8	*20,049

## 2002 EASTERN CONFERENCE FIRST ROUND- SERIES: NETS 3 INDIANA 2

DATE	OPPONENT	SCORE	W/L	REC	SCORING	REBOUNDS	ASSISTS	ATTEN.
Apr 20	INDIANA	83- 89	L	0-1	Kidd-26	Martin-13	Kidd-9	18,555
Apr 22	INDIANA	95- 79	W	1-1	Kidd-20	Kidd-10	Kidd-9	*20,049
Apr 26	@ Indiana	85- 84	W	2-1	Kidd-24	Van Horn-12	Kidd-11	18,345
Apr 30	@ Indiana	74- 97	L	2-2	Martin-13	Martin-6	Kidd-6	18,345
May 2	INDIANA	120-109 (2 OT)	W	3-2	Kidd-31	Kidd/Martin-8	Kidd-7	*20,049

## 2002 EASTERN CONFERENCE SEMIFINALS- SERIES: NETS 4 CHARLOTTE 1

DATE	OPPONENT	SCORE	W/L	REC	SCORING	REBOUNDS	ASSISTS	ATTEN.
May 5	CHARLOTTE	99- 93	W	4-2	Kidd-21	Kidd-7	Kidd-7	19,071
May 7	CHARLOTTE	102- 88	W	5-2	Harris-24	Van Horn-11	Kidd-6	*20,049
May 9	@ Charlotte	97-115	L	5-3	Jefferson-16	Collins/Kidd-7	Kidd-6	11,363
May 12	@ Charlotte	89- 79	W	6-3	Kidd-24	Kidd/Van Horn-11	Kidd-8	13,864
May 15	CHARLOTTE	103- 95	W	7-3	Kidd-23	Martin-8	Kidd-13	*20,049

## 2002 EASTERN CONFERENCE FINALS- SERIES: NETS 4 BOSTON 2

DATE	OPPONENT	SCORE	W/L	REC	SCORING	REBOUNDS	ASSISTS	ATTEN.
May 19	BOSTON	104- 97	W	8-3	Kidd-18	Kidd-13	Kidd-11	*20,049
May 21	BOSTON	86- 93	L	8-4	Kidd-23	Kidd-16	Kidd-10	*20,049
May 25	@ Boston	90- 94	L	8-5	Kittles-19	MacCulloch-11	Kidd-11	18,624
May 27	@ Boston	94- 92	W	9-5	Kittles-22	Van Horn-10	Kidd-9	18,624
May 29	BOSTON	103- 92	W	10-5	Kittles-21	Kidd-12	Kidd-7	*20,049
May 31	@ Boston	96- 88	W	11-5	Martin-16	Kidd-13	Kidd-13	18,624

## 2002 NBA FINALS- SERIES: L.A. LAKERS 4 NETS 0

DATE	OPPONENT	SCORE	W/L	REC	SCORING	REBOUNDS	ASSISTS	ATTEN.
Jun 5	@ L.A. Lakers	94- 99	L	11-6	Kidd-23	Kidd-10	Kidd-10	18,997
Jun 7	@ L.A. Lakers	83-106	L	11-7	Kittles-23	Kidd-9	Kidd-7	18,997
Jun 9	L.A. LAKERS	103-106	L	11-8	Kidd-30	Kidd/ Van Horn-5	Kidd-10	*20,049
Jun 12	L.A. LAKERS	107-113	L	11-9	Martin-35	Martin-11	Kidd-12	*20,049

## 2003 EASTERN CONFERENCE FIRST ROUND- SERIES: NETS 4 MILWAUKEE 2

DATE	OPPONENT	SCORE	W/L	REC	SCORING	REBOUNDS	ASSISTS	ATTEN.
Apr 19	MILWAUKEE	109- 96	W	1-0	Martin-21	Martin-15	Kidd-14	16,102
Apr 22	MILWAUKEE	85- 88	L	1-1	Martin-22	Martin-12	Kidd-8	17,633
Apr 24	@ Milwaukee	103-101	W	2-1	Kidd-26	Collins/Martin-8	Kidd-7	17,539
Apr 26	@ Milwaukee	114-119 (OT)	L	2-2	Martin-30	Collins-8	Kidd-10	18,391
Apr 29	MILWAUKEE	89- 82	W	3-2	Kidd-19	Jefferson-16	Kidd/Martin-5	16,601
May 1	@ Milwaukee	113-101	W	4-2	Martin-29	Kidd-11	Kidd-11	18,717

## 2003 EASTERN CONFERENCE SEMIFINALS- SERIES: NETS 4 BOSTON 0

DATE	OPPONENT	SCORE	W/L	REC	SCORING	REBOUNDS	ASSISTS	ATTEN.
May 5	BOSTON	97- 93	W	5-2	Martin-21	Jefferson/Williams-9	Kidd-9	17,343
May 7	BOSTON	104- 95	W	6-2	Jefferson-25	Kidd-11	Kidd-8	*20,049
May 9	@ Boston	94- 76	W	7-2	Martin-25	Kidd-9	Kidd-11	18,624
May 12	@ Boston	110-101 (2OT)	W	8-2	Kidd-29	Kidd/ Martin-10	Kidd-8	18,624

## 2003 EASTERN CONFERENCE FINALS- SERIES: NETS 4 DETROIT 0

DATE	OPPONENT	SCORE	W/L	REC	SCORING	REBOUNDS	ASSISTS	ATTEN.
May 18	@ Detroit	76- 74	W	9-2	Martin-16	Collins-10	Kidd-7	22,076
May 20	@ Detroit	88- 86	W	10-2	Martin-25	Collins-14	Kidd-5	22,076
May 22	DETROIT	97- 85	W	11-2	Kidd-34	Kidd-12	Kidd-6	*20,049
May 24	DETROIT	102- 82	W	12-2	Kidd-26	Kidd-12	Kidd-7	*20,049



# 2015-16 BROOKLYN NETS MEDIA GUIDE

## 2003 NBA FINALS- SERIES: SAN ANTONIO 4 NETS 2

DATE	OPPONENT	SCORE	W/L	REC	SCORING	REBOUNDS	ASSISTS	ATTEN.
Jun 4	@ San Antonio	89-101	L	12-3	Martin-21	Martin-12	Kidd-10	18,797
Jun 6	@ San Antonio	87- 85	W	13-3	Kidd-30	Harris/Kidd-7	Martin-4	18,797
Jun 8	SAN ANTONIO	79- 84	L	13-4	Martin-23	Martin-11	Kidd-11	*20,049
Jun 11	SAN ANTONIO	77- 76	W	14-4	Martin-20	Martin-13	Kidd-9	*20,049
Jun 13	SAN ANTONIO	83- 93	L	14-5	Kidd-29	Martin-9	Kidd-7	*20,049
Jun 15	@ San Antonio	77- 88	L	14-6	Kidd-21	Martin-10	Kidd-7	18,797

## 2004 EASTERN CONFERENCE FIRST ROUND- SERIES: NETS 4 NEW YORK 0

DATE	OPPONENT	SCORE	W/L	REC	SCORING	REBOUNDS	ASSISTS	ATTEN.
Apr 17	NEW YORK	107- 83	W	1-0	Jefferson-21	Martin-12	Kidd-13	18,206
Apr 20	NEW YORK	99- 81	W	2-0	Martin-22	Martin-16	Kidd-8	*19,968
Apr 22	@ New York	81- 78	W	3-0	Kidd/Martin-19	Martin-15	Jefferson-10	19,763
Apr 25	@ New York	100- 94	W	4-0	Martin-36	Martin-13	Kidd-7	19,763

## 2004 EASTERN CONFERENCE SEMIFINALS- SERIES: DETROIT 4 NETS 3

DATE	OPPONENT	SCORE	W/L	REC	SCORING	REBOUNDS	ASSISTS	ATTEN.
May 3	@ Detroit	56- 78	L	4-1	Kittles-15	Kidd-7	Kidd-6	22,076
May 7	@ Detroit	80- 95	L	4-2	Jefferson/Martin-19	Collins-10	Kidd-11	22,076
May 9	DETROIT	82- 64	W	5-2	Jefferson-30	Martin-9	Kidd-12	19,000
May 11	DETROIT	94- 79	W	6-2	Kidd-22	Martin-15	Kidd-11	*19,968
May 14	@ Detroit	127-120 (3OT)	W	7-2	Jefferson-31	Kittles/Jefferson-11	Kidd-8	22,076
May 16	DETROIT	75- 81	L	7-3	Jefferson-23	Jefferson/Martin-7	Kidd-8	*19,968
May 20	@ Detroit	69- 90	L	7-4	Kittles-18	Martin-12	Kidd-7	22,076

## 2005 EASTERN CONFERENCE FIRST ROUND- SERIES: MIAMI 4 NEW JERSEY 0

DATE	OPPONENT	SCORE	W/L	REC	SCORING	REBOUNDS	ASSISTS	ATTEN.
Apr 24	@ Miami	98- 116	L	0-1	Carter-27	Carter-10	Carter-8	20,212
Apr 26	@ Miami	87- 104	L	0-2	Krstic-27	Krstic/Collins-8	Best/Kidd-5	20,276
Apr 28	MIAMI	105- 108 (OT)	L	0-3	Carter-36	Kidd-16	Kidd-13	*20,174
May 1	MIAMI	97- 110	L	0-4	Kidd-25	Carter-10	Kidd-7	*20,174

## 2006 EASTERN CONFERENCE FIRST ROUND- SERIES: NEW JERSEY 4 INDIANA 2

DATE	OPPONENT	SCORE	W/L	REC	SCORING	REBOUNDS	ASSISTS	ATTEN.
Apr 23	INDIANA	88- 90	L	0-1	Carter-31	Carter-13	Kidd-8	18,752
Apr 25	INDIANA	90- 75	W	1-1	Carter-33	Kidd-11	Kidd-13	18,472
Apr 27	@ Indiana	95-107	L	1-2	Jefferson/Carter-25	Kidd/Collins-6	Jefferson-7	14,706
Apr 29	@ Indiana	97- 88	W	2-2	Carter-28	Krstic-8	Kidd-8	16,401
May 2	INDIANA	92- 86	W	3-2	Carter-34	Carter-15	Kidd-15	18,804
May 4	@ Indiana	96- 90	W	4-2	Jefferson-30	Kidd-12	Kidd-11	16,586

## 2006 EASTERN CONFERENCE SEMIFINALS- SERIES: MIAMI 4 NEW JERSEY 1

DATE	OPPONENT	SCORE	W/L	REC	SCORING	REBOUNDS	ASSISTS	ATTEN.
May 8	@ Miami	100- 88	W	5-2	Carter-27	Kidd-9	Kidd-7	20,208
May 10	@ Miami	89-111	L	5-3	Carter-22	Krstic-7	Kidd-6	20,227
May 12	MIAMI	92-103	L	5-4	Carter-43	Collins-11	Kidd-12	*20,102
May 14	MIAMI	92-102	L	5-5	Carter-26	Krstic-14	Kidd-12	19,474
May 16	@ Miami	105-106	L	5-6	Jefferson/Carter-33	Jefferson/Murray/Carter, 7	Kidd-8	20,255

## 2007 EASTERN CONFERENCE FIRST ROUND- SERIES: NEW JERSEY 4 TORONTO 2

DATE	OPPONENT	SCORE	W/L	REC	SCORING	REBOUNDS	ASSISTS	ATTEN.
April 21	@ Toronto	96-91	W	1-0	Jefferson-28	Kidd-10	Kidd-15	20,330
April 24	@ Toronto	83-89	L	1-1	Carter-19	Carter/ Kidd-11	Kidd-7	20,239
April 27	TORONTO	102-89	W	2-1	Carter-37	Kidd-16	Kidd-19	17,147
April 29	TORONTO	102-81	W	3-1	Carter-27	Kidd-8	Kidd-13	*20,032
May 1	@ Toronto	96-98	L	3-2	Carter-30	Moore-10	Kidd-10	20,511
May 4	TORONTO	98-97	W	4-2	Jefferson-24	Kidd/ Moore-8	Kidd-15	17,242





# 2015-16 BROOKLYN NETS MEDIA GUIDE

## 2007 EASTERN CONFERENCE SEMIFINALS- SERIES: CLEVELAND 4 NEW JERSEY 2

DATE	OPPONENT	SCORE	W/L	REC	SCORING	REBOUNDS	ASSISTS	ATTEN.
May 6	@ Cleveland	77-81	L	0-1	Carter-21	Carter-13	Kidd-9	20,562
May 8	@ Cleveland	92-102	L	0-2	Carter-26	Kidd-10	Kidd-8	20,562
May 12	CLEVELAND	96-85	W	1-2	Carter/ Kidd-23	Kidd-13	Kidd-14	*20,032
May 14	CLEVELAND	85-87	L	1-3	Carter-25	Kidd-17	Carter-9	*20,032
May 16	@ Cleveland	83-72	W	2-3	Kidd-20	Kidd-9	Carter-10	20,562
May 18	CLEVELAND	72-88	L	2-4	Kidd-19	Kidd-12	Kidd-8	*20,032

## 2013 EASTERN CONFERENCE FIRST ROUND- SERIES: CHICAGO 4 BROOKLYN 3

DATE	OPPONENT	SCORE	W/L	REC	SCORING	REBOUNDS	ASSISTS	ATTEN.
April 20	CHICAGO	106-89	W	1-0	Williams-22	Evans-13	Williams-7	17,732
April 22	CHICAGO	82-90	L	1-1	Lopez-21	Evans-8	Williams-10	17,732
April 25	@ Chicago	76-79	L	1-2	Lopez-22	Evans-12	Williams-4	21,672
April 27	@ Chicago	134-142 (3OT)	L	1-3	Williams-32	Evans-13	Williams-10	21,758
April 29	CHICAGO	110-91	W	2-3	Lopez-28	Evans-12	Williams-10	17,732
May 2	@ Chicago	95-92	W	3-3	Lopez/Williams/ Johnson-17	Evans-15	Williams-11	21,810
May 4	CHICAGO	93-99	L	3-4	Williams-24	Evans-13	Williams-7	17,732

## 2014 EASTERN CONFERENCE FIRST ROUND- SERIES: BROOKLYN 4, TORONTO 3

DATE	OPPONENT	SCORE	W/L	REC	SCORING	REBOUNDS	ASSISTS	ATTEN.
April 19	@ Toronto	94-87	W	1-0	Johnson/Williams-24	Garnett/Johnson-8	Johnson/Pierce-4	19,800
April 22	@ Toronto	95-100	L	1-1	Johnson-18	Pierce/Plumlee-6	Livingston/Williams-5	20,382
April 25	TORONTO	102-98	W	2-1	Johnson-29	Livingston-6	Williams-8	17,732
April 27	TORONTO	79-87	L	2-2	Pierce-22	Blatche-7	Williams-6	17,732
April 30	@ Toronto	113-115	L	2-3	Johnson-30	Teletovic-7	Williams-9	20,393
May 2	TORONTO	97-83	W	3-3	Williams-23	Anderson-9	Williams-4	17,732
May 4	@ Toronto	104-103	W	4-3	Johnson-26	Garnett-11	Johnson/Williams-4	20,457

## 2014 EASTERN CONFERENCE SEMIFINALS- SERIES: MIAMI 4, BROOKLYN 1

DATE	OPPONENT	SCORE	W/L	REC	SCORING	REBOUNDS	ASSISTS	ATTEN.
May 6	@ Miami	86-107	L	0-1	Johnson/Williams-17	Pierce-6	Livingston/Williams-3	19,470
May 8	@ Miami	82-94	L	0-2	Teletovic-20	Garnett-12	Williams-6	19,639
May 10	MIAMI	104-90	W	1-2	Johnson-19	Blatche-10	Williams-11	17,732
May 12	MIAMI	96-102	L	1-3	Johnson-18	Blatche-8	Williams-7	17,732
May 14	@ Miami	94-96	L	1-4	Johnson-34	Garnett-8	Williams-4	19,615

## 2015 EASTERN CONFERENCE FIRST ROUND- SERIES: ATLANTA 4, BROOKLYN 2

DATE	OPPONENT	SCORE	W/L	REC	SCORING	REBOUNDS	ASSISTS	ATTEN.
April 19	@ Atlanta	92-99	L	0-1	Johnson/Lopez -17	Lopez-14	Johnson-6	18,440
April 22	@ Atlanta	91-96	L	0-2	Jack-23	Williams-10	Williams-8	18,207
April 25	ATLANTA	91-83	W	1-2	Lopez-22	Lopez-13	Jack-8	17,732
April 27	ATLANTA	120-115	W/OT	2-2	Williams-35	Lopez-10	Williams-7	17,732
April 29	@ Atlanta	97-107	L	2-3	Anderson-23	Johnson-9	Williams/Jack-6	18,105
May 1	ATLANTA	87-111	L	2-4	Lopez-19	Lopez-7	Johnson-6	17,732



# 2015-16 BROOKLYN NETS MEDIA GUIDE

## Nets Playoffs All-Time Team Highs

CATEGORY			OPPONENT	DATE
POINTS	Game	134	@ Chicago (3OT)	04/27/13
		127	@ Detroit (3OT)	05/14/04
		120	Indiana (2 OT)	05/02/02
		116	@ Philadelphia	04/18/84
		116	@ Philadelphia	04/20/84
		73	Milwaukee	04/22/86
		69	@ Philadelphia	04/11/79
		69	@ Toronto	04/30/14
		39	@ Philadelphia	04/18/84
		37	Milwaukee	04/22/86
		34	@ Milwaukee	04/19/03
		44	@ Toronto	04/30/14
		49	@ Cleveland	04/23/92
		109	Philadelphia	04/13/79
FIELD GOALS MADE	Game	49	@ Cleveland	04/23/92
FIELD GOALS ATTEMPTED	Game	109	Philadelphia	04/13/79
FIELD GOAL PERCENTAGE	Game	.600 (39-65)	Chicago	04/29/98
3-PT FIELD GOALS MADE	Game	15	Miami	05/10/14
3-PT FIELD GOALS ATTEMPTED	Game	31	Atlanta (OT)	04/27/15
		27	Toronto	04/29/07
3-PT FIELD GOAL PERCENTAGE	Game	.700 (7-10)	Boston	05/07/03
FREE THROWS MADE	Game	42	@ Detroit (3OT)	05/14/04
		38	@ New York	05/01/94
FREE THROWS ATTEMPTED	Game	55	@ Detroit (3OT)	05/14/04
		52	@ Milwaukee	05/08/84
FREE THROW PERCENTAGE	Game	.933 (14-15)	Toronto	04/27/07
REBOUNDS	Game	57	Miami (2OT)	04/28/05
		56	@ Detroit (3OT)	05/14/04
		54	Milwaukee	04/29/03
		54	@ Milwaukee	04/29/84
		24	New York	04/20/83
OFFENSIVE REBOUNDS	Game	44	@ Detroit (3OT)	05/14/04
DEFENSIVE REBOUNDS	Game	40	Boston	05/19/02
		40	Boston	05/21/02
		40	Indiana	05/02/06
		40	Atlanta	04/25/15
		34	Cleveland	04/28/92
ASSISTS	Game	42	@ Detroit (3OT)	05/14/04
PERSONAL FOULS	Game	38	Milwaukee	05/03/84
		17	@ Philadelphia	04/26/84
STEALS	Game	14	Cleveland	05/07/93
BLOCKED SHOTS	Game	26	@ Philadelphia	04/20/84
TURNOVERS	Game	4	@ Detroit (3OT)	05/14/04
DISQUALIFICATIONS	Game	3	Milwaukee	05/03/84
MARGIN OF VICTORY	24 points	107-83	New York	04/17/04
	21 points	102-81	Toronto	04/29/07
	20 points	102-82	Detroit	05/24/03
	19 points	110-91	Chicago	04/29/13
	18 points	94-76	@ Boston	05/09/03
	18 points	99-81	New York	04/20/04
	18 points	82-64	Detroit	05/09/04



# 2015-16 BROOKLYN NETS MEDIA GUIDE

## Nets Playoffs All-Time Team Lows

CATEGORY			OPPONENT	DATE
POINTS	Game	56	@ Detroit	05/03/04
	First Half	25	@ Detroit	05/03/04
	Second Half	30	New York	05/04/94
	First Quarter	13	@ New York	04/29/94
	Second Quarter	9	San Antonio	06/08/03
	Third Quarter	11	San Antonio	06/11/03
		11	@ Detroit	05/07/04
		11	Chicago	04/22/13
	Fourth Quarter	6	@ Cleveland	05/06/07
	Game	19	@ Detroit	05/03/04
FIELD GOALS MADE	Game	65	Chicago	04/29/98
FIELD GOALS ATTEMPTED		65	Toronto	05/04/07
		65	@ Cleveland	05/08/07
FIELD GOAL PERCENTAGE	Game	.271 (19-70)	@ Detroit	05/03/04
FREE THROWS MADE	Game	3	Cleveland	05/07/93
FREE THROWS ATTEMPTED	Game	3	Cleveland	05/07/93
FREE THROW PERCENTAGE	Game	.429 (9-21)	Philadelphia	04/22/84
REBOUNDS	Game	21	Chicago	04/29/98
OFFENSIVE REBOUNDS	Game	3	@ Miami	05/16/06
		3	@ Cleveland	05/08/07
		3	Toronto	04/25/14
	Game	14	Chicago	04/29/98
DEFENSIVE REBOUNDS	Game	11	@ New York	04/29/94
ASSISTS		11	@ Miami	05/06/14
	Game	14	Toronto	05/02/14
PERSONAL FOULS	Game	1	Miami	05/14/06
STEALS	Game	0	@ Miami	04/24/05
BLOCKED SHOTS		0	@ Miami	05/16/06
		0	@ Atlanta	04/19/15
	Game	6	Indiana	04/23/06
	24 points	111-87	Atlanta	05/01/15
MARGIN OF LOSS	23 points	97-74	@ Indiana	04/30/02
	23 points	106-83	@ L.A. Lakers	06/07/02
	22 points	96-118	@ Cleveland	04/25/92
	22 points	78-56	@ Detroit	05/03/04
	22 points	111-89	@ Miami	05/10/06



# 2015-16 BROOKLYN NETS MEDIA GUIDE

## Opponent Playoffs All-Time Team Highs

CATEGORY			OPPONENT	DATE
POINTS	One Game	142	@ Chicago (3OT)	04/27/13
		125	@ Detroit	04/18/85
	First Half	68	@ Cleveland	04/23/92
		68	@ Cleveland	04/29/93
	Second Half	67	@ Philadelphia	04/11/79
	First Quarter	41	@ Miami	05/10/06
	Second Quarter	36	Detroit	04/24/85
	Third Quarter	41	Atlanta	05/01/15
	Fourth Quarter	41	@ Boston	05/27/02
	Game	58	@ Chicago (3OT)	04/27/13
FIELD GOALS MADE		53	@ Philadelphia	04/11/79
FIELD GOALS ATTEMPTED	Game	111	@ Detroit (3OT)	05/14/04
		109	@ Chicago (3OT)	04/27/13
FIELD GOAL PERCENTAGE	Game	98	@ Philadelphia	04/11/79
		.615 (48-78)	@ Milwaukee	04/18/86
3-PT FIELD GOALS MADE	Game	13	Atlanta (OT)	04/29/15
		13	Atlanta	05/01/15
3-PT FIELD GOALS ATTEMPTED	Game	13	@ Atlanta	04/27/15
		33	@ Atlanta (OT)	04/29/15
		33	Atlanta	04/27/15
		42	Milwaukee	05/03/84
FREE THROWS MADE	Game	55	Milwaukee	05/03/84
FREE THROWS ATTEMPTED	Game	.955 (21-22)	@ Atlanta	04/19/15
FREE THROW PERCENTAGE	Game	65	Philadelphia	04/13/79
REBOUNDS	Game	24	Philadelphia	04/13/79
OFFENSIVE REBOUNDS	Game	24	Cleveland	04/28/92
		44	@ San Antonio	06/15/03
DEFENSIVE REBOUNDS	Game	37	@ Philadelphia	04/11/79
ASSISTS	Game	41	@ Detroit (3OT)	05/14/04
PERSONAL FOULS	Game	38	Milwaukee	04/22/86
		16	@ Boston (2OT)	05/12/03
STEALS	Game	16	@ Detroit (3OT)	05/14/04
		13	@ Indiana	04/30/02
		13	Charlotte	05/05/02
		13	Boston	05/19/02
		13	New York	04/20/04
		13	@ Charlotte	05/12/02
		13	@ San Antonio	06/15/03
BLOCKED SHOTS	Game	26	Philadelphia	04/13/79
TURNOVERS	Game	26	Milwaukee	05/03/84
		4	@ Detroit (3OT)	05/14/04
DISQUALIFICATIONS	Game	3	@ Milwaukee	04/29/84
		3	Indiana	05/02/02
		142	@ Chicago (3OT)	04/27/13
HIGHEST SCORES	Game	125	@ Detroit	04/18/85
		122	@ Philadelphia	04/11/79
		121	@ Detroit	04/21/85





# 2015-16 BROOKLYN NETS MEDIA GUIDE

## Opponent Playoffs All-Time Team Lows

CATEGORY			OPPONENT	DATE
POINTS	One Game	64	Detroit	05/09/04
	First Half	33	San Antonio	06/08/03
	Second Half	26	Detroit	05/09/04
	First Quarter	13	@ Boston	05/25/02
		13	Detroit	05/09/04
	Second Quarter	14	Indiana	04/25/06
	Third Quarter	8	Cleveland	05/18/07
	Fourth Quarter	11	@ Milwaukee	04/26/03
FIELD GOALS MADE	Game	22	Detroit	05/09/04
FIELD GOALS ATTEMPTED	Game	61	Milwaukee	05/03/84
FIELD GOAL PERCENTAGE	Game	.289 (26-90)	San Antonio	06/11/03
		.289 (22-76)	Detroit	05/09/04
FREE THROWS MADE	Game	6	@ Cleveland	05/06/07
		6	Milwaukee	04/19/03
FREE THROWS ATTEMPTED	Game	11	@ Cleveland	05/06/07
FREE THROW PERCENTAGE	Game	.450 (9-20)	Milwaukee	04/22/03
REBOUNDS	Game	27	Detroit	05/24/03
		27	Miami	05/10/14
OFFENSIVE REBOUNDS	Game	3	Toronto	05/04/07
DEFENSIVE REBOUNDS	Game	16	Chicago	04/29/98
ASSISTS	Game	10	Detroit	05/09/04
PERSONAL FOULS	Game	10	Cleveland	05/07/93
STEALS	Game	3	@ Milwaukee	04/29/84
		3	Milwaukee	05/05/84
		3	@ Milwaukee (OT)	04/26/03
		3	@ Toronto	05/01/07
		3	@ Toronto	04/22/14
		3	@ Miami	05/10/06
BLOCKED SHOTS	Game	0	@ Miami	05/10/06
TURNOVERS	Game	8	Chicago	05/04/13
		8	@ Miami	05/08/14
LOWEST SCORES	Game	64	Detroit	05/09/04
		72	@ Cleveland	05/16/07
		74	@ Detroit	05/18/03
		75	Indiana	04/25/06
		76	@ Boston	05/09/03
		76	San Antonio	06/11/03



# 2015-16 BROOKLYN NETS MEDIA GUIDE

## Nets/Opponent Playoffs Combined Records

CATEGORY			OPPONENT	DATE
POINTS	One Game	276	@ Chicago (3OT)	04/27/13
		236	@ Philadelphia	04/11/79
	First Half	129	@ Cleveland	04/23/92
	Second Half	136	@ Philadelphia	04/11/79
	First Quarter	68	@ Philadelphia	04/18/84
	Second Quarter	68	Milwaukee	04/02/86
	Third Quarter	64	@ Miami	04/24/05
	Fourth Quarter	78	@ Philadelphia	04/11/79
FIELD GOALS MADE	Game	106	@ Chicago (3OT)	04/27/13
		98	@ Philadelphia	04/11/79
FIELD GOALS ATTEMPTED	Game	206	@ Chicago (3OT)	04/27/13
		201	Philadelphia	04/13/79
3-PT FIELD GOALS MADE	Game	27	Atlanta (OT)	04/27/15
		23	@ Atlanta	04/29/15
		23	Miami	05/10/14
		23	@ Toronto	04/30/14
		64	Atlanta (OT)	04/27/15
3-PT FIELD GOALS ATTEMPTED	Game	57	@ Atlanta	04/22/15
		72	@ Detroit (3OT)	05/14/04
FREE THROWS MADE	Game	66	Milwaukee	04/22/86
		97	@ Detroit (3OT)	05/14/04
FREE THROWS ATTEMPTED	Game	93	Milwaukee	04/22/86
		113	Philadelphia	04/13/79
REBOUNDS	Game	47	Philadelphia	04/13/79
OFFENSIVE REBOUNDS	Game	82	Boston	05/21/02
DEFENSIVE REBOUNDS	Game	62	@ Milwaukee	04/18/86
ASSISTS	Game	83	@ Detroit (3OT)	05/14/04
PERSONAL FOULS	Game	74	Milwaukee	04/22/86
		29	@ Boston (2OT)	05/12/03
STEALS	Game	25	@ Philadelphia	04/26/84
		23	San Antonio	06/11/03
BLOCKED SHOTS	Game	54	@ Philadelphia	04/20/84
TURNOVERS	Game	8	@ Detroit (3OT)	05/14/04
DISQUALIFICATIONS	Game	5	Milwaukee	05/03/84

## Nets All-Time Home Playoffs Attendance

YEAR	GAMES	TOTAL	AVG
1979	1	9,126	9,126
1982	1	14,015	14,015
1983	1	15,672	15,672
1984	5	78,314	15,663
1985	1	9,999	9,999
1986	1	7,784	7,784
1992	2	28,329	14,165
1993	2	31,736	15,868
1994	2	40,098	20,049
1998	1	19,889	19,889
2002	11	216,082	19,644
2003	10	185,299	18,530
2004	5	96,952	19,390
2005	2	40,348	20,174
2006	5	95,604	19,121
2007	6	114,517	19,086
2013	4	70,928	17,732
2014	5	88,660	17,732
2015	3	53,196	17,732



# 2015-16 BROOKLYN NETS MEDIA GUIDE

## Nets Playoffs Career Leaders

### GAMES PLAYED

1.	Richard Jefferson	78
	Jason Kidd	78
3.	Jason Collins	75
4.	Lucious Harris	54
5.	Kerry Kittles	54

### MINUTES PLAYED

1.	Jason Kidd	3,245
2.	Richard Jefferson	2,678
3.	Kenyon Martin	1,935
4.	Jason Collins	1,781
5.	Kerry Kittles	1,734

### POINTS

1.	Jason Kidd	1,308
2.	Richard Jefferson	1,181
3.	Kenyon Martin	924
4.	Vince Carter	701
5.	Kerry Kittles	664

### FIELD GOALS ATTEMPTED

1.	Jason Kidd	1,171
2.	Richard Jefferson	886
3.	Kenyon Martin	785
4.	Kerry Kittles	590
5.	Vince Carter	575

### FIELD GOALS MADE

1.	Jason Kidd	466
2.	Richard Jefferson	420
3.	Kenyon Martin	359
4.	Kerry Kittles	250
5.	Vince Carter	241

### FREE THROWS ATTEMPTED

1.	Richard Jefferson	413
2.	Jason Kidd	325
3.	Kenyon Martin	288
4.	Vince Carter	232
5.	Buck Williams	172

### ASSISTS

1.	Jason Kidd	710
2.	Richard Jefferson	195
3.	Deron Williams	162
4.	Vince Carter	145
5.	Kenyon Martin	126

### STEALS

1.	Jason Kidd	144
2.	Kerry Kittles	87
3.	Kenyon Martin	66
4.	Richard Jefferson	63
5.	M.R. Richardson	43

### FREE THROWS MADE

1.	Richard Jefferson	305
2.	Jason Kidd	255
3.	Kenyon Martin	203
4.	Vince Carter	178
5.	Buck Williams	110

### 3 POINT FIELD GOALS MADE

1.	Jason Kidd	121
2.	Kerry Kittles	66
3.	Deron Williams	46
4.	Joe Johnson	44
5.	Vince Carter	44

### 3 POINT FIELD GOALS ATTEMPTED

1.	Jason Kidd	403
2.	Kerry Kittles	196
3.	Joe Johnson	133
4.	Vince Carter	131
5.	Deron Williams	122

### REBOUNDS

1.	Jason Kidd	642
2.	Kenyon Martin	424
3.	Richard Jefferson	422
4.	Jason Collins	331
5.	Buck Williams	262

### OFFENSIVE REBOUNDS

1.	Jason Kidd	149
2.	Jason Collins	138
3.	Kenyon Martin	105
4.	Buck Williams	103
5.	Richard Jefferson	78

### DEFENSIVE REBOUNDS

1.	Jason Kidd	493
2.	Richard Jefferson	344
3.	Kenyon Martin	319
4.	Jason Collins	193
5.	Buck Williams	159

### BLOCKED SHOTS

1.	Kenyon Martin	70
2.	Aaron Williams	40
3.	Brook Lopez	34
4.	Jason Collins	33
5.	Richard Jefferson	30

### PERSONAL FOULS

1.	Jason Collins	290
2.	Kenyon Martin	228
3.	Richard Jefferson	212
4.	Jason Kidd	179
5.	Aaron Williams	173



# 2015-16 BROOKLYN NETS MEDIA GUIDE

## Nets All-Time Playoffs Top Individual Performances

### POINTS

PLAYER	OPPONENT	DATE
1. Vince Carter	43 Miami	05/12/06
2. Drazen Petrovic	40 @ Cleveland	04/23/92
3. John Williamson	38 @ Philadelphia	04/11/79
4. Vince Carter	37 Toronto	04/27/07
5. Vince Carter	36 Miami	04/28/05
Kenyon Martin	36 @ New York	04/25/04

### FIELD GOALS MADE

PLAYER	OPPONENT	DATE
1. Drazen Petrovic	17 @ Cleveland	04/23/92
Vince Carter	17 Miami	05/12/06
3. Vince Carter	15 Toronto	04/27/07
Vince Carter	15 Miami	04/28/05
Kenyon Martin	15 L.A. Lakers	06/12/02
Joe Johnson	15 @ Miami	05/14/14

### FIELD GOALS ATTEMPTED

PLAYER	OPPONENT	DATE
1. Vince Carter	37 Miami	04/28/05
2. John Williamson	34 Philadelphia	04/13/79
Vince Carter	34 Miami	05/12/06
4. Vince Carter	33 Indiana	04/23/06
5. Drazen Petrovic	31 @ Cleveland	04/23/92

### FREE THROWS MADE

PLAYER	OPPONENT	DATE
1. Derrick Coleman	21 New York	05/06/94
2. Darryl Dawkins	16 @ Milwaukee	04/29/84
3. Vince Carter	15 @ Miami	05/08/06
4. 6 Times	13	

### FREE THROWS ATTEMPTED

PLAYER	OPPONENT	DATE
1. Derrick Coleman	25 New York	05/06/94
2. Vince Carter	19 @ Miami	05/08/06
3. Darryl Dawkins	18 @ Milwaukee	04/29/84
Richard Jefferson	18 @ Detroit (3OT)	05/14/04
5. Darryl Dawkins	17 Milwaukee	05/03/84

### THREE-POINTERS MADE

PLAYER	OPPONENT	DATE
1. Deron Williams	7 Atlanta	04/27/15
2. Mirza Teletovic	6 @ Miami	05/08/14
3. Joe Johnson	5 Miami	05/10/14
Deron Williams	5 @ Chicago (3OT)	04/27/13
Jason Kidd	5 (3) Cleveland	05/12/07
Vince Carter	5 Toronto	04/29/07
Keith Van Horn	5 Indiana	05/02/02

### REBOUNDS

PLAYER	OPPONENT	DATE
1. Derrick Coleman	21 @ New York	05/01/94
Jayson Williams	21 Chicago (OT)	04/24/98
3. Buck Williams	18 Philadelphia	04/24/84
Buck Williams	18 @ Milwaukee	05/01/84
5. Buck Williams	17 Philadelphia	04/22/84
Buck Williams	17 @ Milwaukee	04/29/84
Derrick Coleman	17 New York (OT)	05/04/94
Jason Kidd	17 Cleveland	05/14/07

### ASSISTS

PLAYER	OPPONENT	DATE
1. Jason Kidd	19 Toronto	04/27/07
2. Jason Kidd	15 Indiana	05/02/06
3. M.R. Richardson	14 @ Detroit	04/21/85
Jason Kidd	14 Milwaukee	04/19/03
Jason Kidd	14 Cleveland	05/12/07

### STEALS

PLAYER	OPPONENT	DATE
1. Otis Birdsong	6 @ Philadelphia	04/26/84
M.R. Richardson	6 @ Philadelphia	04/26/84
Vince Carter	6 @ Indiana	04/29/06
4. Eddie Jordan	5 Philadelphia	04/13/79
M.R. Richardson	5 @ Philadelphia	04/18/84
Darwin Cook	5 @ Milwaukee	04/18/86
Mookie Blaylock	5 Cleveland	04/30/92
Jason Kidd	5 Charlotte	05/15/02
Jason Kidd	5 @ Miami	04/26/05

### BLOCKED SHOTS

PLAYER	OPPONENT	DATE
1. Derrick Coleman	9 Cleveland	05/07/93
2. Brook Lopez	7 @ Chicago	04/25/13
3. George Johnson	5 @ Philadelphia	04/11/79
Mike Gminski	5 @ Philadelphia	04/18/84
Todd MacCulloch	5 Charlotte	05/05/02

### THREE-POINTERS ATTEMPTED

PLAYER	OPPONENT	DATE
1. Deron Williams	11 Atlanta	04/27/15
Deron Williams	11 @ Chicago (3OT)	04/27/13
3. Deron Williams	10 Toronto	05/02/14
Jason Kidd	10 (3) Miami	05/01/01
5. 7 times	9	





# 2015-16 BROOKLYN NETS MEDIA GUIDE

## Nets All-Time Playoffs Individual Records

CATEGORY		PLAYER	TEAM	DATE
POINTS	43	Vince Carter	Miami	05/12/06
FIELD GOALS MADE	17	Vince Carter	Miami	05/12/06
	17	Drazen Petrovic	@ Cleveland	04/23/92
FIELD GOALS ATTEMPTED	37	Vince Carter	Miami	04/28/05
3-PT FIELD GOALS MADE	7	Deron Williams	Atlanta	04/27/15
3-PT FIELD GOALS ATTEMPTED	11	Deron Williams	@ Chicago (3OT)	04/27/13
	11	Deron Williams	Atlanta	04/27/15
FREE THROWS MADE	21	Derrick Coleman	New York	05/06/94
FREE THROWS ATTEMPTED	25	Derrick Coleman	New York	05/06/94
FREE THROW PERCENTAGE	1.000 (13-13)	Darryl Dawkins	Milwaukee	05/10/84
REBOUNDS	21	Jayson Williams	@ Chicago (OT)	04/24/98
	21	Derrick Coleman	@ New York	05/01/94
OFFENSIVE REBOUNDS	11	Jayson Williams	@ Chicago (OT)	04/24/98
DEFENSIVE REBOUNDS	17	Derrick Coleman	@ New York	05/01/94
ASSISTS	19	Jason Kidd	Toronto	04/27/07
STEALS	6	Vince Carter	@ Indiana	04/29/06
	6	M.R. Richardson	@ Philadelphia	04/26/84
	6	Otis Birdsong	@ Philadelphia	04/26/84
BLOCKED SHOTS	9	Derrick Coleman	Cleveland	05/07/93
TURNOVERS	11	John Williamson	@ Philadelphia	04/11/79
MINUTES PLAYED	58	Deron Williams	@ Chicago (3OT)	04/27/13



# 2015-16 BROOKLYN NETS MEDIA GUIDE

## Opponent All-Time Playoffs Top Individual Records

CATEGORY		PLAYER	OPPONENT	DATE
POINTS	49	LeBron James	Miami	05/12/14
FIELD GOALS MADE	16	LeBron James	Miami	05/12/14
	16	Bernard King	New York	04/20/83
	16	Michael Jordan	Chicago	04/29/98
	16	Anthony Johnson	@ Indiana	05/04/06
FIELD GOALS ATTEMPTED	32	Antoine Walker	Boston	05/21/02
3-PT FIELD GOALS MADE	7	Damon Jones	@ Miami	04/24/05
3-PT FIELD GOALS ATTEMPTED	14	Reggie Miller	Indiana (2OT)	05/02/02
FREE THROWS MADE	17	Michael Jordan	@ Chicago (OT)	04/24/98
FREE THROWS ATTEMPTED	23	Michael Jordan	@ Chicago (OT)	04/24/98
FREE THROW PERCENTAGE	1.000 (13-13)	Sidney Moncrief	Milwaukee	05/03/84
REBOUNDS	24	Ben Wallace	Detroit	05/09/04
	24	Charles Oakley	@ New York	05/01/94
OFFENSIVE REBOUNDS	11	Ben Wallace	Detroit	05/09/04
	11	Dennis Rodman	Chicago	04/29/98
DEFENSIVE REBOUNDS	17	Tim Duncan	@ San Antonio	06/04/03
	17	Ben Wallace	@ Detroit	05/18/03
ASSISTS	15	Mark Price	@ Cleveland	04/25/92
STEALS	8	Maurice Cheeks	@ Philadelphia	04/11/79
BLOCKED SHOTS	8	Tim Duncan	@ San Antonio	06/15/03
TURNOVERS	10	Moses Malone	Philadelphia	04/24/84
MINUTES	60	Kirk Hinrich	@ Chicago (3OT)	04/27/13



# 2015-16 BROOKLYN NETS MEDIA GUIDE

## Opponent All-Time Playoffs Top Individual Performances

### POINTS

PLAYER	POINTS	OPPONENT	DATE
1. LeBron James	49	Miami	05/12/14
2. Bernard King	40	New York	04/20/83
Brad Daugherty	40	@ Cleveland	04/23/92
Shaquille O'Neal	40	@ L.A. Lakers	06/07/02
Anthony Johnson	40	@ Indiana	05/04/06

### FIELD GOALS MADE

PLAYER	POINTS	OPPONENT	DATE
1. LeBron James	16	Miami	05/12/14
Bernard King	16	New York	04/20/83
Michael Jordan	16	Chicago	04/29/98
Anthony Johnson	16	@ Indiana	05/04/06
5. Shaquille O'Neal	14	@ L.A. Lakers	06/07/02
Kobe Bryant	14	L.A. Lakers	06/09/02
Nate Robinson	14	@ Chicago (3OT)	04/27/13

### FIELD GOALS ATTEMPTED

PLAYER	POINTS	OPPONENT	DATE
1. Antoine Walker	32	Boston	05/21/02
2. Chauncey Billups	29	@ Detroit (3OT)	05/14/04
3. Michael Jordan	27	@ Chicago (OT)	04/24/98
4. Stephon Marbury	26	@ New York	04/25/04
5. 8 times	24		

### FREE THROWS MADE

PLAYER	POINTS	OPPONENT	DATE
1. Michael Jordan	17	@ Chicago (OT)	04/24/98
2. Brad Daugherty	16	@ Cleveland	04/23/92
3. LeBron James	15	@ Miami	05/14/14
Paul Pierce	15	Boston	05/05/03
5. LeBron James	14	Miami	05/12/14
Michael Jordan	14	@ Chicago	04/26/98
Dwyane Wade	14	Miami	05/12/06

### FREE THROWS ATTEMPTED

PLAYER	POINTS	OPPONENT	DATE
1. Michael Jordan	23	@ Chicago (OT)	04/24/98
2. Shaquille O'Neal	21	@ L.A. Lakers	06/05/02
3. Paul Pierce	20	Boston	05/21/02
Paul Pierce	20	Boston	05/05/03
5. LeBron James	19	Miami	05/12/14

### THREE-POINTERS MADE

PLAYER	POINTS	OPPONENT	DATE
1. Damon Jones	7	@ Miami	04/24/05
2. Kyle Lowry	6	@ Toronto	04/30/14
Donyell Marshall	6	Cleveland	05/18/07
Reggie Miller	6	Indiana (2OT)	05/02/02
Kyle Korver	6	Atlanta	05/01/15

### REBOUNDS

PLAYER	POINTS	OPPONENT	DATE
1. Charles Oakley	24	@ New York	05/01/94
Ben Wallace	24	Detroit	05/09/04
3. Ben Wallace	22	@ Detroit	05/18/03
4. Caldwell Jones	21	Philadelphia	04/13/79
5. Jeff Ruland	20	Washington	04/20/82
Brad Daugherty	20	@ Cleveland	05/09/93
Tim Duncan	20	@ San Antonio	06/04/03
Tim Duncan	20	@ San Antonio	06/15/03
Ben Wallace	20	Detroit	05/16/04

### ASSISTS

PLAYER	POINTS	OPPONENT	DATE
1. Mark Price	15	@ Cleveland	04/25/92
2. Isiah Thomas	14	@ Detroit	04/21/85
Gary Payton	14	@ Milwaukee	04/26/03
Kirk Hinrich	14	@ Chicago (3OT)	04/27/13
5. Chauncey Billups	13	@ Detroit	05/07/04
Jeff Teague	13	Atlanta	05/01/15

### STEALS

PLAYER	POINTS	OPPONENT	DATE
1. Maurice Cheeks	8	@ Philadelphia	04/11/79
2. Baron Davis	7	Charlotte	05/05/02
Baron Davis	7	@ Charlotte	05/09/02
4. Mark Price	6	@ Cleveland	05/01/93
Toni Kukoc	6	Milwaukee	04/22/03

### BLOCKED SHOTS

PLAYER	POINTS	OPPONENT	DATE
1. Tim Duncan	8	@ San Antonio	06/15/03
2. Tim Duncan	7	@ San Antonio	06/04/03
Tim Duncan	7	San Antonio	06/11/03
4. Larry Nance	6	@ Cleveland	04/23/92
Jamaal Magloire	6	@ Charlotte	05/09/02
Joakim Noah	6	Chicago	05/04/13

### THREE-POINTERS ATTEMPTED

PLAYER	POINTS	OPPONENT	DATE
1. Reggie Miller	14	Indiana (2OT)	05/02/02
2. Kyle Korver	13	Atlanta (OT)	04/27/15
3. Kyle Korver	12	@ Atlanta	04/29/15
4. Kyle Korver	11	@ Atlanta	04/19/15
Damon Jones	11	Miami	04/28/05
Chauncey Billups	11	@ Detroit (3OT)	05/14/04
Mark Price	11	@ Cleveland	04/23/92

[BACK TO THE TOP](#)

# OPPONENTS

ATLANTA HAWKS  
BOSTON CELTICS  
CHARLOTTE HORNETS  
CHICAGO BULLS  
CLEVELAND CAVALIERS  
DALLAS MAVERICKS  
DENVER NUGGETS  
DETROIT PISTONS  
GOLDEN STATE WARRIORS  
HOUSTON ROCKETS  
INDIANA PACERS  
LOS ANGELES CLIPPERS  
LOS ANGELES LAKERS  
MEMPHIS GRIZZLIES  
MIAMI HEAT

MILWAUKEE BUCKS  
MINNESOTA TIMBERWOLVES  
NEW ORLEANS PELICANS  
NEW YORK KNICKS  
OKLAHOMA CITY THUNDER  
ORLANDO MAGIC  
PHILADELPHIA 76ers  
PHOENIX SUNS  
PORTLAND TRAIL BLAZERS  
SACRAMENTO KINGS  
SAN ANTONIO SPURS  
TORONTO RAPTORS  
UTAH JAZZ  
WASHINGTON WIZARDS





# 2015-16 BROOKLYN NETS MEDIA GUIDE

## Atlanta Hawks

Principal Owner & Chair of the Board of Directors  
Vice Chair of the Board  
CEO, Atlanta Hawks and Philips Arena  
General Manager  
Assistant General Manager  
Head Coach/ President of Basketball Operations  
Assistant Coaches  
Executive Director, Athletic Performance  
Head Athletic Trainer  
Head Athletic Performance Coach  
Senior Vice President, Public Relations  
Director, Basketball Communications  
Senior Manager, Basketball Communications  
Manager, Corporate Communications  
Radio  
Television  
Home Court  
Colors

Tony Ressler  
Grant Hill  
Steve Koonin  
Wes Wilcox  
Michael Blackstone  
Mike Budenholzer  
Kenny Atkinson, Darvin Ham, Taylor Jenkins, Charles Lee, Neven Spahija, Ben Sullivan  
Keke Lyles  
Art Horne  
Chris Chase  
Garin Narain  
Jon Steinberg  
Jason Roose  
Jelani Downing  
92.9 "The Game" (WZGC FM) – Steve Holman  
FOX Sports Southeast – Bob Rathbun, Dominique Wilkins, Andre Aldridge, Olivia Harlan  
Philips Arena (18,118)  
Red, Green Volt and White



### BROOKLYN ALL-TIME RECORD VS. ATLANTA 69-95 (47-36 at Home)

Largest Brooklyn Victory	140-106, 2-13-91 at NJ (34)
Largest Atlanta Victory	122-85, 12-9-79 at NJ and 139-102, 12-4-87 at ATL (37)
Most Points, Brooklyn	140-106, 2-13-91 at NJ
Fewest Points, Brooklyn	70-82, 4-5-96 at NJ and 70-106, 12-27-11 at NJ
Most Points, Atlanta	139-102, 12-4-87 at ATL
Fewest Points, Atlanta	69-79, 2-7-99 at NJ
Longest Winning Streak, Brooklyn	4, 1-11-85 through 11-29-85; 12-4-04 through 12-30-05; 2-7-07 through 1-5-08; 3-19-08 through 1-2-09
Longest Winning Streak, Atlanta	16, 2-22-86 through 2-15-89
Nets Last Home Win	1-6-14, 91-86
Nets Last Road Win	1-16-14, 127-110
Current Streak	Nets lost 5, last win 1-16-14 (127-110)

2015-16 SCHEDULE (ALL TIMES EASTERN)		
Nov. 4	@ Atlanta	8:00 PM
Nov. 17	ATLANTA	7:30 PM
Jan. 16	@ Atlanta	7:30 PM

### 2014-2015 SEASON SERIES (0-4) BROOKLYN NETS VS. ATLANTA

PLAYER	G-GS	MIN	FG-FGA	PCT	3FG-FGA	PCT	FT-FTA	PCT	OFF	DEF	TOT	AST	PF-DQ	STL	TO	BLK	PTS	AVG	HI
Lopez	4-3	123	28-54	.519	0-0	---	19-20	.950	14	16	30	4	10-0	1	6	5	75	18.8	26
Young (TOT)	4-4	132	30-54	.556	1-8	.125	5-6	.833	17	15	32	14	13-1	7	8	0	66	16.5	26
Young (BRK)	2-2	57	14-26	.538	1-4	.250	0-0	---	10	9	19	2	7-1	3	5	0	29	14.5	15
Johnson	4-4	123	24-47	.511	7-19	.368	8-9	.889	0	18	18	10	5-0	3	8	0	63	15.8	26
Jack	4-1	98	16-39	.410	3-7	.429	13-13	1.000	0	12	12	23	7-0	7	6	0	48	12.0	14
Bogdanovic	4-1	102	17-30	.567	7-16	.438	1-1	1.000	3	5	8	7	7-0	1	3	0	42	10.5	19
Williams	3-3	84	10-26	.385	5-12	.417	3-4	.750	0	9	9	20	7-0	0	8	1	28	9.3	10
Anderson	2-1	57	5-16	.313	2-8	.250	3-3	1.000	1	3	4	6	5-0	1	2	0	15	7.5	15
Clark	2-0	27	5-9	.556	2-3	.667	1-2	.500	0	7	7	1	1-0	1	2	1	13	6.5	11
Gutierrez	1-0	16	3-6	.500	0-1	.000	0-1	.000	0	2	2	3	3-0	1	0	0	6	6.0	6
Jefferson	3-0	43	7-15	.467	0-4	.000	4-7	.571	4	10	14	0	4-0	1	1	1	18	6.0	7
Plumlee	4-1	66	10-21	.476	0-0	---	2-12	.167	7	12	19	3	9-0	2	3	4	22	5.5	14
Brown	3-2	65	4-17	.235	2-7	.286	3-4	.750	3	6	9	3	2-0	1	6	1	13	4.3	5
Garnett	2-2	35	4-10	.400	0-0	---	0-0	---	2	8	10	1	4-0	1	1	0	8	4.0	4
Jordan	2-0	17	1-2	.500	0-0	---	3-3	1.000	0	4	4	0	3-0	0	1	0	5	2.5	3
Morris	2-0	19	1-10	.100	0-5	.000	0-0	---	0	1	1	4	0-0	1	3	0	2	1.0	2
Karasev	1-0	10	0-2	.000	0-2	.000	0-0	---	0	1	1	1	1-0	0	0	0	0	0.0	0
Teletovic	1-0	19	0-4	.000	0-3	.000	0-0	---	0	5	5	3	1-0	0	3	0	0	0.0	0
NETS	4	960	149-334	.446	29-91	.319	60-79	.759	44	128	172	91	76-1	24	63	13	387	96.8	111
HAWKS	4	960	165-331	.498	53-128	.414	73-94	.777	35	130	165	126	74-0	42	48	16	456	114.0	131

### 2014-2015 SEASON SERIES (4-0) ATLANTA HAWKS VS. BROOKLYN

PLAYER	G-GS	MIN	FG-FGA	PCT	3FG-FGA	PCT	FT-FTA	PCT	OFF	DEF	TOT	AST	PF-DQ	STL	TO	BLK	PTS	AVG	HI
Horford	4-4	111	34-56	.607	1-2	.500	2-4	.500	4	20	24	14	6-0	7	5	3	71	17.8	24
Millsap	3-3	79	12-24	.500	5-10	.500	24-26	.923	8	19	27	8	5-0	3	4	4	53	17.7	28
Carroll	4-4	119	24-38	.632	13-21	.619	8-10	.800	4	22	26	12	9-0	2	5	1	69	17.3	20
Teague	4-4	112	23-48	.479	4-12	.333	9-13	.692	3	11	14	36	7-0	9	11	1	59	14.8	17
Schroder	3-0	51	14-26	.538	3-7	.429	4-5	.800	0	4	4	10	6-0	4	3	0	35	11.7	13
Korver	4-4	116	14-27	.519	13-21	.619	2-2	1.000	0	12	12	16	7-0	4	0	3	43	10.8	17
Scott	4-0	67	13-29	.448	3-13	.231	6-8	.750	5	8	13	8	7-0	1	2	0	35	8.8	20
Sefolosha	3-0	60	6-19	.316	3-11	.273	4-6	.667	2	10	12	4	2-0	5	3	1	19	6.3	12
Muscala	3-1	51	7-10	.700	1-3	.333	3-4	.750	2	2	4	4	6-0	2	3	1	18	6.0	9
Antic	3-0	47	3-17	.176	2-11	.182	7-10	.700	3	5	8	2	5-0	0	1	0	15	5.0	9
Jenkins	1-0	11	2-6	.333	1-5	.200	0-0	---	0	2	2	0	0-0	2	1	0	5	5.0	5
Mack	3-0	50	6-15	.400	1-6	.167	2-3	.667	2	6	8	4	5-0	2	1	0	15	5.0	10
Bazemore	4-0	60	6-12	.500	3-6	.500	2-3	.667	2	6	8	6	7-0	0	3	1	17	4.3	11
Daye (TOT)	1-0	13	1-6	.167	1-4	.250	0-0	---	0	3	3	0	0-0	0	1	1	3	3.0	3
Brand	3-0	26	1-4	.250	0-0	---	0-0	---	0	3	3	2	2-0	1	2	1	2	0.7	2
HAWKS	4	960	165-331	.498	53-128	.414	73-94	.777	35	130	165	126	74-0	42	48	16	456	114.0	131
NETS	4	960	149-334	.446	29-91	.319	60-79	.759	44	128	172	91	76-1	24	63	13	387	96.8	111



# 2015-16 BROOKLYN NETS MEDIA GUIDE

## ALL-TIME SERIES VS. ATLANTA HAWKS

YEAR	DATE	OPPONENT	SCORE	W/L	YEAR	DATE	OPPONENT	SCORE	W/L
76-77	Nov. 26	ATLANTA	105-109	L	93-94	Dec. 26	ATLANTA	91-87	W
76-77	Dec. 4	at Atlanta	107-105	W	93-94	Jan. 21	at Atlanta	113-111 (OT)	W
76-77	Jan. 14	ATLANTA	101-120	L	93-94	Mar. 29	at Atlanta	98-101	L
76-77	Mar. 31	at Atlanta	81-95	L	93-94	Apr. 7	ATLANTA	93-87	W
77-78	Oct. 26	ATLANTA	110-113	L	94-95	Dec. 6	ATLANTA	91-94	L
77-78	Nov. 19	at Atlanta	114-129	L	94-95	Jan. 7	at Atlanta	85-102	L
77-78	Mar. 1	ATLANTA	97-95	W	94-95	Feb. 8	at Atlanta	88-111	L
77-78	Apr. 2	at Atlanta	113-124	L	94-95	Apr. 19	ATLANTA	99-104	L
78-79	Nov. 4	at Atlanta	118-117 (OT)	W	95-96	Dec. 22	at Atlanta	91-94	L
78-79	Dec. 15	ATLANTA	104-121	L	95-96	Apr. 5	ATLANTA	70-82	L
78-79	Mar. 30	ATLANTA	117-106	W	95-96	Apr. 14	ATLANTA	90-99	L
78-79	Apr. 1	at Atlanta	109-98	L	95-96	Apr. 20	at Atlanta	99-121	L
79-80	Oct. 26	ATLANTA	90-94	L	96-97	Dec. 20	at Atlanta	95-109	L
79-80	Nov. 3	at Atlanta	107-110	L	96-97	Jan. 3	ATLANTA	85-95	L
79-80	Nov. 13	ATLANTA	101-82	W	96-97	Apr. 15	at Atlanta	101-109	L
79-80	Dec. 9	ATLANTA	85-122	L	96-97	Apr. 20	ATLANTA	108-92	W
79-80	Jan. 3	at Atlanta	126-119	W	97-98	Jan. 17	ATLANTA	97-81	W
79-80	Mar. 27	at Atlanta	100-117	L	97-98	Feb. 18	at Atlanta	104-114	L
80-81	Nov. 8	ATLANTA	115-111	W	97-98	Mar. 31	ATLANTA	105-90	W
80-81	Dec. 16	at Atlanta	114-131	L	98-99	Feb. 6	at Atlanta	106-111	L
80-81	Dec. 26	ATLANTA	95-108	L	98-99	Feb. 7	ATLANTA	79-69	W
80-81	Mar. 6	at Atlanta	106-109	L	98-99	Apr. 1	ATLANTA	90-85	W
80-81	Mar. 20	ATLANTA	108-96	W	99-00	Dec. 19	ATLANTA	96-88	W
81-82	Nov. 4	ATLANTA	86-95	L	99-00	Feb. 2	ATLANTA	89-97	L
81-82	Dec. 8	at Atlanta	98-88	W	99-00	Feb. 15	at Atlanta	86-103	L
81-82	Jan. 2	at Atlanta	95-97	L	99-00	Apr. 18	at Atlanta	109-111 (2 OT)	L
81-82	Feb. 3	ATLANTA	112-103	W	00-01	Dec. 16	at Atlanta	89-83	W
81-82	Mar. 6	at Atlanta	92-112	L	00-01	Dec. 26	ATLANTA	76-81	L
82-83	Dec. 3	at Atlanta	107-99	W	00-01	Jan. 15	at Atlanta	84-78	W
82-83	Dec. 29	ATLANTA	104-99	W	00-01	Feb. 6	ATLANTA	90-84	W
82-83	Jan. 17	ATLANTA	96-102	L	01-02	Feb. 12	at Atlanta	103-105	L
82-83	Feb. 8	at Atlanta	115-109	W	01-02	Mar. 24	ATLANTA	116-102	W
82-83	Feb. 26	at Atlanta	88-95	L	01-02	Mar. 26	at Atlanta	77-103	L
82-83	Mar. 26	ATLANTA	102-81	W	02-03	Oct. 30	ATLANTA	105-94	W
83-84	Oct. 28	ATLANTA	126-108	W	02-03	Dec. 3	ATLANTA	87-72	W
83-84	Dec. 20	at Atlanta	87-98	L	02-03	Jan. 6	at Atlanta	101-94	W
83-84	Jan. 4	at Atlanta	91-88	W	02-03	Apr. 9	at Atlanta	92-97	L
83-84	Jan. 7	ATLANTA	108-104	W	03-04	Nov. 15	at Atlanta	100-85	W
83-84	Feb. 7	at Atlanta	102-109	L	03-04	Feb. 18	ATLANTA	98-92	W
83-84	Apr. 13	ATLANTA	112-118	L	03-04	Apr. 4	ATLANTA	106-89	W
84-85	Oct. 26	ATLANTA	104-119	L	03-04	Apr. 12	at Atlanta	107-129	L
84-85	Nov. 24	at Atlanta	99-101	L	04-05	Dec. 4	at Atlanta	109-88	W
84-85	Jan. 5	at Atlanta	114-124	L	04-05	Dec. 11	at Atlanta	95-90	W
84-85	Jan. 11	ATLANTA	122-103	W	04-05	Jan. 17	at Atlanta	85-84	W
84-85	Feb. 27	ATLANTA	114-91	W	05-06	Dec. 30	at Atlanta	99-91	W
84-85	Mar. 26	at Atlanta	109-108 (OT)	W	05-06	Feb. 27	at Atlanta	102-104 (OT)	L
85-86	Nov. 29	ATLANTA	107-97	W	05-06	Mar. 31	at Atlanta	91-88	W
85-86	Dec. 17	at Atlanta	103-104	L	05-06	Apr. 4	at Atlanta	96-94	W
85-86	Feb. 1	ATLANTA	108-100	W	06-07	Feb. 4	at Atlanta	99-101 (OT)	L
85-86	Feb. 22	at Atlanta	83-112	L	06-07	Feb. 7	at Atlanta	87-85	W
85-86	Mar. 12	ATLANTA	97-113	L	06-07	Apr. 4	at Atlanta	101-86	W
85-86	Apr. 10	at Atlanta	117-126	L	07-08	Nov. 6	ATLANTA	87-82	W
86-87	Nov. 1	at Atlanta	111-131	L	07-08	Jan. 5	at Atlanta	113-107	W
86-87	Nov. 15	ATLANTA	90-109	L	07-08	Feb. 2	at Atlanta	92-104	L
86-87	Mar. 6	ATLANTA	83-111	L	07-08	Mar. 19	ATLANTA	125-117	W
86-87	Apr. 12	ATLANTA	88-115	L	08-09	Nov. 14	ATLANTA	115-108	W
86-87	Apr. 15	at Atlanta	116-136	L	08-09	Nov. 15	at Atlanta	119-107	W
87-88	Dec. 4	at Atlanta	102-139	L	08-09	Jan. 2	ATLANTA	93-91 (OT)	W
87-88	Jan. 24	at Atlanta	111-118	L	08-09	Jan. 30	at Atlanta	88-105	L
87-88	Mar. 18	ATLANTA	104-106	L	09-10	Dec. 13	at Atlanta	107-130	L
87-88	Apr. 7	at Atlanta	94-120	L	09-10	Jan. 6	at Atlanta	89-119	L
87-88	Apr. 19	ATLANTA	109-119 (OT)	L	09-10	Mar. 16	ATLANTA	84-108	L
88-89	Nov. 4	ATLANTA	105-113	L	10-11	Nov. 23	ATLANTA	107-101 (OT)	W
88-89	Jan. 7	at Atlanta	93-103	L	10-11	Dec. 7	at Atlanta	101-116	L
88-89	Feb. 15	ATLANTA	112-119	L	10-11	Dec. 19	ATLANTA	89-82	W
88-89	Mar. 28	ATLANTA	111-108	W	10-11	Mar. 26	at Atlanta	87-98	L
88-89	Mar. 31	at Atlanta	99-116	L	11-12	Dec. 27	ATLANTA	70-106	L
89-90	Jan. 6	at Atlanta	96-105	L	11-12	Dec. 30	at Atlanta	98-105	L
89-90	Jan. 7	ATLANTA	98-93	W	11-12	Jan. 9	ATLANTA	101-106	L
89-90	Mar. 3	ATLANTA	114-109	W	11-12	Mar. 23	at Atlanta	84-93	L
89-90	Apr. 17	at Atlanta	95-118	L	12-13	Jan. 16	at Atlanta	95-109	L
90-91	Dec. 13	at Atlanta	97-106	L	12-13	Jan. 18	ATLANTA	94-89	W
90-91	Dec. 26	ATLANTA	111-113	L	12-13	Mar. 9	at Atlanta	93-80	W
90-91	Jan. 19	at Atlanta	84-114	L	12-13	Mar. 17	ATLANTA	93-105	L
90-91	Feb. 13	ATLANTA	140-106	W	13-14	Jan. 6	ATLANTA	91-86	W
91-92	Feb. 22	at Atlanta	107-119	L	13-14	Jan. 16	at Atlanta (London)	127-110	W
91-92	Apr. 7	ATLANTA	97-104	L	13-14	Apr. 11	ATLANTA	88-93	L
91-92	Apr. 11	at Atlanta	98-118	L	14-15	Dec. 5	ATLANTA	75-98	L
92-93	Nov. 19	at Atlanta	108-101	W	14-15	Jan. 28	at Atlanta	102-113	L
92-93	Dec. 2	ATLANTA	122-115	W	14-15	Apr. 4	at Atlanta	99-131	L
92-93	Jan. 22	at Atlanta	91-102	L	14-15	Apr. 8	ATLANTA	111-114	L
92-93	Mar. 17	ATLANTA	114-93	W					



# 2015-16 BROOKLYN NETS MEDIA GUIDE

## Boston Celtics

Managing Partner, Governor & CEO  
President  
General Manager/ President of Basketball Operations  
Assistant General Manager & Team Counsel  
Head Coach  
Assistant Coaches  
Coaching Associate/Director of Player Development  
Athletic Trainer  
Strength & Conditioning Coach  
Senior VP, Communications  
VP, Media Services/Alumni Relations  
Senior Director of Public Relations  
Media Services Manager  
Communications Coordinator  
Television  
Radio  
Arena  
Colors

Wyc Grousbeck  
Rich Gotham  
Danny Ainge  
Mike Zarren  
Brad Stevens  
Jamie Young, Jay Larranaga, Walter McCarty, Micah Shrewsberry, Jerome Allen  
Kenny Graves  
Ed Lacerte  
Bryan Doo  
Christian Megliola  
Jeff Twiss  
Heather Walker  
Brian Olive  
Taylor Kelpinski-Rogers  
Comcast SportsNet – Mike Gorman, Tom Heinsohn, Brian Scalabrine, Abby Chin  
CBS Radio Boston – Sean Grande, Cedric Maxwell  
TD Garden (18,624)  
Green, Gold, Black, Brown, Beige and White



### BROOKLYN ALL-TIME RECORD VS. BOSTON CELTICS 63-117. (34-55 at Home)

Largest Brooklyn Victory	117-81, 12-25-02 at NJ (36)
Largest Boston Victory	116-79, 10-31-79 at NJ (37) and 127-90, 4-8-88 at Boston (37)
Most Points, Brooklyn	131-123, 12-1-95 at Boston (OT); 131-113, 2-8-00 at NJ
Fewest Points, Brooklyn	69-91, 11-14-07 at Boston
Most Points, Boston	135-107, 4-13-86 at Boston
Fewest Points, Boston	74-87, 3-18-03 at Boston; 74-79, 4-14-06 at Boston
Longest Winning Streak, Brooklyn	5 games, 12-7-93 through 12-10-94; 5 games, 12-6-96 through 11-19-97; 5 games, 12-25-02 through 1-25-04
Longest Winning Streak, Boston	12 games, 3-3-07 through 2-5-10
Nets Last Home Win	3-21-14, 114-98
Nets Last Road Win	12-26-14, 109-107
Current Streak	Nets lost 2, last win 12-26-14 (109-107)

### 2015-16 SCHEDULE (ALL TIMES EASTERN)

Nov. 20	@ Boston	7:30 PM
Nov. 22	BOSTON	6:00 PM
Jan. 2	@ Boston	3:00 PM
Jan. 4	BOSTON	7:30 PM

### 2014-2015 SEASON SERIES (1-3) BROOKLYN NETS VS. BOSTON

PLAYER	G-GS	MIN	FG-FGA	PCT	3FG-FGA	PCT	FT-FTA	PCT	OFF	DEF	TOT	AST	PF-DQ	STL	TO	BLK	PTS	AVG	HI
Jack	4-2	123	21-45	.467	2-6	.333	17-19	.895	0	15	15	12	4-0	5	10	1	61	15.3	27
Lopez	3-1	66	18-33	.545	0-0	---	9-10	.900	4	6	10	0	4-0	1	3	4	45	15.0	31
Johnson	4-4	144	21-59	.356	3-19	.158	6-9	.667	6	8	14	8	6-0	3	8	1	51	12.8	19
Teletovic	3-0	64	14-26	.538	7-12	.583	2-4	.500	3	13	16	1	3-0	3	5	3	37	12.3	20
Young (TOT)	3-3	106	14-42	.333	1-4	.250	8-9	.889	4	16	20	9	5-0	5	4	0	37	12.3	13
Young (BRK)	1-1	37	5-12	.417	1-2	.500	1-1	1.000	3	6	9	1	2-0	2	2	0	12	12.0	12
Plumlee	4-3	97	15-24	.625	0-0	---	9-20	.450	13	22	35	7	13-0	1	7	6	39	9.8	16
Williams	4-2	98	10-29	.345	0-7	.000	17-19	.895	2	15	17	22	5-0	4	9	2	37	9.3	19
Garrett	3-3	62	12-22	.545	0-0	---	2-2	1.000	2	16	18	7	5-0	1	6	1	26	8.7	10
Anderson	4-0	92	9-25	.360	3-11	.273	9-10	.900	2	7	9	3	9-0	2	2	1	30	7.5	15
Jefferson	2-0	15	3-4	.750	0-0	---	4-6	.667	2	4	6	0	1-0	0	1	1	10	5.0	8
Bogdanovic	4-1	75	8-28	.286	1-11	.091	0-0	---	3	10	13	5	4-0	1	6	1	17	4.3	7
Brown	1-1	12	1-2	.500	0-0	---	2-2	1.000	1	1	2	0	0-0	0	0	0	4	4.0	4
Karasev	3-2	51	4-11	.364	1-3	.333	3-4	.750	5	6	11	5	3-0	1	3	0	12	4.0	7
Kirilenko	1-0	10	0-3	.000	0-0	---	3-4	.750	2	1	3	0	0-0	1	0	0	3	3.0	3
Davies (TOT)	1-0	17	1-5	.200	0-1	.000	0-0	---	0	2	2	1	4-0	1	1	0	2	2.0	2
Morris	2-0	6	1-3	.333	0-0	---	0-0	---	0	0	0	1	1-0	0	0	0	2	1.0	2
Jordan	1-0	6	0-0	---	0-0	---	0-0	---	1	1	2	0	2-0	0	1	0	0	0.0	0
NETS	4	960	142-326	.436	18-71	.254	84-110	.764	49	131	180	72	62-0	25	66	21	386	96.5	109
CELTICS	4	960	176-355	.496	28-86	.326	47-65	.723	33	127	160	107	95-0	34	44	14	427	106.8	121

### 2014-2015 SEASON SERIES (3-1) BOSTON CELTICS VS. BROOKLYN

PLAYER	G-GS	MIN	FG-FGA	PCT	3FG-FGA	PCT	FT-FTA	PCT	OFF	DEF	TOT	AST	PF-DQ	STL	TO	BLK	PTS	AVG	HI
Thomas (TOT)	1-0	23	6-13	.462	0-3	.000	9-9	1.000	1	3	4	2	3-0	1	3	0	21	21.0	21
Bradley	4-4	128	29-55	.527	9-17	.529	6-7	.857	1	14	15	4	12-0	2	6	0	73	18.3	21
Green	3-3	102	18-39	.462	3-11	.273	8-11	.727	2	8	10	10	10-0	3	1	0	47	15.7	22
Zeller	4-3	91	25-41	.610	0-0	---	6-6	1.000	6	17	23	9	6-0	2	5	3	56	14.0	18
Olynyk	4-1	91	23-42	.548	4-11	.364	4-6	.667	7	9	16	5	16-0	3	4	3	54	13.5	19
Rondo	1-1	30	6-9	.667	1-3	.333	0-4	.000	0	7	7	12	1-0	1	3	1	13	13.0	13
Sullinger	3-3	84	14-32	.438	3-9	.333	3-4	.750	5	13	18	7	7-0	1	3	2	34	11.3	19
Jerebko (TOT)	3-0	68	12-22	.545	4-8	.500	3-3	1.000	4	13	17	3	6-0	1	4	0	31	10.3	11
Jerebko (BOS)	1-0	24	5-12	.417	0-2	.000	0-0	---	0	6	6	0	2-0	0	0	0	10	10.0	10
Turner	4-2	112	18-35	.514	1-6	.167	1-3	.333	2	25	27	30	11-0	4	7	2	38	9.5	19
Bass	4-1	65	13-25	.520	0-1	.000	7-10	.700	4	7	11	3	0-0	4	3	1	33	8.3	12
Thornton	2-0	28	6-13	.462	1-3	.333	2-2	1.000	0	3	3	2	4-0	0	0	1	15	7.5	10
Smart	4-2	103	9-21	.429	4-12	.333	3-3	1.000	2	6	8	11	14-0	10	4	0	25	6.3	10
Crowder (TOT)	3-0	61	6-23	.261	1-9	.111	5-6	.833	4	7	11	1	6-0	3	1	1	18	6.0	9
Crowder (BOS)	3-0	61	6-23	.261	1-9	.111	5-6	.833	4	7	11	1	6-0	3	1	1	18	6.0	9
Nelson	1-0	17	1-3	.333	1-1	1.000	2-3	.667	0	3	3	8	2-0	0	0	0	5	5.0	5
Wright	1-0	6	2-3	.667	0-0	---	0-0	---	0	1	1	1	1-0	1	3	0	4	4.0	4
Dawkins (TOT)	1-0	9	1-2	.500	1-2	.500	0-0	---	0	1	1	0	1-0	0	0	0	3	3.0	3
Pressey	1-0	18	1-2	.500	0-1	.000	0-0	---	0	1	1	4	3-0	0	1	0	2	2.0	2
Wallace	1-0	0	0-0	---	0-0	---	0-0	---	0	0	0	0	0-0	0	0	0	0	0.0	0
CELTICS	4	960	176-355	.496	28-86	.326	47-65	.723	33	127	160	107	95-0	34	44	14	427	106.8	121
NETS	4	960	142-326	.436	18-71	.254	84-110	.764	49	131	180	72	62-0	25	66	21	386	96.5	109



# 2015-16 BROOKLYN NETS MEDIA GUIDE

## ALL-TIME SERIES VS. BOSTON CELTICS

YEAR	DATE	OPPONENT	SCORE	W/L	YEAR	DATE	OPPONENT	SCORE	W/L
76-77	Dec. 19	BOSTON	87-94	L	92-93	Dec. 22	BOSTON	104-106	L
76-77	Jan. 16	at Boston	91-106	L	92-93	Jan. 8	at Boston	88-102	L
76-77	Feb. 2	BOSTON	99-89	W	92-93	Feb. 24	at Boston	88-103	L
76-77	Mar. 27	at Boston	109-114	L	93-94	Dec. 7	BOSTON	117-90	W
77-78	Oct. 28	BOSTON	116-109	W	93-94	Apr. 5	BOSTON	120-94	W
77-78	Dec. 13	at Boston	108-122	L	94-95	Dec. 10	BOSTON	108-96	W
77-78	Jan. 13	at Boston	111-114 (OT)	L	94-95	Feb. 4	BOSTON	78-92	L
77-78	Feb. 26	BOSTON	92-94	L	94-95	Mar. 10	at Boston	111-81	W
78-79	Oct. 28	BOSTON	111-109	W	94-95	Apr. 17	at Boston	96-98	L
78-79	Jan. 14	at Boston	110-100	W	94-95	Apr. 23	BOSTON	102-99	W
78-79	Apr. 7	BOSTON	126-112	W	95-96	Dec. 1	at Boston	131-123 (OT)	W
78-79	Apr. 8	at Boston	101-127	L	95-96	Feb. 25	BOSTON	111-105	W
79-80	Oct. 31	BOSTON	79-116	L	95-96	Mar. 17	at Boston	106-107 (2 OT)	L
79-80	Nov. 21	at Boston	103-111	L	95-96	Apr. 19	BOSTON	106-112	L
79-80	Dec. 12	at Boston	102-116	L	96-97	Dec. 6	at Boston	110-108 (OT)	W
79-80	Dec. 16	BOSTON	112-115 (OT)	L	96-97	Dec. 21	BOSTON	101-100	W
79-80	Mar. 17	BOSTON	92-117	L	96-97	Feb. 23	BOSTON	109-93	W
79-80	Mar. 23	at Boston	101-96	W	96-97	Mar. 23	at Boston	100-91	W
80-81	Oct. 22	BOSTON	104-108	L	97-98	Nov. 19	BOSTON	108-100	W
80-81	Nov. 14	at Boston	102-126	L	97-98	Nov. 21	at Boston	93-101	L
80-81	Dec. 12	at Boston	104-119	L	97-98	Mar. 27	BOSTON	76-82	L
80-81	Jan. 10	BOSTON	115-117	L	97-98	Apr. 8	at Boston	117-104	W
80-81	Mar. 15	at Boston	125-133	L	98-99	Feb. 27	BOSTON	92-101	L
80-81	Mar. 25	BOSTON	105-111	L	98-99	Mar. 1	at Boston	99-97	W
81-82	Nov. 13	at Boston	97-111	L	98-99	Apr. 4	at Boston	91-79	W
81-82	Dec. 9	at Boston	100-109	L	99-00	Nov. 19	at Boston	96-109	L
81-82	Jan. 11	BOSTON	94-112	L	99-00	Jan. 15	BOSTON	96-99	L
81-82	Mar. 12	BOSTON	109-113	L	99-00	Feb. 4	at Boston	95-100	L
81-82	Apr. 9	at Boston	103-106	L	99-00	Feb. 8	BOSTON	131-113	W
81-82	Apr. 16	BOSTON	113-96	W	00-01	Dec. 20	at Boston	86-99	L
82-83	Nov. 7	BOSTON	100-102	L	00-01	Dec. 28	BOSTON	111-112	L
82-83	Jan. 14	at Boston	108-133	L	00-01	Mar. 22	BOSTON	98-113	L
82-83	Mar. 7	at Boston	114-121	L	00-01	Apr. 15	at Boston	88-95	L
82-83	Mar. 11	BOSTON	98-93	W	01-02	Oct. 31	at Boston	95-92	W
82-83	Mar. 18	at Boston	103-116	L	01-02	Dec. 1	BOSTON	98-105 (OT)	L
82-83	Apr. 12	BOSTON	93-99	L	01-02	Mar. 13	at Boston	89-97	L
83-84	Dec. 23	at Boston	113-125	L	01-02	Apr. 7	BOSTON	90-102	L
83-84	Jan. 3	BOSTON	103-105	L	02-03	Nov. 20	at Boston	79-96	L
83-84	Feb. 6	BOSTON	115-112	W	02-03	Dec. 25	BOSTON	117-81	W
83-84	Mar. 23	at Boston	101-97	W	02-03	Mar. 13	BOSTON	90-75	W
83-84	Mar. 31	BOSTON	98-107	L	02-03	Mar. 18	at Boston	87-74	W
83-84	Apr. 15	at Boston	111-118	L	03-04	Nov. 7	at Boston	94-87	W
84-85	Oct. 31	at Boston	105-116	L	03-04	Jan. 25	BOSTON	110-91	W
84-85	Dec. 8	BOSTON	98-107	L	03-04	Mar. 26	at Boston	93-102	L
84-85	Dec. 11	at Boston	121-130	L	03-04	Mar. 29	BOSTON	80-84	L
84-85	Jan. 2	BOSTON	95-110	L	04-05	Jan. 21	Boston	104-98	W
84-85	Mar. 27	BOSTON	95-105	L	04-05	Feb. 2	at Boston	89-110	L
84-85	Apr. 14	at Boston	129-118	W	04-05	Apr. 9	Boston	99-86	W
85-86	Oct. 25	BOSTON	113-109 (OT)	W	04-05	Apr. 20	at Boston	102-93	W
85-86	Dec. 4	BOSTON	111-130	L	05-06	Jan. 20	at Boston	96-99	L
85-86	Jan. 3	at Boston	117-129	L	05-06	Jan. 21	Boston	103-83	W
85-86	Mar. 30	at Boston	117-122	L	05-06	Apr. 14	at Boston	79-74	W
85-86	Apr. 9	BOSTON	108-98	W	05-06	Apr. 16	Boston	95-93	W
85-86	Apr. 13	at Boston	107-135	L	06-07	Nov. 29	at Boston	106-103	W
86-87	Nov. 11	BOSTON	114-110	W	06-07	Dec. 9	Boston	90-92	L
86-87	Dec. 10	at Boston	98-108	L	06-07	Feb. 9	at Boston	92-78	W
86-87	Jan. 13	BOSTON	117-123	L	06-07	Mar. 3	Boston	88-96 (OT)	L
86-87	Feb. 23	at Boston	103-116	L	07-08	Nov. 10	BOSTON	101-112	L
86-87	Mar. 22	at Boston	104-116	L	07-08	Nov. 14	at Boston	69-91	L
86-87	Apr. 10	BOSTON	117-108	W	07-08	Jan. 11	BOSTON	77-86	L
87-88	Nov. 21	BOSTON	97-107	L	07-08	Apr. 16	at Boston	94-105	L
87-88	Dec. 2	at Boston	99-130	L	08-09	Jan. 14	at Boston	86-118	L
87-88	Jan. 16	BOSTON	96-103	L	08-09	Jan. 17	BOSTON	85-105	L
87-88	Mar. 2	at Boston	117-107	W	08-09	Mar. 4	BOSTON	111-115	L
87-88	Mar. 28	BOSTON	105-106	L	08-09	Apr. 8	at Boston	104-106	L
87-88	Apr. 8	at Boston	90-127	L	09-10	Nov. 7	BOSTON	76-86	L
88-89	Nov. 29	BOSTON	93-100	L	09-10	Jan. 13	BOSTON	87-111	L
88-89	Nov. 30	at Boston	100-133	L	09-10	Feb. 5	at Boston	87-96	L
88-89	Jan. 12	BOSTON	103-106	L	09-10	Feb. 27	at Boston	104-96	W
88-89	Mar. 4	BOSTON	98-95	W	10-11	Nov. 24	at Boston	83-89	L
88-89	Mar. 13	at Boston	91-114	L	10-11	Dec. 5	BOSTON	75-100	L
88-89	Apr. 10	at Boston	112-113	L	10-11	Feb. 16	at Boston	80-94	L
89-90	Nov. 15	at Boston	92-126	L	10-11	Mar. 14	BOSTON	88-79	W
89-90	Nov. 29	BOSTON	95-118	L	11-12	Jan. 4	at Boston	70-89	L
89-90	Jan. 9	BOSTON	87-78	W	11-12	Mar. 2	at Boston	94-107	L
89-90	Mar. 18	at Boston	106-122	L	11-12	Apr. 14	BOSTON	82-94	L
89-90	Apr. 4	at Boston	106-125	L	12-13	Nov. 15	BOSTON	102-97	W
89-90	Apr. 10	BOSTON	96-112	L	12-13	Nov. 28	at Boston	95-83	W
90-91	Nov. 10	BOSTON	91-105	L	12-13	Dec. 25	BOSTON	76-93	L
90-91	Jan. 18	at Boston	111-106	W	12-13	Apr. 10	at Boston	101-93	W
90-91	Feb. 22	at Boston	99-111	L	13-14	Dec. 10	BOSTON	104-96	W
90-91	Apr. 2	BOSTON	77-94	L	13-14	Jan. 26	at Boston	85-79	W
90-91	Apr. 4	at Boston	104-123	L	13-14	Mar. 7	at Boston	84-91	L
91-92	Nov. 23	BOSTON	107-125	L	13-14	Mar. 21	BOSTON	114-98	W
91-92	Jan. 15	at Boston	130-120	W	14-15	Oct. 29	At Boston	105-121	L
91-92	Feb. 25	BOSTON	109-95	W	14-15	Dec. 26	at Boston	109-107	W
91-92	Mar. 13	at Boston	110-108	W	14-15	Jan. 7	BOSTON	81-89	L
91-92	Mar. 25	BOSTON	110-118	L	14-15	Mar. 23	BOSTON	91-110	L





# 2015-16 BROOKLYN NETS MEDIA GUIDE

## Charlotte Hornets

Chairman	Michael Jordan
Vice Chairman	Curtis Polk
General Manager	Rich Cho
Assistant General Manager	Chad Buchanan
Head Coach	Steve Clifford
Associate Head Coach	Patrick Ewing
Assistant Coaches	Stephen Silas, Pat Delany, Bob Weiss, Steve Hetzel, Bruce Kruetzer
Head Athletic Trainer	Steve Stricker
Communications	Mike Cristaldi, Josh Rosen, Brian Travis, Danny Franks
Television	Fox Sports Southeast – Eric Collins, Dell Curry, Stephanie Ready
Radio	WFNZ – Steve Martin, Matt Carroll
Home Court	Time Warner Cable Arena (19,077)
Team Colors	Purple, Teal, Black, Cool Gray and Light Blue



### BROOKLYN ALL-TIME RECORD VS. CHARLOTTE HORNETS 52-41. (29-18 at Home)

Largest Brooklyn Victory	114-87, 12-13-14 at Charlotte (27)
Largest Charlotte Victory	77-105, 4-12-95 at Charlotte (28)
Most Points, Brooklyn	136-120, 12-27-91 at Charlotte
Fewest Points, Brooklyn	68-79, 11-2-09 at Charlotte
Most Points, Charlotte	121-108, 3-17-91 at NJ
	121-105, 4-18-89 at NJ
Fewest Points, Charlotte	68-81, 1-13-98 at Charlotte
Longest Winning Streak, Brooklyn	7 games, 1-22-12 through 4-6-13
Longest Winning Streak, Charlotte	5 games, 3-22-00 through 4-12-01; 5 games, 4-15-98 through 11-12-99
Nets Last Home Win	3-19-14, 104-99
Nets Last Road Win	3-25-15, 91-88
Current Streak	Nets won 1, last loss 3-4-15 (91-115)

### 2015-16 SCHEDULE (ALL TIMES EASTERN)

Nov. 18	@ Charlotte	7:00 PM
Feb. 21	CHARLOTTE	6:00 PM
Mar. 22	CHARLOTTE	7:30 PM
Apr. 8	@ Charlotte	7:00 PM

### 2014-2015 SEASON SERIES (2-1) BROOKLYN NETS VS. CHARLOTTE

PLAYER	G-GS	MIN	FG-FGA	PCT	3FG-FGA	PCT	FT-FTA	PCT	OFF	DEF	TOT	AST	PF-DQ	STL	TO	BLK	PTS	AVG	HI
Lopez	2-1	58	18-33	.545	0-0	---	6-6	1.000	1	12	13	1	5-0	2	3	4	42	21.0	34
Williams	3-3	84	9-29	.310	5-10	.500	17-18	.944	0	10	10	30	11-0	0	6	0	40	13.3	18
Young (TOT)	3-2	79	15-32	.469	1-3	.333	6-7	.857	4	7	11	3	2-0	6	6	1	37	12.3	18
Young (BRK)	2-1	47	8-17	.471	1-3	.333	2-3	.667	2	5	7	1	1-0	3	3	1	19	9.5	11
Anderson	3-1	71	13-22	.591	5-10	.500	1-1	1.000	0	4	4	4	8-0	2	2	0	32	10.7	17
Jack	3-0	65	11-30	.367	0-3	.000	7-7	1.000	0	9	9	11	5-0	4	2	0	29	9.7	14
Johnson	3-3	90	12-31	.387	5-10	.500	0-1	.000	0	15	15	8	6-0	2	3	0	29	9.7	22
Bogdanovic	3-0	69	10-19	.526	4-10	.400	3-5	.600	1	14	15	1	2-0	1	1	1	27	9.0	12
Plumlee	3-2	80	12-21	.571	0-0	---	2-5	.250	7	19	26	6	9-0	0	3	1	26	8.7	11
Jefferson	3-1	43	8-13	.615	0-0	---	1-1	1.000	4	6	10	2	10-0	0	1	3	17	5.7	11
Karasev	2-1	29	4-6	.667	2-3	.667	0-0	---	0	3	3	3	4-0	1	2	0	10	5.0	7
Brown	3-2	40	6-16	.375	0-3	.000	1-2	.500	4	2	6	2	2-0	0	2	2	13	4.3	9
Davies (TOT)	1-0	16	2-5	.400	0-1	.000	0-0	---	0	4	4	0	1-0	0	2	1	4	4.0	4
Davies (BRK)	1-0	16	2-5	.400	0-1	.000	0-0	---	0	4	4	0	1-0	0	2	1	4	4.0	4
Jordan	2-0	16	2-6	.333	0-0	---	2-2	1.000	2	3	5	0	2-0	1	0	0	6	3.0	6
Morris	2-0	11	1-3	.333	0-0	---	0-1	.000	0	0	0	3	0-0	0	1	0	2	1.0	2
NETS	3	720	116-251	.462	22-53	.415	42-55	.764	21	106	127	72	66-0	16	32	13	296	98.7	114
BOBCATS	3	720	109-255	.427	19-53	.358	53-75	.707	31	103	134	63	56-0	12	31	13	290	96.7	115

### 2014-2015 SEASON SERIES (1-2) CHARLOTTE HORNETS VS. BROOKLYN

PLAYER	G-GS	MIN	FG-FGA	PCT	3FG-FGA	PCT	FT-FTA	PCT	OFF	DEF	TOT	AST	PF-DQ	STL	TO	BLK	PTS	AVG	HI
Jefferson	3-3	83	23-45	.511	0-0	---	4-6	.667	3	18	21	6	6-0	3	5	4	50	16.7	23
Henderson	3-3	83	19-32	.594	1-3	.333	9-12	.750	0	4	4	4	5-0	3	2	0	48	16.0	23
Walker	2-2	60	7-24	.292	1-5	.200	7-9	.778	0	5	5	10	4-0	1	0	1	22	11.0	11
Kidd-Gilchrist	3-2	100	12-28	.429	0-0	---	7-8	.875	7	21	28	5	6-0	1	5	2	31	10.3	15
Ma, Williams	3-2	71	9-20	.450	7-13	.538	6-6	1.000	1	15	16	3	2-0	1	1	1	31	10.3	18
Mo Williams (TOT)	3-1	78	10-31	.323	4-16	.250	4-7	.571	0	7	7	22	10-0	1	7	0	28	9.3	14
Mo Williams (CHA)	2-1	62	8-23	.348	3-12	.250	4-7	.571	0	7	7	20	7-0	0	5	0	23	11.5	14
Neal	1-0	18	4-8	.500	1-3	.333	0-0	---	1	1	2	0	2-0	0	0	0	9	9.0	9
Roberts	2-0	37	7-16	.438	3-6	.500	1-2	.500	0	1	1	4	4-0	1	2	0	18	9.0	14
Zeller	2-1	35	5-11	.455	0-0	---	4-5	.800	4	4	8	3	4-0	0	1	0	14	7.0	13
Stephenson	3-1	62	8-26	.308	1-2	.500	3-5	.600	1	9	10	4	3-0	1	4	0	20	6.7	11
Biyombo	3-0	56	4-8	.500	0-0	---	8-15	.533	13	13	26	1	9-0	0	1	2	16	5.3	7
Daniels (TOT)	1-0	5	1-2	.500	1-2	.500	0-0	---	0	0	0	0	1-0	0	1	0	3	3.0	3
Daniels (CHA)	1-0	5	1-2	.500	1-2	.500	0-0	---	0	0	0	0	1-0	0	1	0	3	3.0	3
Pargo	1-0	7	1-2	.500	1-2	.500	0-0	---	0	0	0	1	1-0	0	0	0	3	3.0	3
Maxiell	2-0	18	1-3	.333	0-0	---	0-0	---	1	2	3	0	0-0	0	1	2	2	1.0	2
Hairston	1-0	12	0-5	.000	0-3	.000	0-0	---	0	2	2	1	1-0	1	0	1	0	0.0	0
Taylor	1-0	6	0-2	.000	0-2	.000	0-0	---	0	1	1	1	1-0	0	0	0	0	0.0	0
Vonleh	1-0	5	0-0	---	0-0	---	0-0	---	0	0	0	0	0-0	0	0	0	0	0.0	0
HORNETS	3	720	109-255	.427	19-53	.358	53-75	.707	31	103	134	63	56-0	12	31	13	290	96.7	115
NETS	3	720	116-251	.462	22-53	.415	42-55	.764	21	106	127	72	66-0	16	32	13	296	98.7	114



# 2015-16 BROOKLYN NETS MEDIA GUIDE

## ALL-TIME SERIES VS. CHARLOTTE HORNETS 50-40

YEAR	DATE	OPPONENT	SCORE	W/L
88-89	Nov. 15	at Charlotte	106-99	W
88-89	Dec. 9	at Charlotte	95-96	L
88-89	Dec. 10	CHARLOTTE	121-112 (OT)	W
88-89	Jan. 3	at Charlotte	109-105	W
88-89	Mar. 2	CHARLOTTE	114-103	W
88-89	Apr. 18	CHARLOTTE	105-121	L
89-90	Jan. 11	CHARLOTTE	109-101	W
89-90	Mar. 26	at Charlotte	83-97	L
90-91	Nov. 6	at Charlotte	105-113	L
90-91	Dec. 10	CHARLOTTE	121-115	W
90-91	Jan. 22	at Charlotte	92-90	W
90-91	Mar. 17	CHARLOTTE	108-121	L
91-92	Nov. 2	at Charlotte	116-108	W
91-92	Dec. 14	CHARLOTTE	102-109	L
91-92	Dec. 27	at Charlotte	136-120	W
91-92	Mar. 23	CHARLOTTE	123-120	W
92-93	Dec. 28	CHARLOTTE	104-103	W
92-93	Jan. 2	at Charlotte	117-118	L
92-93	Feb. 23	at Charlotte	95-104	L
92-93	Mar. 24	CHARLOTTE	118-116	W
93-94	Apr. 8	at Charlotte	78-99	L
93-94	Dec. 11	at Charlotte	99-105	L
93-94	Dec. 16	CHARLOTTE	111-95	W
93-94	Mar. 12	CHARLOTTE	117-92	W
94-95	Jan. 6	CHARLOTTE	88-89	L
94-95	Jan. 20	at Charlotte	97-99	L
94-95	Feb. 14	CHARLOTTE	109-98	W
94-95	Apr. 12	at Charlotte	77-105	L
95-96	Nov. 15	CHARLOTTE	90-79	W
95-96	Jan. 17	at Charlotte	97-93	W
95-96	Jan. 26	CHARLOTTE	115-107	W
96-97	Jan. 18	CHARLOTTE	92-102	L
96-97	Jan. 15	at Charlotte	104-116	L
96-97	Feb. 12	at Charlotte	100-113	L
96-97	Apr. 3	CHARLOTTE	87-93	L
97-98	Jan. 13	at Charlotte	81-68	W
97-98	Mar. 8	CHARLOTTE	100-109	L
97-98	Apr. 6	CHARLOTTE	125-115	W
97-98	Apr. 15	at Charlotte	103-109	L
98-99	Mar. 4	CHARLOTTE	82-96	L
98-99	Apr. 19	CHARLOTTE	113-120	L
98-99	Apr. 24	at Charlotte	82-97	L
99-00	Nov. 12	at Charlotte	92-96	L
99-00	Feb. 26	CHARLOTTE	104-93	W
99-00	Mar. 22	at Charlotte	103-119	L
00-01	Nov. 4	CHARLOTTE	87-98	L
00-01	Feb. 28	at Charlotte	88-91	L

YEAR	DATE	OPPONENT	SCORE	W/L
00-01	Apr. 3	CHARLOTTE	88-103	L
00-01	Apr. 12	at Charlotte	78-88	L
01-02	Nov. 3	CHARLOTTE	95-85	W
01-02	Jan. 5	at Charlotte	89-80	W
01-02	Feb. 24	CHARLOTTE	95-93	W
01-02	Feb. 27	at Charlotte	85-104	L
04-05	Nov. 30	CHARLOTTE	99-86	W
04-05	Dec. 21	at Charlotte	94-91	W
04-05	Feb. 25	CHARLOTTE	93-86	W
04-05	Mar. 28	at Charlotte	95-91	W
05-06	Dec. 7	at Charlotte	97-84	W
05-06	Dec. 14	CHARLOTTE	83-91	L
05-06	Feb. 15	at Charlotte	95-94	W
05-06	Apr. 6	CHARLOTTE	113-102	W
06-07	Nov. 28	CHARLOTTE	92-96	L
06-07	Jan. 17	at Charlotte	92-85	W
06-07	Mar. 24	at Charlotte	113-107(OT)	W
07-08	Jan. 4	CHARLOTTE	102-96	W
07-08	Jan. 8	at Charlotte	99-115	L
07-08	Feb. 8	at Charlotte	104-90	W
07-08	Apr. 15	CHARLOTTE	112-108 (OT)	W
08-09	Dec. 26	CHARLOTTE	87-95	L
08-09	Dec. 27	at Charlotte	114-103	W
08-09	Apr. 13	CHARLOTTE	91-87	W
09-10	Nov. 2	at Charlotte	68-79	L
09-10	Dec. 4	CHARLOTTE	97-91	W
09-10	Feb. 16	at Charlotte	103-94	W
09-10	Apr. 12	CHARLOTTE	95-105	L
10-11	Nov. 3	CHARLOTTE	83-85	L
10-11	Dec. 3	at Charlotte	84-91 (OT)	L
10-11	Feb. 11	at Charlotte	94-89	W
10-11	Apr. 11	CHARLOTTE	103-105	L
11-12	Jan. 22	CHARLOTTE	97-87	W
11-12	Mar. 4	at Charlotte	104-101	W
11-12	Mar. 9	at Charlotte	83-74	W
11-12	Mar. 24	CHARLOTTE	102-89	W
12-13	Dec. 28	CHARLOTTE	97-81	W
12-13	Mar. 6	at Charlotte	99-78	W
12-13	Apr. 6	CHARLOTTE	105-96	W
13-14	Nov. 20	at Charlotte	91-95	L
13-14	Feb. 12	CHARLOTTE	105-89	W
13-14	Mar. 19	CHARLOTTE	104-99	W
13-14	Mar. 26	at Charlotte	111-116 (OT)	L
14-15	Dec. 13	at Charlotte	114-87	W
14-15	Mar. 4	CHARLOTTE	91-115	L
14-15	Mar. 25	at Charlotte	91-88	W

OPPONENTS



# 2015-16 BROOKLYN NETS MEDIA GUIDE

## Chicago Bulls

Chairman  
President and Chief Operating Officer  
Executive VP, Basketball Operations  
General Manager  
Assistant General Manager  
Head Coach  
Associate Head Coach  
Assistant Coaches  
Director of Sports Performance  
Head Athletic Trainer  
Assistant Athletic Trainer  
Head Strength Coach  
Assistant Strength Coach  
Senior Director of Public/Media Relations  
Senior Manager of Public/Media Relations  
Manager of Public and Media Relations  
Radio  
Spanish Radio  
Television  
Cable  
Home Court  
Colors

Jerry Reinsdorf  
Michael Reinsdorf  
John Paxson  
Gar Forman  
Brian Hagen  
Fred Hoiberg  
Jim Boylen  
Pete Myers, Randy Brown, Mike Wilhelm, Charlie Henry  
Jennifer Swanson  
Jeff Tanaka  
Armando Rivas  
Nick Papendieck  
Matt Johnson  
Tim Hallam  
Matt Yob  
Shaun Hickombottom  
WMVP (1000 AM) – Chuck Swirsky, Bill Wennington, Steve Kashul  
WRTD (1200 AM) – Omar Ramos, Matt Moreno  
WGN (Ch. 9), WPWR (Ch. 50) – Neil Funk, Stacey King  
Comcast SportsNet Chicago – Neil Funk, Stacey King  
United Center (20,917)  
Red, Black and White



### BROOKLYN ALL-TIME RECORD VS. CHICAGO 68-87, (49-28 at Home)

Largest Brooklyn Victory	119-86, 2-23-83 at NJ (33)
Largest Chicago Victory	140-96, 1-4-92 at Chicago (44)
Most Points, Brooklyn	135-133 (OT), 2-11-81; 130-104, 1-14-82 at NJ
Fewest Points, Brooklyn	69-71, 12-10-99 at Chicago
Most Points, Chicago	140-96, 1-4-92 at Chicago
Fewest Points, Chicago	68-100, 11-27-01 at NJ
Longest Winning Streak, Brooklyn	8 games, 12-23-03 through 11-5-05
Longest Winning Streak, Chicago	12 games, 2-16-91 through 12-29-93
Nets Last Home Win	3-3-14, 96-80
Nets Last Road Win	12-30-14, 96-82
Current Streak	Nets lost 1, last win 12-30-14 (96-82)

### 2015-16 SCHEDULE (ALL TIMES EASTERN)

Oct. 28	CHICAGO	7:30 PM
Dec. 21	@ Chicago	8:00 PM
Mar. 17	@ Chicago	8:00 PM

### 2014-2015 SEASON SERIES (1-3) BROOKLYN NETS VS. CHICAGO

PLAYER	G-GS	MIN	FG-FGA	PCT	3FG-FGA	PCT	FT-FTA	PCT	OFF	DEF	TOT	AST	PF-DQ	STL	TO	BLK	PTS	AVG	HI
Lopez	3-3	89	23-43	.535	0-0	---	7-9	.778	6	9	15	0	12-0	0	2	3	53	17.7	29
Johnson	3-3	101	14-30	.467	1-5	.200	6-8	.750	0	15	15	7	6-0	1	7	0	35	11.7	20
Jack	4-1	111	17-44	.386	1-5	.200	10-11	.909	3	10	13	15	3-0	2	6	0	45	11.3	15
Williams	4-3	120	12-48	.250	1-4	.250	17-19	.895	3	13	16	17	8-0	6	7	3	42	10.5	17
Garrett	2-2	50	9-22	.409	0-0	---	2-2	1.000	3	11	14	5	4-0	5	0	0	20	10.0	13
Anderson	3-1	63	11-19	.579	6-12	.500	0-0	---	0	8	8	3	7-0	3	1	0	28	9.3	12
Young (TOT)	2-2	44	7-20	.350	0-2	.000	2-2	1.000	4	8	12	2	4-0	1	1	0	16	8.0	8
Young (BRK)	1-1	27	3-11	.273	0-1	.000	2-2	1.000	4	7	11	0	1-0	1	1	0	8	8.0	8
Bogdanovic	4-1	84	11-28	.393	4-11	.364	4-4	1.000	2	5	7	4	6-0	4	3	0	30	7.5	17
Jordan	4-0	58	9-17	.529	0-0	---	6-6	1.000	6	5	11	2	8-0	2	1	2	24	6.0	10
Plumlee	4-2	73	7-23	.304	0-0	---	9-19	.474	12	14	26	4	13-0	1	6	4	23	5.8	9
Brown	2-1	22	4-11	.364	0-1	.000	3-3	1.000	0	3	3	0	0-0	0	1	0	11	5.5	8
Teletovic	2-0	48	2-15	.133	1-9	.111	4-4	1.000	1	8	9	2	4-0	1	2	0	9	4.5	5
Davies (TOT)	2-0	27	3-8	.375	1-3	.333	0-0	---	1	1	2	4	3-0	0	1	0	7	3.5	7
Davies (BRK)	1-0	3	0-1	.000	0-0	---	0-0	---	0	0	0	1	0-0	0	0	0	0	0.0	0
Gutierrez	2-0	9	2-3	.667	0-0	---	2-2	1.000	0	1	1	2	0-0	0	1	0	6	3.0	6
Karasev	3-2	59	3-14	.214	0-3	.000	2-2	1.000	2	5	7	2	6-0	2	2	0	8	2.7	6
Jefferson	4-0	31	2-11	.182	0-2	.000	0-0	---	2	6	8	1	3-0	1	1	1	4	1.0	4
Clark	1-0	7	0-2	.000	0-1	.000	0-0	---	0	2	2	0	0-0	0	0	0	0	0.0	0
Morris	2-0	5	0-2	.000	0-0	---	0-0	---	0	0	0	0	0-0	0	0	0	0	0.0	0
NETS	4	960	129-344	.375	14-54	.259	74-91	.813	44	122	166	65	81-0	29	42	13	346	86.5	96
BULLS	4	960	148-322	.460	35-101	.347	71-98	.724	44	157	201	88	78-0	24	58	35	402	100.5	113

### 2014-2015 SEASON SERIES (3-1) CHICAGO BULLS VS. BROOKLYN

PLAYER	G-GS	MIN	FG-FGA	PCT	3FG-FGA	PCT	FT-FTA	PCT	OFF	DEF	TOT	AST	PF-DQ	STL	TO	BLK	PTS	AVG	HI
Gasol	4-4	133	28-51	.549	0-1	.000	17-18	.944	10	37	47	14	5-0	1	7	10	73	18.3	25
Butler	4-4	144	23-44	.523	3-10	.300	20-29	.690	3	15	18	10	6-0	4	5	3	69	17.3	26
Rose	4-4	101	20-55	.364	7-23	.304	7-10	.700	2	15	17	18	8-0	1	15	1	54	13.5	23
Mirotic	4-0	89	15-34	.441	8-21	.381	12-17	.706	4	21	25	3	10-0	5	6	2	50	12.5	26
Dunleavy	4-4	121	18-40	.450	10-22	.455	0-0	---	3	14	17	8	4-0	3	1	0	46	11.5	23
Gibson	3-2	87	13-22	.591	0-0	---	8-14	.571	7	19	26	5	7-0	0	3	12	34	11.3	15
Noah	2-2	63	7-13	.538	0-1	.000	1-4	.250	6	16	22	6	9-0	3	8	1	15	7.5	12
Brooks	4-0	68	10-24	.417	3-10	.300	6-6	1.000	3	4	7	13	10-0	2	7	0	29	7.3	11
Hinrich	2-0	49	5-10	.500	1-5	.200	0-0	---	0	3	3	4	7-0	1	0	1	11	5.5	6
Snell	4-0	48	6-13	.462	3-7	.429	0-0	---	2	7	9	5	7-0	1	1	3	15	3.8	9
Mohammed	4-0	14	2-5	.400	0-0	---	0-0	---	0	3	3	1	2-0	0	0	0	4	1.0	2
Moore	4-0	26	1-7	.143	0-1	.000	0-0	---	2	3	5	1	2-0	2	0	2	2	0.5	2
Bairdow	2-0	11	0-3	.000	0-0	---	0-0	---	2	0	2	0	1-0	1	0	0	0	0.0	0
McDermott	2-0	9	0-1	.000	0-0	---	0-0	---	0	0	0	0	0-0	0	0	0	0	0.0	0
BULLS	4	960	148-322	.460	35-101	.347	71-98	.724	44	157	201	88	78-0	24	58	35	402	100.5	113
NETS	4	960	129-344	.375	14-54	.259	74-91	.813	44	122	166	65	81-0	29	42	13	346	86.5	96



# 2015-16 BROOKLYN NETS MEDIA GUIDE

## ALL-TIME SERIES VS. CHICAGO

YEAR	DATE	OPPONENT	SCORE	W/L	YEAR	DATE	OPPONENT	SCORE	W/L
76-77	Jan. 4	at Chicago	80-88	L	93-94	Dec. 29	at Chicago	86-94	L
76-77	Jan. 23	CHICAGO	95-86	W	93-94	Mar. 25	CHICAGO	110-87	W
76-77	Feb. 15	at Chicago	106-114	L	93-94	Apr. 12	at Chicago	105-111	L
77-78	Nov. 11	CHICAGO	91-89	W	94-95	Nov. 9	CHICAGO	110-109	W
77-78	Dec. 8	at Chicago	78-104	L	94-95	Dec. 5	at Chicago	99-94	W
77-78	Mar. 22	CHICAGO	105-99	W	94-95	Feb. 27	at Chicago	86-108	L
78-79	Nov. 11	at Chicago	125-112	W	94-95	Apr. 5	CHICAGO	101-108	L
78-79	Jan. 10	CHICAGO	116-120	L	95-96	Nov. 17	at Chicago	94-109	L
78-79	Mar. 13	at Chicago	102-105	L	95-96	Mar. 16	CHICAGO	93-97	L
78-79	Mar. 25	CHICAGO	99-88	W	95-96	Apr. 11	CHICAGO	100-113	L
79-80	Oct. 23	at Chicago	103-108	L	96-97	Dec. 13	CHICAGO	92-113	L
79-80	Jan. 27	CHICAGO	128-127	W	96-97	Dec. 23	at Chicago	81-113	L
80-81	Oct. 18	at Chicago	107-90	W	96-97	Mar. 14	CHICAGO	99-98	W
80-81	Nov. 5	CHICAGO	105-120	L	96-97	Mar. 29	at Chicago	101-111	L
80-81	Dec. 30	at Chicago	110-121	L	97-98	Nov. 8	at Chicago	86-99	L
80-81	Feb. 11	CHICAGO	135-133 (OT)	W	97-98	Dec. 20	CHICAGO	92-100	L
80-81	Mar. 3	at Chicago	102-128	L	97-98	Jan. 23	CHICAGO	98-100 (OT)	L
81-82	Nov. 7	at Chicago	105-118	L	97-98	Mar. 16	at Chicago	72-88	L
81-82	Dec. 16	CHICAGO	97-98 (OT)	L	98-99	Mar. 9	at Chicago	87-103	L
81-82	Jan. 14	CHICAGO	130-104	W	98-99	Mar. 18	at Chicago	95-104	L
81-82	Feb. 2	at Chicago	116-112	W	98-99	Apr. 21	CHICAGO	99-87	W
81-82	Feb. 17	CHICAGO	115-105	W	99-00	Dec. 10	at Chicago	69-71	L
81-82	Mar. 5	at Chicago	107-90	W	99-00	Dec. 26	CHICAGO	103-76	W
82-83	Oct. 29	CHICAGO	114-102	W	99-00	Apr. 11	at Chicago	93-100	L
82-83	Nov. 12	at Chicago	105-113	L	00-01	Nov. 3	at Chicago	92-82	W
82-83	Jan. 7	at Chicago	111-98	W	00-01	Dec. 31	at Chicago	77-86	L
82-83	Feb. 4	CHICAGO	120-98	W	00-01	Jan. 20	CHICAGO	123-103	W
82-83	Feb. 23	CHICAGO	119-86	W	00-01	Apr. 17	CHICAGO	94-100	L
82-83	Mar. 4	at Chicago	119-124	L	01-02	Nov. 27	CHICAGO	100-68	W
83-84	Oct. 29	at Chicago	97-104	L	01-02	Dec. 11	at Chicago	107-93	W
83-84	Nov. 3	CHICAGO	112-107	W	01-02	Feb. 15	at Chicago	106-81	W
83-84	Jan. 11	CHICAGO	120-105	W	01-02	Mar. 3	CHICAGO	92-84	W
83-84	Feb. 4	at Chicago	108-105	W	02-03	Nov. 9	at Chicago	93-100	L
83-84	Feb. 8	CHICAGO	110-114 (OT)	L	02-03	Dec. 23	CHICAGO	99-83	W
83-84	Apr. 11	at Chicago	129-112	W	02-03	Feb. 14	CHICAGO	90-72	W
84-85	Dec. 4	at Chicago	97-112	L	02-03	Apr. 11	at Chicago	86-95	L
84-85	Dec. 14	CHICAGO	111-109	W	03-04	Dec. 23	CHICAGO	95-78	W
84-85	Jan. 16	CHICAGO	100-94	W	03-04	Mar. 12	CHICAGO	88-76	W
84-85	Mar. 3	at Chicago	117-113	W	03-04	Mar. 23	at Chicago	84-81	W
84-85	Apr. 2	at Chicago	94-108	L	04-05	Nov. 5	at Chicago	111-106 (2OT)	W
84-85	Apr. 13	CHICAGO	123-111	W	04-05	Dec. 28	at Chicago	84-80	W
85-86	Nov. 7	CHICAGO	106-97	W	04-05	Feb. 1	Chicago	107-97	W
85-86	Jan. 7	at Chicago	110-105	W	04-05	Mar. 16	Chicago	100-84	W
85-86	Feb. 19	CHICAGO	96-99	L	05-06	Nov. 5	Chicago	100-99	W
85-86	Mar. 11	at Chicago	100-113	L	05-06	Mar. 7	at Chicago	87-95	L
85-86	Mar. 28	CHICAGO	118-107	W	05-06	Apr. 11	at Chicago	101-104	L
86-87	Dec. 16	at Chicago	98-99	L	06-07	Jan. 5	Chicago	91-86	W
86-87	Jan. 10	at Chicago	109-119	L	06-07	Jan. 11	at Chicago	86-83	W
86-87	Feb. 26	at Chicago	113-128	L	06-07	Apr. 6	at Chicago	74-105	L
86-87	Mar. 1	CHICAGO	105-95	W	06-07	Apr. 18	Chicago	106-97	W
86-87	Mar. 26	CHICAGO	109-107	W	07-08	Oct. 31	CHICAGO	112-103 (OT)	W
87-88	Nov. 11	CHICAGO	96-105	L	07-08	Feb. 20	CHICAGO	110-102 (OT)	W
87-88	Nov. 13	at Chicago	85-103	L	07-08	Mar. 18	at Chicago	96-112	L
87-88	Jan. 2	at Chicago	93-116	L	08-09	Dec. 13	at Chicago	104-113	L
87-88	Jan. 29	at Chicago	93-120	L	08-09	Dec. 29	CHICAGO	87-100	L
87-88	Feb. 10	CHICAGO	93-84	W	08-09	Feb. 25	CHICAGO	111-99	W
87-88	Apr. 15	CHICAGO	99-100	L	08-09	Apr. 4	at Chicago	94-103	L
88-89	Nov. 11	at Chicago	85-97	L	09-10	Dec. 8	at Chicago	103-101	W
88-89	Nov. 12	CHICAGO	97-91	W	09-10	Mar. 27	at Chicago	83-106	L
88-89	Apr. 2	at Chicago	95-106	L	09-10	Apr. 9	CHICAGO	127-116 (2OT)	W
88-89	Apr. 14	CHICAGO	123-111	W	10-11	Dec. 31	at Chicago	81-90	L
89-90	Nov. 10	CHICAGO	117-107	W	10-11	Jan. 5	CHICAGO	96-94	W
89-90	Jan. 27	at Chicago	107-110	L	10-11	Mar. 17	CHICAGO	73-84	L
89-90	Feb. 25	CHICAGO	106-107 (OT)	L	10-11	Apr. 13	at Chicago	92-97	L
89-90	Mar. 2	at Chicago	91-112	L	11-12	Jan. 23	at Chicago	95-110	L
90-91	Jan. 8	at Chicago	102-111	L	11-12	Feb. 6	CHICAGO	108-87	L
90-91	Jan. 23	CHICAGO	99-95	W	11-12	Feb. 18	at Chicago	97-85	W
90-91	Feb. 16	at Chicago	87-99	L	12-13	Dec. 15	at Chicago	82-83	L
90-91	Mar. 28	CHICAGO	98-115	L	12-13	Feb. 1	CHICAGO	93-89	W
91-92	Dec. 20	CHICAGO	98-115	L	12-13	Mar. 2	at Chicago	85-96	L
91-92	Jan. 4	at Chicago	96-140	L	12-13	Apr. 4	CHICAGO	90-92	L
91-92	Feb. 11	at Chicago	113-133	L	13-14	Dec. 25	CHICAGO	78-95	L
91-92	Mar. 17	CHICAGO	79-90	L	13-14	Feb. 13	at Chicago	76-92	L
92-93	Dec. 12	at Chicago	89-95	L	13-14	Mar. 3	CHICAGO	96-80	W
92-93	Jan. 21	CHICAGO	94-107	L	14-15	Nov. 30	CHICAGO	84-102	L
92-93	Mar. 2	CHICAGO	80-87	L	14-15	Dec. 10	at Chicago	80-105	L
92-93	Apr. 2	at Chicago	105-118	L	14-15	Dec. 30	at Chicago	96-82	W
93-94	Dec. 10	CHICAGO	105-109	L	14-15	Apr. 13	CHICAGO	86-113	L





# 2015-16 BROOKLYN NETS MEDIA GUIDE

## Cleveland Cavaliers

Majority Owner/Chairman  
General Manager  
Assistant General Manager  
Head Coach  
Associate Head Coach  
Assistant Coaches  
Director of Player Development/Assistant Coach  
High Performance Director  
Head Athletic Trainer  
Senior Vice President, Communications  
Director of Basketball Communications  
Basketball Communications Manager  
Basketball Communications Coordinator  
Sr. Director of Corporate Communications  
Radio  
Spanish Radio  
Television  
Home Court  
Colors

Dan Gilbert  
David Griffin  
Trent Redden  
David Blatt  
Tyronn Lue  
Jim Boylan, Larry Drew, Bret Brielmaier, James Posey  
Phil Handy  
Alex Moore  
Stephen Spiro  
Tad Carper  
B.J. Evans  
Jeff Schaefer  
Cherome Owens  
Phyllis Salem  
WTAM (1100 AM) – John Michael, Jim Chones, Mike Snyder  
LA MEGA (87.7 FM) – Rafael Hernández Brito  
FOX Sports Ohio – Fred McLeod, Austin Carr, Allie Clifton  
Quicken Loans Arena (20,562)  
Wine and Gold



### BROOKLYN ALL-TIME RECORD VS. CLEVELAND 73-92, (49-33 at Home)

Largest Brooklyn Victory	120-79, 11-22-02 at NJ (41)
Largest Cleveland Victory	128-92, 2-15-92 at Cleveland (36)
Most Points, Brooklyn	140-125, 3-13-81 at Cleveland
Fewest Points, Brooklyn	62-84, 1-28-97 at NJ
Most Points, Cleveland	135-117, 2-13-86 at Cleveland
Fewest Points, Cleveland	72-77, 11-16-97 at Cleveland
Longest Winning Streak, Brooklyn	16 games, 2-18-81 through 12-6-83
Longest Winning Streak, Cleveland	11 games, 2-12-88 through 4-18-90
Nets Last Home Win	3-27-15, 106-98
Nets Last Road Win	4-3-13, 113-95
Current Streak	Nets won 1, last loss 3-18-15 (92-117)

### 2015-16 SCHEDULE (ALL TIMES EASTERN)

Nov. 28	@ Cleveland	7:30 PM
Jan. 20	CLEVELAND	7:30 PM
Mar. 24	CLEVELAND	7:30 PM
Mar. 31	@ Cleveland	7:00 PM

### 2014-2015 SEASON SERIES (1-3) BROOKLYN NETS VS. CLEVELAND

PLAYER	G-GS	MIN	FG-FGA	PCT	3FG-FGA	PCT	FT-FTA	PCT	OFF	DEF	TOT	AST	PF-DQ	STL	TO	BLK	PTS	AVG	HI
Johnson	3-3	105	20-41	.488	7-18	.389	5-5	1.000	1	11	12	15	6-0	2	6	1	52	17.3	26
Lopez	2-2	69	11-26	.423	0-0	---	8-8	1.000	10	7	17	5	6-0	1	5	2	30	15.0	20
Young (TOT)	3-3	86	19-39	.487	2-4	.500	1-2	.500	6	6	12	3	8-0	5	6	2	41	13.7	19
Young (BRK)	1-1	16	4-8	.500	1-3	.333	0-0	---	0	3	3	0	4-0	2	3	0	9	9.0	9
Garnett	2-2	49	11-21	.524	0-1	.000	2-3	.667	2	12	14	4	4-0	0	3	0	24	12.0	14
Karasev	2-1	51	9-15	.600	3-5	.600	2-2	1.000	1	4	5	2	3-0	3	2	0	23	11.5	12
Jack	4-0	103	17-38	.447	2-6	.333	8-12	.667	0	12	12	16	6-0	4	8	1	44	11.0	16
Williams	4-4	96	12-37	.324	3-11	.273	12-13	.923	1	8	9	27	6-0	2	11	0	39	9.8	20
Plumlee	4-2	97	13-23	.565	0-0	---	9-17	.529	9	16	25	4	10-0	1	3	5	35	8.8	14
Bogdanovic	4-1	93	13-28	.464	4-13	.308	2-2	1.000	3	7	10	2	6-0	1	0	0	32	8.0	18
Clark	1-0	11	3-5	.600	1-3	.333	0-0	---	0	1	1	1	2-0	1	0	0	7	7.0	7
Anderson	4-1	84	10-22	.455	2-9	.222	2-2	1.000	1	13	14	2	7-0	5	4	0	24	6.0	13
Davies (TOT)	1-0	10	2-5	.400	1-2	.500	1-2	.500	0	1	1	0	1-0	0	2	1	6	6.0	6
Davies (BRK)	1-0	10	2-5	.400	1-2	.500	1-2	.500	0	1	1	0	1-0	0	2	1	6	6.0	6
Brown	3-2	54	7-17	.412	2-4	.500	1-2	.500	0	8	8	7	3-0	3	2	0	17	5.7	10
Teletovic	2-1	40	5-14	.357	1-8	.125	0-2	.000	1	6	7	3	5-0	1	0	1	11	5.5	11
Jordan	3-0	39	8-12	.667	0-0	---	0-1	.000	2	2	4	2	6-0	1	3	3	16	5.3	12
Jefferson	3-0	26	4-8	.500	0-1	.000	0-0	---	1	3	4	1	2-0	0	0	2	8	2.7	4
Gutierrez	1-0	6	0-0	---	0-0	---	0-0	---	0	2	2	1	1-0	0	1	0	0	0.0	0
Morris	2-0	12	0-5	.000	0-2	.000	0-0	---	0	0	0	0	3-0	0	1	0	0	0.0	0
NETS	4	960	149-325	.458	27-86	.314	52-71	.732	32	116	148	92	81-0	27	54	16	377	94.3	106
CAVALIERS	4	960	156-330	.473	41-108	.380	67-91	.736	48	134	182	96	69-1	29	60	16	420	105.0	117

### 2014-2015 SEASON SERIES (3-1) CLEVELAND CAVALIERS VS. BROOKLYN

PLAYER	G-GS	MIN	FG-FGA	PCT	3FG-FGA	PCT	FT-FTA	PCT	OFF	DEF	TOT	AST	PF-DQ	STL	TO	BLK	PTS	AVG	HI
James	4-4	147	28-63	.444	7-16	.438	17-24	.708	2	14	16	32	11-0	11	12	1	80	20.0	24
Irving	4-4	136	23-60	.383	2-10	.200	13-14	.929	1	11	12	22	9-0	3	6	2	61	15.3	26
Walters	2-0	36	12-25	.480	1-8	.125	5-6	.833	0	2	2	5	1-0	3	1	1	30	15.0	26
Love	4-4	130	18-44	.409	4-15	.267	13-17	.765	11	35	46	8	10-1	1	9	3	53	13.3	19
Miller	2-1	38	8-10	.800	8-10	.800	0-0	---	0	3	3	0	2-0	0	2	0	24	12.0	21
Smith (TOT)	3-2	88	13-29	.448	7-19	.368	0-0	---	0	12	12	8	7-0	4	7	1	33	11.0	17
Smith (CLE)	2-2	64	9-23	.391	7-19	.368	0-0	---	0	8	8	3	5-0	2	3	1	25	12.5	17
Thompson	4-0	103	17-22	.773	0-0	---	7-14	.500	16	21	37	3	4-0	4	2	2	41	10.3	14
Shumpert (TOT)	4-2	109	16-36	.444	4-15	.267	3-3	1.000	4	10	14	8	12-0	3	4	0	39	9.8	11
Shumpert (CLE)	2-0	56	8-17	.471	2-7	.286	1-1	1.000	3	6	9	1	5-0	1	1	0	19	9.5	10
Mozgov (TOT)	3-3	61	9-18	.500	0-0	---	6-9	.667	5	11	16	1	4-0	2	5	4	24	8.0	17
Mozgov (CLE)	2-2	33	8-11	.727	0-0	---	3-5	.600	2	6	8	1	3-0	0	4	2	19	9.5	17
Varejao	2-2	41	3-9	.333	0-0	---	8-10	.800	8	11	19	2	2-0	0	3	1	14	7.0	7
Jones	4-0	42	7-15	.467	7-14	.500	0-0	---	0	3	3	2	3-0	1	1	0	21	5.3	12
Marion	3-1	35	6-11	.545	0-1	.000	0-0	---	0	4	4	3	2-0	2	2	0	12	4.0	8
Dellavedova	4-0	65	5-11	.455	2-5	.400	0-0	---	3	3	6	12	7-0	1	6	1	12	3.0	8
Harris	1-0	6	1-2	.500	1-2	.500	0-0	---	0	0	0	0	0-0	0	0	0	3	3.0	3
Perkins (TOT)	4-0	48	4-11	.364	0-0	---	2-4	.500	6	8	14	0	7-0	0	7	2	10	2.5	6
Perkins (CLE)	2-0	12	2-4	.500	0-0	---	0-0	---	2	4	6	0	2-0	0	3	1	4	2.0	4
Haywood	1-0	5	1-2	.500	0-0	---	0-0	---	0	2	2	0	3-0	0	1	1	2	2.0	2
Amundson	1-0	5	0-0	---	0-0	---	0-0	---	0	1	1	0	0-0	0	0	0	0	0.0	0
Price	1-0	3	0-1	.000	0-1	.000	0-0	---	0	0	0	2	0-0	0	0	0	0	0.0	0
CAVALIERS	4	960	156-330	.473	41-108	.380	67-91	.736	48	134	182	96	69-1	29	60	16	420	105.0	117
NETS	4	960	149-325	.458	27-86	.314	52-71	.732	32	116	148	92	81-0	27	54	16	377	94.3	106



# 2015-16 BROOKLYN NETS MEDIA GUIDE

## ALL-TIME SERIES VS. CLEVELAND

YEAR	DATE	OPPONENT	SCORE	W/L	YEAR	DATE	OPPONENT	SCORE	W/L
76-77	Nov. 1	CLEVELAND	75-82	L	92-93	Apr. 10	CLEVELAND	99-100	L
76-77	Nov. 6	at Cleveland	93-101	L	93-94	Dec. 1	CLEVELAND	97-82	W
76-77	Feb. 6	at Cleveland	94-90	W	93-94	Jan. 13	at Cleveland	93-104	L
76-77	Mar. 18	CLEVELAND	88-101	L	93-94	Feb. 8	at Cleveland	104-112	L
77-78	Nov. 5	at Cleveland	93-105	L	93-94	Feb. 9	CLEVELAND	106-95	W
77-78	Dec. 16	CLEVELAND	116-106 (OT)	W	94-95	Dec. 14	CLEVELAND	88-95	L
77-78	Jan. 5	at Cleveland	94-110	L	94-95	Dec. 23	at Cleveland	75-80	L
77-78	Feb. 17	CLEVELAND	96-99	L	94-95	Feb. 18	CLEVELAND	75-82	L
78-79	Oct. 27	CLEVELAND	123-108	W	94-95	Feb. 25	at Cleveland	102-105	L
78-79	Dec. 30	at Cleveland	94-104	L	95-96	Dec. 2	CLEVELAND	79-78	W
78-79	Jan. 24	CLEVELAND	114-123	L	95-96	Dec. 9	at Cleveland	85-73	W
78-79	Feb. 6	at Cleveland	100-119	L	95-96	Feb. 24	at Cleveland	74-103	L
79-80	Oct. 12	CLEVELAND	102-95	W	96-97	Nov. 1	CLEVELAND	77-90	L
79-80	Nov. 25	at Cleveland	103-112	L	96-97	Dec. 18	at Cleveland	81-99	L
79-80	Dec. 15	at Cleveland	111-117	L	96-97	Jan. 28	CLEVELAND	62-84	L
79-80	Jan. 6	CLEVELAND	108-100	W	96-97	Feb. 17	at Cleveland	101-108	L
79-80	Jan. 23	CLEVELAND	117-103	W	97-98	Nov. 13	CLEVELAND	74-85	L
79-80	Mar. 11	at Cleveland	119-122	L	97-98	Nov. 16	at Cleveland	77-72	W
80-81	Oct. 11	at Cleveland	99-96	W	97-98	Jan. 3	at Cleveland	81-95	L
80-81	Oct. 24	CLEVELAND	112-126	L	97-98	Feb. 20	CLEVELAND	95-109	L
80-81	Jan. 2	CLEVELAND	105-111	L	98-99	Feb. 20	at Cleveland	84-89	L
80-81	Jan. 22	at Cleveland	94-108	L	98-99	Mar. 21	at Cleveland	85-88	L
80-81	Feb. 18	CLEVELAND	110-108	W	98-99	Mar. 27	CLEVELAND	99-109	L
80-81	Mar. 13	at Cleveland	140-125	W	99-00	Nov. 3	at Cleveland	90-97	L
81-82	Dec. 2	CLEVELAND	125-106	W	99-00	Dec. 15	CLEVELAND	111-110	W
81-82	Dec. 19	at Cleveland	119-107	W	99-00	Dec. 18	at Cleveland	98-74	W
81-82	Jan. 8	CLEVELAND	110-100	W	99-00	Apr. 19	CLEVELAND	108-111	L
81-82	Feb. 7	at Cleveland	110-94	W	00-01	Oct. 31	CLEVELAND	82-86	L
81-82	Mar. 31	CLEVELAND	103-87	W	00-01	Jan. 8	at Cleveland	90-92	L
81-82	Apr. 4	at Cleveland	119-109	W	00-01	Apr. 13	CLEVELAND	91-97	L
82-83	Nov. 5	at Cleveland	99-91	W	01-02	Nov. 10	CLEVELAND	87-84	W
82-83	Dec. 27	CLEVELAND	94-82	W	01-02	Dec. 7	CLEVELAND	96-84	W
82-83	Jan. 21	CLEVELAND	105-99	W	01-02	Dec. 26	at Cleveland	91-89	W
82-83	Feb. 2	at Cleveland	118-105	W	01-02	Mar. 19	at Cleveland	97-100	L
82-83	Mar. 16	at Cleveland	96-90	W	02-03	Nov. 22	CLEVELAND	120-79	W
82-83	Apr. 9	CLEVELAND	115-105	W	02-03	Dec. 30	CLEVELAND	102-88	W
83-84	Nov. 1	CLEVELAND	125-113	W	02-03	Feb. 25	at Cleveland	90-93	L
83-84	Dec. 6	CLEVELAND	114-105	W	02-03	Mar. 23	at Cleveland	88-93	L
83-84	Feb. 14	at Cleveland	93-103	L	03-04	Jan. 2	CLEVELAND	97-82	W
83-84	Mar. 27	at Cleveland	103-106	L	03-04	Feb. 11	at Cleveland	105-85	W
83-84	Apr. 8	CLEVELAND	124-97	W	03-04	Mar. 27	at Cleveland	104-107	L
84-85	Oct. 27	at Cleveland	131-106	W	04-05	Dec. 7	at Cleveland	97-103	L
84-85	Jan. 8	at Cleveland	101-107	L	04-05	Dec. 22	CLEVELAND	92-90	W
84-85	Feb. 13	CLEVELAND	112-105	W	04-05	Feb. 27	CLEVELAND	104-98	W
84-85	Mar. 20	CLEVELAND	128-108	W	04-05	Apr. 5	at Cleveland	111-80	W
84-85	Apr. 9	at Cleveland	100-114	L	05-06	Dec. 9	at Cleveland	109-100	W
85-86	Nov. 30	at Cleveland	90-119	L	05-06	Dec. 27	CLEVELAND	96-91	W
85-86	Dec. 23	CLEVELAND	108-101	W	05-06	Feb. 1	at Cleveland	85-91	L
85-86	Jan. 4	CLEVELAND	125-106	W	05-06	Apr. 8	CLEVELAND	102-108	L
85-86	Feb. 13	at Cleveland	117-135	L	06-07	Dec. 20	CLEVELAND	113-111	W
85-86	Mar. 15	at Cleveland	102-100	W	06-07	Jan. 6	at Cleveland	91-96	L
85-86	Mar. 26	CLEVELAND	108-110	L	06-07	Apr. 12	at Cleveland	76-94	L
86-87	Dec. 26	at Cleveland	112-121	L	07-08	Dec. 4	at Cleveland	100-79	W
86-87	Dec. 27	CLEVELAND	120-111	W	07-08	Dec. 14	CLEVELAND	105-97	W
86-87	Feb. 15	CLEVELAND	120-104	W	07-08	Mar. 12	CLEVELAND	104-99	W
86-87	Mar. 17	CLEVELAND	91-110	L	07-08	Apr. 9	at Cleveland	83-104	L
86-87	Mar. 20	at Cleveland	105-106	L	08-09	Nov. 18	CLEVELAND	82-106	L
86-87	Apr. 14	at Cleveland	95-113	L	08-09	Mar. 22	CLEVELAND	88-96	L
87-88	Nov. 6	CLEVELAND	108-114	L	08-09	Mar. 25	at Cleveland	87-98	L
87-88	Dec. 18	at Cleveland	94-103	L	09-10	Dec. 15	at Cleveland	89-99	L
87-88	Dec. 27	CLEVELAND	101-83	W	09-10	Jan. 2	CLEVELAND	86-94	L
87-88	Feb. 12	at Cleveland	98-96	L	09-10	Feb. 9	at Cleveland	97-104	L
87-88	Mar. 23	at Cleveland	96-105	L	09-10	Mar. 3	CLEVELAND	92-111	L
87-88	Apr. 10	CLEVELAND	105-119	L	10-11	Nov. 9	CLEVELAND	91-93	L
88-89	Nov. 18	CLEVELAND	94-95	L	10-11	Nov. 10	at Cleveland	95-87	W
88-89	Jan. 21	at Cleveland	103-115	L	10-11	Jan. 24	CLEVELAND	103-101	W
88-89	Feb. 22	at Cleveland	111-130	L	10-11	Mar. 23	at Cleveland	98-94 OT	W
88-89	Mar. 19	CLEVELAND	91-101	L	11-12	Jan. 1	at Cleveland	82-98	L
89-90	Nov. 14	CLEVELAND	92-103	L	11-12	Jan. 27	at Cleveland	99-96	W
89-90	Jan. 13	at Cleveland	96-98	L	11-12	Mar. 17	CLEVELAND	100-105	L
89-90	Mar. 24	at Cleveland	108-115	L	11-12	Apr. 8	CLEVELAND	122-117 (OT)	W
89-90	Apr. 18	CLEVELAND	93-100	L	12-13	Nov. 13	CLEVELAND	114-101	W
90-91	Dec. 21	CLEVELAND	111-103	W	12-13	Dec. 29	CLEVELAND	103-100	W
90-91	Mar. 23	at Cleveland	82-108	L	12-13	Apr. 3	at Cleveland	113-95	W
90-91	Apr. 12	CLEVELAND	104-103	W	13-14	Oct. 30	at Cleveland	94-98	L
90-91	Apr. 13	at Cleveland	98-102	L	13-14	Jan. 4	CLEVELAND	89-82	W
91-92	Nov. 21	at Cleveland	112-116	L	13-14	Mar. 28	CLEVELAND	108-97	W
91-92	Dec. 18	CLEVELAND	102-93	W	13-14	Apr. 16	at Cleveland	85-114	L
91-92	Feb. 15	at Cleveland	92-128	L	14-15	Dec. 8	CLEVELAND	88-110	L
91-92	Apr. 10	CLEVELAND	110-86	W	14-15	Dec. 19	at Cleveland	91-95	L
92-93	Dec. 26	at Cleveland	119-114	W	14-15	Mar. 18	at Cleveland	92-117	L
92-93	Jan. 13	CLEVELAND	104-98	W	14-15	Mar. 27	CLEVELAND	106-98	W
92-93	Apr. 4	at Cleveland	99-105	L					



# 2015-16 BROOKLYN NETS MEDIA GUIDE

## Dallas Mavericks

Owner  
Chief Operating Officer  
President of Basketball Operations/General Manager  
Head Coach  
Assistant Coaches  
Assistant General Manager  
Head Athletic Trainer  
Assistant Athletic Trainer  
Assistant Coach/Strength Coach  
Vice President of Basketball Communications  
Director of Basketball Communications  
Basketball Communications Manager  
Radio  
Spanish Radio  
Television  
Home Court  
Colors

Mark Cuban  
Floyd Jahner  
Donn Nelson  
Rick Carlisle  
Melvin Hunt, Kaleb Canales, Jamahl Mosley, Darrell Armstrong  
Keith Grant  
Casey Smith  
Dionne Calhoun  
Jeremy Holsope  
Sarah Melton  
Scott Tomlin  
Alan Rakowski  
ESPN Radio (103.3 FM) – Chuck Cooperstein, Brad Davis  
ESPN Deportes (1540 AM) – Victor Villalba  
FOX Sports Southwest – Mark Followill, Derek Harper, Jeff Wade  
American Airlines Center (19,200)  
Blue, Black and Silver



### BROOKLYN ALL-TIME RECORD VS. DALLAS 27-39, (15-18 at Home)

Largest Brooklyn Victory	117-90, 2-27-94 at NJ (27)
Largest Dallas Victory	110-77, 1-14-06 at Dallas (33)
Most Points, Brooklyn	124-126, 2-17-86 at NJ
Fewest Points, Brooklyn	73-99, 12-10-00 at NJ
Most Points, Dallas	132-109, 2-22-81 at NJ
Fewest Points, Dallas	80-86, 11-9-93 at Dallas
Longest Winning Streak, Brooklyn	6 games 11-29-91 through 2-27-94
Longest Winning Streak, Dallas	11 games, 12-10-00 through 1-14-06
Nets Last Home Win	1-24-14, 107-106
Nets Last Road Win	2-28-15, 104-94
Current Streak	Nets won 1, last loss 1-5-15 (88-96)(OT)

### 2015-16 SCHEDULE (ALL TIMES EASTERN)

Dec. 23	DALLAS	7:30 PM
Jan. 29	@ Dallas	8:30 PM

### 2014-2015 SEASON SERIES (1-1) BROOKLYN NETS VS. DALLAS

PLAYER	G-GS	MIN	FG-FGA	PCT	3FG-FGA	PCT	FT-FTA	PCT	OFF	DEF	TOT	AST	PF-DQ	STL	TO	BLK	PTS	AVG	HI
Williams	1-1	35	8-13	.615	4-6	.667	3-4	.750	0	6	6	2	2-0	1	1	0	23	23.0	23
Jack	2-1	75	12-27	.444	0-5	.000	10-10	1.000	0	5	5	14	6-0	0	4	0	34	17.0	20
Johnson	2-2	82	14-32	.438	5-13	.385	0-0	---	1	14	15	7	2-0	1	6	1	33	16.5	18
Young (TOT)	3-2	102	19-39	.487	1-5	.200	6-8	.750	10	18	28	10	6-0	3	1	2	45	15.0	16
Young (BRK)	1-0	30	7-12	.583	1-2	.500	1-2	.500	3	5	8	1	2-0	0	1	1	16	16.0	16
Lopez	2-1	48	14-28	.500	0-1	.000	1-2	.500	4	14	18	0	6-0	1	1	4	29	14.5	22
Plumlee	2-2	63	7-12	.583	0-0	---	7-15	.467	8	9	17	2	9-0	1	6	5	21	10.5	14
Karasev	1-1	26	3-7	.429	0-4	.000	4-5	.800	0	2	2	4	3-0	1	0	0	10	10.0	10
Anderson	2-1	68	4-13	.308	2-8	.250	4-4	1.000	1	8	9	5	4-0	2	2	0	14	7.0	9
Teletovic	1-0	34	2-8	.250	0-4	.000	2-2	1.000	1	9	10	1	2-0	1	2	0	6	6.0	6
Brown	1-1	21	2-5	.400	1-3	.333	0-0	---	0	4	4	4	2-0	2	1	0	5	5.0	5
Davies (TOT)	2-0	32	2-8	.250	1-3	.333	1-2	.500	5	2	7	1	8-0	0	4	0	6	3.0	5
Bogdanovic	2-0	15	0-3	.000	0-1	.000	1-2	.500	0	3	3	0	2-0	0	3	0	1	0.5	1
Morris	1-0	9	0-1	.000	0-1	.000	0-0	---	1	2	3	0	2-0	0	1	0	0	0.0	0
NETS	2	505	73-161	.453	13-48	.271	33-46	.717	19	81	100	40	42-0	10	30	11	192	96.0	104
MAVERICKS	2	505	72-176	.409	19-55	.345	27-37	.730	22	66	88	47	36-0	18	24	9	190	95.0	96

### 2014-2015 SEASON SERIES (1-1) DALLAS MAVERICKS VS. BROOKLYN

PLAYER	G-GS	MIN	FG-FGA	PCT	3FG-FGA	PCT	FT-FTA	PCT	OFF	DEF	TOT	AST	PF-DQ	STL	TO	BLK	PTS	AVG	HI
Nowitzki	2-2	65	14-30	.467	4-8	.500	3-4	.750	4	9	13	2	2-0	1	2	1	35	17.5	20
Ellis	2-2	76	10-32	.313	2-8	.250	9-9	1.000	0	8	8	9	6-0	4	5	0	31	15.5	19
Chandler	1-1	37	6-11	.545	0-0	---	2-2	1.000	8	5	13	0	1-0	1	1	1	14	14.0	14
Stoudemire (TOT)	4-1	100	18-33	.545	0-0	---	13-17	.765	7	18	25	5	10-0	2	8	3	49	12.3	17
Stoudemire (DAL)	1-0	20	3-7	.429	0-0	---	3-4	.750	0	6	6	0	3-0	0	1	0	9	9.0	9
Aminu	1-0	24	4-4	1.000	2-2	1.000	2-2	1.000	0	5	5	2	3-0	4	0	2	12	12.0	12
Harris	2-0	45	9-14	.643	3-7	.429	2-2	1.000	0	2	2	7	4-0	1	2	1	23	11.5	14
Barea	2-1	35	6-13	.462	2-5	.400	2-4	.500	1	4	5	1	2-0	1	1	0	16	8.0	9
Rondo (TOT)	3-3	94	11-32	.344	1-5	.200	0-6	.000	5	19	24	32	7-0	3	8	1	23	7.7	13
Rondo (DAL)	2-2	65	5-23	.217	0-2	.000	0-2	.000	5	12	17	20	6-0	2	5	0	10	5.0	8
Jefferson	2-1	51	6-15	.400	2-8	.250	1-2	.500	1	4	5	1	3-0	1	3	1	15	7.5	10
Villanueva	2-0	28	5-14	.357	3-8	.375	0-0	---	3	5	8	2	1-0	1	1	1	13	6.5	8
Parsons	1-1	38	2-11	.182	1-7	.143	0-2	.000	0	3	3	2	1-0	2	1	0	5	5.0	5
Smith	1-0	16	2-2	1.000	0-0	---	1-2	.500	0	3	3	1	3-0	0	0	1	5	5.0	5
James	1-0	5	0-0	---	0-0	---	2-2	1.000	0	0	0	0	1-0	0	0	1	2	2.0	2
MAVERICKS	2	505	72-176	.409	19-55	.345	27-37	.730	22	66	88	47	36-0	18	24	9	190	95.0	96
NETS	2	505	73-161	.453	13-48	.271	33-46	.717	19	81	100	40	42-0	10	30	11	192	96.0	104



# 2015-16 BROOKLYN NETS MEDIA GUIDE

## ALL-TIME SERIES VS. DALLAS

<u>YEAR</u>	<u>DATE</u>	<u>OPPONENT</u>	<u>SCORE</u>	<u>W/L</u>
80-81	Jan. 27	at Dallas	112-100	W
80-81	Feb. 22	DALLAS	109-132	L
81-82	Nov. 28	at Dallas	107-111	L
81-82	Feb. 14	DALLAS	109-111	L
82-83	Jan. 3	DALLAS	111-105	W
82-83	Jan. 28	at Dallas	115-110	W
83-84	Nov. 17	at Dallas	113-115	L
83-84	Dec. 22	DALLAS	101-98	W
84-85	Jan. 26	at Dallas	103-93	W
84-85	Mar. 10	DALLAS	113-126	L
85-86	Nov. 15	at Dallas	98-110	L
85-86	Feb. 17	DALLAS	124-126	L
86-87	Nov. 28	at Dallas	94-119	L
86-87	Mar. 24	DALLAS	107-119	L
87-88	Dec. 16	DALLAS	105-109 (OT)	L
87-88	Feb. 1	at Dallas	108-103	W
88-89	Dec. 21	DALLAS	122-120 (OT)	W
88-89	Mar. 6	at Dallas	99-105	L
89-90	Dec. 20	DALLAS	78-84	L
89-90	Jan. 29	at Dallas	88-108	L
90-91	Jan. 7	DALLAS	87-88 (OT)	L
90-91	Mar. 4	at Dallas	100-102	L
91-92	Nov. 29	at Dallas	97-91	W
91-92	Jan. 14	DALLAS	97-88	W
92-93	Feb. 1	at Dallas	115-96	W
92-93	Mar. 21	DALLAS	106-84	W
93-94	Nov. 9	at Dallas	86-80	W
93-94	Feb. 27	DALLAS	117-90	W
94-95	Nov. 5	at Dallas	103-112	L
94-95	Feb. 24	DALLAS	114-104	W
95-96	Jan. 5	DALLAS	107-99	W
95-96	Mar. 5	at Dallas	117-127	L
96-97	Nov. 23	DALLAS	114-91	W
96-97	Jan. 25	at Dallas	81-92	L
97-98	Feb. 10	DALLAS	90-81	W
97-98	Mar. 14	at Dallas	108-93	W
98-99	Mar. 17	DALLAS	88-87	W
99-00	Jan. 22	DALLAS	98-95	W
99-00	Mar. 2	at Dallas	103-102	W
00-01	Dec. 10	DALLAS	73-99	L
00-01	Mar. 13	at Dallas	98-122	L
01-02	Jan. 21	at Dallas	105-113	L
01-02	Feb. 6	DALLAS	100-112	L
02-03	Nov. 16	DALLAS	88-96	L
02-03	Mar. 4	at Dallas	79-88	L
03-04	Jan. 20	at Dallas	93-106	L
03-04	Mar. 21	DALLAS	98-101	L
04-05	Nov. 13	Dallas	78-94	L
04-05	Jan. 15	at Dallas	93-98	L
05-06	Jan. 14	at Dallas	77-110	L
05-06	Mar. 19	DALLAS	100-89	W
06-07	Dec. 5	DALLAS	75-92	L
06-07	Mar. 6	at Dallas	89-102	L
07-08	Feb. 10	DALLAS	101-82	W
07-08	Mar. 8	at Dallas	91-111	L
08-09	Dec. 19	DALLAS	121-97	W
08-09	Feb. 18	at Dallas	98-113	L
09-10	Dec. 2	DALLAS	101-117	L
09-10	Mar. 10	at Dallas	87-96	L
10-11	Dec. 9	at Dallas	89-102	L
10-11	Jan. 22	DALLAS	86-87	L
11-12	Feb. 28	at Dallas	93-92	W
12-13	Mar. 1	DALLAS	90-98	L
12-13	Mar. 20	at Dallas	113-96	W
13-14	Jan. 24	DALLAS	107-106	W
13-14	Mar. 23	at Dallas	107-104 (OT)	W
14-15	Jan. 5	DALLAS	88-96 (OT)	L
14-15	Feb. 28	at Dallas	104-94	W





# 2015-16 BROOKLYN NETS MEDIA GUIDE

## Denver Nuggets

Owner E. Stanley Kroenke  
 President & Governor Josh Kroenke  
 General Manager & Exec. VP of Basketball Operations Tim Connelly  
 Assistant General Manager Arturas Karnisovas  
 Head Coach Michael Malone  
 Assistant Coaches Ed Pinckney, Wes Unseld Jr., Chris Fleming, Micah Nori, Ryan Bowen, Dee Brown, Noel Gillespie, John Beckett  
 Head Athletic Trainer Dan Shimensky  
 Assistant Coach/Strength & Conditioning Steve Hess  
 Asst. Ath. Trainer/Asst. Strength & Conditioning Coach Jason Miller  
 Assistant Strength & Conditioning Coach Felipe Eichenberger  
 Media Relations Director Tim Gelt  
 Media Relations Manager Nick O'Hayre  
 Media Relations Coordinator Cody Wise  
 Media Relations Associate Steven Blevins  
 Radio Altitude Radio Network – Jason Kosmicki  
 Television Altitude Sports & Entertainment – Chris Marlowe, Scott Hastings  
 Home Court Pepsi Center (19,155)  
 Colors Light Blue, Dark Blue and Yellow



### BROOKLYN ALL-TIME RECORD VS. DENVER 36-46, (26-14 at Home)

Largest Brooklyn Victory	114-70, 2-7-09 at NJ (44)
Largest Denver Victory	141-106, 11-22-88 at Denver (35)
Most Points, Brooklyn	141-130, 12-11-83 at NJ
Fewest Points, Brooklyn	78-112, 11-17-76 at Denver
Most Points, Denver	141-106, 11-22-88 at Denver
Fewest Points, Denver	66-92, 2-27-03 at Denver
Longest Winning Streak, Brooklyn	5 games, 2-17-02 through 3-10-04
Longest Winning Streak, Denver	6 games, 1-22-86 through 11-22-88
Nets Last Home Win	12-23-14, 102-96
Nets Last Road Win	2-23-15, 110-82
Current Streak	Nets won 3, last loss 12-3-13 (87-111)

2015-16 SCHEDULE (ALL TIMES EASTERN)			
Feb. 8	DENVER	7:30 PM	
Mar. 4	@ Denver	9:00 PM	

### 2014-2015 SEASON SERIES (2-0) BROOKLYN NETS VS. DENVER

PLAYER	G-GS	MIN	FG-FGA	PCT	3FG-FGA	PCT	FT-FTA	PCT	OFF	DEF	TOT	AST	PF-DQ	STL	TO	BLK	PTS	AVG	HI
Johnson	2-2	62	17-32	.531	4-9	.444	1-2	.500	0	10	10	3	2-0	1	2	3	39	19.5	27
Young (TOT)	4-3	127	29-60	.483	2-8	.250	13-14	.929	6	16	22	15	10-0	9	5	1	73	18.3	23
Young (BRK)	1-0	24	6-11	.545	1-2	.500	2-2	1.000	2	3	5	1	3-0	2	3	1	15	15.0	15
Jack	1-1	38	7-13	.538	0-2	.000	3-3	1.000	0	1	1	8	1-0	1	3	0	17	17.0	17
Plumlee	2-2	56	14-20	.700	0-0	---	5-8	.625	5	13	18	2	5-0	2	4	3	33	16.5	19
Williams	1-1	33	6-15	.400	0-2	.000	4-4	1.000	0	5	5	12	2-0	1	1	0	16	16.0	16
Lopez	2-0	40	9-22	.409	0-1	.000	7-8	.875	7	6	13	0	3-0	0	0	0	25	12.5	19
Brown	1-1	45	4-12	.333	0-4	.000	2-2	1.000	2	9	11	2	2-0	2	1	4	10	10.0	10
Anderson	2-1	54	6-13	.462	3-9	.333	0-0	---	3	6	9	3	5-0	2	1	0	15	7.5	13
Karasev	2-1	41	4-9	.444	0-4	.000	4-4	1.000	2	5	7	3	3-0	1	1	0	12	6.0	12
Bogdanovic	1-0	13	2-7	.286	1-4	.250	0-0	---	0	0	0	0	1-0	0	0	0	5	5.0	5
Jefferson	2-0	16	4-6	.667	0-1	.000	2-4	.500	2	5	7	1	1-0	1	0	1	10	5.0	7
Morris	2-0	26	4-8	.500	0-2	.000	0-0	---	2	1	3	6	1-0	1	1	0	8	4.0	4
Teletovic	1-0	16	1-7	.143	1-4	.250	0-0	---	0	3	3	0	4-0	0	1	0	3	3.0	3
Davies (TOT)	1-0	2	1-3	.333	0-0	---	0-0	---	1	0	1	0	1-0	0	0	0	2	2.0	2
Davies (BRK)	1-0	2	1-3	.333	0-0	---	0-0	---	1	0	1	0	1-0	0	0	0	2	2.0	2
Garnett	1-1	13	1-5	.200	0-0	---	0-0	---	0	3	3	1	2-0	3	1	0	2	2.0	2
NETS	2	480	86-183	.470	10-44	.227	30-37	.811	26	70	96	42	36-0	17	19	12	212	106.0	110
NUGGETS	2	480	67-176	.381	14-52	.269	30-44	.682	33	67	100	33	39-0	10	33	7	178	89.0	96

### 2014-2015 SEASON SERIES (0-2) DENVER NUGGETS VS. BROOKLYN

PLAYER	G-GS	MIN	FG-FGA	PCT	3FG-FGA	PCT	FT-FTA	PCT	OFF	DEF	TOT	AST	PF-DQ	STL	TO	BLK	PTS	AVG	HI
Gallinari	1-1	30	7-12	.583	3-5	.600	5-5	1.000	0	2	2	1	1-0	2	0	0	22	22.0	22
Lawson	2-2	73	13-27	.481	4-10	.400	5-8	.625	0	9	9	19	3-0	1	8	0	35	17.5	29
Fariel	2-1	45	9-15	.600	0-0	---	6-9	.667	8	11	19	3	6-0	1	4	2	24	12.0	20
Barton (TOT)	2-0	37	9-18	.500	1-3	.333	4-4	1.000	2	5	7	1	0-0	0	2	0	23	11.5	15
Barton (DEN)	1-0	21	5-11	.455	1-3	.333	4-4	1.000	2	2	4	1	0-0	0	1	0	15	15.0	15
Afflalo	1-1	41	4-10	.400	2-6	.333	1-2	.500	2	7	9	3	0-0	0	3	0	11	11.0	11
Chandler	1-1	38	5-17	.294	1-9	.111	0-0	---	0	5	5	1	3-0	1	2	0	11	11.0	11
Arthur	1-1	23	5-15	.333	0-0	---	0-0	---	5	2	7	0	5-0	0	0	0	10	10.0	10
Harris	1-1	26	4-12	.333	1-6	.167	1-3	.333	1	1	2	0	3-0	0	1	1	10	10.0	10
Nurkic	2-1	38	6-15	.400	0-0	---	1-3	.333	6	9	15	1	8-0	1	3	1	13	6.5	7
Foye	1-0	20	2-8	.250	1-5	.200	0-2	.000	1	2	3	1	1-0	0	0	0	5	5.0	5
Hickson	2-0	15	4-7	.571	0-0	---	2-2	1.000	2	1	3	0	1-0	0	1	0	10	5.0	10
Mozgov	1-1	28	1-7	.143	0-0	---	3-4	.750	3	5	8	0	1-0	2	1	2	5	5.0	5
Green	1-0	15	1-6	.167	1-2	.500	0-0	---	0	1	1	0	0-0	0	1	0	3	3.0	3
Nelson (TOT)	2-0	28	1-6	.167	1-3	.333	2-3	.667	0	4	4	9	4-0	0	1	1	5	2.5	5
Nelson (DEN)	1-0	11	0-3	.000	0-2	.000	0-0	---	0	1	1	1	2-0	0	1	1	0	0.0	0
Clark (TOT)	1-0	5	1-2	.500	0-1	.000	0-0	---	0	2	2	1	0-0	0	0	0	2	2.0	2
Gee	1-0	17	0-1	.000	0-0	---	2-2	1.000	0	3	3	0	1-0	0	2	0	2	2.0	2
N. Robinson	1-0	18	1-4	.250	0-2	.000	0-0	---	0	0	0	0	2-0	0	0	0	2	2.0	2
Lauvergne	1-0	20	0-6	.000	0-2	.000	0-0	---	3	6	9	2	2-0	2	3	0	0	0.0	0
NUGGETS	2	480	67-176	.381	14-52	.269	30-44	.682	33	67	100	33	39-0	10	33	7	178	89.0	96
NETS	2	480	86-183	.470	10-44	.227	30-37	.811	26	70	96	42	36-0	17	19	12	212	106.0	110



# 2015-16 BROOKLYN NETS MEDIA GUIDE

## ALL-TIME SERIES VS. DENVER

YEAR	DATE	OPPONENT	SCORE	W/L
76-77	Nov. 17	at Denver	78-112	L
76-77	Dec. 3	DENVER	124-126	L
76-77	Feb. 16	at Denver	102-116	L
76-77	Feb. 23	DENVER	91-88	W
77-78	Nov. 20	DENVER	118-125	L
77-78	Dec. 2	at Denver	92-126	L
77-78	Mar. 17	DENVER	111-109 (OT)	W
77-78	Apr. 5	at Denver	121-129	L
78-79	Oct. 20	DENVER	117-126	L
78-79	Dec. 6	at Denver	83-92	L
78-79	Mar. 14	at Denver	100-120	L
78-79	Apr. 3	DENVER	97-110	L
79-80	Nov. 30	DENVER	127-118	W
79-80	Jan. 31	at Denver	126-127	L
80-81	Nov. 12	DENVER	118-111	W
80-81	Feb. 24	at Denver	123-140	L
81-82	Dec. 11	DENVER	121-123	W
81-82	Jan. 27	at Denver	116-130	L
82-83	Dec. 18	at Denver	123-114	W
82-83	Feb. 17	DENVER	108-117	L
83-84	Dec. 11	DENVER	141-130	W
83-84	Dec. 18	at Denver	118-122	L
84-85	Jan. 24	at Denver	110-119	L
84-85	Mar. 22	DENVER	111-123	L
85-86	Jan. 18	DENVER	124-113	W
85-86	Jan. 22	at Denver	124-137	L
86-87	Nov. 18	at Denver	112-125	L
86-87	Dec. 5	DENVER	100-113	L
87-88	Nov. 24	at Denver	104-132	L
87-88	Jan. 6	DENVER	93-98	L
88-89	Nov. 22	at Denver	106-141	L
88-89	Jan. 24	DENVER	117-115	W
89-90	Feb. 1	at Denver	112-123	L
89-90	Feb. 17	DENVER	117-126	L
90-91	Jan. 31	at Denver	119-123	L
90-91	Feb. 15	DENVER	138-110	W
91-92	Nov. 30	at Denver	97-107	L
91-92	Dec. 12	DENVER	121-81	W
92-93	Jan. 28	at Denver	100-110	L
92-93	Mar. 6	DENVER	117-90	W
93-94	Nov. 27	at Denver	89-111	L
93-94	Jan. 14	DENVER	103-96	W
94-95	Jan. 27	at Denver	90-96	L
94-95	Feb. 16	DENVER	100-94	W
95-96	Mar. 10	at Denver	99-88	W
95-96	Mar. 21	DENVER	97-89	W
96-97	Nov. 16	DENVER	106-99	W
96-97	Jan. 20	at Denver	123-132	L
97-98	Dec. 13	DENVER	133-95	W
97-98	Jan. 27	at Denver	120-87	W
98-99	Apr. 14	at Denver	97-120	L
99-00	Mar. 1	at Denver	94-81	W
99-00	Mar. 26	DENVER	110-112	L
00-01	Mar. 18	at Denver	84-98	L
00-01	Mar. 28	DENVER	99-96	W
01-02	Nov. 19	at Denver	96-99 (OT)	L
01-02	Feb. 17	DENVER	98-77	W
02-03	Nov. 18	DENVER	99-79	W
02-03	Jan. 27	at Denver	92-66	W
03-04	Mar. 2	at Denver	95-91	W
03-04	Mar. 10	DENVER	98-97	W
04-05	Nov. 23	at Denver	88-90	L
04-05	Feb. 13	DENVER	94-79	W
05-06	Nov. 28	at Denver	101-92	W
05-06	Dec. 16	DENVER	115-106 (OT)	W
06-07	Jan. 27	at Denver	112-102	W
06-07	Mar. 20	DENVER	90-94	L
07-08	Jan. 25	at Denver	85-100	L
07-08	Mar. 21	DENVER	114-125	L
08-09	Feb. 7	DENVER	114-70	W
08-09	Mar. 16	at Denver	96-121	L
09-10	Nov. 4	DENVER	94-122	L
09-10	Nov. 24	at Denver	87-101	L
10-11	Nov. 20	at Denver	103-107	L
10-11	Jan. 31	DENVER	115-99	W
11-12	Jan. 11	at Denver	115-123	L
12-13	Feb. 13	DENVER	119-108	W
12-13	Mar. 29	at Denver	87-109	L
13-14	Dec. 3	DENVER	87-111	L
13-14	Feb. 27	at Denver	112-89	W
14-15	Dec. 23	DENVER	102-96	W
14-15	Feb. 23	at Denver	110-82	W



# 2015-16 BROOKLYN NETS MEDIA GUIDE

## Detroit Pistons

Principal Owner  
Vice Chairman  
Pres. and CEO, Palace Sports & Entertainment/Pistons  
President of Basketball Operations/Head Coach  
General Manager  
Assistant General Managers  
Executive Director of Basketball Operations  
Assistant Coaches  
Shooting Coach  
Director of Player Development  
Director of Strategic Planning  
Director of Sports Medicine/Head Athletic Trainer  
Strength & Conditioning Coach  
Director of Team Operations  
Vice President, Public Relations  
Sr. Director, Public Relations  
Public Relations Coordinators  
Radio  
Television  
Home Court  
Colors

Tom Gores  
Arn Tellem  
Dennis Mannion  
Stan Van Gundy  
Jeff Bower  
Ken Catanella, Jeff Nix, Brian Wright  
Andrew Loomis  
Bob Beyer, Brendan Malone, Malik Allen, Tim Hardaway, Charles Klask  
Dave Hopla  
Quentin Richardson  
Pat Garrity  
Jon Ishop  
Anthony Harvey  
Mike Abdenour  
Kevin Grigg  
Cletus Lewis  
Michelle Fikany, Michael Horan  
Detroit Sports 105.1 FM – George Blaha, Mark Champion, Rick Mahom  
FS Detroit – George Blaha, Greg Kelsner  
The Palace of Auburn Hills (21,165)  
Red, White and Blue



### BROOKLYN ALL-TIME RECORD VS. DETROIT 65-99, (43-40 at Home)

Largest Brooklyn Victory 140-100, 3-9-80 at NJ (40)  
Largest Detroit Victory 110-75, 12-26-87 at Detroit (35)  
Most Points, Brooklyn 147-132, 4-17-82 at Detroit  
Fewest Points, Brooklyn 69-95, 12-7-96 at NJ  
Most Points, Detroit 137-128 (OT), 2-29-80 at Detroit; 137-109, 2-26-88 at Detroit  
Fewest Points, Detroit 74-79, 3-26-06 at Detroit; 74-89, 1-21-11 vs. Detroit  
Longest Winning Streak, Brooklyn 6 games, 10-13-78 through 11-28-79  
Longest Winning Streak, Detroit 13 games, 2-26-88 through 1-5-91  
Nets Last Home Win 12-21-14, 110-105  
Nets Last Road Win 11-1-14, 102-90  
Current Streak Nets lost 1, last win 12-21-14 (110-105)

### 2015-16 SCHEDULE (ALL TIMES EASTERN)

Nov. 29 DETROIT 6:00 PM  
Jan. 9 @ Detroit 7:30 PM  
Feb. 1 DETROIT 7:30 PM  
Mar. 19 @ Detroit 7:00 PM

### 2014-2015 SEASON SERIES (2-1) BROOKLYN NETS VS. DETROIT

PLAYER	G-GS	MIN	FG-FGA	PCT	3FG-FGA	PCT	FT-FTA	PCT	OFF	DEF	TOT	AST	PF-DQ	STL	TO	BLK	PTS	AVG	HI
Johnson	3-3	112	26-46	.565	8-18	.444	7-9	.778	3	10	13	17	3-0	2	6	1	67	22.3	34
Young (TOT)	2-2	74	13-20	.650	4-6	.667	5-5	1.000	3	6	9	6	8-0	3	4	0	35	17.5	19
Plumlee	3-3	80	20-26	.769	0-1	.000	5-9	.556	6	16	22	2	10-0	4	4	3	45	15.0	21
Williams	1-1	41	7-19	.368	1-5	.200	0-0	---	1	1	2	6	4-0	0	0	1	15	15.0	15
Lopez	1-0	27	3-9	.333	1-2	.500	4-4	1.000	3	12	15	1	4-0	1	0	1	11	11.0	11
Bogdanovic	3-2	65	12-25	.400	3-11	.273	7-7	1.000	0	5	5	3	8-0	0	4	1	30	10.0	14
Garrett	3-3	70	10-25	.400	0-1	.000	6-8	.750	4	22	26	7	6-0	2	5	1	30	10.0	18
Teletovic	3-0	72	10-25	.400	4-13	.308	4-4	1.000	2	18	20	4	6-0	0	4	0	28	9.3	13
Morris	2-0	30	6-14	.429	3-7	.429	1-2	.500	0	2	2	5	0-0	2	2	0	16	8.0	10
Anderson	3-0	55	8-17	.471	2-5	.400	4-4	1.000	0	6	6	2	5-0	1	1	0	22	7.3	13
Jack	3-2	88	10-30	.333	1-11	.091	1-1	1.000	0	7	7	21	11-0	4	6	0	22	7.3	15
Davies (TOT)	1-0	13	3-7	.429	0-1	.000	0-0	---	2	4	6	0	3-0	2	0	0	6	6.0	6
Karasev	3-1	44	3-8	.375	1-3	.333	4-4	1.000	0	2	2	3	2-0	2	1	0	11	3.7	9
Jordan	3-0	29	4-6	.667	0-0	---	0-0	---	5	5	10	1	5-0	0	3	1	8	2.7	6
Kirilenko	1-0	7	0-1	.000	0-0	---	0-0	---	0	1	1	0	0-0	0	0	0	0	0.0	0
NETS	3	720	119-251	.474	24-77	.312	43-52	.827	24	107	131	72	64-0	18	37	9	305	101.7	110
PISTONS	3	720	106-247	.429	21-77	.273	60-87	.690	37	98	135	74	47-0	21	32	12	293	97.7	105

### 2014-2015 SEASON SERIES (1-2) DETROIT PISTONS VS. BROOKLYN

PLAYER	G-GS	MIN	FG-FGA	PCT	3FG-FGA	PCT	FT-FTA	PCT	OFF	DEF	TOT	AST	PF-DQ	STL	TO	BLK	PTS	AVG	HI
Jackson (TOT)	2-2	76	17-39	.436	2-12	.167	8-10	.800	1	7	8	13	8-0	2	10	1	44	22.0	23
Monroe	3-1	87	20-33	.606	0-0	---	10-13	.769	9	27	36	7	1-0	2	3	2	50	16.7	18
Drummond	3-3	78	19-33	.576	0-0	---	8-15	.533	18	19	37	0	11-0	1	4	5	46	15.3	18
Jennings	3-3	94	15-43	.349	5-16	.313	11-16	.688	1	6	7	29	7-0	5	6	0	46	15.3	20
Smith	2-2	72	11-31	.355	0-3	.000	5-14	.357	4	10	14	11	6-0	3	3	4	27	13.5	14
Caldwell-Pope	3-3	97	11-30	.367	6-20	.300	8-9	.889	1	15	16	4	6-0	5	6	0	36	12.0	20
Jerebko	2-0	44	7-10	.700	4-6	.667	3-3	1.000	4	7	11	3	4-0	1	4	0	21	10.5	11
Meeks	2-0	48	7-18	.389	0-8	.000	6-7	.857	0	1	1	3	2-0	1	1	0	20	10.0	13
Williams (TOT)	2-1	55	4-13	.308	3-8	.375	4-4	1.000	0	8	8	7	6-0	1	2	0	15	7.5	10
Singler	3-3	82	7-20	.350	4-9	.444	0-1	.000	0	6	6	2	6-0	0	0	1	18	6.0	11
Augustin	3-0	57	5-16	.313	2-7	.286	4-4	1.000	0	3	3	13	1-0	2	2	0	16	5.3	6
Butler	3-0	55	4-13	.308	0-8	.000	5-5	1.000	0	4	4	2	3-0	1	1	0	13	4.3	8
Tolliver (TOT)	2-0	14	0-1	.000	0-1	.000	0-0	---	0	1	1	1	1-0	0	0	0	0	0.0	0
Tolliver (DET)	1-0	5	0-0	---	0-0	---	0-0	---	0	0	0	0	0-0	0	0	0	0	0.0	0
PISTONS	3	720	106-247	.429	21-77	.273	60-87	.690	37	98	135	74	47-0	21	32	12	293	97.7	105
NETS	3	720	119-251	.474	24-77	.312	43-52	.827	24	107	131	72	64-0	18	37	9	305	101.7	110



# 2015-16 BROOKLYN NETS MEDIA GUIDE

## ALL-TIME SERIES VS PISTONS

YEAR	DATE	OPPONENT	SCORE	W/L	YEAR	DATE	OPPONENT	SCORE	W/L
76-77	Dec. 10	DETROIT	104-106	L	92-93	Apr. 8	DETROIT	98-100	L
76-77	Dec. 11	at Detroit	115-88	W	92-93	Apr. 25	at Detroit	110-116	L
76-77	Jan. 26	at Detroit	101-103 (OT)	L	93-94	Feb. 5	at Detroit	107-100	W
76-77	Feb. 25	DETROIT	106-112	L	93-94	Mar. 1	DETROIT	108-98	W
77-78	Oct. 18	at Detroit	93-110	L	93-94	Mar. 9	at Detroit	97-114	L
77-78	Feb. 10	DETROIT	117-112	W	93-94	Apr. 15	DETROIT	119-114 (OT)	W
77-78	Feb. 13	at Detroit	115-125	L	94-95	Dec. 21	DETROIT	117-99	W
77-78	Mar. 12	DETROIT	125-130	L	94-95	Jan. 10	at Detroit	84-98	L
78-79	Oct. 13	at Detroit	107-105	W	94-95	Feb. 6	DETROIT	101-97	W
78-79	Jan. 17	DETROIT	106-99	W	94-95	Mar. 21	at Detroit	95-102	L
78-79	Feb. 8	at Detroit	106-105	W	95-96	Dec. 15	at Detroit	98-105	L
78-79	Mar. 20	DETROIT	117-110	W	95-96	Jan. 13	DETROIT	80-91	L
79-80	Nov. 17	at Detroit	98-93	W	95-96	Mar. 22	at Detroit	96-111	L
79-80	Nov. 28	DETROIT	98-89	W	95-96	Apr. 9	DETROIT	94-111	L
79-80	Jan. 25	DETROIT	116-119	L	96-97	Nov. 21	at Detroit	88-96	L
79-80	Feb. 29	at Detroit	128-137 (OT)	L	96-97	Dec. 7	DETROIT	69-95	L
79-80	Mar. 9	DETROIT	140-100	W	96-97	Feb. 1	DETROIT	75-90	L
79-80	Mar. 12	at Detroit	137-119	W	96-97	Feb. 21	at Detroit	84-98	L
80-81	Oct. 13	DETROIT	108-92	W	97-98	Nov. 15	at Detroit	88-96 (OT)	L
80-81	Nov. 16	DETROIT	89-80	W	97-98	Dec. 11	at Detroit	99-103	L
80-81	Nov. 22	at Detroit	103-117	L	97-98	Dec. 17	DETROIT	105-101	W
80-81	Jan. 17	at Detroit	116-104	W	97-98	Apr. 19	DETROIT	114-101	W
80-81	Mar. 1	DETROIT	104-117	L	98-99	Feb. 16	DETROIT	97-82	W
80-81	Mar. 18	at Detroit	115-118	L	98-99	Mar. 24	DETROIT	71-84	L
81-82	Nov. 5	at Detroit	103-109	L	98-99	Apr. 28	at Detroit	93-101	L
81-82	Dec. 30	DETROIT	130-119	W	99-00	Nov. 17	at Detroit	107-109	L
81-82	Feb. 6	at Detroit	125-120	W	99-00	Jan. 20	DETROIT	122-120	W
81-82	Feb. 10	DETROIT	115-108	W	99-00	Apr. 2	DETROIT	92-113	L
81-82	Mar. 27	DETROIT	121-123	L	00-01	Nov. 9	DETROIT	94-108	L
81-82	Apr. 17	at Detroit	147-132	W	00-01	Nov. 29	at Detroit	76-97	L
82-83	Dec. 21	DETROIT	97-102	L	00-01	Jan. 31	DETROIT	103-112	L
82-83	Jan. 9	DETROIT	110-102	W	00-01	Feb. 14	at Detroit	86-105	L
82-83	Feb. 5	at Detroit	101-111	L	01-02	Nov. 2	at Detroit	88-102	L
82-83	Mar. 15	DETROIT	109-90	W	01-02	Dec. 27	at Detroit	88-75	W
82-83	Apr. 8	at Detroit	92-102	L	01-02	Feb. 14	DETROIT	80-85	L
83-84	Jan. 18	at Detroit	124-115	W	01-02	Apr. 16	DETROIT	98-103	L
83-84	Jan. 21	DETROIT	120-103	W	02-03	Dec. 15	at Detroit	91-101	L
83-84	Mar. 9	at Detroit	118-122	L	02-03	Dec. 21	DETROIT	100-92	W
83-84	Mar. 16	at Detroit	117-108	W	02-03	Feb. 1	at Detroit	84-106	L
83-84	Mar. 29	DETROIT	118-116	W	03-04	Nov. 9	at Detroit	84-98	L
84-85	Dec. 26	DETROIT	112-97	W	03-04	Dec. 26	at Detroit	82-79	W
84-85	Dec. 29	at Detroit	110-108	W	03-04	Feb. 10	DETROIT	89-78	W
84-85	Jan. 19	DETROIT	107-109	L	03-04	Mar. 18	DETROIT	71-89	L
84-85	Feb. 5	at Detroit	119-117	W	04-05	Dec. 27	at Detroit	90-100	L
84-85	Feb. 15	DETROIT	124-123	W	04-05	Jan. 11	Detroit	80-89	L
84-85	Feb. 23	at Detroit	111-103	W	04-05	Feb. 5	Detroit	107-85	W
85-86	Oct. 29	at Detroit	107-124	L	05-06	Nov. 30	Detroit	83-93	L
85-86	Dec. 5	at Detroit	111-113	L	05-06	Jan. 31	Detroit	91-84	W
85-86	Dec. 26	DETROIT	124-116	W	05-06	Feb. 14	at Detroit	71-85	L
85-86	Feb. 11	DETROIT	130-122	W	05-06	Mar. 26	at Detroit	79-74	W
85-86	Mar. 4	at Detroit	103-120	L	06-07	Dec. 16	Detroit	82-90	L
85-86	Mar. 7	DETROIT	102-104	L	06-07	Dec. 26	at Detroit	91-92	L
86-87	Dec. 3	DETROIT	106-107 (OT)	L	06-07	Jan. 31	Detroit	89-113	L
86-87	Jan. 2	at Detroit	128-129	L	06-07	Mar. 30	at Detroit	105-110	L
86-87	Jan. 17	DETROIT	113-123	L	07-08	Dec. 2	at Detroit	95-118	L
86-87	Feb. 24	DETROIT	112-120	L	07-08	Dec. 26	DETROIT	83-101	L
86-87	Mar. 18	at Detroit	113-112	W	07-08	Apr. 4	at Detroit	87-106	L
86-87	Apr. 17	at Detroit	117-130	L	08-09	Nov. 7	DETROIT	Jan-96	W
87-88	Dec. 1	DETROIT	115-124 (OT)	L	08-09	Dec. 31	at Detroit	75-83	L
87-88	Dec. 26	at Detroit	75-110	L	08-09	Apr. 1	DETROIT	111-98	W
87-88	Jan. 30	DETROIT	116-104	W	08-09	Apr. 10	at Detroit	93-100	L
87-88	Feb. 26	at Detroit	109-137	L	09-10	Feb. 2	DETROIT	93-97	L
87-88	Apr. 5	DETROIT	95-107	L	09-10	Feb. 6	at Detroit	92-99	L
87-88	Apr. 16	at Detroit	96-114	L	09-10	Mar. 26	DETROIT	118-110	W
88-89	Dec. 4	DETROIT	99-102	L	10-11	Oct. 27	DETROIT	101-98	W
88-89	Jan. 18	at Detroit	90-103	L	10-11	Jan. 21	DETROIT	89-74	W
88-89	Feb. 25	DETROIT	95-113	L	10-11	Feb. 4	at Detroit	82-92	L
88-89	Mar. 24	at Detroit	96-112	L	10-11	Apr. 6	at Detroit	109-116	L
89-90	Dec. 22	DETROIT	90-96	L	11-12	Feb. 1	DETROIT	96-99	W
89-90	Dec. 30	at Detroit	106-117	L	11-12	Feb. 8	DETROIT	99-92	L
89-90	Mar. 9	DETROIT	95-99	L	11-12	Feb. 10	at Detroit	109-92	L
89-90	Apr. 11	at Detroit	93-98	L	12-13	Dec. 14	DETROIT	107-105 (2OT)	W
90-91	Nov. 16	DETROIT	96-105	L	12-13	Feb. 6	at Detroit	93-90	W
90-91	Jan. 5	at Detroit	83-99	L	12-13	Mar. 18	at Detroit	119-82	W
90-91	Mar. 14	DETROIT	118-110	W	12-13	Apr. 17	DETROIT	103-99	W
90-91	Mar. 22	at Detroit	93-109	L	13-14	Nov. 24	DETROIT	97-109	L
91-92	Nov. 9	DETROIT	100-110	L	13-14	Dec. 13	at Detroit	99-103	L
91-92	Jan. 11	at Detroit	88-90	L	13-14	Feb. 7	at Detroit	95-111	L
91-92	Feb. 19	DETROIT	106-102	W	13-14	Apr. 4	DETROIT	116-104	W
91-92	Feb. 29	at Detroit	99-90	W	14-15	Nov. 1	at Detroit	102-90	W
92-93	Feb. 10	DETROIT	109-86	W	14-15	Dec. 21	DETROIT	110-105	W
92-93	Feb. 12	at Detroit	97-106	L	14-15	Jan. 10	at Detroit	93-98	L





# 2015-16 BROOKLYN NETS MEDIA GUIDE

## Golden State Warriors

Co-Executive Chairman & CEO  
Co-Executive Chairman  
President & COO  
General Manager  
Head Coach  
Assistant Coaches  
Assistant Coach/Player Development  
Head of Physical Performance & Sports Medicine  
Vice President, Communications  
Senior Director, Public Relations  
Manager, Public Relations  
Assistant, Public Relations  
Television/Cable  
Radio  
Home Court  
Team Colors

Joe Jacob  
Peter Guber  
Rick Welts  
Bob Myers  
Steve Kerr  
Luke Walton, Ron Adams, Jarron Collins  
Bruce Fraser  
Lachlan Penfold  
Raymond Ridder  
Dan Martinez  
Brett Winkler  
Matt de Nesnera  
Comcast SportsNet Bay Area – Bob Fitzgerald, Jim Barnett, Rosalyn Gold-Onwude  
KNBR (680/1050 AM) – Tim Royle, Tom Tolbert  
Oracle Arena (19,596)  
Warriors Royal Blue and California Golden Yellow



### BROOKLYN ALL-TIME RECORD VS. GOLDEN STATE 36-46, (21-20 at Home)

Largest Brooklyn Victory	118-90, 12-18-05 at NJ (28)
Largest Golden State Victory	124-86, 4-7-77 at Golden State (38)
Most Points, Brooklyn	148-153 (OT), 3-28-92 at NJ; 134-132, 2-15-81 at NJ
Fewest Points, Brooklyn	78-74, 3-5-04 at Golden State
Most Points, Golden State	153-148 (OT), 3-28-92 at NJ; 133-120, 2-27-80 at NJ
Fewest Points, Golden State	70-88, 12-31-03 at NJ
Longest Winning Streak, Brooklyn	5 games, 11-5-97 through 1-6-01; 5 games, 3-29-03 through 1-26-05
Longest Winning Streak, Golden State	9 games, 2-25-86 through 4-6-90
Nets Last Home Win	3-2-15, 110-108
Nets Last Road Win	3-30-12, 102-100
Current Streak	Nets won 1, last loss 11-13-14 (99-107)

**2015-16 SCHEDULE (ALL TIMES EASTERN)**  
Nov. 14 @ Golden State 10:30 PM  
Dec. 6 GOLDEN STATE 6:00 PM

### 2014-2015 SEASON SERIES (1-1) BROOKLYN NETS VS. GOLDEN STATE

PLAYER	G-GS	MIN	FG-FGA	PCT	3FG-FGA	PCT	FT-FTA	PCT	OFF	DEF	TOT	AST	PF-DQ	STL	TO	BLK	PTS	AVG	HI
Lopez	2-1	53	18-39	.462	0-0	---	8-9	.889	6	5	11	0	6-0	0	6	1	44	22.0	26
Williams	2-2	67	15-33	.455	6-10	.600	4-4	1.000	0	8	8	9	4-0	3	7	0	40	20.0	22
Jack	2-0	53	14-17	.824	1-2	.500	3-4	.750	1	3	4	8	6-0	0	5	0	32	16.0	23
Young (TOT)	4-3	120	24-45	.533	4-8	.500	7-11	.636	5	19	24	7	7-0	6	8	1	59	14.8	17
Young (BRK)	1-0	25	5-9	.556	2-3	.667	2-2	1.000	1	3	4	4	2-0	2	1	0	14	14.0	14
Plumlee	2-1	43	6-16	.375	0-1	.000	8-12	.667	4	11	15	2	2-0	2	1	1	20	10.0	13
Anderson	2-1	52	8-19	.421	2-11	.182	0-0	---	0	7	7	1	3-0	1	0	0	18	9.0	16
Johnson	2-2	68	7-19	.368	0-4	.000	3-3	1.000	2	9	11	7	2-0	3	2	0	17	8.5	12
Bogdanovic	2-1	55	7-12	.583	2-5	.400	0-0	---	1	5	6	3	1-0	1	2	0	16	8.0	9
Brown	1-1	24	1-4	.250	0-0	---	2-2	1.000	1	3	4	2	3-0	0	0	0	4	4.0	4
Garnett	1-1	13	2-5	.400	0-0	---	0-0	---	0	4	4	1	4-0	0	0	0	4	4.0	4
Gutierrez	1-0	0	0-0	---	0-0	---	0-0	---	0	0	0	0	0-0	0	0	0	0	0.0	0
Jefferson	1-0	0	0-1	.000	0-0	---	0-0	---	1	0	1	0	0-0	0	0	0	0	0.0	0
Kirilenko	1-0	4	0-0	---	0-0	---	0-0	---	0	0	0	0	0-0	0	0	0	0	0.0	0
Teletovic	1-0	24	0-4	.000	0-1	.000	0-0	---	1	3	4	2	1-0	0	1	1	0	0.0	0
NETS	2	480	83-178	.466	13-37	.351	30-36	.833	18	61	79	39	34-0	12	25	3	209	104.5	110
WARRIORS	2	480	83-180	.461	22-64	.344	27-39	.692	31	64	95	56	36-0	18	26	17	215	107.5	108

### 2014-2015 SEASON SERIES (1-1) GOLDEN STATE WARRIORS VS. BROOKLYN

PLAYER	G-GS	MIN	FG-FGA	PCT	3FG-FGA	PCT	FT-FTA	PCT	OFF	DEF	TOT	AST	PF-DQ	STL	TO	BLK	PTS	AVG	HI
Curry	2-2	61	14-28	.500	9-19	.474	6-6	1.000	1	4	5	12	9-0	1	7	0	43	21.5	26
Thompson	2-2	67	11-39	.282	5-18	.278	5-6	.833	2	6	8	7	0-0	3	3	0	32	16.0	25
Ezeli	1-0	15	4-6	.667	0-0	---	6-7	.857	3	5	8	0	2-0	0	2	1	14	14.0	14
Bogut	2-2	56	12-17	.706	0-0	---	3-5	.600	11	11	22	5	8-0	1	4	7	27	13.5	16
Green	2-2	63	8-19	.421	3-10	.300	1-2	.500	2	17	19	11	3-0	3	4	3	20	10.0	17
Barnes	2-2	59	6-17	.353	2-5	.400	4-5	.800	3	6	9	3	1-0	3	0	0	18	9.0	12
Iguodala	2-0	62	7-16	.438	2-7	.286	1-3	.333	1	4	5	6	1-0	3	1	0	17	8.5	12
Barbosa	1-0	15	4-9	.444	0-3	.000	0-0	---	1	0	1	3	0-0	1	1	1	8	8.0	8
Livingston	2-0	38	7-10	.700	0-0	---	1-3	.333	2	3	5	6	6-0	0	0	0	15	7.5	11
Speights	2-0	23	7-12	.583	0-1	.000	0-2	.000	3	7	10	1	6-0	1	2	3	14	7.0	8
Lee	1-0	11	2-4	.500	0-0	---	0-0	---	2	1	3	2	0-0	1	1	2	4	4.0	4
Holiday	1-0	10	1-3	.333	1-1	1.000	0-0	---	0	0	0	0	0-0	1	0	0	3	3.0	3
WARRIORS	2	480	83-180	.461	22-64	.344	27-39	.692	31	64	95	56	36-0	18	26	17	215	107.5	108
NETS	2	480	83-178	.466	13-37	.351	30-36	.833	18	61	79	39	34-0	12	25	3	209	104.5	110



# 2015-16 BROOKLYN NETS MEDIA GUIDE

## ALL-TIME SERIES VS. GOLDEN STATE

YEAR	DATE	OPPONENT	SCORE	W/L
76-77	Oct. 22	at Golden State	104-103	W
76-77	Jan. 28	GOLDEN STATE	84-106	L
76-77	Feb. 27	GOLDEN STATE	98-106	L
76-77	Apr. 7	at Golden State	86-124	L
77-78	Nov. 29	at Golden State	101-110	L
77-78	Dec. 14	GOLDEN STATE	108-104	W
77-78	Jan. 11	GOLDEN STATE	92-103	L
77-78	Jan. 31	at Golden State	92-103	L
78-79	Oct. 25	GOLDEN STATE	121-118	W
78-79	Nov. 22	GOLDEN STATE	100-92	W
78-79	Dec. 1	at Golden State	120-110	W
78-79	Mar. 16	at Golden State	102-117	L
79-80	Dec. 22	at Golden State	101-107	L
79-80	Feb. 27	GOLDEN STATE	120-133	L
80-81	Dec. 3	at Golden State	108-131	L
80-81	Feb. 15	GOLDEN STATE	134-132	W
81-82	Nov. 18	at Golden State	107-121	L
81-82	Feb. 12	GOLDEN STATE	109-98	W
82-83	Nov. 23	at Golden State	110-103	W
82-83	Feb. 25	GOLDEN STATE	115-107	W
83-84	Dec. 13	at Golden State	133-122	W
83-84	Jan. 13	GOLDEN STATE	111-114	L
84-85	Nov. 17	at Golden State	131-114	W
84-85	Feb. 22	GOLDEN STATE	127-131	L
85-86	Jan. 28	at Golden State	117-113	W
85-86	Feb. 25	GOLDEN STATE	109-116	L
86-87	Feb. 1	at Golden State	147-150 (4 OT)	L
86-87	Feb. 19	GOLDEN STATE	106-110	L
87-88	Jan. 20	GOLDEN STATE	102-103	L
87-88	Mar. 10	at Golden State	112-128	L
88-89	Nov. 14	GOLDEN STATE	96-100	L
88-89	Feb. 2	at Golden State	113-127	L
89-90	Feb. 2	at Golden State	109-128	L
89-90	Apr. 6	GOLDEN STATE	117-123	L
90-91	Nov. 24	at Golden State	117-113	W
90-91	Jan. 15	GOLDEN STATE	111-112 (OT)	L
91-92	Mar. 10	at Golden State	122-129	L
91-92	Mar. 28	GOLDEN STATE	148-153 (OT)	L
92-93	Nov. 22	GOLDEN STATE	101-114	L
92-93	Mar. 11	at Golden State	103-91	W
93-94	Jan. 22	GOLDEN STATE	124-98	W
93-94	Jan. 29	at Golden State	120-106	W
94-95	Jan. 24	at Golden State	106-93	W
94-95	Mar. 28	GOLDEN STATE	113-127	L
95-96	Dec. 30	GOLDEN STATE	110-120	L
95-96	Feb. 4	at Golden State	92-96	L
96-97	Nov. 28	at Golden State	118-124	L
96-97	Feb. 28	GOLDEN STATE	108-117	L
97-98	Nov. 5	GOLDEN STATE	112-96	W
97-98	Nov. 25	at Golden State	101-87	W
99-00	Nov. 24	at Golden State	92-84	W
99-00	Feb. 6	GOLDEN STATE	110-90	W
00-01	Jan. 6	GOLDEN STATE	97-92	W
00-01	Jan. 24	at Golden State	87-109	L
01-02	Nov. 25	at Golden State	85-101	L
01-02	Feb. 19	GOLDEN STATE	123-115	W
02-03	Jan. 23	at Golden State	97-105	L
02-03	Mar. 29	GOLDEN STATE	109-97	W
03-04	Dec. 31	GOLDEN STATE	88-70	W
03-04	Mar. 5	at Golden State	78-74	W
04-05	Jan. 7	GOLDEN STATE	82-72	W
04-05	Jan. 26	at Golden State	113-99	W
05-06	Nov. 21	at Golden State	97-100	L
05-06	Dec. 18	GOLDEN STATE	118-90	W
06-07	Dec. 18	GOLDEN STATE	105-97	W
06-07	Jan. 24	at Golden State	109-110	L
07-08	Dec. 22	GOLDEN STATE	100-95	W
07-08	Jan. 24	at Golden State	119-121	L
08-09	Nov. 1	GOLDEN STATE	97-105	L
08-09	Mar. 11	at Golden State	112-116	L
09-10	Dec. 9	GOLDEN STATE	89-105	L
09-10	Jan. 22	at Golden State	79-111	L
10-11	Jan. 17	at Golden State	100-109	L
10-11	Mar. 9	GOLDEN STATE	94-90	W
11-12	Jan. 18	GOLDEN STATE	107-100	W
11-12	Mar. 30	at Golden State	102-100	W
12-13	Nov. 21	at Golden State	93-102	L
12-13	Dec. 7	GOLDEN STATE	102-109	L
13-14	Jan. 8	GOLDEN STATE	102-98	W
13-14	Feb. 22	at Golden State	86-93	L
14-15	Nov. 13	at Golden State	99-107	L
14-15	Mar. 2	GOLDEN STATE	110-108	W



# 2015-16 BROOKLYN NETS MEDIA GUIDE

## Houston Rockets

Owner  
Chief Executive Officer  
General Manager  
Head Coach  
Assistant Coaches  
Senior Consultant  
Senior Vice President of Basketball Operations  
Head Athletic Trainer  
Strength & Conditioning Coach  
Director, Media & Player Relations  
Manager, Media Relations  
Coordinator, Media Relations  
Radio  
Spanish Radio  
Television  
Home Court  
Colors

Leslie Alexander  
Tad Brown  
Daryl Morey  
Kevin McHale  
John-Blair Bickerstaff, Greg Buckner, T.R. Dunn, Chris Finch  
Carroll Dawson  
Keith Jones  
Jason Biles  
Joe Rogowski  
Tracey Hughes  
Sean McCloskey  
Jenny Zehentner  
SportsTalk 790 (KBME 790 AM) – Craig Ackerman, Joel Blank  
KEYH 850 AM – Adrian Chavarria  
ROOT SPORTS Southwest – Bill Worrell, Matt Bullard, Clyde Drexler  
Toyota Center (18,055)  
Red, White and Silver



### BROOKLYN ALL-TIME RECORD VS. HOUSTON 28-58, (18-26 at Home)

Largest Brooklyn Victory	124-85, 3-2-83 at NJ (39)
Largest Houston Victory	139-87, 10-18-78 at Houston (52)
Most Points, Brooklyn	126-124 (OT), 2-18-79 at NJ; 126-112, 2-24-78 at NJ
Fewest Points, Brooklyn	69-80, 11-15-04 at NJ
Most Points, Houston	139-87, 10-18-78 at Houston
Fewest Points, Houston	77-90, 3-13-06 at Houston; 77-88, 1-31-04 at Houston
Longest Winning Streak, Brooklyn	4 games, 3-2-83 through 1-13-85
Longest Winning Streak, Houston	14 games, 12-27-06 through 11-29-13
Nets Last Home Win	4-1-14, 105-96
Nets Last Road Win	3-13-06, 90-77
Current Streak	Nets lost 2, last win 4-1-14 (105-96)

### 2015-16 SCHEDULE (ALL TIMES EASTERN)

Nov. 11	@ Houston	8:00 PM
Dec. 8	HOUSTON	7:30 PM

### 2014-2015 SEASON SERIES (0-2) BROOKLYN NETS VS. HOUSTON

PLAYER	G-GS	MIN	FG-FGA	PCT	3FG-FGA	PCT	FT-FTA	PCT	OFF	DEF	TOT	AST	PF-DQ	STL	TO	BLK	PTS	AVG	HI
Plumlee	2-2	51	17-21	.810	0-0	---	5-5	1.000	5	9	14	0	7-0	2	4	2	39	19.5	24
Williams	1-1	34	6-15	.400	0-3	.000	3-3	1.000	0	5	5	3	2-0	3	1	0	15	15.0	15
Brown	1-1	35	5-12	.417	2-5	.400	2-2	1.000	1	3	4	1	5-0	2	1	0	14	14.0	14
Bogdanovic	1-1	37	4-9	.444	0-2	.000	5-5	1.000	2	3	5	3	4-0	2	0	0	13	13.0	13
Johnson	2-2	72	9-26	.346	3-10	.300	4-6	.667	2	13	15	9	3-0	1	3	0	25	12.5	13
Lopez	2-0	46	9-20	.450	0-0	---	6-6	1.000	11	7	18	1	6-0	1	5	2	24	12.0	12
Young (TOT)	3-2	82	15-37	.405	2-5	.400	2-6	.333	3	7	10	2	8-0	3	2	1	34	11.3	19
Young (BRK)	1-0	16	4-7	.571	1-2	.500	0-0	---	0	2	2	0	2-0	0	1	0	9	9.0	9
Davies (TOT)	2-2	53	8-22	.364	2-7	.286	2-5	.400	6	3	9	5	7-0	1	1	2	20	10.0	13
Anderson	2-1	53	6-10	.600	2-4	.500	4-4	1.000	0	5	5	3	3-0	1	4	0	18	9.0	13
Jack	2-1	61	8-25	.320	0-7	.000	1-2	.500	0	3	3	11	3-0	1	8	2	17	8.5	13
Jefferson	2-0	34	3-10	.300	1-3	.333	3-4	.750	1	7	8	0	2-0	0	1	1	10	5.0	7
Morris	1-0	14	2-6	.333	0-1	.000	1-1	1.000	1	1	2	2	0-0	0	2	0	5	5.0	5
Garnett	1-1	4	1-1	1.000	0-0	---	0-0	---	0	0	0	1	2-0	0	0	0	2	2.0	2
Jordan	1-0	2	1-1	1.000	0-0	---	0-0	---	0	1	1	0	0-0	0	0	0	2	2.0	2
Karasev	1-0	9	1-4	.250	0-1	.000	0-0	---	0	1	1	1	0-0	2	0	0	2	2.0	2
Teletovic	1-0	9	1-2	.500	0-0	---	0-0	---	0	2	2	0	0-0	0	2	1	2	2.0	2
NETS	2	480	77-169	.456	9-38	.237	34-38	.895	23	62	85	35	39-0	15	33	8	197	98.5	99
ROCKETS	2	480	80-170	.471	25-72	.347	30-37	.811	20	63	83	48	43-0	18	28	7	215	107.5	113

### 2014-2015 SEASON SERIES (2-0) HOUSTON ROCKETS VS. BROOKLYN

PLAYER	G-GS	MIN	FG-FGA	PCT	3FG-FGA	PCT	FT-FTA	PCT	OFF	DEF	TOT	AST	PF-DQ	STL	TO	BLK	PTS	AVG	HI
Jones	1-1	36	11-16	.688	0-1	.000	4-4	1.000	3	9	12	0	2-0	0	2	1	26	26.0	26
Harden	2-2	68	13-28	.464	4-11	.364	15-15	1.000	0	8	8	18	4-0	3	6	0	45	22.5	30
Ariza	2-2	64	11-17	.647	8-14	.571	2-2	1.000	0	9	9	3	2-0	3	2	0	32	16.0	20
Motiejunas	2-2	61	13-22	.591	2-3	.667	1-2	.500	6	8	14	2	6-0	0	4	0	29	14.5	18
Smith (TOT)	4-2	128	21-56	.375	2-12	.167	6-18	.333	8	21	29	16	14-0	4	7	10	50	12.5	14
Smith (HOU)	2-0	56	10-25	.400	2-9	.222	1-4	.250	4	11	15	5	8-0	1	4	6	23	11.5	13
Beverley	2-2	59	7-19	.368	4-15	.267	2-3	.667	4	7	11	8	7-0	3	3	0	20	10.0	11
Howard	1-1	28	3-9	.333	0-0	---	2-3	.667	1	4	5	0	3-0	1	2	0	8	8.0	8
McDaniels (TOT)	3-0	75	9-20	.450	3-6	.500	3-3	1.000	3	7	10	4	8-0	1	6	2	24	8.0	18
Terry	2-0	31	4-8	.500	4-8	.500	2-2	1.000	0	3	3	3	4-0	0	3	0	14	7.0	9
Papanikolaou	1-0	12	2-4	.500	1-2	.500	0-0	---	0	1	1	0	2-0	1	0	0	5	5.0	5
Brewer (TOT)	3-0	55	6-21	.286	0-7	.000	1-2	.500	2	1	3	4	5-0	3	1	0	13	4.3	7
Brewer (HOU)	2-0	43	6-18	.333	0-7	.000	1-2	.500	1	1	2	4	3-0	3	1	0	13	6.5	7
Prigioni (TOT)	2-0	29	2-5	.400	2-5	.400	0-0	---	3	3	6	5	3-0	2	0	0	6	3.0	6
Prigioni (HOU)	1-0	12	0-1	.000	0-1	.000	0-0	---	1	0	1	5	1-0	2	0	0	0	0.0	0
Dorsey	2-0	6	0-1	.000	0-0	---	0-0	---	0	2	2	0	1-0	1	0	0	0	0.0	0
Shved	1-0	3	0-2	.000	0-1	.000	0-0	---	0	0	0	0	0-0	0	0	0	0	0.0	0
ROCKETS	2	480	80-170	.471	25-72	.347	30-37	.811	20	63	83	48	43-0	18	28	7	215	107.5	113
NETS	2	480	77-169	.456	9-38	.237	34-38	.895	23	62	85	35	39-0	15	33	8	197	98.5	99



# 2015-16 BROOKLYN NETS MEDIA GUIDE

## ALL-TIME SERIES VS. HOUSTON

YEAR	DATE	OPPONENT	SCORE	W/L
76-77	Nov. 5	HOUSTON	95-91	W
76-77	Nov. 13	at Houston	114-110	W
76-77	Mar. 6	HOUSTON	91-99	L
76-77	Mar. 16	at Houston	86-100	L
77-78	Dec. 21	HOUSTON	93-103	L
77-78	Feb. 1	at Houston	103-124	L
77-78	Feb. 24	HOUSTON	126-112	W
77-78	Mar. 18	at Houston	106-104	W
78-79	Oct. 18	at Houston	87-139	L
78-79	Dec. 20	HOUSTON	105-108	L
78-79	Jan. 3	at Houston	122-127	L
78-79	Feb. 18	HOUSTON	126-124 (OT)	W
79-80	Oct. 28	HOUSTON	120-115	W
79-80	Nov. 7	at Houston	101-106	L
79-80	Jan. 4	HOUSTON	104-101	W
79-80	Jan. 16	at Houston	122-112	W
79-80	Feb. 6	at Houston	114-115	L
79-80	Mar. 7	HOUSTON	110-111 (2 OT)	L
80-81	Nov. 21	HOUSTON	108-116	L
80-81	Jan. 28	at Houston	99-111	L
81-82	Nov. 24	at Houston	102-84	W
81-82	Feb. 19	HOUSTON	96-103	L
82-83	Jan. 25	at Houston	111-114	L
82-83	Mar. 2	HOUSTON	124-85	W
83-84	Nov. 15	at Houston	104-86	W
83-84	Feb. 12	HOUSTON	107-103	W
84-85	Jan. 13	HOUSTON	100-99	W
84-85	Jan. 28	at Houston	93-97	L
85-86	Nov. 14	at Houston	107-112	L
85-86	Dec. 20	HOUSTON	122-112	W
86-87	Nov. 29	at Houston	102-97	W
86-87	Feb. 12	HOUSTON	99-121	L
87-88	Nov. 17	HOUSTON	114-111	W
87-88	Feb. 4	at Houston	87-115	L
88-89	Mar. 11	at Houston	94-124	L
88-89	Mar. 30	HOUSTON	101-109	L
89-90	Dec. 8	at Houston	99-94	W
89-90	Feb. 23	HOUSTON	115-125	L
90-91	Dec. 28	HOUSTON	99-101	L
90-91	Mar. 5	at Houston	100-112	L
91-92	Nov. 26	at Houston	109-118	L
91-92	Dec. 26	HOUSTON	99-93	W
92-93	Jan. 24	HOUSTON	100-83	W
92-93	Jan. 30	at Houston	105-108	L
93-94	Nov. 5	at Houston	88-110	L
93-94	Nov. 16	HOUSTON	84-90	L
94-95	Nov. 4	at Houston	86-90	L
94-95	Nov. 12	HOUSTON	84-100	L
95-96	Dec. 28	at Houston	82-97	L
95-96	Jan. 24	HOUSTON	89-98	L
96-97	Jan. 23	at Houston	104-111	L
96-97	Mar. 18	HOUSTON	89-97	L
97-98	Jan. 21	HOUSTON	117-112 (OT)	W
97-98	Mar. 12	at Houston	104-115	L
98-99	Feb. 18	HOUSTON	92-93 (OT)	L
99-00	Dec. 11	HOUSTON	106-94	W
99-00	Mar. 4	at Houston	92-99 (OT)	L
00-01	Mar. 15	at Houston	106-108	L
00-01	Apr. 1	HOUSTON	101-98	W
01-02	Jan. 19	HOUSTON	99-90	W
01-02	Jan. 24	at Houston	103-98	W
02-03	Mar. 8	at Houston	71-83	L
02-03	Mar. 31	HOUSTON	110-86	W
03-04	Nov. 4	HOUSTON	75-86	L
03-04	Jan. 31	at Houston	88-77	W
04-05	Nov. 15	HOUSTON	69-80	L
04-05	Jan. 13	at Houston	85-94	L
05-06	Nov. 12	HOUSTON	91-99	L
05-06	Mar. 13	at Houston	90-77	W
06-07	Dec. 27	HOUSTON	71-96	L
06-07	Mar. 9	at Houston	91-112	L
07-08	Dec. 7	HOUSTON	89-96	L
07-08	Mar. 10	at Houston	73-91	L
08-09	Dec. 22	HOUSTON	91-114	L
08-09	Feb. 17	at Houston	88-114	L
09-10	Dec. 26	HOUSTON	93-98	L
09-10	Mar. 13	at Houston	108-116	L
10-11	Feb. 26	at Houston	108-123	L
10-11	Mar. 29	HOUSTON	87-112	L
11-12	Mar. 10	HOUSTON	112-106	L
12-13	Jan. 26	at Houston	106-119	L
12-13	Feb. 22	HOUSTON	96-106	L
13-14	Nov. 29	at Houston	95-114	L
13-14	Apr. 1	HOUSTON	105-96	W
14-15	Jan. 12	HOUSTON	99-113	L
14-15	Feb. 27	at Houston	98-102	L





# 2015-16 BROOKLYN NETS MEDIA GUIDE

## Indiana Pacers

Owner, Chairman and Chief Executive Officer  
Vice Chairman  
President of Basketball Operations  
President/Chief Operating Officer  
Executive Vice President/Chief Financial Officer  
Executive V.P. of Bball Operations/General Manager  
Consultant, Basketball Operations  
Head Coach  
Associate Head Coach  
Assistant Coaches  
Advance Scout  
Vice President of Basketball Operations  
Senior Director of Medical Ops/Head Athletic Trainer  
Physical Therapist/Assistant Athletic Trainer  
Strength & Conditioning Coach  
Assistant Sports Performance Coach  
Director/Indiana Pacers Media Relations  
Senior Public Information Manager  
Media Relations Assistant  
Radio  
Television  
Home Court  
Colors

Herbert Simon  
Jim Morris  
Larry Bird  
Rick Fuson  
Kevin Bower  
Kevin Pritchard  
Donnie Walsh  
Frank Vogel  
Nate McMillan  
Dan Burke, Popeye Jones  
Jimmy Powell  
Peter Dinwiddie  
Josh Corbell  
Carl Eaton  
Shawn Windle  
Andy Martin  
David Benner  
Kris Myers  
Wes Kaminski  
1070 The Fan/93.5 FM – Mark Boyle, Bob Leonard  
FSN Indiana – Quinn Buckner, Chris Denari, Jeremiah Johnson  
Bankers Life Fieldhouse (18,165)  
Blue and Gold



### BROOKLYN ALL-TIME RECORD VS. INDIANA 70-94, (45-37 at Home)

Largest Brooklyn Victory 115-86, 4-10-82 at NJ (29)  
Largest Indiana Victory 124-92, 1-28-11 at Indiana (32)  
Most Points, Brooklyn 147-138 (3 OT), 10-30-85 at NJ; 129-121, 4-4-78 at Indiana; 129-105, 3-17-85 at NJ and 129-104, 2-26-91 at NJ  
Fewest Points, Brooklyn 64-88, 12-5-00 at Indiana  
Most Points, Indiana 138-140 (OT), 2-8-78 at NJ; 138-147 (3 OT), 10-30-85 at NJ; 132-126, 4-16-91 at NJ  
Fewest Points, Indiana 73-87, 3-11-94 at NJ  
Longest Winning Streak, Brooklyn 7 games, 4-10-82 through 4-17-83 and 12-30-83 through 11-30-84  
Longest Winning Streak, Indiana 10 games, 11-17-09 through 2-16-12  
Nets Last Home Win 3-31-15, 111-106  
Nets Last Road Win 3-21-15, 123-111  
Current Streak Nets won 2, last loss 12-27-14 (85-110)

### 2015-16 SCHEDULE (ALL TIMES EASTERN)

Dec. 18 @ Indiana 7:00 PM  
Feb. 3 INDIANA 7:30 PM  
Mar. 26 INDIANA 6:00 PM  
Apr. 10 @ Indiana 6:00 PM

### 2014-2015 SEASON SERIES (2-1) BROOKLYN NETS VS. INDIANA

PLAYER	G-GS	MIN	FG-FGA	PCT	3FG-FGA	PCT	FT-FTA	PCT	OFF	DEF	TOT	AST	PF-DQ	STL	TO	BLK	PTS	AVG	HI
Johnson	3-3	96	16-37	.432	5-15	.333	16-16	1.000	2	13	15	10	3-0	0	3	0	53	17.7	21
Lopez	3-2	86	22-36	.611	0-0	---	6-7	.857	3	17	20	4	7-0	0	3	8	50	16.7	26
Jack	3-1	82	16-33	.485	1-2	.500	15-16	.938	0	8	8	14	7-0	1	7	1	48	16.0	22
Karasev	1-1	24	5-9	.556	2-4	.500	2-4	.500	2	1	3	1	2-0	0	0	0	14	14.0	14
Anderson	3-0	81	13-23	.565	5-9	.556	7-7	1.000	1	9	10	5	8-0	3	4	0	38	12.7	20
Williams	3-2	73	13-28	.464	4-6	.667	5-8	.625	0	8	8	17	10-0	3	3	0	35	11.7	17
Young (TOT)	4-4	131	16-39	.410	1-5	.200	0-2	.000	5	17	22	10	12-0	7	5	0	33	8.3	11
Young (BRK)	2-2	67	7-17	.412	0-4	.000	0-0	---	2	12	14	7	5-0	1	1	0	14	7.0	8
Plumlee	3-1	60	7-11	.636	0-0	---	9-15	.600	3	13	16	1	9-0	0	3	2	23	7.7	10
Bogdanovic	3-0	48	8-12	.667	3-5	.600	2-3	.667	0	6	6	0	2-0	1	4	0	21	7.0	21
Brown	2-2	46	3-9	.333	2-4	.500	4-6	.667	0	5	5	1	0-0	1	0	0	12	6.0	10
Davies (TOT)	2-0	21	5-13	.385	0-3	.000	2-2	1.000	4	1	5	1	3-0	1	1	0	12	6.0	12
Davies (BRK)	1-0	3	0-2	.000	0-1	.000	0-0	---	0	0	0	0	0-0	0	0	0	0	0.0	0
Garnett	1-1	14	2-4	.500	0-0	---	2-2	1.000	0	1	1	0	4-0	1	1	0	6	6.0	6
Jefferson	1-0	13	1-1	1.000	0-0	---	1-2	.500	1	2	3	0	2-0	0	0	0	3	3.0	3
Jordan	1-0	5	1-2	.500	0-0	---	0-0	---	0	1	1	0	0-0	0	0	0	2	2.0	2
Clark	1-0	2	0-1	.000	0-0	---	0-0	---	0	0	0	0	1-0	0	1	0	0	0.0	0
Morris	1-0	3	0-1	.000	0-1	.000	0-0	---	0	0	0	0	0-0	0	0	0	0	0.0	0
Teletovic	1-0	16	0-6	.000	0-4	.000	0-0	---	0	1	1	1	1-0	0	0	0	0	0.0	0
NETS	3	720	114-232	.491	22-55	.400	69-86	.802	14	97	111	61	61-0	11	33	11	319	106.3	123
PACERS	3	720	126-258	.488	29-64	.453	46-60	.767	24	97	121	78	70-1	17	30	13	327	109.0	111

### 2014-2015 SEASON SERIES (1-2) INDIANA PACERS VS. BROOKLYN

PLAYER	G-GS	MIN	FG-FGA	PCT	3FG-FGA	PCT	FT-FTA	PCT	OFF	DEF	TOT	AST	PF-DQ	STL	TO	BLK	PTS	AVG	HI
G. Hill	3-3	87	23-41	.561	6-14	.429	6-8	.750	3	13	16	17	8-1	0	3	0	58	19.3	28
West	3-3	83	17-32	.531	0-0	---	10-13	.769	3	12	15	15	4-0	1	2	2	44	14.7	17
Scola	3-0	59	14-25	.560	0-1	.000	15-17	.882	2	16	18	1	10-0	0	2	0	43	14.3	17
Copeland	1-0	34	5-12	.417	2-7	.286	0-0	---	0	3	3	4	5-0	1	1	1	12	12.0	12
Rudez	2-0	30	8-10	.800	4-4	1.000	0-0	---	0	0	0	2	4-0	1	1	0	20	10.0	12
Watson	3-0	77	11-21	.524	5-13	.385	3-4	.750	0	16	16	14	6-0	6	5	1	30	10.0	17
Hibbert	3-3	69	13-31	.419	0-1	.000	3-3	1.000	4	8	12	3	6-0	1	6	6	29	9.7	16
S. Hill	3-3	90	11-29	.379	6-11	.545	1-2	.500	2	8	10	8	9-0	1	1	1	29	9.7	17
Stuckey	3-1	75	8-24	.333	2-5	.400	8-11	.727	2	6	8	10	6-0	4	5	0	26	8.7	20
Allen	2-0	42	7-16	.438	0-0	---	0-2	.000	4	5	9	1	3-0	1	0	0	14	7.0	10
Miles	2-2	40	5-11	.455	4-8	.500	0-0	---	0	6	6	0	2-0	0	3	0	14	7.0	14
Mahinmi	2-0	32	4-6	.667	0-0	---	0-0	---	4	4	8	1	7-0	1	0	1	8	4.0	6
Whittington	1-0	2	0-0	---	0-0	---	0-0	---	0	0	0	2	0-0	0	0	1	0	0.0	0
PACERS	3	720	126-258	.488	29-64	.453	46-60	.767	24	97	121	78	70-1	17	30	13	327	109.0	111
NETS	3	720	114-232	.491	22-55	.400	69-86	.802	14	97	111	61	61-0	11	33	11	319	106.3	123



# 2015-16 BROOKLYN NETS MEDIA GUIDE

## ALL-TIME SERIES VS. INDIANA

YEAR	DATE	OPPONENT	SCORE	W/L
76-77	Oct. 29	INDIANA	89-90	L
76-77	Dec. 23	at Indiana	94-96	L
76-77	Jan. 8	at Indiana	73-80	L
76-77	Apr. 1	INDIANA	88-89	L
77-78	Nov. 18	INDIANA	116-124	L
77-78	Jan. 16	at Indiana	112-120 (OT)	L
77-78	Feb. 8	INDIANA	140-138 (OT)	W
77-78	Apr. 4	at Indiana	129-121	W
78-79	Oct. 24	at Indiana	97-95	W
78-79	Feb. 7	at Indiana	90-84	W
78-79	Feb. 16	INDIANA	100-105	L
79-80	Oct. 16	at Indiana	100-113	L
79-80	Nov. 2	INDIANA	115-93	W
79-80	Dec. 28	INDIANA	116-101	W
79-80	Feb. 13	at Indiana	98-96	W
79-80	Mar. 4	INDIANA	114-109	W
79-80	Mar. 19	at Indiana	112-125	L
80-81	Oct. 10	INDIANA	91-110	L
80-81	Nov. 1	at Indiana	100-113	L
80-81	Dec. 23	at Indiana	109-125	L
80-81	Jan. 4	INDIANA	104-113	L
80-81	Jan. 7	at Indiana	103-112	L
80-81	Feb. 13	INDIANA	103-100	W
81-82	Nov. 8	INDIANA	89-86	W
81-82	Dec. 12	at Indiana	88-101	L
81-82	Dec. 28	INDIANA	95-103	L
81-82	Feb. 21	at Indiana	107-118	L
81-82	Mar. 20	at Indiana	101-104	L
81-82	Apr. 10	INDIANA	115-86	W
82-83	Jan. 12	at Indiana	120-114	W
82-83	Feb. 9	INDIANA	105-90	W
82-83	Feb. 1	INDIANA	120-111	W
82-83	Feb. 22	at Indiana	110-108	W
82-83	Apr. 6	INDIANA	121-110	W
82-83	Apr. 17	at Indiana	112-99	W
83-84	Nov. 12	at Indiana	101-111	L
83-84	Dec. 30	INDIANA	118-106	W
83-84	Jan. 15	at Indiana	140-134 (OT)	W
83-84	Feb. 23	INDIANA	110-103	W
83-84	Mar. 17	at Indiana	100-98	W
83-84	Apr. 4	INDIANA	112-111	W
84-85	Nov. 3	INDIANA	118-117	W
84-85	Nov. 30	INDIANA	123-100	W
84-85	Dec. 15	at Indiana	100-112	L
84-85	Mar. 12	at Indiana	108-109	L
84-85	Mar. 17	INDIANA	129-105	W
85-86	Oct. 26	at Indiana	92-119	L
85-86	Oct. 30	INDIANA	147-138 (3 OT)	W
85-86	Dec. 14	INDIANA	105-99	W
85-86	Dec. 21	at Indiana	102-98	W
85-86	Feb. 4	at Indiana	101-117	L
86-87	Nov. 13	INDIANA	117-120 (OT)	L
86-87	Dec. 13	at Indiana	91-95	L
86-87	Feb. 27	INDIANA	125-115	W
86-87	Mar. 15	at Indiana	99-123	L
86-87	Apr. 18	INDIANA	103-112	L
86-87	Apr. 7	at Indiana	114-128	L
87-88	Dec. 10	INDIANA	91-108	L
87-88	Jan. 22	at Indiana	104-113	L
87-88	Feb. 27	INDIANA	98-106	L
87-88	Mar. 20	INDIANA	96-102	L
87-88	Mar. 25	at Indiana	100-101	L
87-88	Apr. 11	at Indiana	93-95	L
88-89	Dec. 17	at Indiana	100-92	W
88-89	Dec. 28	INDIANA	118-101	W
88-89	Jan. 14	at Indiana	106-97	W
88-89	Mar. 21	INDIANA	89-92	L
89-90	Dec. 14	INDIANA	78-102	L
89-90	Feb. 27	at Indiana	113-118	L
89-90	Mar. 23	at Indiana	109-125	L
89-90	Apr. 14	INDIANA	113-124	L
90-91	Nov. 2	at Indiana	81-100	L
90-91	Dec. 29	at Indiana	105-114	L
90-91	Feb. 26	INDIANA	129-104	W
90-91	Apr. 16	INDIANA	126-132	L
91-92	Dec. 21	at Indiana	109-118 (OT)	L
91-92	Feb. 21	INDIANA	105-101	W
91-92	Apr. 5	at Indiana	128-120	W
91-92	Apr. 16	INDIANA	113-119	L
92-93	Dec. 19	at Indiana	110-124	L
92-93	Jan. 18	INDIANA	100-97	W

YEAR	DATE	OPPONENT	SCORE	W/L
93-94	Nov. 11	INDIANA	105-108 (OT)	L
93-94	Dec. 18	at Indiana	98-108	L
93-94	Mar. 4	at Indiana	110-126	L
93-94	Mar. 11	INDIANA	87-73	W
94-95	Dec. 30	at Indiana	79-96	L
94-95	Jan. 3	INDIANA	114-103	W
94-95	Feb. 22	INDIANA	94-113	L
94-95	Mar. 27	at Indiana	87-98	L
95-96	Dec. 8	INDIANA	91-89	W
95-96	Feb. 13	at Indiana	101-92	W
95-96	Feb. 14	INDIANA	88-87	W
95-96	Mar. 31	at Indiana	100-118	L
96-97	Dec. 27	INDIANA	105-94	W
96-97	Dec. 29	at Indiana	110-102 (OT)	W
96-97	Feb. 2	at Indiana	90-92	L
96-97	Feb. 6	INDIANA	100-104	L
97-98	Oct. 31	INDIANA	97-95	W
97-98	Dec. 30	at Indiana	91-109	L
97-98	Mar. 20	at Indiana	92-99	L
98-99	Feb. 21	at Indiana	79-80	L
98-99	Mar. 10	at Indiana	82-93	L
98-99	Mar. 26	INDIANA	91-100	L
98-99	Apr. 25	INDIANA	120-98	W
99-00	Nov. 2	INDIANA	112-119	L
99-00	Jan. 4	at Indiana	111-116	L
99-00	Mar. 28	INDIANA	111-106	W
99-00	Apr. 5	at Indiana	101-105	L
00-01	Nov. 18	INDIANA	97-92	W
00-01	Dec. 5	at Indiana	64-88	L
00-01	Mar. 4	at Indiana	120-96	W
00-01	Apr. 8	INDIANA	83-108	L
01-02	Oct. 30	INDIANA	103-97	W
01-02	Nov. 13	at Indiana	91-82	W
01-02	Dec. 21	at Indiana	94-100	L
01-02	Dec. 29	INDIANA	98-93 (OT)	W
02-03	Nov. 1	INDIANA	102-91	W
02-03	Feb. 20	INDIANA	98-91	W
02-03	Apr. 16	at Indiana	83-90	L
03-04	Nov. 6	INDIANA	81-87	L
03-04	Dec. 27	at Indiana	82-75	W
03-04	Jan. 17	INDIANA	84-90	L
03-04	Apr. 9	at Indiana	80-90	L
04-05	Dec. 30	INDIANA	83-96	L
04-05	Mar. 20	at Indiana	94-85	W
04-05	Mar. 22	INDIANA	98-91	W
04-05	Apr. 13	at Indiana	86-90	L
05-06	Nov. 11	at Indiana	90-102	L
05-06	Jan. 16	INDIANA	97-92	W
05-06	Feb. 26	INDIANA	91-101	L
06-07	Nov. 17	at Indiana	100-91	W
06-07	Jan. 15	INDIANA	105-95	W
06-07	Mar. 28	INDIANA	118-94	W
06-07	Apr. 15	at Indiana	111-107	W
07-08	Feb. 22	at Indiana	103-113	L
07-08	Feb. 23	INDIANA	102-91	W
07-08	Mar. 26	INDIANA	124-117	W
07-08	Mar. 28	at Indiana	115-123	L
08-09	Nov. 8	at Indiana	80-98	L
08-09	Nov. 12	INDIANA	87-98	L
08-09	Dec. 23	at Indiana	108-107	W
09-10	Nov. 17	INDIANA	83-91	L
09-10	Dec. 11	at Indiana	91-107	L
09-10	Jan. 15	INDIANA	105-121	L
09-10	Apr. 10	at Indiana	102-115	L
10-11	Jan. 28	at Indiana	92-124	L
10-11	Feb. 6	INDIANA	86-105	L
10-11	Mar. 21	INDIANA	98-102	L
11-12	Jan. 2	INDIANA	94-108	L
11-12	Jan. 31	at Indiana	106-99	L
11-12	Feb. 16	at Indiana	93-88	L
11-12	Mar. 28	INDIANA	100-84	W
12-13	Jan. 13	INDIANA	97-86	W
12-13	Feb. 11	at Indiana	89-84 (OT)	W
12-13	Apr. 12	at Indiana	117-109	W
13-14	Nov. 9	INDIANA	91-96	L
13-14	Dec. 23	INDIANA	86-103	L
13-14	Dec. 28	at Indiana	91-105	L
13-14	Feb. 1	at Indiana	96-97	L
14-15	Dec. 27	INDIANA	85-110	L
14-15	Mar. 21	at Indiana	123-111	W
14-15	Mar. 31	INDIANA	111-106	W

OPPONENTS



# 2015-16 BROOKLYN NETS MEDIA GUIDE

## Los Angeles Clippers

Owner  
President, Basketball Operations & Head Coach  
General Manager  
Assistant General Managers  
Assistant Coaches

Player Development  
Shooting Coach  
Director of Medical Services & Head Athletic Trainer  
Strength & Conditioning Coach  
Asst. Strength & Conditioning Coach  
Asst. Athletic Trainer/Travel Manager  
Vice President, Basketball Communications  
Director, Communications  
Assistant Directors, Communications  
Communications Manager  
Cable Television  
Radio  
Spanish Radio  
Home Court  
Team Colors

Steve Ballmer  
Glenn "Doc" Rivers  
Dave Wohl  
Gary Sacks, Gerald Madkins  
Mike Woodson, Lawrence Frank, Sam Cassell,  
Armond Hill, Brendan O'Connor, Kevin Eastman  
J.P. Clark, Dave Severns  
Bob Thate  
Jasen Powell  
Richard Williams  
Brent Tanaka  
Joe Resendez  
Seth Burton  
Dennis Rogers  
Ta'Nisha Cooper, Steven Esparza  
Aubrey Freckman  
Prime Ticket – Ralph Lawler, Michael Smith  
The Beast 980 – Brian Sieman, Ralph Lawler, Michael Smith  
ESPN Deportes (1330 AM) – Armando Garcia  
STAPLES Center (19,060)  
Red, White, Blue and Black



### BROOKLYN ALL-TIME RECORD VS. L.A. CLIPPERS 47-36, (33-8 at Home)

Largest Brooklyn Victory	104-75, 3-1-88 at NJ (29)
Largest Los Angeles Victory	123-84, 1-22-15 at L.A. Clippers (39)
Most Points, Brooklyn	125-120, 12-9-78 at NJ
Fewest Points, Brooklyn	77-90, 1-25-06 at NJ
Most Points, Los Angeles	126-118 (OT), 11-28-02 at L.A. Clippers; 125-120, 1-10-86 at NJ;
	125-92, 11-22-95 at L.A. Clippers
Fewest Points, Los Angeles	75-104, 3-1-88 at NJ; 75-92, 1-6-04 at NJ
Longest Winning Streak, Brooklyn	5 games, 11-20-00 through 11-8-02
Longest Winning Streak, Los Angeles	3 games, 11-22-89 through 11-21-90
Nets Last Home Win	2-2-15, 102-100
Nets Last Road Win	11-15-10, 110-96
Current Streak	Nets won 1, last loss 1-22-15 (84-123)

### 2015-16 SCHEDULE (ALL TIMES EASTERN)

Dec. 12	L.A. CLIPPERS	5:00 PM
Feb. 29	@ L.A. Clippers	10:30 PM

### 2014-2015 SEASON SERIES (1-1) BROOKLYN NETS VS. L.A. CLIPPERS

PLAYER	G-GS	MIN	FG-FGA	PCT	3FG-FGA	PCT	FT-FTA	PCT	OFF	DEF	TOT	AST	PF-DQ	STL	TO	BLK	PTS	AVG	HI
Johnson	2-2	64	12-25	.480	5-10	.500	2-4	.500	1	10	11	9	2-0	2	3	0	31	15.5	22
Williams	1-0	29	5-8	.625	3-5	.600	2-2	1.000	0	3	3	3	4-0	0	4	0	15	15.0	15
Lopez	2-1	61	13-23	.565	0-0	---	2-2	1.000	1	7	8	0	7-0	1	1	1	28	14.0	24
Plumlee	2-2	48	9-14	.643	0-0	---	7-21	.333	7	5	12	1	5-0	2	6	0	25	12.5	16
Young (TOT)	1-1	21	4-9	.444	0-1	.000	0-2	.000	0	2	2	0	4-0	1	0	1	8	8.0	8
Anderson	2-1	37	6-15	.400	2-8	.250	1-1	1.000	2	2	4	2	2-0	3	0	0	15	7.5	9
Jack	2-2	67	6-22	.273	1-4	.250	0-0	---	0	8	8	10	6-0	5	6	0	13	6.5	7
Garnett	1-1	16	3-7	.429	0-0	---	0-1	.000	3	8	11	1	4-0	0	2	0	6	6.0	6
Bogdanovic	2-1	31	4-10	.400	3-8	.375	0-0	---	0	0	0	2	3-0	0	1	0	11	5.5	11
Jordan	2-0	23	4-8	.500	0-0	---	3-4	.750	7	4	11	0	1-0	0	1	1	11	5.5	11
Morris	2-0	28	5-14	.357	1-5	.200	0-0	---	0	1	1	5	2-0	0	0	0	11	5.5	11
Jefferson	2-0	27	4-11	.364	0-1	.000	1-2	.500	3	7	10	2	2-0	1	2	1	9	4.5	9
Brown	2-0	26	2-7	.286	0-3	.000	4-6	.667	0	3	3	1	2-0	1	0	0	8	4.0	8
Karasev	1-0	14	1-4	.250	1-1	1.000	0-0	---	1	1	2	1	0-0	0	1	0	3	3.0	3
Teletovic	1-0	8	0-3	.000	0-3	.000	0-0	---	0	1	1	1	1-0	0	1	0	0	0.0	0
NETS	2	480	74-171	.433	16-48	.333	22-43	.512	25	60	85	38	41-0	15	29	3	186	93.0	102
CLIPPERS	2	480	91-172	.529	19-48	.396	22-46	.478	24	76	100	64	39-1	14	27	10	223	111.5	123

### 2014-2015 SEASON SERIES (1-1) LOS ANGELES CLIPPERS VS. BROOKLYN

PLAYER	G-GS	MIN	FG-FGA	PCT	3FG-FGA	PCT	FT-FTA	PCT	OFF	DEF	TOT	AST	PF-DQ	STL	TO	BLK	PTS	AVG	HI
Griffin	2-2	60	17-24	.708	0-0	---	3-7	.429	2	10	12	10	10-1	3	5	0	37	18.5	24
Jordan	2-2	62	17-20	.850	0-0	---	2-14	.143	12	20	32	0	3-0	0	5	2	36	18.0	22
Crawford	2-0	56	11-32	.344	4-12	.333	9-10	.900	3	4	7	6	3-0	1	3	0	35	17.5	18
Paul	2-2	62	10-23	.435	3-8	.375	3-5	.600	1	12	13	25	4-0	6	5	0	26	13.0	20
Barnes	2-2	63	8-15	.533	3-9	.333	1-2	.500	1	6	7	4	4-0	1	2	1	20	10.0	12
Redick	2-2	24	6-9	.667	3-5	.600	2-2	1.000	1	0	1	3	1-0	0	1	0	17	8.5	17
Davis	2-0	26	6-14	.429	0-0	---	2-2	1.000	1	3	4	1	3-0	1	1	1	14	7.0	10
Rivers (TOT)	2-0	42	6-11	.545	2-3	.667	0-4	.000	1	4	5	8	0-0	1	2	0	14	7.0	9
Rivers (LAC)	2-0	42	6-11	.545	2-3	.667	0-4	.000	1	4	5	8	0-0	1	2	0	14	7.0	9
Hawes	2-0	33	4-11	.364	2-5	.400	0-0	---	0	6	6	4	5-0	0	0	4	10	5.0	7
Turkoglu	2-0	24	3-6	.500	2-5	.400	0-0	---	0	9	9	1	3-0	1	1	1	8	4.0	5
Wilcox	1-0	10	2-4	.500	0-1	.000	0-0	---	0	0	0	0	1-0	0	1	0	4	4.0	4
Robinson (TOT)	1-0	18	1-4	.250	0-2	.000	0-0	---	0	0	0	0	2-0	0	0	0	2	2.0	2
Jones	2-0	9	1-3	.333	0-0	---	0-0	---	0	1	1	0	1-0	0	0	0	2	1.0	2
Udoh	1-0	9	0-0	---	0-0	---	0-0	---	2	1	3	2	1-0	0	0	1	0	0.0	0
CLIPPERS	2	480	91-172	.529	19-48	.396	22-46	.478	24	76	100	64	39-1	14	27	10	223	111.5	123
NETS	2	480	74-171	.433	16-48	.333	22-43	.512	25	60	85	38	41-0	15	29	3	186	93.0	102



# 2015-16 BROOKLYN NETS MEDIA GUIDE

## ALL-TIME SERIES VS. L.A. CLIPPERS

YEAR	DATE	OPPONENT	SCORE	W/L
76-77	Nov. 3	BUFFALO	100-96	W
76-77	Jan. 1	at Buffalo	87-102	L
76-77	Feb. 11	BUFFALO	94-96	L
76-77	Mar. 1	at Buffalo	104-95	W
77-78	Oct. 22	at Buffalo	96-101	L
77-78	Dec. 23	BUFFALO	103-102	W
77-78	Mar. 4	at Buffalo	106-111	L
77-78	Mar. 5	BUFFALO	109-103	W
78-79	Dec. 9	SAN DIEGO	125-120	W
78-79	Jan. 31	at San Diego	104-112	L
78-79	Feb. 11	SAN DIEGO	104-98	W
78-79	Mar. 18	at San Diego	98-110	L
79-80	Jan. 2	SAN DIEGO	97-103	L
79-80	Feb. 19	at San Diego	123-113	W
80-81	Dec. 7	at San Diego	95-98	L
80-81	Feb. 4	SAN DIEGO	102-110	L
81-82	Jan. 23	at San Diego	113-109	W
81-82	Feb. 28	SAN DIEGO	110-95	W
82-83	Nov. 2	SAN DIEGO	110-100	W
82-83	Nov. 24	at San Diego	109-114	L
83-84	Nov. 26	at San Diego	104-102	W
83-84	Feb. 1	SAN DIEGO	111-106	W
84-85	Nov. 13	at LA Clippers	99-90	W
84-85	Jan. 31	LA CLIPPERS	122-99	W
85-86	Jan. 10	LA CLIPPERS	120-125	L
85-86	Jan. 27	at LA Clippers	98-103	L
86-87	Jan. 3	LA CLIPPERS	118-97	W
86-87	Jan. 28	at LA Clippers	91-98	L
87-88	Mar. 1	LA CLIPPERS	104-75	W
87-88	Mar. 9	at LA Clippers	97-93	W
88-89	Nov. 25	at LA Clippers	93-100	L
88-89	Feb. 23	LA CLIPPERS	111-100	W
89-90	Nov. 22	at LA Clippers	97-106	L
89-90	Mar. 7	LA CLIPPERS	115-119	L
90-91	Nov. 21	at LA Clippers	90-99	L
90-91	Dec. 19	LA CLIPPERS	118-105	W
91-92	Jan. 6	LA CLIPPERS	105-90	W
91-92	Feb. 1	at LA Clippers	88-99	L
92-93	Dec. 10	LA CLIPPERS	111-105	W
92-93	Mar. 10	at LA Clippers	109-98	W
93-94	Nov. 29	at LA Clippers	94-118	L
93-94	Mar. 22	LA CLIPPERS	105-102	W
94-95	Nov. 20	LA CLIPPERS	98-97	W
94-95	Nov. 25	at LA Clippers	107-102	W
95-96	Nov. 22	at LA Clippers	92-125	L
95-96	Apr. 3	LA CLIPPERS	100-94	W
96-97	Nov. 30	at LA Clippers	106-95 (OT)	W
96-97	Apr. 6	LA CLIPPERS	96-103	L
97-98	Nov. 28	at LA Clippers	104-92	W
97-98	Jan. 15	LA CLIPPERS	116-119	L
98-99	Apr. 13	at LA Clippers	101-109	L
99-00	Jan. 13	LA CLIPPERS	110-105	W
99-00	Jan. 29	at LA Clippers	93-98	L
00-01	Nov. 20	at LA Clippers	86-85	W
00-01	Feb. 18	LA CLIPPERS	102-96 (OT)	W
01-02	Nov. 22	at LA Clippers	95-90	W
01-02	Jan. 10	LA CLIPPERS	108-89	W
02-03	Nov. 8	LA CLIPPERS	106-92	W
02-03	Nov. 28	at LA Clippers	118-126 (OT)	L
03-04	Nov. 27	at LA Clippers	102-96	W
03-04	Jan. 6	LA CLIPPERS	92-75	W
04-05	Nov. 25	at LA Clippers	88-101	L
04-05	Mar. 30	LA Clippers	95-78	W
05-06	Dec. 20	LA Clippers	99-85	W
05-06	Jan. 25	at LA Clippers	77-90	L
06-07	Jan. 25	at LA Clippers	101-102	L
06-07	Mar. 18	LA Clippers	101-95	W
07-08	Dec. 11	LA CLIPPERS	82-91	L
07-08	Jan. 19	at LA Clippers	107-120 (OT)	L
08-09	Nov. 22	LA CLIPPERS	112-95	W
08-09	Mar. 15	at LA Clippers	105-107	L
09-10	Jan. 18	at LA Clippers	95-106	L
09-10	Jan. 27	LA CLIPPERS	103-87	W
10-11	Nov. 15	at LA Clippers	110-96	W
10-11	Mar. 11	LA CLIPPERS	102-98 (OT)	W
11-12	Jan. 16	at LA Clippers	91-101	L
11-12	Mar. 7	LA CLIPPERS	101-100	W
12-13	Nov. 23	LA CLIPPERS	86-76	W
12-13	Mar. 23	at LA Clippers	95-101	L
13-14	Nov. 16	at LA Clippers	103-110	L
13-14	Dec. 12	LA CLIPPERS	102-93	W
14-15	Jan. 22	at LA Clippers	84-123	L
14-15	Feb. 2	LA CLIPPERS	102-100	W





# 2015-16 BROOKLYN NETS MEDIA GUIDE

## Los Angeles Lakers

President/Governor  
Executive VP, Basketball Ops. / Alternate Governor  
General Manager  
Head Coach  
Assistant Coaches  
Athletic Trainer  
Vice President, Public Relations  
Senior Manager, Public Relations  
Manager, Public Relations  
Coordinator, Public Relations  
Assistant, Public Relations  
Television  
Spanish Television  
Radio  
Spanish Radio  
Home Court  
Team Colors

Jeanie Buss  
Jim Buss  
Mitch Kupchak  
Byron Scott  
Paul Pressey, Jim Eyer, Mark Madsen  
Gary Vitti  
John Black  
Alison Bogli  
Calder Hynes  
Daniel Ramirez  
Matt Fleer  
Time Warner Cable SportsNet – Bill Macdonald, Stu Lantz  
Time Warner Cable Deportes – Adrian Garcia Marquez, Francisco Pinto  
ESPNLA Radio (710 AM) – John Ireland, Mychal Thompson  
ESPN Deportes (1330 AM) – Fernando Gonzalez, Jose "Pepe" Mantilla  
STAPLES Center (18,997)  
Purple and Gold



### BROOKLYN ALL-TIME RECORD VS. L.A. LAKERS 22-59, (12-28 at Home)

Largest Brooklyn Victory	98-71, 12-19-02 at NJ (27)
Largest Los Angeles Victory	120-93, 11-25-08 at L.A. Lakers (27)
Most Points, Brooklyn	123-147, 11-25-83 at L.A. Lakers
Fewest Points, Brooklyn	80-103, 11-26-99 at L.A. Lakers
Most Points, Los Angeles	147-123, 11-25-83 at L.A. Lakers
Fewest Points, Los Angeles	71-98, 12-19-02 at NJ
Longest Winning Streak, Brooklyn	4 games, 11-25-92 through 3-18-94
Longest Winning Streak, Los Angeles	11 games, 2-5-08 through 11-27-13
Nets Last Home Win	3-29-15, 107-99
Nets Last Road Win	2-20-15, 114-105
Current Streak	Nets won 3, last loss 11-27-13 (94-99)

### 2015-16 SCHEDULE (ALL TIMES EASTERN)

Nov. 6	L.A. LAKERS	7:30 PM
Mar. 1	@ L.A. Lakers	10:30 PM

### 2014-2015 SEASON SERIES (2-0) BROOKLYN NETS VS. L.A. LAKERS

PLAYER	G-GS	MIN	FG-FGA	PCT	3FG-FGA	PCT	FT-FTA	PCT	OFF	DEF	TOT	AST	PF-DQ	STL	TO	BLK	PTS	AVG	HI
Lopez	2-1	73	21-41	.512	0-0	---	10-15	.667	10	15	25	1	4-0	0	2	5	52	26.0	30
Johnson	2-2	70	13-25	.520	8-15	.533	7-8	.875	1	13	14	7	4-0	2	3	0	41	20.5	23
Brown	2-1	52	9-16	.563	2-8	.250	6-8	.750	0	6	6	5	3-0	3	0	0	26	13.0	17
Young (TOT)	3-2	83	16-28	.571	0-2	.000	6-8	.750	4	9	13	6	7-0	2	6	0	38	12.7	22
Young (BRK)	1-0	12	4-8	.500	0-0	---	0-0	---	3	1	4	1	1-0	1	0	0	8	8.0	8
Williams	2-2	73	11-27	.407	1-6	.167	2-2	1.000	0	5	5	24	2-0	5	8	1	25	12.5	13
Anderson	2-1	61	7-12	.583	4-6	.667	5-6	.833	0	7	7	9	2-0	3	0	0	23	11.5	14
Bogdanovic	2-1	46	8-17	.471	2-8	.250	2-2	1.000	1	4	5	3	3-0	0	1	0	20	10.0	18
Jack	1-0	14	3-4	.750	1-1	1.000	0-0	---	0	2	2	2	1-0	1	3	0	7	7.0	7
Plumlee	2-2	41	4-7	.571	0-0	---	3-4	.750	0	10	10	4	4-0	3	0	0	11	5.5	7
Clark	1-0	20	2-10	.200	0-5	.000	0-0	---	1	7	8	0	2-0	0	1	2	4	4.0	4
Jefferson	1-0	7	1-3	.333	0-0	---	0-0	---	1	0	1	0	2-0	0	0	0	2	2.0	2
Morris	1-0	8	1-2	.500	0-0	---	0-0	---	0	0	0	2	0-0	0	1	0	2	2.0	2
Jordan	1-0	3	0-4	.000	0-0	---	0-0	---	2	0	2	0	1-0	0	0	0	0	0.0	0
NETS	2	480	84-176	.477	18-49	.367	35-45	.778	19	70	89	58	29-0	18	19	8	221	110.5	114
LAKERS	2	480	83-180	.461	10-41	.244	28-40	.700	23	66	89	47	32-0	17	21	8	204	102.0	105

### 2014-2015 SEASON SERIES (0-2) LOS ANGELES LAKERS VS. BROOKLYN

PLAYER	G-GS	MIN	FG-FGA	PCT	3FG-FGA	PCT	FT-FTA	PCT	OFF	DEF	TOT	AST	PF-DQ	STL	TO	BLK	PTS	AVG	HI
Lin	1-0	24	6-9	.667	1-4	.250	5-8	.625	0	1	1	2	3-0	1	1	0	18	18.0	18
Hill	2-0	56	15-32	.469	0-0	---	4-7	.571	9	17	26	2	5-0	1	2	2	34	17.0	22
Johnson	1-1	35	8-16	.500	1-4	.250	0-0	---	1	4	5	3	1-0	0	1	1	17	17.0	17
Davis	1-0	28	8-10	.800	0-0	---	0-3	.000	3	11	14	3	3-0	2	0	1	16	16.0	16
Clarkson	2-2	59	12-22	.545	2-6	.333	4-5	.800	1	9	10	12	4-0	0	2	0	30	15.0	18
Brown	1-0	31	4-14	.286	1-5	.200	2-2	1.000	0	4	4	3	0-0	4	2	1	11	11.0	11
Ellington	2-2	51	8-22	.364	3-11	.273	2-2	1.000	1	4	5	3	1-0	2	3	0	21	10.5	13
Kelly	2-2	59	6-13	.462	1-5	.200	5-5	1.000	1	2	3	6	4-0	2	2	2	18	9.0	12
Sacre	2-1	40	7-14	.500	0-0	---	3-4	.750	4	3	7	3	1-0	2	3	1	17	8.5	13
Price	1-0	27	2-7	.286	0-1	.000	2-2	1.000	0	0	0	8	4-0	3	2	0	6	6.0	6
Black (TOT)	2-2	45	5-12	.417	0-0	---	1-2	.500	3	8	11	2	5-0	0	2	0	11	5.5	8
Black (LAL)	2-2	45	5-12	.417	0-0	---	1-2	.500	3	8	11	2	5-0	0	2	0	11	5.5	8
Young	1-0	25	2-9	.222	1-5	.200	0-0	---	0	3	3	0	1-0	0	1	0	5	5.0	5
LAKERS	2	480	83-180	.461	10-41	.244	28-40	.700	23	66	89	47	32-0	17	21	8	204	102.0	105
NETS	2	480	84-176	.477	18-49	.367	35-45	.778	19	70	89	58	29-0	18	19	8	221	110.5	114



# 2015-16 BROOKLYN NETS MEDIA GUIDE

## ALL-TIME SERIES VS. L.A. LAKERS

YEAR	DATE	OPPONENT	SCORE	W/L
76-77	Jan. 7	LA LAKERS	82-85	L
76-77	Apr. 8	at LA Lakers	100-124	L
76-77	Nov. 21	at LA Lakers	91-96	L
76-77	Mar. 13	LA LAKERS	81-84	L
77-78	Nov. 2	LA LAKERS	102-107	L
77-78	Nov. 25	at LA Lakers	117-129	L
77-78	Feb. 3	LA LAKERS	99-105 (OT)	L
77-78	Apr. 7	at LA Lakers	106-114	L
78-79	Oct. 14	LA LAKERS	102-100	W
78-79	Dec. 3	at LA Lakers	107-105	W
78-79	Jan. 12	LA LAKERS	116-117	L
78-79	Jan. 30	at LA Lakers	108-127	L
79-80	Feb. 8	LA LAKERS	120-125 (OT)	L
79-80	Feb. 22	at LA Lakers	110-132	L
80-81	Jan. 16	LA LAKERS	111-113	L
80-81	Feb. 27	at LA Lakers	103-107	L
81-82	Jan. 20	at LA Lakers	113-132	L
81-82	Mar. 3	LA LAKERS	111-103	W
82-83	Dec. 17	at LA Lakers	106-117	L
82-83	Jan. 11	LA LAKERS	110-96	W
83-84	Nov. 25	at LA Lakers	123-147	L
83-84	Feb. 29	LA LAKERS	102-92	W
84-85	Nov. 11	at LA Lakers	111-121	L
84-85	Dec. 5	LA LAKERS	93-104	L
85-86	Nov. 17	at LA Lakers	119-138	L
85-86	Feb. 21	LA LAKERS	121-106	W
86-87	Nov. 21	at LA Lakers	95-111	L
86-87	Jan. 19	LA LAKERS	115-126	L
87-88	Dec. 8	LA LAKERS	81-98	L
87-88	Mar. 14	at LA Lakers	105-115	L
88-89	Dec. 14	LA LAKERS	118-113 (OT)	W
88-89	Feb. 5	at LA Lakers	116-134	L
89-90	Dec. 16	LA LAKERS	92-99	L
89-90	Feb. 4	at LA Lakers	105-121	L
90-91	Jan. 25	LA LAKERS	103-108 (OT)	L
90-91	Jan. 29	at LA Lakers	89-110	L
91-92	Dec. 6	LA LAKERS	89-98	L
91-92	Mar. 4	at LA Lakers	92-101	L
92-93	Nov. 25	at LA Lakers	100-98	W
92-93	Jan. 26	LA LAKERS	106-91	W
93-94	Nov. 21	LA LAKERS	105-102	W
93-94	Mar. 18	at LA Lakers	102-90	W
94-95	Nov. 29	LA LAKERS	120-129	L
94-95	Jan. 25	at LA Lakers	116-120	L
95-96	Jan. 27	LA LAKERS	98-100	L
95-96	Feb. 7	at LA Lakers	96-106	L
96-97	Mar. 9	at LA Lakers	105-115	L
96-97	Mar. 24	LA LAKERS	84-109	L
97-98	Jan. 28	at LA Lakers	106-95	W
97-98	Apr. 2	LA LAKERS	106-117	L
99-00	Nov. 26	at LA Lakers	80-103	L
99-00	Feb. 22	LA LAKERS	89-97	L
00-01	Jan. 26	at LA Lakers	101-113	L
00-01	Feb. 13	LA LAKERS	110-113 (OT)	L
01-02	Mar. 5	at LA Lakers	92-101	L
01-02	Apr. 3	LA LAKERS	94-92	W
02-03	Dec. 19	LA Lakers	98-71	W
02-03	Jan. 24	at LA Lakers	89-83	W
03-04	Feb. 29	LA Lakers	83-100	L
03-04	Mar. 7	at LA Lakers	88-94	L
04-05	Jan. 28	at LA Lakers	109-103	W
04-05	Feb. 9	LA Lakers	103-104 (OT)	L
05-06	Nov. 27	at LA Lakers	102-96 (OT)	W
05-06	Mar. 17	LA Lakers	92-89	W
06-07	Nov. 26	at LA Lakers	93-99	L
06-07	Dec. 22	LA Lakers	95-99	L
07-08	Nov. 25	at LA Lakers	102-100	W
07-08	Feb. 5	LA LAKERS	90-105	L
08-09	Nov. 25	at LA Lakers	93-120	L
08-09	Mar. 27	LA LAKERS	95-103	L
09-10	Nov. 29	at LA Lakers	87-106	L
09-10	Dec. 19	LA LAKERS	84-103	L
10-11	Dec. 12	LA LAKERS	92-99	L
10-11	Jan. 14	at LA Lakers	88-100	L
11-12	Apr. 3	at LA Lakers	91-87	L
12-13	Nov. 20	at LA Lakers	90-95	L
12-13	Feb. 5	LA LAKERS	83-92	L
13-14	Nov. 27	LA LAKERS	94-99	L
13-14	Feb. 23	at LA Lakers	108-102	W
14-15	Feb. 20	at LA Lakers	114-105	W
14-15	Mar. 29	LA LAKERS	107-99	W



# 2015-16 BROOKLYN NETS MEDIA GUIDE

## Memphis Grizzlies

Controlling Owner  
Director  
General Manager  
V.P. of Basketball Operations  
Executive V.P. of Player Personnel  
Head Coach  
Assistant Coaches  
Assistant Coach / Advance Scout  
Head Athletic Trainer and V.P. of Player Care  
Assistant Athletic Trainer  
Physical Therapist  
Strength & Conditioning Coach  
Assistant Strength & Conditioning Coach  
V.P., Marketing Communications and Broadcast  
Director, Communications and Publications  
Senior Coordinator, Communications and Publications  
Coordinator, Communications and Publications  
Radio  
Television  
Home Court  
Colors

Robert J. Pera  
Joe Abadi  
Chris Wallace  
John Hollinger  
Ed Stefanski  
David Joerges  
Elston Turner, Jeff Bzdelik, Bob Thornton, Shawn Respert, Duane Ticknor  
Jason March  
Drew Graham  
Jim Scholler  
John Faltus  
Chattin Hill  
Sheldon Miller  
John Pugliese  
Jason Wallace  
Ross Wooden  
Kerri Harper  
WMFS (ESPN 92.9 FM/680 AM) – Eric Hasseltine, Hank McDowell, Elliot Perry  
Fox Sports Southeast – Pete Pranica, Sean Tuohy, Brevin Knight, Rob Fischer, Chris Vernon  
FedEx Forum (18,119)  
Memphis Midnight, Beale Street Blue, Smoke Blue and Grizzlies Gold



### BROOKLYN ALL-TIME RECORD VS. MEMPHIS 19-18, (11-8 at Home)

Largest Brooklyn Victory	92-74, 1-2-02 at NJ (18)
Largest Memphis Victory	110-63, 12-13-03 at Memphis (47)
Most Points, Brooklyn	116-106, 1-31-98 at Vancouver
Fewest Points, Brooklyn	63-110, 12-13-03 at Memphis
Most Points, Memphis	110-63, 12-13-03 at Memphis; 110-103, 11-27-07 at NJ
Fewest Points Memphis	74-86, 3-29-06 at NJ; 74-92, 1-2-02 at NJ
Longest Winning Streak, Brooklyn	6 games, 2-2-96 through 2-24-98
Longest Winning Streak, Memphis	5 games, 12-3-03 through 1-13-06
Nets Last Home Win	3-5-14, 103-94
Nets Last Road Win	11-30-13, 97-88
Current Streak	Nets lost 2, last win 3-5-14 (103-94)

### 2015-16 SCHEDULE (ALL TIMES EASTERN)

Oct. 31	@ Memphis	8:00 PM
Feb. 10	MEMPHIS	7:30 PM

### 2014-2015 SEASON SERIES (0-2) BROOKLYN NETS VS. MEMPHIS

PLAYER	G-GS	MIN	FG-FGA	PCT	3FG-FGA	PCT	FT-FTA	PCT	OFF	DEF	TOT	AST	PF-DQ	STL	TO	BLK	PTS	AVG	HI
Young (TOT)	2-2	74	16-32	.500	2-4	.500	6-6	1.000	5	7	12	6	5-0	4	1	0	40	20.0	26
Plumlee	2-2	65	13-19	.684	0-0	---	4-4	1.000	7	16	23	3	5-0	4	3	1	30	15.0	15
Teletovic	1-0	19	4-8	.500	4-7	.571	0-0	---	0	6	6	1	3-0	0	1	0	12	12.0	12
Anderson	2-1	54	7-17	.412	4-11	.364	5-6	.833	1	4	5	2	4-0	1	4	0	23	11.5	15
Lopez	2-1	50	10-23	.435	0-1	.000	3-3	1.000	3	5	8	1	8-0	0	4	1	23	11.5	12
Jack	2-2	63	10-23	.435	0-3	.000	2-3	.667	1	2	3	9	3-0	0	9	0	22	11.0	12
Williams	1-0	29	4-9	.444	1-3	.333	1-2	.500	0	1	1	4	5-0	1	2	0	10	10.0	10
Johnson	2-2	78	8-25	.320	2-6	.333	1-1	1.000	1	9	10	7	4-0	1	6	1	19	9.5	11
Bogdanovic	2-1	39	6-13	.462	1-4	.250	1-2	.500	4	5	9	1	2-0	2	3	0	14	7.0	11
Morris	2-0	23	5-8	.625	1-1	1.000	0-1	.000	0	1	1	2	4-0	1	3	0	11	5.5	11
Jordan	2-0	27	2-5	.400	0-0	---	4-5	.800	3	5	8	2	6-0	1	1	0	8	4.0	6
Garnett	1-1	14	1-3	.333	0-0	---	0-0	---	0	3	3	0	1-0	0	0	2	2	2.0	2
Brown	2-0	6	0-2	.000	0-2	.000	2-2	1.000	0	2	2	0	0-0	0	2	0	2	1.0	2
Jefferson	2-0	11	1-1	1.000	0-0	---	0-0	---	0	3	3	1	4-0	1	0	1	2	1.0	2
Karasev	1-0	2	0-0	---	0-0	---	0-0	---	0	0	0	0	0-0	0	0	0	0	0.0	0
NETS	2	480	71-156	.455	13-38	.342	23-29	.793	20	62	82	33	49-0	12	39	6	178	89.0	92
GRIZZLIES	2	480	75-164	.457	9-36	.250	39-54	.722	26	60	86	42	38-0	27	21	12	198	99.0	103

### 2014-2015 SEASON SERIES (2-0) MEMPHIS GRIZZLIES VS. BROOKLYN

PLAYER	G-GS	MIN	FG-FGA	PCT	3FG-FGA	PCT	FT-FTA	PCT	OFF	DEF	TOT	AST	PF-DQ	STL	TO	BLK	PTS	AVG	HI
Randolph	2-2	67	17-28	.607	1-1	1.000	4-8	.500	6	16	22	4	4-0	4	1	0	39	19.5	20
Lee	2-2	57	13-20	.650	5-9	.556	2-2	1.000	0	1	1	6	4-0	2	0	1	33	16.5	18
Gasol	2-2	60	10-20	.500	0-1	.000	12-15	.800	4	15	19	3	5-0	3	4	2	32	16.0	18
Je. Green (TOT)	5-4	164	24-59	.407	4-19	.211	16-21	.762	3	13	16	16	14-0	3	3	1	68	13.6	22
Je. Green (MEM)	2-1	62	6-20	.300	1-8	.125	8-10	.800	1	5	6	6	4-0	0	2	1	21	10.5	11
Allen	2-1	51	11-14	.786	1-3	.333	2-3	.667	3	6	9	4	4-0	4	2	2	25	12.5	13
Udrih	2-0	38	7-15	.467	1-4	.250	4-4	1.000	0	5	5	5	2-0	2	2	2	19	9.5	13
Koufos	2-0	38	5-16	.313	0-0	---	4-6	.667	9	7	16	0	4-0	1	2	2	14	7.0	8
Conley	2-2	52	4-18	.222	0-6	.000	0-0	---	0	1	1	6	3-0	3	4	2	8	4.0	6
Calathes	2-0	21	2-6	.333	0-1	.000	2-4	.500	0	2	2	5	4-0	6	4	0	6	3.0	5
Stokes	1-0	2	0-1	.000	0-0	---	1-2	.500	1	0	1	0	0-0	0	0	0	1	1.0	1
Adams	1-0	2	0-0	---	0-0	---	0-0	---	0	0	0	0	1-0	0	0	0	0	0.0	0
Carter	1-0	14	0-4	.000	0-3	.000	0-0	---	0	0	0	2	1-0	2	0	0	0	0.0	0
Leuer	2-0	16	0-2	.000	0-0	---	0-0	---	2	2	4	1	2-0	0	0	0	0	0.0	0
GRIZZLIES	2	480	75-164	.457	9-36	.250	39-54	.722	26	60	86	42	38-0	27	21	12	198	99.0	103
NETS	2	480	71-156	.455	13-38	.342	23-29	.793	20	62	82	33	49-0	12	39	6	178	89.0	92

OPPONENTS



# 2015-16 BROOKLYN NETS MEDIA GUIDE

## ALL-TIME SERIES VS. MEMPHIS

<u>YEAR</u>	<u>DATE</u>	<u>OPPONENT</u>	<u>SCORE</u>	<u>W/L</u>
95-96	Feb. 2	at Vancouver	93-84	W
95-96	Mar. 19	VANCOUVER	82-77	W
96-97	Feb. 4	VANCOUVER	111-105	W
96-97	Mar. 6	at Vancouver	102-96	W
97-98	Jan. 31	at Vancouver	116-106	W
97-98	Feb. 24	VANCOUVER	110-101	W
99-00	Jan. 7	VANCOUVER	91-101	L
99-00	Jan. 27	at Vancouver	106-108	L
00-01	Jan. 29	at Vancouver	86-97	L
00-01	Mar. 20	VANCOUVER	104-90	W
01-02	Jan. 2	MEMPHIS	92-74	W
01-02	Mar. 17	at Memphis	87-76	W
02-03	Feb. 12	at Memphis	90-97	L
02-03	Mar. 22	MEMPHIS	107-99	W
03-04	Dec. 3	MEMPHIS	93-96	L
03-04	Dec. 13	at Memphis	63-110	L
04-05	Dec. 17	at Memphis	84-89	L
04-05	Mar. 24	MEMPHIS	96-105	L
05-06	Jan. 13	at Memphis	69-81	L
05-06	Mar. 29	Memphis	86-74	W
06-07	Dec. 11	Memphis	105-92	W
06-07	Mar. 12	at Memphis	113-102	W
07-08	Nov. 27	MEMPHIS	103-110	L
07-08	Mar. 5	at Memphis	93-100	L
08-09	Jan. 7	MEMPHIS	100-89	W
08-09	Jan. 24	at Memphis	99-88	W
09-10	Feb. 21	MEMPHIS	94-104	L
09-10	Mar. 8	at Memphis	101-107	L
10-11	Dec. 21	at Memphis	101-94	W
10-11	Jan. 26	MEMPHIS	93-88	W
11-12	Feb. 15	MEMPHIS	105-100	L
12-13	Jan. 25	at Memphis	77-101	L
12-13	Feb. 24	MEMPHIS	72-76	L
13-14	Nov. 30	at Memphis	97-88	W
13-14	Mar. 5	MEMPHIS	103-94	W
14-15	Jan. 14	MEMPHIS	92-103	L
14-15	Feb. 10	at Memphis	86-95	L





# 2015-16 BROOKLYN NETS MEDIA GUIDE

## Miami Heat

Managing General Partner  
Chief Executive Officer  
President  
Sr. VP B&B Ops./General Manager  
Assistant GM /GM Sioux Falls Skyforce  
Head Coach  
Assistant Head Coach  
Assistant Coaches  
Head Athletic Trainer  
Asst. Coach/Strength & Conditioning  
Asst. Athletic Trainer/Director of Rehab  
Asst. Athletic Trainer  
Vice President, Sports Media Relations  
Senior Director of Sports Media Relations  
Director of Sports Media Relations  
Sports Media Relations Manager  
Cable Television  
Radio  
Spanish Radio  
Home Court  
Team Colors

Micky Arison  
Nick Arison  
Pat Riley  
Andy Elisburg  
Adam Simon  
Erik Spoelstra  
David Fizdale  
Juwan Howard, Keith Smart, Dan Craig, Chris Quinn  
Jay Sabol  
Bill Foran  
Brandon Gilliam  
Wes Brown  
Tim Donovan  
Rob Wilson  
Michael Lissack  
Nick Maiorana  
Fox Sports Sun – Eric Reid, Tony Fiorentino, Jason Jackson  
The Ticket (790 AM) – Mike Inglis, John Crotty, Ron Rothstein  
WAQI (710 AM) – José Pañeda, Joe Pujala  
American Airlines Arena (19,600)  
Red, Yellow, Black and White



### BROOKLYN ALL-TIME RECORD VS. MIAMI 45-63, (27-27 at Home)

Largest Brooklyn Victory	101-77, 12-1-89 at NJ (24)
Largest Miami Victory	108-78, 3-6-12 at Miami (30); 103-73, 11-7-12 at Miami (30)
Most Points, Brooklyn	127-105, 1-26-91 at Miami
Fewest Points, Brooklyn	64-85, 1-23-04 at Miami
Most Points, Miami	134-119, 2-6-91 at NJ
Fewest Points, Miami	74-86, 4-18-97 at Miami
Longest Winning Streak, Brooklyn	5 games, 3-15-02 through 4-4-03
Longest Winning Streak, Miami	13 games, 11-14-09 through 1-30-13
Nets Last Home Win	1-10-14, 104-95 (2OT)
Nets Last Road Win	4-8-14, 88-87
Current Streak	Nets lost 4, last win 4-8-14 (88-87)

### 2015-16 SCHEDULE (ALL TIMES EASTERN)

Dec. 16	MIAMI	7:30 PM
Dec. 28	@ Miami	7:30 PM
Jan. 26	MIAMI	7:30 PM
Mar. 28	@ Miami	7:30 PM

### 2014-2015 SEASON SERIES (0-4) BROOKLYN NETS VS. MIAMI

PLAYER	G-GS	MIN	FG-FGA	PCT	3FG-FGA	PCT	FT-FTA	PCT	OFF	DEF	TOT	AST	PF-DQ	STL	TO	BLK	PTS	AVG	HI
Davies (TOT)	1-0	24	7-9	.778	1-2	.500	3-4	.750	0	3	3	0	3-0	3	3	0	18	18.0	18
Young (TOT)	3-3	109	21-40	.525	1-3	.333	4-7	.571	5	11	16	5	10-0	8	4	0	47	15.7	16
Young (BRK)	1-1	33	6-11	.545	1-2	.500	2-4	.500	2	5	7	1	3-0	2	0	0	15	15.0	15
Williams	4-3	131	19-45	.422	7-19	.368	15-17	.882	1	15	16	30	12-0	9	11	1	60	15.0	18
Johnson	4-4	150	19-56	.339	7-22	.318	8-10	.800	1	12	13	10	10-0	1	6	0	53	13.3	19
Lopez	3-2	80	14-30	.467	0-1	.000	8-10	.800	8	14	22	3	7-0	2	2	3	36	12.0	16
Plumlee	4-2	85	17-30	.567	0-0	---	9-22	.409	16	11	27	3	6-0	4	9	3	43	10.8	21
Jack	4-1	99	13-32	.406	2-6	.333	14-16	.875	1	7	8	16	8-0	6	11	3	42	10.5	18
Teletovic	3-0	62	10-27	.370	6-17	.353	4-8	.500	1	7	8	3	6-0	1	3	3	30	10.0	14
Bogdanovic	4-1	91	11-22	.500	6-13	.462	7-8	.875	3	5	8	3	7-0	3	6	0	35	8.8	22
Karasev	2-2	44	5-12	.417	1-5	.200	2-3	.667	2	3	5	4	5-0	1	3	1	13	6.5	11
Garnett	3-3	64	6-17	.353	0-0	---	0-0	---	7	19	26	2	5-0	2	2	1	12	4.0	4
Jordan	2-0	14	3-5	.600	0-0	---	1-2	.500	4	1	5	0	3-0	0	1	0	7	3.5	4
Jefferson	2-0	25	2-10	.200	0-1	.000	2-6	.333	0	4	4	1	5-0	1	2	0	6	3.0	4
Brown	1-1	29	0-3	.000	0-2	.000	2-2	1.000	0	1	1	0	4-0	1	1	0	2	2.0	2
Anderson	3-0	54	0-6	.000	0-4	.000	2-2	1.000	0	4	4	0	11-0	3	4	0	2	0.7	2
Morris	1-0	0	0-0	---	0-0	---	0-0	---	0	0	0	0	0-0	0	0	0	0	0.0	0
NETS	4	960	125-306	.408	30-92	.326	76-110	.691	46	108	154	76	92-0	36	61	15	356	89.0	98
HEAT	4	960	132-292	.452	29-86	.337	89-119	.748	36	127	163	83	96-0	37	60	16	382	95.5	104

### 2014-2015 SEASON SERIES (4-0) MIAMI HEAT VS. BROOKLYN

PLAYER	G-GS	MIN	FG-FGA	PCT	3FG-FGA	PCT	FT-FTA	PCT	OFF	DEF	TOT	AST	PF-DQ	STL	TO	BLK	PTS	AVG	HI
Wade	3-3	103	31-69	.449	1-6	.167	18-24	.750	5	9	14	20	5-0	5	9	0	81	27.0	28
Bosh	2-2	68	15-27	.556	4-6	.667	7-10	.700	3	11	14	3	9-0	2	2	0	41	20.5	26
G. Dragic (TOT)	2-2	70	12-24	.500	4-9	.444	7-10	.700	2	2	4	9	3-0	2	3	0	35	17.5	18
G. Dragic (MIA)	1-1	35	5-9	.556	1-3	.333	6-9	.667	0	1	1	3	3-0	2	1	0	17	17.0	17
Deng	3-3	103	10-27	.370	3-12	.250	11-14	.786	1	7	8	10	10-0	4	5	1	34	11.3	18
Napier	2-0	37	7-12	.583	6-10	.600	2-2	1.000	2	4	6	3	2-0	2	9	0	22	11.0	11
Whiteside (TOT)	1-0	27	5-7	.714	0-0	---	1-1	1.000	1	9	10	0	1-0	1	1	5	11	11.0	11
Whiteside (MIA)	1-0	27	5-7	.714	0-0	---	1-1	1.000	1	9	10	0	1-0	1	1	5	11	11.0	11
Chalmers	4-2	119	11-27	.407	3-11	.273	18-22	.818	1	15	16	11	15-0	8	11	1	43	10.8	22
Andersen	4-2	86	14-17	.824	0-0	---	8-12	.667	11	23	34	4	7-0	1	2	5	36	9.0	18
Walker	1-1	31	3-6	.500	3-6	.500	0-0	---	1	5	6	2	5-0	4	0	0	9	9.0	9
Williams	2-1	55	4-13	.308	3-8	.375	4-4	1.000	0	8	8	7	6-0	1	2	0	15	7.5	10
Cole	3-2	78	8-22	.364	3-10	.300	2-4	.500	0	7	7	6	6-0	2	4	0	21	7.0	12
Haslem	3-1	58	7-22	.318	0-1	.000	6-9	.667	8	11	19	5	10-0	1	4	1	20	6.7	7
Ennis	3-0	54	4-10	.400	0-3	.000	4-4	1.000	2	9	11	4	3-0	2	2	0	12	4.0	10
Johnson	1-0	16	2-5	.400	0-2	.000	0-0	---	0	2	2	1	1-0	1	3	0	4	4.0	4
Granger	2-1	51	3-12	.250	0-5	.000	1-2	.500	0	4	4	3	4-0	0	1	2	7	3.5	4
Beasley	1-0	14	1-2	.500	0-0	---	1-2	.500	0	0	0	1	5-0	1	0	1	3	3.0	3
Dawkins	1-0	9	1-2	.500	1-2	.500	0-0	---	0	1	1	0	1-0	0	0	0	3	3.0	3
Hamilton	1-1	17	1-3	.333	1-1	1.000	0-0	---	1	1	2	0	3-0	0	0	0	3	3.0	3
HEAT	4	960	132-292	.452	29-86	.337	89-119	.748	36	127	163	83	96-0	37	60	16	382	95.5	104
NETS	4	960	125-306	.408	30-92	.326	76-110	.691	46	108	154	76	92-0	36	61	15	356	89.0	98



# 2015-16 BROOKLYN NETS MEDIA GUIDE

## ALL-TIME SERIES VS. MIAMI

YEAR	DATE	OPPONENT	SCORE	W/L
88-89	Feb. 20	MIAMI	117-109	W
88-89	Mar. 27	at Miami	79-100	L
89-90	Nov. 3	at Miami	110-90	W
89-90	Nov. 7	MIAMI	77-83	L
89-90	Dec. 1	MIAMI	101-77	W
89-90	Dec. 19	at Miami	100-98	W
89-90	Apr. 8	MIAMI	102-101	W
90-91	Nov. 8	MIAMI	114-103	W
90-91	Nov. 28	at Miami	79-97	L
90-91	Jan. 26	at Miami	127-105	W
90-91	Feb. 6	MIAMI	119-134	L
90-91	Mar. 10	at Miami	88-101	L
90-91	Apr. 20	MIAMI	118-103	W
91-92	Nov. 7	MIAMI	89-111	L
91-92	Jan. 24	MIAMI	123-117	W
91-92	Mar. 22	at Miami	100-107	L
91-92	Apr. 14	at Miami	105-100	W
92-93	Nov. 7	at Miami	94-106	L
92-93	Dec. 5	at Miami	111-104	W
92-93	Feb. 14	MIAMI	117-111(OT)	W
92-93	Mar. 26	at Miami	100-110	L
92-93	Apr. 1	MIAMI	95-82	W
93-94	Dec. 13	MIAMI	110-105 (2 OT)	W
93-94	Jan. 4	at Miami	83-100	L
93-94	Feb. 22	MIAMI	97-123	L
93-94	Mar. 30	MIAMI	111-101	W
93-94	Apr. 17	at Miami	110-103	W
94-95	Dec. 2	at Miami	97-115	L
94-95	Dec. 18	MIAMI	103-102	W
94-95	Mar. 25	at Miami	96-95	W
94-95	Apr. 8	MIAMI	103-93	W
95-96	Nov. 10	at Miami	80-106	L
95-96	Dec. 20	MIAMI	104-112 (OT)	L
95-96	Dec. 26	at Miami	93-96	L
95-96	Feb. 27	MIAMI	90-93	L
95-96	Apr. 15	at Miami	90-110	L
96-97	Jan. 2	at Miami	91-101	L
96-97	Feb. 20	MIAMI	87-92	L
96-97	Apr. 8	MIAMI	92-94	L
96-97	Apr. 18	at Miami	86-74	W
97-98	Nov. 7	MIAMI	99-87	W
97-98	Dec. 8	at Miami	97-105	L
97-98	Feb. 28	MIAMI	93-95	L
97-98	Mar. 1	at Miami	84-85	L
98-99	Feb. 15	at Miami	72-95	L
98-99	Mar. 14	at Miami	76-102	L
98-99	Apr. 3	MIAMI	88-77	W
98-99	Apr. 27	MIAMI	76-95	L
99-00	Jan. 8	at Miami	90-89	W
99-00	Feb. 18	MIAMI	91-84	W
99-00	Feb. 23	at Miami	85-99	L
99-00	Apr. 7	MIAMI	85-103	L
00-01	Nov. 15	MIAMI	93-91	W
00-01	Dec. 23	MIAMI	80-86	L

YEAR	DATE	OPPONENT	SCORE	W/L
00-01	Jan. 4	at Miami	78-81	L
00-01	Feb. 24	at Miami	70-75	L
01-02	Dec. 14	at Miami	95-86	W
01-02	Jan. 8	MIAMI	104-95	W
01-02	Jan. 26	at Miami	77-90	L
01-02	Mar. 15	MIAMI	97-78	W
02-03	Nov. 15	at Miami	93-84	W
02-03	Jan. 3	at Miami	100-80	W
02-03	Feb. 18	MIAMI	84-79	W
02-03	Apr. 4	MIAMI	99-83	W
03-04	Jan. 23	at Miami	64-85	L
03-04	Feb. 4	MIAMI	99-88	W
03-04	Feb. 28	MIAMI	92-86	W
03-04	Mar. 14	at Miami	95-104	L
03-04	Apr. 14	at Miami	84-96	L
04-05	Nov. 3	MIAMI	77-100	L
04-05	Mar. 3	MIAMI	90-106	L
04-05	Mar. 12	at Miami	65-90	L
05-06	Nov. 7	at Miami	89-90	L
05-06	Dec. 23	at Miami	95-88	W
05-06	Feb. 4	MIAMI	105-92	W
05-06	Apr. 2	MIAMI	90-78	W
06-07	Nov. 3	at Miami	85-91	L
06-07	Nov. 10	MIAMI	106-113	L
06-07	Dec. 29	at Miami	91-81	W
06-07	Mar. 15	MIAMI	86-93	L
07-08	Nov. 17	MIAMI	87-91	L
07-08	Dec. 20	at Miami	107-103 (OT)	W
07-08	Feb. 1	at Miami	94-85	W
08-09	Nov. 10	at Miami	94-99	L
08-09	Dec. 20	MIAMI	103-106	L
08-09	Jan. 3	at Miami	96-101	L
08-09	Mar. 20	MIAMI	96-88	W
09-10	Nov. 14	at Miami	80-81	L
09-10	Feb. 17	MIAMI	84-87	L
09-10	Mar. 22	MIAMI	89-99	L
09-10	Apr. 14	at Miami	86-94 (2OT)	L
10-11	Oct. 31	MIAMI	78-101	L
10-11	Nov. 6	at Miami	89-101	L
10-11	Apr. 3	MIAMI	94-108	L
11-12	Jan. 7	MIAMI	90-101	L
11-12	Mar. 6	at Miami	108-78	L
11-12	Apr. 16	MIAMI	101-98	L
12-13	Nov. 7	at Miami	73-103	L
12-13	Dec. 1	at Miami	89-102	L
12-13	Jan. 30	MIAMI	85-105	L
13-14	Nov. 1	MIAMI	101-100	W
13-14	Jan. 10	MIAMI	104-95 (2 OT)	W
13-14	Mar. 12	at Miami	96-95	W
13-14	Apr. 8	at Miami	88-87	W
14-15	Nov. 17	MIAMI	83-95	L
14-15	Dec. 16	MIAMI	91-95	L
14-15	Jan. 4	at Miami	84-88	L
14-15	Mar. 11	at Miami	98-104	L

OPPONENTS



# 2015-16 BROOKLYN NETS MEDIA GUIDE

## Milwaukee Bucks

Owners	Wes Edens, Marc Lasry & Jamie Dinan
General Manager	John Hammond
Head Coach	Jason Kidd
Assistant Coaches	Joe Prunty, Eric Hughes, Greg Foster, Sean Sweeney, Josh Oppenheimer
Director of Performance	Troy Flanagan
Director of Medical Services/Head Therapist	Michael Snelling
Assistant Athletic Trainer	Nixon Dorvilien
Head Strength & Conditioning Coach	Suki Hobson
Senior Strength Coach	Michael Davie
Vice President of Public Relations	Dan Smyczek
Director of Communications	Mark Rosenberg
Public Relations Coordinator	Erika Johnson
Radio	620 WTMJ – Ted Davis, Dennis Krause
Television	FOX Sports Wisconsin – Jim Paschke, Gus Johnson, Marques Johnson, Jon McGlocklin
Home Court	BMO Harris Bradley Center (18,717)
Colors	Good Land Green, Cream City Cream, Great Lakes Blue and Bucks Black



### BROOKLYN ALL-TIME RECORD VS. MILWAUKEE 71-89, (45-35 at Home)

Largest Brooklyn Victory	135-100, 4-23-94 at NJ (35)
Largest Milwaukee Victory	132-91, 2-14-89 at Milwaukee (41)
Most Points, Brooklyn	135-100, 4-23-94 at NJ
Fewest Points, Brooklyn	73-96, 4-12-15 at Milwaukee
Most Points, Milwaukee	136-113, 11-2-85 at Milwaukee
Fewest Points, Milwaukee	72-81, 1-2-96 at NJ
Longest Winning Streak, Brooklyn	8 games, 12-5-91 through 2-16-93
Longest Winning Streak, Milwaukee	13 games, 3-30-09 through 12-26-12
Nets Last Home Win	3-20-15, 129-127 (3OT)
Nets Last Road Win	3-1-14, 107-98
Current Streak	Nets lost 1, last win 3-20-15 (129-127/3OT)

2015-16 SCHEDULE (ALL TIMES EASTERN)			
Nov. 2	MILWAUKEE	7:30 PM	
Nov. 7	@ Milwaukee	8:30 PM	
Mar. 13	MILWAUKEE	8:00 PM	

### 2014-2015 SEASON SERIES (1-3) BROOKLYN NETS VS. MILWAUKEE

PLAYER	G-GS	MIN	FG-FGA	PCT	3FG-FGA	PCT	FT-FTA	PCT	OFF	DEF	TOT	AST	PF-DQ	STL	TO	BLK	PTS	AVG	HI
Lopez	4-3	137	32-54	.593	0-0	---	16-17	.941	15	25	40	6	15-0	4	11	11	80	20.0	32
Johnson	4-4	176	25-56	.446	8-19	.421	8-11	.727	1	19	20	23	7-0	1	9	1	66	16.5	20
Jack	4-1	134	24-45	.533	5-11	.455	10-12	.833	2	22	24	21	11-0	4	13	0	63	15.8	26
Bogdanovic	4-1	149	22-51	.431	8-26	.308	6-12	.500	5	15	20	5	7-0	3	5	3	58	14.5	19
Teletovic	1-0	28	4-10	.400	1-7	.143	5-7	.714	0	3	3	1	4-0	0	1	2	14	14.0	14
Young (TOT)	4-4	141	18-54	.333	6-9	.667	6-11	.545	5	11	16	11	5-0	8	10	1	48	12.0	24
Young (BRK)	2-2	82	12-34	.353	4-7	.571	5-7	.714	3	6	9	5	2-0	2	5	1	33	16.5	24
Plumlee	4-1	73	10-21	.476	0-0	---	9-14	.643	11	10	21	5	7-0	4	5	2	29	7.3	13
Anderson	3-1	76	7-20	.350	3-10	.300	4-7	.571	2	6	8	2	6-0	0	3	0	21	7.0	13
Williams	4-3	130	9-36	.250	3-16	.188	5-7	.714	4	12	16	23	12-0	3	11	1	26	6.5	18
Garnett	2-2	45	4-9	.444	0-1	.000	2-2	1.000	2	10	12	3	3-0	3	1	1	10	5.0	6
Jefferson	3-0	28	3-11	.273	0-0	---	5-6	.833	4	7	11	1	1-0	2	2	2	11	3.7	5
Brown	2-2	28	2-8	.250	0-2	.000	0-0	---	0	1	1	0	6-0	1	1	1	4	2.0	4
Jordan	1-0	7	1-1	1.000	0-0	---	0-0	---	1	0	1	1	2-0	0	1	1	2	2.0	2
Clark	1-0	10	0-0	---	0-0	---	0-2	.000	0	2	2	0	4-0	0	2	0	0	0.0	0
Davies (TOT)	1-0	5	0-2	.000	0-1	.000	0-0	---	0	1	1	0	0-0	1	1	0	0	0.0	0
Morris	1-0	7	0-2	.000	0-0	---	0-0	---	0	1	1	3	0-0	1	1	0	0	0.0	0
NETS	4	1110	155-358	.433	32-99	.323	75-104	.721	50	139	189	99	87-0	28	74	26	417	104.3	129
BUCKS	4	1110	175-409	.428	26-78	.333	72-94	.766	75	148	223	101	93-2	50	60	24	448	112.0	127

### 2014-2015 SEASON SERIES (3-1) MILWAUKEE BUCKS VS. BROOKLYN

PLAYER	G-GS	MIN	FG-FGA	PCT	3FG-FGA	PCT	FT-FTA	PCT	OFF	DEF	TOT	AST	PF-DQ	STL	TO	BLK	PTS	AVG	HI
Parker	1-1	42	8-13	.615	0-0	---	7-10	.700	3	4	7	1	3-0	2	1	0	23	23.0	23
Mayo	3-0	83	17-40	.425	6-15	.400	13-14	.929	2	11	13	5	8-0	4	9	0	53	17.7	21
Middleton	4-4	143	30-57	.526	4-14	.286	5-6	.833	2	15	17	16	9-0	9	2	1	69	17.3	29
Antetokounmpo	4-4	163	24-53	.453	0-4	.000	18-27	.667	7	37	44	21	15-1	9	8	3	66	16.5	23
Ilyasova	4-2	106	25-49	.510	8-14	.571	2-2	1.000	8	17	25	2	14-1	5	5	1	60	15.0	21
Knight	2-2	77	7-32	.219	3-15	.200	9-10	.900	0	8	8	13	2-0	2	5	0	26	13.0	18
Carter-Williams (	2-2	73	13-35	.371	0-1	.000	5-7	.714	3	7	10	9	7-0	4	3	1	31	15.5	19
Carter-Williams (	2-2	73	13-35	.371	0-1	.000	5-7	.714	3	7	10	9	7-0	4	3	1	31	15.5	19
Pachulia	4-2	109	14-34	.412	0-0	---	7-8	.875	24	14	38	11	15-0	6	7	1	35	8.8	22
Dudley	3-1	73	8-18	.444	5-10	.500	0-0	---	6	6	12	5	3-0	4	0	0	21	7.0	19
Henson	4-1	84	13-29	.448	0-0	---	2-3	.667	13	10	23	3	8-0	1	5	15	28	7.0	10
Plumlee (TOT)	3-1	56	8-16	.500	0-0	---	0-2	.000	4	11	15	1	3-0	1	2	3	16	5.3	8
Plumlee (MIL)	2-0	24	4-9	.444	0-0	---	0-2	.000	2	3	5	0	0-0	0	1	2	8	4.0	6
Bayless	4-0	80	7-24	.292	0-4	.000	3-3	1.000	2	10	12	12	7-0	2	6	0	17	4.3	9
Sanders	1-1	14	2-6	.333	0-0	---	0-0	---	2	2	4	0	1-0	0	1	0	4	4.0	4
O'Bryant	1-0	4	1-3	.333	0-0	---	1-2	.500	0	1	1	0	0-0	0	1	0	3	3.0	3
Gutierrez (TOT)	2-0	13	2-3	.667	0-0	---	0-0	---	0	1	1	1	1-0	1	1	0	4	2.0	2
Gutierrez (MIL)	2-0	13	2-3	.667	0-0	---	0-0	---	0	1	1	1	1-0	1	1	0	4	2.0	2
Ennis (TOT)	2-0	22	0-4	.000	0-1	.000	0-0	---	1	2	3	2	0-0	1	1	0	0	0.0	0
Ennis (MIL)	2-0	22	0-4	.000	0-1	.000	0-0	---	1	2	3	2	0-0	1	1	0	0	0.0	0
BUCKS	4	1110	175-409	.428	26-78	.333	72-94	.766	75	148	223	101	93-2	50	60	24	448	112.0	127
NETS	4	1110	155-358	.433	32-99	.323	75-104	.721	50	139	189	99	87-0	28	74	26	417	104.3	129



# 2015-16 BROOKLYN NETS MEDIA GUIDE

## ALL-TIME SERIES VS. MILWAUKEE

YEAR	DATE	OPPONENT	SCORE	W/L
76-77	Nov. 27	at Milwaukee	96-91	W
76-77	Dec. 17	MILWAUKEE	110-126	L
76-77	Jan. 30	MILWAUKEE	92-100	L
76-77	Feb. 8	at Milwaukee	97-100	L
77-78	Nov. 16	MILWAUKEE	106-116	L
77-78	Dec. 4	at Milwaukee	118-134 (OT)	L
77-78	Jan. 17	at Milwaukee	109-119	L
77-78	Mar. 31	MILWAUKEE	122-114	W
78-79	Nov. 1	MILWAUKEE	131-110	W
78-79	Feb. 14	at Milwaukee	94-115	L
78-79	Mar. 2	MILWAUKEE	99-91	W
78-79	Mar. 7	at Milwaukee	98-133	L
79-80	Nov. 22	MILWAUKEE	109-117	L
79-80	Nov. 27	at Milwaukee	118-93	W
80-81	Oct. 19	at Milwaukee	93-105	L
80-81	Oct. 29	MILWAUKEE	116-132	L
80-81	Dec. 17	MILWAUKEE	115-112	W
80-81	Jan. 6	at Milwaukee	86-102	L
80-81	Mar. 22	MILWAUKEE	116-125	L
80-81	Mar. 24	at Milwaukee	107-131	L
81-82	Nov. 11	MILWAUKEE	88-100	L
81-82	Dec. 18	at Milwaukee	100-88	W
81-82	Jan. 6	MILWAUKEE	95-109	L
81-82	Feb. 24	MILWAUKEE	106-113	L
81-82	Mar. 21	at Milwaukee	86-102	L
82-83	Dec. 5	MILWAUKEE	108-103	W
82-83	Jan. 4	at Milwaukee	102-95	W
82-83	Feb. 20	at Milwaukee	108-109	L
82-83	Mar. 20	at Milwaukee	92-107	L
82-83	Apr. 2	MILWAUKEE	103-105	L
83-84	Nov. 11	MILWAUKEE	107-103	W
83-84	Dec. 2	at Milwaukee	107-122	L
83-84	Dec. 28	MILWAUKEE	85-89	L
83-84	Mar. 7	at Milwaukee	106-100	W
83-84	Mar. 21	MILWAUKEE	95-102	L
83-84	Apr. 3	at Milwaukee	92-109	L
84-85	Dec. 12	MILWAUKEE	116-109	W
84-85	Jan. 18	at Milwaukee	93-102	L
84-85	Feb. 6	MILWAUKEE	106-93	W
84-85	Feb. 12	at Milwaukee	103-111	L
84-85	Mar. 19	at Milwaukee	111-130	L
84-85	Apr. 6	MILWAUKEE	108-104	W
85-86	Nov. 2	at Milwaukee	113-136	L
85-86	Nov. 9	MILWAUKEE	126-123	W
85-86	Jan. 8	MILWAUKEE	106-99	W
85-86	Feb. 15	at Milwaukee	94-112	L
85-86	Mar. 5	MILWAUKEE	106-119	L
85-86	Mar. 25	at Milwaukee	105-118	L
86-87	Nov. 7	MILWAUKEE	94-115	L
86-87	Dec. 29	MILWAUKEE	122-117	W
86-87	Jan. 6	at Milwaukee	112-124	L
86-87	Feb. 16	at Milwaukee	124-128	L
86-87	Mar. 12	MILWAUKEE	123-106	W
86-87	Apr. 4	at Milwaukee	102-112	L
87-88	Dec. 29	MILWAUKEE	88-106	L
87-88	Jan. 10	at Milwaukee	87-105	L
87-88	Mar. 16	MILWAUKEE	83-79	W
87-88	Apr. 2	at Milwaukee	111-125	L
87-88	Apr. 23	MILWAUKEE	118-105	W
88-89	Nov. 17	at Milwaukee	105-96	W
88-89	Dec. 2	MILWAUKEE	92-103	L
88-89	Feb. 14	at Milwaukee	91-132	L
88-89	Apr. 11	at Milwaukee	93-125	L
88-89	Apr. 16	MILWAUKEE	96-100	L
89-90	Jan. 3	MILWAUKEE	96-110	L
89-90	Feb. 20	at Milwaukee	102-110	L
89-90	Mar. 12	MILWAUKEE	104-109	L
89-90	Apr. 21	at Milwaukee	95-96	L
90-91	Nov. 14	MILWAUKEE	112-95	W
90-91	Nov. 17	at Milwaukee	99-111	L
90-91	Feb. 28	MILWAUKEE	98-93	W
90-91	Apr. 6	at Milwaukee	114-133	L
91-92	Dec. 5	at Milwaukee	109-101	W
91-92	Jan. 10	MILWAUKEE	104-97	W
91-92	Apr. 1	at Milwaukee	121-117	W
91-92	Apr. 3	MILWAUKEE	122-103	W
92-93	Dec. 17	at Milwaukee	102-101	W
92-93	Mar. 19	MILWAUKEE	99-85	W
92-93	Feb. 7	at Milwaukee	105-102	W
92-93	Feb. 16	MILWAUKEE	100-88	W

YEAR	DATE	OPPONENT	SCORE	W/L
93-94	Jan. 5	MILWAUKEE	91-100	L
93-94	Jan. 8	at Milwaukee	90-87	W
93-94	Apr. 13	at Milwaukee	107-105	W
93-94	Apr. 23	MILWAUKEE	135-100	W
94-95	Dec. 26	at Milwaukee	97-101	L
94-95	Feb. 1	MILWAUKEE	95-77	W
94-95	Mar. 5	MILWAUKEE	99-94	W
94-95	Apr. 7	at Milwaukee	92-107	L
95-96	Jan. 2	MILWAUKEE	81-72	W
95-96	Feb. 21	at Milwaukee	94-92 (OT)	W
95-96	Mar. 24	at Milwaukee	84-80	W
95-96	Apr. 6	MILWAUKEE	88-109	L
96-97	Dec. 14	at Milwaukee	91-101	L
96-97	Apr. 10	MILWAUKEE	93-88	W
96-97	Apr. 13	at Milwaukee	123-132	L
97-98	Nov. 1	at Milwaukee	113-109 (OT)	W
97-98	Dec. 27	MILWAUKEE	112-104 (2 OT)	W
97-98	Feb. 16	MILWAUKEE	103-92	W
97-98	Apr. 11	at Milwaukee	124-117	W
98-99	Feb. 11	at Milwaukee	75-95	L
98-99	Mar. 2	MILWAUKEE	86-94	L
98-99	May 5	MILWAUKEE	115-107	W
99-00	Dec. 8	MILWAUKEE	107-90	W
99-00	Mar. 10	at Milwaukee	108-80	W
99-00	Mar. 18	MILWAUKEE	92-90 (OT)	W
99-00	Apr. 8	at Milwaukee	101-109	L
00-01	Dec. 6	MILWAUKEE	87-109	L
00-01	Dec. 21	at Milwaukee	78-80	L
00-01	Jan. 13	at Milwaukee	81-115	L
00-01	Mar. 5	MILWAUKEE	100-107	L
01-02	Dec. 8	at Milwaukee	79-95	L
01-02	Jan. 31	MILWAUKEE	125-100	W
01-02	Mar. 22	MILWAUKEE	108-84	W
02-03	Nov. 6	at Milwaukee	93-99	L
02-03	Dec. 27	MILWAUKEE	110-90	W
02-03	Dec. 28	MILWAUKEE	104-96	W
02-03	Mar. 19	at Milwaukee	85-104	L
03-04	Dec. 5	MILWAUKEE	93-86	W
03-04	Dec. 20	at Milwaukee	87-92	L
03-04	Jan. 15	at Milwaukee	83-86	L
03-04	Apr. 6	MILWAUKEE	98-103	L
04-05	Jan. 5	at Milwaukee	74-97	L
04-05	Jan. 19	MILWAUKEE	96-90	W
04-05	Feb. 23	at Milwaukee	81-100	L
05-06	Nov. 2	MILWAUKEE	96-110	L
05-06	Feb. 12	MILWAUKEE	94-79	W
05-06	Feb. 21	at Milwaukee	89-85	W
05-06	Apr. 9	at Milwaukee	95-83	W
06-07	Nov. 14	Milwaukee	100-87	W
06-07	Dec. 13	Milwaukee	108-95	W
06-07	Dec. 23	at Milwaukee	104-115	L
07-08	Dec. 29	at Milwaukee	97-95	W
07-08	Jan. 29	MILWAUKEE	87-80	W
07-08	Feb. 28	MILWAUKEE	120-106	W
07-08	Apr. 12	at Milwaukee	111-98	W
08-09	Jan. 9	at Milwaukee	102-104	L
08-09	Feb. 3	MILWAUKEE	99-85	W
08-09	Mar. 3	at Milwaukee	99-95	W
08-09	Mar. 30	MILWAUKEE	78-107	L
09-10	Nov. 18	at Milwaukee	85-99	L
09-10	Jan. 5	MILWAUKEE	76-98	L
09-10	Feb. 10	MILWAUKEE	77-97	L
09-10	Apr. 7	at Milwaukee	89-108	L
10-11	Jan. 8	MILWAUKEE	92-115	L
10-11	Jan. 29	at Milwaukee	81-91	L
10-11	Mar. 18	at Milwaukee	95-110	L
11-12	Feb. 18	MILWAUKEE	92-85	L
11-12	Mar. 12	MILWAUKEE	105-99	L
11-12	Apr. 21	at Milwaukee	106-95	L
12-13	Dec. 9	MILWAUKEE	88-97	L
12-13	Dec. 26	at Milwaukee	93-108	L
12-13	Feb. 19	MILWAUKEE	113-111 (OT)	W
12-13	Feb. 20	at Milwaukee	97-94	W
13-14	Dec. 7	at Milwaukee	90-82	W
13-14	Dec. 27	MILWAUKEE	104-93	W
13-14	Mar. 1	at Milwaukee	107-98	W
14-15	Nov. 19	MILWAUKEE	118-122 (3 OT)	L
14-15	Feb. 9	at Milwaukee	97-103	L
14-15	Mar. 20	MILWAUKEE	129-127 (3 OT)	W
14-15	Apr. 12	at Milwaukee	73-96	L

OPPONENTS





# 2015-16 BROOKLYN NETS MEDIA GUIDE

## Minnesota Timberwolves

Owner	Glen Taylor
Chief Executive Officer	Rob Moor
President	Chris Wright
President of Basketball Operations/Head Coach	Flip Saunders
General Manager	Milt Newton
Interim Head Coach	Sam Mitchell
Assistant Coaches	Sid Lowe, Ryan Saunders, David Adelman, Bryan Gates
Player Development Asst./Player Dev. Video Coordinator	Vince Legarza
Vice President of Basketball Operations	Rob Babcock
Vice President of Sports Performance	Arnie Kander
Director of Medical Operations/Head Athletic Trainer	Gregg Farnam
Vice President of Communications	Brad Ruitter
Public Relations Manager	Aaron Seehusen
Communications Manager	Dan Bell
Public Relations Coordinator	Alex King
Corporate Communications Manager	Kylie Crull
Radio	WCCO-AM 830 AM – Al Horton
Television	Fox Sports North – Dave Benz, Jim Petersen
Home Court	Target Center (19,356)
Colors	Blue, Green and Silver



### BROOKLYN ALL-TIME RECORD VS. MINNESOTA 22-27, (16-9 at Home)

Largest Brooklyn Victory	113-84, 12-5-08 at NJ (29)
Largest Minnesota Victory	111-81 11-22-13 at Minnesota (30)
Most Points, Brooklyn	122-106, 3-16-15 at Minnesota
Fewest Points, Brooklyn	68-81, 2-25-04 at Minnesota
Most Points, Minnesota	116-115 (OT), 3-24-00 at NJ; 116-96, 12-26-97 at Minnesota
Fewest Points, Minnesota	61-84, 10-31-03 at NJ
Longest Winning Streak, Brooklyn	3 games, 11-4-02 through 10-31-03
Longest Winning Streak, Minnesota	4 games, 3-29-09 through 1-1-11; 2-25-04 through 3-1-06; 1-9-97 through 1-10-98
Nets Last Home Win	3-30-14, 114-99
Nets Last Road Win	3-16-15, 122-106
Current Streak	Nets won 1, last loss 11-5-14 (91-98)

### 2015-16 SCHEDULE (ALL TIMES EASTERN)

Dec. 20	MINNESOTA	1:00 PM
Mar. 5	@ Minnesota	8:00 PM

### 2014-2015 SEASON SERIES (1-1) BROOKLYN NETS VS. MINNESOTA

PLAYER	G-GS	MIN	FG-FGA	PCT	3FG-FGA	PCT	FT-FTA	PCT	OFF	DEF	TOT	AST	PF-DQ	STL	TO	BLK	PTS	AVG	HI
Johnson	2-2	56	19-31	.613	3-9	.333	3-4	.750	2	6	8	5	5-0	2	3	0	44	22.0	22
Young (TOT)	1-1	33	8-17	.471	0-0	---	3-4	.750	2	1	3	2	1-0	2	3	0	19	19.0	19
Young (BRK)	1-1	33	8-17	.471	0-0	---	3-4	.750	2	1	3	2	1-0	2	3	0	19	19.0	19
Bogdanovic	2-1	50	13-23	.565	2-7	.286	2-2	1.000	1	5	6	2	2-0	2	2	0	30	15.0	21
Jack	2-0	48	11-18	.611	0-1	.000	8-8	1.000	1	9	10	9	3-0	1	7	1	30	15.0	16
Williams	2-2	62	11-25	.440	3-8	.375	2-3	.667	0	3	3	13	4-0	1	5	1	27	13.5	19
Lopez	2-2	56	12-22	.545	0-0	---	2-4	.500	8	5	13	0	5-0	3	5	3	26	13.0	16
Teletovic	1-0	21	3-8	.375	3-7	.429	0-0	---	0	6	6	0	0-0	0	1	1	9	9.0	9
Anderson	2-0	42	3-5	.600	2-2	1.000	2-3	.667	1	3	4	2	3-0	1	2	1	10	5.0	6
Jefferson	1-0	15	2-6	.333	0-0	---	0-2	.000	1	0	1	0	4-0	0	1	0	4	4.0	4
Plumlee	2-0	37	3-4	.750	0-0	---	2-4	.500	1	12	13	1	4-0	1	0	0	8	4.0	6
Brown	1-1	27	1-4	.250	0-0	---	0-0	---	1	3	4	1	3-0	1	1	0	2	2.0	2
Garnett	1-1	25	1-7	.143	0-0	---	0-0	---	1	10	11	2	3-0	0	0	0	2	2.0	2
Jordan	2-0	3	1-1	1.000	0-0	---	0-0	---	0	1	1	0	0-0	0	1	0	2	1.0	2
Davies (TOT)	1-0	10	0-1	.000	0-0	---	0-0	---	2	0	2	0	2-0	1	2	0	0	0.0	0
Kirilenko	1-0	5	0-1	.000	0-0	---	0-0	---	0	1	1	0	0-0	0	1	0	0	0.0	0
Morris	1-0	2	0-0	---	0-0	---	0-0	---	1	0	1	1	0-0	0	0	0	0	0.0	0
NETS	2	480	88-172	.512	13-34	.382	24-34	.706	20	65	85	38	37-0	14	32	7	213	106.5	122
TIMBERWOLVES	2	480	78-178	.438	16-32	.500	32-39	.821	26	61	87	49	36-0	15	29	11	204	102.0	106

### 2014-2015 SEASON SERIES (1-1) MINNESOTA TIMBERWOLVES VS. BROOKLYN

PLAYER	G-GS	MIN	FG-FGA	PCT	3FG-FGA	PCT	FT-FTA	PCT	OFF	DEF	TOT	AST	PF-DQ	STL	TO	BLK	PTS	AVG	HI
Martin	2-2	70	14-35	.400	7-14	.500	12-12	1.000	2	7	9	9	5-0	1	6	0	47	23.5	24
LaVine	1-1	31	8-15	.533	4-6	.667	0-0	---	0	2	2	3	2-0	1	6	0	20	20.0	20
Budinger	1-0	26	8-10	.800	2-3	.667	0-0	---	1	3	4	2	0-0	1	0	0	18	18.0	18
Pekovic	1-1	32	5-12	.417	0-0	---	6-7	.857	3	8	11	3	3-0	1	1	0	16	16.0	16
Wiggins	2-2	75	12-25	.480	1-2	.500	5-8	.625	4	6	10	4	3-0	1	4	0	30	15.0	17
Rubio	1-1	34	6-11	.545	1-3	.333	1-2	.500	1	7	8	12	4-0	2	3	0	14	14.0	14
Young	1-1	36	6-14	.429	0-0	---	0-0	---	4	8	12	0	1-0	3	2	2	12	12.0	12
Hamilton (TOT)	2-1	50	7-17	.412	1-1	1.000	3-3	1.000	3	5	8	2	4-0	1	0	2	18	9.0	15
Hamilton (MIN)	1-0	33	6-14	.429	0-0	---	3-3	1.000	2	4	6	2	1-0	1	0	2	15	15.0	15
Neal (TOT)	1-0	18	4-8	.500	1-3	.333	0-0	---	1	1	2	0	2-0	0	0	0	9	9.0	9
Dieng	2-1	55	5-11	.455	0-0	---	3-4	.750	3	7	10	4	4-0	2	1	6	13	6.5	11
Payne (TOT)	1-1	24	3-8	.375	0-0	---	0-0	---	0	5	5	2	5-0	1	1	0	6	6.0	6
Payne (MIN)	1-1	24	3-8	.375	0-0	---	0-0	---	0	5	5	2	5-0	1	1	0	6	6.0	6
Williams	1-0	17	2-8	.250	1-4	.250	0-0	---	0	0	0	2	3-0	1	2	0	5	5.0	5
Bennett	1-0	12	1-4	.250	0-0	---	2-3	.667	0	1	1	1	1-0	0	0	0	4	4.0	4
Muhammad	1-0	6	2-3	.667	0-0	---	0-0	---	2	1	3	0	1-0	0	0	0	4	4.0	4
Brewer	1-0	12	0-3	.000	0-0	---	0-0	---	1	0	1	0	2-0	0	0	0	0	0.0	0
Brown	1-0	18	0-5	.000	0-0	---	0-0	---	3	2	5	5	1-0	0	1	1	0	0.0	0
TIMBERWOLVES	2	480	78-178	.438	16-32	.500	32-39	.821	26	61	87	49	36-0	15	29	11	204	102.0	106
NETS	2	480	88-172	.512	13-34	.382	24-34	.706	20	65	85	38	37-0	14	32	7	213	106.5	122



# 2015-16 BROOKLYN NETS MEDIA GUIDE

## ALL-TIME SERIES VS. MINNESOTA

<u>YEAR</u>	<u>DATE</u>	<u>OPPONENT</u>	<u>SCORE</u>	<u>W/L</u>
89-90	Dec. 5	at Minnesota	90-92	L
89-90	Feb. 21	MINNESOTA	95-93	W
90-91	Mar. 20	MINNESOTA	118-111 (OT)	W
90-91	Apr. 9	at Minnesota	89-109	L
91-92	Jan. 8	MINNESOTA	103-97	W
91-92	Jan. 18	at Minnesota	112-100	W
92-93	Nov. 12	MINNESOTA	84-88	L
92-93	Dec. 30	at Minnesota	118-92	W
93-94	Nov. 24	at Minnesota	106-107	L
93-94	Jan. 19	MINNESOTA	112-91	W
94-95	Dec. 16	at Minnesota	93-94	L
94-95	Jan. 14	MINNESOTA	93-84	W
95-96	Dec. 6	at Minnesota	97-108	L
95-96	Jan. 20	MINNESOTA	103-97 (OT)	W
96-97	Jan. 9	MINNESOTA	107-110	L
96-97	Apr. 2	at Minnesota	89-94	L
97-98	Dec. 26	at Minnesota	96-116	L
97-98	Jan. 10	MINNESOTA	101-108	L
99-00	Feb. 20	at Minnesota	91-89	W
99-00	Mar. 24	MINNESOTA	115-116 (OT)	L
00-01	Dec. 12	MINNESOTA	116-94	W
00-01	Mar. 25	at Minnesota	91-105	L
01-02	Dec. 19	MINNESOTA	117-112 (OT)	W
01-02	Mar. 31	at Minnesota	85-86	L
02-03	Nov. 4	MINNESOTA	106-82	W
02-03	Nov. 23	at Minnesota	96-82	W
03-04	Oct. 31	MINNESOTA	84-61	W
03-04	Feb. 25	at Minnesota	68-81	L
04-05	Feb. 15	at Minnesota	71-82	L
04-05	Mar. 26	MINNESOTA	75-96	L
05-06	Mar. 1	at Minnesota	90-100	L
05-06	Mar. 23	MINNESOTA	86-82	W
06-07	Dec. 30	MINNESOTA	100-92	W
06-07	Jan. 13	at Minnesota	98-109	L
07-08	Jan. 27	at Minnesota	95-98	L
07-08	Feb. 12	MINNESOTA	92-88	W
08-09	Dec. 5	MINNESOTA	113-84	W
08-09	Mar. 29	at Minnesota	99-108	L
09-10	Oct. 28	at Minnesota	93-95	L
09-10	Dec. 23	MINNESOTA	99-103	L
10-11	Jan. 1	at Minnesota	88-103	L
10-11	Apr. 5	MINNESOTA	107-105	W
11-12	Feb. 3	MINNESOTA	108-105	L
12-13	Nov. 5	MINNESOTA	96-107	L
12-13	Jan. 23	at Minnesota	91-83	W
13-14	Nov. 22	at Minnesota	81-111	L
13-14	Mar. 30	MINNESOTA	114-99	W
14-15	Nov. 5	MINNESOTA	91-98	L
14-15	Mar. 16	at Minnesota	122-106	W



# 2015-16 BROOKLYN NETS MEDIA GUIDE

## New Orleans Pelicans

Owner/Chairman of the Board  
Executive Officer  
President  
Executive Vice President  
General Manager  
Head Coach  
Assistant Coaches  
Head Strength & Conditioning Coach  
Head Athletic Trainer  
Sr. VP of Communications/Broadcasting  
Director of Basketball Communications  
Basketball Communications Manager  
Basketball Communications Coordinator  
Corporate Communications Manager  
Radio  
TV  
Home Court  
Colors

Tom Benson  
Gayle Benson  
Dennis Lauscha  
Mickey Loomis  
Dell Demps  
Alvin Gentry  
Darren Erman, Phil Weber, Robert Pack, Fred Vinson, Kevin Hanson  
Jason Sumerlin  
Duane Brooks  
Greg Bensel  
Matt Ryan  
Will McClaran  
Chris Trahan  
Lindsey Mitchell  
WRNO (99.5 FM) – Sean Kelley, John DeShazier  
Fox Sports New Orleans – Joel Meyers, David Wesley, Jen Hale  
Smoothie King Center (16,867)  
Blue, Gold and Red



### BROOKLYN ALL-TIME RECORD VS. NEW ORLEANS 14-14, (8-7 at Home)

Largest Brooklyn Victory	115-87, 4-3-10 at NJ (28)
Largest New Orleans Victory	105-91, 4-12-95 at New Orleans (14)
Most Points, Brooklyn	115-87, 4-3-10 at NJ
Fewest Points, Brooklyn	74-87, 4-14-03 at NJ
Most Points, New Orleans	111-107, 2-21-07 at NJ
Fewest Points, New Orleans	70-91, 2-2-04 at New Orleans
Longest Winning Streak, Brooklyn	6 games, 2-2-04 through 3-12-06
Longest Winning Streak, New Orleans	5 games, 11-12-07 through 1-8-10
Nets Last Home Win	2-9-14, 93-81
Nets Last Road Win	2-26-13, 101-97
Current Streak	Nets lost 3, last win 2-9-14 (93-81)

### 2015-16 SCHEDULE (ALL TIMES EASTERN)

Jan. 30	@ New Orleans	7:00 PM
Apr. 3	NEW ORLEANS	1:00 PM

### 2014-2015 SEASON SERIES (0-2) BROOKLYN NETS VS. NEW ORLEANS

PLAYER	G-GS	MIN	FG-FGA	PCT	3FG-FGA	PCT	FT-FTA	PCT	OFF	DEF	TOT	AST	PF-DQ	STL	TO	BLK	PTS	AVG	HI
Johnson	2-2	66	13-28	.464	5-9	.556	0-0	---	1	14	15	4	3-0	2	6	1	31	15.5	21
Jack	2-0	57	10-21	.476	2-6	.333	8-9	.889	0	4	4	6	1-0	0	4	0	30	15.0	15
Lopez	2-1	59	14-28	.500	0-0	---	2-5	.400	9	7	16	0	4-0	2	1	7	30	15.0	15
Young (TOT)	3-2	86	19-41	.463	3-4	.750	3-6	.500	3	8	11	6	8-0	0	2	0	44	14.7	19
Young (BRK)	2-1	55	12-26	.462	2-3	.667	3-6	.500	3	8	11	2	4-0	0	1	0	29	14.5	19
Bogdanovic	1-0	17	5-7	.714	2-3	.667	0-0	---	0	0	0	1	2-0	0	1	0	12	12.0	12
Williams	2-2	60	7-24	.292	0-5	.000	6-8	.750	0	2	2	10	5-0	2	3	1	20	10.0	10
Jefferson	1-0	21	4-8	.500	0-0	---	0-0	---	2	5	7	1	0-0	0	2	1	8	8.0	8
Brown	2-2	55	6-12	.500	0-2	.000	3-4	.750	1	8	9	1	2-0	4	3	1	15	7.5	8
Anderson	2-1	43	3-13	.231	2-8	.250	3-4	.750	0	4	4	3	2-0	0	1	0	11	5.5	8
Plumlee	2-1	31	0-7	.000	0-0	---	1-2	.500	2	3	5	2	4-0	1	1	0	1	0.5	1
Jordan	1-0	6	0-0	---	0-0	---	0-0	---	1	2	3	0	1-0	0	0	0	0	0.0	0
Karasev	1-0	6	0-1	.000	0-0	---	0-0	---	1	1	2	1	0-0	0	1	0	0	0.0	0
Morris	1-0	4	0-1	.000	0-1	.000	0-0	---	0	0	0	1	0-0	0	0	0	0	0.0	0
NETS	2	480	74-176	.420	13-37	.351	26-38	.684	20	58	78	32	28-0	11	24	11	187	93.5	96
HORNETS	2	480	83-161	.516	23-46	.500	24-30	.800	14	70	84	57	40-0	16	31	10	213	106.5	111

### 2014-2015 SEASON SERIES (2-0) NEW ORLEANS PELICANS VS. BROOKLYN

PLAYER	G-GS	MIN	FG-FGA	PCT	3FG-FGA	PCT	FT-FTA	PCT	OFF	DEF	TOT	AST	PF-DQ	STL	TO	BLK	PTS	AVG	HI
Pondexter (TOT)	2-2	70	15-22	.682	9-14	.643	3-3	1.000	1	5	6	6	6-0	0	4	1	42	21.0	25
Pondexter (NO)	2-2	70	15-22	.682	9-14	.643	3-3	1.000	1	5	6	6	6-0	0	4	1	42	21.0	25
Davis	1-1	28	5-16	.313	0-0	---	5-6	.833	1	5	6	5	2-0	0	0	3	15	15.0	15
Evans	1-1	38	5-13	.385	1-4	.250	4-6	.667	0	4	4	11	2-0	1	3	2	15	15.0	15
Ajinca	2-0	42	11-20	.550	0-0	---	5-5	1.000	1	8	9	6	9-0	5	7	2	27	13.5	17
Asik	2-2	56	11-14	.786	0-0	---	2-2	1.000	7	21	28	2	4-0	1	3	1	24	12.0	12
Gordon	2-2	66	8-25	.320	5-12	.417	3-4	.750	1	7	8	11	3-0	1	6	0	24	12.0	16
Cole (TOT)	5-3	131	18-40	.450	9-20	.450	3-6	.500	0	14	14	13	10-0	5	7	0	48	9.6	16
Cole (NO)	2-1	53	10-18	.556	6-10	.600	1-2	.500	0	7	7	7	4-0	3	3	0	27	13.5	16
Cunningham	2-1	60	9-14	.643	0-0	---	1-2	.500	2	7	9	1	3-0	3	1	1	19	9.5	13
Babbitt	2-0	36	4-8	.500	2-3	.667	0-0	---	0	3	3	3	3-0	1	1	0	10	5.0	8
Fredette	1-0	15	2-4	.500	0-1	.000	0-0	---	1	2	3	3	2-0	1	2	0	4	4.0	4
E. Williams (TOT)	2-0	20	2-7	.286	0-2	.000	0-0	---	0	1	1	3	2-0	0	0	0	4	2.0	4
E. Williams (NO)	1-0	16	2-6	.333	0-2	.000	0-0	---	0	1	1	2	2-0	0	0	0	4	4.0	4
Withey	1-0	2	1-1	1.000	0-0	---	0-0	---	0	0	0	0	0-0	0	0	0	2	2.0	2
PELICANS	2	480	83-161	.516	23-46	.500	24-30	.800	14	70	84	57	40-0	16	31	10	213	106.5	111
NETS	2	480	74-176	.420	13-37	.351	26-38	.684	20	58	78	32	28-0	11	24	11	187	93.5	96



# 2015-16 BROOKLYN NETS MEDIA GUIDE

## ALL-TIME SERIES VS. NEW ORLEANS

<u>YEAR</u>	<u>DATE</u>	<u>OPPONENT</u>	<u>SCORE</u>	<u>W/L</u>
02-03	Jan. 31	NEW ORLEANS	89-72	W
02-03	Mar. 9	at New Orleans	102-92	W
02-03	Apr. 2	at New Orleans	97-106	L
02-03	Apr. 14	NEW ORLEANS	74-87	L
03-04	Nov. 18	NEW ORLEANS	85-88	L
03-04	Feb. 2	at New Orleans	91-70	W
03-04	Feb. 21	NEW ORLEANS	97-84	W
04-05	Dec. 10	New Orleans	94-91 (OT)	W
04-05	Mar. 9	at New Orleans	86-85 (OT)	W
05-06	Feb. 6	NO/ Okla. City	99-91	W
05-06	Mar. 12	at NO/ Okla. City	95-84	W
06-07	Feb. 21	New Orleans	107-111	L
06-07	Mar. 13	at New Orleans	112-108	W
07-08	Nov. 12	NEW ORLEANS	82-84	L
07-08	Mar. 7	at New Orleans	96-107	L
08-09	Jan. 21	at New Orleans	92-102	L
08-09	Mar. 1	NEW ORLEANS	96-99	L
09-10	Jan. 8	at New Orleans	99-103	L
09-10	Apr. 3	NEW ORLEANS	115-87	W
10-11	Dec. 22	at New Orleans	91-105	L
10-11	Feb. 9	NEW ORLEANS	103-101 (OT)	W
11-12	Mar. 17	NEW ORLEANS	94-102	L
12-13	Feb. 26	at New Orleans	101-97	W
12-13	Mar. 12	NEW ORLEANS	108-98	W
13-14	Feb. 9	NEW ORLEANS	93-81	W
13-14	Mar. 24	at New Orleans	104-109 (OT)	L
14-15	Feb. 25	at New Orleans	96-102	L
14-15	Mar. 10	NEW ORLEANS	91-111	L





# 2015-16 BROOKLYN NETS MEDIA GUIDE

## New York Knicks

Executive Chairman, MSG & NBA Governor  
President, New York Knicks & NBA Alternate Governor  
General Manager & NBA Alternate Governor  
Head Coach  
Associate Head Coach  
Assistant Coaches  
Assistant Coach, Player Development  
Head Athletic Trainer  
Strength & Conditioning Coach  
Vice President, Public Relations  
Director, Media Relations  
Director, Sports Team Publicity  
Manager, Media Relations  
Coordinator, Media Relations  
Television  
Radio  
Home Court  
Colors

James L. Dolan  
Phil Jackson  
Steve Mills  
Derek Fisher  
Kurt Rambis  
Jim Clemons, Brian Keefe, Rasheed Hazzard  
Joshua Longstaff  
Roger Hinds  
Mubarak Malik  
Jonathan Supranowitz  
Gregg Schwartz  
Ryan Watson  
Derek Lapinski  
Shakeemah Simmons  
MSG Network – Mike Breen, Walt Frazier  
ESPN Radio 1050 AM – Brendan Brown  
Madison Square Garden (19,763)  
Orange, White and Blue



### BROOKLYN ALL-TIME RECORD VS. NEW YORK 89-90, (51-37 at Home)

Largest Brooklyn Victory	105-76, 2-26-03 at NJ (29)
Largest New York Victory	125-93, 12-19-87 at New York (32)
Most Points, Brooklyn	126-117, 2-16-85 at New York; 126-121, 3-13-87 at New York
Fewest Points, Brooklyn	65-79, 3-19-04 at New York
Most Points, New York	135-118, 2-5-87 at New York
Fewest Points, New York	74-89, 3-16-97 at New York
Longest Winning Streak, Brooklyn	11 games, 2-25-84 through 3-1-86
Longest Winning Streak, New York	8 games, 10-25-80 through 11-10-81 and 12-15-90 through 12-17-91
Nets Last Home Win	2-6-15, 92-88
Nets Last Road Win	4-1-15, 100-98
Current Streak	Nets won 4, last loss 4-15-14 (98-109)

### 2015-16 SCHEDULE (ALL TIMES EASTERN)

Dec. 4	@ New York	7:00 PM
Jan. 13	NEW YORK	7:30 PM
Feb. 19	NEW YORK	7:30 PM
Apr. 1	@ New York	7:30 PM

### 2014-2015 SEASON SERIES (4-0) BROOKLYN NETS VS. NEW YORK

PLAYER	G-GS	MIN	FG-FGA	PCT	3FG-FGA	PCT	FT-FTA	PCT	OFF	DEF	TOT	AST	PF-DQ	STL	TO	BLK	PTS	AVG	HI
Lopez	4-3	133	36-63	.571	0-0	---	11-16	.688	14	19	33	6	13-0	1	4	16	83	20.8	23
Williams	4-3	128	29-57	.509	11-20	.550	10-17	.588	3	14	17	24	6-0	2	6	1	79	19.8	29
Johnson	4-4	143	21-46	.457	9-18	.500	11-11	1.000	4	27	31	15	10-0	9	7	1	62	15.5	22
Brown	1-1	35	5-8	.625	0-0	---	4-4	1.000	0	4	4	2	3-0	3	0	0	14	14.0	14
Young (TOT)	1-1	34	5-9	.556	0-1	.000	2-4	.500	1	8	9	2	3-0	0	4	1	12	12.0	12
Young (BRK)	1-1	34	5-9	.556	0-1	.000	2-4	.500	1	8	9	2	3-0	0	4	1	12	12.0	12
Teletovic	2-0	38	7-14	.500	4-8	.500	2-2	1.000	1	4	5	1	3-0	0	3	0	20	10.0	18
Jack	4-1	94	13-31	.419	2-4	.500	7-7	1.000	1	6	7	19	4-0	2	10	0	35	8.8	20
Bogdanovic	4-2	121	12-30	.400	3-10	.300	4-4	1.000	3	6	9	5	3-0	1	6	1	31	7.8	10
Garnett	3-3	64	11-24	.458	0-0	---	0-0	---	7	20	27	5	10-0	1	6	4	22	7.3	12
Anderson	4-1	85	9-19	.474	3-7	.429	0-1	.000	3	8	11	4	11-0	0	3	0	21	5.3	8
Plumlee	4-1	70	7-17	.412	0-0	---	7-14	.500	8	13	21	4	10-0	1	2	4	21	5.3	10
Davies (TOT)	1-0	22	1-2	.500	0-0	---	2-2	1.000	2	1	3	0	1-0	0	0	0	4	4.0	4
Gutierrez	1-0	3	0-0	---	0-0	---	0-0	---	0	0	0	0	2-0	0	0	0	0	0.0	0
Jefferson	1-0	0	0-0	---	0-0	---	0-0	---	0	0	0	0	1-0	0	0	0	0	0.0	0
Jordan	2-0	3	0-0	---	0-0	---	0-0	---	0	0	0	0	1-0	1	2	0	0	0.0	0
Karasev	1-0	6	0-0	---	0-0	---	0-0	---	0	0	0	0	0-0	1	1	0	0	0.0	0
Kirilenko	1-0	2	0-0	---	0-0	---	0-0	---	0	1	1	0	0-0	0	0	0	0	0.0	0
NETS	4	960	155-318	.487	32-68	.471	58-80	.725	45	130	175	87	80-0	22	55	28	400	100.0	110
KNICKERBOCKERS	4	960	143-341	.419	36-94	.383	56-67	.836	51	112	163	87	82-0	29	51	12	378	94.5	99

### 2014-2015 SEASON SERIES (0-4) NEW YORK KNICKERBOCKERS VS. BROOKLYN

PLAYER	G-GS	MIN	FG-FGA	PCT	3FG-FGA	PCT	FT-FTA	PCT	OFF	DEF	TOT	AST	PF-DQ	STL	TO	BLK	PTS	AVG	HI
Bargnani	1-1	27	9-16	.563	2-3	.667	2-2	1.000	2	3	5	0	1-0	0	2	1	22	22.0	22
Anthony	3-3	115	18-65	.277	2-16	.125	22-25	.880	7	13	20	13	8-0	4	6	0	60	20.0	21
Calderon	2-2	66	13-20	.650	8-10	.800	0-0	---	1	5	6	14	4-0	3	1	0	34	17.0	19
Stoudemire	3-1	80	15-26	.577	0-0	---	10-13	.769	7	12	19	5	7-0	2	7	3	40	13.3	17
Early	2-0	43	10-19	.526	5-10	.500	1-1	1.000	2	7	9	2	4-0	2	3	2	26	13.0	14
Ledo (TOT)	1-0	26	4-11	.364	2-2	1.000	3-3	1.000	2	4	6	4	2-0	0	3	0	13	13.0	13
Ledo (NY)	1-0	26	4-11	.364	2-2	1.000	3-3	1.000	2	4	6	4	2-0	0	3	0	13	13.0	13
Galloway	2-2	68	9-23	.391	3-13	.231	1-2	.500	4	12	16	8	5-0	4	1	0	22	11.0	13
Shumpert	2-2	53	8-19	.421	2-8	.250	2-2	1.000	1	4	5	7	7-0	2	3	0	20	10.0	11
Hardaway	3-1	58	8-26	.308	5-13	.385	3-4	.750	1	3	4	4	2-0	1	0	0	24	8.0	16
J.R. Smith	1-0	24	4-6	.667	0-0	---	0-0	---	0	4	4	5	2-0	2	4	0	8	8.0	8
Acy	3-0	51	9-16	.563	2-3	.667	3-4	.750	6	7	13	0	9-0	1	5	0	23	7.7	12
Thomas (TOT)	4-2	114	13-36	.361	0-0	---	2-3	.667	3	5	8	2	7-0	3	2	0	28	7.0	14
Thomas (NY)	2-1	60	10-20	.500	0-0	---	1-1	1.000	1	1	2	2	4-0	1	1	0	21	10.5	14
Ja. Smith	4-2	68	10-22	.455	1-3	.333	4-4	1.000	3	6	9	4	7-0	1	0	1	25	6.3	9
Prigioni	1-0	17	2-4	.500	2-4	.500	0-0	---	2	3	5	0	2-0	0	0	0	6	6.0	6
Amundson (TOT)	3-2	45	4-10	.400	0-0	---	2-4	.500	4	10	14	3	4-0	0	2	1	10	3.3	6
Amundson (NY)	2-2	40	4-10	.400	0-0	---	2-4	.500	4	9	13	3	4-0	0	2	1	10	5.0	6
Larkin	4-1	93	4-20	.200	2-8	.250	2-2	1.000	4	10	14	12	6-0	5	4	1	12	3.0	8
Aldrich	3-0	33	3-8	.375	0-0	---	0-0	---	3	5	8	2	1-0	1	0	2	6	2.0	4
Dalembert	2-2	20	2-5	.400	0-0	---	0-0	---	1	3	4	1	5-0	0	3	1	4	2.0	2
Wear	2-0	20	1-5	.200	0-1	.000	0-0	---	0	1	1	1	2-0	0	1	0	2	1.0	2
Shved (TOT)	2-0	14	0-7	.000	0-3	.000	0-0	---	1	1	2	0	1-0	0	0	0	0	0.0	0
KNICKERBOCKERS	4	960	143-341	.419	36-94	.383	56-67	.836	51	112	163	87	82-0	29	51	12	378	94.5	99
NETS	4	960	155-318	.487	32-68	.471	58-80	.725	45	130	175	87	80-0	22	55	28	400	100.0	110



# 2015-16 BROOKLYN NETS MEDIA GUIDE

## ALL-TIME SERIES VS. NEW YORK

YEAR	DATE	OPPONENT	SCORE	W/L
76-77	Nov. 30	at New York	104-103	W
76-77	Dec. 8	NEW YORK	95-105	L
76-77	Feb. 19	at New York	86-85	W
76-77	Feb. 20	NEW YORK	80-100	L
77-78	Nov. 12	at New York	90-101	L
77-78	Dec. 29	NEW YORK	101-109	L
77-78	Feb. 12	NEW YORK	112-110	W
77-78	Mar. 11	at New York	117-126	L
78-79	Oct. 21	at New York	108-109	L
78-79	Dec. 27	NEW YORK	104-115	L
78-79	Feb. 24	at New York	107-111	L
78-79	Feb. 25	NEW YORK	116-102	W
79-80	Oct. 19	NEW YORK	106-111	L
79-80	Oct. 27	at New York	92-94	L
79-80	Dec. 14	NEW YORK	118-105	W
79-80	Dec. 25	at New York	102-131	L
79-80	Mar. 1	at New York	108-115	L
79-80	Mar. 2	NEW YORK	113-96	W
80-81	Oct. 25	at New York	101-105	L
80-81	Dec. 10	NEW YORK	104-106	L
80-81	Feb. 7	at New York	106-113	L
80-81	Feb. 8	NEW YORK	102-116	L
80-81	Mar. 28	NEW YORK	88-90	L
80-81	Mar. 29	at New York	95-103	L
81-82	Oct. 30	NEW YORK	99-103	L
81-82	Nov. 10	at New York	99-111	L
81-82	Dec. 23	NEW YORK	115-99	W
81-82	Dec. 25	at New York	96-95	W
81-82	Mar. 28	NEW YORK	113-106	W
81-82	Apr. 13	at New York	104-102	W
82-83	Nov. 9	at New York	84-82	W
82-83	Nov. 10	NEW YORK	99-90	W
82-83	Dec. 25	at New York	112-110 (OT)	W
82-83	Jan. 15	NEW YORK	100-96	W
82-83	Mar. 9	NEW YORK	92-103	L
82-83	Apr. 13	at New York	100-108	L
83-84	Nov. 30	NEW YORK	104-113	L
83-84	Dec. 25	at New York	110-112 (OT)	L
83-84	Jan. 17	at New York	121-115	W
83-84	Feb. 18	at New York	102-112	W
83-84	Feb. 25	NEW YORK	117-104	W
83-84	Mar. 25	NEW YORK	107-94	W
84-85	Nov. 28	NEW YORK	111-96	W
84-85	Dec. 25	at New York	120-114	W
84-85	Dec. 28	NEW YORK	100-97	W
84-85	Feb. 16	at New York	126-117	W
84-85	Mar. 30	at New York	123-114	W
84-85	Apr. 3	NEW YORK	113-100	W
85-86	Dec. 12	at New York	108-85	W
85-86	Dec. 30	NEW YORK	123-111	W
85-86	Mar. 1	at New York	102-100	W
85-86	Mar. 18	NEW YORK	103-107	L
85-86	Apr. 1	at New York	111-93	W
85-86	Apr. 5	NEW YORK	107-93	W
86-87	Oct. 31	NEW YORK	108-97	W
86-87	Dec. 18	at New York	94-93	W
86-87	Feb. 5	at New York	118-135	L
86-87	Feb. 21	NEW YORK	111-107	W
86-87	Mar. 13	at New York	126-121	W
86-87	Apr. 1	NEW YORK	121-120	W
87-88	Nov. 19	NEW YORK	108-107	W
87-88	Dec. 19	at New York	93-125	L
87-88	Jan. 8	NEW YORK	118-111	W
87-88	Jan. 26	at New York	101-122	L
87-88	Feb. 15	at New York	96-97	L
87-88	Mar. 5	NEW YORK	94-85	W
88-89	Nov. 5	NEW YORK	112-102	W
88-89	Dec. 13	at New York	100-121	L
88-89	Jan. 4	NEW YORK	96-105	L
88-89	Feb. 18	at New York	115-125	L
88-89	Apr. 7	NEW YORK	115-105	W
88-89	Apr. 22	at New York	99-109	L
89-90	Nov. 9	at New York	105-107	L
89-90	Dec. 23	at New York	85-94	L
89-90	Dec. 28	NEW YORK	104-106	L
89-90	Mar. 10	at New York	91-110	L
89-90	Mar. 28	NEW YORK	106-101	W
90-91	Dec. 15	NEW YORK	104-125	L
90-91	Dec. 22	at New York	93-106	L
90-91	Mar. 2	NEW YORK	105-115	L
90-91	Mar. 11	at New York	85-90	L
90-91	Mar. 30	NEW YORK	117-130	L
91-92	Nov. 12	at New York	96-98	L
91-92	Dec. 10	NEW YORK	88-114	L
91-92	Dec. 17	at New York	94-102	L
91-92	Mar. 1	NEW YORK	90-75	W
91-92	Mar. 14	at New York	96-94 (OT)	W
92-93	Nov. 10	at New York	96-99	W
92-93	Dec. 15	NEW YORK	94-108	L
92-93	Feb. 28	NEW YORK	102-76	W

YEAR	DATE	OPPONENT	SCORE	W/L
92-93	Apr. 21	at New York	74-105	L
93-94	Dec. 21	NEW YORK	85-81	W
93-94	Dec. 28	at New York	97-95	W
93-94	Feb. 15	NEW YORK	103-83	W
93-94	Mar. 3	at New York	86-97	L
93-94	Apr. 10	NEW YORK	107-88	W
94-95	Dec. 20	at New York	85-83	W
94-95	Dec. 27	NEW YORK	91-99	L
94-95	Jan. 16	at New York	90-107	L
94-95	Mar. 18	at New York	91-92(OT)	L
94-95	Apr. 2	NEW YORK	85-94	L
95-96	Jan. 4	at New York	93-105	L
95-96	Jan. 10	NEW YORK	92-79	W
95-96	Feb. 17	NEW YORK	82-77	W
95-96	Mar. 29	at New York	78-94	L
96-97	Dec. 4	NEW YORK	102-109	L
96-97	Dec. 30	at New York	86-95	W
96-97	Mar. 16	at New York	89-74	W
96-97	Mar. 28	NEW YORK	92-86	W
97-98	Jan. 2	NEW YORK	103-98	W
97-98	Jan. 7	at New York	88-89 (OT)	L
97-98	Mar. 3	at New York	91-94	L
97-98	Apr. 4	NEW YORK	97-94	W
98-99	Feb. 23	at New York	74-82	L
98-99	Mar. 7	at New York	86-97	L
98-99	Apr. 11	NEW YORK	78-93	L
99-00	Dec. 4	NEW YORK	82-92	L
99-00	Dec. 28	NEW YORK	89-83	W
99-00	Jan. 19	at New York	89-90	L
99-00	Apr. 12	at New York	89-91(OT)	L
00-01	Feb. 2	NEW YORK	71-95	L
00-01	Feb. 16	at New York	104-114	L
00-01	Mar. 9	NEW YORK	96-83	W
00-01	Mar. 23	at New York	95-86	W
01-02	Nov. 16	NEW YORK	109-83	W
01-02	Dec. 16	at New York	114-96	W
01-02	Feb. 22	NEW YORK	115-93	W
01-02	Apr. 17	at New York	99-94	L
02-03	Dec. 17	at New York	99-101	W
02-03	Feb. 26	at New York	105-76	W
02-03	Mar. 26	at New York	101-95	W
02-03	Mar. 28	at New York	122-101	W
03-04	Nov. 14	NEW YORK	85-80	W
03-04	Jan. 4	at New York	95-85	W
03-04	Mar. 19	at New York	65-79	L
03-04	Apr. 2	NEW YORK	108-83	W
04-05	Dec. 14	NEW YORK	79-87	L
04-05	Jan. 1	at New York	93-87	W
04-05	Apr. 1	at New York	93-91	W
04-05	Apr. 7	NEW YORK	110-98	W
05-06	Dec. 26	at New York	109-101	W
05-06	Feb. 8	NEW YORK	96-83	W
05-06	Feb. 24	at New York	94-90	W
05-06	Apr. 19	NEW YORK	83-90	L
06-07	Jan. 19	at New York	101-100	W
06-07	Feb. 25	NEW YORK	101-92	W
06-07	Apr. 13	NEW YORK	100-86	W
06-07	Apr. 16	at New York	104-95	W
07-08	Dec. 5	NEW YORK	93-100	L
07-08	Dec. 15	at New York	86-94	L
07-08	Jan. 16	NEW YORK	105-111	W
07-08	Mar. 24	at New York	106-91	L
08-09	Dec. 10	NEW YORK	109-121	L
08-09	Mar. 8	NEW YORK	106-101	W
08-09	Mar. 18	at New York	115-89	W
08-09	Apr. 15	at New York	73-102	L
09-10	Nov. 21	NEW YORK	91-98	L
09-10	Dec. 6	at New York	97-106	L
09-10	Dec. 30	NEW YORK	104-95	W
09-10	Mar. 6	at New York	113-93	W
10-11	Nov. 30	at New York	100-111	L
10-11	Feb. 12	NEW YORK	95-105	L
10-11	Mar. 30	at New York	116-120	L
10-11	Apr. 8	NEW YORK	93-116	L
11-12	Feb. 4	at New York	99-92	L
11-12	Feb. 20	at New York	100-92	W
11-12	Apr. 18	NEW YORK	104-95	W
12-13	Nov. 26	NEW YORK	96-89 (OT)	L
12-13	Dec. 11	NEW YORK	97-100	L
12-13	Dec. 19	at New York	85-100	L
12-13	Jan. 21	at New York	88-85	W
13-14	Dec. 5	NEW YORK	83-113	W
13-14	Jan. 20	at New York	103-80	W
13-14	Apr. 2	at New York	81-110	L
13-14	Apr. 15	NEW YORK	98-109	W
14-15	Nov. 7	NEW YORK	110-99	W
14-15	Dec. 2	at New York	98-93	W
14-15	Feb. 6	NEW YORK	92-88	W
14-15	Apr. 1	at New York	100-98	W

## OPPONENTS



# 2015-16 BROOKLYN NETS MEDIA GUIDE

## Oklahoma City Thunder

Chairman  
Executive VP and General Manager  
Assistant General Manager/Vice President  
Assistant General Manager/Legal and Admin.  
Head Coach  
Assistant Coaches  
Quality Control Coach  
Director of Medical Services  
Head Athletic Trainer  
Athletic Performance Coordinator  
Director of Team Operations  
Director of Basketball Communications  
Managers of Basketball Communications  
Television  
Radio  
Spanish Radio  
Home Court (capacity)  
Team Colors

Clayton I. Bennett  
Sam Presti  
Troy Weaver  
Michael Winger  
Billy Donovan  
Monty Williams, Maurice Cheeks, Anthony Grant, Mark Bryant, Darko Rajakovic  
Billy Schmidt  
Dr. Donnie Strack  
Joe Sharpe  
David Howarth  
Marc St. Yves  
Matt Tumbleson  
Michael Ravina, John Read  
Fox Sports Oklahoma (Cable) – Michael Cage, Brian Davis, Lesley McCaslin  
WWLS 98.1 FM/640 AM – Matt Pinto  
WKY 930 AM – Eleno Ornales  
Chesapeake Energy Arena (18,203)  
Blue, Red, Yellow and Dark Blue



### BROOKLYN ALL-TIME RECORD VS. OKLAHOMA CITY 29-51, (18-22 at Home)

Largest Brooklyn Victory	126-91, 11-11-00 at NJ (35)
Largest Oklahoma City Victory	114-84, 11-21-89 at Seattle (30)
Most Points, Brooklyn	129-108, 3-6-85 at NJ
Fewest Points, Brooklyn	68-79, 11-17-04 at NJ
Most Points, Oklahoma City	125-111, 11-29-78 at Seattle; 125-120, 1-23-87 at NJ
Fewest Points, Oklahoma City	70-93, 11-25-03 at Seattle
Longest Winning Streak, Brooklyn	3 games, 3-11-84 through 3-6-85 and 2-3-03 through 12-9-03
Longest Winning Streak, Oklahoma City	7 games, 1-26-09 through 12-4-12
Nets Last Home Win	11-3-14, 116-85
Nets Last Road Win	11-21-14, 94-92
Current Streak	Nets won 2, last loss 1-31-14 (95-120)

2015-16 SCHEDULE (ALL TIMES EASTERN)			
Nov. 25	@ Oklahoma City	8:00 PM	
Jan. 24	OKLAHOMA CITY	3:30 PM	

### 2014-2015 SEASON SERIES (2-0) BROOKLYN NETS VS. OKLAHOMA CITY

PLAYER	G-GS	MIN	FG-FGA	PCT	3FG-FGA	PCT	FT-FTA	PCT	OFF	DEF	TOT	AST	PF-DQ	STL	TO	BLK	PTS	AVG	HI
Young (TOT)	2-2	76	16-35	.457	0-2	.000	6-6	1.000	3	10	13	3	1-0	3	6	1	38	19.0	22
Lopez	2-2	59	12-22	.545	0-0	---	10-11	.909	6	10	16	0	5-0	1	5	5	34	17.0	18
Williams	2-2	68	8-19	.421	3-7	.429	15-15	1.000	3	5	8	13	3-0	2	6	0	34	17.0	17
Jack	2-0	59	10-21	.476	1-2	.500	6-7	.857	1	3	4	6	2-0	4	2	0	27	13.5	23
Anderson	2-0	41	9-11	.818	4-5	.800	0-0	---	0	4	4	3	5-0	0	0	0	22	11.0	18
Johnson	2-2	60	7-15	.467	3-4	.750	4-6	.667	0	7	7	9	1-0	0	5	1	21	10.5	13
Teletovic	2-0	49	9-20	.450	3-12	.250	0-0	---	1	9	10	3	5-0	2	1	2	21	10.5	13
Bogdanovic	2-2	51	5-15	.333	2-7	.286	3-4	.750	0	2	2	2	3-0	2	2	0	15	7.5	12
Plumlee	2-0	18	6-10	.600	0-0	---	0-0	---	3	6	9	1	3-0	0	0	0	12	6.0	10
Garnett	2-2	37	4-10	.400	0-0	---	2-2	1.000	0	11	11	2	5-0	1	2	0	10	5.0	6
Gutierrez	1-0	5	2-3	.667	0-0	---	0-0	---	0	0	0	0	2-0	0	0	0	4	4.0	4
Jordan	2-0	24	3-4	.750	0-0	---	2-2	1.000	4	2	6	1	3-0	1	3	1	8	4.0	4
Karasev	1-0	5	0-1	.000	0-1	.000	2-2	1.000	1	0	1	1	0-0	0	0	0	2	2.0	2
Davies (TOT)	1-0	5	0-1	.000	0-0	---	1-2	.500	1	0	1	0	2-0	0	1	0	1	1.0	1
Kirilenko	1-0	5	0-0	---	0-0	---	0-0	---	0	2	2	1	1-0	0	0	0	0	0.0	0
NETS	2	480	75-151	.497	16-38	.421	44-49	.898	19	61	80	42	38-0	13	27	9	210	105.0	116
THUNDER	2	480	70-167	.419	12-43	.279	25-40	.625	28	52	80	32	42-0	12	32	12	177	88.5	92

### 2014-2015 SEASON SERIES (0-2) OKLAHOMA CITY THUNDER VS. BROOKLYN

PLAYER	G-GS	MIN	FG-FGA	PCT	3FG-FGA	PCT	FT-FTA	PCT	OFF	DEF	TOT	AST	PF-DQ	STL	TO	BLK	PTS	AVG	HI
Jackson	2-2	76	17-39	.436	2-12	.167	8-10	.800	1	7	8	13	8-0	2	10	1	44	22.0	23
Jones	1-1	34	6-12	.500	2-5	.400	2-2	1.000	0	4	4	1	1-0	0	2	0	16	16.0	16
Ibaka	2-2	66	15-28	.536	1-3	.333	0-0	---	7	12	19	1	3-0	1	1	4	31	15.5	16
Walters (TOT)	2-0	36	12-25	.480	1-8	.125	5-6	.833	0	2	2	5	1-0	3	1	1	30	15.0	26
Telfair	2-0	49	8-18	.444	4-11	.364	5-6	.833	1	5	6	9	2-0	0	4	0	25	12.5	16
Morrow	1-0	25	4-11	.364	3-7	.429	0-0	---	1	1	2	0	5-0	1	1	0	11	11.0	11
Kanter (TOT)	1-1	28	5-12	.417	0-0	---	0-0	---	2	2	4	0	0-0	1	2	0	10	10.0	10
Adams	2-2	56	8-15	.533	0-0	---	3-9	.333	5	8	13	2	6-0	2	5	2	19	9.5	10
Singler (TOT)	3-3	82	7-20	.350	4-9	.444	0-1	.000	0	6	6	2	6-0	0	0	1	18	6.0	11
Augustin (TOT)	3-0	57	5-16	.313	2-7	.286	4-4	1.000	0	3	3	13	1-0	2	2	0	16	5.3	6
Lamb	1-0	17	2-6	.333	0-2	.000	1-1	1.000	0	1	1	2	3-0	2	0	0	5	5.0	5
Collison	2-0	34	3-9	.333	0-1	.000	2-4	.500	4	2	6	1	3-0	0	1	0	8	4.0	5
Thomas	2-1	55	3-16	.188	0-0	---	1-2	.500	2	4	6	0	3-0	2	1	0	7	3.5	5
Perkins	2-0	36	2-7	.286	0-0	---	2-4	.500	4	4	8	0	5-0	0	4	1	6	3.0	6
Roberson	2-2	33	2-6	.333	0-2	.000	1-2	.500	3	4	7	3	3-0	2	1	4	5	2.5	4
THUNDER	2	480	70-167	.419	12-43	.279	25-40	.625	28	52	80	32	42-0	12	32	12	177	88.5	92
NETS	2	480	75-151	.497	16-38	.421	44-49	.898	19	61	80	42	38-0	13	27	9	210	105.0	116



# 2015-16 BROOKLYN NETS MEDIA GUIDE

## ALL-TIME SERIES VS. OKLAHOMA CITY

<u>YEAR</u>	<u>DATE</u>	<u>OPPONENT</u>	<u>SCORE</u>	<u>W/L</u>	<u>YEAR</u>	<u>DATE</u>	<u>OPPONENT</u>	<u>SCORE</u>	<u>W/L</u>
76-77	Oct. 24	at Seattle	93-104	L	93-94	Feb. 1	SEATTLE	104-103	W
76-77	Dec. 29	SEATTLE	96-102	L	94-95	Nov. 15	SEATTLE	112-106	W
76-77	Feb. 18	SEATTLE	88-93	L	94-95	Nov. 22	at Seattle	97-104	L
76-77	Apr. 5	at Seattle	88-86	W	95-96	Jan. 30	at Seattle	88-97	L
77-78	Nov. 27	at Seattle	99-96	W	95-96	Mar. 2	SEATTLE	92-103	L
77-78	Jan. 27	at Seattle	90-95	L	96-97	Dec. 11	SEATTLE	110-101	W
77-78	Feb. 16	SEATTLE	101-92	W	96-97	Mar. 7	at Seattle	90-109	L
77-78	Feb. 22	SEATTLE	83-94	L	97-98	Dec. 3	SEATTLE	89-93	L
78-79	Nov. 3	SEATTLE	81-102	L	97-98	Feb. 1	at Seattle	87-97	L
78-79	Nov. 29	at Seattle	111-125	L	98-99	Apr. 16	at Seattle	121-91	W
78-79	Feb. 1	at Seattle	102-107	L	99-00	Nov. 15	SEATTLE	92-100	L
78-79	Mar. 9	SEATTLE	100-108	L	99-00	Jan. 26	at Seattle	92-95	L
79-80	Dec. 19	at Seattle	122-114	W	00-01	Nov. 11	SEATTLE	126-91	W
79-80	Feb. 10	SEATTLE	122-107	L	00-01	Jan. 27	at Seattle	97-106	L
80-81	Nov. 30	at Seattle	89-113	L	01-02	Nov. 8	SEATTLE	106-94	W
80-81	Jan. 21	SEATTLE	126-122 (OT)	W	01-02	Mar. 9	at Seattle	90-96	L
81-82	Nov. 22	at Seattle	92-102	L	02-03	Dec. 1	at Seattle	95-96	L
81-82	Mar. 14	SEATTLE	97-98	L	02-03	Feb. 3	SEATTLE	109-108 (OT)	W
82-83	Nov. 21	at Seattle	111-91	W	03-04	Nov. 25	at Seattle	93-70	W
82-83	Jan. 23	SEATTLE	105-102	W	03-04	Dec. 9	SEATTLE	101-88	W
83-84	Dec. 16	at Seattle	106-110	L	04-05	Nov. 17	SEATTLE	68-79	L
83-84	Mar. 11	SEATTLE	106-105	W	04-05	Nov. 26	at Seattle	79-92	L
84-85	Nov. 18	at Seattle	102-97	W	05-06	Nov. 15	SEATTLE	109-99	W
84-85	Mar. 6	SEATTLE	129-108	W	05-06	Jan. 28	at Seattle	104-113	L
85-86	Jan. 25	at Seattle	99-106	L	06-07	Nov. 13	SEATTLE	113-119	L
85-86	Jan. 30	SEATTLE	82-89	L	06-07	Nov. 20	at Seattle	87-99	L
86-87	Jan. 23	SEATTLE	120-125	L	07-08	Nov. 23	at Seattle	98-93	W
86-87	Feb. 2	at Seattle	100-108	L	07-08	Jan. 9	SEATTLE	99-88	W
87-88	Feb. 20	SEATTLE	101-113	L	08-09	Jan. 12	OKLAHOMA CITY	103-99 (OT)	W
87-88	Mar. 13	at Seattle	102-115	L	08-09	Jan. 26	at Oklahoma City	85-94	L
88-89	Jan. 31	at Seattle	118-112	W	09-10	Dec. 28	OKLAHOMA CITY	89-105	L
88-89	Feb. 7	SEATTLE	109-99	W	09-10	Mar. 12	at Oklahoma City	102-104	L
89-90	Nov. 21	at Seattle	84-114	L	10-11	Dec. 1	OKLAHOMA CITY	120-123 (3OT)	L
89-90	Feb. 15	SEATTLE	92-103	L	10-11	Dec. 29	at Oklahoma City	93-114	L
90-91	Nov. 20	at Seattle	88-105	L	11-12	Jan. 21	OKLAHOMA CITY	84-74	L
90-91	Dec. 4	SEATTLE	106-102	W	12-13	Dec. 4	OKLAHOMA CITY	111-117	L
91-92	Feb. 5	SEATTLE	85-95	L	12-13	Jan. 2	at Oklahoma City	110-93	W
91-92	Mar. 7	at Seattle	98-109	L	13-14	Jan. 2	at Oklahoma City	95-93	W
92-93	Nov. 24	at Seattle	97-103	L	13-14	Jan. 31	OKLAHOMA CITY	95-120	L
92-93	FEB. 4	SEATTLE	113-103 (OT)	W	14-15	Nov. 3	OKLAHOMA CITY	116-85	W
93-94	Jan. 27	at Seattle	92-102	L	14-15	Nov. 21	at Oklahoma City	94-92	W

OPPONENTS





# 2015-16 BROOKLYN NETS MEDIA GUIDE

## Orlando Magic

Senior Chairman  
Chairman  
Chief Executive Officer  
General Manager  
VP/Assistant General Manager  
Assistant General Manager  
Head Coach  
Assistant Coaches  
Assistant Coaches/ Player Development  
Athletic Trainer  
Strength and Conditioning Coach  
Physical Therapist/Asst. Athletic Trainer  
Chief Communications Officer  
Director of Communications  
Asst. Director of Communications  
Communications Manager  
Radio  
Spanish Radio  
Television  
Home Court  
Colors

Rich DeVos  
Dan DeVos  
Alex Martins  
Rob Hennigan  
Scott Perry  
Matt Lloyd  
Scott Skiles  
Adrian Griffin, Monte Mathis, Mario Elie, Conner Henry  
Laron Profit, Jay Hernandez  
Keon Weise  
Bill Burgos  
Ron Weathers  
Joel Glass  
George Galante  
Trish Wingerson  
Melanie Curtsinger  
ESPN 580 Orlando (580 AM) – Dennis Neumann, Richie Aduabato  
TBA – Joey Colon  
Fox Sports Florida – David Steele, Jeff Turner  
Amway Center (18,846)  
Blue, Silver and Black



### BROOKLYN ALL-TIME RECORD VS. ORLANDO 44-55, (26-24 at Home)

Largest Brooklyn Victory 107-68, 11-9-12 at Orlando (39)  
Largest Orlando Victory 119-86, 2-2-07 at Orlando (33)  
Most Points, Brooklyn 129-91, 3-12-00 at NJ  
Fewest Points, Brooklyn 70-95, 11-16-07 at NJ; 70-86, 3-16-12 at Orlando  
Most Points, Orlando 130-122 (3OT), 11-8-95 at Orlando; 122-112, 12-23-93 at Orlando  
Fewest Points, Orlando 68-107, 11-9-12 at Orlando  
Longest Winning Streak, Brooklyn 6 games, 12-30-91 through 3-4-93  
Longest Winning Streak, Orlando 10 games, 10-30-09 through 3-16-12  
Nets Last Home Win 4-15-15, 101-88  
Nets Last Road Win 1-2-15, 100-98  
Current Streak Nets won 4, last loss 4-9-14 (111-115)

### 2015-16 SCHEDULE (ALL TIMES EASTERN)

Dec. 14 ORLANDO 7:30 PM  
Dec. 30 @ Orlando 7:00 PM  
Jan. 8 ORLANDO 7:30 PM  
Mar. 29 @ Orlando 7:00 PM

### 2014-2015 SEASON SERIES (3-0) BROOKLYN NETS VS. ORLANDO

PLAYER	G-GS	MIN	FG-FGA	PCT	3FG-FGA	PCT	FT-FTA	PCT	OFF	DEF	TOT	AST	PF-DQ	STL	TO	BLK	PTS	AVG	HI
Bogdanovic	2-1	65	21-29	.724	6-11	.545	2-2	1.000	4	5	9	3	5-0	2	3	0	50	25.0	28
Davies (TOT)	1-1	29	9-11	.818	1-1	1.000	1-4	.250	1	3	4	1	3-0	1	1	0	20	20.0	20
Williams	3-2	106	16-34	.471	3-9	.333	9-10	.900	0	11	11	21	6-0	2	6	1	44	14.7	18
Young (TOT)	2-2	76	11-29	.379	1-2	.500	6-14	.429	3	10	13	4	3-0	3	4	1	29	14.5	16
Young (BRK)	1-1	37	5-13	.385	0-1	.000	6-12	.500	3	6	9	3	1-0	2	3	1	16	16.0	16
Johnson	3-3	113	17-42	.405	4-14	.286	5-7	.714	0	16	16	14	6-0	2	7	0	43	14.3	16
Lopez	3-2	77	15-25	.600	0-0	---	12-14	.857	8	12	20	1	5-0	5	4	9	42	14.0	16
Plumlee	3-1	62	15-21	.714	0-0	---	4-10	.400	8	16	24	3	5-0	2	7	3	34	11.3	18
Garnett	2-2	46	6-13	.462	1-1	1.000	4-4	1.000	2	12	14	8	5-0	3	4	0	17	8.5	9
Teletovic	2-0	39	7-17	.412	1-9	.111	1-1	1.000	0	8	8	5	3-0	1	2	0	16	8.0	9
Jack	3-1	79	9-23	.391	3-7	.429	0-0	---	0	11	11	10	3-0	3	7	1	21	7.0	9
Karasev	1-1	34	3-5	.600	1-2	.500	0-2	.000	0	4	4	5	2-0	1	2	0	7	7.0	7
Anderson	2-0	46	4-10	.400	1-4	.250	2-2	1.000	0	3	3	1	8-0	1	3	0	11	5.5	6
Brown	1-1	10	1-2	.500	0-0	---	0-0	---	0	0	0	0	0-0	1	0	0	2	2.0	2
Jefferson	1-0	6	1-1	1.000	0-0	---	0-0	---	0	1	1	0	0-0	0	0	0	2	2.0	2
NETS	3	720	120-235	.511	20-58	.345	45-64	.703	25	105	130	74	49-0	25	50	15	305	101.7	104
MAGIC	3	720	114-242	.471	26-57	.456	28-49	.571	23	87	110	65	63-0	26	45	9	282	94.0	98

### 2014-2015 SEASON SERIES (0-3) ORLANDO MAGIC VS. BROOKLYN

PLAYER	G-GS	MIN	FG-FGA	PCT	3FG-FGA	PCT	FT-FTA	PCT	OFF	DEF	TOT	AST	PF-DQ	STL	TO	BLK	PTS	AVG	HI
Vucevic	3-3	100	29-50	.580	0-1	.000	5-9	.556	7	20	27	8	8-0	4	3	1	63	21.0	27
Nicholson	1-1	28	8-10	.800	2-3	.667	0-0	---	3	6	9	1	5-0	0	1	1	18	18.0	18
Oladipo	2-2	74	14-30	.467	5-9	.556	3-6	.500	0	5	5	6	2-0	2	6	1	36	18.0	19
Fournier	2-1	61	10-20	.500	4-7	.571	7-12	.583	0	2	2	9	4-0	0	5	0	31	15.5	19
Frye	2-1	59	9-16	.563	6-10	.600	0-0	---	0	8	8	3	6-0	2	3	0	24	12.0	13
Harris	2-2	67	8-23	.348	2-4	.500	5-6	.833	0	6	6	2	3-0	4	4	2	23	11.5	12
Ridnour	1-0	19	4-6	.667	3-3	1.000	0-0	---	1	3	4	4	3-0	1	0	0	11	11.0	11
B. Gordon	2-0	27	5-10	.500	1-4	.250	3-4	.750	0	5	5	3	5-0	1	3	0	14	7.0	14
Payton	3-3	99	8-23	.348	1-2	.500	3-7	.429	4	8	12	22	6-0	9	11	2	20	6.7	16
Green	2-0	41	6-15	.400	1-6	.167	0-0	---	0	0	0	3	3-0	1	1	0	13	6.5	8
O'Quinn	2-1	36	6-13	.462	0-2	.000	1-2	.500	4	7	11	2	5-0	0	4	0	13	6.5	9
A. Gordon	2-1	51	4-14	.286	1-2	.500	0-1	.000	3	6	9	0	4-0	1	1	1	9	4.5	7
Marble	1-0	21	1-4	.250	0-1	.000	0-0	---	0	4	4	1	1-0	1	0	0	2	2.0	2
Harkless	2-0	26	1-4	.250	0-3	.000	1-2	.500	0	5	5	0	5-0	0	2	0	3	1.5	3
Dedmon	2-0	12	1-4	.250	0-0	---	0-0	---	1	2	3	1	3-0	0	1	1	2	1.0	2
MAGIC	3	720	114-242	.471	26-57	.456	28-49	.571	23	87	110	65	63-0	26	45	9	282	94.0	98
NETS	3	720	120-235	.511	20-58	.345	45-64	.703	25	105	130	74	49-0	25	50	15	305	101.7	104



# 2015-16 BROOKLYN NETS MEDIA GUIDE

## ALL-TIME SERIES VS. ORLANDO

YEAR	DATE	OPPONENT	SCORE	W/L	YEAR	DATE	OPPONENT	SCORE	W/L
89-90	Nov. 4	at Orlando	111-106	W	01-02	Apr. 5	ORLANDO	110-85	W
89-90	Jan. 19	at Orlando	105-120	L	01-02	Apr. 11	at Orlando	101-99 (OT)	W
89-90	Jan. 25	ORLANDO	112-117	L	02-03	Dec. 7	ORLANDO	121-88	W
89-90	Apr. 22	ORLANDO	102-110	L	02-03	Jan. 4	at Orlando	88-83	W
90-91	Dec. 1	ORLANDO	111-92	W	02-03	Feb. 11	ORLANDO	83-92	L
90-91	Apr. 21	at Orlando	110-120	L	02-03	Feb. 23	at Orlando	105-113	L
91-92	Nov. 16	at Orlando	100-102	L	03-04	Dec. 12	at Orlando	99-95	W
91-92	Dec. 30	ORLANDO	122-112	W	03-04	Jan. 29	at Orlando	89-79	W
91-92	Apr. 13	at Orlando	110-104	W	03-04	Feb. 6	ORLANDO	120-99	W
91-92	Apr. 18	ORLANDO	127-111	W	03-04	Apr. 8	ORLANDO	101-81	W
92-93	Nov. 14	ORLANDO	124-113	W	04-05	Jan. 8	at Orlando	101-104	L
92-93	Jan. 5	at Orlando	102-99	W	04-05	Mar. 5	Orlando	81-105	L
92-93	Mar. 4	ORLANDO	116-97	W	04-05	Mar. 13	at Orlando	98-82	W
92-93	Mar. 27	at Orlando	84-98	L	04-05	Apr. 2	Orlando	102-103	L
92-93	Apr. 23	ORLANDO	116-119	L	05-06	Dec. 21	at Orlando	96-85	W
93-94	Nov. 20	ORLANDO	85-87	L	05-06	Jan. 6	Orlando	113-106	W
93-94	Dec. 23	at Orlando	112-122	L	05-06	Feb. 22	Orlando	96-93	W
93-94	Apr. 1	ORLANDO	96-98	L	06-07	Jan. 20	Orlando	101-94	W
93-94	Apr. 24	at Orlando	91-120	L	06-07	Feb. 2	at Orlando	86-119	L
93-94	Feb. 25	at Orlando	102-114	L	06-07	Feb. 10	ORLANDO	93-78	W
94-95	Nov. 18	at Orlando	103-113	L	06-07	Mar. 23	at Orlando	82-90	L
94-95	Dec. 12	ORLANDO	128-101	W	07-08	Nov. 16	ORLANDO	70-95	L
94-95	Jan. 4	at Orlando	110-113	L	07-08	Jan. 2	at Orlando	96-95	W
94-95	Mar. 15	ORLANDO	108-99	W	07-08	Feb. 6	at Orlando	84-100	L
95-96	Nov. 8	at Orlando	122-130 (3 OT)	L	07-08	Feb. 26	ORLANDO	92-102	L
95-96	Dec. 12	ORLANDO	97-101	L	08-09	Feb. 8	at Orlando	84-111	L
95-96	Jan. 9	at Orlando	84-92	L	08-09	Mar. 6	at Orlando	102-105	L
95-96	Feb. 29	ORLANDO	98-114	L	08-09	Apr. 11	ORLANDO	103-93	W
96-97	Nov. 7	ORLANDO	95-108	L	09-10	Oct. 30	ORLANDO	85-95	L
96-97	Nov. 8	at Orlando	82-86	L	09-10	Nov. 13	at Orlando	72-88	L
96-97	Jan. 13	ORLANDO	111-114	L	09-10	Mar. 5	ORLANDO	87-89	L
96-97	Feb. 11	at Orlando	104-98	W	10-11	Nov. 5	at Orlando	90-105	L
97-98	Dec. 22	at Orlando	99-88	W	10-11	Nov. 13	ORLANDO	90-91	L
97-98	Jan. 8	ORLANDO	89-87	W	10-11	Dec. 27	ORLANDO	88-104	L
97-98	Mar. 19	ORLANDO	93-87	W	10-11	Mar. 25	at Orlando	85-95	L
97-98	Apr. 17	at Orlando	109-121	L	11-12	Dec. 27	at Orlando	78-94	L
98-99	Feb. 10	ORLANDO	81-89	L	11-12	Feb. 22	ORLANDO	91-108	L
98-99	Mar. 30	at Orlando	98-100	L	11-12	Mar. 16	at Orlando	70-86	L
98-99	Apr. 30	at Orlando	95-107	L	12-13	Nov. 9	at Orlando	107-68	W
99-00	Dec. 30	ORLANDO	102-92	W	12-13	Nov. 11	ORLANDO	82-74	W
99-00	Jan. 10	at Orlando	100-94	W	12-13	Nov. 30	at Orlando	98-86	W
99-00	Mar. 12	ORLANDO	129-91	W	12-13	Jan. 28	ORLANDO	97-77	W
99-00	Mar. 31	at Orlando	97-103	L	13-14	Nov. 3	at Orlando	86-107	L
99-00	Apr. 14	ORLANDO	88-96	L	13-14	Jan. 21	ORLANDO	101-90	W
00-01	Dec. 1	at Orlando	80-83	L	13-14	Apr. 9	at Orlando	111-115	L
00-01	Dec. 2	ORLANDO	74-95	L	13-14	Apr. 13	ORLANDO	97-88	W
00-01	Jan. 2	at Orlando	120-110	W	14-15	Nov. 9	ORLANDO	104-96	W
00-01	Jan. 11	ORLANDO	87-101	L	14-15	Jan. 2	at Orlando	100-98	W
01-02	Jan. 4	ORLANDO	96-109	L	14-15	Apr. 15	ORLANDO	101-88	W
01-02	Jan. 12	at Orlando	91-85	W					



# 2015-16 BROOKLYN NETS MEDIA GUIDE

## Philadelphia 76ers

Co-Managing Owners  
Chief Executive Officer  
President of Basketball Operations & General Manager  
Head Coach  
Assistant Coach  
Assistant Coach / Director of Player Development  
Assistant Coach / Head of Strength and Conditioning  
Director of Sports Performance and Research  
Head Athletic Trainer  
Director of Public Relations  
Radio  
Television  
Home Court  
Team Colors

Josh Harris, David Blitzer  
Scott O'Neil  
Sam Hinkie  
Brett Brown  
Lloyd Pierce  
Billy Lange  
Todd Wright  
Dr. David T. Martin  
Kevin Johnson  
Michael Preston  
The Fanatic (97.5 FM) – Tom McGinnis  
Comcast SportsNet, The Comcast Network – Marc Zumoff, TBD, Molly Sullivan  
Wells Fargo Center (20,328)  
Red, White and Blue



### BROOKLYN ALL-TIME RECORD VS. PHILADELPHIA 77-103, (44-46 at Home)

Largest Brooklyn Victory	130-94, 12-16-13 at Brooklyn (36)
Largest Philadelphia Victory	142-107, 2-5-86 at Philadelphia (35)
Most Points, Brooklyn	130-94, 12-16-13 at Brooklyn
Fewest Points, Brooklyn	77-82, 12-14-10 at NJ
Most Points, Philadelphia	142-107, 2-5-86 at Philadelphia
Fewest Points, Philadelphia	67-96, 4-5-09 at NJ
Longest Winning Streak, Brooklyn	4 games, 2-23-94 through 1-13-95; 12-6-08 through 4-5-09; 2-3-14 through 12-12-14
Longest Winning Streak, Philadelphia	8 games, 11-6-09 through 4-1-11
Nets Last Home Win	12-12-14, 88-70
Nets Last Road Win	3-14-15, 94-87
Current Streak	Nets won 1, last loss 1-9-15 (88-90)

2015-16 SCHEDULE (ALL TIMES EASTERN)			
Dec. 10	PHILADELPHIA	7:30 PM	
Feb. 6	@ Philadelphia	7:30 PM	
Mar. 11	@ Philadelphia	7:00 PM	
Mar. 15	PHILADELPHIA	7:30 PM	

### 2014-2015 SEASON SERIES (3-1) BROOKLYN NETS VS. PHILADELPHIA

PLAYER	G-GS	MIN	FG-FGA	PCT	3FG-FGA	PCT	FT-FTA	PCT	OFF	DEF	TOT	AST	PF-DQ	STL	TO	BLK	PTS	AVG	HI
Lopez	3-3	84	20-36	.556	0-1	.000	7-13	.538	4	16	20	0	12-0	0	12	6	47	15.7	19
Young (TOT)	3-3	110	18-41	.439	2-4	.500	9-12	.750	4	18	22	5	6-0	4	10	2	47	15.7	21
Young (BRK)	1-1	35	9-15	.600	1-2	.500	2-4	.500	0	9	9	0	2-0	2	1	1	21	21.0	21
Johnson	4-4	132	23-47	.489	6-14	.429	9-10	.900	1	12	13	12	5-0	2	11	0	61	15.3	21
Anderson	4-0	112	16-33	.485	3-13	.231	6-8	.750	2	14	16	5	3-0	7	8	1	41	10.3	12
Plumlee	4-2	90	18-32	.563	0-0	---	5-8	.625	10	20	30	2	7-0	5	3	1	41	10.3	18
Williams	3-3	92	7-25	.280	2-12	.167	14-17	.824	2	12	14	25	8-0	5	8	1	30	10.0	17
Jack	4-1	103	14-40	.350	0-9	.000	6-8	.750	1	10	11	27	10-0	4	8	0	34	8.5	14
Garnett	2-2	50	5-12	.417	0-0	---	6-8	.750	3	18	21	7	3-0	5	4	2	16	8.0	9
Teletovic	2-0	53	4-19	.211	3-14	.214	4-6	.667	1	8	9	3	2-0	3	9	1	15	7.5	9
Karasev	2-2	40	5-11	.455	1-4	.250	2-2	1.000	1	1	2	1	7-0	4	1	0	13	6.5	11
Jefferson	2-0	41	6-10	.600	0-0	---	0-2	.000	3	9	12	1	1-0	2	2	4	12	6.0	6
Bogdanovic	4-1	73	10-19	.526	2-7	.286	1-4	.250	1	1	2	1	3-0	2	5	1	23	5.8	9
Davies (TOT)	1-0	1	1-1	1.000	0-0	---	2-2	1.000	1	0	1	1	0-0	1	0	0	4	4.0	4
Davies (BRK)	1-0	1	1-1	1.000	0-0	---	2-2	1.000	1	0	1	1	0-0	1	0	0	4	4.0	4
Jordan	2-0	14	1-2	.500	0-0	---	3-4	.750	2	2	4	1	4-0	0	1	1	5	2.5	5
Morris	2-0	15	2-4	.500	0-0	---	0-0	---	0	2	2	4	1-0	0	0	0	4	2.0	2
Brown	2-1	25	0-3	.000	0-1	.000	2-2	1.000	1	7	8	1	1-0	1	1	1	2	1.0	2
NETS	4	960	141-309	.456	18-77	.234	69-98	.704	33	141	174	91	69-0	43	75	20	369	92.3	99
76ERS	4	960	127-327	.388	36-106	.340	48-68	.706	46	119	165	84	91-2	43	75	21	338	84.5	91

### 2014-2015 SEASON SERIES (1-3) PHILADELPHIA 76ERS VS. BROOKLYN

PLAYER	G-GS	MIN	FG-FGA	PCT	3FG-FGA	PCT	FT-FTA	PCT	OFF	DEF	TOT	AST	PF-DQ	STL	TO	BLK	PTS	AVG	HI
Wroten	3-1	85	13-41	.317	1-11	.091	15-20	.750	0	7	7	18	6-0	6	12	1	42	14.0	18
Canaan (TOT)	1-1	29	6-13	.462	1-8	.125	0-0	---	1	3	4	3	2-0	0	0	0	13	13.0	13
Canaan (PHI)	1-1	29	6-13	.462	1-8	.125	0-0	---	1	3	4	3	2-0	0	0	0	13	13.0	13
Covington	4-2	100	18-35	.514	11-23	.478	3-4	.750	3	15	18	4	7-0	10	5	1	50	12.5	20
Mbah a Moute	3-3	92	12-24	.500	6-10	.600	4-4	1.000	1	9	10	4	3-0	6	6	1	34	11.3	16
Thompson	3-1	84	11-25	.440	6-16	.375	0-0	---	1	9	10	2	6-0	1	0	3	28	9.3	14
Sims	4-2	82	16-36	.444	0-0	---	5-6	.833	11	11	22	5	8-0	4	5	1	37	9.3	14
Davies	1-0	21	3-8	.375	0-2	.000	3-3	1.000	5	0	5	2	2-0	3	1	1	9	9.0	9
Smith (TOT)	1-0	23	3-10	.300	1-3	.333	2-2	1.000	0	2	2	5	0-0	2	2	0	9	9.0	9
Smith (PHI)	1-0	23	3-10	.300	1-3	.333	2-2	1.000	0	2	2	5	0-0	2	2	0	9	9.0	9
Noel	4-4	120	15-32	.469	0-0	---	5-5	1.000	7	16	23	4	14-1	5	13	6	35	8.8	17
Carter-Williams	3-3	96	8-30	.267	4-6	.667	6-14	.429	4	15	19	24	14-1	2	11	1	26	8.7	14
McDaniels	3-0	75	9-20	.450	3-6	.500	3-3	1.000	3	7	10	4	8-0	1	6	2	24	8.0	18
T. Robinson (TOT)	1-0	17	3-5	.600	0-0	---	1-1	1.000	3	9	12	0	2-0	1	1	0	7	7.0	7
T. Robinson (PHI)	1-0	17	3-5	.600	0-0	---	1-1	1.000	3	9	12	0	2-0	1	1	0	7	7.0	7
Richardson	1-1	19	3-11	.273	0-4	.000	0-0	---	2	1	3	4	2-0	0	1	1	6	6.0	6
Grant	3-1	55	5-20	.250	3-11	.273	1-6	.167	3	4	7	2	6-0	1	4	3	14	4.7	8
Sampson	3-1	26	2-7	.286	0-3	.000	0-0	---	0	4	4	1	3-0	0	2	0	4	1.3	2
Aldemir	1-0	7	0-1	.000	0-0	---	0-0	---	1	1	2	1	5-0	1	2	0	0	0.0	0
Gordon	1-0	2	0-1	.000	0-1	.000	0-0	---	0	2	2	0	0-0	0	0	0	0	0.0	0
G. Robinson (TOT)	1-0	7	0-2	.000	0-0	---	0-0	---	0	0	0	1	0-0	0	0	0	0	0.0	0
G. Robinson (PHI)	1-0	7	0-2	.000	0-0	---	0-0	---	0	0	0	1	0-0	0	0	0	0	0.0	0
Shved	1-0	11	0-5	.000	0-2	.000	0-0	---	1	1	2	0	1-0	0	0	0	0	0.0	0
Thomas	1-0	8	0-1	.000	0-0	---	0-0	---	0	3	3	0	2-0	0	2	0	0	0.0	0
76ERS	4	960	127-327	.388	36-106	.340	48-68	.706	46	119	165	84	91-2	43	75	21	338	84.5	91
NETS	4	960	141-309	.456	18-77	.234	69-98	.704	33	141	174	91	69-0	43	75	20	369	92.3	99



# 2015-16 BROOKLYN NETS MEDIA GUIDE

## ALL-TIME SERIES VS. PHILADELPHIA

YEAR	DATE	OPPONENT	SCORE	W/L
76-77	Oct. 30	at Philadelphia	80-104	L
76-77	Jan. 2	PHILADELPHIA	110-139	L
76-77	Feb. 4	at Philadelphia	113-112	W
76-77	Mar. 20	PHILADELPHIA	104-111	L
77-78	Nov. 4	PHILADELPHIA	104-107	L
77-78	Nov. 9	at Philadelphia	107-130	L
77-78	Jan. 14	PHILADELPHIA	120-136	L
77-78	Feb. 19	at Philadelphia	110-120	L
78-79	Nov. 14	PHILADELPHIA	124-108	W
78-79	Mar. 11	PHILADELPHIA	104-103	W
78-79	Mar. 23	at Philadelphia	117-123	L
78-79	Mar. 23	at Philadelphia	98-110	L
79-80	Oct. 17	PHILADELPHIA	88-113	L
79-80	Nov. 24	at Philadelphia	82-91	L
79-80	Jan. 9	at Philadelphia	105-108	L
79-80	Jan. 18	PHILADELPHIA	105-112	L
79-80	Mar. 21	at Philadelphia	99-108	L
79-80	Mar. 28	PHILADELPHIA	99-92	W
80-81	Oct. 15	PHILADELPHIA	111-119	L
80-81	Nov. 15	at Philadelphia	108-115	L
80-81	Dec. 14	PHILADELPHIA	107-114	L
80-81	Dec. 19	at Philadelphia	107-122	L
80-81	Jan. 14	at Philadelphia	105-110	L
80-81	Mar. 17	PHILADELPHIA	126-120 (OT)	W
81-82	Dec. 5	PHILADELPHIA	105-114	L
81-82	Jan. 9	at Philadelphia	120-113	W
81-82	Jan. 17	PHILADELPHIA	105-97	W
81-82	Feb. 5	at Philadelphia	112-116	L
81-82	Mar. 24	at Philadelphia	111-106	W
81-82	Apr. 7	PHILADELPHIA	113-116	L
82-83	Oct. 30	at Philadelphia	99-110	L
82-83	Nov. 13	PHILADELPHIA	100-110	L
82-83	Mar. 6	PHILADELPHIA	112-106	W
82-83	Mar. 25	at Philadelphia	101-92	W
82-83	Apr. 1	at Philadelphia	111-104	W
82-83	Apr. 15	PHILADELPHIA	98-100	L
83-84	Nov. 5	PHILADELPHIA	112-119	L
83-84	Dec. 9	at Philadelphia	100-93	W
83-84	Jan. 6	at Philadelphia	104-108	L
83-84	Feb. 17	at Philadelphia	109-114	L
83-84	Feb. 21	PHILADELPHIA	119-116 (OT)	W
83-84	Apr. 10	PHILADELPHIA	106-102	W
84-85	Oct. 30	PHILADELPHIA	96-118	L
84-85	Dec. 2	at Philadelphia	112-114	L
84-85	Dec. 22	at Philadelphia	93-107	L
84-85	Feb. 2	PHILADELPHIA	101-96	W
84-85	Mar. 16	at Philadelphia	107-127	L
84-85	Apr. 10	PHILADELPHIA	125-100	W
85-86	Nov. 1	PHILADELPHIA	106-102	W
85-86	Nov. 27	PHILADELPHIA	110-111	L
85-86	Jan. 14	PHILADELPHIA	105-123	L
85-86	Jan. 15	at Philadelphia	123-89	W
85-86	Feb. 5	at Philadelphia	107-142	L
85-86	Mar. 22	at Philadelphia	115-123	L
86-87	Dec. 6	at Philadelphia	100-105	L
86-87	Dec. 12	PHILADELPHIA	123-90	W
86-87	Feb. 4	PHILADELPHIA	95-121	L
86-87	Mar. 7	at Philadelphia	114-102	W
86-87	Mar. 27	at Philadelphia	99-110	L
86-87	Apr. 3	PHILADELPHIA	113-109	W
87-88	Dec. 23	PHILADELPHIA	106-110	L
87-88	Jan. 13	at Philadelphia	95-104	L
87-88	Feb. 14	PHILADELPHIA	109-105	W
87-88	Feb. 19	at Philadelphia	100-115	L
87-88	Mar. 22	PHILADELPHIA	102-90	W
87-88	Apr. 21	at Philadelphia	101-104	L
88-89	Dec. 16	PHILADELPHIA	106-114	L
88-89	Jan. 11	at Philadelphia	94-103	L
88-89	Jan. 28	PHILADELPHIA	105-123	L
88-89	Feb. 17	at Philadelphia	129-127 (OT)	W
88-89	Mar. 15	at Philadelphia	96-100	L
88-89	Apr. 20	PHILADELPHIA	92-105	L
89-90	Dec. 12	PHILADELPHIA	92-82	W
89-90	Jan. 20	at Philadelphia	98-108	L
89-90	Feb. 14	at Philadelphia	112-122	L
89-90	Mar. 16	at Philadelphia	110-119	L
89-90	Mar. 19	PHILADELPHIA	94-108	L
90-91	Nov. 3	at Philadelphia	110-112 (OT)	L
90-91	Nov. 27	PHILADELPHIA	98-92	W
90-91	Jan. 12	at Philadelphia	99-109	L
90-91	Feb. 23	PHILADELPHIA	90-103	L
90-91	Mar. 26	PHILADELPHIA	98-95 (OT)	W
91-92	Nov. 6	at Philadelphia	105-107	L
91-92	Dec. 3	PHILADELPHIA	88-86	W
91-92	Jan. 25	at Philadelphia	94-115	L
91-92	Feb. 12	at Philadelphia	102-87	W
91-92	Feb. 14	PHILADELPHIA	107-99	W
92-93	Nov. 6	at Philadelphia	114-111	W
92-93	Nov. 21	PHILADELPHIA	95-104	L
92-93	Jan. 6	at Philadelphia	106-132	L

YEAR	DATE	OPPONENT	SCORE	W/L
92-93	Jan. 15	PHILADELPHIA	110-105 (OT)	W
92-93	Mar. 30	PHILADELPHIA	91-77	W
93-94	Nov. 13	PHILADELPHIA	97-98	L
93-94	Feb. 23	at Philadelphia	106-102	W
93-94	Mar. 6	PHILADELPHIA	126-99	W
93-94	Apr. 19	at Philadelphia	115-110	W
94-95	Jan. 13	at Philadelphia	110-101	W
94-95	Mar. 3	PHILADELPHIA	98-102	L
94-95	Mar. 8	at Philadelphia	115-108	W
94-95	Apr. 13	at Philadelphia	94-102	L
94-95	Apr. 15	PHILADELPHIA	87-97	L
95-96	Nov. 18	PHILADELPHIA	95-79	W
95-96	Dec. 23	at Philadelphia	98-85	W
95-96	Jan. 12	PHILADELPHIA	80-107	L
95-96	Apr. 8	at Philadelphia	79-82	L
96-97	Jan. 17	at Philadelphia	105-103 (OT)	W
96-97	Mar. 21	at Philadelphia	110-112	L
96-97	Mar. 26	PHILADELPHIA	123-105	W
96-97	Apr. 16	PHILADELPHIA	105-113	L
97-98	Dec. 5	PHILADELPHIA	107-88	W
97-98	Feb. 14	at Philadelphia	105-98	W
97-98	Feb. 21	PHILADELPHIA	89-98	L
97-98	Mar. 25	at Philadelphia	91-86	W
98-99	Mar. 12	at Philadelphia	93-100 (OT)	L
98-99	Apr. 7	PHILADELPHIA	92-96	L
98-99	Apr. 18	PHILADELPHIA	86-79	W
99-00	Nov. 20	PHILADELPHIA	96-100	L
99-00	Dec. 23	PHILADELPHIA	99-94	W
99-00	Jan. 17	at Philadelphia	96-101	L
99-00	Feb. 9	at Philadelphia	90-92	L
00-01	Jan. 9	PHILADELPHIA	87-104	L
00-01	Jan. 19	at Philadelphia	86-97	L
00-01	Feb. 4	PHILADELPHIA	96-89	W
00-01	Mar. 7	at Philadelphia	94-102	L
01-02	Nov. 17	PHILADELPHIA	82-94	L
01-02	Mar. 1	at Philadelphia	102-110	L
01-02	Mar. 27	PHILADELPHIA	88-80	W
01-02	Mar. 30	at Philadelphia	102-92	W
02-03	Jan. 15	at Philadelphia	107-108	L
02-03	Feb. 5	at Philadelphia	111-85	W
02-03	Feb. 16	PHILADELPHIA	83-90	L
02-03	Mar. 16	PHILADELPHIA	87-92	L
03-04	Jan. 9	at Philadelphia	81-97	L
03-04	Jan. 27	at Philadelphia	94-76	W
03-04	Feb. 8	PHILADELPHIA	99-87	W
03-04	Apr. 11	PHILADELPHIA	89-75	W
04-05	Nov. 10	at Philadelphia	100-108 (OT)	L
04-05	Feb. 7	Philadelphia	107-97 (OT)	W
04-05	Mar. 2	at Philadelphia	99-93	W
04-05	Apr. 17	Philadelphia	104-83	W
05-06	Dec. 10	Philadelphia	95-107	L
05-06	Jan. 18	at Philadelphia	101-90	W
05-06	Apr. 12	Philadelphia	96-116	L
05-06	Apr. 18	at Philadelphia	88-91	L
06-07	Dec. 2	Philadelphia	112-107	W
06-07	Feb. 5	at Philadelphia	98-100 (OT)	L
06-07	Mar. 4	at Philadelphia	86-99	L
06-07	Mar. 31	Philadelphia	86-82	W
07-08	Nov. 3	at Philadelphia	93-88	W
07-08	Dec. 1	PHILADELPHIA	94-92 (OT)	W
07-08	Mar. 22	at Philadelphia	87-91	L
07-08	Apr. 1	PHILADELPHIA	99-108	L
08-09	Dec. 6	at Philadelphia	95-84	W
08-09	Jan. 31	at Philadelphia	85-83	W
08-09	Feb. 23	PHILADELPHIA	98-96	W
08-09	Apr. 5	PHILADELPHIA	96-67	W
09-10	Nov. 6	at Philadelphia	94-97	L
09-10	Nov. 11	PHILADELPHIA	79-82	L
09-10	Jan. 31	PHILADELPHIA	79-83	L
09-10	Mar. 17	at Philadelphia	97-108	L
10-11	Nov. 27	at Philadelphia	86-102	L
10-11	Dec. 14	PHILADELPHIA	77-82	L
10-11	Feb. 2	PHILADELPHIA	92-106	L
10-11	Apr. 1	at Philadelphia	90-115	L
11-12	Jan. 25	at Philadelphia	97-90 (OT)	W
11-12	Apr. 10	PHILADELPHIA	107-88	L
11-12	Apr. 13	at Philadelphia	95-89	W
11-12	Apr. 23	PHILADELPHIA	105-87	L
12-13	Dec. 23	PHILADELPHIA	95-92	W
12-13	Jan. 8	at Philadelphia	109-89	W
12-13	Mar. 11	at Philadelphia	97-106	L
12-13	Apr. 9	PHILADELPHIA	104-83	W
13-14	Dec. 16	PHILADELPHIA	130-94	W
13-14	Dec. 20	at Philadelphia	120-121 (OT)	L
13-14	Feb. 3	PHILADELPHIA	108-102	W
13-14	Apr. 5	at Philadelphia	105-101	W
14-15	Nov. 26	at Philadelphia	99-91	W
14-15	Dec. 12	PHILADELPHIA	88-70	W
14-15	Jan. 9	PHILADELPHIA	88-90	L
14-15	Mar. 14	at Philadelphia	94-87	W

OPPONENTS





# 2015-16 BROOKLYN NETS MEDIA GUIDE

## Phoenix Suns

Managing Partner  
General Manager  
Head Coach  
Assistant Coaches  
VP of Athlete Care/Head Athletic Trainer  
Head Strength & Conditioning Coach/Asst. Athletic Trainer  
Asst. Athletic Trainer/Rehabilitation Coordinator  
Asst. Athletic Trainer/Performance & Recovery Specialist  
Vice President, Basketball Communications  
Managers, Basketball Communications  
Assistant to VP of Basketball Communications  
Radio  
Spanish Radio  
Television  
Home Court  
Colors

Robert Sarver  
Ryan McDonough  
Jeff Hornacek  
Jerry Sichting, Mike Longabardi, Corey Gaines, Earl Watson, Nate Bjorkgren  
Aaron Nelson  
Mike Elliott  
Tom Maystadt  
Adam Annaccone  
Julie Fie  
DC Headley, Cole Mickelson  
Lori Cook  
Arizona Sports 98.7 FM – Al McCoy, Tim Kempton  
KSUN 1400 AM – Ivan Valenzuela, Arturo Ochoa  
Fox Sports Arizona (Cable) – Steve Albert, Eddie Johnson, Ann Meyers Drysdale, Kevin Ray  
Talking Stick Resort Arena (18,055)  
Purple, Orange, Black, Gray and Yellow



### BROOKLYN ALL-TIME RECORD VS. PHOENIX 36-44, (23-17 at Home)

Largest Brooklyn Victory	110-72, 3-27-06 at NJ (38)
Largest Phoenix Victory	129-90, 11-27-99 at Phoenix (39)
Most Points, Brooklyn	157-161 (2OT), 12-7-06 at NJ; 133-129, 11-23-88 at Phoenix
Fewest Points, Brooklyn	74-87, 3-3-04 at Phoenix
Most Points, Phoenix	161-157 (2OT), 12-7-06 at NJ; 133-106, 12-8-94 at NJ
Fewest Points, Phoenix	72-110, 3-27-06 at NJ
Longest Winning Streak, Brooklyn	5 games, 1-13-12 through 3-17-14
Longest Winning Streak, Phoenix	7 games, 12-3-93 through 11-27-96
Nets Last Home Win	3-17-14, 108-95
Nets Last Road Win	11-15-13, 100-98 (OT)
Current Streak	Nets lost 2, last win 3-17-14 (108-95)

### 2015-16 SCHEDULE (ALL TIMES EASTERN)

Dec. 1	PHOENIX	7:30 PM
Feb. 25	@ Phoenix	9:00 PM

### 2014-2015 SEASON SERIES (0-2) BROOKLYN NETS VS. PHOENIX

PLAYER	G-GS	MIN	FG-FGA	PCT	3FG-FGA	PCT	FT-FTA	PCT	OFF	DEF	TOT	AST	PF-DQ	STL	TO	BLK	PTS	AVG	HI
Lopez	2-1	62	12-29	.414	0-0	---	11-13	.846	6	10	16	1	6-0	3	3	2	35	17.5	19
Johnson	2-2	66	12-27	.444	2-7	.286	6-7	.857	2	10	12	5	2-0	2	4	0	32	16.0	21
Teletovic	1-0	33	6-11	.545	4-8	.500	0-0	---	4	3	7	4	5-0	1	2	0	16	16.0	16
Bogdanovic	2-1	62	8-23	.348	5-10	.500	4-4	1.000	2	4	6	0	4-0	1	4	0	25	12.5	14
Garrett	1-1	27	5-8	.625	0-0	---	2-2	1.000	2	8	10	2	3-0	0	2	0	12	12.0	12
Young (TOT)	3-2	89	15-43	.349	2-7	.286	4-6	.667	7	14	21	11	5-0	4	4	1	36	12.0	13
Young (BRK)	1-0	23	3-8	.375	1-3	.333	3-4	.750	0	5	5	1	3-0	1	1	0	10	10.0	10
Williams	2-2	78	7-26	.269	3-10	.300	6-8	.750	0	7	7	14	9-0	2	9	0	23	11.5	14
Jack	2-0	65	5-16	.313	0-1	.000	8-8	1.000	0	5	5	8	7-1	1	8	0	18	9.0	10
Davies (TOT)	1-0	28	2-5	.400	0-1	.000	4-6	.667	2	3	5	3	3-0	1	3	1	8	8.0	8
Brown	1-1	7	3-5	.600	1-2	.500	0-0	---	0	1	1	0	3-0	0	2	0	7	7.0	7
Jefferson	2-0	16	4-6	.667	0-0	---	4-4	1.000	7	6	13	1	2-0	0	2	0	12	6.0	12
Anderson	2-1	40	3-7	.429	1-2	.500	3-5	.600	1	5	6	2	5-0	1	0	0	10	5.0	8
Plumlee	2-1	23	1-5	.200	0-0	---	2-6	.333	2	4	6	0	5-0	2	2	3	4	2.0	3
Gutierrez	1-0	0	0-0	---	0-0	---	0-0	---	0	0	0	0	0-0	0	0	0	0	0.0	0
Kirilenko	1-0	4	0-0	---	0-0	---	0-0	---	0	0	0	0	0-0	0	0	0	0	0.0	0
NETS	2	505	69-171	.404	17-43	.395	49-61	.803	26	68	94	38	54-1	14	39	5	204	102.0	104
SUNS	2	505	78-172	.453	11-50	.220	53-64	.828	24	71	95	39	46-1	23	35	4	220	110.0	112

### 2014-2015 SEASON SERIES (2-0) PHOENIX SUNS VS. BROOKLYN

PLAYER	G-GS	MIN	FG-FGA	PCT	3FG-FGA	PCT	FT-FTA	PCT	OFF	DEF	TOT	AST	PF-DQ	STL	TO	BLK	PTS	AVG	HI
Thomas	1-0	23	6-13	.462	0-3	.000	9-9	1.000	1	3	4	2	3-0	1	3	0	21	21.0	21
G. Dragic	1-1	35	7-15	.467	3-6	.500	1-1	1.000	2	1	3	6	0-0	0	2	0	18	18.0	18
Bledsoe	2-2	61	9-15	.600	2-3	.667	10-13	.769	1	13	14	9	5-0	3	14	0	30	15.0	19
Green	2-0	33	8-19	.421	3-10	.300	11-12	.917	0	5	5	3	4-0	1	4	0	30	15.0	28
Mark. Morris	2-2	75	11-27	.407	1-4	.250	5-6	.833	3	7	10	7	8-1	5	4	0	28	14.0	19
Knight (TOT)	3-3	119	11-48	.229	3-20	.150	13-14	.929	0	13	13	20	4-0	2	5	0	38	12.7	18
Knight (PHO)	1-1	42	4-16	.250	0-5	.000	4-4	1.000	0	5	5	7	2-0	0	0	0	12	12.0	12
Marc. Morris	2-2	64	12-28	.429	1-10	.100	0-0	---	4	7	11	2	6-0	6	1	1	25	12.5	19
Wright (TOT)	2-0	32	7-8	.875	0-0	---	4-4	1.000	1	8	9	1	4-0	3	3	1	18	9.0	14
Wright (PHO)	1-0	25	5-5	1.000	0-0	---	4-4	1.000	1	7	8	0	3-0	2	0	1	14	14.0	14
Tucker	2-0	61	6-10	.600	1-4	.250	4-6	.667	3	6	9	1	7-0	3	3	0	17	8.5	11
Plumlee	1-1	32	4-7	.571	0-0	---	0-0	---	2	8	10	1	3-0	1	1	1	8	8.0	8
Thornton (TOT)	3-0	41	8-22	.364	1-7	.143	2-2	1.000	2	4	6	2	4-0	1	1	1	19	6.3	10
Thornton (PHO)	1-0	12	2-9	.222	0-4	.000	0-0	---	2	1	3	0	0-0	1	1	0	4	4.0	4
Len	2-1	28	3-6	.500	0-0	---	4-7	.571	5	6	11	0	4-0	0	1	0	10	5.0	5
Granger (TOT)	2-1	51	3-12	.250	0-5	.000	1-2	.500	0	4	4	3	4-0	0	1	2	7	3.5	4
Goodwin	1-0	5	1-1	1.000	0-0	---	1-2	.500	0	1	1	0	0-0	0	1	1	3	3.0	3
Price (TOT)	1-0	3	0-1	.000	0-1	.000	0-0	---	0	0	0	2	0-0	0	0	0	0	0.0	0
Tolliver	1-0	9	0-1	.000	0-1	.000	0-0	---	0	1	1	1	1-0	0	0	0	0	0.0	0
SUNS	2	505	78-172	.453	11-50	.220	53-64	.828	24	71	95	39	46-1	23	35	4	220	110.0	112
NETS	2	505	69-171	.404	17-43	.395	49-61	.803	26	68	94	38	54-1	14	39	5	204	102.0	104



# 2015-16 BROOKLYN NETS MEDIA GUIDE

## ALL-TIME SERIES VS. PHOENIX

<u>YEAR</u>	<u>DATE</u>	<u>OPPONENT</u>	<u>SCORE</u>	<u>W/L</u>	<u>YEAR</u>	<u>DATE</u>	<u>OPPONENT</u>	<u>SCORE</u>	<u>W/L</u>
76-77	Nov. 19	at Phoenix	90-88	W	93-94	Mar. 19	at Phoenix	93-105	L
76-77	Dec. 1	PHOENIX	96-106	L	94-95	Nov. 27	at Phoenix	110-115	L
76-77	Mar. 11	PHOENIX	82-73	W	94-95	Dec. 8	PHOENIX	106-133	L
76-77	Apr. 10	at Phoenix	104-128	L	95-96	Feb. 8	at Phoenix	102-107	L
77-78	Jan. 4	PHOENIX	115-83	W	95-96	Mar. 12	PHOENIX	88-98	L
77-78	Jan. 29	at Phoenix	100-131	L	96-97	Nov. 27	at Phoenix	77-99	L
77-78	Mar. 15	PHOENIX	117-98	W	96-97	Jan. 30	PHOENIX	113-101	W
77-78	Apr. 8	at Phoenix	109-120	L	97-98	Nov. 26	at Phoenix	99-111	L
78-79	Jan. 7	PHOENIX	117-112	W	97-98	Feb. 5	PHOENIX	106-94	W
78-79	Jan. 28	at Phoenix	117-114	W	99-00	Nov. 10	PHOENIX	89-104	L
78-79	Feb. 21	PHOENIX	123-112	W	99-00	Nov. 27	at Phoenix	90-129	L
79-80	Dec. 5	PHOENIX	115-100	W	00-01	Nov. 22	at Phoenix	85-97	L
79-80	Feb. 17	at Phoenix	98-128	L	00-01	Dec. 8	PHOENIX	86-84	W
80-81	Dec. 5	at Phoenix	90-88	W	01-02	Dec. 5	PHOENIX	106-87	W
80-81	Jan. 9	PHOENIX	95-112	L	01-02	Mar. 6	at Phoenix	87-89	L
81-82	Jan. 22	at Phoenix	99-97	W	02-03	Nov. 27	at Phoenix	75-82	L
81-82	Mar. 10	PHOENIX	113-105	W	02-03	Dec. 9	PHOENIX	106-93	W
82-83	Nov. 26	at Phoenix	99-110	L	03-04	Dec. 6	PHOENIX	99-88	W
82-83	Jan. 6	PHOENIX	94-93	W	03-04	Mar. 3	at Phoenix	74-87	L
83-84	Nov. 23	at Phoenix	110-108	W	04-05	Nov. 6	Phoenix	80-112	L
83-84	Mar. 14	PHOENIX	108-102	W	04-05	Jan. 23	at Phoenix	105-113	L
84-85	Nov. 14	at Phoenix	86-98	L	05-06	Nov. 25	at Phoenix	81-92	L
84-85	Jan. 4	PHOENIX	105-98	W	05-06	Mar. 27	Phoenix	110-72	W
85-86	Nov. 22	at Phoenix	104-96	W	06-07	Nov. 24	at Phoenix	93-99	L
85-86	Mar. 9	PHOENIX	115-111	W	06-07	Dec. 7	Phoenix	157-161 (2OT)	L
86-87	Nov. 19	at Phoenix	101-111	L	07-08	Jan. 20	at Phoenix	92-116	L
86-87	Jan. 21	PHOENIX	120-114	W	07-08	Mar. 29	PHOENIX	104-110	L
87-88	Nov. 27	at Phoenix	107-113	L	08-09	Nov. 4	PHOENIX	86-114	L
87-88	Jan. 18	PHOENIX	117-113	W	08-09	Nov. 30	at Phoenix	117-109	W
88-89	Nov. 23	at Phoenix	133-129	W	09-10	Jan. 20	at Phoenix	94-118	L
88-89	Dec. 30	PHOENIX	109-116	L	09-10	Mar. 31	PHOENIX	105-116	L
89-90	Jan. 30	at Phoenix	95-120	L	10-11	Jan. 12	at Phoenix	109-118 (OT)	L
89-90	Mar. 30	PHOENIX	119-126	L	10-11	Feb. 28	PHOENIX	103-104 (OT)	L
90-91	Nov. 23	at Phoenix	116-114	W	11-12	Jan. 13	at Phoenix	110-103	W
90-91	Dec. 7	PHOENIX	110-129	L	12-13	Jan. 11	PHOENIX	99-79	W
91-92	Jan. 22	PHOENIX	106-104	W	12-13	Mar. 24	at Phoenix	102-100	W
91-92	Jan. 29	at Phoenix	95-128	L	13-14	Nov. 15	at Phoenix	100-98 (OT)	W
92-93	Dec. 8	PHOENIX	100-105	L	13-14	Mar. 17	PHOENIX	108-95	W
92-93	Mar. 13	at Phoenix	124-93	W	14-15	Nov. 12	at Phoenix	104-112	L
93-94	Dec. 3	PHOENIX	103-104	L	14-15	Mar. 6	PHOENIX	100-108 (OT)	L



# 2015-16 BROOKLYN NETS MEDIA GUIDE

## Portland Trail Blazers

Owner  
President of Basketball Operations  
President & CEO  
Head Coach  
Assistant Coaches  
Director of Player Health & Performance  
Head Athletic Trainer  
Sports Performance Specialists  
Assistant General Managers  
Director of Player Personnel  
Vice President of Basketball Communications  
Basketball Communications Director  
Radio  
Television  
Home Court  
Colors

Paul Allen  
Neil Olshey  
Chris McGowan  
Terry Stotts  
Jay Triano, David Vanterpool, Nate Tibbetts, Dale Osbourne, Jim Moran  
Chris Stackpole  
Geoff Clark  
Todd Forcier, Ben Kenyon  
Bill Branch, Steve Rosenberry  
Joe Cronin  
Jim Taylor  
Collin Romer  
Rip City Radio 620 AM – Brian Wheeler, Antonio Harvey  
KGW (Ch. 8) / Comcast Sports Net (Cable) – Mike Barrett, Mike Rice  
Moda Center (19,441)  
Scarlet, Black and White



### BROOKLYN ALL-TIME RECORD VS. PORTLAND 23-57, (17-23 at Home)

Largest Brooklyn Victory 104-84, 11-7-95 at NJ (20)  
Largest Portland Victory 124-80, 2-26-14- at Portland (44)  
Most Points, Brooklyn 123-113 (OT), 2-20-81 at NJ; 118-105, 12-2-80 at Portland;  
118-106, 12-7-85 at Portland; 118-123, 3-4-97 at Portland  
Fewest Points, Brooklyn 64-60, 11-9-04 at NJ  
Most Points, Portland 131-103, 3-25-77 at NJ  
Fewest Points, Portland 60-64, 11-9-04 at NJ  
Longest Winning Streak, Brooklyn 3 games, 3-20-02 through 12-11-02  
Longest Winning Streak, Portland 11 games, 1-9-87 through 1-31-92  
Nets Last Home Win 4-6-15, 106-96  
Nets Last Road Win 3-27-13, 111-93  
Current Streak Nets won 1, last loss 11-15-14 (87-97)

### 2015-16 SCHEDULE (ALL TIMES EASTERN)

Jan. 15 PORTLAND 7:30 PM  
Feb. 23 @ Portland 10:00 PM

### 2014-2015 SEASON SERIES (1-1) BROOKLYN NETS VS. PORTLAND

PLAYER	G-GS	MIN	FG-FGA	PCT	3FG-FGA	PCT	FT-FTA	PCT	OFF	DEF	TOT	AST	PF-DQ	STL	TO	BLK	PTS	AVG	HI
Lopez	2-2	62	25-42	.595	0-0	---	3-5	.600	5	8	13	2	6-0	3	3	2	53	26.5	32
Williams	2-2	74	14-33	.424	5-9	.556	10-10	1.000	2	6	8	16	4-0	0	2	0	43	21.5	24
Young (TOT)	3-3	120	21-47	.447	0-7	.000	5-7	.714	5	10	15	9	7-0	7	3	3	47	15.7	20
Young (BRK)	1-1	42	9-16	.563	0-0	---	2-3	.667	3	2	5	2	1-0	1	0	1	20	20.0	20
Johnson	2-2	71	10-28	.357	0-5	.000	6-8	.750	3	9	12	11	2-0	1	0	0	26	13.0	20
Garnett	1-1	27	5-8	.625	0-1	.000	2-2	1.000	2	10	12	0	3-0	0	0	0	12	12.0	12
Bogdanovic	2-1	59	6-18	.333	1-8	.125	2-2	1.000	2	5	7	1	0-0	1	3	0	15	7.5	15
Jack	2-0	37	5-15	.333	1-4	.250	2-2	1.000	0	5	5	2	3-0	1	2	0	13	6.5	10
Plumlee	2-0	34	1-6	.167	0-0	---	3-4	.750	2	9	11	1	4-0	4	2	1	5	2.5	4
Brown	1-1	26	0-4	.000	0-1	.000	2-2	1.000	0	5	5	1	3-0	1	0	1	2	2.0	2
Davies (TOT)	1-1	14	1-3	.333	0-1	.000	0-0	---	2	3	5	1	6-1	0	0	0	2	2.0	2
Jordan	1-0	7	0-0	---	0-0	---	2-2	1.000	2	1	3	1	1-0	0	0	1	2	2.0	2
Teletovic	1-0	14	1-7	.143	0-4	.000	0-0	---	2	2	4	1	4-0	0	0	0	2	2.0	2
Anderson	1-0	13	0-1	.000	0-1	.000	0-0	---	1	1	2	0	1-0	1	2	0	0	0.0	0
Clark	1-0	6	0-0	---	0-0	---	0-0	---	0	1	1	0	2-0	0	0	1	0	0.0	0
Gutierrez	1-0	3	0-2	.000	0-0	---	0-0	---	0	0	0	0	1-0	0	1	0	0	0.0	0
Jefferson	1-0	0	0-0	---	0-0	---	0-0	---	0	0	0	0	0-0	0	0	0	0	0.0	0
Morris	1-0	4	0-0	---	0-0	---	0-0	---	0	1	1	2	0-0	0	0	0	0	0.0	0
NETS	2	480	76-180	.422	7-33	.212	34-40	.850	24	65	89	40	35-0	13	16	7	193	96.5	106
TRAIL BLAZERS	2	480	72-165	.436	22-52	.423	27-36	.750	24	73	97	43	37-0	10	29	6	193	96.5	97

### 2014-2015 SEASON SERIES (1-1) PORTLAND TRAIL BLAZERS VS. BROOKLYN

PLAYER	G-GS	MIN	FG-FGA	PCT	3FG-FGA	PCT	FT-FTA	PCT	OFF	DEF	TOT	AST	PF-DQ	STL	TO	BLK	PTS	AVG	HI
Lillard	2-2	77	22-40	.550	10-17	.588	10-11	.909	1	8	9	12	4-0	0	6	1	64	32.0	36
Kaman	1-0	18	3-11	.273	0-0	---	6-9	.667	1	4	5	0	2-0	0	1	0	12	12.0	12
Leonard	2-2	67	11-20	.550	2-6	.333	0-0	---	5	22	27	5	8-0	2	3	0	24	12.0	17
Afflalo (TOT)	2-2	78	8-21	.381	4-11	.364	1-2	.500	2	12	14	4	4-0	0	4	0	21	10.5	11
Afflalo (POR)	1-1	37	4-11	.364	2-5	.400	0-0	---	0	5	5	1	4-0	0	1	0	10	10.0	10
Matthews	1-1	33	3-13	.231	2-7	.286	2-2	1.000	1	4	5	3	3-0	0	2	1	10	10.0	10
Lopez	2-2	62	9-20	.450	0-0	---	0-0	---	5	9	14	4	4-0	1	3	3	18	9.0	10
McCollum	2-1	45	7-16	.438	2-4	.500	2-6	.333	1	7	8	3	3-0	2	2	0	18	9.0	15
Barton	1-0	15	4-7	.571	0-0	---	0-0	---	0	3	3	0	0-0	0	1	0	8	8.0	8
Crabbe	2-1	47	4-12	.333	3-8	.375	3-4	.750	1	3	4	2	3-0	1	0	0	14	7.0	8
Blake	2-0	35	2-6	.333	1-4	.250	2-2	1.000	1	2	3	11	1-0	4	2	0	7	3.5	7
Freeland	2-0	32	2-6	.333	0-0	---	2-2	1.000	7	4	11	1	5-0	0	4	1	6	3.0	4
Frazier (TOT)	1-0	1	1-1	1.000	0-0	---	0-0	---	0	0	0	0	0-0	0	0	0	2	2.0	2
Frazier (POR)	1-0	1	1-1	1.000	0-0	---	0-0	---	0	0	0	0	0-0	0	0	0	2	2.0	2
Gee (TOT)	2-0	28	0-3	.000	0-1	.000	2-2	1.000	1	5	6	1	1-0	0	3	0	2	1.0	2
Gee (POR)	1-0	12	0-2	.000	0-1	.000	0-0	---	1	2	3	1	0-0	0	1	0	0	0.0	0
TRAIL BLAZERS	2	480	72-165	.436	22-52	.423	27-36	.750	24	73	97	43	37-0	10	29	6	193	96.5	97
NETS	2	480	76-180	.422	7-33	.212	34-40	.850	24	65	89	40	35-0	13	16	7	193	96.5	106



# 2015-16 BROOKLYN NETS MEDIA GUIDE

## ALL-TIME SERIES VS. PORTLAND

<u>YEAR</u>	<u>DATE</u>	<u>OPPONENT</u>	<u>SCORE</u>	<u>W/L</u>
76-77	Oct. 23	at Portland	104-114	L
76-77	Jan. 19	PORTLAND	94-109	L
76-77	Mar. 25	PORTLAND	103-131	L
77-78	Nov. 26	at Portland	102-114	L
77-78	Jan. 18	PORTLAND	101-127	L
77-78	Jan. 26	at Portland	77-112	L
78-79	Nov. 10	PORTLAND	91-86	W
78-79	Feb. 2	at Portland	100-117	L
78-79	Feb. 23	PORTLAND	110-99	W
78-79	Mar. 17	at Portland	113-124	L
79-80	Dec. 21	at Portland	97-100	L
79-80	Jan. 11	PORTLAND	107-128	L
80-81	Dec. 2	at Portland	118-105	W
80-81	Feb. 20	PORTLAND	123-113 (OT)	W
81-82	Nov. 20	at Portland	86-106	L
81-82	Feb. 26	PORTLAND	110-106	W
82-83	Nov. 19	at Portland	108-118	L
82-83	Mar. 13	PORTLAND	109-94	W
83-84	Dec. 3	PORTLAND	122-128 (OT)	L
83-84	Dec. 15	at Portland	105-118	L
84-85	Nov. 20	at Portland	107-117 (OT)	L
84-85	Mar. 8	PORTLAND	110-128	L
85-86	Nov. 19	at Portland	108-102	W
85-86	Dec. 7	PORTLAND	118-106	W
86-87	Jan. 9	PORTLAND	120-127 (OT)	L
86-87	Jan. 30	at Portland	107-125	L
87-88	Nov. 29	at Portland	104-125	L
87-88	Feb. 23	PORTLAND	102-114	L
88-89	Nov. 20	at Portland	106-117	L
88-89	Dec. 6	PORTLAND	93-97	L
89-90	Nov. 24	at Portland	99-125	L
89-90	Jan. 14	PORTLAND	90-99	L
90-91	Jan. 13	PORTLAND	103-116	L
90-91	Feb. 4	at Portland	102-117	L
91-92	Jan. 31	at Portland	108-113	L
91-92	Feb. 27	PORTLAND	98-96	W
92-93	Feb. 26	PORTLAND	91-102	L
92-93	Mar. 15	at Portland	94-110	L
93-94	Jan. 25	at Portland	117-122	L
93-94	Apr. 3	PORTLAND	105-109	L
94-95	Jan. 30	at Portland	99-98	W
94-95	Mar. 30	PORTLAND	103-106	L
95-96	Nov. 7	PORTLAND	104-84	W
95-96	Nov. 24	at Portland	87-99	L
96-97	Nov. 15	PORTLAND	85-93	L
96-97	Mar. 4	at Portland	118-123	L
97-98	Nov. 22	PORTLAND	93-87	W
97-98	Feb. 3	at Portland	97-98	L
98-99	Feb. 24	PORTLAND	85-94	L
99-00	Jan. 24	at Portland	87-101	L
99-00	Mar. 8	PORTLAND	115-103	W
00-01	Nov. 13	PORTLAND	82-94	L
00-01	Nov. 25	at Portland	84-86	L
01-02	Mar. 8	at Portland	73-82	L
01-02	Mar. 20	PORTLAND	97-82	W
02-03	Nov. 30	at Portland	93-86	W
02-03	Dec. 11	PORTLAND	105-104	W
03-04	Nov. 28	at Portland	93-97	L
03-04	Dec. 29	PORTLAND	87-91	L
04-05	Nov. 9	Portland	64-60	W
04-05	Nov. 28	at Portland	71-83	L
05-06	Jan. 27	at Portland	83-88	L
05-06	Mar. 15	Portland	78-65	W
06-07	Nov. 13	Portland	68-86	L
06-07	Nov. 22	at Portland	97-100	L
07-08	Nov. 21	at Portland	106-101	W
07-08	Jan. 14	PORTLAND	73-99	L
08-09	Jan. 15	PORTLAND	99-105	L
08-09	Mar. 13	at Portland	100-109	L
09-10	Nov. 25	at Portland	93-83	L
09-10	Feb. 23	PORTLAND	93-102	L
10-11	Nov. 28	PORTLAND	98-96	W
10-11	Jan. 15	at Portland	89-96	L
11-12	Apr. 4	at Portland	101-88	L
12-13	Nov. 25	PORTLAND	98-85	W
12-13	Mar. 27	at Portland	111-93	W
13-14	Nov. 18	PORTLAND	98-108	L
13-14	Feb. 26	at Portland	80-124	L
14-15	Nov. 15	At Portland	87-97	L
14-15	Apr. 6	PORTLAND	106-96	W





# 2015-16 BROOKLYN NETS MEDIA GUIDE

## Sacramento Kings

Owner	Vivek Ranadive
Vice President of Basketball Operations & General Manager	Vlade Divac
President	Chris Granger
President, Business Operations	Matina Kolokotronis
Chief Financial Officer	John Rinehart
Assistant General Manager	Mike Bratz
Vice President of Basketball Strategy and Data Science	Roland Beech
Director of Player Personnel and Development	Peja Stojakovic
Head Coach	George Karl
Assistant Coaches	Chad Iske, John Welch, Corliss Williamson, Vance Walberg, Anthony Carter, Nancy Lieberman
Director of Sports Science	Chip Schaefer
Director of Sports Medicine	Pete Youngman
Head Athletic Trainer	Manny Romero
Assistant Strength & Conditioning Coach	Ramsey Nijem
Director, Media Relations	Chris Clark
Director, Basketball Information	Darryl Arata
Coordinator, Media Relations	Rahsaan Gethers
Radio	KHTK 1140 (1140 AM) – Gary Gerould
Television	Comcast SportsNet (cable) – Grant Napear, Jerry Reynolds, Kayte Christensen
Home Court	Sleep Train Arena (17.317)
Colors	Purple, Black and Silver



### BROOKLYN ALL-TIME RECORD VS. SACRAMENTO 36-45, (26-14 at Home)

Largest Brooklyn Victory	117-83, 2-4-02 at NJ (34)
Largest Sacramento Victory	118-82, 1-9-03 at NJ (36)
Most Points, Brooklyn	132-102, 11-14-93 at NJ
Fewest Points, Brooklyn	79-95, 12-17-00 at NJ
Most Points, Sacramento	137-126, 12-29-78 at NJ
Fewest Points, Sacramento	73-87, 11-30-97 at Sacramento
Longest Winning Streak, Brooklyn	3 games, 11-28-92 through 11-14-93; 3 games, 3-31-12 through 1-5-13; 3-9-14 through present
Longest Winning Streak, Sacramento	5 games, 12-16-76 through 12-3-77 and 12-15-82 through 3-5-85
Nets Last Home Win	12-29-14, 107-99
Nets Last Road Win	1-21-15, 103-100
Current Streak	Nets won 3, last loss 11-13-13 (86-107)

2015-16 SCHEDULE (ALL TIMES EASTERN)		
Nov. 13	@ Sacramento	10:00 PM
Feb. 5	SACRAMENTO	7:30 PM

### 2014-2015 SEASON SERIES (2-0) BROOKLYN NETS VS. SACRAMENTO

PLAYER	G-GS	MIN	FG-FGA	PCT	3FG-FGA	PCT	FT-FTA	PCT	OFF	DEF	TOT	AST	PF-DQ	STL	TO	BLK	PTS	AVG	HI
Lopez	2-0	49	13-25	.520	0-1	.000	7-8	.875	4	8	12	3	9-0	1	3	6	33	16.5	22
Jack	2-2	70	9-22	.409	2-5	.400	12-15	.800	1	6	7	10	4-0	3	6	0	32	16.0	16
Johnson	2-2	71	12-28	.429	3-10	.300	5-6	.833	5	5	10	10	3-0	2	0	0	32	16.0	16
Plumlee	2-2	44	9-10	.900	0-0	---	10-17	.588	3	1	4	3	6-0	4	5	1	28	14.0	22
Anderson	2-0	55	5-11	.455	2-4	.500	8-11	.727	2	6	8	5	3-0	2	1	1	20	10.0	14
Young (TOT)	1-1	25	4-8	.500	0-2	.000	1-2	.500	1	2	3	4	4-0	2	0	2	9	9.0	9
Teletovic	2-0	50	6-16	.375	4-9	.444	0-0	---	2	12	14	1	6-0	0	4	1	16	8.0	11
Bogdanovic	2-1	37	5-13	.385	0-4	.000	4-4	1.000	1	4	5	1	2-0	1	3	0	14	7.0	10
Garnett	2-2	35	7-13	.538	0-0	---	0-0	---	1	12	13	2	6-0	4	0	0	14	7.0	10
Morris	1-0	13	3-6	.500	0-2	.000	1-2	.500	1	1	2	1	0-0	0	0	0	7	7.0	7
Williams	1-0	17	2-6	.333	0-2	.000	2-2	1.000	0	0	0	3	0-0	0	0	0	6	6.0	6
Karasev	1-1	30	1-5	.200	1-3	.333	2-4	.500	3	2	5	3	1-0	2	1	0	5	5.0	5
Brown	1-0	5	1-3	.333	1-1	1.000	0-0	---	0	2	2	0	0-0	0	0	0	3	3.0	3
Jordan	1-0	2	0-1	.000	0-0	---	0-0	---	1	0	1	0	2-0	0	0	0	0	0.0	0
NETS	2	480	73-159	.459	13-41	.317	51-69	.739	24	59	83	42	42-0	19	24	9	210	105.0	107
KINGS	2	480	76-160	.475	14-38	.368	33-44	.750	21	65	86	44	45-0	10	35	5	199	99.5	100

### 2014-2015 SEASON SERIES (0-2) SACRAMENTO KINGS VS. BROOKLYN

PLAYER	G-GS	MIN	FG-FGA	PCT	3FG-FGA	PCT	FT-FTA	PCT	OFF	DEF	TOT	AST	PF-DQ	STL	TO	BLK	PTS	AVG	HI
Cousins	2-2	78	19-36	.528	0-0	---	14-20	.700	9	18	27	7	7-0	3	7	2	52	26.0	28
Gay	2-2	80	19-40	.475	2-7	.286	10-10	1.000	5	12	17	11	5-0	3	2	1	50	25.0	25
Collison	2-2	68	11-20	.550	4-9	.444	6-7	.857	1	4	5	13	9-0	2	7	0	32	16.0	16
McLemore	2-2	69	7-19	.368	5-14	.357	1-2	.500	0	7	7	5	6-0	1	3	0	20	10.0	11
Casspi	2-0	39	6-13	.462	1-2	.500	0-2	.000	2	8	10	2	2-0	0	2	0	13	6.5	10
Landry	1-0	12	3-3	1.000	0-0	---	0-0	---	0	1	1	0	1-0	0	0	0	6	6.0	6
Stauskas	2-0	24	3-5	.600	2-2	1.000	0-0	---	0	0	0	1	4-0	0	1	0	8	4.0	8
Thompson	2-2	35	4-6	.667	0-0	---	0-0	---	2	1	3	0	7-0	0	3	1	8	4.0	4
Williams	2-0	20	3-7	.429	0-1	.000	2-3	.667	0	1	1	0	0-0	1	1	0	8	4.0	6
A. Miller (TOT)	3-0	47	3-7	.429	0-1	.000	2-2	1.000	0	3	3	12	3-0	1	4	1	8	2.7	4
Sessions	1-0	22	1-4	.250	0-0	---	0-0	---	0	4	4	4	2-0	0	2	0	2	2.0	2
Evans	2-0	11	0-2	.000	0-0	---	0-0	---	2	4	6	0	1-0	0	3	0	0	0.0	0
Hollins	1-0	7	0-0	---	0-0	---	0-0	---	0	1	1	0	1-0	0	1	1	0	0.0	0
McCallum	2-0	17	0-5	.000	0-3	.000	0-0	---	0	4	4	1	0-0	0	3	0	0	0.0	0
KINGS	2	480	76-160	.475	14-38	.368	33-44	.750	21	65	86	44	45-0	10	35	5	199	99.5	100
NETS	2	480	73-159	.459	13-41	.317	51-69	.739	24	59	83	42	42-0	19	24	9	210	105.0	107



# 2015-16 BROOKLYN NETS MEDIA GUIDE

## ALL-TIME SERIES VS. SACRAMENTO

YEAR	DATE	OPPONENT	SCORE	W/L	YEAR	DATE	OPPONENT	SCORE	W/L
76-77	Dec. 16	at Kansas City	90-100	L	93-94	Mar. 16	at Sacramento	111-132	L
76-77	Jan. 20	at Kansas City	92-123	L	94-95	Nov. 23	at Sacramento	103-98	W
76-77	Mar. 2	KANSAS CITY	100-112	L	94-95	Dec. 3	SACRAMENTO	89-94	L
76-77	Mar. 23	KANSAS CITY	96-107	L	95-96	Nov. 11	SACRAMENTO	86-84	W
77-78	Dec. 3	at Kansas City	115-118 (OT)	L	95-96	Nov. 26	at Sacramento	92-99	L
77-78	Dec. 9	KANSAS CITY	122-114	W	96-97	Feb. 25	SACRAMENTO	97-90	W
77-78	Jan. 22	KANSAS CITY	97-105	L	96-97	Mar. 3	at Sacramento	95-108	L
77-78	Mar. 8	at Kansas City	123-121	W	97-98	Nov. 30	at Sacramento	87-73	W
78-79	Nov. 18	at Kansas City	100-114	L	97-98	Feb. 26	SACRAMENTO	102-99	W
78-79	Dec. 29	KANSAS CITY	126-137	L	99-00	Nov. 23	at Sacramento	92-105	L
78-79	Feb. 13	KANSAS CITY	111-102	W	99-00	Dec. 6	SACRAMENTO	109-95	W
78-79	Apr. 6	at Kansas City	114-117 (OT)	L	00-01	Dec. 17	SACRAMENTO	79-95	L
79-80	Nov. 4	KANSAS CITY	101-98	W	00-01	Jan. 23	at Sacramento	104-130	L
79-80	Jan. 13	at Kansas City	101-120	L	01-02	Nov. 24	at Sacramento	97-98	L
80-81	Nov. 26	at Kansas City	100-118	L	01-02	Feb. 4	SACRAMENTO	117-83	W
80-81	Dec. 28	KANSAS CITY	99-102	L	02-03	Jan. 9	SACRAMENTO	82-118	L
81-82	Nov. 14	KANSAS CITY	103-92	W	02-03	Jan. 21	at Sacramento	102-109	L
81-82	Jan. 15	at Kansas City	104-114	L	03-04	Nov. 30	at Sacramento	92-105	L
82-83	Nov. 30	KANSAS CITY	112-103	W	03-04	Mar. 16	SACRAMENTO	94-77	W
82-83	Dec. 15	at Kansas City	118-119	L	04-05	Jan. 25	at Sacramento	93-113	L
83-84	Jan. 24	at Kansas City	104-113	L	04-05	Feb. 16	Sacramento	96-85	W
83-84	Feb. 3	KANSAS CITY	112-114	L	05-06	Nov. 23	at Sacramento	105-114	L
84-85	Nov. 9	KANSAS CITY	99-101	L	05-06	Mar. 6	Sacramento	84-109	L
84-85	Mar. 5	at Kansas City	113-134	L	06-07	Jan. 22	at Sacramento	87-88	L
85-86	Nov. 24	at Sacramento	118-103	W	06-07	Feb. 23	Sacramento	109-96	W
85-86	Dec. 10	SACRAMENTO	106-100	W	07-08	Dec. 18	SACRAMENTO	100-79	W
86-87	Dec. 9	SACRAMENTO	107-120	L	07-08	Jan. 22	at Sacramento	94-128	L
86-87	Jan. 27	at Sacramento	115-118	L	08-09	Nov. 26	at Sacramento	116-114 (OT)	W
87-88	Nov. 26	at Sacramento	102-110	L	08-09	Jan. 5	SACRAMENTO	98-90	W
87-88	Jan. 14	SACRAMENTO	90-87	W	09-10	Nov. 27	at Sacramento	96-109	L
88-89	Nov. 26	at Sacramento	98-97	W	09-10	Mar. 24	SACRAMENTO	93-79	W
88-89	Jan. 26	SACRAMENTO	109-112	L	10-11	Oct. 29	SACRAMENTO	106-100	W
89-90	Nov. 25	at Sacramento	98-112	L	10-11	Nov. 19	at Sacramento	81-86	L
89-90	Mar. 5	SACRAMENTO	128-111	W	11-12	Mar. 31	at Sacramento	111-99	W
90-91	Jan. 28	at Sacramento	83-101	L	12-13	Nov. 18	at Sacramento	99-90	W
90-91	Feb. 19	SACRAMENTO	97-83	W	12-13	Jan. 5	SACRAMENTO	113-93	W
91-92	Nov. 19	SACRAMENTO	122-118	W	13-14	Nov. 13	at Sacramento	86-107	L
91-92	Jan. 28	at Sacramento	118-124	L	13-14	Mar. 9	SACRAMENTO	104-89	W
92-93	Nov. 28	at Sacramento	94-89	W	14-15	Dec. 29	SACRAMENTO	107-99	W
92-93	Dec. 20	SACRAMENTO	104-98	W	14-15	Jan. 21	at Sacramento	103-100	W
93-94	Nov. 14	SACRAMENTO	132-102	W					



# 2015-16 BROOKLYN NETS MEDIA GUIDE

## San Antonio Spurs

Chairman & CEO  
President of Business Operations  
President of Basketball Operations/Head Coach  
President of Sports Franchises/General Manager  
Assistant General Managers  
Assistant Coaches  
Director of Basketball Administration & Legal Affairs  
Director of Basketball Operations  
Director of Medical Systems  
Director of Rehabilitation  
Head Athletic Trainer  
Assistant Athletic Trainer  
Applied Sports Scientist  
Athletic Performance Coordinator  
Senior Director of Communications  
Basketball Communications Manager  
Basketball Communications Coordinator  
Radio  
Spanish Radio  
Television  
Home Court  
Colors

Peter M. Holt  
Rick Pych  
Gregg Popovich  
R.C. Buford  
Scott Layden, Sean Marks  
Ettore Messina, Ime Udoka, James Borrego, Becky Hammon, Chip Engelland, Chad Forcier  
Brandon James  
Andy Birdsong  
Phil Coles  
Marilyn Adams  
Will Sevensing  
Paul West  
Xavi Schelling  
Anthony Falsone  
Tom James  
Kris Davis  
Jordan Howenstine  
WOAI (1200 AM) – Bill Schoening  
KCOR (1350 AM) – Paul Castro  
KENS (Ch. 5), KMYS (Ch. 35), FOX Sports Southwest (Ch. 36) – Bill Land, Sean Elliott, Andrew Monaco  
AT&T Center (18,460)  
Black, Silver and White



### BROOKLYN ALL-TIME RECORD VS. SAN ANTONIO 21-64, (17-26 at Home)

Largest Brooklyn Victory	99-73, 11-7-93 at San Antonio (26)
Largest San Antonio Victory	151-110, 11-25-78 at San Antonio (41)
Most Points, Brooklyn	129-123, 2-24-80 at NJ
Fewest Points, Brooklyn	70-81, 3-4-08 at San Antonio
Most Points, San Antonio	151-110, 11-25-78 at San Antonio
Fewest Points, San Antonio	73-99, 11-7-93 at San Antonio
Longest Winning Streak, Brooklyn	3 games, 1-7-97 through 1-19-98 and 1-14-02 through 1-13-02
Longest Winning Streak, San Antonio	14 games, 3-6-03 through 1-10-10
Nets Last Home Win	12-3-14, 95-93 (OT)
Nets Last Road Win	1-22-02, 92-86
Current Streak	Nets won 1, last loss 11-22-14 (87-99)

### 2015-16 SCHEDULE (ALL TIMES EASTERN)

Oct. 30	@ San Antonio	8:30 PM
Jan. 11	SAN ANTONIO	7:30 PM

### 2014-2015 SEASON SERIES (1-1) BROOKLYN NETS VS. SAN ANTONIO

PLAYER	G-GS	MIN	FG-FGA	PCT	3FG-FGA	PCT	FT-FTA	PCT	OFF	DEF	TOT	AST	PF-DQ	STL	TO	BLK	PTS	AVG	HI
Teletovic	2-2	77	17-27	.630	9-15	.600	5-6	.833	2	21	23	3	3-0	0	3	0	48	24.0	26
Williams	2-2	76	16-36	.444	4-9	.444	5-6	.833	1	7	8	16	5-0	2	5	2	41	20.5	24
Lopez	2-2	70	9-25	.360	0-0	---	4-4	1.000	5	15	20	4	4-0	0	2	3	22	11.0	16
Johnson	2-2	78	9-32	.281	2-8	.250	0-0	---	5	4	9	7	3-0	1	2	1	20	10.0	12
Young (TOT)	2-2	48	7-16	.438	0-1	.000	4-6	.667	0	6	6	6	4-0	5	1	1	18	9.0	14
Bogdanovic	2-2	59	5-17	.294	2-9	.222	4-4	1.000	1	9	10	1	1-0	0	2	0	16	8.0	14
Jack	2-0	53	6-17	.353	0-1	.000	2-2	1.000	1	6	7	8	2-0	1	4	1	14	7.0	8
Davies (TOT)	2-2	36	3-11	.273	0-2	.000	2-3	.667	1	5	6	7	2-0	1	0	0	8	4.0	8
Jordan	2-0	21	3-4	.750	0-0	---	1-1	1.000	1	6	7	0	0-0	1	0	0	7	3.5	5
Brown	1-0	3	1-2	.500	1-1	1.000	0-0	---	0	0	0	0	0-0	0	0	0	3	3.0	3
Plumlee	2-0	18	2-7	.286	0-0	---	1-5	.200	2	2	4	0	2-0	0	1	0	5	2.5	3
Anderson	2-0	38	2-11	.182	0-2	.000	0-0	---	4	4	8	1	2-0	2	2	0	4	2.0	2
Jefferson	1-0	8	1-2	.500	0-0	---	0-0	---	0	0	0	1	1-0	0	0	0	2	2.0	2
Gutierrez	1-0	3	0-0	---	0-0	---	0-0	---	0	2	2	1	0-0	0	0	0	0	0.0	0
Karasev	1-0	3	0-1	.000	0-1	.000	0-0	---	0	0	0	2	1-0	0	0	0	0	0.0	0
NETS	2	505	71-181	.392	18-46	.391	22-28	.786	22	76	98	44	24-0	7	22	7	182	91.0	95
SPURS	2	505	77-180	.428	20-53	.377	18-23	.783	24	82	106	52	28-0	12	23	15	192	96.0	99

### 2014-2015 SEASON SERIES (1-1) SAN ANTONIO SPURS VS. BROOKLYN

PLAYER	G-GS	MIN	FG-FGA	PCT	3FG-FGA	PCT	FT-FTA	PCT	OFF	DEF	TOT	AST	PF-DQ	STL	TO	BLK	PTS	AVG	HI
D. Green	2-1	67	15-24	.625	11-18	.611	0-0	---	2	15	17	4	4-0	2	2	6	41	20.5	21
Leonard	2-2	76	13-35	.371	1-4	.250	6-8	.750	5	17	22	2	0-0	2	4	0	33	16.5	21
Parker	2-2	68	13-26	.500	2-4	.500	3-3	1.000	0	3	3	13	2-0	1	6	0	31	15.5	22
Duncan	2-2	62	8-23	.348	0-1	.000	5-6	.833	9	18	27	8	4-0	3	2	7	21	10.5	14
Ginobili	2-0	53	8-15	.533	3-8	.375	1-2	.500	1	8	9	9	3-0	1	2	1	20	10.0	15
Baynes	2-0	37	6-13	.462	0-0	---	2-2	1.000	4	8	12	2	4-0	2	1	0	14	7.0	10
Bonner	1-0	21	3-10	.300	1-6	.167	0-0	---	1	0	1	0	1-0	0	0	0	7	7.0	7
Joseph	1-0	24	3-8	.375	0-0	---	1-2	.500	1	2	3	3	3-0	0	0	0	7	7.0	7
Diaw	2-2	55	5-15	.333	0-4	.000	0-0	---	1	4	5	6	4-0	0	3	0	10	5.0	10
Daye	1-0	13	1-6	.167	1-4	.250	0-0	---	0	3	3	0	0-0	0	1	1	3	3.0	3
Belinelli	2-1	25	2-5	.400	1-4	.250	0-0	---	0	4	4	4	2-0	1	1	0	5	2.5	5
Anderson	1-0	3	0-0	---	0-0	---	0-0	---	0	0	0	1	0-0	0	0	0	0	0.0	0
Ayres	1-0	3	0-0	---	0-0	---	0-0	---	0	0	0	0	1-0	0	0	0	0	0.0	0
SPURS	2	505	77-180	.428	20-53	.377	18-23	.783	24	82	106	52	28-0	12	23	15	192	96.0	99
NETS	2	505	71-181	.392	18-46	.391	22-28	.786	22	76	98	44	24-0	7	22	7	182	91.0	95



# 2015-16 BROOKLYN NETS MEDIA GUIDE

## ALL-TIME SERIES VS. SAN ANTONIO

YEAR	DATE	OPPONENT	SCORE	W/L
76-77	Nov. 11	at San Antonio	104-108	L
76-77	Nov. 24	SAN ANTONIO	99-91	W
76-77	Mar. 4	SAN ANTONIO	121-135	L
76-77	Mar. 15	at San Antonio	108-118	L
77-78	Nov. 23	at San Antonio	119-132	L
77-78	Dec. 7	SAN ANTONIO	122-125	L
77-78	Jan. 6	SAN ANTONIO	105-110	L
77-78	Mar. 6	at San Antonio	98-129	L
78-79	Nov. 25	at San Antonio	110-151	L
78-79	Jan. 5	SAN ANTONIO	104-110	L
78-79	Mar. 6	SAN ANTONIO	99-103	L
78-79	Apr. 4	at San Antonio	103-110	L
79-80	Nov. 6	at San Antonio	95-108	L
79-80	Nov. 18	SAN ANTONIO	107-105	W
79-80	Jan. 15	at San Antonio	119-123	L
79-80	Feb. 5	at San Antonio	123-115	W
79-80	Feb. 24	SAN ANTONIO	129-123	W
79-80	Mar. 16	SAN ANTONIO	107-120	L
80-81	Nov. 19	SAN ANTONIO	104-112 (OT)	L
80-81	Jan. 29	at San Antonio	108-122	L
81-82	Nov. 27	at San Antonio	86-114	L
81-82	Mar. 17	SAN ANTONIO	93-90	W
82-83	Dec. 10	SAN ANTONIO	102-114	L
82-83	Jan. 29	at San Antonio	109-120	L
83-84	Nov. 19	at San Antonio	100-109	L
83-84	Feb. 15	SAN ANTONIO	108-114	L
84-85	Dec. 21	SAN ANTONIO	116-122	L
84-85	Jan. 29	at San Antonio	127-130	L
85-86	Nov. 11	at San Antonio	104-111	L
85-86	Feb. 28	SAN ANTONIO	113-110	W
86-87	Nov. 5	SAN ANTONIO	103-112	L
86-87	Nov. 25	at San Antonio	99-117	L
87-88	Dec. 15	SAN ANTONIO	104-98	W
87-88	Feb. 2	at San Antonio	106-118	L
88-89	Jan. 17	SAN ANTONIO	117-112	W
88-89	Mar. 9	at San Antonio	98-112	L
89-90	Nov. 18	SAN ANTONIO	95-110	L
89-90	Dec. 9	at San Antonio	92-109	L
90-91	Jan. 4	SAN ANTONIO	89-93	L
90-91	Mar. 7	at San Antonio	99-111	L
91-92	Nov. 27	at San Antonio	100-106	L
91-92	Mar. 30	SAN ANTONIO	117-109	W
92-93	Dec. 4	SAN ANTONIO	108-103 (OT)	W
92-93	Feb. 2	at San Antonio	93-111	L
93-94	Nov. 7	at San Antonio	99-73	W
93-94	Feb. 6	SAN ANTONIO	102-104 (OT)	L
94-95	Nov. 7	at San Antonio	96-105	L
94-95	Mar. 22	SAN ANTONIO	85-102	L
95-96	Mar. 8	at San Antonio	100-115	L
95-96	Mar. 25	SAN ANTONIO	88-95	L
96-97	Jan. 7	SAN ANTONIO	90-74	W
96-97	Jan. 22	at San Antonio	103-95	W
97-98	Jan. 19	SAN ANTONIO	95-84	W
97-98	Mar. 10	at San Antonio	78-79	L
99-00	Dec. 2	SAN ANTONIO	94-96	L
99-00	Mar. 6	at San Antonio	104-106	L
00-01	Feb. 8	SAN ANTONIO	99-97	W
00-01	Mar. 16	at San Antonio	86-95	L
01-02	Jan. 14	SAN ANTONIO	99-97	W
01-02	Jan. 22	at San Antonio	92-86	W
02-03	Nov. 13	SAN ANTONIO	91-82	W
02-03	Mar. 6	at San Antonio	78-92	L
03-04	Nov. 12	SAN ANTONIO	71-85	L
03-04	Jan. 21	at San Antonio	76-99	L
04-05	Feb. 11	San Antonio	91-101	L
04-05	Mar. 8	at San Antonio	74-90	L
05-06	Jan. 10	at San Antonio	91-96	L
05-06	Feb. 10	San Antonio	73-83	L
06-07	Feb. 13	San Antonio	82-107	L
06-07	Mar. 10	at San Antonio	77-93	L
07-08	Mar. 2	SAN ANTONIO	83-93	L
07-08	Mar. 4	at San Antonio	70-91	L
08-09	Jan. 23	at San Antonio	91-94	L
08-09	Feb. 10	SAN ANTONIO	93-108	L
09-10	Jan. 10	at San Antonio	85-97	L
09-10	Mar. 29	SAN ANTONIO	90-84	W
10-11	Feb. 14	SAN ANTONIO	85-102	L
10-11	Feb. 25	at San Antonio	96-106	L
11-12	Feb. 11	SAN ANTONIO	103-89	L
12-13	Dec. 31	at San Antonio	73-104	L
12-13	Feb. 10	SAN ANTONIO	86-111	L
13-14	Dec. 31	At San Antonio	92-113	L
13-14	Feb. 6	SAN ANTONIO	103-89	W
14-15	Nov. 22	at San Antonio	87-99	L
14-15	Dec. 3	SAN ANTONIO	95-93 (OT)	W





# 2015-16 BROOKLYN NETS MEDIA GUIDE

## Toronto Raptors

Chairman of the Board & NBA Governor  
President & General Manager, Alternate NBA Governor  
Head Coach  
Assistant Coaches  
Assistant Coach/Player Development  
Assistant Coach/Director of Sports Science  
Head Athletic Trainer  
Strength & Conditioning Coach  
Director, Media Relations  
Manager, Media Relations  
Coordinator, Media Relations  
Television  
Radio  
Home Court  
Team Colors

Lawrence M. Tanenbaum, O.C.  
Masai Ujiri  
Dwane Casey  
Rex Kalamian, Andy Greer, Nick Nurse, Jerry Stackhouse  
Jama Mahlalela  
Alex McKechnie  
Scott McCullough  
Jon Lee  
Jim LaBumard  
Roven Yau  
Phil Summers  
TSN, TSN 2, Sportsnet, Sportsnet ONE, Sportsnet 360 – Matt Devlin, Leo Rautins, Jack Armstrong  
TSN Radio 1050 (1050 AM), Sportsnet 590 (590 AM) – Paul Jones, Eric Smith, Sherman Hamilton  
Air Canada Centre (19,800)  
Red, Black and Silver



### BROOKLYN ALL-TIME RECORD VS. TORONTO 39-38, (24-14 at Home)

Largest Brooklyn Victory	108-83, 1-15-96 at NJ (25)
Largest Toronto Victory	106-69, 11-2-07 at NJ (37)
Most Points, Brooklyn	137-136 (3OT), 3-5-11 at NJ (London); 130-115, 2-13-98 at NJ
Fewest Points, Brooklyn	67-98, 4-26-12 at TOR
Most Points, Toronto	136-137 (3OT), 3-5-11 at NJ (London); 123-106, 1-11-97 at NJ
Fewest Points, Toronto	72-91, 2-20-04 at Toronto
Longest Winning Streak, Brooklyn	4 games, 1-10-03 through 4-12-03
Longest Winning Streak, Toronto	6 games, 1-28-09 through 12-17-10
Nets Last Home Win	4-3-15, 114-109
Nets Last Road Win	2-4-15, 109-93
Current Streak	Nets won 2, last loss 1-30-15 (122-127/OT)

### 2015-16 SCHEDULE (ALL TIMES EASTERN)

Jan. 6	TORONTO	7:30 PM
Jan. 18	@ Toronto	7:30 PM
Mar. 8	@ Toronto	7:30 PM
Apr. 13	TORONTO	8:00 PM

### 2014-2015 SEASON SERIES (2-2) BROOKLYN NETS VS. TORONTO

PLAYER	G-GS	MIN	FG-FGA	PCT	3FG-FGA	PCT	FT-FTA	PCT	OFF	DEF	TOT	AST	PF-DQ	STL	TO	BLK	PTS	AVG	HI
Young (TOT)	1-1	37	12-15	.800	0-2	.000	5-9	.556	3	3	6	0	2-0	4	1	0	29	29.0	29
Young (BRK)	1-1	37	12-15	.800	0-2	.000	5-9	.556	3	3	6	0	2-0	4	1	0	29	29.0	29
Lopez	3-1	113	32-66	.485	0-0	---	9-10	.900	20	13	33	4	10-0	4	3	5	73	24.3	35
Williams	3-2	104	20-45	.444	6-14	.429	7-9	.778	3	4	7	24	7-0	0	8	0	53	17.7	31
Jack	4-2	122	24-53	.453	3-12	.250	12-13	.923	0	15	15	23	6-0	3	5	1	63	15.8	35
Johnson	4-4	146	25-53	.472	3-14	.214	6-11	.545	5	13	18	18	4-0	3	4	0	59	14.8	17
Teletovic	1-1	21	5-10	.500	4-8	.500	0-0	---	0	3	3	2	0-0	0	1	0	14	14.0	14
Plumlee	4-3	108	17-25	.680	0-1	.000	9-19	.474	6	20	26	3	10-0	1	5	3	43	10.8	23
Anderson	4-3	104	14-27	.519	5-13	.385	6-7	.857	3	13	16	2	10-0	3	1	1	39	9.8	22
Bogdanovic	4-0	97	8-22	.364	5-14	.357	7-8	.875	3	14	17	3	8-0	1	3	1	28	7.0	11
Jefferson	3-0	50	8-13	.615	1-1	1.000	0-0	---	4	6	10	1	3-0	0	1	0	17	5.7	7
Garnett	2-2	22	3-10	.300	0-0	---	2-3	.667	1	5	6	2	4-0	5	3	0	8	4.0	7
Jordan	2-0	14	1-4	.250	0-0	---	4-5	.800	5	3	8	0	2-0	0	1	2	6	3.0	6
Davies (TOT)	2-0	38	1-7	.143	1-3	.333	0-0	---	2	8	10	3	4-0	1	5	1	3	1.5	3
Davies (BRK)	1-0	9	0-1	.000	0-0	---	0-0	---	1	2	3	0	2-0	0	0	1	0	0.0	0
Morris	3-0	8	1-1	1.000	0-0	---	0-0	---	0	1	1	1	1-0	1	0	0	2	0.7	2
Brown	3-1	23	0-4	.000	0-1	.000	0-0	---	1	2	3	1	2-0	1	0	0	0	0.0	0
Clark	1-0	7	0-2	.000	0-1	.000	0-0	---	0	1	1	0	0-0	1	0	0	0	0.0	0
NETS	4	985	170-351	.484	27-81	.333	67-94	.713	55	118	173	84	71-0	27	40	14	434	108.5	122
RAPTORS	4	985	165-333	.495	35-105	.333	69-90	.767	42	123	165	92	79-1	19	47	12	434	108.5	127

### 2014-2015 SEASON SERIES (2-2) TORONTO RAPTORS VS. BROOKLYN

PLAYER	G-GS	MIN	FG-FGA	PCT	3FG-FGA	PCT	FT-FTA	PCT	OFF	DEF	TOT	AST	PF-DQ	STL	TO	BLK	PTS	AVG	HI
DeRozan	3-3	117	24-50	.480	0-6	.000	18-20	.900	4	13	17	23	7-0	2	9	0	66	22.0	27
Williams	4-0	108	19-47	.404	11-28	.393	13-17	.765	0	6	6	9	6-0	2	2	0	62	15.5	25
Valanciunas	4-4	130	25-32	.781	0-1	.000	10-14	.714	13	27	40	2	5-0	1	4	6	60	15.0	21
Lowry	3-3	112	16-43	.372	4-12	.333	7-10	.700	1	14	15	30	14-0	5	9	0	43	14.3	20
A. Johnson	4-4	108	24-29	.828	1-2	.500	8-11	.727	11	13	24	1	13-1	0	4	1	57	14.3	24
Patterson	4-0	115	19-39	.487	6-18	.333	4-5	.800	7	17	24	9	8-0	4	3	3	48	12.0	13
Ross	4-2	93	16-39	.410	8-22	.364	1-1	1.000	0	5	5	3	7-0	0	5	1	41	10.3	23
Vasquez	4-3	95	14-34	.412	5-14	.357	0-0	---	0	14	14	8	6-0	1	3	0	33	8.3	13
J. Johnson	2-0	45	3-8	.375	0-1	.000	1-4	.250	0	8	8	4	4-0	0	1	1	7	3.5	5
Fields	2-1	22	3-4	.750	0-1	.000	0-0	---	1	2	3	2	1-0	2	0	0	6	3.0	6
Hansbrough	4-0	36	2-8	.250	0-0	---	7-8	.875	4	3	7	0	7-0	2	0	0	11	2.8	6
Caboclo	2-0	2	0-0	---	0-0	---	0-0	---	0	0	0	0	0-0	0	0	0	0	0.0	0
Stiemsma	2-0	2	0-0	---	0-0	---	0-0	---	1	1	2	1	1-0	0	1	0	0	0.0	0
RAPTORS	4	985	165-333	.495	35-105	.333	69-90	.767	42	123	165	92	79-1	19	47	12	434	108.5	127
NETS	4	985	170-351	.484	27-81	.333	67-94	.713	55	118	173	84	71-0	27	40	14	434	108.5	122



# 2015-16 BROOKLYN NETS MEDIA GUIDE

## ALL-TIME SERIES VS. TORONTO

YEAR	DATE	OPPONENT	SCORE	W/L	YEAR	DATE	OPPONENT	SCORE	W/L
95-96	Nov. 3	at Toronto	79-94	L	05-06	Jan. 8	at Toronto	105-104	W
95-96	Jan. 15	TORONTO	108-83	W	05-06	Mar. 4	Toronto	105-100 (OT)	W
95-96	Jan. 23	at Toronto	79-86	L	06-07	Nov. 1	Toronto	102-92	W
95-96	Apr. 17	TORONTO	107-95	W	06-07	Dec. 15	at Toronto	78-90	L
96-97	Dec. 17	TORONTO	88-97	L	06-07	Jan. 9	Toronto	101-86	W
96-97	Dec. 26	at Toronto	96-98	L	06-07	Feb. 14	at Toronto	109-120	L
96-97	Jan. 11	TORONTO	106-123	L	07-08	Nov. 2	TORONTO	69-106	L
97-98	Jan. 12	at Toronto	108-100	W	07-08	Feb. 13	at Toronto	91-109	L
97-98	Feb. 13	TORONTO	130-115	W	07-08	Apr. 5	TORONTO	99-90	W
97-98	Apr. 12	at Toronto	116-109	W	07-08	Apr. 11	at Toronto	85-113	L
97-98	Apr. 14	TORONTO	92-96	L	08-09	Nov. 21	at Toronto	129-127	W
98-99	Mar. 16	at Toronto	85-100	L	08-09	Dec. 12	TORONTO	79-101	L
98-99	Mar. 22	TORONTO	106-87	W	08-09	Dec. 15	at Toronto	94-87	W
98-99	Apr. 9	TORONTO	106-99	W	08-09	Jan. 28	TORONTO	106-107	L
99-00	Nov. 5	TORONTO	92-112	L	09-10	Dec. 18	at Toronto	95-118	L
99-00	Dec. 21	at Toronto	87-116	L	09-10	Feb. 3	at Toronto	99-108	L
99-00	Mar. 21	at Toronto	100-93	W	09-10	Feb. 19	TORONTO	89-106	L
99-00	Mar. 30	TORONTO	107-103	W	09-10	Mar. 20	TORONTO	90-100	L
00-01	Feb. 21	TORONTO	113-111	W	10-11	Dec. 17	at Toronto	92-98	L
00-01	Mar. 2	at Toronto	90-107	L	10-11	Mar. 4	TORONTO	116-103	W
00-01	Mar. 30	at Toronto	99-110	L	10-11	Mar. 5	TORONTO	137-136 (3OT)	W
01-02	Jan. 18	at Toronto	77-89	L	10-11	Apr. 10	at Toronto	92-99	L
01-02	Feb. 2	TORONTO	98-91	W	11-12	Jan. 6	at Toronto	97-85	W
01-02	Mar. 12	TORONTO	86-84	W	11-12	Jan. 29	TORONTO	94-73	L
01-02	Apr. 14	at Toronto	82-101	L	11-12	Mar. 14	TORONTO	98-84	W
02-03	Jan. 10	at Toronto	94-79	W	11-12	Apr. 26	at Toronto	98-67	L
02-03	Jan. 17	TORONTO	88-77	W	12-13	Nov. 3	TORONTO	107-100	W
02-03	Apr. 6	at Toronto	96-87	W	12-13	Dec. 12	at Toronto	94-88	W
02-03	Apr. 12	TORONTO	94-86	W	12-13	Jan. 15	TORONTO	113-106	W
03-04	Oct. 29	at Toronto	87-90	L	12-13	Apr. 14	at Toronto	87-93	L
03-04	Nov. 22	TORONTO	80-81	L	13-14	Nov. 26	at Toronto	102-100	W
03-04	Feb. 20	at Toronto	91-72	W	13-14	Jan. 11	at Toronto	80-96	L
03-04	Feb. 24	TORONTO	86-74	W	13-14	Jan. 27	TORONTO	103-104	L
04-05	Dec. 6	Toronto	86-88	W	13-14	Mar. 10	TORONTO	101-97	W
04-05	Dec. 19	at Toronto	99-110	L	14-15	Dec. 17	at Toronto	89-105	L
04-05	Feb. 22	Toronto	82-100	L	14-15	Jan. 30	TORONTO	122-127 (OT)	L
04-05	Apr. 15	at Toronto	101-90	W	14-15	Feb. 4	at Toronto	109-93	W
05-06	Nov. 4	at Toronto	102-92	W	14-15	Apr. 3	TORONTO	114-109	W
05-06	Dec. 3	TORONTO	82-95	L					



# 2015-16 BROOKLYN NETS MEDIA GUIDE

## Utah Jazz

Owner  
President, Larry H. Miller Sports & Entertainment  
President, Utah Jazz  
General Manager  
Vice President of Player Personnel  
Assistant General Manager  
Executive Director of Basketball Operations  
Director of Pro Player Personnel  
Head Coach  
Assistant Coaches  
Assistant Coach/Integrated Player Development  
Director of Sports Science/Assistant Coach  
Head Athletic Trainer  
Head Strength & Conditioning Coach  
Senior VP, Communications (Larry H. Miller Sports & Entertainment)  
Vice President, Communications  
Director, Communications  
Manager, Communications  
Radio  
Television  
Home Court  
Colors

Gail Miller  
Steve Starks  
Randy Rigby  
Dennis Lindsey  
Walt Perrin  
Justin Zanik  
Richard Smith  
David Fredman  
Quin Snyder  
Johnnie Bryant, Alex Jensen, Brad Jones, Igor Kokoskov, Antonio Lang, Mike Wells  
Jeff Watkinson  
Mark McKown  
Brian Zettler  
Isaiah Wright  
Frank Zang  
Jonathan Rinehart  
Derek Garduño  
Caroline Burleson  
KZNS (1280 AM/97.5 FM "The Zone") – David Locke, Ron Boone  
ROOT Sports (Cable) – Craig Bolerjack, Matt Harpring, Steve Brown  
EnergySolutions Arena (19,911)  
Navy, Dark Yellow, Dark Green and Gray



### BROOKLYN ALL-TIME RECORD VS. UTAH 29-53, (20-21 at Home)

Largest Brooklyn Victory 137-96, 2-14-80 at NJ (41)  
Largest Utah Victory 105-68, 11-27-89 at Utah (37)  
Most Points, Brooklyn 138-129 (OT), 1-26-82 at Utah; 137-96, 2-14-80 at NJ  
Fewest Points, Brooklyn 68-105, 11-27-89 at Utah  
Most Points, Utah 140-118, 11-21-78 at New Orleans  
Fewest Points, Utah 74-87, 12-17-03 at NJ  
Longest Winning Streak, Brooklyn 4 games, 12-17-03 through 11-9-05  
Longest Winning Streak, Utah 12 games, 1-28-95 through 11-28-00  
Nets Last Home Win 11-5-13, 104-88  
Nets Last Road Win 2-19-14, 105-99  
Current Streak Nets lost 2, last win 2-19-14 (105-99)

### 2015-16 SCHEDULE (ALL TIMES EASTERN)

Jan. 22 UTAH 7:30 PM  
Feb. 27 @ Utah 9:30 PM

### 2014-2015 SEASON SERIES (0-2) BROOKLYN NETS VS. UTAH

PLAYER	G-GS	MIN	FG-FGA	PCT	3FG-FGA	PCT	FT-FTA	PCT	OFF	DEF	TOT	AST	PF-DQ	STL	TO	BLK	PTS	AVG	HI
Lopez	2-1	58	10-26	.385	0-1	.000	5-9	.556	7	8	15	0	6-0	2	3	3	25	12.5	19
Young (TOT)	3-3	88	16-36	.444	2-5	.400	1-4	.250	2	6	8	10	8-0	6	5	1	35	11.7	19
Young (BRK)	1-1	33	9-17	.529	1-2	.500	0-0	---	1	2	3	2	3-0	4	2	0	19	19.0	19
Jack	2-1	58	8-19	.421	2-6	.333	5-7	.714	1	5	6	12	1-0	3	8	0	23	11.5	16
Bogdanovic	2-1	45	7-14	.500	4-6	.667	2-2	1.000	0	3	3	2	3-0	0	1	0	20	10.0	11
Garnett	1-1	23	4-7	.571	0-0	---	0-0	---	1	2	3	2	2-0	2	1	1	8	8.0	8
Johnson	2-2	64	7-17	.412	1-3	.333	0-0	---	0	1	1	6	2-0	0	3	1	15	7.5	9
Plumlee	2-1	39	7-8	.875	0-0	---	1-5	.200	2	6	8	3	7-0	4	4	2	15	7.5	11
Karasev	1-0	18	2-5	.400	2-4	.500	0-0	---	1	2	3	1	2-0	1	2	0	6	6.0	6
Williams	1-1	30	2-5	.400	1-1	1.000	1-2	.500	1	4	5	4	2-0	1	3	0	6	6.0	6
Morris	1-0	14	2-8	.250	1-3	.333	0-0	---	0	1	1	3	0-0	0	1	0	5	5.0	5
Jefferson	2-0	26	4-9	.444	0-0	---	0-2	.000	0	3	3	0	1-0	0	0	1	8	4.0	6
Jordan	1-0	14	2-4	.500	0-0	---	0-0	---	1	2	3	1	1-0	0	1	2	4	4.0	4
Anderson	2-0	36	2-6	.333	0-2	.000	0-0	---	0	3	3	1	2-0	2	1	0	4	2.0	4
Brown	2-1	24	1-6	.167	1-2	.500	0-0	---	0	2	2	1	1-0	0	1	1	3	1.5	3
NETS	2	480	67-151	.444	13-30	.433	14-27	.519	15	44	59	38	33-0	19	32	11	161	80.5	88
JAZZ	2	480	76-151	.503	23-51	.451	28-35	.800	18	68	86	47	25-0	15	35	9	203	101.5	108

### 2014-2015 SEASON SERIES (2-0) UTAH JAZZ VS. BROOKLYN

PLAYER	G-GS	MIN	FG-FGA	PCT	3FG-FGA	PCT	FT-FTA	PCT	OFF	DEF	TOT	AST	PF-DQ	STL	TO	BLK	PTS	AVG	HI
Hayward	2-2	64	17-29	.586	3-9	.333	11-13	.846	1	8	9	4	2-0	6	6	0	48	24.0	24
Burke	2-0	46	12-24	.500	6-13	.462	1-2	.500	0	4	4	7	2-0	1	0	0	31	15.5	19
Favors	2-2	69	11-23	.478	0-0	---	9-12	.750	1	15	16	5	3-0	0	2	3	31	15.5	22
Exum	2-2	57	10-13	.769	7-9	.778	0-0	---	3	5	8	5	2-0	0	3	1	27	13.5	14
Kanter	1-1	28	5-12	.417	0-0	---	0-0	---	2	2	4	0	0-0	1	2	0	10	10.0	10
Ingles	2-2	54	5-13	.385	4-9	.444	4-4	1.000	0	4	4	8	1-0	1	3	0	18	9.0	16
Booker	2-0	37	6-12	.500	0-3	.000	0-0	---	4	6	10	1	4-0	2	5	2	12	6.0	8
Millsap	2-0	39	4-9	.444	2-3	.667	1-2	.500	0	2	2	4	2-0	3	3	0	11	5.5	6
Gobert	2-1	56	4-8	.500	0-1	.000	2-2	1.000	7	16	23	7	5-0	0	5	2	10	5.0	6
Hood	1-0	20	1-4	.250	1-3	.333	0-0	---	0	2	2	4	4-0	1	2	0	3	3.0	3
Clark	1-0	5	1-2	.500	0-1	.000	0-0	---	0	2	2	1	0-0	0	0	0	2	2.0	2
Evans	1-0	2	0-1	.000	0-0	---	0-0	---	0	2	2	0	0-0	0	0	1	0	0.0	0
Williams	1-0	3	0-1	.000	0-0	---	0-0	---	0	0	0	1	0-0	0	0	0	0	0.0	0
JAZZ	2	480	76-151	.503	23-51	.451	28-35	.800	18	68	86	47	25-0	15	35	9	203	101.5	108
NETS	2	480	67-151	.444	13-30	.433	14-27	.519	15	44	59	38	33-0	19	32	11	161	80.5	88



# 2015-16 BROOKLYN NETS MEDIA GUIDE

## ALL-TIME SERIES VS. UTAH

YEAR	DATE	OPPONENT	SCORE	W/L
76-77	Nov. 9	at New Orleans	99-110	L
76-77	Dec. 22	NEW ORLEANS	127-93	W
76-77	Feb. 9	NEW ORLEANS	93-89 (OT)	W
76-77	Mar. 29	at New Orleans	85-94	L
77-78	Oct. 21	NEW ORLEANS	103-111 (OT)	L
77-78	Dec. 22	at New Orleans	110-131	L
77-78	Mar. 10	NEW ORLEANS	99-105	L
77-78	Mar. 21	at New Orleans	114-117	L
78-79	Nov. 21	at New Orleans	118-140	L
78-79	Nov. 24	NEW ORLEANS	103-100	W
78-79	Jan. 4	at New Orleans	125-112	W
78-79	Jan. 26	NEW ORLEANS	110-104	W
79-80	Jan. 30	at Utah	100-102	L
79-80	Feb. 14	UTAH	137-96	W
80-81	Nov. 28	UTAH	122-95	W
80-81	Feb. 25	at Utah	106-132	L
81-82	Jan. 26	at Utah	138-129 (OT)	W
81-82	Feb. 20	UTAH	125-108	W
82-83	Nov. 17	at Utah	97-101	L
82-83	Mar. 23	UTAH	124-104	W
83-84	Jan. 26	at Utah	115-125	L
83-84	Mar. 5	UTAH	120-116	W
84-85	Jan. 22	at Utah	99-102	L
84-85	Feb. 20	UTAH	104-110 (OT)	L
85-86	Dec. 18	UTAH	113-98	W
85-86	Jan. 23	at Utah	106-105	W
86-87	Nov. 22	at Utah	78-96	L
86-87	Dec. 23	UTAH	119-96	W
87-88	Dec. 21	UTAH	106-95	W
87-88	Mar. 7	at Utah	81-105	L
88-89	Feb. 3	at Utah	101-129	L
88-89	Feb. 27	UTAH	96-109	L
89-90	Nov. 27	at Utah	68-105	L
89-90	Feb. 7	UTAH	101-108	L
90-91	Dec. 17	UTAH	98-100	L
90-91	Feb. 2	at Utah	103-111	L
91-92	Nov. 13	UTAH	92-98	L
91-92	Mar. 6	at Utah	96-117	L
92-93	Nov. 17	UTAH	97-108	L
92-93	Nov. 27	at Utah	112-110	W
93-94	Nov. 26	at Utah	97-100	L
93-94	Jan. 16	UTAH	99-94	W
94-95	Jan. 28	at Utah	94-111	L
94-95	Mar. 17	UTAH	98-103	L
95-96	Nov. 20	at Utah	79-105	L
95-96	Dec. 18	UTAH	103-110	L
96-97	Nov. 25	at Utah	92-108	L
96-97	Mar. 12	UTAH	102-117	L
97-98	Dec. 1	at Utah	95-100	L
97-98	Mar. 6	UTAH	115-122	L
99-00	Feb. 28	at Utah	101-106	L
99-00	Mar. 19	UTAH	88-92	L
00-01	Nov. 24	at Utah	85-97	L
00-01	Nov. 28	UTAH	92-98	L
01-02	Nov. 21	at Utah	90-89 (OT)	W
01-02	Dec. 22	UTAH	90-104	L
02-03	Jan. 20	at Utah	103-106 (OT)	L
02-03	Mar. 2	UTAH	90-91	L
03-04	Dec. 1	at Utah	84-91	L
03-04	Dec. 17	UTAH	87-74	W
04-05	Jan. 29	at Utah	99-82	W
04-05	Mar. 18	Utah	94-80	W
05-06	Nov. 9	Utah	91-83	W
05-06	Jan. 23	at Utah	78-89	L
06-07	Nov. 8	Utah	96-89	W
06-07	Jan. 29	at Utah	116-115	W
07-08	Nov. 19	at Utah	75-102	L
07-08	Mar. 15	UTAH	117-115	W
08-09	Nov. 29	at Utah	105-88	W
08-09	Dec. 17	UTAH	92-103	L
09-10	Dec. 16	UTAH	92-108	L
09-10	Jan. 23	at Utah	83-116	L
10-11	Nov. 17	at Utah	88-98	L
10-11	Jan. 19	UTAH	103-95	W
11-12	Jan. 14	at Utah	94-107	L
11-12	Mar. 26	UTAH	84-105	L
12-13	Dec. 18	UTAH	90-92	L
12-13	Mar. 30	at Utah	107-116	L
13-14	Nov. 5	UTAH	104-88	W
13-14	Feb. 19	at Utah	105-99	W
14-15	Jan. 24	at Utah	73-108	L
14-15	Mar. 8	UTAH	88-95	L





# 2015-16 BROOKLYN NETS MEDIA GUIDE

## Washington Wizards

Majority Owner  
 President  
 Head Coach  
 Assistant Coaches  
 Assistant Coach/Player Development  
 Senior Vice President of Basketball Operations  
 Vice President of Player Personnel  
 Vice President of Player Programs  
 Head Athletic Trainer  
 Assistant Athletic Trainer  
 Director of Player Performance & Rehabilitation  
 Director of Player Performance/Strength & Conditioning  
 Senior Director, Communications  
 Director, Communications  
 Senior Manager, Communications  
 Director, Corporate Communications  
 Radio  
 Television  
 Home Court  
 Team Colors

Ted Leonsis  
 Ernie Grunfeld  
 Randy Wittman  
 Don Newman, Don Zierden, Roy Rogers, Pat Sullivan, Howard Easley  
 David Adkins  
 Tommy Sheppard  
 Marc Eversley  
 Ed Tapscott  
 Eric Waters  
 Corey Bennett  
 Thomas Knox  
 Navin Hettiarachchi  
 Scott Hall  
 Patrick Rees  
 Daren Jenkins  
 Ketsia Colimon  
 WNEW 99.1 FM/WFED 1500 AM – Dave Johnson, Glen Consor  
 Comcast SportsNet – Steve Buchhantz, Phil Chenier, Chris Miller  
 Verizon Center (20,356)  
 Red, White and Blue



### BROOKLYN ALL-TIME RECORD VS. WASHINGTON WIZARDS 84-91, (52-35 at home)

Largest Brooklyn Victory 124-79, 1-9-93 at NJ(45)  
 Largest Washington Victory 143-94, 11-17-78 at NJ (49)  
 Most Points, Brooklyn 130-124 (2OT), 3-2-82 at Washington; 130-102, 3-7-86 at Washington  
 Fewest Points, Brooklyn 68-95, 12-1-04 at Washington  
 Most Points, Washington 143-94, 11-17-78 at NJ  
 Fewest Points, Washington 65-79, 12-13-02 at NJ  
 Longest Winning Streak, Brooklyn 6 games, 1-16-02 through 1-29-03 and 3-21-06 through 11-8-07  
 Longest Winning Streak, Washington 7 games, 4-8-87 through 4-3-88  
 Nets Last Home Win 4-10-15, 117-80  
 Nets Last Road Win 1-16-15, 102-80  
 Current Streak Nets won 1, last loss 2-7-15 (77-114)

### 2015-16 SCHEDULE (ALL TIMES EASTERN)

Dec. 26 WASHINGTON 4:00 PM  
 Apr. 6 @ Washington 7:00 PM  
 Apr. 11 WASHINGTON 7:30 PM

### 2014-2015 SEASON SERIES (2-2) BROOKLYN NETS VS. WASHINGTON

PLAYER	G-GS	MIN	FG-FGA	PCT	3FG-FGA	PCT	FT-FTA	PCT	OFF	DEF	TOT	AST	PF-DQ	STL	TO	BLK	PTS	AVG	HI
Lopez	4-2	113	33-64	.516	0-1	.000	20-26	.769	12	13	25	2	11-0	3	2	4	86	21.5	26
Young (TOT)	2-2	65	17-27	.630	0-1	.000	5-14	.357	3	5	8	2	4-0	3	1	0	39	19.5	29
Young (BRK)	1-1	29	5-8	.625	0-1	.000	0-2	.000	1	3	4	0	1-0	1	0	0	10	10.0	10
Jack	4-3	121	30-54	.556	3-7	.429	10-12	.833	4	15	19	22	9-0	4	13	1	73	18.3	26
Bogdanovic	4-2	107	15-32	.469	8-12	.667	11-13	.846	4	13	17	4	3-0	1	1	0	49	12.3	22
Plumlee	4-3	94	13-28	.464	0-0	---	10-18	.556	6	19	25	2	17-0	7	7	3	36	9.0	11
Johnson	4-4	130	14-44	.318	2-10	.200	4-4	1.000	3	8	11	19	3-0	7	4	0	34	8.5	15
Garnett	2-2	46	6-12	.500	0-1	.000	0-0	---	1	14	15	4	4-0	2	1	0	12	6.0	8
Williams	2-1	60	3-19	.158	2-6	.333	4-8	.500	2	9	11	16	2-0	4	3	0	12	6.0	9
Teletovic	2-0	40	4-11	.364	2-7	.286	0-0	---	4	6	10	0	2-0	0	1	0	10	5.0	5
Anderson	3-1	75	5-17	.294	3-12	.250	1-3	.333	0	6	6	2	4-0	3	2	0	14	4.7	6
Brown	4-1	40	7-16	.438	2-5	.400	2-2	1.000	0	0	0	3	5-0	2	1	0	18	4.5	7
Jordan	3-0	27	3-5	.600	0-0	---	7-7	1.000	2	2	4	1	4-0	0	0	0	13	4.3	9
Clark	1-0	3	1-1	1.000	1-1	1.000	0-0	---	0	1	1	1	0-0	0	0	0	3	3.0	3
Jefferson	4-0	29	2-7	.286	0-1	.000	4-6	.667	4	4	8	1	9-0	0	1	1	8	2.0	7
Karasev	1-0	9	1-4	.250	0-1	.000	0-0	---	0	0	0	2	0-0	0	1	0	2	2.0	2
Morris	4-0	37	2-7	.286	1-2	.500	1-2	.500	1	4	5	2	5-0	2	4	0	6	1.5	4
NETS	4	960	144-329	.438	24-67	.358	74-103	.718	44	117	161	81	79-0	36	41	9	386	96.5	117
WIZARDS	4	960	147-319	.461	23-68	.338	56-83	.675	54	133	187	100	86-0	25	67	17	373	93.3	114

### 2014-2015 SEASON SERIES (2-2) WASHINGTON WIZARDS VS. BROOKLYN

PLAYER	G-GS	MIN	FG-FGA	PCT	3FG-FGA	PCT	FT-FTA	PCT	OFF	DEF	TOT	AST	PF-DQ	STL	TO	BLK	PTS	AVG	HI
Beal	3-3	97	18-39	.462	6-13	.462	6-8	.750	2	11	13	13	7-0	2	5	1	48	16.0	24
Wall	3-3	93	16-37	.432	4-10	.400	5-7	.714	1	10	11	19	6-0	5	11	0	41	13.7	17
Gortat	4-4	100	23-31	.742	0-0	---	5-9	.556	18	27	45	4	13-0	0	4	3	51	12.8	21
Hillario	4-4	92	17-35	.486	0-0	---	8-15	.533	6	12	18	12	8-0	3	8	2	42	10.5	20
Humphries	4-0	74	18-29	.621	0-0	---	4-5	.800	10	18	28	4	8-0	2	1	0	40	10.0	13
Seraphin	4-0	73	14-24	.583	0-0	---	7-9	.778	3	9	12	1	12-0	0	8	7	35	8.8	13
Butler	4-0	70	13-28	.464	4-10	.400	1-3	.333	0	7	7	4	2-0	3	2	1	31	7.8	15
Porter	4-1	80	11-24	.458	2-8	.250	1-1	1.000	4	4	8	7	3-0	2	3	1	25	6.3	12
Pierce	4-4	93	6-26	.231	5-16	.313	3-4	.750	0	17	17	6	6-0	3	8	0	20	5.0	8
Temple	3-0	27	3-6	.500	1-1	1.000	2-2	1.000	1	2	3	4	4-0	2	2	0	9	3.0	7
Webster	3-0	21	1-8	.125	1-6	.167	6-8	.750	0	0	0	1	2-0	0	2	0	9	3.0	4
Miller	3-0	47	3-7	.429	0-1	.000	2-2	1.000	0	3	3	12	3-0	1	4	1	8	2.7	4
Gooden	2-0	22	1-11	.091	0-1	.000	3-4	.750	3	6	9	1	2-0	1	0	1	5	2.5	4
Sessions (TOT)	2-1	56	2-11	.182	0-1	.000	0-2	.000	3	8	11	14	3-0	0	3	0	4	2.0	2
Sessions (WAS)	1-1	34	1-7	.143	0-1	.000	0-2	.000	3	4	7	10	1-0	0	1	0	2	2.0	2
Blair	4-0	19	2-4	.500	0-0	---	2-2	1.000	3	3	6	0	6-0	1	0	0	6	1.5	6
Bynum	1-0	18	0-3	.000	0-1	.000	1-2	.500	0	0	0	2	3-0	0	4	0	1	1.0	1
WIZARDS	4	960	147-319	.461	23-68	.338	56-83	.675	54	133	187	100	86-0	25	67	17	373	93.3	114
NETS	4	960	144-329	.438	24-67	.358	74-103	.718	44	117	161	81	79-0	36	41	9	386	96.5	117



# 2015-16 BROOKLYN NETS MEDIA GUIDE

## ALL-TIME SERIES VS WASHINGTON

YEAR	DATE	OPPONENT	SCORE	W/L
76-77	Oct. 27	WASHINGTON	96-93	W
76-77	Jan. 5	at Washington	92-107	L
76-77	Jan. 21	WASHINGTON	88-99	L
76-77	Apr. 3	at Washington	97-115	L
77-78	Dec. 11	at Washington	106-95	W
77-78	Jan. 8	WASHINGTON	98-99	L
77-78	Mar. 24	WASHINGTON	104-107	L
77-78	Mar. 26	at Washington	118-104	W
78-79	Oct. 17	at Washington	109-113	L
78-79	Nov. 17	WASHINGTON	94-143	L
78-79	Dec. 8	at Washington	108-100	W
78-79	Mar. 28	WASHINGTON	108-127	L
79-80	Nov. 16	WASHINGTON	91-92	L
79-80	Dec. 1	at Washington	100-104	L
79-80	Dec. 26	WASHINGTON	116-104	W
79-80	Jan. 24	at Washington	98-87	W
79-80	Mar. 6	at Washington	122-96	W
79-80	Mar. 30	WASHINGTON	87-93	L
80-81	Oct. 17	at Washington	114-112	W
80-81	Oct. 31	WASHINGTON	100-98	W
80-81	Dec. 25	at Washington	94-109	L
80-81	Jan. 18	at Washington	99-110	L
80-81	Jan. 25	WASHINGTON	100-118	L
80-81	Mar. 11	WASHINGTON	109-104	W
81-82	Dec. 26	WASHINGTON	90-105	L
81-82	Jan. 5	at Washington	114-108	W
81-82	Mar. 2	at Washington	130-124 (2 OT)	W
81-82	Mar. 26	at Washington	88-104	L
81-82	Apr. 2	WASHINGTON	98-96	W
81-82	Apr. 14	WASHINGTON	98-94	W
82-83	Nov. 3	at Washington	85-104	L
82-83	Dec. 1	at Washington	105-99	W
82-83	Dec. 8	WASHINGTON	98-95	W
82-83	Dec. 23	WASHINGTON	97-90	W
82-83	Mar. 30	WASHINGTON	97-100	L
82-83	Apr. 5	at Washington	89-95	L
83-84	Nov. 9	WASHINGTON	127-110	W
83-84	Dec. 27	at Washington	106-116	L
83-84	Jan. 9	WASHINGTON	107-103	W
83-84	Mar. 3	WASHINGTON	100-90	W
83-84	Mar. 20	at Washington	91-99	L
83-84	Apr. 7	at Washington	121-98	W
84-85	Nov. 7	WASHINGTON	99-88	W
84-85	Dec. 18	at Washington	95-104	L
84-85	Dec. 19	WASHINGTON	115-106	W
84-85	Mar. 1	at Washington	100-98	W
84-85	Mar. 13	WASHINGTON	114-109	W
84-85	Mar. 29	at Washington	98-122	L
85-86	Nov. 5	WASHINGTON	112-106	W
85-86	Dec. 28	WASHINGTON	93-98	L
85-86	Jan. 17	at Washington	96-116	L
85-86	Feb. 24	at Washington	89-99	L
85-86	Mar. 17	at Washington	130-102	W
85-86	Apr. 3	WASHINGTON	108-120	L
86-87	Nov. 4	at Washington	101-102	L
86-87	Jan. 7	WASHINGTON	118-96	W
86-87	Jan. 14	at Washington	100-118	L
86-87	Mar. 4	at Washington	114-117	L
86-87	Mar. 10	WASHINGTON	121-79	W
86-87	Apr. 8	WASHINGTON	109-118	L
87-88	Nov. 15	WASHINGTON	109-113	L
87-88	Dec. 12	WASHINGTON	107-122	L
87-88	Jan. 5	at Washington	97-101	L
87-88	Feb. 9	at Washington	117-126 (OT)	L
87-88	Mar. 26	at Washington	88-99	L
87-88	Apr. 3	WASHINGTON	103-105	L
88-89	Nov. 8	WASHINGTON	109-101	W
88-89	Dec. 26	WASHINGTON	108-120	L
88-89	Mar. 1	at Washington	105-120	L
88-89	Mar. 17	WASHINGTON	121-124 (OT)	L
88-89	Feb. 9	at Washington	103-110	L
88-89	Apr. 4	at Washington	96-104	L
89-90	Dec. 26	WASHINGTON	101-94	W
89-90	Jan. 2	at Washington	96-110	L
89-90	Jan. 17	WASHINGTON	115-106	W
89-90	Mar. 21	at Washington	106-136	L
89-90	Apr. 1	WASHINGTON	97-105	L
90-91	Mar. 16	WASHINGTON	110-86	W
90-91	Mar. 25	at Washington	106-113	W
90-91	Apr. 18	at Washington	108-103	W
91-92	Nov. 15	WASHINGTON	111-116 (OT)	L
91-92	Jan. 3	WASHINGTON	108-112	L
91-92	Feb. 6	at Washington	108-124	L
91-92	Mar. 20	WASHINGTON	99-96	W
91-92	Apr. 8	at Washington	109-103	W
92-93	Nov. 15	WASHINGTON	111-104	W
92-93	Jan. 9	WASHINGTON	124-79	W

YEAR	DATE	OPPONENT	SCORE	W/L
92-93	Jan. 16	at Washington	109-101	W
92-93	Mar. 22	at Washington	92-97	L
92-93	Apr. 17	at Washington	104-103	W
93-94	Jan. 11	WASHINGTON	100-115	L
93-94	Feb. 18	at Washington	113-110	W
93-94	Feb. 20	WASHINGTON	122-101	W
93-94	Mar. 26	at Washington	103-100	W
94-95	Nov. 11	at Washington	91-104	L
94-95	Nov. 17	WASHINGTON	111-103	W
94-95	Jan. 22	WASHINGTON	103-109	L
94-95	Mar. 11	at Washington	102-110	L
94-95	Apr. 21	WASHINGTON	107-106	W
95-96	Nov. 28	WASHINGTON	89-84	W
95-96	Jan. 19	at Washington	87-93	L
95-96	Feb. 19	at Washington	99-81	W
95-96	Mar. 14	WASHINGTON	92-100	L
96-97	Nov. 13	WASHINGTON	91-106	L
96-97	Feb. 14	at Washington	107-125	L
96-97	Feb. 15	WASHINGTON	107-86	W
96-97	Apr. 11	at Washington	90-109	L
97-98	Dec. 9	at Washington	99-120	L
97-98	Dec. 29	WASHINGTON	99-91	W
97-98	Jan. 24	at Washington	87-104	L
97-98	Mar. 22	WASHINGTON	100-102 (OT)	L
98-99	Apr. 6	at Washington	97-93	W
98-99	May 1	WASHINGTON	102-91	W
98-99	May 3	at Washington	102-113	L
99-00	Nov. 7	WASHINGTON	112-87	W
99-00	Nov. 30	WASHINGTON	78-85	L
99-00	Dec. 16	at Washington	104-108	L
99-00	Apr. 4	at Washington	93-102	L
00-01	Nov. 8	at Washington	102-86	W
00-01	Jan. 17	WASHINGTON	108-89	W
00-01	Feb. 25	WASHINGTON	101-91	W
00-01	Mar. 10	at Washington	101-107	L
01-02	Dec. 31	at Washington	76-98	L
01-02	Jan. 16	WASHINGTON	111-67	W
01-02	Feb. 21	at Washington	93-82	W
01-02	Apr. 9	WASHINGTON	101-88	W
02-03	Nov. 2	at Washington	87-79	W
02-03	Dec. 13	WASHINGTON	79-65	W
02-03	Jan. 29	WASHINGTON	86-78	W
02-03	Feb. 21	at Washington	86-89	L
03-04	Nov. 1	at Washington	98-85	W
03-04	Dec. 19	WASHINGTON	97-87	W
03-04	Jan. 14	WASHINGTON	115-103	W
03-04	Mar. 31	at Washington	103-99 OT	W
04-05	Nov. 20	Washington	86-97	L
04-05	Dec. 1	at Washington	68-95	L
04-05	Jan. 4	at Washington	88-112	L
04-05	Apr. 19	Washington	109-101	W
05-06	Nov. 19	Washington	89-83	W
05-06	Dec. 13	at Washington	74-94	L
05-06	Mar. 21	at Washington	112-100	W
06-07	Nov. 12	at Washington	105-93 (OT)	W
06-07	Feb. 27	Washington	113-101	W
06-07	Apr. 7	Washington	120-114 (OT)	W
06-07	Apr. 10	at Washington	96-92	W
07-08	Nov. 8	WASHINGTON	87-85	W
07-08	Dec. 9	at Washington	89-104	L
07-08	Dec. 28	WASHINGTON	109-106	W
08-09	Oct. 29	at Washington	95-85	W
08-09	Dec. 2	WASHINGTON	88-108	L
08-09	Feb. 4	at Washington	115-88	W
08-09	Feb. 20	WASHINGTON	96-107	L
09-10	Oct. 31	at Washington	104-123	L
09-10	Jan. 29	WASHINGTON	79-81	L
09-10	Feb. 28	WASHINGTON	85-69	L
09-10	Apr. 4	at Washington	99-109	L
10-11	Dec. 16	WASHINGTON	97-89	W
10-11	Jan. 7	at Washington	77-97	L
10-11	Mar. 20	at Washington	92-98	L
11-12	Dec. 26	at Washington	90-84	W
11-12	Mar. 21	WASHINGTON	108-89	L
11-12	Apr. 6	WASHINGTON	110-98	W
12-13	Jan. 4	at Washington	115-113 (2OT)	W
12-13	Feb. 8	at Washington	74-89	W
12-13	Mar. 8	WASHINGTON	95-78	L
12-13	Apr. 15	WASHINGTON	106-101	W
13-14	Nov. 8	at Washington	108-112 (OT)	L
13-14	Dec. 18	WASHINGTON	107-113	L
13-14	Mar. 15	at Washington	94-101	W
14-15	Jan. 16	at Washington	102-80	W
14-15	Jan. 17	WASHINGTON	90-99	L
14-15	Feb. 7	at Washington	77-114	L
14-15	Apr. 10	WASHINGTON	117-80	W

## OPPONENTS

[BACK TO THE TOP](#)

# NBA

**NBA DIRECTORY**

**2015-16 NBA KEY DATES**

**NBA DIVISIONAL ALIGNMENT & PLAYOFFS FORMAT**

**2014-15 NBA STANDINGS**

**2014-15 NBA PLAYOFFS RESULTS**

**2014-15 LEAGUE LEADERS**

**2014-15 NBA SEASON AWARD WINNERS**

**2014-15 NBA MONTHLY AWARD WINNERS**

**2014-15 NBA WEEKLY AWARD WINNERS**

**2015 NBA DRAFT**



# 2015-16 BROOKLYN NETS MEDIA GUIDE

## NBA Directory

### New York

Olympic Tower  
645 Fifth Avenue  
New York, NY 10022  
Telephone: (212) 407-8000  
Fax: (212) 832-3861

### New Jersey

100 Plaza Drive  
Secaucus, NJ 07094  
Telephone: (201) 865-1500  
Fax: (201) 974-5973

### INTERNATIONAL OFFICES

#### CANADA

50 Bay Street, Suite 1402  
Toronto, Ontario  
Canada M5J 3A5  
Telephone: (416) 682-2000  
Fax: (416) 364-0205

#### EUROPE

##### Headquarters - NBA EMEA

Endeavour House  
189 Shaftesbury Avenue  
London, UK WC2H 8JR  
Telephone: +44-20-7420-8900

### Spain

Pqe. Empresarial "La Finca"  
Edif. 17A, 1a  
28223 Pozuelo de Alarcon,  
Madrid, Spain  
Telephone: +34-911-517-101  
Fax: +34-911-517-120

### AFRICA

6th Floor World Trade Center,  
Cnr West Road South and Lower  
Road  
Morningside 2196  
Johannesburg, South Africa  
Telephone: +27-87-940-1333  
Fax: +27-86-726-6351

### INDIA

1st Floor, Parinee Crescenzo  
C38 & C39G Block, Bandra Kurla  
Complex  
Bandra (East) Mumbai, India  
400051  
Telephone: +91-22-330-406  
Fax: +91-22-6155-4899

### LATIN AMERICA

#### Brazil

Av Borges de Medeiros, 633  
Sala 303 – Leblon  
Rio de Janeiro, Brazil 22430-041  
Telephone: +55-21-3206-6400  
Fax: +55-21-2586-6001

#### Mexico

Av Santa Fe 94, Torre A Piso 8,  
Colonia Zedec Santa Fe  
Mexico DF Mexico 01210  
Telephone: +52-55-88511159  
Fax: +52-55-88511111

### ASIA/PACIFIC

#### Hong Kong

Room 3101, The Lee Gardens  
33 Hysan Avenue  
Causeway Bay, Hong Kong  
Telephone: +852-2843-9600  
Fax: +852-2536-4808

#### Taiwan

Suite 1303, No. 88, Section 2  
Chung Hsiao East Road  
Taipei, Taiwan ROC 100  
Telephone: +886-2-2397-8000  
Fax: +886-2-2358-1098

### Korea

21/F Seoul Finance Center  
136 Sejong-Daero, Jung-Gu  
Seoul, Korea 100-768  
Telephone: +822-3782-6835  
Fax: +822-3782-4555

### China—Beijing

19th Floor, Office Tower 2, China  
Central Place  
No. 79 Jianguo Road, Chaoyang  
District  
Beijing, China 100025  
Telephone: +86-10-5200-8200  
Fax: +86-10-5200-8202

### China—Shanghai

Unit 2703-2708, 27F, Tower 2,  
Plaza 66  
1366 Nanjing West Road, Jing An  
District  
Shanghai, China 200040  
Telephone: +86-21-6137-2200  
Fax: +86-21-6288-9920





# 2015-16 BROOKLYN NETS MEDIA GUIDE

## 2015-16 NBA Key Dates

September 10-12	Naismith Memorial Basketball Hall of Fame Enshrinement (Springfield, MA)
September 25	First allowable date for players participating in preseason NBA Global Games to report to their teams (no earlier than 11 a.m. local time)
September 26	Training Camps open for all teams participating in preseason NBA Global Games
September 28	First allowable date for all other players to report to their teams (no earlier than 11 a.m. local time)
September 29	Training Camps open for all other teams
October 4	NBA Canada Series 2015, L.A. Clippers vs. Toronto Raptors (Vancouver)
October 6	NBA Global Games 2015, Olimpia Milano vs. Boston Celtics (Milan, Italy)
October 8	NBA Global Games 2015, Real Madrid vs. Boston Celtics (Madrid, Spain)
October 10	NBA Canada Series 2015, Chicago Bulls vs. Minnesota Timberwolves (Winnipeg)
October 11	NBA Global Games 2015, Charlotte Hornets vs. L.A. Clippers (Shenzhen, China)
October 14	NBA Global Games 2015, Charlotte Hornets vs. L.A. Clippers (Shanghai, China)
	NBA Canada Series 2015, Minnesota Timberwolves vs. Toronto Raptors (Ottawa)
October 17	NBA Global Games 2015, Flamengo vs. Orlando Magic (Rio de Janeiro, Brazil)
October 23	NBA Canada Series 2015, Toronto Raptors vs. Washington Wizards (Montreal)
October 23	NBA Preseason ends
October 26	Rosters set for NBA Opening Day
October 27	Start of the 2015-16 NBA Regular Season (NBA Tip-Off 2015)
December 3	NBA Global Games 2015, Boston Celtics vs. Sacramento Kings (Mexico City)
January 5	10-day contracts may now be signed
January 10	All contracts are guaranteed for the remainder of the season
January 14	NBA Global Games 2016, Orlando Magic vs. Toronto Raptors (London)
February 12-14	NBA All-Star 2016 (Toronto, Canada)
February 18	Trade deadline, 3 p.m. ET
March 1	Playoff Eligibility Waiver Deadline
April 13 - 16	Portsmouth Invitational Tournament (Portsmouth, VA)
April 13	Regular Season ends
April 15	Rosters set for NBA Playoffs 2016, 3 p.m. ET
April 16	NBA Playoffs 2016 begin
April 24	NBA Early Entry Eligibility Deadline (11:59 p.m. ET)
May 2	Conference Semifinals begin (possible move up to April 30 or May 1)
May 11-15	NBA Draft Combine 2016 (Chicago)
May 17	Conference Finals begin (possible move up to May 15 or 16)
May 17	NBA Draft Lottery 2016
June 2	NBA Finals 2016 begin
June 13	NBA Draft Early Entry Entrant Withdrawal Deadline (5:00 p.m. ET)
TBD	The Finals 2016 latest possible date
June 23	NBA Draft 2016



# 2015-16 BROOKLYN NETS MEDIA GUIDE

## NBA Divisional Alignment & Playoffs Format

### EASTERN CONFERENCE

#### ATLANTIC DIVISION:

Boston Celtics  
Brooklyn Nets  
New York Knicks  
Philadelphia 76ers  
Toronto Raptors

#### CENTRAL DIVISION:

Chicago Bulls  
Cleveland Cavaliers  
Detroit Pistons  
Indiana Pacers  
Milwaukee Bucks

#### SOUTHEAST DIVISION:

Atlanta Hawks  
Charlotte Hornets  
Miami Heat  
Orlando Magic  
Washington Wizards

### WESTERN CONFERENCE

#### SOUTHWEST DIVISION:

Dallas Mavericks  
Houston Rockets  
Memphis Grizzlies  
New Orleans Pelicans  
San Antonio Spurs

#### NORTHWEST DIVISION:

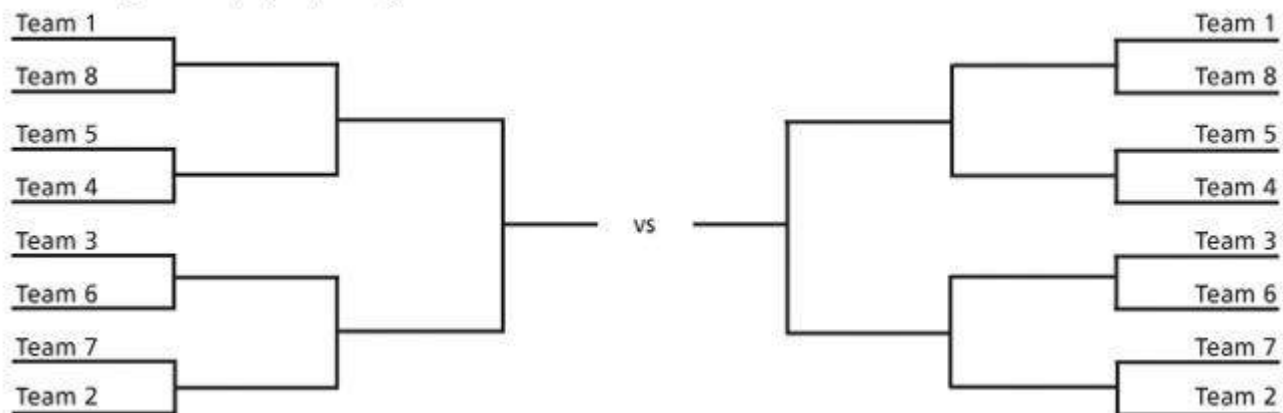
Denver Nuggets  
Minnesota Timberwolves  
Oklahoma City Thunder  
Portland Trail Blazers  
Utah Jazz

#### PACIFIC DIVISION:

Golden State Warriors  
Los Angeles Clippers  
Los Angeles Lakers  
Phoenix Suns  
Sacramento Kings

Teams will play divisional opponents four times each (two home games/two road games), conference opponents outside the division three or four times each and opponents outside the conference two times each (one home game/one road game). The first four seeds in each conference will be given to the three division winners and the team with the next best regular season record, but these four teams will be seeded in order of their regular season records. The remaining four playoff berths for each conference will be based on regular season records with no regard to divisional alignment. Home court advantage throughout the NBA playoffs will be based solely on regular season record, not playoff seeding, thus a divisional winner that has a higher playoff seed than an opponent will not necessarily have home court advantage in the playoff series.

The following are the playoff pairings:



### Two-Way Tie

In order to break a tie for playoff positions at the close of the regular season, the following criteria will be utilized in the order set forth:

1. Better winning percentage in games against each other.
2. Better winning percentage against teams in own division (only if tied teams are in the same division).
3. Better winning percentage within own conference.
4. Better winning percentage against teams eligible for playoffs in own conference (including teams that finished the regular season tied for a playoff position).
5. Better winning percentage against teams eligible for playoffs in opposite conference (including teams that finished the regular season tied for a playoff position.)
6. Better net result of total points scored less total points allowed against all opponents ('Point differential').

### More Than Two Teams Tied

1. Better winning percentage in all games among the tied teams.
2. Better winning percentage against teams in own division (only if all tied teams are in same division).
3. Better winning percentage against teams in own conference.
4. Better winning percentage against teams eligible for playoffs in own conference (including teams that finished the regular season tied for a playoff position).
5. Better net result of total points scored less total points allowed against all opponents ('Point differential').



# 2015-16 BROOKLYN NETS MEDIA GUIDE

## 2014-15 NBA Standings

### NBA EASTERN CONFERENCE

#### ATLANTIC DIVISION

	W	L	PCT	GB	HOME	ROAD
Toronto	49	33	.598	-	27-14	22-19
Boston	40	42	.488	9	21-20	19-22
Brooklyn	38	44	.463	11	19-22	19-22
Philadelphia	18	64	.220	31	12-29	6-35
New York	17	65	.207	32	10-31	7-34

#### CENTRAL DIVISION

	W	L	PCT	GB	HOME	ROAD
Cleveland	53	29	.646	-	31-10	22-19
Chicago	50	32	.610	3	27-14	23-18
Milwaukee	41	41	.500	12	23-18	18-23
Indiana	38	44	.463	15	23-18	15-26
Detroit	32	50	.390	21	18-23	14-27

#### SOUTHEAST DIVISION

	W	L	PCT	GB	HOME	ROAD
Atlanta	60	22	.659	-	35-6	25-16
Washington	46	36	.537	14	29-12	17-24
Miami	37	45	.524	23	20-21	17-24
Charlotte	33	49	.463	27	19-22	14-27
Orlando	25	57	.280	35	13-28	12-29

### NBA WESTERN CONFERENCE

#### SOUTHWEST DIVISION

	W	L	PCT	GB	HOME	ROAD
Houston	56	26	.683	-	30-11	26-15
Memphis	55	27	.671	1	31-10	24-17
San Antonio	55	27	.671	1	33-8	22-19
Dallas	50	32	.610	6	27-14	23-18
New Orleans	45	37	.549	11	28-13	17-24

#### NORTHWEST DIVISION

	W	L	PCT	GB	HOME	ROAD
Portland	51	31	.622	-	32-9	19-22
Oklahoma City	45	37	.549	6	29-12	16-25
Utah	38	44	.463	13	21-20	17-24
Denver	30	52	.366	21	19-22	11-30
Minnesota	16	66	.195	35	9-32	7-34

#### PACIFIC DIVISION

	W	L	PCT	GB	HOME	ROAD
Golden State	67	15	.817	-	39-2	28-13
L.A. Clippers	56	26	.683	11	30-11	26-15
Phoenix	39	43	.476	28	22-19	17-24
Sacramento	29	53	.354	38	18-23	11-30
L.A. Lakers	21	61	.256	46	12-29	9-32



# 2015-16 BROOKLYN NETS MEDIA GUIDE

## 2014-15 NBA Playoffs Results

### FIRST ROUND

#### EASTERN CONFERENCE

##### Wizards vs. Toronto

###### (Wizards wins 4-0)

Apr. 18	WAS	93	@ TOR	86
Apr. 21	WAS	117	@ TOR	106
Apr. 24	TOR	99	@ WAS	106
Apr. 26	TOR	94	@ WAS	125

##### Chicago vs. Milwaukee

###### (Chicago wins 4-2)

Apr. 18	MIL	91	@ CHI	103
Apr. 20	MIL	82	@ CHI	91
Apr. 23	CHI	113	@ MIL	106
Apr. 25	CHI	90	@ MIL	92
Apr. 27	MIL	94	@ CHI	88
Apr. 30	CHI	120	@ MIL	66

##### Boston vs. Cleveland

###### (Cleveland wins 4-0)

Apr. 19	BOS	100	@ CLE	113
Apr. 21	BOS	91	@ CLE	99
Apr. 23	CLE	103	@ BOS	95
Apr. 26	CLE	101	@ BOS	93

##### Brooklyn vs. Atlanta

###### (Atlanta wins 4-2)

Apr. 19	BKN	92	@ ATL	99
Apr. 22	BKN	91	@ ATL	96
Apr. 25	ATL	83	@ BKN	91
Apr. 27	ATL	115	@ BKN	120
Apr. 29	BKN	97	@ ATL	107
May 1	ATL	111	@ BKN	87

#### WESTERN CONFERENCE

##### New Orleans vs. Golden State

###### (Golden State wins 4-0)

Apr. 18	NOP	99	@ GSW	106
Apr. 20	NOP	87	@ GSW	97
Apr. 23	GSW	123	@ NOP	119
Apr. 25	GSW	109	@ NOP	98

##### Dallas vs. Houston

###### (Houston wins 4-1)

Apr. 18	DAL	108	@ HOU	118
Apr. 21	DAL	99	@ HOU	111
Apr. 24	HOU	130	@ DAL	128
Apr. 26	HOU	109	@ DAL	121
Apr. 28	DAL	94	@ HOU	103

##### Los Angeles Clippers vs. San Antonio

###### (Los Angeles wins 4-3)

Apr. 19	SAS	92	@ LAC	107
Apr. 22	SAS	111	@ LAC	107
Apr. 24	LAC	73	@ SAS	100
Apr. 26	LAC	114	@ SAS	105
Apr. 28	SAS	111	@ LAC	107
Apr. 30	LAC	102	@ SAS	96
May 2	SAS	109	@ LAC	111

##### Memphis vs. Portland

###### (Memphis wins 4-1)

Apr. 19	POR	86	@ MEM	100
Apr. 22	POR	82	@ MEM	97
Apr. 25	MEM	115	@ POR	109
Apr. 27	MEM	92	@ POR	99
Apr. 29	POR	93	@ MEM	99





# 2015-16 BROOKLYN NETS MEDIA GUIDE

## 2014-15 NBA Playoff Results

### CONFERENCE SEMIFINALS

#### EASTERN CONFERENCE

##### Washington vs. Atlanta

###### (Atlanta wins 4-2)

May 3	WAS	104	@ ATL	98
May 5	WAS	90	@ ATL	106
May 9	ATL	101	@ WAS	103
May 11	ATL	106	@ WAS	101
May 13	WAS	81	@ ATL	82
May 15	ATL	94	@ WAS	91

##### Chicago vs. Cleveland

###### (Cleveland wins 4-2)

May 4	CHI	99	@ CLE	92
May 6	CHI	91	@ CLE	106
May 8	CLE	96	@ CHI	99
May 10	CLE	86	@ CHI	84
May 12	CHI	101	@ CLE	106
May 14	CLE	94	@ CHI	73

### CONFERENCE FINALS

#### EASTERN CONFERENCE

##### Atlanta vs. Cleveland

###### (Cleveland wins 4-0)

May 20	CLE	97	@ ATL	89
May 22	CLE	94	@ ATL	82
May 24	ATL	111	@ CLE	114
May 26	ATL	88	@ CLE	118

### 2015 NBA FINALS

##### Cleveland vs. Golden State

###### (Golden State wins 4-2)

June 4	CLE	100	@ GSW	108
June 7	CLE	95	@ GSW	93
June 9	GSW	91	@ CLE	96
June 11	GSW	103	@ CLE	82
June 14	CLE	91	@ GSW	104
June 16	GSW	105	@ CLE	97

#### WESTERN CONFERENCE

##### Memphis vs. Golden State

###### (Golden State wins 4-2)

May 3	MEM	86	@ GSW	101
May 5	MEM	97	@ GSW	90
May 9	GSW	89	@ MEM	99
May 11	GSW	101	@ MEM	84
May 13	MEM	78	@ GSW	98
May 15	GSW	108	@ MEM	95

##### Los Angeles Clippers vs. Houston

###### (Houston wins 4-3)

May 4	LAC	117	@ HOU	101
May 6	LAC	109	@ HOU	115
May 8	HOU	99	@ LAC	124
May 10	HOU	95	@ LAC	128
May 12	LAC	103	@ HOU	124
May 14	HOU	119	@ LAC	107
May 17	LAC	100	@ HOU	113

#### WESTERN CONFERENCE

##### Golden State vs. Houston

###### (Golden State wins 4-1)

May 19	HOU	106	@ GSW	110
May 21	HOU	98	@ GSW	99
May 23	GSW	115	@ HOU	80
May 25	GSW	115	@ HOU	128
May 27	HOU	90	@ GSW	104



# 2015-16 BROOKLYN NETS MEDIA GUIDE

## 2014-15 League Leaders

SCORING AVERAGE	G	FG	FT	PTS	AVG
Westbrook, OKC.	67	627	546	1886	28.1
Harden, Hou.	81	647	715	2217	27.4
James, Cle.	69	624	375	1743	25.3
Davis, N.O.	68	642	371	1656	24.4
Cousins, Sac.	59	498	423	1421	24.1
Curry, G.S.	80	653	308	1900	23.8
Aldridge, Por.	71	659	306	1661	23.4
Griffin, LA-C	67	574	311	1469	21.9
Irving, Cle.	75	578	315	1628	21.7
Thompson, G.S.	77	602	225	1668	21.7
Wade, Mia.	62	509	284	1331	21.5
Gay, Sac.	68	508	337	1432	21.1
Lillard, Por.	82	590	344	1720	21.0
DeRozan, Tor.	60	409	361	1204	20.1
Butler, Chi.	65	421	386	1301	20.0
Vucevic, Orl.	74	631	164	1428	19.3
Hayward, Utah	76	484	375	1463	19.3
Paul, LA-C	82	568	289	1564	19.1
Ellis, Dal.	80	602	228	1513	18.9
Gasol, Chi.	78	570	294	1446	18.5

REBOUNDS PER GAME	G	OFF	DEF	TOT	AVG
Jordan, LA-C	82	397	829	1226	15.0
Drummond, Det.	82	437	667	1104	13.5
Cousins, Sac.	59	185	562	747	12.7
Gasol, Chi.	78	220	699	919	11.8
Chandler, Dal.	75	294	570	864	11.5
Vucevic, Orl.	74	238	572	810	10.9
Randolph, Mem.	71	225	522	747	10.5
Davis, N.O.	68	173	523	696	10.2
Aldridge, Por.	71	177	549	726	10.2
Monroe, Det.	69	229	475	704	10.2
Asik, N.O.	76	244	504	748	9.8
Love, Cle.	75	142	589	731	9.7
Noah, Chi.	67	219	427	646	9.6
Gobert, Utah	82	265	510	775	9.5
Duncan, S.A.	77	170	534	704	9.1
Kanter, Utah-OKC.	75	277	394	671	8.9
Faried, Den.	75	242	426	668	8.9
Gortat, Was.	82	180	537	717	8.7
Valanciunas, Tor.	80	215	478	693	8.7
Jefferson, Cha.	65	99	449	548	8.4

ASSISTS PER GAME	G	AST	AVG
Paul, LA-C	82	838	10.2
Wall, Was.	79	792	10.0
Lawson, Den.	75	720	9.6
Westbrook, OKC.	67	574	8.6
Rondo, Bos.-Dal.	68	538	7.9
Curry, G.S.	80	619	7.7
James, Cle.	69	511	7.4
Teague, Atl.	73	513	7.0
Harden, Hou.	81	565	7.0
Lowry, Tor.	70	473	6.8
Carter-Williams, ALL teams	66	442	6.7
Evans, N.O.	79	521	6.6
<b>Williams, Bkn.</b>	<b>68</b>	<b>448</b>	<b>6.6</b>
Payton, Orl.	82	533	6.5
Mo Williams, Min.-Cha.	68	424	6.2
Lillard, Por.	82	507	6.2
Bledsoe, Pho.	81	493	6.1
Jackson, OKC.-Det.	77	462	6.0
Turner, Bos.	82	449	5.5
Conley, Mem.	70	375	5.4

FIELD GOAL PCT.	FG	FGA	PCT
Jordan, LA-C	379	534	.710
Valanciunas, Tor.	373	652	.572
Gortat, Was.	439	775	.566
Mozgov, Den.-Cle.	314	566	.555
Zeller, Bos.	340	619	.549
Horford, Atl.	519	965	.538
Davis, N.O.	642	1199	.535
Favors, Utah	482	918	.525
Vucevic, Orl.	631	1206	.523
Kanter, Utah-OKC.	482	928	.519

3-PT FIELD GOAL PCT.	3FG	3FGA	PCT
Korver, Atl.	221	449	.492
Gordon, N.O.	141	315	.448
Curry, G.S.	286	646	.443
Thompson, G.S.	239	545	.439
Redick, LA-C	200	458	.437
Morrow, OKC.	141	325	.434
D. Green, S.A.	191	457	.418
Irving, Cle.	157	378	.415
Beal, Was.	106	259	.409
Dunleavy, Chi.	107	263	.407

FREE THROW PCT.	FT	FTA	PCT
Curry, G.S.	308	337	.914
Meeks, Det.	145	160	.906
Redick, LA-C	183	203	.901
Crawford, LA-C	227	252	.901
Paul, LA-C	289	321	.900
Gallinari, Den.	171	191	.895
Young, LA-L	132	148	.892
Nowitzki, Dal.	255	289	.882
<b>Jack, Bkn.</b>	<b>200</b>	<b>227</b>	<b>.881</b>
Martin, Min.	170	193	.881

STEALS PER GAME	G	STL	AVG
Leonard, S.A.	64	148	2.31
Westbrook, OKC.	67	140	2.09
Allen, Mem.	63	129	2.05
Curry, G.S.	80	163	2.04
Paul, LA-C	82	156	1.90
Harden, Hou.	81	154	1.90
Ariza, Hou.	82	152	1.85
Ellis, Dal.	80	148	1.85
Millsap, Atl.	73	130	1.78
Noel, Phi.	75	133	1.77

BLOCKS PER GAME	G	BLK	AVG
Davis, N.O.	68	200	2.94
Ibaka, OKC.	64	155	2.42
Gobert, Utah	82	189	2.30
Jordan, LA-C	82	183	2.23
Henson, Mil.	67	135	2.01
Duncan, S.A.	77	151	1.96
Noel, Phi.	75	142	1.89
Gasol, Chi.	78	147	1.88
Drummond, Det.	82	153	1.87
<b>Lopez, Bkn.</b>	<b>72</b>	<b>126</b>	<b>1.75</b>

MINUTES PER GAME	G	MIN	AVG
Butler, Chi.	65	2513	38.7
Harden, Hou.	81	2981	36.8
Irving, Cle.	75	2730	36.4
Wiggins, Min.	82	2969	36.2
James, Cle.	69	2493	36.1
Davis, N.O.	68	2455	36.1
Wall, Was.	79	2837	35.9
Oladipo, Orl.	72	2573	35.7
Ariza, Hou.	82	2930	35.7
Lillard, Por.	82	2925	35.7

NBA



# 2015-16 BROOKLYN NETS MEDIA GUIDE

## 2014-15 NBA Season Award Winners

### 2014-15 NBA HONOR ROLL

NBA Most Valuable Player	Stephen Curry, Golden State Warriors
NBA Sixth Man Award	Lou Williams, Toronto Raptors
Kia Most Improved Player	Jimmy Butler, Chicago Bulls
NBA Coach of the Year	Mike Budenholzer, Atlanta Hawks
T-Mobile Rookie of the Year	Andrew Wiggins, Minnesota Timberwolves
NBA Defensive Player of the Year	Kawhi Leonard, San Antonio Spurs
NBA Sportsmanship Award	Kyle Korver, Atlanta Hawks

### ALL-NBA FIRST TEAM

Forward	LeBron James, Cleveland Cavaliers
Forward	Anthony Davis, New Orleans Pelicans
Center	Marc Gasol, Memphis Grizzlies
Guard	James Harden, Houston Rockets
Guard	Stephen Curry, Golden State Warriors

### ALL-NBA SECOND TEAM

Forward	Pau Gasol, Chicago Bulls
Forward	LaMarcus Aldridge, Portland Trail Blazers
Center	DeMarcus Cousins, Sacramento Kings
Guard	Russell Westbrook, OKC Thunder
Guard	Chris Paul, Los Angeles Clippers

### ALL-NBA THIRD TEAM

Forward	Blake Griffin, Los Angeles Clippers
Forward	Tim Duncan, San Antonio Spurs
Center	DeAndre Jordan, Los Angeles Clippers
Guard	Klay Thompson, Golden State Warriors
Guard	Kyrie Irving, Cleveland Cavaliers

### ALL-ROOKIE FIRST TEAM

Elfrid Payton	Orlando Magic
Jordan Clarkson	Los Angeles Lakers
Andrew Wiggins	Minnesota Timberwolves
Nikola Mirotic	Chicago Bulls
Nerlens Noel	Philadelphia 76ers

### ALL-ROOKIE SECOND TEAM

Marcus Smart	Boston Celtics
Langston Galloway	New York Knicks
Zach LaVine	Minnesota Timberwolves
<b>Bojan Bogdanovic</b>	<b>Brooklyn Nets</b>
Jusuf Nurkic	Denver Nuggets

### NBA ALL-DEFENSIVE FIRST TEAM

Kawhi Leonard	San Antonio Spurs
Draymond Green	Golden State Warriors
DeAndre Jordan	Los Angeles Clippers
Tony Allen	Memphis Grizzlies
Chris Paul	Los Angeles Clippers

### NBA ALL-DEFENSIVE SECOND TEAM

Anthony Davis	New Orleans Pelicans
Tim Duncan	San Antonio Spurs
Andrew Bogut	Golden State Warriors
Jimmy Butler	Chicago Bulls
John Wall	Washington Wizards

### COMMUNITY ASSIST AWARD 2014-15

MONTH	PLAYER	TEAM
October	Russell Westbrook	Oklahoma City Thunder
November	Klay Thompson	Golden State Warriors
December	Ben McLemore	Sacramento Kings
January	Anthony Davis	New Orleans Pelicans
February	Joakim Noah	Chicago Bulls
March	Tobias Harris	Orlando Magic
April	Chris Paul	Los Angeles Clippers

### 2014-15 SEASON LONG COMMUNITY ASSIST AWARD

Russell Westbrook	Oklahoma City Thunder
-------------------	-----------------------



# 2015-16 BROOKLYN NETS MEDIA GUIDE

## 2014-15 NBA Monthly Award Winners

MONTH	PLAYER OF THE MONTH	TEAM
November	Jimmy Butler	Chicago Bulls
	Stephen Curry	Golden State Warriors
December	Kyle Lowry	Toronto Raptors
	James Harden	Houston Rockets
January	DeMarre Carroll	Atlanta Hawks
	Al Horford	Atlanta Hawks
	Kyle Korver	Atlanta Hawks
	Paul Millsap	Atlanta Hawks
	Jeff Teague	Atlanta Hawks
	James Harden	Houston Rockets
February	LeBron James	Cleveland Cavaliers
	Russell Westbrook	Oklahoma City Thunder
March	LeBron James	Cleveland Cavaliers
	Russell Westbrook	Oklahoma City Thunder
April	DeMar DeRozan	Toronto Raptors
	Russell Westbrook	Oklahoma City Thunder

MONTH	T-MOBILE ROOKIE OF THE MONTH	TEAM
November	Jabari Parker	Milwaukee Bucks
	Andrew Wiggins	Minnesota Timberwolves
December	Nikola Mirotic	Chicago Bulls
	Andrew Wiggins	Minnesota Timberwolves
January	Elfrid Payton	Orlando Magic
	Andrew Wiggins	Minnesota Timberwolves
February	Marcus Smart	Boston Celtics
	Andrew Wiggins	Minnesota Timberwolves
March	Nikola Mirotic	Chicago Bulls
	Jordan Clarkson	Los Angeles Lakers
April	<b>Bojan Bogdanovic</b>	<b>Brooklyn Nets</b>
	Rodney Hood	Utah Jazz

MONTH	COACH OF THE MONTH	TEAM
November	Dwane Casey	Toronto Raptors
	Dave Joerger	Memphis Grizzlies
December	Mike Budenholzer	Atlanta Hawks
	Terry Stotts	Portland Trail Blazers
January	Mike Budenholzer	Atlanta Hawks
	Steve Kerr	Golden State Warriors
February	Frank Vogel	Indiana Pacers
	Scott Brooks	Oklahoma City Thunder
March	David Blatt	Cleveland Cavaliers
	Steve Kerr	Golden State Warriors
April	Brad Stevens	Boston Celtics
	Doc Rivers	Los Angeles Clippers





# 2015-16 BROOKLYN NETS MEDIA GUIDE

## 2014-15 NBA Weekly Award Winners

WEEK ENDING	PLAYER	TEAM
11/3/14	Chris Bosh	Miami Heat
	Klay Thompson	Golden State Warriors
11/10/14	Deron Williams	Brooklyn Nets
	Stephen Curry	Golden State Warriors
11/17/14	LeBron James	Cleveland Cavaliers
	Damian Lillard	Portland Trail Blazers
11/24/14	Lou Williams	Toronto Raptors
	DeMarcus Cousins	Sacramento Kings
12/1/14	LeBron James	Cleveland Cavaliers
	Blake Griffin	Los Angeles Clippers
12/8/14	Kyle Lowry	Toronto Raptors
	LaMarcus Aldridge	Portland Trail Blazers
12/15/14	John Wall	Washington Wizards
	James Harden	Houston Rockets
12/22/14	Al Horford	Atlanta Hawks
	LaMarcus Aldridge	Portland Trail Blazers
12/29/14	Jimmy Butler	Chicago Bulls
	James Harden	Houston Rockets
1/5/15	Jeff Teague	Atlanta Hawks
	Kevin Durant	Oklahoma City Thunder
1/12/15	Kemba Walker	Charlotte Hornets
	Klay Thompson	Golden State Warriors
1/19/15	Al Horford	Atlanta Hawks
	Mo Williams	Minnesota Timberwolves
1/26/15	LeBron James	Cleveland Cavaliers
	Klay Thompson	Golden State Warriors
2/2/15	Kyrie Irving	Cleveland Cavaliers
	Zach Randolph	Memphis Grizzlies
2/9/15	Giannis Antetokounmpo	Milwaukee Bucks
	Russell Westbrook	Oklahoma City Thunder
3/2/15	Isaiah Thomas	Boston Celtics
	Damian Lillard	Portland Trail Blazers
3/9/15	Mo Williams	Charlotte Hornets
	Russell Westbrook	Oklahoma City Thunder
3/16/15	Kyrie Irving	Cleveland Cavaliers
	Anthony Davis	New Orleans Pelicans
3/23/15	Dwyane Wade	Miami Heat
	Chris Paul	Los Angeles Clippers
3/30/15	<b>Brook Lopez</b>	<b>Brooklyn Nets</b>
	Stephen Curry	Golden State Warriors
4/6/15	<b>Brook Lopez</b>	<b>Brooklyn Nets</b>
	James Harden	Houston Rockets
4/13/15	Isaiah Thomas	Boston Celtics
	Tim Duncan	San Antonio Spurs



# 2015-16 BROOKLYN NETS MEDIA GUIDE

## 2015 NBA Draft

### ROUND 1

PICK	TEAM	SELECTION	COLLEGE/COUNTRY
1	Minnesota Timberwolves	Karl-Anthony Towns, F/C	Kentucky
2	Los Angeles Lakers	D'Angelo Russell, G	Ohio State
3	Philadelphia 76ers	Jahlil Okafor, C	Duke
4	New York Knicks	Kristaps Porzingis, F	Latvia
5	Orlando Magic	Mario Hezonja, G	Croatia
6	Sacramento Kings	Willie Cauley-Stein, C	Kentucky
7	Denver Nuggets	Emmanuel Mudiay, G	Democratic Republic of Congo
8	Detroit Pistons	Stanley Johnson, F	Arizona
9	Charlotte Hornets	Frank Kaminsky, F	Wisconsin
10	Miami Heat	Justise Winslow, F	Duke
11	Indiana Pacers	Myles Turner, C	Texas
12	Utah Jazz	Trey Lyles, F	Kentucky
13	Phoenix Suns	Devin Booker, G	Kentucky
14	Oklahoma City Thunder	Cameron Payne, G	Murray State
15	Atlanta Hawks (traded to Washington)	Kelly Oubre Jr., G/F	Kansas
16	Boston Celtics	Terry Rozier, G	Louisville
17	Milwaukee Bucks	Rashad Vaughn, G/F	UNLV
18	Houston Rockets	Sam Dekker, F	Wisconsin
19	Washington Wizards (traded to New York via Atlanta)	Jerian Grant, G	Notre Dame
20	Toronto Raptors	Delon Wright, G	Utah
21	Dallas Mavericks	Justin Anderson, F	Virginia
22	Chicago Bulls	Bobby Portis, F	Arkansas
23	Portland Trail Blazers (traded to Brooklyn)	Rondae Hollis-Jefferson, F	Arizona
24	Cleveland Cavaliers (traded to Minnesota)	Tyus Jones, G	Duke
25	Memphis Grizzlies	Jarrell Martin, F	LSU
26	San Antonio Spurs	Nikola Milutinovic, C	Serbia
27	Los Angeles Lakers	Larry Nance Jr., F	Wyoming
28	Boston Celtics	R.J. Hunter, G	Georgia State
29	<b>Brooklyn Nets</b>	<b>Chris McCullough, F</b>	<b>Syracuse</b>
30	Golden State Warriors	Kevon Looney, F	UCLA

### ROUND 2

PICK	TEAM	SELECTION	COLLEGE/COUNTRY
31	Minnesota Timberwolves (traded to Cleveland)	Cedi Osman, G/F	Turkey
32	Houston Rockets	Montrezl Harrell, F	Louisville
33	Boston Celtics	Jordan Mickey, F	LSU
34	Los Angeles Lakers	Anthony Brown, F	Stanford
35	Philadelphia 76ers (traded to New York)	Guillermo Hernangomez, C	Spain
36	Minnesota Timberwolves (traded to Cleveland)	Rakeem Christmas, F/C	Syracuse
37	Philadelphia 76ers	Richaun Holmes, F	Bowling Green
38	Detroit Pistons	Darrun Hilliard, G	Villanova
39	Charlotte Hornets (traded to Brooklyn)	Juan Pablo Vaulet, F	Argentina
40	Miami Heat	Josh Richardson, G/F	Tennessee
41	<b>Brooklyn Nets (traded to Portland)</b>	<b>Pat Connaughton, F</b>	<b>Notre Dame</b>
42	Utah Jazz	Olivier Hanlan, G	Boston College
43	Indiana Pacers	Joe Young, G	Oregon
44	Phoenix Suns (traded to Memphis)	Andrew Harrison, G	Kentucky
45	Boston Celtics	Marcus Thornton, G	William & Mary
46	Milwaukee Bucks (traded to Toronto)	Norman Powell, G	UCLA
47	Philadelphia 76ers	Arturas Gudaitis, C	Lithuania
48	Oklahoma City Thunder	Dakari Johnson, C	Kentucky
49	Washington Wizards	Aaron White, F	Iowa
50	Atlanta Hawks	Marcus Eriksson, G	Sweden
51	Orlando Magic	Tyler Harvey, G	Eastern Washington
52	Dallas Mavericks	Satnam Singh Bhamara, C	India
53	Cleveland Cavaliers	Sir'Dominic Pointer, F	St. John's
54	Utah Jazz (traded to Portland)	Dani Diez, F	Spain
55	San Antonio Spurs	Cady Lalanne, F	UMass
56	New Orleans Pelicans (traded to L.A. Clippers)	Branden Dawson, F	Michigan State
57	Denver Nuggets	Nikola Radicevic, G	Serbia
58	Philadelphia 76ers	J.P. Tokoto, G/F	North Carolina
59	Atlanta Hawks	Dimitrios Agravanis, F	Greece
60	Philadelphia 76ers	Luka Mitrovic, F	Serbia



# 2015-16 BROOKLYN NETS MEDIA GUIDE

## NBA Development League Directory

### NBA D-League Office

Olympic Tower, 645 5th Avenue; New York, NY 10022  
Media Relations Contact: Joanna Shapiro (jshapiro@nba.com)

### Austin Spurs

13581 Pond Springs Rd, Suite 108; Austin, TX 78729  
Tel: (512) 236-8333; Fax: (512) 236-8444  
Arena: Cedar Park Center  
Media Relations Contact: Perri Travillion (ptravillion@austintoros.com)  
NBA Affiliation: San Antonio

### Bakersfield Jam

1400 Norris Road; Bakersfield, CA 93308  
Tel: (661) 615-6550; Fax: (661) 615-6555  
Arena: Dignity Health Event Center  
Media Relations Contact: William Aquije (william@bakersfieldjam.com)  
NBA Affiliations: Phoenix

### Canton Charge

1101 Market Avenue North; Canton, OH 44702  
Tel: (330) 489-1701; Fax: (330) 489-1703  
Arena: Canton Memorial Civic Center  
Media Relations Contact: Sean Wyatt (swyatt@cantoncharge.com)  
NBA Affiliation: Cleveland

### Delaware 87ers

300 Martin Luther King Blvd, Suite 200; Wilmington, DE 19801  
Tel: (302) 504-7587; Fax: (302) 351-5370  
Arena: Bob Carpenter Center  
Media Relations Contact: Andrew Dzurita (andrewdzurita@sevens.com)  
NBA Affiliation: Philadelphia

### Erie BayHawks

110 East 8th Street; Erie, PA 16501  
Tel: (814) 790-5600; Fax: (814) 790-5608  
Arena: Erie Insurance Arena  
Media Relations Contact: Iris Rayburn (iris.rayburn@nbaerie.com)  
NBA Affiliation: Orlando

### Fort Wayne Mad Ants

1910 St. Joe Center Rd, Suite 61; Fort Wayne, IN 46825  
Tel: (260) 469-4667; Fax: (260) 469-4674  
Arena: Allen County War Memorial Coliseum  
Media Relations Contact: Kara Stevenson (kara@fortwaynehoops.com)  
NBA Affiliation: Indiana

### Grand Rapids Drive

40 Monroe Center St NW, Suite 11; Grand Rapids, MI 49503  
Tel: (844) 433-7483  
Arena: DeltaPlex Arena  
Media Relations Contact: Sarah Parfet Jbara (spj@nbagrandrapids.com)  
NBA Affiliation: Detroit

### Idaho Stampede

233 South Capitol Blvd., Suite 100; Boise, ID 83702  
Tel: (208) 388-4667; Fax: (208) 388-3845  
Arena: CenturyLink Arena  
Media Relations Contact: Aubrie Warkentien (aubrie@idahostampede.com)  
NBA Affiliation: Utah

### Iowa Energy

730 Third Street; Des Moines, Iowa 50309  
Tel: (515) 564-8550; Fax: (515) 564-8551  
Arena: Wells Fargo Arena  
Media Relations Contact: Mike Leighton (mleighton@iowanba.com)  
NBA Affiliations: Memphis

### Los Angeles D-Fenders

555 North Nash Street; El Segundo, CA 90245  
Tel: (310) 426-6000; Fax: (310) 426-6031  
Arena: Toyota Sports Center  
Media Relations Contact: Will Patterson (wpatterson@d-fenders.com)  
NBA Affiliation: Los Angeles Lakers

### Maine Red Claws

413 Congress Street; Portland, ME 04101  
Tel: 207-210-6655; Fax: 207-210-6659  
Arena: Portland Exposition Building  
Media Relations Contact: Evans Boston (eboston@maineredclaws.com)  
NBA Affiliation: Boston

### Oklahoma City Blue

208 Thunder Drive, Oklahoma City, OK 73102  
Tel: (918) 208-4800; Fax: (918) 429-7900  
Arena: Cox Convention Center  
Media Relations Contact: Ben Coldagelli (bcoldagelli@thunder-nba.com)  
NBA Affiliation: Oklahoma City

### Raptors 905

5600 Rose Cherry Place; Mississauga, ON L4Z4B6  
Tel: (416) 815-5423 Fax: (416) 902-4311  
Arena: Hershey Centre  
Media Relations Contact: TBD  
NBA Affiliation: Toronto

### Reno Bighorns

50 West Liberty St, Suite 201; Reno, NV 89501  
Tel: (775) 853-8220; Fax: (775) 853-1601  
Arena: Reno Events Center  
Media Relations Contact: Kyle Jones (kjones@renobighorns.com)  
NBA Affiliation: Sacramento

### Rio Grande Valley Vipers

4500 North 10th Street, Suite 315; McAllen, TX 78504  
Tel: (956) 972-1144; Fax: (956) 972-1150  
Arena: State Farm Arena  
Media Relations Contact: Rebecca Sweat (rsweat@rgvipers.com)  
NBA Affiliation: Houston

### Santa Cruz Warriors

903 Pacific Avenue, Suite 101; Santa Cruz, CA 95060  
Tel: (831) 731-4396; Fax: (831) 466-3201  
Arena: Kaiser Permanente Arena  
Media Relations Contact: Gina Antoniello (gantonniello@santacruzbasketball.com)  
NBA Affiliation: Golden State

### Sioux Falls Skyforce

2131 South Minnesota Ave; Sioux Falls, SD 57105  
Tel: (605) 332-0605; Fax: (605) 332-2305  
Arena: Sanford Pentagon  
Media Relations Contact: Darren Feeney (darren@skyforceonline.com)  
NBA Affiliation: Miami

### Texas Legends

2601 Avenue of the Stars, Suite 300; Frisco, TX 75034  
Tel: (214) 469-0822; Fax: (214) 469-0823  
Arena: Dr. Pepper Arena  
Media Relations Contact: Britney Wynn (bwynn@texlegends.com)  
NBA Affiliation: Dallas

### Westchester Knicks

198 Central Avenue, White Plains, NY 10606  
Tel: (914) 559-6888  
Arena: Westchester County Center  
Media Relations Contact: Katie Hatch (katie.hatch@msg.com)  
NBA Affiliation: New York

[BACK TO THE TOP](#)

# ABA

**NETS ABA YEAR-BY-YEAR HISTORY**

**NETS ABA TRADE HISTORY**

**NETS RECORD VS. ABA OPPONENTS**

**NETS ABA YEAR-BY-YEAR LEADERS**

**NETS ABA INDIVIDUAL SINGLE GAME RECORDS**

**NETS TOP FIVE ABA RANKINGS**

**NETS ABA ALL-STAR GAME STATISTICS**

**NETS ABA HONORS**





# 2015-16 BROOKLYN NETS MEDIA GUIDE

## Nets ABA Year-by-Year History

### 1967-68: NEW ABA FRANCHISE SOLD TO ARTHUR BROWN

**Team Name:** New Jersey Americans

**Home Court:** Teaneck Armory, Teaneck, NJ

**Final Record:** 36-42 (.462)

**Head Coach:** Max Zaslofsky

Franchise known as the New Jersey Americans plays its first game on October 23, 1967. Team finishes tied for last playoff spot with Kentucky Colonels. New Jersey forced to forfeit game due to unplayable floor in Commack Arena (Long Island). Circus in Armory prevents game from being played in Teaneck.

### 1967-68 ROSTER

20	Dan Anderson	C	6-10	230	2/15/43	Augsburg
33	John Austin	G	6-0	170	8/31/44	Boston College
41	Al Beard	C	6-9	200	4/27/42	Norfolk State
	Jim Caldwell	C	6-10	240	1/28/43	Georgia Tech
40	Art Heyman	F	6-5	205	6/24/41	Duke
24	Tony Jackson	G	6-4	200	11/7/42	St. John's
41	Stew Johnson	F	6-8	220	8/19/44	Murray State
40	Barry Leibowitz	G	6-2	180	8/10/45	Long Island
3	Bob Lloyd	G	6-1	184	1/3/46	Rutgers
32	John Mathis	F	6-6	220	7/14/43	Savannah State
44	Bob McIntyre	F	6-6	215	1/23/44	St. John's
27	Mel Nowell	G	6-2	170	12/27/39	Ohio State
4	Walt Simon	F	6-6	200	12/1/39	Benedict S.C.
30	Bruce Spraggins	F	6-5	188	1/1/40	Virginia Union
23	Levern Tart	G	6-2	195	6/1/42	Bradley
22	Dexter Westbrook	F	6-8	190	1/1/43	Providence
11	Hank Whitney	F	6-7	230	4/28/39	Iowa State

### FINAL 1967-68 STATISTICS (36-42) NEW JERSEY AMERICANS

NAME	G	MIN	FGM	FGA	FGP	3PM	3PA	3PP	FTM	FTA	FTP	REB	AST	PTS	RPG	APG	PPG
Dan Anderson	78	2626	463	938	.494	0	0	.000	223	320	.697	856	92	1149	11	1.2	14.7
John Austin	41	692	108	279	.387	0	11	.000	101	140	.721	64	58	317	1.6	1.4	7.7
Al Beard	12	118	12	23	.522	0	0	.000	6	11	.545	46	0	30	3.8	0.0	2.5
Jim Caldwell	12	261	23	66	.348	0	0	.000	10	22	.454	85	11	56	7.1	0.9	4.7
Art Heyman	19	439	97	252	.384	3	17	.180	65	101	.643	70	37	262	7.7	1.9	13.8
Tony Jackson	74	2638	449	1171	.383	91	302	.300	450	543	.829	500	140	1439	6.8	1.9	19.4
Stew Johnson	55	1196	184	528	.350	16	53	.300	55	88	.630	327	44	471	5.9	0.8	8.6
Barry Leibowitz	24	707	98	287	.341	0	7	.000	77	96	.802	72	93	273	3.0	3.9	11.4
Bob Lloyd	58	995	147	349	.421	3	8	.380	170	199	.854	108	93	467	1.9	1.6	8.1
John Mathis	51	656	69	186	.371	0	2	.000	35	55	.636	194	28	173	3.8	0.5	3.4
Bob McIntyre	21	451	70	187	.374	0	1	.000	34	58	.586	101	11	174	4.8	0.5	8.3
Mel Nowell	76	1555	273	679	.402	9	32	.280	176	213	.826	193	155	731	2.5	2.0	9.6
Walt Simon	78	2518	433	955	.453	1	15	.070	169	266	.635	524	212	1036	6.7	2.7	13.3
Bruce Spraggins	70	1590	306	686	.446	2	5	.400	238	336	.708	329	66	852	4.7	0.9	12.2
Levern Tart	31	1085	212	514	.410	0	3	.000	165	199	.830	120	102	589	3.9	3.3	19
Dexter Westbrook	12	127	19	39	.487	0	0	.000	10	14	.714	23	5	48	1.9	0.4	4.0
Hank Whitney	37	1159	217	552	.393	0	0	.000	157	220	.714	477	56	591	12.9	1.5	16



# 2015-16 BROOKLYN NETS MEDIA GUIDE

## 1968-69: NEW JERSEY AMERICANS BECOMES NEW YORK NETS

**Team Name:** New York Nets

**Home Court:** Commack Arena, Commack, NY

**Final Record:** 17-61

On July 15, franchise moves to Commack, Long Island, becoming the New York Nets. Bobby Lloyd of Rutgers hits 49 free throws in a row over a 13-game span for a new ABA record.

### 1968-69 ROSTER

20	Dan Anderson	C	6-10	230	2/15/43	Augsburg
32	Tom Bowns	F	6-8	220	7/7/40	Grambling
22	Steve Chubin	G	6-2	200	2/8/44	Rhode Island
9	Ollie Darden	F	6-7	235	7/28/44	Michigan
30	Will Frazier	F	6-7	210	8/24/42	Grambling
11	Tom Hoover	C	6-9	230	1/23/41	Villanova
24	Tony Jackson	G	6-4	200	11/7/42	St. John's
10	Stew Johnson	F	6-8	220	8/19/44	Murray State
	Rod Knowles	C	6-9	215	2/27/46	Davidson
	Tony Koski	F	6-8	215	6/26/46	Providence
20	Manny Leaks	F	6-8	225	11/27/45	Niagara
27	Leary Lentz	F	6-6	200	2/23/45	Houston
3	Bob Lloyd	G	6-1	184	1/3/46	Rutgers
20	Randy Mahaffey	F	6-7	210	9/28/45	Clemson
22	Maurice McHartley	G	6-3	185	8/1/42	North Carolina A&T
22	Ron Perry	G	6-3	190	12/29/43	Virginia Tech
4	Walt Simon	F	6-6	200	12/1/39	Benedict S.C.
33	Willie Somerset	G	5-8	170	3/17/42	Duquense
23	Levern Tart	G	6-2	195	6/1/42	Bradley
27	Bob Verga	G	6-1	190	9/7/45	Duke
11	Hank Whitney	F	6-7	230	4/28/39	Iowa State
10	Ken Wilburn	F	6-6	195	6/8/44	Central State
33	Willie Worsley	G	5-9	175	11/13/45	Texas Western

### FINAL 1968-69 STATISTICS (17-61) NEW YORK NETS

NAME	G	MIN	FGM	FGA	FGP	3PM	3PA	3PP	FTM	FTA	FTP	REB	AST	PTS	RPG	APG	PPG
Dan Anderson	25	677	101	233	.433	0	0	.000	75	91	.824	217	34	277	5.8	1.2	8.6
Tom Bowns	76	1550	186	453	.410	0	3	.000	83	128	.648	455	52	455	2.8	1.7	12.8
Steve Chubin	28	828	153	394	.388	1	17	.060	138	169	.816	103	139	445	14.2	2.0	12.5
Ollie Darden	30	726	133	279	.476	0	0	.000	78	110	.709	214	42	344	8.7	1.4	11.1
Will Frazier	75	1370	217	512	.423	0	0	.000	120	194	.618	416	66	554	3.7	2.5	14.7
Tom Hoover	40	1256	165	354	.466	0	2	.000	110	162	.679	411	106	440	7.1	1.4	11.5
Tony Jackson	3	20	0	3	.000	0	0	.000	1	1	1.000	3	0	1	1.0	0.0	0.3
Stew Johnson	9	205	28	72	.388	2	8	.250	16	17	.941	44	9	74	4.1	0.3	5.0
Rod Knowles	1	3	0	0	.000	0	0	.000	0	0	.000	0	0	0	0.0	0.0	0.0
Tony Koski	5	30	2	7	.285	0	0	.000	2	2	1.000	7	4	6	1.4	0.8	1.2
Manny Leaks	20	712	96	289	.332	0	1	.000	58	81	.716	283	40	250	5.5	0.9	7.4
Leary Lentz	26	442	48	126	.380	0	1	.000	33	43	.767	107	9	129	6.0	0.7	6.0
Bob Lloyd	67	1358	215	541	.397	12	31	.390	218	246	.886	112	136	660	3.7	5.0	15.9
Randy Mahaffey	48	1594	249	577	.431	0	2	.000	164	228	.719	387	64	662	4.1	3.7	19.3
Maurice McHartley	24	645	107	266	.402	0	4	.000	83	107	.775	76	76	297	1.7	2.0	9.9
Ron Perry	23	812	165	425	.388	22	57	.390	92	131	.702	95	85	444	3.2	3.2	12.4
Walter Simon	68	2750	570	1296	.439	6	27	.220	290	417	.695	554	234	1436	8.1	3.4	21.1
Willie Somerset	31	1325	263	593	.440	19	64	.300	164	200	.820	135	166	747	4.4	5.4	24.1
Levern Tart	35	920	190	427	.444	0	1	.000	133	170	.782	128	87	513	8.1	1.3	13.8
Bob Verga	24	521	99	273	.362	5	18	.280	103	104	.715	68	41	306	10.3	2.7	11.0
Hank Whitney	31	643	104	248	.419	0	0	.000	60	82	.731	181	38	268	4.9	1.0	8.2
Ken Wilburn	4	22	2	8	.250	0	0	.000	6	9	.666	4	2	10	1.0	0.5	2.5
Willie Worsley	24	460	36	123	.292	10	30	.330	63	84	.750	35	39	145	1.5	1.6	6.0



# 2015-16 BROOKLYN NETS MEDIA GUIDE

## 1969-70: ROY BOE PURCHASES NEW YORK ABA FRANCHISE ON MAY 26

**Record:** 39-45

**Final Head Coach:** York Larese

Team transfers operations to Island Green, Hempstead, NY on Oct. 17. York Larese signs one year contract to coach the Nets. Bill Melchionni lured from Philadelphia 76ers. The Nets first round draft choice in 1967, Sonny Dove of St. John's joins the club. Levern Tart leads the Nets in scoring with 24.1 ppg. Nets attain playoffs for first time, but fall in semi-final round to Kentucky, four games to three.

## 1969-70 ROSTER

12	Bob Arnzen	F	6-5	205	11/3/47	Notre Dame
11	Bob Christian	C	6-10	255	5/11/46	Grambling
24	Steve Chubin	G	6-2	200	2/8/44	Rhode Island
11	Sonny Dove	F	6-8	198	2/14/43	St. John's
21	Billy Evans	G	6-0	170	10/3/47	Boston College
	Jack Gillespie	F	6-6	215	10/1/47	Montana State
14	Luther Green	F	6-7	190	11/13/46	Long Island
20	Dennis Grey	F	6-8	215	8/26/47	California Western
40	Les Hunter	F	6-7	210	8/16/42	Loyola
20	Ed Johnson	C	6-8	205	6/17/44	Tennessee State
15	Barry Kramer	F	6-4	200	11/10/42	New York
24	George Lehmann	G	6-0	180	5/1/42	Campbell JC
22	Bob McIntyre	F	6-6	215	1/23/44	St. John's
25	Bill Melchionni	G	6-1	165	10/19/44	Villanova
4	Walt Simon	F	6-6	200	12/1/39	Benedict S.C.
10	John Smith	C	7-0	235	5/24/44	Southern Colorado
23	Levern Tart	G	6-2	195	6/1/42	Bradley
5	Ronald Taylor	C	7-1	265	11/21/47	Southern California

## FINAL 1969-70 STATISTICS (39-45) NEW YORK NETS

NAME	G	MIN	FGM	FGA	FGP	3PM	3PA	3PP	FTM	FTA	FTP	REB	AST	PTS	RPG	APG	PPG
Bob Arnzen	13	98	19	48	.395	0	1	.000	2	6	.333	22	5	11	1.7	0.4	3.1
Bob Christian	1	4	1	3	.333	0	0	.000	0	0	.000	2	0	1	2.0	0.0	2.0
Steve Chubin	72	873	153	318	.338	2	6	.333	54	97	.880	286	64	207	3.2	2.4	10.8
Sonny Dove	80	2284	456	987	.462	2	13	.154	240	379	.633	543	107	295	6.8	1.3	14.4
Billy Evans	53	602	32	87	.367	0	2	.000	38	70	.542	39	100	89	0.7	1.9	1.9
Jack Gillespie	2	27	0	5	.000	0	0	.000	2	2	1.000	7	0	3	3.5	0.0	1.0
Luther Green	11	232	40	118	.376	0	3	.000	37	42	.567	35	26	29	4.5	0.5	4.8
Dennis Grey	4	74	6	24	.250	0	0	.000	6	12	.500	25	0	15	6.3	0.0	4.5
Les Hunter	79	2859	486	1122	.433	6	41	.146	317	432	.733	673	215	335	8.5	2.7	16.4
Ed Johnson	74	2486	405	848	.477	1	2	.500	226	404	.559	879	88	305	11.9	1.2	14.0
Barry Kramer	7	56	10	31	.322	0	1	.000	7	8	.875	13	3	10	1.9	0.4	3.9
George Lehmann	59	739	114	303	.370	41	126	.325	55	97	.861	263	27	117	0.8	2.3	7.5
Bob McIntyre	7	94	12	32	.375	1	3	.333	0	1	.000	20	5	8	2.9	0.7	3.6
Bill Melchionni	80	3157	479	1030	.465	5	28	.179	255	311	.819	230	457	282	2.9	5.7	15.2
John Smith	16	165	9	40	.225	0	1	.000	5	7	.714	60	3	30	3.8	0.2	1.4
Walt Simon	81	2696	454	1030	.440	1	20	.050	253	338	.748	474	294	296	5.9	3.6	14.3
Levern Tart	80	3210	756	1528	.494	11	35	.314	412	526	.783	546	264	268	6.8	3.3	24.2
Ronald Taylor	72	873	153	318	.481	0	0	.000	54	97	.557			360	0.0	0.0	5.0

ABA



# 2015-16 BROOKLYN NETS MEDIA GUIDE

## 1970-71: RICK BARRY COMES TO NETS FROM VIRGINIA; LOU CARNESECCA BECOMES HEAD COACH

**Final Record:** 40-44

**Head Coach:** Lou Carnesecca

Rick Barry, whom, the Nets acquired from the Virginia Squires on September 2, averages 29.4 ppg and becomes the first Net player to be named to the ABA All-League team. Lou Carnesecca leaves St. John's to assume Nets coaching duties. Nets reach playoffs for the second consecutive season, but fall to Virginia four games to two in the semi-final round.

### 1970-71 ROSTER

12	Jim Ard	F	6-9	215	9/19/1948	Cincinnati
24	Rick Barry	F	6-7	205	10/28/1944	Miami
15	Bill Bunting	F	6-8	200	8/26/1947	North Carolina
4	Jeffery Congdon	G	6-1	180	10/17/1943	Brigham Young
3	Billy DeAngelis	G	6-1	180	10/5/1946	St. Joseph's
21	Joe DePre	G	6-3	185	12/19/1947	St. John's
11	Sonny Dove	F	6-8	198	2/14/1943	St. John's
14	Luther Green	F	6-7	190	11/13/1946	Long Island
10	Jim Hayes	G	6-3	200	2/18/1948	Boston
40	Les Hunter	F	6-7	210	8/16/1942	Loyola
20	Ed Johnson	C	6-8	205	6/17/1944	Tennessee State
3	Manny Leaks	F	6-8	225	11/27/1945	Niagara
25	Bill Melchionni	G	6-2	165	10/19/1944	Villanova
5	Billy Paultz	C	6-11	240	7/30/1948	St. John's
23	Levern Tart	G	6-2	195	6/1/1942	Bradley
22	Oliver Taylor	G	6-2	194	10/7/1947	Houston

### FINAL 1970-71 STATISTICS (40-44) NEW YORK NETS

NAME	G	MIN	FGM	FGA	FGP	3PM	3PA	3PP	FTM	FTA	FTP	REB	AST	PTS	RPG	APG	PPG
Jim Ard	73	1027	174	382	.455	0	3	.000	79	132	.598	337	40	427	4.6	0.5	5.8
Rick Barry	59	2502	632	1348	.468	19	86	.221	451	507	.889	401	294	1734	6.8	5.0	29.4
Bill Bunting	39	687	65	151	.430	0	0	.000	60	69	.869	142	34	190	3.6	0.9	4.9
Jeffery Congdon	42	579	62	150	.413	4	13	.308	32	37	.864	54	97	160	1.3	2.3	3.8
Billy DeAngelis	8	47	3	6	.500	0	0	.000	4	6	.666	6	8	10	0.8	1.0	1.3
Joe DePre	72	1707	250	488	.512	0	4	.000	132	172	.767	175	138	632	2.4	1.9	8.8
Sonny Dove	83	2280	467	1006	.464	4	14	.286	186	273	.681	676	88	1124	8.1	1.1	13.5
Luther Green	26	164	40	88	.454	0	4	.000	18	44	.409	55	3	98	2.1	0.1	3.8
Jim Hayes	47	494	46	109	.422	0	0	.000	52	67	.776	45	47	144	1.0	1.0	3.1
Les Hunter	5	110	14	39	.358	0	0	.000	4	8	.500	21	2	32	4.2	0.4	6.4
Ed Johnson	26	592	97	218	.444	0	0	.000	74	110	.672	222	26	268	8.5	1.0	10.3
Manny Leaks	40	1427	274	553	.495	0	1	.000	130	179	.726	385	49	678	9.6	1.2	17.0
Bill Melchionni	81	3284	561	1244	.450	2	22	.091	301	370	.813	237	672	1425	2.9	8.3	17.6
Billy Paultz	83	2758	510	973	.524	0	2	.000	201	269	.747	940	160	1221	11.3	1.9	14.7
Levern Tart	27	985	192	453	.423	4	9	.444	102	133	.766	106	73	490	3.9	2.7	18.1
Oliver Taylor	80	1617	251	496	.506	5	12	.417	187	277	.675	307	146	694	3.8	1.8	8.7

ABA





# 2015-16 BROOKLYN NETS MEDIA GUIDE

## 1971-72: NETS ADVANCE TO ABA FINAL ROUND

**Home Court:** Nassau Veterans Memorial Coliseum, Uniondale, NY

**Final Record:** 44-40

**Head Coach:** Lou Carnesecca

Barry averages 31.5 ppg and along with Bill Melchionni is named to the ABA All-League team. On February 11, the team changes their home court again, this time to the brand new Nassau Veterans Memorial Coliseum. The Nets, after completing their first winning season, attain the playoffs for the third consecutive year. They defeat Kentucky 4-2 and Virginia 4-3 to capture their first Eastern Conference crown. Nets then lose in the ABA Championship series to Indiana in six games.

### 1971-72 ROSTER

12	Jim Ard	F	6-9	215	9/19/1948	Cincinnati
24	Rick Barry	F	6-7	205	10/28/1944	Miami
20	John Baum	F	6-6	205	6/17/1946	Temple
21	Joe DePre	G	6-3	185	12/19/1947	St. John's
11	Sonny Dove	F	6-8	198	2/14/1943	St. John's
23	Jarrett Durham	F	6-5	188	8/22/1949	Duquesne
14	Bob Greacen	F	6-7	205	9/15/1947	Rutgers
3	Manny Leaks	F	6-8	225	11/27/1945	Niagara
25	Bill Melchionni	G	6-2	165	10/19/1944	Villanova
10	Gene Moore	F	6-9	225	7/29/1945	Saint Louis
5	Billy Paultz	C	6-11	240	7/30/1948	St. John's
13	John Roche	G	6-3	170	9/26/1949	South Carolina
22	Oliver Taylor	G	6-2	194	10/7/1947	Houston
32	Tom Washington	F	6-8	215	4/21/1944	Cheyney State
4	Elnardo Webster	F	6-5	190	3/6/1948	St. Peter's
14	Gary Zeller	G	6-3	205	11/20/1947	Drake

### FINAL 1971-72 STATISTICS (44-40) NEW YORK NETS

NAME	G	MIN	FGM	FGA	FGP	3PM	3PA	3PP	FTM	FTA	FTP	REB	AST	PTS	RPG	APG	PPG
Jim Ard	71	1145	159	353	.450	2	8	.250	77	127	.606	368	34	397	5.2	0.5	5.6
Rick Barry	80	3616	902	1969	.458	73	237	.308	641	730	.878	602	327	2518	7.5	4.1	31.5
John Baum	44	551	103	107	.606	0	0	.000	41	52	.788	135	17	247	3.1	0.4	5.6
Joe DePre	46	562	79	201	.393	2	6	.333	34	54	.629	49	45	194	1.1	1.0	4.2
Sonny Dove	2	9	2	5	.400	0	0	.000	2	3	.666	1	1	6	0.5	0.5	3.0
Jarrett Durham	1	1	0	0	.000	0	0	.000	0	0	.000	0	0	0	0.0	0.0	0.0
Bob Greacen	4	20	1	2	.500	0	0	.000	0	0	.000	2	1	2	0.5	0.3	0.5
Manny Leaks	9	142	24	71	.338	0	0	.000	6	9	.666	43	4	54	4.8	0.4	6.0
Bill Melchionni	80	3326	672	1346	.499	2	19	.105	336	416	.807	248	669	1682	3.1	8.4	21.0
Gene Moore	68	1149	212	445	.476	1	3	.333	77	106	.726	409	440	502	6.0	0.6	7.4
Billy Paultz	83	2824	498	1021	.487	0	3	.000	207	299	.692	1035	128	1203	12.5	1.5	14.5
John Roche	82	2593	403	859	.469	12	35	.343	240	311	.771	172	259	1058	2.1	3.2	12.9
Oliver Taylor	82	1891	245	542	.452	0	6	.000	218	308	.707	330	153	708	4.0	1.9	8.6
Tom Washington	80	2510	387	678	.570	0	0	.000	107	166	.644	750	161	881	9.4	2.0	11.0
Elnardo Webster	8	14	3	6	.500	0	0	.000	0	2	.000	1	1	6	0.1	0.1	0.8
Gary Zeller	12	82	7	30	.233	0	1	.000	4	6	.666	10	2	18	0.8	0.2	1.5



# 2015-16 BROOKLYN NETS MEDIA GUIDE

## 1972-73: COURT ORDERS BARRY TO RETURN TO THE NBA; BRIAN TAYLOR WINS ROOKIE-OF-THE-YEAR

**Final Record:** 30-54

**Head Coach:** Lou Carnesecca

Nets select and sign Princeton's Brian Taylor and Marquette's Jim Chones in the annual player draft. Taylor becomes first Nets to earn the ABA Rookie-Of-The-Year. Both men are named to the ABA All Rookie Team. George Carter leads the team in scoring, averaging 19.0 ppg. Nets make playoffs for the fourth consecutive year but feels the loss of Barry as they fall to the Carolina Cougars four games to one in the opening round.

### 1972-73 ROSTER

11	Jim Ard	F	6-9	240	9/19/1948	St. John's
20	John Baum	F	6-6	205	6/17/1946	Temple
43	Art Becker	F	6-8	210	1/12/1942	Arizona State
	George Bruns	G	6-0	160	8/30/1946	Manhattan
40	George Carter	F	6-6	215	1/10/1944	St. Bonaventure
22	Jim Chones	F/C	6-11	220	11/30/1949	Marquette
21	Joe DePre	G	6-3	185	12/19/1947	St. John's
	Gary Gregor	F	6-7	225	8/13/1945	South Carolina
30	Bob Lackey	G	6-6	210	4/4/1949	Marquette
	Brian Mahoney	G	6-3	175	12/17/1948	Manhattan
25	Bill Melchionni	G	6-2	170	10/19/1944	Villanova
5	Billy Paultz	C	6-11	240	7/30/1948	St. John's
13	John Roche	G	6-3	170	9/26/1949	South Carolina
14	Brian Taylor	G	6-3	185	6/9/1951	Princeton
32	Tom Washington	F	6-8	215	4/21/1944	Cheyney State

### FINAL 1972-73 STATISTICS (30-54) NEW YORK NETS

NAME	G	MIN	FGM	FGA	FGP	3PM	3PA	3PP	FTM	FTA	FTP	REB	AST	PTS	RPG	APG	PPG
Jim Ard	42	426	53	140	.378	0	4	.000	34	50	.680	148	14	140	3.5	0.3	3.3
John Baum	75	1071	221	438	.504	0	2	.000	107	143	.748	201	31	549	2.7	0.4	7.3
Art Becker	8	42	9	16	.562	0	1	.000	5	5	1.000	6	1	23	0.8	0.1	2.9
George Bruns	13	236	31	66	.469	2	4	.500	22	27	.814	8	36	86	0.6	2.8	6.6
George Carter	83	2976	569	1249	.455	0	9	.000	440	529	.831	515	173	1578	6.2	2.1	19.0
Jim Chones	82	2153	395	769	.513	0	1	.000	142	240	.591	586	95	932	7.1	1.2	11.4
Joe DePre	1	12	2	4	.500	0	0	.000	0	0	.000	2	2	4	2.0	2.0	4.0
Gary Gregor	40	595	99	204	.485	1	1	1.000	32	39	.820	150	31	231	3.8	0.8	5.8
Bob Lackey	68	1185	153	350	.437	2	5	.400	99	167	.592	160	136	407	2.4	2.0	6.0
Brian Mahoney	19	181	17	57	.298	0	2	.000	24	40	.600	14	12	58	0.7	0.6	3.1
Bill Melchionni	61	1849	291	646	.450	6	15	.400	163	194	.840	127	453	751	2.1	7.4	12.3
Billy Paultz	81	2800	532	1027	.518	0	2	.000	107	143	.708	1015	189	1351	12.5	2.3	16.7
Jon Roche	77	2615	404	912	.442	34	103	.330	265	347	.763	146	348	1107	1.9	4.5	14.4
Brian Taylor	63	2038	395	767	.514	4	25	.160	168	226	.743	203	175	962	3.2	2.8	15.3
Tom Washington	76	2027	229	425	.538	0	0	.000	63	101	.623	553	203	521	7.3	2.7	6.9

ABA



# 2015-16 BROOKLYN NETS MEDIA GUIDE

## 1973-74: NETS WIN ABA CHAMPIONSHIP

**Final Record:** 55-29

**Head Coach:** Kevin Loughery

Kevin Loughery signs as Nets Head Coach. Julius "Dr. J" Erving is traded to the Nets by Virginia on August 1 along with Willie Sojourner in exchange for George Carter, draft rights to Kermit Washington and cash. Erving averages 27.4 ppg in the regular season and 27.9 in the playoffs to lead the Nets to their first ABA Championship. In capturing the crown, the Nets set a record for the fewest games played in the playoffs to capture a championship (14). Erving is named ABA Most Valuable Player. Larry Kenon and John Williamson are named to the All-Rookie-Team.

## 1973-74 ROSTER

32	Julius Erving	F	6-7	200	2/22/1950	Massachusetts
12	Mike Gale	G	6-4	190	7/18/1950	Elizabeth City
44	Gary Gregor	F	6-7	225	8/13/1945	South Carolina
35	Larry Kenon	F	6-9	215	12/13/1952	Memphis
30	Bob Lackey	G	6-6	210	4/4/1949	Marquette
4	Wendell Ladner	F	6-5	220	10/6/1948	So. Mississippi
25	Bill Melchionni	G	6-2	170	10/19/1944	Villanova
44	Jim O'Brien	F	6-7	200	11/7/1951	Maryland
5	Billy Paultz	C	6-11	240	7/30/1948	St. John's
33	Rich Rinaldi	G	6-3	195	8/3/1949	St. Peter's
13	John Roche	G	6-3	170	9/26/1949	South Carolina
15	Billy Schaeffer	F	6-5	200	12/11/1951	St. John's
40	Willie Sojourner	C	6-8	225	9/10/1948	Weber State
14	Brian Taylor	G	6-3	185	6/9/1951	Princeton
22	Oliver Taylor	G	6-2	194	10/7/1947	Houston
23	John Williamson	G	6-2	185	11/10/1951	New Mexico State

## FINAL 1973-74 STATISTICS (55-29) NEW YORK NETS

NAME	G	MIN	FGM	FGA	FGP	3PM	3PA	3PP	FTM	FTA	FTP	REB	AST	PTS	RPG	APG	PPG
Julius Erving	84	3398	897	1742	.515	17	43	.395	454	593	.765	899	434	2299	10.7	5.2	27.4
Mike Gale	32	904	114	266	.428	0	6	.000	29	36	.805	152	124	257	4.8	3.9	8.0
Gary Gregor	25	313	40	85	.470	2	3	.667	9	11	.818	71	15	91	2.8	0.6	3.6
Larry Kenon	84	2908	589	1274	.462	0	1	.000	156	222	.702	962	112	1334	11.5	1.3	15.9
Bob Lackey	3	15	3	7	.428	0	0	.000	0	0	.000	4	1	6	1.3	0.3	2.0
Wendell Ladner	30	637	90	252	.357	18	53	.340	5	12	.416	161	65	203	5.4	2.2	6.8
Bill Melchionni	56	1146	116	276	.420	5	23	.217	59	71	.830	77	207	296	1.4	3.7	5.3
Jim O'Brien	11	54	15	37	.405	0	4	.000	9	15	.600	17	6	39	1.5	0.5	3.5
Billy Paultz	77	2596	519	1051	.493	0	1	.000	222	308	.720	782	167	1260	10.2	2.2	16.4
Rich Rinaldi	5	28	4	14	.285	0	1	.000	4	4	1.000	5	1	12	1	0.2	2.4
John Roche	50	1254	224	460	.486	26	68	.382	96	114	.842	59	208	570	1.2	4.2	11.4
Billy Schaeffer	59	871	171	344	.497	2	9	.222	41	54	.759	141	37	385	2.4	0.6	6.5
Willie Sojourner	82	1316	202	419	.482	0	3	.000	54	64	.843	335	54	458	4.1	0.7	5.6
Brian Taylor	75	2505	363	762	.476	8	29	.276	100	143	.699	214	341	834	2.9	4.5	11.1
Oliver Taylor	8	76	9	24	.375	1	1	1.000	9	15	.600	14	10	28	1.8	1.3	3.5
John Williamson	77	2264	482	982	.490	2	11	.182	150	190	.789	213	243	1116	2.8	3.2	14.5



# 2015-16 BROOKLYN NETS MEDIA GUIDE

## 1974-75: NETS TIE FOR FIRST DIVISION CHAMPIONSHIP; LOSE ONE GAME PLAYOFF TO KENTUCKY

**Final Record:** 58-26

**Head Coach:** Kevin Loughery

Nets post their finest regular season record, finishing 58-26, but fall to the Spirits of St. Louis in just five games. The Nets swept all 12 games from St. Louis during the regular season, winning those games by an average of 19 points. Julius adds to his personal accomplishments by setting a single game scoring record and personal career-high game with a 63-point performance in a marathon four-overtime loss in San Diego on February 14. He also leads the team in scoring for the second year in a row with a 27.9 average.

### 1974-75 ROSTER

32	Julius Erving	F	6-7	200	2/22/1950	Massachusetts
12	Mike Gale	G	6-4	190	7/18/1950	Elizabeth City
35	Larry Kenon	F	6-9	215	12/13/1952	Memphis
4	Wendell Ladner	F	6-5	220	10/6/1948	So. Mississippi
22	Ed Manning	F	6-8	215	1/2/1944	Jackson State
25	Bill Melchionni	G	6-2	170	10/19/1944	Villanova
5	Billy Paultz	C	6-11	240	7/30/1948	St. John's
15	Billy Schaeffer	F	6-5	200	12/11/1951	St. John's
30	Al Skinner	G	6-4	190	6/16/1952	Massachusetts
40	Willie Sojourner	C	6-8	225	9/10/1948	Weber State
14	Brian Taylor	G	6-3	185	6/9/1951	Princeton
23	John Williamson	G	6-2	185	11/10/1951	New Mexico State

### FINAL 1974-75 STATISTICS (58-26) NEW YORK NETS

NAME	G	MIN	FGM	FGA	FGP	3PM	3PA	3PP	FTM	FTA	FTP	REB	AST	PTS	RPG	APG	PPG
Julius Erving	84	3402	885	1719	.514	486	608	.799	29	87	.333	914	462	2343	10.9	5.5	27.9
Mike Gale	72	1624	228	492	.463	72	91	.791	0	0	.000	236	165	535	3.3	2.3	7.4
Larry Kenon	84	3165	676	1327	.509	217	282	.769	0	0	.000	900	122	1570	10.7	1.5	18.7
Wendell Ladner	25	436	45	173	.260	6	10	.600	0	0	.000	68	39	103	2.7	1.6	4.1
Ed Manning	70	992	103	243	.423	35	42	.833	0	0	.000	212	58	241	3.0	0.8	3.4
Bill Melchionni	77	1384	193	386	.500	62	78	.794	8	27	.296	75	320	472	1.0	4.2	6.1
Billy Paultz	80	2826	524	1080	.485	214	286	.833	0	0	.000	772	179	1262	9.7	2.2	15.8
Billy Schaeffer	27	280	59	124	.475	15	25	.600	2	7	.286	37	20	139	1.4	0.7	5.1
Al Skinner	51	733	129	263	.490	72	94	.765	1	3	.333	120	121	333	2.4	2.4	6.5
Willie Sojourner	79	1020	155	324	.478	49	70	.700	0	0	.000	275	42	360	3.5	0.5	4.6
Brian Taylor	79	2611	463	874	.529	150	196	.765	10	46	.217	232	282	1104	2.0	2.6	13.9
John Williamson	75	1872	370	768	.481	123	147	.836	0	0	.000	149	197	866	2.0	2.6	11.5

ABA





# 2015-16 BROOKLYN NETS MEDIA GUIDE

## 1975-76: NETS WIN FINAL ABA CHAMPIONSHIP

**Final Record:** 55-29

**Head Coach:** Kevin Loughery

Nets acquire Tim Basset, Kim Hughes, Rich Jones, and Jim Eakins. Dr. J again dominates, averaging 29.3 ppg, recapturing the league's scoring crown. He averages 34.6 ppg in the playoffs and is named regular season and playoff MVP, Sporting News Player of the Year, and Basketball Weekly's MVP of all pro ranks. The Nets defeat the San Antonio Spurs in seven games in the first round and then the heavily favored Denver Nuggets in six games in the Championship Series.

## 1975-76 ROSTER

21	Tim Basset	F	6-8	225	4/1/1951	Georgia
11	George Bucci	G	6-3	202	7/9/1953	Manhattan
	Jim Eakins	C	6-11	215	5/24/1946	Brigham Young
32	Julius Erving	F	6-7	200	2/22/1950	Massachusetts
35	Kim Hughes	C	6-11	220	6/4/1952	Wisconsin
33	Rich Jones	F	6-6	220	12/27/1946	Memphis State
24	Ted McClain	G	6-1	180	8/30/1946	Tennessee State
25	Bill Melchionni	G	6-2	170	10/19/1944	Villanova
31	Swen Nater	C	6-11	240	1/14/1950	UCLA
15	Billy Schaeffer	F	6-5	200	12/11/1951	St. John's
30	Al Skinner	G	6-4	190	6/16/1952	Massachusetts
14	Brian Taylor	G	6-3	185	6/9/1951	Princeton
12	Chuck Terry	F	6-6	215	9/27/1950	Long Beach State
23	John Williamson	G	6-2	185	11/10/1951	New Mexico State

## FINAL 1975-76 STATISTICS (55-29) NEW YORK NETS

NAME	G	MIN	FGM	FGA	FGP	3PM	3PA	3PP	FTM	FTA	FTP	REB	AST	PTS	RPG	APG	PPG
Tim Basset	84	1790	172	390	.440	58	98	.590	1	6	.170	531	65	405	6.3	0.8	4.8
George Bucci	33	237	50	120	.417	28	41	.683	0	4	.000	37	15	128	1.1	0.5	3.8
Jim Eakins	34	463	72	143	.503	67	79	.848	0	0	.000	120	18	211	3.5	0.5	6.2
Julius Erving	84	3244	915	1770	.517	530	662	.801	34	103	.330	925	423	2462	11.0	5.0	29.3
Kim Hughes	34	2162	300	566	.530	92	202	.456	0	0	.000	775	18	692	9.2	0.2	8.2
Rich Jones	83	2427	426	1086	.390	199	261	.760	15	67	.220	428	131	1096	5.2	1.6	13.2
Ted McClain	30	696	128	303	.422	82	101	.811	0	0	.000	73	106	340	2.4	3.5	11.3
Bill Melchionni	67	1191	149	358	.416	79	93	.849	0	0	.000	88	266	386	1.3	4.0	5.8
Swen Nater	43	1016	160	330	.484	56	78	.717	0	0	.000	441	19	376	10.3	0.4	8.7
Billy Schaeffer	20	119	31	77	.402	8	9	.888	0	0	.000	22	9	72	1.1	0.5	3.6
Al Skinner	84	2076	327	694	.411	203	241	.842	2	8	.250	307	280	865	3.7	3.4	10.3
Brian Taylor	54	1733	354	722	.490	164	207	.792	0	0	.000	162	204	904	3.0	3.8	16.7
Chuck Terry	66	970	90	225	.4	22	29	.760	6	21	.290	144	38	220	2.2	0.6	3.3
John Williamson	76	2255	511	1111	.460	187	232	.806	8	42	.190	190	188	1233	2.5	2.5	16.2

ABA



# 2015-16 BROOKLYN NETS MEDIA GUIDE

## Nets ABA Trade History

### ABA trades listed as available

#### 1967

November 30: New Jersey trades Jim Caldwell to Kentucky for Stewart Johnson.  
November 30: New Jersey trades Art Heyman to Pittsburgh for Barry Leibowitz.

#### 1968

January 18: New Jersey trades Barry Leibowitz, a draft choice and cash to Oakland for Lavern Tart.  
June: New Jersey obtains Maurice McHartley from Dallas for a draft choice.  
July: Nets acquire Willie Worsley from Dallas for a draft choice.  
September: Nets obtain Dewitt Menyard from Houston for cash.  
October: Nets acquire Oliver Darden from Indiana for cash.  
October: Nets trade Dewitt Menyard to Kentucky for Will Frazier.  
November 7: Nets trade Tony Jackson to Minnesota for a draft choice.  
November 8: Nets acquire Bob Verga from Denver for a draft choice.  
December 16: Nets trade Maurice McHartley to Miami for Ron Perry.  
December 30: Nets trade Dan Anderson and Oliver Darden to Kentucky for Randy Mahaffey and Manny Leaks.

#### 1969

January 31: Nets trade Ron Perry to Indiana for Steve Chubin.  
January 31: Nets trade Lavern Tart, Bob Verga and Hank Whitney to Houston for Leary Lentz and Willie Somerset.  
February 12: Nets trade Manny Leaks to Dallas for a draft choice.  
June 12: Nets trade Randy Mahaffey to Carolina for cash.  
June 26: Nets obtain Lavern Tart from Denver for cash.  
June 30: Nets obtain Les Hunter from Miami for cash.  
October 22: Nets acquire Ed Johnson from Los Angeles for cash.  
October 24: Nets obtain Bob Christian from Dallas for cash.  
October 28: Nets acquire Ron Taylor from Washington for a draft choice and cash.  
November 9: Nets obtain George Lehmann from Los Angeles for cash.

#### 1970

February 8: Nets trade George Lehmann to Carolina for cash.  
March 24: Nets acquire rights to Jim McMillian from Los Angeles for a draft choice.  
August 11: Nets acquire Billy Paultz from Virginia for a draft choice and cash.  
August 17: Nets acquire Bill Bunting from Carolina for a draft choice and cash.  
September 2: Nets acquire Rick Barry from Virginia for a draft choice and cash.  
October 14: Nets trade Walt Simon to Kentucky for a draft choice.  
October 24: Nets trade Les Hunter to Kentucky for a draft choice and cash.

#### 1971

January 6: Nets trade Ed Johnson and Lavern Tart to Texas for Manny Leaks.  
January 7: Nets acquire Jeff Congdon from Utah for a draft choice.  
March 15: Nets trade Bill Bunting to Carolina for a draft choice.  
May 8: Nets obtain the rights to John Roche from Kentucky for cash.  
May 14: Nets acquire Tom Washington from the Floridians for a draft choice.  
October 13: Nets trade Jeff Congdon to Dallas for a draft choice.  
November 1: Nets trade Manny Leaks to Utah for a draft choice and cash.  
November: Nets acquire Gene Moore from Dallas for a draft choice and cash.

#### 1972

June 13: Nets select Chuck Terry of Pittsburgh and George Tinsley of the Floridians in the dispersal draft.  
August 8: Nets acquire George Carter from Carolina for a draft choice and cash.  
August 10: San Diego selects Gene Moore and Ollie Taylor in the expansion draft.  
September 14: Nets acquire Art Becker from San Diego for cash.  
December 3: Nets trade Art Becker to Dallas for a draft choice.

#### 1973

August 1: Nets trade George Carter, the rights to Kermit Washington and cash to Virginia for Julius Erving and Willie Sojourner.  
September 4: Nets trade Jim Chones to Carolina for a draft choice and cash.  
September 20: Nets trade John Baum and Jim Ard to Memphis for Larry Kenon.

#### 1974

January 24: Nets trade John Roche to Kentucky for Mike Gale and Wendell Ladner.

#### 1975

June 3: Nets trade Mike Gale to San Antonio for cash.  
June 3: Nets trade Larry Kenon to San Antonio for Swen Nater.  
September 8: Nets trade Billy Paultz to San Antonio for Chuck Terry, Rich Jones, Bob Warren and Kim Hughes.  
September 23: Nets trade Bob Warren to San Diego for Tim Bassett and a draft choice.

#### 1976

January 27: Nets trade Swen Nater and Billy Schaeffer to Virginia for Jim Eakins.  
February 15: Nets acquire Ted McClain from Kentucky for cash.



# 2015-16 BROOKLYN NETS MEDIA GUIDE

## Nets Record vs. ABA Opponents

TEAM	WON	LOST	PCT
San Diego	15	9	.625
Memphis	39	24	.619
St. Louis (Carolina-Houston)	53	38	.582
Virginia (Washington-Oakland)	48	39	.552
San Antonio (Dallas-Texas-Dallas)	33	33	.500
Utah (Los Angeles-Anaheim)	27	30	.474
Pittsburgh (Minnesota-Pittsburgh)	25	28	.471
Florida (Miami-Minnesota)	24	28	.462
Indiana	37	44	.457
Kentucky	46	56	.451
Denver	27	41	.397
ABA TOTALS	374	370	.503

## ABA DIVISION WINNERS/CHAMPIONS

YEAR	EASTERN	WESTERN	CHAMPION
1967-68	Pittsburgh, 54-24	New Orleans, 48-30	Pittsburgh
1968-69	Indiana, 44-34	Oakland, 60-18	Oakland
1969-70	Indiana, 59-25	Denver, 51-33	Indiana
1970-71	Virginia, 55-29	Indiana, 58-26	Utah
1971-72	Kentucky, 68-16	Utah, 60-24	Indiana
1972-73	Carolina, 57-27	Utah, 55-29	Indiana
1973-74	NETS, 55-29	Utah, 51-33	NETS
1974-75	Kentucky, 58-26	Denver, 65-19	Kentucky
1975-76*		NETS	

\*During the 1975-76 season, there was one division.

Denver won the regular season title with a record of 60-24.

The Nets won the championship series.



# 2015-16 BROOKLYN NETS MEDIA GUIDE

## Nets ABA Year-by-Year Leaders

Based on totals, not averages

### SCORING

Year	Player	GP	PTS	AVG
67-68	Tony Jackson	74	1439	19.4
68-69	Walt Simon	68	1436	21.1
69-70	Levern Tart	80	1935	24.1
70-71	Rick Barry	59	1734	29.4
71-72	Rick Barry	80	*2518	*31.5
72-73	George Carter	83	1578	19
73-74	Julius Erving	84	2299	27.4
74-75	Julius Erving	84	2343	27.8
75-76	Julius Erving	84	2462	29.3

### FG%(Minimum 250 FGM)

Year	Player	FGM	FGA	FG%
67-68	Dan Anderson	463	938	0.494
68-69	Walt Simon	570	1296	0.440
69-70	Levern Tart	756	1528	0.494
70-71	Billy Paultz	510	973	0.524
71-72	Tom Washington	387	678	*.571
72-73	Billy Paultz	532	1027	0.518
73-74	Julius Erving	*914	*1785	0.512
74-75	Brian Taylor	472	920	0.513
75-76	Kim Hughes	300	566	0.530

### MINUTES PLAYED

Year	Player	GP	MIN	AVG
67-68	Tony Jackson	74	2638	35.6
68-69	Walt Simon	68	2750	40.4
69-70	Levern Tart	80	3210	40.1
70-71	Bill Melchionni	81	3284	40.5
71-72	Rick Barry	80	*3616	*45.2
72-73	George Carter	83	2976	35.9
73-74	Julius Erving	84	3398	40.5
74-75	Julius Erving	84	3402	40.5
75-76	Julius Erving	84	3244	38.6

### FT% (Minimum 125 FTM)

Year	Player	FTM	FTA	FT%
67-68	Bob Lloyd	170	199	0.854
68-69	Bob Lloyd	218	246	0.886
69-70	Bill Melchionni	255	311	0.820
70-71	Rick Barry	451	507	*.890
71-72	Rick Barry	*641	*730	0.878
72-73	Bill Melchionni	163	194	0.840
73-74	John Williamson	150	190	0.789
74-75	Julius Erving	486	608	0.799
75-76	Al Skinner	203	241	0.842

### REBOUNDS

Year	Player	GP	REB	AVG
67-68	Dan Anderson	78	856	10.9
68-69	Walt Simon	68	554	8.1
69-70	Ed Johnson	74	879	11.9
70-71	Billy Paultz	83	940	11.3
71-72	Billy Paultz	83	*1035	*12.5
72-73	Billy Paultz	81	1015	12.5
73-74	Larry Kenon	84	962	11.5
74-75	Julius Erving	84	914	10.8
75-76	Julius Erving	84	925	11

### ASSISTS

Year	Player	GP	AST	AVG
67-68	Walt Simon	78	212	2.7
68-69	Walt Simon	68	234	3.4
69-70	Bill Melchionni	80	457	5.7
70-71	Bill Melchionni	81	672	8.3
71-72	Bill Melchionni	80	*669	*8.4
72-73	Bill Melchionni	61	453	7.4
73-74	Julius Erving	84	434	5.2
74-75	Julius Erving	84	462	5.5
75-76	Julius Erving	84	423	5

\*Indicates franchise ABA record

ABA





# 2015-16 BROOKLYN NETS MEDIA GUIDE

## Nets ABA Individual Single Game Records

Category		Player	Opponent	Date
POINTS	Game	63 Julius Erving (4 OT)	@ San Diego	2/14/1975
		53 Rick Barry	Pittsburgh	1/15/1971
FIELD GOALS MADE	Game	25 Julius Erving (4 OT)	@ San Diego	2/14/1975
		22 Rick Barry	Utah	3/28/1971
FIELD GOALS ATTEMPTED	Game	46 Julius Erving (4 OT)	@ San Diego	2/14/1975
3-POINT FIELD GOALS MADE	Game	5 John Roche	Kentucky	11/2/1973
3-POINT FIELD GOALS ATTEMPTED	Game	10 George Lehmann	Miami	1/4/1970
FREE THROWS MADE	Game	24 Tony Jackson	@ Kentucky	11/27/1967
FREE THROWS ATTEMPTED	Game	29 Tony Jackson	@ Kentucky	11/27/1967
REBOUNDS	Game	33 Billy Paultz	Dallas	12/17/1971
OFFENSIVE REBOUNDS	Game	14 Manny Leaks	Oakland	4/19/1969
DEFENSIVE REBOUNDS	Game	20 Billy Paultz	Dallas	12/17/1971
ASSISTS	Game	16 Bill Melchionni	Texas	11/29/1970
		16 Bill Melchionni	Pittsburgh	2/27/1972
STEALS	Game	9 Brian Taylor	San Diego	2/14/1975
BLOCKED SHOTS	Game	5 Julius Erving	St. Louis	12/20/1974
			San Antonio	12/27/1974
		5 Billy Paultz	Kentucky	1/17/1975
			Virginia	3/9/1975



# 2015-16 BROOKLYN NETS MEDIA GUIDE

## Nets Top Five ABA Rankings

SCORING	SEASON	RANK	GP	PTS	AVG
*Levern Tart	67-68	3rd	73	1718	23.5
Rick Barry	70-71	2nd	59	1734	29.4
Rick Barry	71-72	2nd	80	2518	31.5
Julius Erving	73-74	1st	84	2299	27.4
Julius Erving	74-75	2nd	84	2343	27.9
Julius Erving	75-76	1st	84	2462	29.3

FIELD GOAL %	SEASON	RANK	FGM	FGA	PCT
Dan Anderson	67-68	4th	463	938	0.494
Billy Paultz	70-71	2nd	510	973	0.524
Tom Washington	71-72	2nd	387	678	0.571
Kim Hughes	75-76	3rd	300	566	0.530

3-POINT FG %	SEASON	RANK	FGM	FGA	PCT
*Stu Johnson	68-69	T 4th	64	183	0.350
Brian Taylor	75-76	1st	32	76	0.421

FREE THROW %	SEASON	RANK	FTM	FTA	PCT
Bob Lloyd	67-68	2nd	170	199	0.854
Tony Jackson	67-68	4th	450	543	0.829
Mel Nowell	67-68	5th	176	213	0.826
*Tony Jackson	68-69	2nd	299	337	0.887
Bob Lloyd	68-69	3rd	218	246	0.886
*Willie Somerset	68-69	5th	484	583	0.830
Rick Barry	70-71	1st	451	507	0.890
Rick Barry	71-72	1st	641	730	0.878
*Jim Eakins	75-76	T 2nd	198	223	0.888
REBOUNDS	SEASON	RANK	GP	REB	AVG
Billy Paultz	72-73	3rd	81	1015	12.5
Julius Erving	75-76	5th	84	925	11.0

ASSISTS	SEASON	RANK	GP	AST	AVG
Bill Melchionni	69-70	T 2nd	80	457	5.7
Bill Melchionni	70-71	1st	81	672	8.3
Bill Melchionni	71-72	1st	80	669	8.4
Bill Melchionni	72-73	1st	61	453	7.4

STEALS	SEASON	RANK	GP	STL	AVG
Julius Erving	73-74	3rd	84	190	2.26
*Mike Gale	73-74	5th	80	167	2.09
Brian Taylor	74-75	1st	79	221	2.80
Julius Erving	74-75	4th	84	186	2.21
Julius Erving	75-76	3rd	84	207	2.46
Brian Taylor	75-76	4th	54	125	2.31

BLOCKED SHOTS	SEASON	RANK	GP	BLK	AVG
Billy Paultz	72-73	3rd	81	214	2.64
Julius Erving	73-74	3rd	84	204	2.43
Billy Paultz	73-74	5th	77	147	1.91
Julius Erving	74-75	4th	84	157	1.87

\* Played with another ABA team during that season



# 2015-16 BROOKLYN NETS MEDIA GUIDE

## Nets ABA All Star Game Statistics

SEASON	MIN	FGM	FGA	FTM	FTA	REB	AST	PF	PTS	AVG
<b>TONY JACKSON</b> 1968	15	2	6	0	0	2	1	0	4	4.0
<b>WALT SIMON</b> 1969	21	8	11	2	3	4	1	3	18	18.0
<b>TONY JACKSON</b> 1968	15	2	6	0	0	2	1	0	4	4.0
<b>WALT SIMON</b> 1969	21	8	11	2	3	4	1	3	18	18.0
<b>LEVERN TART</b> 1970	13	1	8	0	0	3	1	2	3	3.0
<b>RICK BARRY</b> 1971	17	4	6	6	6	2	2	3	14	
1972	26	2	10	0	1	12	8	2	4	
Totals	43	6	16	6	7	14	10	5	18	9.0
<b>BILL MELCHIONNI</b> 1971	24	5	10	2	3	1	4	2	12	
1972	18	2	4	1	1	2	2	1	5	
1973	24	1	6	2	2	8	2	1	4	
Totals	66	8	20	5	6	11	8	4	21	7.0
<b>BILLY PAULTZ</b> 1973	15	1	3	1	1	5	3	2	3	
1974	DNP-INJURED									
1975	18	2	7	0	0	4	4	2	4	
Totals	33	3	10	1	1	9	7	4	7	3.5
<b>LARRY KENON</b> 1974	22	8	12	2	3	6	0	1	18	
1975	16	6	11	0	0	4	1	0	12	
Totals	38	14	23	2	3	10	1	1	30	15.0
<b>JULIUS ERVING</b> 1974	27	6	15	2	2	11	8	1	14	
1975	27	6	12	8	10	7	7	4	21	
1976	25	9	12	5	7	7	5	4	23	
Totals	79	21	39	15	19	25	20	9	58	19.3
<b>BRIAN TAYLOR</b> 1975	21	9	13	3	5	1	3	4	21	
1976	29	3	9	0	0	4	8	3	6	
Totals	50	12	22	3	5	5	11	7	27	13.5

## Nets ABA Honors

### MOST VALUABLE PLAYER

Julius Erving	1973-74
Julius Erving	1974-75
Julius Erving	1975-76

### ROOKIE-OF-THE-YEAR

Brian Taylor	1972-73
--------------	---------

### ALL-ABA TEAM

Rick Barry	1970-71	First Team
Rick Barry	1971-72	First Team
Bill Melchionni	1971-72	First Team
Julius Erving	1973-74	First Team
Julius Erving	1974-75	First Team
Brian Taylor	1974-75	Second Team
Julius Erving	1975-76	First Team

[BACK TO THE TOP](#)

# MEDIA

**NETS PUBLIC RELATIONS DEPARTMENT**

**MEDIA INFORMATION**

**YES NETWORK BROADCASTERS**

**NETS RADIO BROADCASTERS**

**ON THE BEAT**

**NETS 2015-16 SCHEDULE**





# 2015-16 BROOKLYN NETS MEDIA GUIDE

## Brooklyn Nets Public Relations Department



**Gary Sussman**  
Vice President of Public  
Relations



**Aaron Harris**  
Senior Director of Public  
Relations



**Eli Pearlstein**  
Public Relations Manager



**Megan Walsh**  
Public Relations Assistant

**Public Relations Phone:** (201) 635-3410

**Public Relations Fax:** (201) 935-1088

**Public Relations Email:** [netspr@brooklynnets.com](mailto:netspr@brooklynnets.com)

**Barclays Center Press Room Phones:** (917) 618-6544 / (917) 618-6545

**Barclays Center Press Room Fax:** (917) 618-6570

**Twitter:** @BKN\_NETSPR

**Web Site:** [www.brooklynnets.com/mediacentral](http://www.brooklynnets.com/mediacentral)

**Username:** brooklyn

**Password:** netsmedia

**Barclays Center Media Wifi: Network:** MEDIA **Password:** brooklyn2012

## Media Information

The Brooklyn Nets look forward to their 40th season in the NBA, and their fourth at Barclays Center in Brooklyn.

Nets media credentials are issued for the purpose of providing access to locker rooms, media work rooms, the press lounge, and in most cases, media seating. Credentials must be visible at all times. At no time should a credential be used for access to a locker room for autographs.

Season credentials will be issued to all recognized media outlets that plan to cover all Nets home games and who make a reasonable request on company letterhead. Season credentials are non-transferable. Individual game credentials should be requested a minimum of 24 hours prior to game time (Friday noon for weekend contests). These passes may be picked up three and a half hours prior to game time at the press entrance, located on Atlantic Avenue.

Single-game photo passes will be issued in the same manner as other credentials. Newspapers and magazines on assignment may obtain passes by having the photo editor request a single game credential in writing. Freelance photographers requesting credentials must submit a letter from the editor, with a specific assignment from an accredited publication. Single game photo passes are issued on a space available basis.

Limitations and guidelines for credential use appear on the back of your credential and on signs in the press room. Please adhere to these regulations.

In accordance with NBA policy, locker rooms will be open to members of the media for a 30-minute period, beginning 75 minutes prior to game time, and re-open 10 minutes after the conclusion of the game.



# 2015-16 BROOKLYN NETS MEDIA GUIDE

## YES Network Broadcasters



### **Ian Eagle** **Play-by-Play Announcer**

Emmy Award-winner Ian Eagle is in his 22nd year as play-by-play announcer for Brooklyn Nets, the last 21 on television and the last 12 on the YES Network, specifically. One of the most respected and versatile sportscasters in the country, Eagle became the radio voice of the Nets in 1994 at the age of 25, and moved to the television side the following year. He won an individual New York Emmy in 2013 for his Nets play-by-play work on YES, and won another Emmy in 2014 as part of YES' Nets broadcasting team which won for Best Live Sports Series.

Eagle was also nominated for a National Sports Emmy in 2015 for his NFL and NCAA March Madness play-by-play work for CBS Sports and Turner Sports.

The YES Network, the most-watched regional sports network in the country 11 of the last 12 years, is the exclusive local television home of the 27-time World Champion New York Yankees, the Brooklyn Nets, and MLS' New York City FC. The network has won 92 New York Emmy Awards since its 2002 launch.

Eagle received Emmy nominations for his Nets play-by-play work on YES in 2008, 2009, 2010, 2013, 2014, and 2015. Earlier, he won New York Emmys for his work on Madison Square Garden Network's telecast of the Pacers/Nets Game 5 of the 2002 NBA playoffs. In 2014 Eagle won the CableFax Program Award for the best host of regional television program (sports or otherwise).

A 1990 graduate of Syracuse University, Eagle was the play-by-play voice of the Orangemen in football, basketball and lacrosse, and was awarded the Bob Costas Award for Outstanding Sportscasting. In August 2013, he was inducted into the WAER-FM (Syracuse University) Hall of Fame.

Eagle was named New York State Sportscaster of the Year by the National Sportscasters and Sportswriters Association in both 2015 (sharing with WNBC-TV's Bruce Beck) and 2014.

"The Bird" joined WFAN as a producer in 1990 and debuted as host of his own show in 1992. The following year, Eagle began hosting pre-game and post-game shows for Jets football on WFAN and was named the Jets radio play-by-play voice for the 1997 campaign. He has been one of the play-by-play voices for the NFL on CBS since 1998, and handles play-by-play for Westwood One Radio's Thursday Night NFL coverage and its NCAA Tournament Regional Finals coverage.

In addition to football, Eagle has called the NCAA Tournament for CBS (and later Turner, as well) for the past 18 years, the Army/Navy football game, boxing, and anchored the "Sportsdesk" and "At the Half" at CBS Sports. Eagle also handled English-language play-by-play for the international telecasts of the NBA Finals in 1995-98, and has worked the Masters and PGA Championships for CBS/Direct TV.

Eagle broadcast the NBA Playoffs for NBA-TV from 2003-2008 and for TNT from 2010-14. He and his YES Nets colleague Jim Spanarkel also worked the world feed of the 2013 NBA Finals. Eagle has also handled play-by-play for the NCAA Track and Field Championships on CBS, and the French Open for Tennis Channel. He has covered the last 10 US Opens for CBS and was the voice for the Sony PSP 2010 NBA video game with Kenny Smith. From 2005-2008, Eagle hosted a variety of shows on SIRIUS Satellite Radio, including "Full Court Press" and "The Phil Jackson Show."

In 2013, he began hosting the *Stars on Sports* show on CBS, on which he interviews entertainers about sports. Among those he has interviewed are Denzel Washington, Mark Wahlberg, LL Cool J and Ron Howard.

For the past 14 summers, Eagle and fellow sportscaster Bruce Beck have hosted a sports broadcasting camp for children. Eagle resides in New Jersey with his wife Alisa and two children.



### **Ryan Ruocco** **Play-by-Play Announcer**

Ryan Ruocco shares play-by-play duties with veteran Ian Eagle on the YES Network's Brooklyn Nets telecasts. Ruocco has worked at YES since 2007, when he started as a statistician for the network's New York Yankees telecasts. Ruocco was a member of YES' Nets broadcast team which won a 2014 New York Emmy Award for Best Live Sports Series.

In addition to working at YES, Ruocco co-hosts ESPN New York Radio's mid-day show, handles NFL play-by-play on ESPN Radio, and is a guest host on ESPN Radio's *Mike and Mike* show. Ruocco does NBA, WNBA, college football and college basketball play-by-play on ESPN's television networks, as well.

Prior to joining YES, Ruocco handled basketball and football play-by-play at WFUV, Fordham University's radio station while he was a student there. He also hosted WFUV's *One on One*, New York's longest-running sports call-in show. In 2008, he received Fordham's prestigious Marty Glickman Award, named for the legendary play-by-play announcer.

Ruocco graduated on the Dean's List from Fordham in 2008 with a B.S. in Communications.



# 2015-16 BROOKLYN NETS MEDIA GUIDE

## YES Network Broadcasters



### **Mike Fratello** **Analyst**

Mike Fratello, winner of 667 games during a 16-season NBA head coaching career, joined the YES Network in October 2008 as an analyst on the network's Brooklyn Nets telecasts.

The YES Network, the most-watched regional sports network in the country 11 of the last 12 years, is the exclusive local television home of the 27-time World Champion New York Yankees, the Brooklyn Nets, and MLS' New York City FC. The network has won 92 New York Emmy Awards since its 2002 launch.

Fratello, known as the "Czar of the Telestrator," won a New York Emmy in 2015 for his work as a YES sports analyst for the Nets. In 2014, he was a member of YES' Nets broadcast team which won a New York Emmy for Best Live Sports Series. In addition, Fratello earned New York Emmy Award nominations in 2012, 2013 and 2014 for his YES work. He also works with former YES Nets play-by-play man Marv Albert on TNT's NBA telecasts, and is an analyst on NBA TV, as well.

In the summer of 2014, Fratello coached the Ukraine National Team in the FIBA World Cup Championships in Spain. Ukraine qualified for the World Cup Championships by virtue of the Fratello-led squad's sixth-place finish (out of 24 teams) in the FIBA Eurobasket 2013 Finals. In the summer of 2012, Fratello had also coached Ukraine in the FIBA Eurobasket 2013 Qualifying Tournament, from which they advanced to the FIBA Eurobasket 2013 Finals.

A native of Hackensack, N.J., Fratello compiled a 667-548 regular season NBA record from 1983 to 2007 while coaching the Atlanta Hawks, Cleveland Cavaliers and Memphis Grizzlies.

He guided the Hawks to five post-season berths in seven seasons (1983-90) and was named NBA Coach of the Year after leading them to a 50-32 regular season record in 1985-86. Upon leaving the Hawks in 1990, Fratello was an analyst on NBC Sports' NBA telecasts from 1990-93 and provided commentary for NBC Sports' telecasts of the original "Dream Team" during the 1992 Barcelona Olympic Games.

Fratello next coached the Cavs for six seasons (1993-99), with the team's making the playoffs four times. He was an NBA post-season analyst for Turner Sports 1994-96, an NBA regular season analyst at Turner Sports from 1999-2004, and an analyst for Turner Sports during the 2007 NBA post-season. He coached the Memphis Grizzlies during the 2005 and 2006 seasons (making the post-season each year) and for the first 30 games in the 2007 season.

Fratello graduated from Montclair State College in New Jersey. His early collegiate coaching stops included assistant's positions at Rhode Island, James Madison and Villanova. He later was an assistant coach under Hubie Brown with the Atlanta Hawks for three seasons, and the following year was an assistant under new Hawks head coach Kevin Loughery. After one year with Loughery, Fratello became an assistant coach for Hubie Brown at the New York Knicks for one season before returning to Atlanta as the head coach in 1983.



### **Jim Spanarkel** **Analyst**

Jim Spanarkel brings a wealth of experience to his position as an analyst on YES' Brooklyn Nets telecasts. He has worked 25 years as a Nets television analyst, and earned two New York Emmy Awards in 2014: the Best Sports Analyst award for his Nets work on YES; and for being part of YES' Nets broadcast team which won for Best Live Sports Series. He also earned New York Emmy Award nominations in 2010 and 2011 for his YES work.

Spanarkel also provides commentary on CBS Sports' regular season and NCAA Men's college basketball tournament coverage. In addition, Spanarkel and his YES Nets colleague Ian Eagle worked the world feed of the 2013 NBA Finals.

The YES Network, the most-watched regional sports network in the country 11 of the last 12 years, is the exclusive local television home of the 27-time World Champion New York Yankees, the Brooklyn Nets, and MLS' New York City FC. The network has won 92 New York Emmy Awards since its 2002 launch.

As a standout basketball player at Duke, Spanarkel earned All-American honors in 1979 and Academic All-American honors in 1978 and 1979. He was Duke's team MVP his final three seasons – 1977-79, was team captain as a junior and senior, and was named NCAA East Regional Most Outstanding Player in 1978. He also played two seasons for the Duke Baseball team. He graduated from Duke in 1979.

The Philadelphia 76ers selected Spanarkel with the 16<sup>th</sup> overall pick in the 1979 NBA Draft, and after playing for the 76ers during the 1979-80 campaign, he played the next four seasons with the Dallas Mavericks. He led Dallas in scoring during the 1980-81 season.

Spanarkel was born in Jersey City, N.J., and played his high school ball at Hudson Catholic High School, also in Jersey City. He and his wife Janet have four children.



# 2015-16 BROOKLYN NETS MEDIA GUIDE

## YES Network Broadcasters



### Donny Marshall Analyst

Entering his 14th season in broadcasting, former Nets and University of Connecticut basketball star Donny Marshall joined the YES Network as a Brooklyn Nets color commentator and studio analyst in October 2013.

The YES Network, the most-watched regional sports network in the country 11 of the last 12 years, is the exclusive local television home of the 27-time World Champion New York Yankees, the Brooklyn Nets, and MLS' New York City FC. The network has won 92 New York Emmy Awards since its 2002 launch.

A 6'7" forward, Marshall was selected by the Cleveland Cavaliers in the second round of the 1995 NBA Draft out of Connecticut. He played five seasons in the NBA, and was a member of the Nets' back-to-back NBA Finals teams (2001-02 and 2002-03).

A native of Seattle, Marshall played his high school basketball at Federal Way High School in Federal Way, Wash. He played for the University of Connecticut from 1991-95 and was co-captain his junior and senior years, later being named to UConn's All-Century Team.

Marshall is also an NBA and college basketball analyst for FOX Sports 1's *FOX Sports Live* studio show and for FOX Sports, covering the networks' BIG EAST games. He also calls NCAA Final Four Men's Basketball Tournament games on Westwood One's national radio broadcasts.

Marshall called men's basketball games in the 2012 Summer Olympics in London for NBC. From 2005 to 2013, he was a Boston Celtics analyst for Comcast SportsNet New England, broadcasting from the studio or courtside for over 600 games. He covered the team during their 2008 championship season, their 17<sup>th</sup> NBA Championship. Marshall previously did color commentary on NBC Sports, NBA TV, and on ESPN and ESPN2's college basketball telecasts.

Marshall received a bachelor's degree in Business Management from the University of Connecticut. He serves on the Board of Trustees at the university, and is a board member of First Tee of Connecticut. Marshall conducts basketball camps in Massachusetts and Connecticut during the summer months.



### Sarah Kustok Reporter

Sarah Kustok joined the YES Network as its Brooklyn Nets reporter in 2012 after spending three years with Comcast SportsNet Chicago as a reporter and anchor. At YES, Kustok covers the Nets within its game telecasts and pre- and post-game shows, the *Nets Magazine* series, other Nets programming, and on YESNetwork.com. She also provided game analysis for one Nets game during the 2015 season. She was part of YES' Nets broadcast team which won the 2014 New York Emmy Award for Best Live Sports Series.

Kustok has provided analysis during FOX Sports 1's Big East women's college basketball telecasts, and she was a studio analyst during FOX Sports 1's coverage of the 2015 Big 12 and Big East women's basketball tournaments.

The YES Network, the most-watched regional sports network in the country 11 of the last 12 years, is the exclusive local television home of the 27-time World Champion New York Yankees, the Brooklyn Nets, and MLS' New York City FC. The network has won 92 New York Emmy Awards since its 2002 launch.

During her time at CSN Chicago, Kustok covered the Chicago Bulls, Chicago Cubs, Chicago White Sox and the Chicago Blackhawks as the network's reporter. She also had been anchoring sportscasts on WMAQ-TV (NBC) in Chicago. She joined CSN Chicago in 2009 as a feature reporter and occasional anchor on the network's SportsNet Central show. Prior to working at CSN, Kustok also earned experience at ESPN as an analyst and sideline reporter and appeared on Versus (now NBC Sports Network).

A 2004 Communications/Media Studies graduate of DePaul, Kustok played a key role as the Blue Demons women's basketball team reached the NCAA tournament twice, after the 2003 and 2004 seasons. She was captain both of those seasons, and the team was ranked in the Top 25 each season. She currently ranks fourth at the school in career three-point field goal percentage, and during the 2003 season she posted the third-highest single-season three-point field goal percentage in program history.

Kustok was an assistant women's basketball coach at DePaul during the 2005-2006 season, helping the team to advance to the NCAA Sweet Sixteen for the first time in program history. She was inducted into the Chicagoland Sports Hall of Fame in 2012.





# 2015-16 BROOKLYN NETS MEDIA GUIDE

## YES Network Broadcasters



### Frank DiGraci

#### Coordinating Producer/Producer, Brooklyn Nets Telecasts

Frank DiGraci is the coordinating producer/producer of Brooklyn Nets basketball for the YES Network. He joined YES as producer in 2004 and was promoted to his current title of Coordinating Producer/Producer for Nets broadcasts in 2008. He is in his 17th season covering the Nets and in his 13th season of doing so while with YES. He also produces New York Yankees games and various studio and special programs on YES.

DiGraci has won 10 Emmy Awards and has earned 47 Emmy nominations in a 27-year career in which he has produced Nets, Yankees, New York Knicks, New York Mets, New York Rangers, New York Islanders and NBA International game telecasts, along with numerous studio shows, specials and features. He won three New York Emmys in 2014 with YES, with the highlight being the award he won as a member of YES' Nets broadcast team which won the Best Live Sports Series Emmy. All told, he has accumulated 27 Emmy nominations and 5 Emmy wins for his work at YES.

Among the shows and specials he has produced at YES: three Nets games from London; the historic March 2013 Yankees-Army exhibition game from West Point; the first-ever Brooklyn Nets game, which was also the first major pro sports event in the borough since 1957; and press conferences such as the Barclays Center groundbreaking.

He also conceived of and has produced the popular "Ask the Announcers" and "Wear Brooklyn At" segments within YES' Nets telecasts. YES' Nets broadcasts captured "Best Use of Social Media" and "Best Tease" awards at the 2014 and 2013 NBA Broadcast meetings, respectively, beating out entries from local TV rights holders of other NBA teams.

DiGraci resides in New Jersey with his wife Carol and three children: Ryan, Tyler and Jayson.

## Nets Radio Broadcasters

### WFAN 660



### Chris Carrino

Chris Carrino is in his 14th season as the radio play-by-play voice of the Nets, whose games are heard on WFAN 660 AM. Carrino has described many of the greatest moments in franchise history, including both NBA Finals appearances in 2002 and 2003. Overall, he has been involved with the Nets broadcasts since 1992 when he started as studio coordinator and feature reporter.

In 2008, Carrino made his Olympic debut calling basketball play-by-play on television as part of NBC Sports' coverage of the 2008 Beijing Summer Olympics. Over the years, Carrino has lent his voice to numerous International competitions for both NBA TV and ESPN, including Euroleague games, the 2006 FIBA World Championships and the 2007 FIBA Tournament of the Americas.

Chris also serves as the lead radio play-by-play voice of Compass Media Network's National NFL coverage. During the NFL pre-season, Carrino broadcasts the radio play-by-play of New York Giants football. Chris has done TV play-by-play of College Football for the ESPN Family of stations and has worked as an NFL Network broadcaster, calling the final two seasons of NFL Europa.

A 1992 graduate of Fordham University, Carrino was an award-winning radio voice of Fordham basketball, football and baseball on the famed WFUV.

Once an avid sportsman, Carrino noticed a drop off in his ability to compete athletically during his college days. He was diagnosed with a type of muscular dystrophy known as facio scapulo humeral dystrophy or FSHD, a genetic disorder that results in the progressive weakening of certain muscles of the body. In 2011, he established the Chris Carrino Foundation for FSHD. For more information, please go to [www.chriscarrinofoundation.org](http://www.chriscarrinofoundation.org).

Carrino resides in New Jersey with his wife, Laura, and their son, Christopher.



### Tim Capstraw

Tim Capstraw begins his 10th season as the Nets radio color analyst. In addition to his work on Nets broadcasts, Capstraw serves as NBA TV's lead analyst for the Euroleague, several other international championships, the NBA Summer League in Las Vegas and in 2007, worked on their coverage of the FIBA Americas Tournament. In 2012, Capstraw was a part of NBC's basketball coverage at the Summer Olympics in London. Capstraw was the head coach at Wagner College for 10 seasons from 1989-1999, following four seasons as an assistant coach at Siena College. He also served as head baseball coach at Wagner from 1983-85.

Tim was a television and radio analyst for the Northeast Conference for three years prior to joining the Nets radio team, and was a television analyst for the Atlantic 10 Conference during the 2001-02 season. Among Capstraw's honors, he was named 1993 Northeast Conference "Coach of the Year," won the 2000 Metropolitan Basketball Writers "Good Guy Award" and was the recipient of the 2008 Mayor's Cup Community Service Award. He also holds the distinction of being the youngest Division 1 coach in both basketball (28) and baseball (23). Capstraw is a 1982 graduate of Wagner College.

Tim and his wife, Chelsea, have two children, son, Ross and daughter, Kiley.



# 2015-16 BROOKLYN NETS MEDIA GUIDE

## On the Beat

**TIM BONTEMPS, NEW YORK POST:**

<http://www.nypost.com/sports/nets>

E-mail: [tim.bontemps@gmail.com](mailto:tim.bontemps@gmail.com)

Twitter: @TimBontemps

**RODERICK BOONE, NEWSDAY:**

<http://www.newsday.com/sports/basketball/nets>

Blog link: <http://www.newsday.com/sports/basketball/nets/all-nets>

E-mail: [roderick.boone@newsday.com](mailto:roderick.boone@newsday.com)

Twitter: @rodboone

**MIKE MAZZEO, ESPN NY:**

<http://www.espn.go.com/new-york/>

E-mail: [michael.j.mazzeo@gmail.com](mailto:michael.j.mazzeo@gmail.com)

Twitter: @mazzESPN

**ANDY VASQUEZ, BERGEN RECORD:**

<http://www.northjersey.com/sports/basketball>

E-mail: [squez83@gmail.com](mailto:squez83@gmail.com)

Twitter: @andy\_vasquez



# 2015-16 BROOKLYN NETS MEDIA GUIDE

## BROOKLYN NETS 2015-16 SCHEDULE

\*ALL TIMES EASTERN - p.m.

	DATE	OPPONENT	TIME		DATE	OPPONENT	TIME
Oct.	Wed. 28	Chicago	7:30		Mon. 18	AT Toronto	7:30
	Fri. 30	AT San Antonio	8:30		Wed. 20	Cleveland	7:30
	Sat. 31	AT Memphis	8:00		Fri. 22	Utah	7:30
Nov.	Mon. 2	Milwaukee	7:30		Sun. 24	Oklahoma City	3:30
	Wed. 4	AT Atlanta	8:00		Tue. 26	Miami	7:30
	Fri. 6	L.A. Lakers	7:30		Fri. 29	AT Dallas	8:30
	Sat. 7	AT Milwaukee	8:30		Sat. 30	AT New Orleans	7:00
	Wed. 11	AT Houston	8:00	Feb.	Mon. 1	Detroit (NBA TV)	7:30
	Fri. 13	AT Sacramento (NBA TV)	10:00		Wed. 3	Indiana	7:30
	Sat. 14	AT Golden State	10:30		Fri. 5	Sacramento	7:30
	Tue. 17	Atlanta	7:30		Sat. 6	AT Philadelphia	7:30
	Wed. 18	AT Charlotte	7:00		Mon. 8	Denver	7:30
	Fri. 20	AT Boston	7:30		Wed. 10	Memphis	7:30
	Sun. 22	Boston	6:00		Fri. 19	New York	7:30
	Wed. 25	AT Oklahoma City	8:00		Sun. 21	Charlotte	6:00
	Sat. 28	AT Cleveland	7:30		Tue. 23	AT Portland (NBA TV)	10:00
	Sun. 29	Detroit	6:00		Thu. 25	AT Phoenix	9:00
Dec.	Tue. 1	Phoenix	7:30		Sat. 27	AT Utah	9:30
	Fri. 4	AT New York (ESPN)	7:00		Mon. 29	AT L.A. Clippers	10:30
	Sun. 6	Golden State	6:00	Mar.	Tue. 1	AT L.A. Lakers	10:30
	Tue. 8	Houston	7:30		Fri. 4	AT Denver	9:00
	Thu. 10	Philadelphia	7:30		Sat. 5	AT Minnesota	8:00
	Sat. 12	L.A. Clippers	5:00		Tue. 8	AT Toronto	7:30
	Mon. 14	Orlando	7:30		Fri. 11	AT Philadelphia	7:00
	Wed. 16	Miami	7:30		Sun. 13	Milwaukee	8:00
	Fri. 18	AT Indiana	7:00		Tue. 15	Philadelphia	7:30
	Sun. 20	Minnesota	1:00		Thu. 17	AT Chicago	8:00
	Mon. 21	AT Chicago	8:00		Sat. 19	AT Detroit	7:00
	Wed. 23	Dallas	7:30		Tue. 22	Charlotte	7:30
	Sat. 26	Washington	4:00		Thu. 24	Cleveland	7:30
	Mon. 28	AT Miami	7:30		Sat. 26	Indiana	6:00
	Wed. 30	AT Orlando	7:00		Mon. 28	AT Miami	7:30
Jan.	Sat. 2	AT Boston	3:00		Tue. 29	AT Orlando	7:00
	Mon. 4	Boston	7:30		Thu. 31	AT Cleveland	7:00
	Wed. 6	Toronto	7:30	Apr.	Fri. 1	AT New York	7:30
	Fri. 8	Orlando	7:30		Sun. 3	New Orleans	1:00
	Sat. 9	AT Detroit	7:30		Wed. 6	AT Washington	7:00
	Mon. 11	San Antonio	7:30		Fri. 8	AT Charlotte	7:00
	Wed. 13	New York	7:30		Sun. 10	AT Indiana	6:00
	Fri. 15	Portland	7:30		Mon. 11	Washington	7:30
	Sat. 16	AT Atlanta	7:00		Wed. 13	Toronto	8:00

[BACK TO THE TOP](#)