



**2017 MEDIA GUIDE**

# 2017 RUMBLE PONIES SCHEDULE

## APRIL

SUN	MON	TUE	WED	THU	FRI	SAT
2	3	4	5	6 NH 6:35	7 NH 6:35	8 NH 5:35
9 NH 1:35	10 POR 6:00	11 POR 6:00	12 POR 11:00 AM	13 ERI 6:35	14 ERI 7:05	15 ERI 1:05
16	17 POR 6:35	18 POR 6:35	19 POR 6:35	20 POR 6:35	21 ERI 6:35	22 ERI 4:05
23 ERI 1:35	24 AKR 6:35	25 AKR 6:35	26 AKR 6:35	27	28 NH 7:05	29 NH 1:05
30 NH 1:05						

## MAY

SUN	MON	TUE	WED	THU	FRI	SAT
	1 AKR 6:35	2 AKR 6:35	3 AKR 12:05	4 NH 6:05	5 NH 6:35	6 NH 5:35
7 NH 1:35	8 POR 6:00	9 POR 6:00	10 POR 6:00	11 AKR 6:35	12 AKR 7:05	13 AKR 1:05
14 AKR 1:05	15	16 ALT 6:35	17 ALT 6:35	18 ALT 10:35 AM	19 BOW 7:05	20 BOW 6:35
21 BOW 2:05	22 RIC 6:35	23 RIC 6:35	24 RIC 6:35	25 RIC 6:35	26 HFD 7:05	27 HFD 7:05
28 HFD 6:35	29 HFD 1:05	30 TRN 7:00	31 TRN 7:00			

## JUNE

SUN	MON	TUE	WED	THU	FRI	SAT
				1 TRN 7:00	2 POR 7:05	3 POR 7:05
4 POR 1:05	5	6 RIC 6:35	7 RIC 6:35	8 RIC 6:35	9 HAR 7:00	10 HAR 6:00
11 HAR 3:30	12	13 ERI 7:05	14 ERI 7:05	15 ERI 12:05	16 REA 7:05	17 REA 7:05
18 REA 1:05	19	20 BOW 6:35	21 BOW 6:35	22 BOW 6:35	23 NH 7:05	24 NH 7:05
25 NH 1:35	26 HFD 7:05	27 HFD 7:05	28 HFD 7:05	29 HFD 7:05	30 HAR 7:05	

## JULY

SUN	MON	TUE	WED	THU	FRI	SAT
						1 HAR 7:05
2 HAR 1:05	3 HAR 6:35	4 ALT 7:00	5 ALT 7:00	6 ALT 7:00	7 HFD 7:05	8 HFD 7:05
9 HFD 1:05	10	11	12 NH All-Star	13 REA 7:05	14 REA 7:05	15 REA 6:35
16 REA 2:05	17 AKR 6:35	18 AKR 6:35	19 AKR 1:05	20 HAR 7:00	21 HAR 7:00	22 HAR 6:00
23 HAR 1:30	24 AKR 7:05	25 AKR 7:05	26 AKR 12:05	27 NH 6:35	28 NH 7:05	29 NH 7:05
30 NH 1:05	31					

## AUGUST

SUN	MON	TUE	WED	THU	FRI	SAT
		1 TRN 6:35	2 TRN 6:35	3 TRN 6:35	4 HAR 7:00	5 HAR 6:00
6 HAR 1:30	7	8 ERI 6:35	9 ERI 6:35	10 ERI 6:35	11 AKR 7:05	12 AKR 7:05
13 AKR 2:05	14 ERI 7:05	15 ERI 7:05	16 ERI 7:05	17	18 POR 7:05	19 POR 7:05
20 POR 1:05	21 NH 6:35	22 NH 6:35	23 NH 6:35	24 POR 7:00	25 POR 7:00	26 POR 6:00
27 POR 1:00	28 ERI 6:35	29 ERI 6:35	30 ERI 6:35	31 ERI 6:35		

## SEPTEMBER

SUN	MON	TUE	WED	THU	FRI	SAT
					1 HFD 7:05	2 HFD 7:05
3 HFD 6:35	4 HFD 1:05	5	6	7		

Key	Team (MLB Affiliate)	Key	Team (MLB Affiliate)
AKR	Akron RubberDucks (CLE)	NH	New Hampshire Fisher Cats (TOR)
ALT	Altoona Curve (PIT)	POR	Portland Sea Dogs (BOS)
BOW	Bowie Baysox (BAL)	REA	Reading Fightin Phils (PHI)
ERI	Erie SeaWolves (DET)	RIC	Richmond Flying Squirrels (SF)
HAR	Harrisburg Senators (WAS)	TRN	Trenton Thunder (NY)
HFD	Hartford Yard Goats (COL)		

# TABLE OF CONTENTS

## Binghamton Rumble Ponies

Binghamton Rumble Ponies Club Directory.....	4
Meet the Rumble Ponies.....	5
2017 Binghamton Rumble Ponies Field Staff.....	6-7
NYSEG Stadium.....	8-10

## Team History

Franchise History.....	12-13
Binghamton, New York.....	14
Binghamton Baseball History.....	15
All-Time Roster.....	16-21
Franchise Managerial History.....	22
Team Most Valuable Players.....	22
Eastern League Awards.....	22
League Mid-Season All-Stars.....	23
League Postseason All-Stars.....	23
Binghamton's Baseball Shrine.....	24
Year-by-Year Record.....	25
Team Batting Totals by Year.....	26
Team Pitching Totals by Year.....	27
Yearly Team Batting Leaders.....	28-29
Yearly Team Pitching Leaders.....	30-31
Year-by-Year Attendance.....	32
Single-Game Attendance Records.....	32
Postseason.....	33-43

## Team Records

Single-Season Batting Leaders.....	44-45
Career Batting Leaders.....	46-47
Single-Season Pitching Leaders.....	48-49
Career Pitching Leaders.....	50-51
Single-Season Fielding Leaders.....	52
Career Fielding Leaders.....	52
Franchise Historical Records.....	53-57
Single-Game Pitching Achievements.....	58

## Eastern League

Team vs. Eastern League Opponents.....	60-65
2017 Opponent Breakdown.....	66

## Filler Index

Binghamton Rumble Ponies Quick Facts.....	8
Wearing the Jersey.....	19
Boyd's Title-Clinching Double.....	20
Rowdy Gets Ready to Rumble.....	21
Binghamton's Baseball Shrine.....	24
Historical Binghamton Teams.....	33
Franchise Managers.....	34
Position Players as Pitchers.....	35
Pulsipher's Postseason No-No.....	36
Hitting for the Cycle.....	37
Most Runs Scored/Allowed, Game.....	38
Postseason vs. Eastern League.....	39
From Binghamton to the Big Leagues.....	57
Pregame Schedule.....	65
Media Policies.....	67

## Binghamton Rumble Ponies

NYSEG Stadium  
211 Henry Street  
Binghamton, NY 13901

www.bingrp.com  
(607) 723-7779

E-Mail: info@bingrp.com  
Twitter: @RumblePoniesBB  
Facebook: RumblePoniesBB



The 2017 Binghamton Rumble Ponies Media Guide was designed, written and produced by Tim Heiman (Director of Broadcasting & Media Relations) with assistance from Eddie Saunders and Jonny Wincott.

Cover by Eddie Saunders. Newspaper images courtesy of the Press & Sun Bulletin and the Broome County Public Library.

Photography by Binghamton Mets/Rumble Ponies, New York Mets, Bruce Adler, Ed Aswad, Josh Ludzki, and Jim Maggiore.

Special thanks to the late Kenny Sahre, a faithful Binghamton Mets fan, whose in-depth statistics and record-keeping fully archived every B-Mets season from 1992 to 2008. Without his work, this media guide would not be possible.

# RUMBLE PONIES CLUB DIRECTORY

## Binghamton Rumble Ponies Front Office


John Hughes.....	Owner & President
Jim Weed.....	General Manager
John "JB" Bayne.....	Assistant General Manager & Director of Community Relations
Joe Campione.....	Director of Video Production
Tim Heiman.....	Director of Broadcasting & Media Relations
Jordan Jicha.....	Director of Business Operations
Eddie Saunders.....	Director of Marketing and Promotions
Stewart Silvis.....	Director of Food & Beverage
Richard Tylicki.....	Director of Stadium Operations
Sabrina Warren.....	Director of Merchandise
Tyler Jennings.....	Sports Turf Manager
Bill Koehler.....	Head Chef
Branden Kimble.....	Box Office Manager
Steve Poploski.....	Sales Manager
Lou Ferraro.....	Scholastic Programs Coordinator
Seth Distler.....	Senior Account Executive
Nick Andrews.....	Account Executive
Adam Kopolow.....	Account Executive
Jonathan Beck.....	Video Production Intern
Justine Bouril.....	Merchandise Intern
Luis Flores.....	Box Office Intern
Caitlin McClare.....	Community Relations Intern
Corey Sider.....	Marketing Intern
Robert Way.....	Box Office Intern
Jonny Wincott.....	Broadcasting & Media Relations Intern



# MEET THE RUMBLE PONIES

On November 3, 2016, the "Carousel Capital of the World" officially became home to the Binghamton Rumble Ponies, the freshly-minted Double-A affiliate of the New York Mets. The new team identity was revealed in a ceremony attended by 700 students, teachers and administrators at local Benjamin Franklin Elementary School.

"The completion of the project signifies the beginning of a new era for the team in Binghamton," said team president John Hughes. "This is only the first step towards a bright future the team shares with the community. We look forward to the long and fun-filled journey as the Double-A affiliate of the New York Mets playing in Binghamton."



Rumble Ponies' identity reveal at Benjamin Franklin Elementary School

Nearly a century ago, local businessman and philanthropist George F. Johnson commissioned and funded the construction of six carousels to be enjoyed free-of-charge by the public throughout the Binghamton area. Almost 100 years later, these cherished artifacts continue to be used and beloved by the community.



Rumble Ponies round logo

The winning name submission came from Nicole, of Binghamton. Her inspiration for Rumble Ponies came from "The Carousel," a children's book written by Binghamton University professor Liz Rosenberg about carousel horses that sleep in the winter, but come to life in the spring. Nicole was awarded season tickets for life and the first home jersey produced for winning the Name the Team Contest.

"Using a local author's work as her lead, Nicole has helped shape the future of Minor League Baseball in Binghamton while paying homage to the past," Hughes said. "That speaks volumes about the strength and spirit of the people of the Southern Tier."

An armored, white horse with a flame mane jumping free of the carousel is the centerpiece of the identity. The "Rumble Ponies" lettering is formed in classic carousel style. The road cap logo is a broken silver carousel pole in the shape of a "B." Another broken pole logo forms an "NY," celebrating New York State. A patch with an anthropomorphic carousel horse sporting boxing gloves will be worn on the jersey sleeves.

Carousel Silver, Fire Red and Binghamton Blue make up the club's new official colors, paying tribute to Binghamton's carousel heritage.

"The pride, passion and strong fighting spirit are proudly reflected in the logos," explained Hughes. "With the new name and identity we add another building block to the great tradition and legacy of professional baseball in Binghamton."

The Rumble Ponies took another step towards establishing their identity on December 14, 2016 when they invited the Maine-Endwell Little League World Series Champions to model their new jerseys.

"As we continue to fulfill our commitment to the community and forge an identity, we can all be proud of this exciting time in our continuous growth," said Hughes.



Ponies secondary logo



Maine-Endwell Little League World Series Champions

The Rumble Ponies will sport a white jersey for most home games with their new nickname across the chest.

The team will play with "Binghamton" proudly displayed on the front of their road jersey, respectfully showing off the spirit of Binghamton and the entire Southern Tier.

The team will also use an alternate jersey with "New York" written across the front. A navy blue batting practice jersey with "Rumble" in silver lettering on the chest completes the new jersey set.

# RUMBLE PONIES 2017 FIELD STAFF



## LUIS ROJAS

### MANAGER

Opening Day Age 35  
Birthplace Santo Domingo, DR

Birthdate September 1, 1981  
Resides Santo Domingo, DR

Season with Binghamton 1<sup>st</sup>

Season with New York Mets 11<sup>th</sup>

**2016 Notes:** Guided St. Lucie (High-A) to Florida State League South Division second half regular season title with 39-29 record...went 74-61 overall...secured third career managerial postseason berth...lost to Bradenton in FSL Semifinals


**Career Managerial Highlights: 2015:** Made Florida State League managerial debut with St. Lucie (High-A)...guided Leones del Escogido to Dominican Winter League championship...youngest manager in DWL history to win title...**2014:** Secured second straight postseason berth with Savannah (Low-A)...South Atlantic League Manager of the Year...**2013:** Won South Atlantic League Championship with Savannah (Low-A)...**2012:** Made full-season managerial debut with Savannah (Low-A)...**2011:** Debuted as manager with GCL Mets (R)...**2007-2010:** Served as coach in Mets organization

### Managerial Record

Year	Team	W - L	%
2011	GCL Mets (R)	27 - 29	.482
2012	Savannah (Low-A)	69 - 67	.507
2013	Savannah (Low-A)*	77 - 61	.558
2014	Savannah (Low-A)*	85 - 51	.625
2015	St. Lucie (High-A)	68 - 70	.493
2016	St. Lucie (High-A)*	74 - 61	.548
* - Postseason berth		<b>400 - 339</b>	<b>.541</b>

**Playing career:** Played seven seasons in Minor League systems of Baltimore Orioles, Florida Marlins and Montreal Expos/Washington Nationals from 1999-2005

**Personal:** Wife, Laura, and son, Luis Felipe...son of Felipe Alou, three-time MLB All-Star & former manager of Expos & Giants



## VALENTINO PASCUCCI

### HITTING COACH

Opening Day Age 28  
Birthplace Bellflower, CA

Birthdate November 17, 1978  
Resides Bensalem, PA

Season with Binghamton


Season with New York Mets 4<sup>th</sup>

**2016 Notes:** Served as hitting coach for St. Lucie (High-A)

**Career Coaching Highlights: 2014-2015:** Made coaching debut as hitting coach for Savannah (Low-A)

**Playing career:** Hit 305 home runs during a 15-year playing career...played in 42 Major League games with Montreal Expos (2004) & New York Mets (2011)...belted 55 HR with Buffalo Bisons (AAA) as Mets farmhand, 2010-2012...launched career-high 34 homers for Albuquerque (FLA: AAA), 2007...enjoyed two-season stint in Japan with Chiba Lotte that included championship in 2005 under former Mets manager Bobby Valentine...played in final game in Expos history on October 3, 2004 at Shea Stadium...originally selected by Expos in 11<sup>th</sup> round of 1996 draft

# RUMBLE PONIES 2017 FIELD STAFF



## GLENN ABBOTT

### PITCHING COACH

Opening Day Age 66  
Birthplace Little Rock, AR

Birthdate February 16, 1951  
Resides North Little Rock, AR

Season with Binghamton 6<sup>th</sup>

Season with New York Mets 7<sup>th</sup>

**2016 Notes:** Served as pitching coach for Binghamton (AA)

**Career Coaching Highlights:** Binghamton pitching coach, 2012-Present...**2014:** B-Mets staff issued franchise-low 359 walks, compiled franchise record 3.08 K/BB...**2013:** B-Mets staff collected franchise record 1,185 strikeouts...**2006-2010:** Pitching coach in San Diego Padres organization...**2003-2005:** Pitching coach in Texas Rangers organization...**1990-2002:** Pitching coach in Oakland Athletics organization

**Playing career:** Pitched 11 seasons in MLB for Oakland (1973-76), Seattle (1977-83) and Detroit (1983-1984)...selected in 8<sup>th</sup> round of 1969 draft by Oakland out of University of Central Arkansas...went 62-83 with 4.39 ERA in 248 career games (206 starts)...combined with Vida Blue, Paul Linblad and Rollie Fingers in first four-pitcher no-hitter in MLB history as member of A's against the California Angels on 9/28/75

**Personal:** Resides with his wife, Patti, in North Little Rock, Arkansas...three children: Todd, Jeff and Amy



## BOB GRIMES

### ATHLETIC TRAINER

Opening Day Age 59  
Birthplace Ellensburg, WA

Birthdate October 28, 1957  
Resides Hoquiam, WA


Season with Binghamton 2<sup>nd</sup>

Season with New York Mets 2<sup>nd</sup>

**2016 Notes:** Served as athletic trainer for Binghamton (AA) after three-year stint away from pro baseball

**Career Highlights:** Worked at Harris Medical Group in western North Carolina, 2013-2015...served as athletic trainer in Chicago Cubs organization for 27 seasons (1985-2002 & 2004-2012)

**Personal:** Received BA in Education from Central Washington University...has LAT (Licensed Athletic Trainer) and ATC (Certified Athletic Trainer) certification



## KORY WAN

### STRENGTH & CONDITIONING COACH

Opening Day Age 25  
Birthplace Tampa, FL

Birthdate August 4, 1992  
Resides Tampa, FL

Season with Binghamton 1<sup>st</sup>

Season with New York Mets 4<sup>th</sup>

**2016 Notes:** Served as strength & conditioning coach for St. Lucie (High-A)

**Career Highlights:** **2015:** Strength & conditioning coach for Savannah (Low-A)...**2014:** Made pro debut as strength & conditioning coach for Kingsport (R)

**Personal:** Received BA in psychology from Saint Leo University (FL), 2013...certified Strength and Conditioning Specialist through National Strength & Conditioning Association...worked at Saint Leo University as strength & conditioning coach prior to joining Mets organization

## BALLPARK HISTORY

After the Binghamton Triplets disbanded in 1968, their home park, Johnson Field in nearby Johnson City was demolished to make way for New York State Route 17. In 1991, when the New York Mets announced they would move the Williamsport Bills, their Double-A affiliate, from Pennsylvania to Binghamton, New York, the city put plans together to build the B-Mets a brand-new ballpark.



Aerial View of Binghamton Municipal Stadium in 1992

Opened in April 1992, Binghamton Municipal Stadium immediately became a hot spot in the city. In its inaugural season, the ballpark welcomed 278,492 fans, the highest single-season attendance for any team to ever call Binghamton home. The record stands to this day.

### NYSEG STADIUM QUICK FACTS

<b>Broke Ground:</b>	July 1991
<b>Opened:</b>	April 1992
<b>Cost:</b>	\$4.6 million
<b>Capacity:</b>	6,012
<b>Designer:</b>	Highland Associates
<b>Former Name:</b>	Binghamton Municipal Stadium (92-00)
<b>Dimensions:</b>	330' (LF), 400' (CF), 330' (RF)
<b>Fence Height:</b>	8'
<b>Record Att:</b>	7,412 - July 17, 2008

Fans have seen many memorable moments at the park. The team celebrated all three of their Eastern League Championships (1992, 1994 & 2014) on their home field. Joe Crawford tossed the second no-hitter in team history and first at home on May 5, 1996 in the second game of a doubleheader against the Trenton Thunder. Bob Keppel added a no-hitter to the franchise list when he baffled the Portland Sea Dogs over nine innings on August 2, 2003.

In 2001, the naming rights for the stadium were

sold to the New York State Electric and Gas Company. The B-Mets would now call NYSEG Stadium home. More visible changes were made to the ballpark prior to the 2007 season when a videoboard was installed beyond the right field fence.



Municipal Stadium under construction in 1992

NYSEG Stadium has been the site of many rehab assignments for the New York Mets. From Dwight Gooden in 1994 to Jose Reyes in 2011, appearances from Big Leaguers have generated some of the largest crowds in stadium history. Orlando "El Duque" Hernandez's rehab start on July 17, 2008 drew 7,412, a single-game attendance record. Over the last 25 seasons, more than five million fans have entered NYSEG Stadium to watch their beloved team.

### BINGHAMTON RUMBLE PONIES QUICK FACTS

<b>Affiliation:</b>	New York Mets (1992 - Present)	<b>Ownership:</b>	John Hughes
<b>Founded:</b>	1992	<b>League Titles:</b>	3 (1992, 1994, 2014)
<b>General Manager:</b>	Jim Weed	<b>Division Titles:</b>	3 (1994, 2000, 2013)
<b>Stadium (Capacity):</b>	NYSEG Stadium (6,012)	<b>Postseasons:</b>	9 (92, 94, 96, 98, 00, 04, 13, 14, 15)
<b>Location:</b>	211 Henry Street Binghamton, NY 13901	<b>Manager:</b>	Luis Rojas
<b>Radio Broadcasters:</b>	Tim Heiman, Jonny Wincott	<b>Hitting Coach:</b>	Valentino Pascucci
<b>Radio Stations:</b>	WNBF (1290 AM) WYOS (1360 AM)	<b>Pitching Coach:</b>	Glenn Abbott
		<b>Athletic Trainer:</b>	Bob Grimes
		<b>Strength Coach:</b>	Kory Wan



# NYSEG STADIUM

## UPGRADES FOR 2017 SEASON

The 2017 season will mark a new era for NYSEG Stadium. The home of the Binghamton Rumble Ponies will feature \$2.5 million worth of upgrades thanks to grant funds secured by Senator Fred Akshar and New York State Senate Majority Leader John J. Flanagan through the State and Municipal Facilities Program of the Dormitory Authority of the State of New York (DASNY) in addition to contributions from team ownership.

Senator Akshar, Binghamton Mayor Richard C. David and Rumble Ponies owner John Hughes unveiled plans for the largest capital investment in the ballpark's history in November 2016.

The upgrades are designed to enhance fan experiences, upgrade critical stadium infrastructure, modernize operations and provide a first-class environment for top New York Mets prospects to grow their skills for the Major Leagues.

The \$2.5 million plan includes:

**New Team Deck:** A 144-person picnic party deck constructed on the right-field line will provide fans with the ultimate viewing perspective for the best talent in Minor League Baseball. High-top tables and covered seating will be available. A new handicapped lift will provide better access to the deck and entire concourse.



New right-field party deck

**Updated Stadium Lighting:** All 180 stadium lamps will be replaced with reflective and energy-efficient bulbs on eight existing support poles to meet Minor League Baseball standards.

**New Third Base Terrace:** Picnic tables and terrace family seating on the third-base line will replace existing seating in Sections 15 & 17. The new seating arrangement will enable families and smaller groups to enjoy a comfortable and conversational setting at the ballpark.



New stadium batting cage

**New Batting Cage:** A 3,600 square-foot dual-lane batting cage facility located beyond the right-field wall will replace an antiquated underground setup that was prone to flooding. Rumble Ponies fans will be able to watch their favorite players get ready for action through windows located at the south end of the building.


**Relocated Rumble Ponies Bullpen:** Rumble Ponies relievers will prepare for their next appearance in a new bullpen located

beyond the fence in right-center field. After being squeezed into a tight area near the right-field gate in their old bullpen, Binghamton's relief corps can stretch out in more a spacious area.

**New Right-Field Entrance Gate:** An open-air entrance, featuring new ticket kiosks, signage, lighting and decorative pavers and fencing will greet fans that arrive at NYSEG Stadium. Attractions near the new entrance will include a performance stage area for live music, a new spiedie BBQ stand and a playground fun zone.

**Renovated Luxury Suites:** All six luxury suites will be completely re-modeled with modern furniture and new lighting fixtures and a special fridge featuring Coca-Cola products.

**New Groundskeeper Facilities:** The Rumble Ponies grounds crew will house their equipment in a new shed beyond the center-field wall.



New right-field entrance gate

# NYSEG STADIUM

## BALLPARK LAYOUT

NYSEG Stadium, opened in 1992, has an official capacity of 6,012. A party deck on the first-base line and a terrace seating area along the third-base line were added for the 2017 season. There are 31 sections of seating, including 16 box seat sections and 15 reserved grandstand sections. The stadium also offers six luxury boxes which hold approximately 20 individuals each. The picnic area down the left field line can accommodate 600.

The Rumble Ponies clubhouse is located beneath the stands on the first base line. The visitors' clubhouse is located beneath the stands on the third base line. Both clubhouses have their own coaches' room, training room and showers. The Rumble Ponies clubhouse also contains two players' lounges. A batting cage shared by both teams is located beyond the right-field fence and was constructed in 2017. That building also houses the Sports Turf Manager's office.

The Rumble Ponies bullpen is located beyond the right-center field fence. The visitors' bullpen is located down the left-field line. The building past the center-field wall is used to store maintenance equipment.



## EXPLAINING THE VIEW

The view from the press box at NYSEG Stadium blends the baseball tradition of the Southern Tier with the city's industrial past sprinkled with the beauty of the surrounding area.



Aerial view of the rail yard beyond left field at NYSEG Stadium

The city of Binghamton became a major manufacturing center in the 19<sup>th</sup> century thanks in large part to the development of the railroads. Because there was no navigable path via waterway from Binghamton to the Atlantic Coast, the railroads lifted most of the goods produced in the Southern Tier. The city became a key producer of cigars, shoes and high-tech products. Nowhere is the link to

the past to the railroad era more evident than the rail yard beyond the left-field fence. The yard houses more than a dozen rails and lengthy freight trains roll through seven days a week. Several B-Mets and visitors have plunked rail cars with long home runs during the stadium's 25-year history.

The videoboard beyond the right-field fence was installed prior to the 2007 season to replace the original scoreboard. The board has allowed the team to develop a video production staff that creates pre-game programming, in-game contests, game highlights and much more.

Geographically, the city of Binghamton sits in a bowl-shaped valley at the confluence of the Susquehanna and Chenango Rivers. Located in the Glaciated Allegheny Plateau, the city is surrounded by elevated land. The rolling hills far beyond right field are located in the hamlet of Popes Ravine, which is part of the town of Kirkwood, a suburb of Binghamton.



NYSEG Stadium's videoboard



# FRANCHISE HISTORY

# FRANCHISE HISTORY

While professional baseball in Binghamton, NY dates back to 1877, the Binghamton Rumble Ponies' story begins in 1992. It was that year that the New York Mets organization moved their Double-A affiliate, the Bills, from Williamsport, Pennsylvania approximately 125 miles northeast to Binghamton, New York.

The team was renamed the Binghamton Mets and welcomed with open arms by a city that had suffered 23 years without a professional baseball team to call their own. When tickets went on sale for the inaugural season, thousands of fans braved the rain and waited in a line that snaked for blocks through the city.

Binghamton Municipal Stadium was constructed in nine months for \$4.6 million and hosted its first B-Mets game on April 19, 1992 after three-straight postponed games. Binghamton's house-warming party was a strong one as they defeated the Harrisburg Senators 1-0 in front of 5,126 fans.



Fans brave the rain for Binghamton Mets tickets in 1992

Led by Eastern League Manager of the Year, Steve Swisher, the B-Mets treated their fans to a stellar inaugural season. They went 79-59, finished 2<sup>nd</sup> in the Eastern League, and earned a trip to the postseason. The B-Mets dispatched the Harrisburg Senators in the semi-finals in four games, winning a 14-inning marathon to clinch the series.

Trailing the Canton-Akron Indians 2-1 in the Eastern League Championship Series, the B-Mets rallied to take Game 4 and earned their first title with a 5-2 win in the decisive fifth game. Bobby J. Jones, the staff ace and Eastern League Pitcher of the Year, earned the win in the championship game.

In their first season, the B-Mets welcomed 278,492 fans to Municipal Stadium, the highest single-season attendance for any team to ever call Binghamton home. The record stands to this day.

During the winter after the 1993 season, a group of local businessmen teamed up to make the Binghamton Mets a truly local product. Mike & Chris Urda, George Scherer and David & William Maines purchased the team from New York Mets in January 1994.

The 1994 season was another banner year for the B-Mets and the city. Binghamton became the center of the Double-A universe on July 11, 1994 when the team hosted the Double-A Association All-Star Game. 6,524 fans packed into Municipal Stadium and watched the American League defeat the National League 10-4.

The All-Star Game would not be the only excitement Binghamton would see that season. The B-Mets won the North Division under John Tamargo with a wire-to-wire performance, finishing the year at 82-59. The B-Mets deftly swept the New Haven Ravens in three games in the North Division Championship, with each game decided by a single run.

Binghamton faced the Harrisburg Senators in the Eastern League Championship. After the B-Mets dropped the series opener, ace Bill Pulsipher got the team back on track in a big way in Game 2 on September 2. The hulking left-hander baffled the Senators for nine innings, hurling the first no-hitter in Binghamton Mets history. His win tied the series.

In Game 3, the B-Mets trailed by two in the ninth, Edgardo Alfonzo hit a game-tying two-run homer before Frank Jacobs belted a walk-off solo shot. In Game 4, Chris Roberts secured Binghamton's second championship in three years, twirling a complete game in front of 5,259 fans at Municipal Stadium.



Binghamton Municipal Stadium seen from above in 1992

In 1996, with John Tamargo still at the helm, the team went 76-66. Led by Chris Saunders, who collected a franchise-record 105 RBI, the B-Mets finished second in the North Division. Unlike 1992 and 1994, this club was not able to supply the magic in the postseason. The B-Mets held a 2-1 series lead over the Portland Sea Dogs in the North Division Championship, but failed to lock it up. The Sea Dogs handed the B-Mets their first series loss by winning Games 4 & 5.



B-Mets celebrate 1992 title with Binghamton Mayor Juanita Crabb

# FRANCHISE HISTORY

The story repeated itself in 1998. The B-Mets had a slow start playing for new manager John Gibbons, but caught fire in July. The club won 20 games in the month and finished second in the North Division with an 82-60 record.

Facing the New Britain Rock Cats in the North Division Championship Series, the B-Mets snatched Game 1, but watched their season end when New Britain won the final three games of the series.

The year 2000 was another fruitful season for the B-Mets. For the third time in franchise history, the team won exactly 82 games, including a franchise-record 46 at home. Binghamton beat out the New Haven Ravens to win the North Division regular season crown by a game, but fell in the North Division Championship Series in four games.

In 2001, the naming rights for the stadium were sold to the New York State Electric and Gas Company. The B-Mets would now call NYSEG Stadium home.

Following their exit in 2000, Binghamton did not return to the postseason until 2004, when they finished second in the North Division with a 76-66 record for manager Ken Oberkfell. The New Hampshire Fisher Cats dispatched the B-Mets in four games en route to winning the Eastern League title.

After a nine-year postseason drought, the B-Mets compiled one of their best seasons in franchise history in 2013. The club racked up a record 86 wins with Eastern League Most Valuable Player Allan Dykstra and Manager of the Year Pedro Lopez. The B-Mets won their first regular season division title since 2000, but were swept in the first round of the playoffs by the Trenton Thunder.



B-Mets' mascot Ballwinkle celebrates 1994 championship



2014 championship team

In 2014, the B-Mets made amends and finished second in the Eastern Division with 83 victories. Binghamton trailed the Portland Sea Dogs by four runs in Game 1 of the Division Championship Series before mounting a memorable comeback. After tying the game with three runs in the eighth inning, TJ Rivera belted a walk-off three-run homer in the ninth, capping a personal four-hit game. Binghamton dropped the next two games before recovering with victories on the road in Games 4 & 5, sealing their first playoff series victory in 20 years.

The B-Mets continued their roll by beating the Richmond Flying Squirrels in the first two games of the Eastern League Championship Series in Virginia. In Game 3, B-Mets starter Steven Matz carried a no-hitter into the eighth in front of 5,904 at NYSEG Stadium. With the game tied in the bottom of the ninth, Jayce Boyd ripped a walk-off double into the right-field alley, giving the B-Mets their first Eastern League Championship in two decades. Catcher Xorge Carrillo was named Postseason MVP.

In 2015, Lopez navigated the B-Mets to a 77-64 record and secured a postseason berth for the third straight year, a franchise record. The team's all-time winningest manager was inducted into Binghamton's Baseball Shrine in September 2015, but his club was swept in the Division series by Reading.

December 2015 saw another major change for the franchise. John Hughes acquired full ownership of the franchise from Mike Urda. The B-Mets new president made it clear that professional baseball would be played in Binghamton for years to come.

On November 3, 2016, the new Rumble Ponies identity of the team was unveiled at Benjamin Franklin Elementary School in Binghamton. The name reflects Binghamton's standing as the "Carousel Capital of the World."

Over 25 seasons, five million fans have entered NYSEG Stadium to watch their beloved team. The franchise continues to be a fixture of the community as the city roots for the future stars of the New York Mets.



Mike Urda passes the ownership torch to John Hughes

# BINGHAMTON, NEW YORK

Officially settled in 1802, Binghamton is a community of 46,444 located in the Southern Tier, approximately seven miles north of the New York-Pennsylvania border. Serving as the seat of Broome County, the area now comprised of the city of Binghamton and its immediate suburbs was purchased by William Bingham, a wealthy native of Philadelphia, in 1792. Located in the valley at the confluence of the Susquehanna and Chenango Rivers, this newly acquired land offered an area easy to settle compared to the rolling hills that dominate the Upstate New York geography.

The community was originally known as Chenango Point before incorporating as the Town of Binghamton in 1834. Taking advantage of the flat, yet limited landscape, Binghamton originally developed as an agricultural town. That changed in the 1840's when the Erie Railroad was constructed to connect Binghamton to the Atlantic Coast. The area quickly became a major manufacturing and transportation hub.

The town progressed to city-status in 1867. At that point, nearly 9,000 people called the area home. Cigars were the first major product shipped out of Binghamton. However, that industry became trumped by the shoemaker Endicott Johnson in the early 1920's. Founded by Henry Bradford Endicott and George F. Johnson, the company's factories dominated the Triple Cities of Binghamton, Johnson City and Endicott and employed nearly 20,000 people during the Roaring 20's. It saw its highest production during World War II when it pumped out 52 million pairs of shoes a year.



Endicott Johnson factories in the first half of the 20th century

As the shoe-producing industry began to fade following the war, the development of high-tech products took center stage. The Link Trainer, a flight simulator developed in Binghamton in the 1930's, was used to prepare pilots during World War II and enticed many technology companies to set up shop in the area.

The International Business Machines Corporation, commonly known as IBM, was founded in Endicott and continues to be a key employer in the area. Major defense contractors like Lockheed Martin, BAE Systems and Rockwell Collins also showcase plants in the Southern Tier.



Downtown Binghamton

Binghamton has been referred to as the "Parlor City" and "Carousel Capital of the World" over its 215-year history. It gained its Parlor City moniker in the latter portions of the 19<sup>th</sup> century for its attractive Victorian homes, stately mansions and neat streets. With six historic wooden carousels donated by George F. Johnson, the city earned its more self-explanatory "Carousel Capital of the World" nickname early in 1900's.

Boasting a heavy concentration of Italian immigrants in the 1920's, the Southern Tier became the birthplace of the spiedie (pronounced spee-dee), a sandwich consisting of small, marinated pieces of chicken, pork, lamb, or name derives from the Italian word "spiedini," which refers to pieces of meat cooked on a skewer. The city celebrates this sandwich every summer at the Spiedie Fest and Balloon Rally, which is highlighted by a spiedie cook-off and hot-air balloon showcase.

During the winter, sports fans in Binghamton can catch a minor league hockey game with the Binghamton Senators, an affiliate of the Ottawa Senators playing in the American Hockey League. The Southern Tier is also home to Binghamton University, a highly-regarded public institution that fields 19 Division I teams.



Hot air balloons dot the sky during Spiedie Fest '08

Golf is another major sport in the area. There are over a dozen courses within a 20-mile radius of NYSEG Stadium. The En-Joie Golf Course in Endicott has hosted the the Dick's Sporting Goods Open, a Champions Tour event, since 2007. Dick's Sporting Goods was founded in Binghamton in 1948. The course also hosted the B.C. Open, a PGA Tour tournament, every year since 1971 until major flooding washed out the competition in 2006.

# BINGHAMTON BASEBALL HISTORY


The city of Binghamton, New York has a rich history of organized baseball dating back to 1877, when the Binghamton Cricket played in the League Alliance. With players like Buttercup Dickerson and John McGuinness, the members of the original Cricket team became the forefathers of America's pastime at the confluence of the Susquehanna and Chenango Rivers.

Binghamton's hometown team experienced considerable volatility in its first 20 years. During that time period, the team played under four different names (Cricket, Bingoes, Crickets and Bingos) in six different leagues (League Alliance, International Association, New York State League, International League, Central League and Eastern League). Future Hall of Famer "Wee Willie" Keeler of "Hit 'em where they ain't" fame played for the Bingos during this time in 1892 and 1893.



1913 Binghamton Bingoes

Things finally settled down in 1901 when the Binghamton Bingoes began playing in the New York State League. Comprised of teams from Albany, Cortland/Waverly, Iliion, Rome, Schenectady, Troy and Utica, the league pitted the turn-of-the-century bustling cities of Upstate New York against each other. The Bingoes played 17 seasons in the league before switching to the International League in 1918.



1902 Binghamton Bingoes

W.B. "Bill" Kay played in Binghamton from 1914 to 1919 and became one of the team's biggest stars hitting over .300 every year. He was inducted into Binghamton's Baseball Shrine in 2006.


Professional baseball in Binghamton went on hiatus for four years after the Bingoes ended their run in the International League in 1919. That drought ended in a grand way in 1923. In a meeting held on March 23 at the Arlington Hotel in Binghamton, a six-team association known as the New York-Penn League was born. Fifteen years later, the New York-Penn League became today's Eastern League.

The Binghamton Triplets were an original member of the league and became a fixture in Binghamton for 45 years. Representing the "Triple Cities" (Binghamton, Johnson City and Endicott), the Triplets spent most of their existence as a New York Yankees affiliate.



1933 League Champion Binghamton Triplets

With stars like Whitey Ford, Eddie Sawyer, Steve Souchock, Thurman Munson, Steve Kraly, Lee Thomas, Bill Virdon, Al Downing, Spud Chandler, Wally Burnette, Bobby Richardson, Ralph Terry, Pete Suder, Frank Verdi, Ken Harrelson, Bob Grim, Bert Campaneris, Gene Bearden, and Dale Long the Triplets captured ten league titles during their time in Binghamton.



1962 Triplets Program

The Triplets switched to the current New York-Penn League in 1964 and returned to the Eastern League in 1967. Sadly, their run came to an end in 1968. The team disbanded and professional baseball disappeared from the Southern Tier for 23 years.

The New York Mets ended that drought in 1992. Owners of their Double-A affiliate in the Williamsport Bills, the Mets decided to move the team to Binghamton following the 1991 season. With the Triplets' old home in Johnson Field long-gone, the city spearheaded the construction of Binghamton Municipal Stadium, now known as NYSEG Stadium. In a coincidental link to the past, the park is located just blocks from where the Arlington Hotel, the birthplace of the Eastern League, used to stand.

The franchise picked up where the Triplets left off and has provided fans in the Southern Tier with professional baseball for the last quarter-century. Including three championships by the B-Mets, Binghamton has been home to thirteen Eastern League titles, the most of any city in the league. The B-Mets and their loyal fans hope for more as the love affair with America's pastime continues in the "Carousel Capital of the World".

# ALL-TIME ROSTER

## A

ABEL, Nick (08-09)  
 ABREU, Michel (06)  
 ACUNA, Ron (02-04)  
**AGBAYANI, Benny (95-96)**  
 AGUILAR, Salvador (07-08)  
 ALFONZO, Edgar (08-09)  
**ALFONZO, Edgardo (94)**  
 ALLISON, Tom (92-94)  
**ALOMAR, Jr., Sandy (07\*)**  
**ALOU, Moises (08\*)**  
**ALVAREZ, Dario (14,15)**  
 ALVAREZ, Manuel (10-11)  
 ANDERSON, Jimmy (04)  
 ANTONINI, Michael (08-10)  
 ARFFA, Steve (95)  
 ARACENA, Juan (00)  
 ARROYO, Rafael (05,07-09)  
 ARROYO, Luis (97-98)  
 ARTEAGA, Ivan (98)  
 ARTEAGA, JD (98-00)  
 ASCHE, Kirk (03)  
**ATCHISON, Scott (13\*)**  
**AUCOIN, Derek (98)**  
 AVERSA, Joe (96)  
 AZUAJE, Jesus (95-98)



Michael Conforto (15)

## B

BACANI, David (03-05)  
 BALDIRIS, Aarom (04-05)  
 BALDONADO, Alberto (16)  
**BANNISTER, Brian (04-05)**  
 BARBOSA, Andrew (16)  
 BARON, Jim (00)  
**BARRIOS, Manny (01)**  
**BARRY, Jeff (94-95)**  
**BASAK, Chris (01-04)**  
 BATES, Fletcher (95,97,02)  
**BATISTA, Miguel (12\*)**  
 BATISTA, Wilson (06-07)  
**BAXTER, Mike (12\*)**  
**BAY, Jason (02)**  
 BEAULAC, Eric (10)  
**BEAMON, Trey (99)**  
 BECKERMAN, Andy (94)  
 BELL, Bubba (11)  
**BELL, Heath (01,02,04)**  
**BELL, Mike (98)**

**BELNOME, Vince (15)**  
 BENBOW, Lou (95)  
 BENNETT, Hamilton (13-14)  
 BENNETT, Ryan (99,01)  
 BENNETT, Steve (03)  
**BENSON, Joe (15)**  
 BEVIS, P.J. (02-04)  
**BLACK, Vic (15\*)**  
**BLAND, Nate (02)**  
 BLAQUIERE, Jean Luc (11)  
 BOHANNON, Gary (99)  
 BONFE, Joe (12-13)  
 BOSTICK, Adam (09)  
 BOUCHARD, Matt (09)  
**BOWMAN, Matt (14)**  
 BOWMAN, Shawn (08-09)  
 BOYD, Jayce (14-16)  
 BRADFORD, Chasen (13-14)  
 BRASWELL, Bryan (01-02)  
**BRAZELL, Craig (02-03)**  
**BREA, Lesli (00)**  
 BRITTAN, Corey (98-00)  
**BRITO, Eude (08)**  
 BROOKS, Ricky (11)  
 BROWN, Eric (08-09)  
 BRUCE, Mo (99,00)  
**BRUNETTE, Justin (01-02)**  
 BUCCHERI, James (99)  
 BULLARD, Jason (96)  
 BULLOCK, Craig (95)  
 BURDICK, Dale (16)  
 BURGAMY, Brian (14)  
**BURNITZ, Jeromy (03\*)**  
**BUTERA, Drew (07)**  
 BUTTERFIELD, Chris (92-93)  
 BYARD, David (04-05)

## C

CALABRESE, Tony (03)  
 CALIGIURI, Jay (05-06)  
 CAMACHO, Eddie (06-08)  
**CAMPBELL, Eric (10-12)**  
**CAMMACK, Eric (99,02-03)**  
**CANCEL, Robinson (07)**  
 CARACCIOLI, Lance (04)  
**CARDONA, Javier (04)**  
**CARP, Mike (07-08)**  
 CARPENTER, Brian (97)  
**CARPENTER, Drew (12)**  
 CARRILLO, Xorge (13-16)  
**CARSON, Robert (10-12)**  
**CARVAJAL, Marcos (07)**  
 CARTER, John (96-97)  
**CASTILLO, Alberto (94)**  
**CASTILLO, Juan (93-94)**  
**CASTILLO, Luis (08\*)**  
 CECCHINI, Gavin (14-15)  
 CECILIANI, Darrell (13-15)  
**CENTENO, Juan (10,12-14)**  
**CERDA, Jaime (01-02)**  
**CERROS, Juan (00-02)**  
**CESSA, Luis (14-15)**  
 CHANCEY, Bailey (08)  
**CHAVEZ, Endy (07\*)**  
 CHENARD, Ken (04-05)  
 CHEVALIER, Virgil (02-03)

CHISM, T.J. (14)  
 CHURCH, John (13-14)  
**CHURCH, Ryan (08\*)**  
**CLARK, Matt (14)**  
 CLEMENTS, Zac (04-06)  
 CLYNE, Stephen (09)  
 COHOON, Mark (10-13)  
 COLE, Brian (00)  
 COLE, Joey (02-04)  
 COLESA, Corey (07)  
**COLLAZO, Willie (06)**  
 COLON, Dennis (98)  
 CONCEPCION, Ambiorix (06,08)  
**CONFORTO, Michael (15)**  
 COOK, Andy (01,02)  
**COOPER, David (15)**  
 CORDERO, Albert (15)  
 CORDOVA, Vincent (05-06)  
**COREY, Mark (99-01)**  
 CORONADO, Jose (07-11)  
 CORR, Frank (03)  
 COSMAN, Jeff (95)  
 COTA, Marino (00)  
 COULTAS, Ryan (07,09)  
 COX, Mike (03)  
 CRADLE, Cobi (95)  
**CRAWFORD, Joe (94-96)**  
 CRISMATT, Nabil (16)  
 CRUZ, J.E. (06-07)  
**CRUZ, Rhiner (11)**  
 CRUZADO, Victor (15-16)  
 CUAN, Angel (13-14)  
 CULLEN, Ryan (05-07)  
 CURRY, Mike (01-02)



Xorge Carrillo (13-16)

## D

**d'ARNAUD, Travis (13,14\*,15\*)**  
 DALY, Rob (95)  
 DARDEN, Tony (98-99)  
**DAUBACH, Brian (95-96)**  
**DAVIS, Ike (09)**  
 DAVIS, Jay (93-95)  
 DE LA CRUZ, Julio (09)  
 DE LA CRUZ, Maikis (16)  
**DE LA TORRE, Jose (09-10)**  
 DEATON, Kevin (05)  
**deGROM, Jacob (13)**  
 DELGADO, Casey (16)  
 DELLA RATTA, Pete (99-01)

**Bold** - Played in Major Leagues

\* - Played for Binghamton on rehab assignment



# ALL-TIME ROSTER

DELLICARRI, Joe (92-93)  
**den DEKKER, Matt (11-12)**  
 DESCHENES, Pat (03)  
 DETIENNE, David (04)  
 DEVANEY, Michael (06-07)  
 DIAZ, Cesar (95)  
**DIAZ, Jose (04)**  
**DIAZ, Victor (03)**  
**DIFELICE, Mike (06)**  
 DINA, Allen (99-01)  
**DINARDO, Lenny (03)**  
**DIXON, Steve (96)**  
 DORN, Chris (92-93)  
**DOTEL, Octavio (97-98)**  
 DOUMA, Todd (92-93)  
 DuBOSE, Brian (99)  
**DUDA, Lucas (09-10,15\*)**  
**DUNCAN, Jeff (03-05)**  
**DYKHOFF, Radhames (00)**  
**DYKSTRA, Allan (11-13)**  
 DZIADKOWIEC, Andy (92-93)  
 DZIUBA, Teddy (07)



Jacob deGrom (13)

## E

EAGER, Blake (06)  
**EDGIN, Josh (12-13)**  
**EDMONDSON, Brian (95-97)**  
 EDWARDS, Bryan (04-06)  
**EGBERT, Jack (11)**  
 EIGSTI, Jake (09)  
 ELDRIDGE, Rashad (06)  
 ELLIOTT, Chad (03)  
 ELLISON, Derrick (09-10)  
 ENGLE, Tom (95)  
 EPPERSON, Chad (95)  
**ESCOBAR, Alex (00)**  
 ESPINOSA, Ramon (97)  
 EVANS, Phillip (16)  
**EVANS, Nick (08-10)**  
 EVERTS, Clint (10)

## F

**FAMILIA, Jeurys (11)**  
 FARRELL, Mike (94)  
**FELICIANO, Jesus (11)**  
**FELICIANO, Pedro (13)**  
 FERNANDEZ, Osvaldo (98)  
 FERNANDEZ, Rafael (12)

**FERNANDEZ, Sid (93\*)**  
 FESH, Sean (97)  
 FIEGEL, Todd (94-95)  
**FIGGA, Mike (01)**  
**FIGUEROA, Nelson (97-98)**  
 FISHER, Michael (10-12)  
**FLORES, Wilmer (12,16\*)**  
 FONTANEZ, Randy (14)  
**FORDYCE, Brook (92)**  
 FORSYTHE, Blake (13)  
**FRANCISCO, Frank (12\*,13\*)**  
**FRANCO, John (99\*)**  
 FRASER, Ryan (12-14)  
 FREDERICK, Emary (09-10)  
 FULLER, Jim (13)  
 FULLER, Mark (94-96)  
 FULLY, Ed (94-95)  
**FULMER, Michael (14-15)**



Wilmer Flores (12,16)

## G

GAINAY, Bryon (99-00)  
 GALVEZ, Jonathan (15)  
**GANT, John (15)**  
**GARCIA, Anderson (05-06)**  
**GARCIA, Danny (03)**  
 GARCIA, Emmanuel (08-09)  
**GARCIA, Karim (04\*)**  
 GARCIA, Omar (94-95)  
 GARCIA, Yunir (05-06)  
**GEE, Dillon (08,15\*)**  
 GEISLER, Phil (96)  
**GERMEN, Gonzalez (12)**  
 GIBBONS, Michael (15)  
 GIBSON, Derrick (16)  
**GOEDDEL, Erik (13,15\*)**  
**GOMEZ, Carlos (06)**  
 GOMEZ, Gilbert (15)  
**GONZALEZ, Dicky (00)**  
 GONZALEZ, Javier (93)  
 GONZALEZ, Jimmy (00,02,04)  
 GOOCH, Arnold (97-98)  
**GOODEN, Dwight (94\*)**  
 GORSKI, Darin (12-14)  
 GRAHAM, Greg (94)  
**GREENE, Charlie (94-96)**  
**GRIFFITHS, Jeremy (01-02)**  
 GRIFOL, Pedro (96-98)  
 GRONAUER, Kai (11-12,14)  
**GSELLMAN, Robert (15-16)**  
 GUERRA, Mark (95-98)

**GUNDERSON, Eric (93)**  
 GUZIK, Robbie (93)  
 GUZMAN, Carlos (09-11)  
**GUZMAN, Edwards (07)**



Robert Gsellman (15-16)

## H

HAFER, Jeff (99-00)  
 HALL, Victor (05)  
 HALTIWANGER, Garrick (99)  
 HAMMELL, Al (94)  
**HAMULACK, Tim (05)**  
**HARDTKE, Jason (95-97)**  
 HARPER, Brett (04-07)  
**HARRIGER, Denny (92-93)**  
 HARRIS, Alonzo (13)  
 HARRISON, Vince (07)  
**HARVEY, Matt (11)**  
 HAVENS, Reese (10-12)  
 HEE, Aaron (03)  
**HEILMAN, Aaron (02)**  
 HELD, Dan (00)  
**HENDERSON, Jim (16\*)**  
**HENDERSON, Rodney (00)**  
 HENDERSON, Ryan (98-99)  
 HEPPLE, Mike (16)  
 HERBISON, Brett (99)  
**HERNANDEZ, Anderson (05)**  
**HERNANDEZ, Carlos (01)**  
**HERNANDEZ, Luis (10)**  
**HERNANDEZ, Orlando (08\*)**  
**HERRERA, Dilson (14)**  
 HERRON, Tyler (16)  
**HIEPTAS, Joe (01,03,06,08)**  
 HILARIO, Julian (15)  
**HILJUS, Erik (95)**  
 HILL, Jamar (07-08)  
**HILL, Jeremy (03-05)**  
 HOFFNER, Jamie (92)  
 HOLT, Brad (09-12)  
 HOORLEBEKE, Casey (08)  
 HORNE, Tyrone (96)  
**HOWARD, Chris (97)**  
 HOWARD, Tim (92-93)  
**HOWELL, Pat (94)**  
 HUBBARD, Marshall (10)  
**HUBER, Justin (03-04)**  
 HUCHINGSON, Chase (13-15)  
 HUFF, B.J. (99-01)  
 HUGHES, Rhyne (13)  
**HUMBER, Philip (05-06)**

# ALL-TIME ROSTER

HUNTER, Bert (92-93)  
 HUNTER, Scott (97-98,01-02)  
 HUSKEY, Butch (93)

**I**  
 ISRINGSHAUSEN, Jason (94-95)

**J**  
 JACKSON, Gavin (00)  
 JACKSON, Nic (07)  
 JACOBS, Frank (93-95)  
 JACOBS, Mike (03-04)  
 JACOME, Jason (93)  
 JAMISON, Ryan (02)  
 JANNIS, Mickey (15-16)  
 JIANNETTI, Joe (04)  
 JOHNSON, Johnathan (16)  
 JOHNSON, Kyle (14,16)  
 JOHNSTONE, John (92)  
 JONES, Bobby J. (92,99\*)  
 JONES, Bobby M. (01\*)  
 JOSEPH, Jake (02-04)  
 JUNGE, Eric (05)

**K**  
 KAPLAN, Jeff (11-12)  
 KATZAROFF, Robby (92)  
 KAZMAR, Sean (12)  
 KAZMIR, Scott (04)  
 KEISTER, Tripp (95)  
 KEPPEL, Bob (03)  
 KEPPINGER, Jeff (04)  
 KESSEL, Kyle (01)  
 KIGER, Mark (07,09)  
 KINDELL, Scott (95)  
 KING, Jared (15)  
 KING, Jason (92)  
 KINKADE, Mike (00)  
 KNACKERT, Brent (93,95)  
 KNAPP, Ricky (16)  
 KNOWLES, Eric (97)  
 KOCH, Matt (14-15)  
 KOLAREK, Adam (12-15)  
 KUEBLER, Jake (15)  
 KUNZ, Eddie (08,10)



Matt Harvey (11)


**L**  
 LAGARES, Juan (11-12,14\*,16\*)  
 LAMBIN, Chase (04-06)  
 LANDRY, Todd (98)  
 LANGBEHN, Gregg (92,94)  
 LARA, Rainy (14-16)  
 LARSON, Toby (96)  
 LAVIGNE, Tim (02-05,08)  
 LAWLEY, Dustin (14-15)  
 LEATHERSICH, Jack (13-14)  
 LeBRON, Juan (00-01)  
 LEDESMA, Aaron (93)  
 LEIPER, Tim (96)  
 LIDLE, Cory (96)  
 LINDSTROM, Matt (05-06)  
 LOADENTHAL, Carl (09)  
 LO DUCA, Paul (07\*)  
 LOHRMAN, Dave (01)  
 LONG, Steve (93)  
 LONG, Terrence (98)  
 LOPEZ, Johan (99)  
 LOPEZ, Jose (97-99)  
 LOPEZ, Rafael (05)  
 LOWERY, David (93)  
 LOWERY, Terrell (96)  
 LUCAS, Richard (13)  
 LUDWICK, Eric (95)  
 LUGO, Seth (15)  
 LUJAN, John (10-11)  
 LUTZ, Zach (09-10)  
 LYDON, Wayne (04-05)  
 LYONS, Mike (98-99)



Juan Lagares (11,12,14,16)

**M**  
 MACHADO, Anderson (08)  
 MacLANE, Evan (05-06)  
 MADDEN, John (09)  
 MAHALIK, John (95-97)  
 MAINE, John (10\*)  
 MALAVE, Jaime (01-02)  
 MALDONADO, Brahim (10-11)  
 MALDONADO, Ivan (05-06)  
 MALEK, Bobby (04-06)  
 MALO, Jon (08-11)  
 MANESS, Dwight (96-98)  
 MANESS, Nick (00-03)  
 MANGRUM, Michah (04)  
 MANRIQUEZ, Salomon (08,10-11)

MARON, Cam (14)  
 MARSHALL, Randy (93)  
 MARTE, German (08)  
**MARTE, Jeffrey (12)**  
 MARTIN, Dustin (12)  
 MARTIN, James (97)  
**MARTINEZ, Fernando (07-08)**  
 MARTINEZ, Gabby (00-01)  
 MARTINEZ, Jesus (00-01)  
**MARTINEZ, Jose (92)**  
**MARTINEZ, Pablo (94)**  
 MASHORE, Justin (99)  
 MASON, Chris (09)  
 MATEO, Luis (13,16)  
**MATSUI, Kaz (05\*)**  
 MATTIONI, Nick (03)  
 MATTOX, David (03)  
**MATZ, Steven (14,15\*)**



Steven Matz (14,15\*)

MAZZILLI, LJ (15-16)  
**MAZZONI, Cory (12-14)**  
 McCRRARY, Scott (98-00)  
 McCREADY, Jim (93-96)  
**McDILL, Allen (95)**  
 McENTIRE, Ethan (99)  
**McEWING, Joe (02\*)**  
 McGINLEY, Blake (04-05)  
 McGOWAN, Kevin (15-16)  
**McHUGH, Collin (11-12)**  
**McMICHAEL, Greg (99\*)**  
 McNAB, Tim (05-07,09)  
 McNEAL, Aaron (01-02)  
 McNEIL, Jeff (15-16)  
 MEDINA, Carlos (01)  
 MEGGERS, Mike (99)  
**MEJIA, Jenrry (09-10,12,13\*)**  
**MENDOZA, Carlos (97)**  
 MERRITT, Roy (09-11)  
 MEYERS, Mike (04)  
**MILLEDGE, Lastings (05,07)**  
 MILLER, Pat (93)  
 MILLER, Ryan (95,01)  
 MINCONE, John (15)  
 MONTANE, Ivan (01)  
**MONTERO, Rafael (13,16)**  
**MONTZ, Luke (10)**  
 MOORE, Brandon (10-12)  
 MOORE, Michael (97)  
 MORALES, Eric (98)  
 MORALES, Ricardo (07)

**Bold** - Played in Major Leagues

\* - Played for Binghamton on rehab assignment

# ALL-TIME ROSTER

MORAS, Michael (10)  
 MORENO, Juan (00)  
 MORENO, Julio (01)  
**MORENO, Orber (03)**  
**MORGAN, Kevin (95-97)**  
**MORRIS, Akeel (15-16)**  
**MULVEY, Kevin (06-07,12)**  
**MUNIZ, Carlos (07,10)**  
**MUNO, Danny (13)**  
**MURPHY, Daniel (08)**  
**MURRAY, Dan (98)**  
**MUSSER, Neal (03-04)**

## N

NALL, Brandon (06-07)  
 NAVARRETE, Ray (06)  
**NAVARRO, Oswaldo (12)**  
 NEGRON, Miguel (07)  
 NEBART, Garrett (98-99)  
**NICKEAS, Mike (06-10)**  
**NIESE, Jon (08,13\*)**  
 NIESEN, Eric (09-11)  
**NIEUWENHUIS, Kirk (09-10)**  
**NIEVE, Fernando (09)**  
**NIMMO, Brandon (14-15)**  
**NITKOWSKI, CJ (12)**  
**NOVOA, Rafael (95)**  
 NYE, Rodney (01-03)


## O

OBERSTE, Matt (16)  
 OCHOA, Pablo (00,02)  
**ORDONEZ, Rey (94)**  
 ORLOSKI, Joe (03)  
**OTERO, Ricky (93,94)**  
 OUGH, Wayne (04)  
 OWEN, Dylan (08-11,13)  
**OWENS, Henry (06)**  
 OZGA, Travis (11-12)

## P

**PADILLA, Jorge (06)**  
 PAEZ, Paul (16)  
**PAGAN, Angel (04)**  
 PAGANO, Scott (96)  
 PANIAGUA, Salvador (08-09)  
 PANTELIDIS, Alex (14)  
**PARNELL, Bobby (07-08,15\*)**  
 PARRA, Franklin (97)  
**PARRA, Jose (04)**  
 PAULK, Robert (06-08)

PAXTON, Darrin (95)  
**PAYTON, Jay (94-96)**  
 PEAVEY, Greg (12-14)  
**PELFREY, Mike (06)**  
 PELLLOT, Hector (10)  
**PENA Francisco (12-13)**  
 PEREZ, Jairo (15)  
 PEREZ, Marcelo (07)  
 PEREZ, Miguel (06)  
**PEREZ, Yorkis (97)**  
**PERSON, Robert (94,95)**  
 PETERSEN, Josh (08-09)  
**PETERSON, Brock (15)**  
 PETERSON, Matt (03-04)  
 PETERSON, Tim (14,16)  
**PETTIT, Yusmeiro (04-05)**  
**PHILLIPS, Jason (99-01)**  
 PIERSON, Jason (96-97)  
 PILL, Tyler (13-16)  
 PINA, Eudy (15)  
 PINANGO, Miguel (06)  
 PLAIA, Colton (16)  
**PLAWECKI, Kevin (14)**  
 POLANCO, Enohel (97-98)  
 PONTES, Dan (98-99)  
 PORTOBANCO, Luz (05-06)  
 POWERS, Michael (11)  
 PRESSLEY, Josh (03-04)  
**PRIDE, Curtis (92)**  
 PROCTOR, Dave (92)  
 PUELLO, Cesar (13)  
**PULSIPHER, Bill (94,97)**  
 PUMPHREY, Ken (98,99)



Bill Pulsipher ('94, '97)

## O

QUEZADA, Elvys (08)

## R

RAGSDALE, Corey (05-07)  
 RALEIGH, Matt (97-98)  
 RAMIREZ, Edgar (09-12)  
**RAMIREZ, Elvin (10,12)**  
**RAMIREZ, Hector (95-96)**  
 RAMOS, Peeter (08)  
 RANDOLPH, Jaisen (01)  
 RATLIFF, Sean (10)  
**REDMAN, Prentice (02,04-05)**  
**REED, Eric (08)**  
**REED, Rick (99\*)**  
 REGNAULT, Kyle (16)  
 REICH, Andy (92-93)  
**REYES, AI (08\*)**  
**REYES, Jose A. (07)**  
**REYES, Jose (02,04\*,11\*,16)**



Jose Reyes ('02, '04, '11, '16)

REYES, Raul (10-12)  
**REYNOLDS, Matt (13-14)**  
**RIGGAN, Jerrod (00,05)**  
**RIGGANS, Shawn (10)**  
**RING, Royce (03-04)**  
 RIOS, Kevin (06)  
 RIVERA, Luis (07)  
**RIVERA, Saul (02)**  
**RIVERA, T.J. (14-15)**  
**ROA, Joe (93-94)**  
**ROACH, Jason (00-02)**  
 ROBERTS, Chris (94,96-97)  
**ROBERTS, Grant (99,02\*)**  
**ROERTSON, Connor (09)**  
**ROBLES, Hansel (14)**  
 RODRIGUEZ, Armando (12-13)  
 RODRIGUEZ, Jose (05)  
**RODRIGUEZ, Josh (12-13,15)**

## WEARING THE JERSEY

Over the course of 25 seasons, 699 different players have worn a Binghamton Mets or Rumble Ponies jersey. Of those players, 294 also played in the Major Leagues.

In the team's history, 143 B-Mets/Ponies made their Big League debut with the New York Mets. Overall, 190 New York Mets have, at one time, played for the B-Mets/Ponies.

Just 57 players have donned a B-Mets/Ponies uniform and gone on to make their Major League debut for the New York Mets in the same season. See page 55 for a full list.

# ALL-TIME ROSTER

- RODRIGUEZ, Sammy (98-01)
- ROGERS, Brian (08)**
- ROGERS, Bryan (92-94)
- ROMAN, Orlando (04-06)
- ROMERO, Niuman (11,16)**
- ROOT, Derek (00)
- ROQUE, Rafael (96-97)**
- ROSARIO, Adrian (12-13)
- ROSARIO, Amed (15-16)
- ROSEBOOM, David (16)
- RUEBEL, Matt (99)**
- RUCKLE, Jacob (08-09)
- RUIZ, Yeixon (15)
- RUNDLES, Rich (06)**
- RYAN, Dusty (11)**



Cody Satterwhite ('14)

## S

- SABOL, Stefan (16)
- SAENZ, Jason (01-03)
- SAGE, Brandon (11)
- SALAZAR, Oscar (22)**

- SANCHEZ, Jesus (97)**
- SANCHEZ, Jose (07-09)
- SANCHEZ, Rey (03)**
- SANCHEZ, Yuri (98-99)
- SANDERS, Tracy (94-95)
- SANDOVAL, Rylan (12,14)
- SANDY, Tim (93)
- SANTOS, Omir (10)**
- SATIN, Josh (10-11)**
- SATTERWHITE, Cody (14)
- SAUERBECK, Scott (96-97)**
- SAUNDERS, Chris (94-97)
- SAUNDERS, Doug (92,94)**
- SAYLOR, Jamie (01)
- SCHORR, Brad (94-95)
- SCHWINDEN, Chris (10-11)**
- SCOBIE, Jason (03-04)
- SCOTT, Lorenzo (11)
- SEALE, Marvin (03)
- SECREST, Kelly (16)
- SEDLACEK, Shawn (04)**
- SEEFRIED, Tate (97)
- SEIBEL, Phil (02-03)**
- SEO, Jae (01-02)**
- SERFASS, Joe (07)
- SEWALD, Paul (14-15)
- SHAW, Joe (16)
- SHAW, Scott (10)
- SHIPP, Brian (02-03)
- SHORT, Barry (97,99)
- SILCOX, Rusty (93)
- STIDHAM, Phil (95)**
- STINSON, Josh (10-11)**
- SIMMONS, Jeramy (07)
- SLACK, Jonathan (05-06)
- SMITH, Brandon (95)
- SMITH, Chuck (06)
- SMITH, Dominic (16)
- SMITH, John (95)
- SMITH, Joseph (06)**

- SMITH, Matt (08)
- SMOKER, Josh (15)**
- SNEAD, Esix (02)**
- SNYDER, Earl (01)**
- SOLER, Alay (06)**
- SOLER, Ramon (02)
- STANTON, Mike (03\*)**
- STEED, Ricky (98)
- STEVENS, Jeff (12)**
- STEWART, Caleb (07-09)
- STEWART, Scott (98-99)
- STOFFELS, Alex (99)
- STONER, Tobi (08-09,11)**
- STRANGE, Patrick (00-01)**
- STRATTON, Rob (01)
- STRAYHORN, Kole (04-05)
- STUART, Champ (16)
- SWINDELL, Mike (07)
- SYNDERGAARD, Noah (13)**



Noah Syndergaard ('13)


## T

- TAJERON, Travis (13-14)
- TAM, Jeff (94-96)**
- TAMARGO, Jr., John (99-01)

**Bold** - Played in Major Leagues

\* - Played for Binghamton on rehab assignment

## BOYD'S TITLE-CLINCHING DOUBLE



The B-Mets grabbed the first two games of the 2014 Eastern League Championship Series on the road in Richmond before returning home with a chance to clinch in Game 3.

On September 12, a crisp Friday night in the Southern Tier, 5,904 fans packed NYSEG Stadium and watched B-Mets starter Steven Matz carry a no-hitter into the eighth inning.

With the game tied at one ninth inning, Binghamton put two runners aboard for pinch-hitter Jayce Boyd. Facing Flying Squirrels reliever Steven Okert, Boyd deposit a 2-2 pitch into the right-field alley. Gavin Cecchini scored from second base, giving the B-Mets their third championship in franchise history and first title in 20 years.

# ALL-TIME ROSTER

TAPIA, Domingo (15-16)  
 TAYLOR, Logan (16)  
**TEJADA, Ruben (09)**  
 TERHUNE, Mike (01)  
 TEUFEL, Shawn (13)  
**THOLE, Josh (09)**  
**THOMPSON, Ryan (95\*)**  
 TJIJERINA, Tony (94-95)  
**TOCA, JORGE LUIS (99-00)**  
**TOLAR, Kevin (97)**  
 TOMASIEWICZ, Kevin (07)  
**TOVAR, Wilfredo (12-14)**  
**TRABER, Billy (01)**  
**TRACHSEL, Steve (02\*,05\*)**  
 TRIPLETT, Russ (05)  
 TURAY, Alhaji (06)  
 TURGEON, Erik (10-12)  
 TURNER, Brian (96)  
**TURNER, Justin (13\*)**  
 TURRENTINE, Rich (96-99)  
**TYNER, Jason (99)**

## U

**URDANETA, Lino (05-07)**



Jeff Walters ('13, '15)

## V

**VALDES, Raul (07)**  
**VALDESPIN, Jordany (10-11)**  
**VALERA, Yohanny (99)**

VASQUEZ, Julian (92)  
 VASQUEZ, Leo (97-99)  
 VAUGHN, Cory (13-14)  
 VELASQUEZ, Jon (14-15)  
 VEZQUEZ, William (06)  
 VEGA, Rene (01-02)  
**VELAZQUEZ, Gil (01-04)**  
 VENIARD, Jay (98)  
**VERAS, QuiMo (93)**  
**VERRETT, Logan (13)**  
**VITKO, Joe (92,94)**



David Wright ('04)

## W

WABICK, D.J. (09-10)  
**WAGNER, Billy (08\*)**  
 WALKER, Adam (01-02)  
**WALKER, Pete (92-93)**  
**WALKER, Tyler (99-01)**  
**WALL, Donne (01\*)**  
**WALLACE, Derek (95)**  
 WALTERS, Jeff (13,15)  
 WARDEN, Jim Ed (09)  
**WATSON, Matt (02-03,09)**  
 WATTS, Derran (05)  
 WEGMANN, Tom (92)  
**WELCH, Mike (95-96)**  
 WHEELER, Beck (15-16)  
**WHEELER, Zack (12)**

WHITE, Donnie (95-96)  
 WHITE, Mike (92)  
**WIGGINGTON, Ty (00-01)**  
 WILSON, Andy (06)  
 WILSON, John (02-03)  
**WILSON, Paul (95-96)**  
**WILSON, Preston (97)**  
**WILSON, Vance (97,04\*)**  
 WIPF, Mark (95)  
**WITHEM, Shannon (96)**  
**WOOTEN, Shawn (07)**  
**WRIGHT, David (04)**

## Y

**YARNALL, Ed (97-98)**  
**YATES, Tyler (03)**  
**YNOA, Gabriel (14,15)**  
**YOUNG Jr, Eric (14\*)**

## Z

ZAMORA, Junior (99-00)  
 ZAPATA, Nefi (14)  
 ZAPATA, Pedro (12)  
**ZEID, Josh (16)**  
**ZINTER, Alan (92-93)**  
 ZORRILLA, Julio (97-98)  
 ZUNIGA, David (95)

## Managers

**BACKMAN, Wally (11)**  
**DAVIS, Doug (99-00)**  
 FREILING, Howie (01-02)  
**GIBBONS, John (98)**  
**LIND, Jack (05)**  
 LOPEZ, Pedro (12-15)  
**OBERKFELL, Ken (04)**  
 OLIVERAS, Mako (07-09)  
**SAMUEL, Juan (06)**  
**STEARNS, John (03)**  
**SWEET, Rick (97)**  
**SWISHER, Steve (92-93)**  
**TAMARGO, John (94-96)**  
**TEUFEL, Tim (10)**

## ROWDY GETS READY TO RUMBLE



The Binghamton Rumble Ponies introduced their new mascot to the Southern Tier without a name on Parade Day, the city's annual celebration for St. Patrick's Day.

After receiving over 1,000 fan submissions, the team narrowed down their five finalists to Bing, Buster, Ross, Rowdy and Rumbleton.

The anticipation built following another fan vote. The new mascot was christened "Rowdy" at the Meet the Ponies dinner days before Opening Day.

Rowdy, a fierce, rumbling carousel horse, is ready to entertain fans at NYSEG Stadium this season.

# FRANCHISE MANAGERS

Years	Manager	G	W-L	%	Years	Manager	G	W-L	%
1992-1993	Steve Swisher	278	147-131	.529	2004	Ken Oberkfell	142	76-66	.535
1994-1996	John Tamargo	425	225-200	.529	2005	Jack Lind	142	63-79	.444
1997	Rick Sweet	142	66-76	.465	2006	Juan Samuel	140	70-70	.500
1998	John Gibbons	142	82-60	.577	2007-2009	Mako Oliveras	424	188-236	.443
1999-2000	Doug Davis	282	136-146	.482	2010	Tim Teufel	142	66-76	.465
2001-2002	Howie Freiling	282	146-136	.518	2011	Wally Backman	141	65-76	.461
2003	John Stearns	141	63-78	.447	2012-2016	Pedro Lopez	706	377-329	.534

## TEAM MOST VALUABLE PLAYERS

Year	Most Valuable Player	Year	Most Valuable Player	Year	Most Valuable Player
1992	Tim Howard	2000	Dan Held	2009	Josh Thole
1993	Butch Huskey	2001	Earl Snyder	2010	Kirk Nieuwenhuis
1994	Edgardo Alfonzo	2002	Prentice Redman	2011	Brahiam Maldonado
1995	Jay Payton	2003	Rodney Nye	2012	Eric Campbell
1996	Chris Saunders	2004	Ron Acuna	2013	Allan Dykstra
1997	Tate Seefried	2005	Mike Jacobs	2014	Brian Burgamy
1998	Scott Hunter	2006	Michel Abreu	2015	Gavin Cecchini & Josh Rodriguez
1999	Jason Tyner	2007	Mark Kiger	2016	Dominic Smith
		2008	Mike Carp		

## EASTERN LEAGUE AWARDS

Most Valuable Player		Manager of the Year		Player of the Month	
1995	Jay Payton	1992	Steve Swisher	1997	Tate Seefried (July)
2005	Mike Jacobs	1998	John Gibbons	1998	Ed Yarnall (April)
2013	Allan Dykstra	2013	Pedro Lopez	2000	Mike Kinkade (May) Ty Wiggington (August)
				2001	Earl Snyder (June)
Pitcher of the Year		Rookie of the Year		2002	Matt Watson (August)
1992	Bobby Jones	1992	Bobby Jones	2007	Caleb Stewart (May) Brett Harper (August)
1995	Paul Wilson	1995	Paul Wilson	2013	Cesar Puello (June)
2015	Michael Fulmer	2015	Gavin Cecchini	2015	Gavin Cecchini (July)
Postseason MVP		All-Star Game MVP			
2014	Xorge Carrillo	2012	Eric Campbell		
		2016	Matt Oberste		

# LEAGUE MID-SEASON ALL-STARS

Year	All-Star	Year	All-Star	Year	All-Star	Year	All-Star
1992	Tim Howard	2003	Chris Basak	2008	Salvador Aguilar	2013	Allan Dykstra
	Bobby Jones		Craig Brazell		Mike Carp		Cesar Puello
1993	Juan Castillo		Neal Musser		Nick Evans		Josh Rodriguez
	Butch Huskey	2004	David Bacani		Dan Murphy		Logan Verrett
1994	Juan Castillo		Justin Huber		Bobby Parnell	2014	Jeff Walters
	Jay Davis		Blake McGinley	2009	Roy Merritt		Brian Burgamy
	Bill Pulsipher		Neal Musser		Josh Thole		Kyle Johnson
1995	Jay Payton		Angel Pagan		DJ Wabick		Cody Satterwhite
	Paul Wilson	2005	David Bacani	2010	Nick Evans		Jon Velasquez
1996	Chris Saunders		Brian Bannister		Luis Hernandez	2015	Dario Alvarez
	Mike Welch		Mike Jacobs		Mike Nickeas		Gavin Cecchini
1997	Jesus Sanchez		Chase Lambin		Kirk Nieuwenhuis		Luis Cessa
1998	Scott Hunter		Yusmeiro Petit		Josh Stinson		Brando Nimmo
	Dan Murray	2006	Michel Abreu	2011	Jeurys Familia		Josh Rodriguez
1999	Eric Cammack		Ivan Maldonado		Josh Satin		Paul Sewald
2000	Dan Held		Henry Owens		Jordany Valdespin	2016	Matt Oberste
	Mike Kinkade		Jorge Padilla	2012	Eric Campbell		Tyler Pill
2001	Jae Seo		Mike Pelfrey		Jeffry Marte		Logan Taylor
	Earl Snyder		Andy Wilson		Armando Rodriguez		
2002	Aaron McNeal	2007	Brett Harper		Zack Wheeler		
	Saul Rivera		Mark Kiger				
			Kevin Mulvey				
			Caleb Stewart				

# LEAGUE POSTSEASON ALL-STARS

Year	All-Star	Year	All-Star	Year	All-Star	Year	All-Star
1992	Bobby Jones, SP	1997	Jesus Sanchez, P	2004	Jeff Keppinger, 2B	2011	Josh Satin, UT
1993	Quilvio Veras, 2B	1998	Scott Hunter, OF	2005	Mike Jacobs, C	2013	Allan Dykstra, 1B
	Butch Huskey, 3B	1999	Eric Cammack, P	2006	Michel Abreu, 1B		Jeff Walters, P
	Alan Zinter, DH	2000	Mike Kinkade, C		Henry Owens, P	2014	Brian Burgamy, UT
1994	Bill Pulsipher, SP		Alex Escobar, OF	2007	Mark Kiger, UT	2015	Gavin Cecchini, SS
1995	Jay Payton, OF		Jerrod Riggan, P		Brett Harper, DH		Michael Fulmer, P
	Paul Wilson, P	2002	Jose Reyes, SS		Mike Carp, 1B		Josh Rodriguez, UT
	Eric Ludwick, P	2003	Craig Brazell, 1B	2008	Daniel Murphy, UT		
1996	Mike Welch, P				Eddie Kunz, P		

# BINGHAMTON'S BASEBALL SHRINE

Year	Inductee	Year	Inductee	Year	Inductee
1993	George F. Johnson William "Willie" Keeler Johnny Logan	2000	Spurgeon "Spud" Chandler Dr. Eddie Farrell Bobby Richardson	2008	Edgardo Alfonzo Gene Bearden Daniel Maurice Casey
1995	Edward "Whitey" Ford William "Wild Bill" Hallahan Tommy Holmes	2002	Clete Boyer Ralph Terry	2009	Joe Pepitone Dale Long Danny McDevitt
1996	Edwin "Eddie" Sawyer Ronald Michael Luciano John Francis McNamara	2003	Fred Norman Pete Suder John Montgomery Ward	2011	Quilvio Veras John Fox Wally Burnette
1997	Steve Souchock Deron Johnson Steve Kraly	2004	Johnny Blanchard Ken Harrelson Jerry Toman	2012	Harry G. "Judge" Lumley Gene Monahan Curtis Pride
1998	Thurman Munson John Johnson Lee Thomas	2005	Frank Verdi Rob Gardner Bob Grim	2013	Bill "Moose" Skowron Willard Hershberger Tom Tresh
1999	Bill Virdon James E. Whitney Al Downing	2006	Jake Pitler Bert Campaneris Vernon "Lefty" Gomez	2014	Pete Van Wieren Ken Gilchrist Pedro Lopez
	John "Bud" Fowler Victor J. Roschi Steve Swisher	2007	Bobby J. Jones W.B. "King Bill" Kay Brook Fordyce	2015	Heath Bell Nelson Figueroa RC Reuteman
			Charles E. Keller III Cory Lidle George McQuinn		

## BINGHAMTON'S BASEBALL SHRINE

This season marks the 25<sup>th</sup> year for the Binghamton Baseball Shrine committee. The special group was formed in 1993 by then-Binghamton Mets general manager R.C. Reuteman to recognize the rich baseball legacy of the Greater Binghamton Area. Reuteman was posthumously inducted into the shrine in 2016. This year's class will be the 23<sup>rd</sup> induction class for the Shrine.

In order to be inducted into the Binghamton Baseball Shrine, an inductee must no longer be an active player and have accomplished at least one of the following:

- Played for a Binghamton professional baseball team and performed in outstanding fashion or achieved success in Major League Baseball after playing in the Binghamton area

- Born and/or raised in the Greater Binghamton Area and achieved success in Major League Baseball or a Binghamton professional team (i.e., Bingos, Crickets, Triplets, Mets, etc.)

The same general rules apply for non-playing members of the Shrine. Examples include George F. Johnson, John H. Johnson, John Fox and Jerry Toman. On rare occasions the committee has the right to go outside the criteria to recognize a significant event in the Greater Binghamton Area.



# YEAR-BY-YEAR RECORD

Year	W-L	Home	Away	Finish	GB/A	Postseason	Manager
1992	79-59	41-30	38-29	2	-1.0	SF: HAR (3-1) / EL: CAN (3-2)	Steve Swisher
1993	68-72	35-35	33-37	5	-27.0		Steve Swisher
1994	82-59	42-29	40-30	1 - North	+4.5	ND: NH (3-0) / EL: HAR (3-2)	John Tamargo
1995	67-75	34-37	33-38	4 - North	-19.0		John Tamargo
1996	76-66	41-30	35-36	2 - North	-7.5	ND: Portland (2-3)	John Tamargo
1997	66-76	30-41	36-35	4 - North	-13.0		Rick Sweet
1998	82-60	46-25	36-35	2 - North	-1.0	ND: New Britain (1-3)	John Gibbons
1999	54-88	28-43	26-45	6 - North	-38.0		Doug Davis
2000	82-58	46-25	36-33	1 - North	+1.0	ND: New Britain (1-3)	Doug Davis
2001	73-68	38-32	35-36	4 - North	-13.5		Howie Freiling
2002	73-68	42-28	31-40	3 - North	-3.5		Howie Freiling
2003	63-78	40-31	23-47	5 - North	-15.5		John Stearns
2004	76-66	38-33	38-33	2 - North	-8.5	ND: New Hampshire (1-3)	Ken Oberkfell
2005	63-79	38-35	25-44	6 - North	-13.0		Jack Lind
2006	70-70	40-29	30-41	3 - North	-9.0		Juan Samuel
2007	61-81	30-44	31-37	6 - North	-22.0		Mako Oliveras
2008	73-69	33-38	40-31	3 - Northern	-14.0		Mako Oliveras
2009	54-86	27-43	27-43	6 - Northern	-28.0		Mako Oliveras
2010	66-76	34-37	32-39	5 - Eastern	-17.0		Tim Teufel
2011	65-76	32-38	33-38	5 - Eastern	-11.5		Wally Backman
2012	68-74	33-37	35-37	5 - Eastern	-11.0		Pedro Lopez
2013	86-55	44-28	42-27	1 - Eastern	+12.0	ED: Trenton (0-3)	Pedro Lopez
2014	83-59	45-26	38-33	2 - Eastern	-5.0	ED: POR (3-2) / EC: RIC (3-0)	Pedro Lopez
2015	77-64	37-33	40-31	2 - Eastern	-3.0	ED: Reading (0-3)	Pedro Lopez
2016	63-77	32-37	31-40	5 - Eastern	-25.5		Pedro Lopez
<b>Totals</b>	<b>1770-1759</b>	<b>925-844</b>	<b>845-915</b>				

Year	April	May	June	July	August	Sept	Postseason	DHs
1992	14-6	18-12	16-12	16-14	14-15	1-0	6-3	4-2-7
1993	5-13	10-17	20-12	13-15	17-12	3-3		5-3-2
1994	14-5	17-11	15-15	18-13	16-12	2-3	6-1	1-1-3
1995	9-11	17-10	15-13	12-21	12-18	2-2		0-3-3
1996	11-9	13-15	19-10	13-19	18-13	2-0	2-3	3-0-6
1997	12-12	11-17	14-14	14-17	15-15	0-1		4-2-2
1998	9-8	15-13	16-15	20-9	18-12	4-3	1-3	0-0-3
1999	11-10	9-20	13-15	10-19	9-20	2-4		1-0-2
2000	12-6	14-14	18-15	13-12	24-8	1-3	1-3	5-2-4
2001	12-8	15-15	15-12	12-18	15-15	4-0		2-0-5
2002	14-8	13-15	10-20	18-10	17-14	1-1		3-5-3
2003	13-9	11-19	10-18	17-14	12-18	0-0		5-1-5
2004	12-9	20-9	14-15	14-12	16-15	0-6	1-3	4-0-4
2005	12-11	14-11	12-15	6-22	16-18	3-2		1-3-5
2006	12-11	9-21	14-12	22-5	11-19	2-2		2-4-3
2007	5-12	19-14	9-19	12-17	15-16	1-3		0-3-6
2008	10-16	18-11	18-9	13-18	14-14	0-1		2-0-4
2009	10-8	11-18	8-21	11-17	11-18	3-4		1-2-3
2010	12-9	12-17	17-11	12-18	11-16	2-5		2-1-3
2011	7-12	9-21	12-17	16-15	20-7	1-4		1-2-5
2012	12-11	13-15	11-17	16-13	15-16	1-2		2-1-3
2013	14-12	17-13	20-5	16-13	18-11	1-1	0-3	2-0-5
2014	12-10	18-14	19-9	16-13	18-12	0-1	6-2	3-2-6
2015	12-8	14-16	13-13	19-10	15-14	4-3	0-3	0-1-3
2016	11-9	9-21	13-14	16-13	13-16	1-4		0-1-4
<b>Totals</b>	<b>277-243</b>	<b>346-379</b>	<b>361-348</b>	<b>365-367</b>	<b>380-364</b>	<b>41-58</b>	<b>23-24</b>	<b>53-38-100</b>

# TEAM BATTING TOTALS BY YEAR

Year	Avg	G	PA	AB	R	H	2B	3B	HR	TB	RBI	BB
1992	.245	139	5076	4501	565	1103	191	36	77	1597	492	461
1993	.253	140	5252	4573	634	1159	206	<b>45</b>	101	1758	582	541
1994	.277	141	5461	<b>4856</b>	695	<b>1344</b>	274	37	95	1977	640	471
1995	.256	<b>142</b>	5466	4803	638	1231	247	35	74	1770	568	488
1996	.253	<b>142</b>	5329	4582	662	1160	204	27	103	1727	597	<b>572</b>
1997	.257	<b>142</b>	5278	4662	654	1197	223	18	<b>182</b>	2002	608	464
1998	.264	<b>142</b>	5343	4691	660	1239	221	36	96	1820	598	485
1999	.254	<b>142</b>	5402	4789	635	1218	224	33	113	1847	582	470
2000	.265	140	5030	4498	650	1191	239	30	106	1808	592	389
2001	.255	141	5238	4688	618	1196	252	20	143	1917	572	427
2002	.262	141	5307	4642	647	1217	239	35	99	1823	586	485
2003	<b>.280</b>	141	5215	4621	637	1292	281	22	102	1923	591	412
2004	.271	<b>142</b>	<b>5468</b>	4790	696	1300	296	40	89	1943	640	517
2005	.270	<b>142</b>	5416	4789	655	1291	269	36	133	2031	610	433
2006	.247	140	5200	4612	558	1138	224	23	102	1714	516	427
2007	.252	<b>142</b>	5352	4739	618	1196	212	19	103	1755	564	448
2008	.266	<b>142</b>	5332	4729	619	1258	245	25	106	1871	569	448
2009	.268	140	5306	4657	550	1250	248	23	64	1736	513	485
2010	.268	<b>142</b>	5420	4805	<b>718</b>	1288	<b>312</b>	19	150	<b>2088</b>	<b>668</b>	470
2011	.262	141	5271	4646	646	1217	251	34	134	1938	609	455
2012	.261	<b>142</b>	5296	4652	619	1216	230	42	90	1800	563	502
2013	.253	141	5245	4545	668	1152	239	25	115	1786	604	542
2014	.278	<b>142</b>	5333	4699	<b>718</b>	1304	273	23	122	1989	<b>668</b>	492
2015	.256	141	5283	4776	596	1224	240	31	92	1802	558	420
2016	.262	140	5311	4724	571	1239	240	26	69	1738	515	478

Year	IBB	SO	SB	CS	OBP	SLG	OPS	SF	SH	HBP	DP	CI	E
1992	21	920	87	63	.318	.355	.672	36	44	34	68	0	162
1993	23	914	120	62	.335	.384	.719	45	50	42	83	1	170
1994	23	805	103	77	.340	.407	.747	<b>55</b>	54	25	94	0	158
1995	30	864	103	58	.330	.369	.698	<b>55</b>	56	64	87	0	117
1996	<b>38</b>	867	109	66	.340	.377	.717	47	75	52	97	1	133
1997	29	1097	139	71	.329	.429	.758	36	59	56	89	1	189
1998	24	980	148	75	.337	.388	.725	50	53	59	94	<b>5</b>	145
1999	17	1130	168	75	.326	.386	.712	35	52	55	111	1	<b>190</b>
2000	15	1021	133	73	.330	.402	.732	34	45	64	93	0	155
2001	23	<b>1193</b>	106	72	.323	.409	.732	24	40	57	96	2	159
2002	22	968	<b>215</b>	<b>93</b>	.338	.393	.731	45	65	70	84	0	133
2003	15	1010	115	77	.342	.416	.758	54	75	53	83	0	151
2004	18	1135	193	74	.348	.406	.754	37	56	68	69	0	137
2005	27	1126	107	57	.335	.424	.760	38	<b>95</b>	61	75	0	169
2006	25	1174	92	48	.320	.372	.691	29	51	<b>81</b>	91	0	139
2007	28	1070	95	54	.323	.370	.694	40	57	67	115	1	162
2008	25	961	109	44	.333	.396	.729	45	60	50	110	0	132
2009	19	992	93	48	.342	.373	.715	41	62	58	<b>133</b>	3	105
2010	11	1104	48	38	.339	<b>.435</b>	.773	41	40	64	107	0	120
2011	12	1168	100	45	.334	.417	.751	41	58	71	89	0	162
2012	6	1048	91	55	.338	.387	.725	38	46	57	131	1	119
2013	11	1161	132	51	.340	.424	.769	45	33	79	102	1	109
2014	7	1005	77	42	<b>.353</b>	.423	<b>.776</b>	49	12	79	114	2	100
2015	7	966	61	36	.320	.377	.698	32	9	46	120	0	130
2016	12	1030	72	42	.332	.368	.700	39	31	38	116	1	106

**Bold** - Franchise single-season record

# TEAM PITCHING TOTALS BY YEAR

Year	W	L	ERA	G	CG	SH	SV	IP	H	R	ER	HR	HBP
1992	79	59	3.12	139	22	17	38	1196.0	1103	488	414	62	48
1993	68	72	4.08	140	12	12	34	1201.2	1295	630	545	98	53
1994	82	59	3.58	141	16	9	40	1261.1	1188	593	502	97	60
1995	67	75	3.91	142	15	10	28	1259.1	1162	625	547	103	52
1996	76	66	4.05	142	17	8	40	1224.2	1268	626	551	123	40
1997	66	76	4.51	142	11	8	28	1227.2	1258	732	615	136	37
1998	82	60	3.34	142	8	13	43	1248.0	1151	553	463	106	31
1999	54	88	4.58	142	1	8	29	1255.2	1297	767	639	125	82
2000	82	58	3.95	140	6	12	49	1184.0	1140	609	519	86	58
2001	73	68	4.23	141	4	9	40	1231.2	1328	667	579	114	63
2002	73	68	4.08	141	4	7	39	1225.2	1176	635	555	96	63
2003	63	78	4.44	141	3	13	32	1194.2	1207	696	590	88	80
2004	76	66	4.21	142	1	2	42	1236.2	1149	658	579	113	79
2005	63	79	4.40	142	6	8	26	1238.0	1298	717	605	134	70
2006	70	70	3.61	140	6	12	38	1227.2	1155	561	492	95	71
2007	61	81	4.49	142	4	7	32	1241.1	1364	713	619	97	66
2008	73	69	4.17	142	3	13	41	1242.0	1273	642	575	121	43
2009	54	86	4.99	140	2	6	33	1203.2	1321	740	667	108	64
2010	66	76	4.99	142	4	8	31	1230.2	1282	753	682	122	90
2011	65	76	4.47	141	1	0	38	1209.1	1272	693	600	114	81
2012	68	74	4.13	142	7	8	27	1227.2	1239	630	564	114	56
2013	86	55	3.53	141	3	13	44	1225.1	1136	560	481	93	49
2014	83	59	3.86	142	7	12	34	1214.0	1202	585	520	95	55
2015	77	64	3.46	141	3	13	44	1239.1	1153	543	476	69	41
2016	63	77	4.26	140	6	4	28	1222.2	1200	643	579	96	44

Year	BB	IBB	SO	BK	WP	WHIP	Avg	TBF	H/9	HR/9	BB/9	K/9	K/BB
1992	364	6	802	7	31	1.23	.246	4956	8.3	0.5	2.7	6.0	2.20
1993	387	6	717	11	52	1.40	.278	5172	9.7	0.7	2.9	5.4	1.85
1994	497	28	943	14	62	1.34	.252	5372	8.5	0.7	3.5	6.7	1.90
1995	487	33	897	21	57	1.31	.247	5334	8.3	0.7	3.5	6.4	1.84
1996	412	30	851	14	44	1.37	.271	5223	9.3	0.9	3.0	6.3	2.07
1997	553	16	983	11	62	1.48	.267	5392	9.2	1.0	4.1	7.2	1.78
1998	468	28	1142	11	54	1.30	.246	5264	8.3	0.8	3.4	8.2	2.44
1999	557	9	939	10	48	1.48	.266	5595	9.3	0.9	4.0	6.7	1.69
2000	487	5	957	10	57	1.37	.254	5125	8.7	0.7	3.7	7.3	1.97
2001	451	28	959	8	70	1.44	.277	5399	9.7	0.8	3.3	7.0	2.13
2002	505	23	983	4	61	1.37	.256	5248	8.6	0.7	3.7	7.2	1.95
2003	573	23	936	11	78	1.49	.266	5291	9.1	0.7	4.3	7.1	1.63
2004	534	4	1007	11	74	1.36	.247	5357	8.4	0.8	3.9	7.3	1.89
2005	465	28	1083	6	71	1.42	.268	5451	9.4	1.0	3.4	7.9	2.33
2006	404	20	977	9	47	1.27	.249	5211	8.5	0.7	3.0	7.2	2.42
2007	447	27	911	6	72	1.46	.278	5502	9.9	0.7	3.2	6.6	2.04
2008	471	26	901	1	65	1.40	.266	5380	9.2	0.9	3.4	6.5	1.91
2009	493	17	908	12	58	1.51	.283	5346	9.9	0.8	3.7	6.8	1.84
2010	542	21	970	6	83	1.48	.270	5482	9.4	0.9	4.0	7.1	1.79
2011	484	16	997	17	103	1.45	.268	5387	9.5	0.8	3.6	7.4	2.06
2012	428	11	994	8	101	1.36	.264	5275	9.1	0.8	3.1	7.3	2.32
2013	419	13	1185	11	63	1.27	.247	5135	8.3	0.7	3.1	8.7	2.83
2014	359	9	1106	7	53	1.29	.257	5158	8.9	0.7	2.7	8.2	3.08
2015	391	12	995	8	65	1.25	.246	5200	8.4	0.5	2.8	7.2	2.54
2016	478	13	1076	4	85	1.37	.258	5262	8.8	0.7	3.5	7.9	2.25

Bold - Franchise single-season record

# YEARLY BATTING TEAM LEADERS

Year	Average*	Games	PA	At Bats	Hits	Runs
1992	Katzaroff, .282	Butterfield, 138	Butterfield, 558	Howard, 505	Howard, 138	Howard, 68
1993	Veras, .306	Huskey, 139	Huskey, 584	Huskey, 526	Veras, 136	Veras, 87
1994	Barry, .304	C. Saunders, 132	Otero, 592	<b>Otero, 531</b>	Otero, 156	<b>Otero, 96</b>
1995	<b>Payton, .345</b>	Daubach, 135	Hardtke, 536	Daubach, 469	Hardtke, 130	Hardtke, 65
1996	C. Saunders, .298	<b>C. Saunders, 141</b>	<b>C. Saunders, 604</b>	C. Saunders, 510	C. Saunders, 152	C. Saunders, 82
1997	Seefried, .313	Raleigh, 122	Raleigh, 479	Raleigh, 398	Seefried, 105	Raleigh, 71
1998	Hunter, .314	Hunter/Long, 130	Hunter, 550	Hunter, 487	Hunter, 153	Hunter, 80
1999	Tyner, .313	Gainey, 137	Tyner, 590	Tyner, 518	<b>Tyner, 162</b>	Tyner, 91
2000	Held, .312	Escobar/Wiggington, 122	Escobar, 506	Wiggington, 453	Wiggington, 129	Escobar, 79
2001	Curry, .290	Stratton, 133	Stratton, 546	Stratton, 483	Stratton, 120	Stratton, 70
2002	McNeal, .299	Redman, 135	Redman, 570	Redman, 491	Redman, 139	Redman, 79
2003	Jacobs, .329	Nye, 138	Nye, 546	Acuna/Nye, 474	Nye, 148	Nye, 77
2004	Acuna/Pressley, .300	Acuna, 129	Lydon, 572	Lydon, 507	Acuna, 150	Lydon, 78
2005	Jacobs, .321	Baldaris, 131	Lydon, 560	Baldaris, 495	Jacobs, 139	Lydon, 70
2006	Abreu, .332	Padilla/Ragsdale, 129	Padilla, 534	Padilla, 482	Padilla, 142	Padilla, 65
2007	Kiger, .312	Harper, 131	Harper, 517	Harper, 476	Harper, 141	Kiger, 75
2008	Murphy, .308	Coronado, 139	Coronado, 570	Coronado, 507	Carp, 143	Carp, 67
2009	Thole, .328	Tejada, 134	Tejada, 553	Garcia, 491	Tejada, 141	Garcia, 66
2010	Evans, .294	Coronado, 122	Coronado, 469	Coronado, 414	Nieuwenhuis, 114	Nieuwenhuis, 81
2011	Satin, .325	Maldonado, 131	Maldonado, 530	Maldonado, 477	Valdespin, 120	Maldonado, 64
2012	Campbell, .297	Lagares, 130	Lagares, 548	Lagares, 499	Lagares, 141	Lagares, 69
2013	Dykstra, .274	Tovar, 133	Muno, 561	Muno, 449	Rodriguez, 120	Muno, 86
2014	Boyd, .293	Burgamy, 121	Burgamy, 527	Burgamy, 450	Burgamy, 124	Burgamy, 80
2015	Cecchini, .317	King, 122	Cecchini, 485	Cecchini, 439	Cecchini, 139	Rodriguez, 70
2016	Evans, .335	Smith, 130	Smith, 542	Smith, 484	Smith, 146	Gibson, 65

Year	Total Bases	Doubles	Triples	Home Runs	Extra-Base	RBI
1992	Hunter, 191	Fordyce, 30	Howard, 9	Zinter, 16	Fordyce, 41	Howard, 77
1993	Huskey, 232	Zinter, 24	Otero, 10	Huskey, 25	Zinter, 52	Huskey, 98
1994	Alfonzo, 229	Alfonzo, 34	Otero, 9	Alfonzo, 15	Alfonzo, 51	Alfonzo, 75
1995	Hardtke, 192	<b>Hardtke, 42</b>	Barry/Davis, 6	Payton, 14	Hardtke, 50	Daubach, 72
1996	C. Saunders, 236	C. Saunders, 27	Maness, 7	Daubach, 22	Daubach, 47	<b>C. Saunders, 105</b>
1997	Hunter, 226	Wilson, 17	Polanco, 4	<b>Raleigh, 37</b>	Raleigh, 52	Seefried, 79
1998	Seefried, 209	Hunter, 25	Long, 10	Long, 16	Long, 46	Hunter, 65
1999	Gainey, 234	Gainey, 28	Gainey, 6	Gainey, 25	Gainey, 59	Gainey, 78
2000	Wiggington, 222	Wiggington, 27	Escobar, 7	Wiggington, 20	Wiggington, 50	Wiggington, 77
2001	Stratton, 239	Snyder, 35	Curry/LeBron, 4	Stratton, 29	Stratton, 60	Stratton, 83
2002	Redman, 211	Redman, 35	Reyes, 6	McNeal, 19	Redman, 48	McNeal, 69
2003	Nye, 229	Nye, 41	Duncan/Nye, 5	Brazell/Jacobs, 17	Nye, 56	Jacobs, 81
2004	Acuna, 188	Pressley, 30	Pagan, 8	Redman, 13	Redman, 43	Lambin, 65
2005	<b>Jacobs, 255</b>	Jacobs, 37	<b>Lydon, 13</b>	Jacobs, 25	<b>Jacobs, 64</b>	Jacobs, 93
2006	Abreu, 210	Abreu/Padilla, 26	Gomez, 8	Caligiuri, 18	Abreu, 44	Abreu, 70
2007	Harper, 204	Kiger, 27	Kiger, 4	Harper, 24	Harper, 49	Harper, 88
2008	Carp, 225	Carp/Stewart, 29	Evans, 7	Carp, 17	Carp, 47	Carp, 72
2009	Tejada, 186	Wabick, 31	Garcia, 4	Davis, 13	Duda, 39	Wabick, 55
2010	Nieuwenhuis, 201	Nieuwenhuis, 35	Two players, 4	Evans/Lutz, 17	Nieuwenhuis, 53	Nieuwenhuis, 60
2011	Maldonado, 216	Satin, 35	Maldonado, 5	Maldonado, 28	Maldonado, 49	Dykstra, 77
2012	Lagares, 194	Lagares, 29	Lagares/Zapata, 6	Havens, 10	Lagares, 39	Marte, 58
2013	Dykstra, 187	Rodriguez, 30	Cecilian, 6	Dykstra, 21	Dykstra, 43	Dykstra, 82
2014	Burgamy, 227	Burgamy, 32	Three players, 4	Burgamy, 23	Burgamy, 56	Burgamy, 76
2015	Rodriguez, 203	Cecchini, 26	Pina, 5	Rodriguez, 19	Rodriguez, 46	Rodriguez, 76
2016	Smith, 221	Evans, 30	Mazzilli, 6	Smith, 14	Smith, 45	Smith, 91

**Bold** - Franchise single-season record

\* - Minimum 384 plate appearances

# YEARLY BATTING TEAM LEADERS

Year	On-Base*	Slugging*	OPS*	Strikeouts	Walks	IBB
1992	Katzaroff, .345	Fordyce, .426	Fordyce, .763	Butterfield, 126	Zinter, 70	Butterfield, 8
1993	Veras, .430	Zinter, .502	Zinter, .724	Zinter, 105	Veras, 91	Zinter, 7
1994	Alfonzo, .369	Barry, .451	Alfonzo, .829	C. Saunders, 96	Alfonzo, 64	Alfonzo, 6
1995	Payton, .395	Payton, .535	Payton, .930	Daubach, 104	Hardtke, 66	Barry, 6
1996	Daubach, .403	Daubach, .507	Daubach, .910	Daubach, 103	Daubach, 74	Daubach, 9
1997	Seefried, .405	<b>Seefried, .621</b>	<b>Seefried, 1.025</b>	Raleigh, 169	Raleigh, 79	<b>Seefried, 10</b>
1998	Long, .380	Long, .490	Long, .871	Long, 105	Long, 62	Long, 6
1999	Tyner, .387	Gainey, .466	Gainey, .765	Gainey, 184	Tyner, 62	Sanchez/Toca, 3
2000	Held, .382	Wiggington, .490	Escobar, .863	Gainey, 132	Escobar, 57	Escobar, 5
2001	Snyder, .374	Snyder, .526	Snyder, .900	<b>Stratton, 201</b>	Snyder, 58	Stratton, 6
2002	McNeal, .375	McNeal, .506	McNeal, .881	Redman, 112	Redman, 59	Watson, 4
2003	Nye, .387	Jacobs, .548	Jacobs, .923	Seale, 102	Nye, 58	Brazell, 4
2004	Pressley, .383	Pressley, .415	Pressley, .797	Lydon, 119	Lydon, 49	Huber, 5
2005	Jacobs, .376	Jacobs, .589	Jacobs, .965	Lydon, 101	Lydon, 46	Jacobs, 6
2006	Abreu, .404	Abreu, .530	Abreu, .935	Ragsdale, 182	Caligiuri, 59	Abreu, 9
2007	Kiger, .432	Harper, .500	Kiger, .910	Harper, 119	Kiger, 75	Harper, 7
2008	Carp, .403	Murphy, .496	Carp, .874	Concepcion, 110	Carp, 79	Murphy, 7
2009	Thole, .395	Bowman, .458	Thole, .816	Garcia, 113	Duda, 61	Duda, 4
2010	Evans, .366	Evans, .527	Evans, .893	Nieuwenhuis, 93	Nickeas, 49	Four players, 2
2011	Satin, .423	Satin, .538	Satin, .962	Maldonado, 146	Dykstra, 69	Three players, 2
2012	Campbell, .391	Campbell, .439	Campbell, .830	Havens, 113	Havens/Campbell, 58	Dykstra, 2
2013	<b>Dykstra, .436</b>	Dykstra, .503	Dykstra, .938	Dykstra, 123	<b>Dykstra, 102</b>	Four players, 2
2014	Boyd, .382	Burgamy, .504	Burgamy, .880	Lawley, 134	Burgamy, 71	Tovar, 3
2015	Cecchini, .377	Rodriguez, .493	Rodriguez, .860	Rodriguez, 87	Rodriguez, 54	Rodriguez/Nimmo, 2
2016	Evans, .374	Evans, .485	Evans, .859	Sabol, 86	Cruzaod, 51	Three players, 2

Year	SB	CS	HBP	Sac Flies	Sac Bunts	GDP
1992	Katzaroff, 24	Katzaroff, 18	Dellicari, 6	Howard, 9	Hunter, 10	Fordyce, 13
1993	Veras, 52	Veras, 19	Veras, 9	Huskey, 8	Otero, 7	Jacobs, 11
1994	Otero, 33	Otero, 16	Barry, 6	Barry, 8	D. Saunders, 6	C. Saunders, 12
1995	White, 25	Morgan, 9	Barry, 9	Barry/Hadtke, 9	Morgan, 7	Payton, 11
1996	Pagano, 26	Pagano, 16	Maness/Saunders, 8	<b>C. Saunders, 11</b>	Morgan, 10	Morgan, 15
1997	Hunter, 24	Mendoza, 12	Azuaje, 8	Four players, 4	Azuaje, 8	Azuaje, 13
1998	Hunter, 39	Hunter, 15	Neubart, 12	Hunter, 8	Sanchez, 11	Sanchez, 12
1999	Tyner, 49	Tyner, 16	Darden/Neubart, 8	Bruce/Gainey, 5	Neubart/Tyner, 8	Zamora, 13
2000	Escobar, 24	Bruce/Dina, 10	Held, 17	Wiggington, 7	Dina, 9	Tamargo, 10
2001	Curry, 24	Curry, 16	LeBron, 9	Three players, 3	Tamargo, 7	McNeal, 13
2002	<b>Snead, 66</b>	Snead, 18	Nye, 13	McNeal, 6	Snead, 16	Shipp/Watson, 14
2003	Acuna/Duncan, 24	Acuna, 12	Huber/Jacobs, 7	Basak/Jacobs, 8	Basak/Duncan 8	Acuna/Jacobs, 11
2004	Lydon, 65	<b>Lydon, 20</b>	Huber, 12	Pagan, 6	Lydon, 11	Pressley, 10
2005	Lydon, 42	Lydon, 14	Hietpas, 9	Jacobs/Redman, 6	<b>Lydon, 19</b>	Jacobs, 11
2006	Gomez, 41	Gomez/Ragsdale, 9	<b>Gomez, 20</b>	Caligiuri, 5	Batista, 8	Padilla, 15
2007	Kiger, 16	Negron, 8	Kiger, 11	Stewart, 7	Cruz/Sanchez, 7	Kiger, 14
2008	Concepcion, 24	Garcia, 9	Stewart, 7	Murphy, 7	Coronado, 12	Coronado, 15
2009	Garcia/Tejada, 19	Garcia, 10	Tejada, 11	Thole, 9	Tejada, 15	Coronado, 16
2010	Nieuwenhuis, 13	Nieuwenhuis, 7	Satin, 7	Two players, 5	Coronado, 6	Evans, 12
2011	Valdespin, 33	Valdespin, 14	Dykstra, 12	Maldonado, 6	Valdespin/Coronado, 7	Campbell, 13
2012	Lagares, 21	Lagares, 10	Three players, 6	Campbell/Lagares, 5	Cohoon, 5	<b>Centeno, 21</b>
2013	Cecilian, 31	Muno, 11	Puello, 16	Rodriguez/Dykstra, 6	Muno, 6	Rodriguez, 12
2014	Cecilian, 16	Johnson, 9	Carrillo, 10	Cecilian/Herrera, 6	Nimmo, 2	Burgamy, 15
2015	Rodriguez, 11	King, 7	Carrillo, 11	Peterson/King, 5	Lugo, 2	Five players, 11
2016	Stuart, 15	Two players, 6	Gibson, 7	Oberste, 9	Three players, 3	Three players, 13

**Bold** - Franchise single-season record

\* - Minimum 384 plate appearances

# YEARLY PITCHING TEAM LEADERS

Year	Games	Starts	Innings	Wins	Losses	Saves
1992	Langbehn, 52	Vitko, 26	Vitko, 165.2	Jones/Vitko, 12	Walker, 12	Vasquez, 17
1993	Rogers, 62	Dastillo, 26	Harriger, 170.2	Harriger, 13	Castillo, 11	Walker, 19
1994	<b>McCready, 63</b>	<b>Pulsipher, 28</b>	<b>Pulsipher, 201.0</b>	<b>Pulsipher, 14</b>	Pulsipher, 9	Beckerman, 19
1995	Knackert, 48	Edmondson/Ludwick, 22	Ludwick, 143.1	Ludwick, 12	Ramirez, 12	Kanckert, 11
1996	Fuller, 51	Lidle, 27	Lidle, 190.1	<b>Lidle, 14</b>	Lidle, 10	Welch, 27
1997	Turrentine, 61	Gooch, 27	Sanchez, 165.1	Sanchez, 13	Gooch, 12	Turrentine, 13
1998	Arroyo, 57	Gooch/Murray, 27	Murray, 164.1	Figueroa, 12	Gooch, 14	Guerra, 12
1999	Brittan, 54	Corey, 27	Corey, 155.0	Corey/Roberts, 7	Corey/Herbison, 13	Cammack, 15
2000	Brittan, 55	Ochoa, 26	Gonzalez, 147.2	Gonzalez, 13	Ochoa, 12	Riggan, 28
2001	Bell, 43	Maness, 26	Strange, 153.1	Strange, 11	<b>Saenz, 15</b>	Corey, 17
2002	Cammack/Saenz, 36	Griffiths, 26	Griffiths, 152.2	Seibel, 10	Maness, 9	Rivera, 13
2003	Bevis/Lavigne, 40	Three players, 20	Cole, 113.2	Cole/Mattox, 8	Musser, 9	Lavigne, 11
2004	Lavigne, 40	Scobie, 24	Scobie, 147.0	Three players, 9	Diaz, 7	Bevis, 12
2005	McNab, 42	Chenard, 22	Roman, 110.0	Petit, 9	Portobanco, 12	Hammulack, 6
2006	Camacho, 53	Pinango, 27	Pinango, 152.0	Pinango, 10	Edwards, 8	Owens, 20
2007	Perez, 47	Sanchez, 27	Mulvey, 151.2	Mulvey, 11	Mulvey/Carvajal, 10	Muniz, 23
2008	Kunz, 44	Sanchez, 26	Sanchez, 152.2	Sanchez, 13	Brown, 9	Kunz, 27
2009	Merritt, 56	Owen, 23	Owen, 123.0	Antonini/Brown, 7	Brown, 14	Merritt, 14
2010	Merritt, 60	Antonini, 23	Antonini, 131.1	Stinson, 9	Antonini, 9	Merritt, 9
2011	Brooks, 53	Moore, 25	Moore, 133.0	Moore, 10	Caron, 11	Three players, 7
2012	Holt, 39	Peavey, 25	Cohoon, 146.2	Wheeler, 10	Germen, 12	Carson, 9
2013	Walters, 53	Goeddel, 25	Verrett, 146.0	Verrett, 12	Goeddel, 7	<b>Walters, 38</b>
2014	Kolarek/Satterwhite, 48	Pill, 21	Pill, 124.2	Peavey, 11	Robles/Bowman, 7	Satterwhite, 15
2015	Kolarek, 51	Ynoa, 24	Lugo, 152.1	Ynoa/Lara, 9	Ynoa, 9	Sewald, 24
2016	Roseboom, 52	Jannis/Pill, 22	Pill, 138.2	Pill, 9	Jannis/Lara, 11	Roseboom, 14

Year	ERA*	Strikeouts	Walks	WHIP*	Opp. Avg.*	Hits
1992	<b>Jones, 1.88</b>	Jones, 143	Vitko, 53	Jones, 1.02	Jones, .209	Vitko, 163
1993	Harriger, 2.95	Castillo, 118	Long, 58	Harriger, 1.25	Castillo, .261	<b>Roa, 190</b>
1994	Pulsipher, 3.22	Pulsipher, 171	<b>Pulsipher, 89</b>	Person, 1.21	Person, .219	Pulsipher, 179
1995	Wilson, 2.17	Ludwick, 131	Ludwick, 68	Wilson, 0.94	Wilson, .208	Edmondson, 150
1996	Lidle, 3.31	Lidle, 141	Carter, 54	Lidle, 1.23	Lidle, .259	Lidle, 186
1997	Sanchez, 4.30	<b>Sanchez, 176</b>	Gooch, 76	Sanchez, 1.25	Sanchez, .237	Gooch, 179
1998	Arteaga, 2.80	Murray, 159	Gooch, 60	Arteaga, 1.24	Murray, .249	Gooch, 164
1999	Pumphrey, 4.80	Corey, 111	Herbison, 81	Roberts, 1.40	Roberts, .267	Corey, 175
2000	Walker, 2.75	Gonzalez, 138	Ochoa, 75	Gonzalez, 1.12	<b>Walker, .191</b>	Ochoa, 171
2001	Roach, 3.26	Maness, 107	Saenz, 80	Roach, 1.35	Roach, .282	Strange, 171
2002	Griffiths, 3.89	Griffiths, 126	Maness, 72	Seibel, 1.31	Maness, .246	Griffiths, 157
2003	Mattox, 3.49	Bevis, 100	Cole, 59	Mattox, 1.26	Mattox, .246	Cole, 122
2004	Scobie, 2.82	Chenard, 122	Diaz, 70	Chenard, 1.21	Chenard, .221	Scobie, 137
2005	Petit, 2.91	Roman, 136	Roman, 58	<b>Petit, 0.92</b>	Petit, .209	Edwards, 124
2006	Collazo, 3.11	Pinango, 80	Pinango, 41	Collazo, 1.01	Collazo, .239	Pinango, 159
2007	Mulvey, 3.32	Mulvey, 110	Carvajal, 63	Mulvey, 1.24	Mulvey, .252	Mulvey/Sanchez, 164
2008	Niese, 3.04	Sanchez, 118	Parnell, 57	Niese, 1.30	Niese, .253	Sanchez, 160
2009	Antonini, 5.32	Antonini, 86	Owen, 53	Antonini, 1.49	Antonini, .299	Owen, 152
2010	Antonini, 4.32	Antonini, 106	Kunz, 68	Antonini, 1.20	Antonini, .261	Antonini, 132
2011	Moore, 4.47	Moore, 105	Holt, 57	Moore, 1.49	Moore, .287	Moore, 156
2012	Wheeler, 3.26	Gorski, 118	Gorski, 50	Wheeler, 1.16	Wheeler, .225	Peavey, 169
2013	Cohoon, 3.99	Verrett, 132	Goeddel, 58	Verrett, 1.14	Verrett, .249	Cohoon, 146
2014	Peavey, 2.90	Pill, 120	Robles, 43	Peavey, 1.03	Peavey, .221	Lara, 123
2015	Ynoa, 3.90	Lugo, 97	Ynoa, 31	Ynoa, 1.23	Ynoa, .265	Ynoa, 157
2016	Pill, 4.02	Pill, 110	Jannis, 66	Pill, 1.24	Jannis, .260	Pill, 138

**Bold** - Franchise single-season record      \* - Minimum 113.2 innings pitched

# YEARLY PITCHING TEAM LEADERS

Year	Runs	Earned Runs	Home Runs	Wild Pitches	Hit Batsmen	Balks
1992	Walker, 77	Vitko/Walker, 64	Vitko, 11	Vitko, 7	Vitko, 12	Wegmann/Walker, 2
1993	Castillo, 93	Castillo, 84	<b>Castillo, 27</b>	Harriger, 9	Castillo, 13	Knackert, 3
1994	Pulsipher, 90	Pulsipher, 72	Person/Pulsipher, 18	Roberts, 12	McCready, 9	<b>Pulsipher, 5</b>
1995	Edmondson, 82	Edmondson, 71	Edmondson, 17	Edmondson, 7	Edmondson, 6	<b>Ramirez, 5</b>
1996	Lidle, 78	Lidle, 70	Guerra, 23	Lidle, 14	Carter/Ramirez, 6	Tam, 4
1997	Gooch, 106	Gooch, 91	Sanchez, 25	Turrentine, 17	Roberts, 8	Fesh/Sanchez, 3
1998	Gooch, 92	Gooch, 71	Figueroa, 19	Gooch, 14	Murray, 8	Stewart, 4
1999	<b>Herbison, 115</b>	<b>Herbison, 97</b>	Herbison, 20	Roberts, 8	<b>Pumphrey, 15</b>	Walker, 3
2000	Ochoa, 94	Ochoa, 85	Gonzalez, 14	Walker, 9	Gonzalez, 11	Brea/Cota, 2
2001	Saenz, 97	Saenz, 90	Strange, 18	Saenz, 16	Strange, 12	Three players, 2
2002	Seible, 78	Three players, 66	Seible, 17	Saenz, 8	Griffiths, 11	Maness, 2
2003	Cole, 76	Cole, 61	Cole/Musser, 9	Saenz, 9	Cole, 11	Hee, 3
2004	Chenard, 66	Chenard, 61	Chenard, 17	Chenard, 15	Diaz/Chenard, 12	Four players, 2
2005	Roman, 75	Roman, 66	Roman, 18	Lindstrom, 11	Lopez/Roman, 9	Edwards, 2
2006	Pinango, 86	Pinango, 75	Pinango, 20	Roman, 9	Edwards, 11	Three players, 2
2007	Sanchez, 90	Aguilar, 77	Sanchez, 14	Mulvey, 12	Nail, 13	Paulk, 2
2008	Brown, 77	Brown, 69	Brown, 15	Parnell, 9	Brown, 8	Sanchez, 1
2009	Owen, 88	Owen, 81	Owen/Brown, 13	Brown, 8	Brown, 13	Niesen, 3
2010	Kunz, 73	Shaw, 68	Antonini, 17	Ramirez, 11	Kunz, 14	Cohoon, 3
2011	Carson, 88	Carson, 72	Stoner, 17	<b>Holt, 18</b>	Moore, 14	Brooks, 3
2012	Peavey, 91	Peavey, 81	Gorski, 20	Gorski, 13	Wheeler, 11	Cohoon/Mazzoni, 2
2013	Verrett/Goeddel, 72	Verrett, 89	Verrett, 21	Goeddel, 10	Cohoon, 8	Montero/Mateo, 2
2014	Lara, 60	Robles/Pill, 53	Lara, 12	Pill, 7	Robles, 7	Lara/Velasquez, 2
2015	Ynoa, 70	Ynoa, 66	Ynoa, 14	Wheeler, 7	Ynoa, 6	Morris, 3
2016	Jannis, 82	Jannis, 76	Lara, 13	Taylor, 12	Jannis, 8	Four players, 1

Year	CG	Shutouts	HR/9IP*	K/9IP*	BB/9IP	K/BB*
1992	Walker/Jones, 4	<b>Jones, 4</b>	Jones, 0.3	Jones, 8.1	Johnstone, 2.2	Johnstone, 3.36
1993	Harriger/Long, 4	Harriger, 3	Harriger, 0.4	Castillo, 6.4	Roa, 1.3	Roa, 3.04
1994	Pulsipher, 5	Person/Roberts, 2	Roberts, 0.6	Pulsipher, 7.7	Person, 3.8	Pulsipher, 1.92
1995	Wilson, 4	Ludwick, 2	Wilson, 0.4	Wilson, 9.5	Wilson, 1.8	Wilson, 5.29
1996	<b>Lidle, 6</b>	Four players, 1	Lidle, 0.6	Lidle, 6.7	Guerra, 2.2	Lidle, 2.88
1997	Gooch, 4	Gooch, 1	Gooch, 0.7	Sanchez, 9.6	Sanchez, 3.3	Sanchez, 2.89
1998	Figueroa, 3	Figueroa, 2	Arteaga, 0.6	Murray, 8.7	Arteaga, 1.9	Arteaga, 3.88
1999	Herbison, 1	None	Roberts, 0.6	Three players, 6.4	Gooch, 3.4	Roberts, 1.92
2000	Gonzalez/Arteaga, 2	Four players, 1	<b>Walker, 0.2</b>	Gonzalez, 8.4	Arteaga, 2.0	Gonzalez, 3.83
2001	Three players, 1	None	Roach, 0.1	Maness, 6.7	Roach, 2.2	Roach, 2.50
2002	Griffiths/Seibel, 2	None	Griffiths, 0.7	Maness, 7.5	Seibel, 2.9	Griffiths, 2.33
2003	Keppel, 2	Keppel, 2	Mattox, 0.6	Mattox, 6.8	Mattox, 3.2	Mattox, 2.15
2004	Diaz, 1	None	Scobie, 0.7	Chenard, 8.9	Scobie, 3.0	Chenard, 2.54
2005	Petit, 2	Bannister/MacLane, 1	Edwards, 0.6	<b>Roman, 10.2</b>	Petit, 1.4	<b>Petit, 7.22</b>
2006	Pinango/Devaney, 2	Devaney, 2	Collazo, 0.5	Collazo, 6.0	<b>Cpllazo, 1.2</b>	Collazo, 4.94
2007	Aguilar, 2	None	<b>Mulvey, 0.2</b>	Carvajal, 7.0	Mulvey, 2.6	Mulvey, 2.56
2008	Niese, 2	Niese, 1	Niese, 0.4	Niese, 8.1	Brown, 2.1	Brown, 2.76
2009	Niesen/Stoner, 1	Stoner, 1	Antonini, 0.7	Antonini, 6.7	Antonini, 2.7	Antonini, 2.53
2010	Four players, 1	Schwinden, Mejia, 1	Antonini, 1.2	Antonini, 7.3	Antonini, 1.8	Antonini, 4.08
2011	McHugh, 1	None	Moore, 0.8	Moore, 7.1	Moore, 2.8	Moore, 2.50
2012	Three players, 2	Three players, 1	<b>Wheeler, 0.2</b>	Wheeler, 9.1	Cohoon, 1.8	Germen, 2.94
2013	Cohoon, 2	None	Cohoon, 0.7	Goeddel, 8.4	Verrett, 1.9	Verrett, 4.26
2014	Ynoa, 2	Four players, 1	Peavey, 0.5	Pill, 8.7	Peavey, 2.0	Pill, 4.14
2015	Ynoa, 2	Ynoa, 1	Ynoa, 0.8	Ynoa, 4.8	Ynoa, 1.8	Ynoa, 2.65
2016	Pill, 3	None	Pill, 0.5	Pill, 7.1	Pill, 2.2	Pill, 3.24

**Bold** - Franchise single-season record

\* - Minimum 113.2 innings pitched

# YEAR-BY-YEAR ATTENDANCE

Year	Total	Gates	Average	Season High
1992*	278,492	67	4,157	6,255 - 9/12 v Canton-Akron Indians
1993	225,467	65	3,469	6,282 - 4/8 v Reading Phillies
1994*	230,665	73	3,160	6,455 - 6/10 v New Britain Red Sox
1995	200,077	69	2,900	6,847 - 7/3 v Bowie Baysox
1996*	206,589	69	2,994	6,528 - 7/3 v Portland Sea Dogs
1997	200,513	68	2,949	6,641 - 7/3 v Akron Aeros
1998*	221,423	70	3,163	6,605 - 7/3 v Bowie Baysox
1999	203,674	69	2,952	6,068 - 7/19 v Portland Sea Dogs
2000*	187,692	64	2,933	6,387 - 8/10 v New Haven Ravens
2001	197,113	68	2,899	6,362 - 7/16 v Norwich Navigators
2002	214,289	66	3,247	6,953 - 7/15 v Altoona Curve
2003	211,533	66	3,205	6,261 - 8/31 v Trenton Thunder
2004*	218,535	68	3,214	6,712 - 6/9 v Norwich Navigators
2005	222,243	69	3,221	6,307 - 7/4 v New Hampshire Fisher Cats
2006	215,336	67	3,214	7,198 - 8/31 v Portland Sea Dogs
2007	230,078	66	3,486	6,327 - 6/1 v Erie SeaWolves
2008	220,638	69	3,198	<b>7,412 - 7/17 v Connecticut Defenders</b>
2009	210,526	67	3,142	5,862 - 5/24 v New Britain Rock Cats
2010	203,823	66	3,088	5,740 - 7/4 v Portland Sea Dogs
2011	209,044	66	3,167	6,033 - 8/26 v Altoona Curve
2012	196,929	66	2,984	6,481 - 7/3 v Altoona Curve
2013*	189,453	67	2,828	5,822 - 7/28 v Trenton Thunder
2014*	165,375	65	2,544	5,906 - 7/10 v Portland Sea Dogs
2015*	191,619	70	2,737	6,216 - 5/28 v Portland Sea Dogs
2016	172,859	66	2,619	6,255 - 5/26 v Richmond
	<b>5,223,985</b>	<b>1,686</b>	<b>3,098</b>	

**Bold** - Franchise single-season record \* - Includes postseason

## SINGLE GAME ATTENDANCE RECORDS

	Attendance	Date	Opponent
1.	7,412	7/17/08	Connecticut Defenders
2.	7,198	8/31/06	Portland Sea Dogs
3.	6,953	7/15/02	Altoona Curve
4.	6,847	7/3/95	Bowie Baysox
5.	6,712	6/9/04	Norwich Navigators
6.	6,641	7/3/97	Akron Aeros
7.	6,637	7/4/03	Norwich Navigators
8.	6,629	7/4/02	Trenton Thunder
9.	6,621	8/31/95	Hardware City Rock Cats
10.	6,605	7/3/98	Bowie Baysox
11.	6,556	8/31/04	Portland Sea Dogs
12.	6,542	7/11/94	'94 Eastern League All-Star Game
13.	6,528	7/3/96	Portland Sea Dogs
14.	6,481	7/3/12	Altoona Curve
15.	6,455	7/1/94	Bowie Baysox
16.	6,452	5/21/04	New Hampshire Fisher Cats
17.	6,387	7/10/00	New Haven Ravens
18.	6,365	7/3/00	Trenton Thunder
19.	6,362	7/16/01	Norwich Navigators
20.	6,349	9/1/95	New Haven Ravens



# POSTSEASON

## 1992 - Finish: 79-59; 2<sup>nd</sup> Eastern League

### EASTERN LEAGUE SEMI-FINALS - HARRISBURG SENATORS - B-METS WIN SERIES (3-1)

#### Game 1 - September 2, 1992

	1	2	3	4	5	6	7	8	9	R	H	E
Harrisburg	0	0	0	0	0	0	1	0	0	1	5	2
Binghamton	1	0	1	0	4	2	0	0	x	8	10	2

W: Jose Martinez (1-0)

T: 2:16

A: 2,528

L: Mike Mathile (0-1)

B-Mets lead series (1-0)

#### Game 2 - September 3, 1992

	1	2	3	4	5	6	7	8	9	R	H	E
Harrisburg	0	0	0	1	2	0	1	0	0	4	5	1
Binghamton	0	0	0	0	0	0	0	1	0	1	8	1

W: Tavo Alvarez (1-0)

T: 2:46

A: 2,217

L: John Johnstone (0-1)

Series tied (1-1)

S: Len Picota (1)

#### Game 3 - September 4, 1992

	1	2	3	4	5	6	7	8	9	R	H	E
Binghamton	3	0	1	0	0	0	0	0	3	7	12	0
Harrisburg	0	0	2	0	0	2	0	1	0	5	7	3

W: Gregg Langbehn (1-0)

T: 2:50

A: 2,982

L: Len Picota (0-1)

B-Mets lead series (2-1)

S: Andy Reich (1)

#### Game 4 - September 5, 1992

	1	2	3	4	5	6	7	8	9	10	11	12	13	14	R	H	E
Binghamton	3	0	0	0	0	0	0	0	0	0	0	0	0	1	4	7	2
Harrisburg	0	0	0	1	0	0	0	2	0	0	0	0	0	0	3	8	0

W: Tom Wegmann (1-0)

T: 3:27

A: 2,024

L: Chris Marchok (0-1)

B-Mets win series (3-1)

### 103 SEASONS OF BINGHAMTON BASEBALL

This year marks the 103<sup>rd</sup> season of professional baseball in Binghamton, NY. America's pastime in the Southern Tier dates back to 1877 when the Binghamton Cricket played in the League Alliance. For more on the history of baseball in Binghamton see page 14.

**BINGHAMTON RUMBLE PONIES** (2017 - Present)

Eastern League (2017 - Present)

**BINGHAMTON METS** (1992 - 2016)

Eastern League (1992 - 2016)

**BINGHAMTON TRIPLETS** (1923 - 1968)

Eastern League (1938-1963, 1967-1968)

New York-Pennsylvania League (1923-1937, 1964-1966)

**BINGHAMTON BINGOES** (1885, 1892 - 1894, 1899, 1901 - 1919)

International League (1918-1919)

Eastern League (1892-1894)

New York State League (1885, 1899, 1901-1917)

**BINGHAMTON CRICKETS** (1877 - 1878, 1886 - 1888, 1895, 1900)

New York State League (1896, 1900)

Central League (1888)

International League (1886)

International Association (1878, 1887)

League Alliance (1877)

# POSTSEASON

## EASTERN LEAGUE CHAMPIONSHIP - CANTON-AKRON INDIANS - B-METS WIN SERIES (3-2)

### Game 1 - September 7, 1992

	1	2	3	4	5	6	7	8	9	10	11	R	H	E
Binghamton	1	0	0	0	4	0	0	0	0	0	2	6	8	0
Canton-Akron	0	1	0	0	0	0	1	0	2	0	1	5	15	3

W: Tom Wegmann (1-0)

T: 3:30

A: 1,536

L: Mike Gardella (0-1)

B-Mets lead series (1-0)

S: Andy Reich (1)

### Game 2 - September 8, 1992

	1	2	3	4	5	6	7	8	9	R	H	E
Binghamton	0	0	0	0	0	1	0	0	0	1	3	2
Canton-Akron	0	0	0	1	0	0	1	0	x	2	5	0

W: Chad Ogea (1-0)

T: 2:07

A: 1,285

L: Jose Martinez (0-1)

Series tied (1-1)

### Game 3 - September 9, 1992

	1	2	3	4	5	6	7	8	9	R	H	E
Canton-Akron	1	4	0	1	0	0	0	0	0	6	13	1
Binghamton	0	0	0	0	0	0	0	1	2	3	6	1

W: Victor Garcia (1-0)

T: 3:02

A: 4,144

L: John Johnstone (0-1)

Indians lead series (2-1)

S: Mike Gardella (1)

### Game 4 - September 11, 1992

	1	2	3	4	5	6	7	8	9	R	H	E
Canton-Akron	0	0	0	0	0	0	1	1	0	2	3	3
Binghamton	2	1	0	0	4	0	0	0	x	7	9	1

W: Joe Vitko (1-0)

T: 2:41

A: 4,165

L: Alan Embree (0-1)

Series tied (2-2)

### Game 5 - September 12, 1992

	1	2	3	4	5	6	7	8	9	R	H	E
Canton-Akron	1	1	0	0	0	0	0	0	0	2	4	0
Binghamton	0	0	0	1	3	0	0	0	x	5	13	4

W: Bobby Jones (1-0)

T: 2:33

A: 6,255

L: Chad Ogea (1-1)

B-Mets win series (3-2)

S: Andy Reich (1)

## FRANCHISE MANAGERS

Luis Rojas is the 15th manager in Binghamton Mets/Rumble Ponies franchise history. Rojas joins Juan Samuel (2006) as the only two managers in franchise history to hail from the Dominican Republic.

Rojas replaces Pedro Lopez, the all-time winningest manager in franchise history with 377 regular season victories. Lopez guided the B-Mets to three straight postseason berths and an Eastern League title in 2014. He was inducted into Binghamton's Baseball Shrine in 2015.

For a complete list of managers and their records see page 22.

# POSTSEASON

## 1994 - Finish: 82-59; 1<sup>st</sup> North Division

### NORTH DIVISION CHAMPIONSHIP - NEW HAVEN RAVENS - B-METS WIN SERIES (3-0)

#### Game 1 - September 6, 1994

	1	2	3	4	5	6	7	8	9	R	H	E
New Haven	0	0	0	0	0	0	1	0	0	1	4	0
Binghamton	0	0	0	0	0	0	0	2	x	2	8	0

W: Bill Pulsipher (1-0)

T: 2:23

A: 2,521

L: Mark Voisard (0-1)

B-Mets lead series (1-0)

#### Game 2 - September 7, 1994

	1	2	3	4	5	6	7	8	9	R	H	E
New Haven	0	0	0	2	3	0	0	0	0	5	6	0
Binghamton	0	0	2	1	0	2	1	0	x	6	8	1

W: Jim McCready (1-0)

T: 2:31

A: 2,238

L: Jake Viano (0-1)

B-Mets lead series (2-0)

S: Bryan Rogers (1)

#### Game 3 - September 8, 1994

	1	2	3	4	5	6	7	8	9	R	H	E
Binghamton	1	0	1	0	0	0	0	0	0	2	6	1
New Haven	0	0	0	0	0	1	0	0	0	1	5	0

W: Chris Roberts (1-0)

T: 2:22

A: 4,646

L: Lloyd Peever (0-1)

B-Mets win series (3-0)

S: Bryan Rogers (2)

## POSITION PLAYERS AS PITCHERS

When games have gotten out of hand or gone deep into extra innings, B-Mets/Ponies managers have been forced to use position players on the hill. 17 players have performed such a feat. The complete list is found below (those who have appeared since 2006 have the specific game listed):

Player	Date	Opponent	W-L	ERA	G	IP	H	R	ER	HR	BB	SO
Gregory Graham	1994		0-0	6.75	2	1.1	1	1	1	1	1	1
John Mahalik	1997		0-0	0.00	3	3.0	0	0	0	0	1	4
Eric Morales	1998		0-0	18.00	1	1.0	3	2	2	1	0	0
Todd Landry	1998		0-0	0.00	4	3.1	3	0	0	0	0	4
Jesus Azuaje	1998		0-0	0.00	2	2.0	1	0	0	0	0	2
Garrett Neubart	1999		0-0	0.00	1	2.0	1	0	0	0	0	1
Virgil Chevalier	2002		0-0	0.00	2	1.1	1	0	0	0	0	1
Brian Shipp	2003		0-0	13.50	1	0.2	2	1	1	0	1	0
Josh Pressley	2004		0-0	0.00	1	0.0	0	0	0	0	0	0
Chase Lambin	2004		0-0	0.00	1	0.0	0	0	0	0	0	0
David Bacani	2005		0-0	0.00	4	4.0	1	0	0	0	0	1
Kevin Rios	8/6/06	v Connecticut	0-1	9.00	1	1.0	2	1	1	0	1	1
Jon Malo	4/20/08	v Portland	0-0	0.00	1	0.1	0	0	0	0	0	0
Luke Montz	8/21/10	v Altoona	0-0	0.00	1	1.0	1	0	0	0	0	0
Raul Reyes	4/29/11	v Akron	0-0	0.00	1	1.0	0	0	0	0	2	0
Travis Ozga	6/29/11	@ Erie	0-0	0.00	1	1.0	1	0	0	0	0	0
Jose Coronado	6/30/11	v Bowie	0-0	0.00	1	1.0	0	0	0	0	1	0
Joe Bonfe	7/12/13	v Portland	0-0	0.00	1	0.1	1	0	0	0	0	1
Brock Peterson	9/7/15	v Altoona	1-0	0.00	1	3.0	3	0	0	0	0	1

# POSTSEASON

## EASTERN LEAGUE CHAMPIONSHIP - HARRISBURG SENATORS - B-METS WIN SERIES (3-1)

### Game 1 - September 11, 1994

	1	2	3	4	5	6	7	8	9	R	H	E
Binghamton	0	0	1	0	0	2	0	0	1	4	9	1
Harrisburg	0	0	0	1	0	0	4	0	x	5	6	2

W: Bob Baxter (1-0)

T: 2:31

A: 2,330

L: Jeff Tam (0-1)

Senators lead series (1-0)

S: Curt Schmidt (1)

### Game 2 - September 12, 1994

	1	2	3	4	5	6	7	8	9	R	H	E
Binghamton	0	0	0	2	0	0	0	0	0	2	8	0
Harrisburg	0	0	0	0	0	0	0	0	0	0	0	0

W: Bill Pulsipher (1-0)

T: 2:20

A: 2,654

L: Mike Mimbs (0-1)

Series tied (1-1)

### Game 3 - September 13, 1994

	1	2	3	4	5	6	7	8	9	R	H	E
Harrisburg	2	0	0	0	1	1	0	0	0	4	5	2
Binghamton	0	0	0	0	2	0	0	0	3	5	12	1

W: Bryan Rogers (1-0)

T: 3:07

A: 3,047

L: Alberto Reyes (0-1)

B-Mets lead series (2-1)

### Game 4 - September 14, 1994

	1	2	3	4	5	6	7	8	9	R	H	E
Harrisburg	0	0	0	0	0	0	0	2	0	2	5	0
Binghamton	0	1	0	4	0	0	2	0	x	7	11	1

W: Chris Roberts (1-0)

T: 2:07

A: 5,259

L: Bob Baxter (1-1)

B-Mets win series (3-1)

## PULSIPHER'S POSTSEASON NO-NO



Heading into Game 2 of the 1994 Eastern League Championship Series, the B-Mets trailed the Harrisburg Senators 1-0. Binghamton looked to their ace Bill Pulsipher to even the series on Monday, September 12.

In the regular season, the lefty racked up a team-best 14 wins and notched a 3.22 ERA. His 28 starts and 201 innings pitched that season still stand as franchise records.

With his father in attendance at Riverside Stadium in Harrisburg, Pulsipher struck out eight, walked four and allowed just three balls to leave the infield. The southpaw worked around a walk in the ninth to complete the first no-hitter in B-Mets history. Binghamton won the next two games of the series, earning their second Eastern League title in three years.

# POSTSEASON

## 1996 - Finish: 76-66; 2<sup>nd</sup> North Division

### NORTH DIVISION CHAMPIONSHIP - PORTLAND SEA DOGS - B-METS LOSE SERIES (3-2)

#### Game 1 - September 3, 1996

	1	2	3	4	5	6	7	8	9	10	11	R	H	E
Binghamton	0	0	1	0	0	0	2	0	0	0	1	4	14	0
Portland	0	0	0	1	2	0	0	0	0	0	0	3	6	2

W: Hector Ramirez (1-0)

T: 3:36

A: 4,049

L: Bryan Ward (0-1)

B-Mets lead series (1-0)

#### Game 2 - September 4, 1996

	1	2	3	4	5	6	7	8	9	R	H	E
Binghamton	0	0	2	0	0	0	0	0	0	2	6	0
Portland	2	0	0	0	0	0	0	1	x	3	8	0

W: Bryan Hernandez (1-0)

T: 2:36

A: 4,473

L: Livan Edmondson (0-1)

S: Rob Stanifer (1)

Series tied (1-1)

#### Game 3 - September 5, 1996

	1	2	3	4	5	6	7	8	9	R	H	E
Portland	0	0	0	0	0	0	1	0	0	1	4	0
Binghamton	0	0	0	0	1	0	0	5	x	6	8	2

W: Chris Roberts (1-0)

T: 2:33

A: 1,773

L: Andy Larkin (0-1)

B-Mets lead series (2-1)

#### Game 4 - September 6, 1996

	1	2	3	4	5	6	7	8	9	R	H	E
Portland	1	0	0	0	0	1	2	0	0	4	7	0
Binghamton	0	0	0	0	0	0	0	2	0	2	6	0

W: Will Cunnane (1-0)

T: 2:18

A: 2,355

L: Scott Sauerbeck (0-1)

S: Rob Stanifer (2)

Series tied (2-2)

#### Game 5 - September 7, 1996

	1	2	3	4	5	6	7	8	9	R	H	E
Binghamton	1	0	0	1	1	0	0	0	0	3	8	1
Portland	3	2	0	2	0	0	0	0	X	7	8	0

W: Brian Meadows (1-0)

T: 2:51

A: 6,865

L: John Carter (0-1)

Sea Dogs win series (3-2)

### HITTING FOR THE CYCLE

Over 25 seasons, the B-Mets/Ponies have played 3,576 games and seen 699 different players wear the uniform. However, only one player, Josh Satin, has hit for the cycle in a game. Satin performed the feat on the road against the Bowie Baysox on June 24, 2011. He launched a solo home run in the first inning, reached on an infield single to short in the third, doubled to center field in the fifth, and legged out a triple to left to complete the historic night in the seventh. His three-bagger was just the fifth of his career.

# POSTSEASON

## 1998 - Finish: 82-60; 2<sup>nd</sup> North Division

### NORTH DIVISION CHAMPIONSHIP - NEW BRITAIN ROCK CATS - B-METS LOSE SERIES (3-1)

#### Game 1 - September 9, 1998

	1	2	3	4	5	6	7	8	9	R	H	E
Binghamton	0	2	0	0	0	6	0	0	0	8	11	0
New Britain	0	1	0	0	0	2	0	0	0	3	8	1

W: Ivan Arteaga (1-0)

T: 2:50

A: 1,542

L: Rob Radlosky (0-1)

B-Mets lead series (1-0)

#### Game 2 - September 10, 1998

	1	2	3	4	5	6	7	8	9	R	H	E
Binghamton	0	1	0	0	0	0	0	0	1	2	8	1
New Britain	0	1	0	0	2	0	0	0	x	3	11	3

W: Mike Lincoln (1-0)

T: 2:45

A: 1,817

L: Dan Murray (0-1)

Series tied (1-1)

S: Brent Stentz (1)

#### Game 3 - September 11, 1998

	1	2	3	4	5	6	7	8	9	R	H	E
New Britain	1	0	0	0	0	3	0	0	0	4	7	0
Binghamton	0	0	0	1	0	0	0	2	0	3	8	1

W: Jason Bell (1-0)

T: 3:06

A: 3,292

L: Scott Stewart (0-1)

Rock Cats lead series (2-1)

S: Brent Stentz (2)

#### Game 4 - September 12, 1998

	1	2	3	4	5	6	7	8	9	R	H	E
New Britain	3	1	2	0	0	0	0	0	0	6	10	1
Binghamton	0	0	0	1	0	0	0	0	1	2	4	4

W: Joe Mays (1-0)

T: 2:34

A: 1,940

L: Arnold Gooch (0-1)

Rock Cats win series (3-1)

#### MOST RUNS SCORED, GAME

Runs	Date	Opponent	Result
18	4/11/08	@ Erie	W, 18-13
17	8/16/11	v New Britain	W, 17-5
	6/8/08	v New Britain	W, 17-4
	6/21/02	v Erie	W, 17-7
16	9/2/15	@ Reading	W, 16-4
	8/15/97	@ Portland	W, 16-2
	6/20/97	v Bowie	W, 16-2
	6/5/96	@ Harrisburg	W, 16-3
	4/19/94	@ New Britain	W, 16-6
	5/14/92	@ Albany-Colonie	W, 16-5

#### MOST RUNS ALLOWED, GAME

Runs	Date	Opponent	Result
20	8/20/03	@ Trenton	L, 20-4
19	5/3/08	v Connecticut	L, 19-5
	6/3/01	v Norwich	L, 19-9
	5/16/97	@ Trenton	L, 19-2
17	4/27/04	v Trenton	L, 17-12
	4/28/02	v New Britain	L, 17-6
	5/1/99	v Norwich	L, 17-7
	7/3/95	v Bowie	L, 17-9
	4/15/94	v Canton-Akron	L, 17-8

# POSTSEASON

## 2000 - Finish: 82-58; 1<sup>st</sup> North Division

### NORTH DIVISION CHAMPIONSHIP - NEW HAVEN RAVENS - B-METS LOSE SERIES (3-1)

#### Game 1 - September 6, 2000

	1	2	3	4	5	6	7	8	9	R	H	E
New Haven	0	0	0	3	0	1	0	0	0	4	11	2
Binghamton	0	0	2	0	0	1	2	0	x	5	7	1

W: Juan Cerros (1-0)

T: 2:59

A: 1,345

L: Damasco Marte (0-1)

**B-Mets lead series (1-0)**

S: Jerrod Riggan (1)

#### Game 2 - September 7, 2000

	1	2	3	4	5	6	7	8	9	R	H	E
New Haven	3	0	3	0	0	2	0	0	0	8	14	1
Binghamton	0	0	0	1	0	0	0	0	0	1	6	1

W: Allen Westfall (1-0)

T: 2:38

A: 1,652

L: Pat Strange (0-1)

**Series tied (1-1)**

#### Game 3 - September 8, 2000

	1	2	3	4	5	6	7	8	9	R	H	E
Binghamton	0	2	1	0	0	0	0	0	0	3	8	2
New Haven	0	3	0	0	0	0	0	2	x	5	9	0

W: Greg Wooten (1-0)

T: 2:32

A: 3,509

L: Corey Brittan (0-1)

**Ravens lead series (2-1)**

#### Game 4 - September 9, 2000

	1	2	3	4	5	6	7	8	9	R	H	E
Binghamton	0	0	1	0	0	0	0	0	0	1	4	0
New Haven	0	0	0	1	1	1	1	1	x	5	7	1

W: Brian Fuentes (1-0)

T: 2:37

A: 2,529

L: Jesus Martinez (0-1)

**Ravens win series (3-1)**

S: Jason Turman (1)

### POSTSEASON VERSUS EASTERN LEAGUE

Team	Total	Home	Road	Series Years
Akron	3-2	2-1	1-1	1992
Harrisburg	6-2	3-1	3-1	1992, 1994
New Britain	1-3	0-2	1-1	1998
New Haven	4-3	3-1	1-2	1994, 2000
New Hampshire	1-3	1-1	0-2	2004
Portland	6-5	2-2	4-3	1996, 2014
Reading	0-3	0-2	0-1	2015
Richmond	3-0	1-0	2-0	2014
Trenton	0-3	0-1	0-2	2013
<b>TOTAL</b>	<b>24-25</b>	<b>12-11</b>	<b>12-14</b>	<b>Series: 6-6</b>

# POSTSEASON

## 2004 - Finish: 76-66; 2<sup>nd</sup> North Division

### NORTH DIVISION CHAMPIONSHIP - NEW HAMPSHIRE FISHER CATS - B-METS LOSE SERIES (3-1)

#### Game 1 - September 8, 2004

	1	2	3	4	5	6	7	8	9	R	H	E
Binghamton	0	0	0	0	0	0	0	0	0	0	1	1
New Hampshire	0	0	0	0	0	0	2	0	x	2	6	1

W: Gustavo Chacin (1-0)

T: 2:29

A: 2,294

L: Tim Lavigne (0-1)

Fisher Cats lead series (1-0)

S: Jordan DeJong (1)

#### Game 2 - September 9, 2004

	1	2	3	4	5	6	7	8	9	R	H	E
Binghamton	0	0	1	1	0	0	2	0	0	4	7	2
New Hampshire	3	0	0	1	4	2	0	0	x	10	14	1

W: Brandon League (1-0)

T: 2:48

A: 2,323

L: Jason Scobie (0-1)

Fisher Cats lead series (2-0)

#### Game 3 - September 10, 2004

	1	2	3	4	5	6	7	8	9	10	R	H	E
New Hampshire	0	0	0	0	0	0	0	0	0	0	0	6	2
Binghamton	0	0	0	0	0	0	0	0	0	1	1	6	2

W: P.J. Bevis (1-0)

T: 2:32

A: 2,105

L: John Ogitree (0-1)

Fisher Cats lead series (2-1)

#### Game 4 - September 11, 2004

	1	2	3	4	5	6	7	8	9	R	H	E
New Hampshire	0	0	1	0	2	0	0	2	0	5	8	0
Binghamton	0	0	0	0	0	0	2	0	0	2	6	2

W: Francisco Rosario (1-0)

T: 2:33

A: 2,042

L: Ken Chenard (0-1)

Fisher Cats win series (3-1)

S: Jordan DeJong (2)

## 2013 - Finish: 86-55; 1<sup>st</sup> Eastern Division

### EASTERN DIVISION CHAMPIONSHIP - TRENTON THUNDER - B-METS LOSE SERIES (3-0)

#### Game 1 - September 4, 2013

	1	2	3	4	5	6	7	8	9	10	R	H	E
Binghamton	1	0	0	2	0	0	0	0	0	2	5	13	0
Trenton	2	0	0	1	0	0	2	0	0	3	6	13	1

W: Pat Venditte (1-0)

T: 3:48

A: 2,723

L: Jeff Walters (0-1)

Thunder lead series (1-0)

#### Game 2 - September 5, 2013

	1	2	3	4	5	6	7	8	9	R	H	E
Binghamton	0	0	0	0	1	0	0	0	0	1	2	0
Trenton	0	0	1	0	0	0	1	0	x	2	7	0

W: Zach Nuding (1-0)

T: 2:26

A: 2,877

L: Darin Gorski (0-1)

Thunder lead series (2-0)

S: Tommy Kahnle (1)



# POSTSEASON

## Game 3 - September 6, 2013

	1	2	3	4	5	6	7	8	9	R	H	E
Trenton	0	0	0	0	2	0	1	0	0	3	10	0
Binghamton	0	0	0	0	0	0	0	0	0	0	11	1

W: Shane Greene (1-0)

T: 3:29

A: 4,360

L: Logan Verrett (0-1)

Thunder wins series (3-0)

S: Danny Burawa (1)

## 2014 - Finish: 83-59; 2<sup>nd</sup> Eastern Division

### EASTERN DIVISION CHAMPIONSHIP - PORTLAND SEA DOGS - B-METS WIN SERIES (3-2)

#### Game 1 - September 3, 2014

	1	2	3	4	5	6	7	8	9	R	H	E
Portland	0	0	0	1	0	4	0	0	0	5	8	2
Binghamton	0	0	1	0	0	1	0	3	3	8	10	0

W Cody Satterwhite (1-0)

T: 3:00

A: 1,635

L: Noe Ramirez (0-1)

B-Mets lead series (1-0)

#### Game 2 - September 4, 2014

	1	2	3	4	5	6	7	8	9	R	H	E
Portland	0	5	1	0	1	0	0	0	0	7	11	0
Binghamton	0	0	0	0	0	0	0	0	0	0	8	2

W: Justin Haley (1-0)

T: 2:54

A: 2,047

L: Greg Peavey (0-1)

Series tied (1-1)

S: Wilfredo Boscan (1)

#### Game 3 - September 5, 2014

	1	2	3	4	5	6	7	8	9	R	H	E
Binghamton	0	0	0	0	0	2	1	0	0	3	4	2
Portland	0	1	0	0	2	0	3	0	X	6	10	1

W: Aaron Kurcz (1-0)

T: 2:50

A: 5,034

L: Paul Sewald (0-1)

Sea Dogs lead series (2-1)

#### Game 4 - September 6, 2014

	1	2	3	4	5	6	7	8	9	R	H	E
Binghamton	0	0	1	0	3	7	0	0	0	11	13	0
Portland	1	0	0	1	0	0	0	2	0	4	6	2

W: Rainy Lara (1-0)

T: 3:04

A: 3,077

L: Mike Augliera (0-1)

Series tied (2-2)

#### Game 5 - September 7, 2014

	1	2	3	4	5	6	7	8	9	R	H	E
Binghamton	2	0	0	6	0	0	0	0	0	8	13	0
Portland	1	0	0	1	1	2	0	0	0	5	12	1

W: Gabriel Ynoa (1-0)

T: 3:10

A: 2,813

L: Luis Diaz (0-1)

B-Mets win series (3-2)

S: Cody Satterwhite (1)

# POSTSEASON

## EASTERN LEAGUE CHAMPIONSHIP - RICHMOND FLYING SQUIRRELS - B-METS WIN SERIES (3-0)

### Game 1 - September 9, 2014

	1	2	3	4	5	6	7	8	9	R	H	E
Binghamton	0	1	0	0	2	0	0	2	0	5	11	0
Richmond	0	0	1	0	1	0	0	0	0	2	7	0

W: Tyler Pill (1-0)

T: 3:07

A: 2,839

L: Clayton Blackburn (0-1)

B-Mets lead series (1-0)

S: Cody Satterwhite (2)

### Game 2 - September 10, 2014

	1	2	3	4	5	6	7	8	9	R	H	E
Binghamton	0	2	0	0	0	0	0	3	0	5	6	0
Richmond	0	1	0	0	0	0	0	0	0	1	6	0

W: Greg Peavey (1-1)

T: 2:45

A: 4,269

L: Adalberto Mejia (0-1)

B-Mets lead series (2-0)

### Game 3 - September 12, 2014

	1	2	3	4	5	6	7	8	9	R	H	E
Richmond	0	0	0	0	0	0	0	1	0	1	4	0
Binghamton	0	0	0	1	0	0	0	0	1	2	8	0

W: Cody Satterwhite (2-0)

T: 2:29

A: 5,904

L: Steven Okert (0-1)

B-Mets win series (3-0)

## 2015 - Finish: 77-64; 2<sup>nd</sup> Eastern Division

## EASTERN DIVISION CHAMPIONSHIP - READING FIGHTIN PHILS - B-METS LOSE SERIES (0-3)

### Game 1 - September 9, 2015

	1	2	3	4	5	6	7	8	9	R	H	E
Reading	4	0	0	0	3	2	0	0	0	9	18	1
Binghamton	0	1	0	0	0	0	1	2	0	4	8	0

W: Zach Eflin (1-0)

T: 2:49

A: 1,617

L: Tyler Pill (0-1)

Fightin Phils lead series (1-0)

### Game 2 - September 11, 2015

	1	2	3	4	5	6	7	8	9	R	H	E
Reading	0	1	1	0	0	1	0	0	0	3	10	0
Binghamton	0	0	0	0	0	0	0	0	0	0	3	0

W: Jake Thompson (1-0)

T: 2:24

A: 1,898

L: Robert Gsellman (0-1)

Fightin Phils lead series (2-0)

### Game 3 - September 12, 2015

	1	2	3	4	5	6	7	8	9	R	H	E
Binghamton	0	0	0	2	0	0	0	0	0	2	5	0
Reading	1	3	0	0	0	0	0	0	X	4	7	1

W: Ben Lively (1-0)

T: 2:56

A: 5,115

L: Gabriel Ynoa (0-1)

Fightin Phils win series (3-0)

S: Stephen Shackleford (1)



# FRANCHISE RECORDS

# SINGLE-SEASON BATTING LEADERS

## BATTING AVERAGE\*

1. Jay Payton	.345	(1995)
2. Phillip Evans	.335	(2016)
3. Michel Abreu	.332	(2006)
4. Mike Jacobs	.329	(2003)
5. Josh Thole	.328	(2009)
6. Josh Satin	.325	(2011)
7. Mike Jacobs	.321	(2005)
8. Gavin Cecchini	.317	(2015)
9. Scott Hunter	.314	(1998)
10. Tate Seefried	.313	(1997)
Jason Tyner	.313	(1999)

## HOME RUNS

1. Matt Raleigh	37	(1997)
2. Tate Seefried	29	(1997)
Robert Stratton	29	(2001)
4. Brahiam Maldonado	28	(2011)
5. Bryon Gainey	25	(1999)
Butch Huskey	25	(1993)
Mike Jacobs	25	(2005)
8. Brett Harper	24	(2007)
Alan Zinter	24	(1993)
10. Brian Burgamy	23	(2014)

## RUNS BATTED IN

1. Chris Saunders	105	(1996)
2. Butch Huskey	98	(1993)
3. Mike Jacobs	93	(2005)
4. Dominic Smith	91	(2016)
5. Brett Harper	88	(2007)
6. Alan Zinter	87	(1993)
7. Robert Stratton	83	(2001)
8. Allan Dykstra	82	(2013)
9. Mike Jacobs	81	(2003)
10. Tate Seefried	79	(1997)

## GAMES

1. Chris Saunders	141	(1996)
2. Butch Huskey	139	(1993)
Jose Coronado	139	(2008)
4. Rodney Nye	138	(2003)
Chris Butterfield	138	(1992)
6. Bryon Gainey	137	(1999)
7. Tim Howard	136	(1992)
8. Brian Daubach	135	(1995)
Prentice Redman	135	(2002)
10. Three tied with	134	

## PLATE APPEARANCES

1. Chris Saunders	604	(1996)
2. Ricky Otero	592	(1994)
3. Jason Tyner	590	(1999)
4. Butch Huskey	584	(1993)
5. Jose Coronado	582	(2008)
6. Mo Bruce	575	(1999)
7. Edgardo Alfonzo	574	(1994)
8. Prentice Redman	570	(2002)
Wayne Lydon	570	(2004)
10. Mike Carp	566	(2008)

## AT BATS

1. Ricky Otero	531	(1994)
2. Butch Huskey	526	(1993)
3. Jason Tyner	518	(1999)
4. Chris Saunders	510	(1996)
5. Jose Coronado	507	(2008)
6. Wayne Lydon	506	(2004)
7. Tim Howard	505	(1992)
8. Ricky Otero	503	(1993)
9. Bryon Gainey	502	(1999)
10. Ron Acuna	500	(2004)
Mo Bruce	500	(1999)

## RUNS

1. Ricky Otero	96	(1994)
2. Jason Tyner	91	(1999)
3. Edgardo Alfonzo	89	(1994)
4. Quilvio Veras	87	(1993)
5. Danny Muno	86	(2013)
6. Chris Saunders	82	(1996)
7. Kirk Nieuwenhuis	81	(2010)
8. Four tied with	80	

## HITS

1. Jason Tyner	162	(1999)
2. Ricky Otero	156	(1994)
3. Scott Hunter	153	(1998)
4. Chris Saunders	152	(1996)
5. Ron Acuna	150	(2004)
6. Rodney Nye	148	(2003)
7. Dominic Smith	146	(2016)
Edgardo Alfonzo	146	(1994)
9. Ron Acuna	144	(2003)
10. Mike Carp	143	(2008)

## DOUBLES

1. Jason Hardtke	42	(1995)
2. Rodney Nye	41	(2003)
3. Mike Jacobs	37	(2005)
4. Mike Jacobs	36	(2003)
5. Prentice Redman	35	(2002)
Aarom Baldiris	35	(2005)
Kirk Nieuwenhuis	35	(2010)
Earl Snyder	35	(2001)
Josh Satin	35	(2011)
10. Edgardo Alfonzo	34	(1994)

## TRIPLES

1. Wayne Lydon	13	(2005)
2. Ricky Otero	10	(1993)
Terrence Long	10	(1998)
4. Ricky Otero	9	(1994)
Tim Howard	9	(1992)
6. Angel Pagan	8	(2004)
Carlos Gomez	8	(2006)
Jose Reyes	8	(2002)
9. Six tied with	7	

## EXTRA-BASE HITS

1. Mike Jacobs	64	(2005)
2. Robert Stratton	60	(2001)
3. Bryon Gainey	59	(1999)
4. Earl Snyder	57	(2001)
5. Rodney Nye	56	(2003)
Brian Burgamy	56	(2014)
7. Mike Jacobs	54	(2003)
8. Kirk Nieuwenhuis	53	(2010)
9. Alan Zinter	52	(1993)
Matt Raleigh	52	(1997)

## TOTAL BASES

1. Mike Jacobs	255	(2005)
2. Robert Stratton	239	(2001)
3. Brett Harper	238	(2007)
4. Chris Saunders	236	(1996)
5. Bryon Gainey	234	(1999)
6. Butch Huskey	232	(1993)
7. Edgardo Alfonzo	229	(1994)
Rodney Nye	229	(2003)
9. Brian Burgamy	227	(2014)
10. Ricky Otero	226	(1994)
Scott Hunter	226	(1998)

\* - Minimum 384 plate appearances

# SINGLE-SEASON BATTING LEADERS

## ON-BASE PERCENTAGE\*

1. Allan Dykstra	.436	(2013)
2. Mark Kiger	.432	(2007)
3. Quilvio Veras	.430	(1993)
4. Josh Satin	.423	(2011)
5. Tate Seefried	.405	(1997)
6. Michel Abreu	.404	(2006)
7. Brian Daubach	.403	(1996)
Mike Carp	.403	(2008)
9. Jay Payton	.395	(1995)
Josh Thole	.395	(2009)

## SLUGGING PERCENTAGE\*

1. Tate Seefried	.621	(1997)
2. Mike Jacobs	.589	(2005)
3. Mike Jacobs	.548	(2003)
4. Josh Satin	.538	(2011)
5. Jay Payton	.535	(1995)
6. Michel Abreu	.530	(2006)
7. Nick Evans	.527	(2010)
8. Earl Snyder	.526	(2001)
9. Matt Raleigh	.513	(1997)
10. Kirk Nieuwenhuis	.510	(2010)

## ON-BASE + SLUGGING\*

1. Tate Seefried	1.025	(1997)
2. Mike Jacobs	.965	(2005)
3. Josh Satin	.962	(2011)
4. Allan Dykstra	.938	(2013)
5. Michel Abreu	.935	(2006)
6. Jay Payton	.930	(1995)
7. Mike Jacobs	.923	(2003)
8. Brian Daubach	.910	(1996)
Mark Kiger	.910	(2007)
10. Earl Snyder	.900	(2001)

## STRIKEOUTS

1. Robert Stratton	201	(2001)
2. Bryon Gainey	184	(1999)
3. Corey Ragsdale	182	(2006)
4. Matt Raleigh	169	(1997)
5. Braham Maldonado	146	(2011)
6. Yuri Sanchez	135	(1999)
7. Mo Bruce	134	(1999)
Dustin Lawley	134	(2014)
9. Bryon Gainey	132	(2000)
10. Allan Dykstra	131	(2011)

## WALKS

1. Allan Dykstra	102	(2013)
2. Danny Muno	92	(2013)
3. Quilvio Veras	91	(1993)
4. Alan Zinter	90	(1993)
5. Matt Raleigh	79	(1997)
Mike Carp	79	(2008)
7. Mark Kiger	75	(2007)
8. Brian Daubach	74	(1996)
9. Chris Saunders	73	(1996)
10. Brian Burgamy	71	(2014)

## INTENTIONAL WALKS

1. Tate Seefried	10	(1997)
2. Brian Daubach	9	(1996)
Michel Abreu	9	(2006)
4. Chris Butterfield	8	(1992)
5. Alan Zinter	7	(1993)
Dan Murphy	7	(2008)
Brett Harper	7	(2007)
8. Seven tied with	6	

## STOLEN BASES

1. Esix Snead	66	(2002)
2. Wayne Lydon	65	(2004)
3. Quilvio Veras	52	(1993)
4. Jason Tyner	49	(1999)
5. Prentice Redman	43	(2002)
6. Wayne Lydon	42	(2005)
7. Carlos Gomez	41	(2006)
8. Scott Hunter	39	(1998)
9. Mo Bruce	33	(1999)
Jordany Valdespin	33	(2011)
Ricky Otero	33	(1994)

## CAUGHT STEALING

1. Wayne Lydon	20	(2004)
2. Quilvio Veras	19	(1993)
3. Esix Snead	18	(2002)
Rob Katzaroff	18	(1992)
5. Jason Tyner	16	(1999)
Ricky Otero	16	(1994)
Scott Pagano	16	(1996)
Mike Curry	16	(2001)
9. Scott Hunter	15	(1998)
Ricky Otero	15	(1993)

## HIT BY PITCH

1. Carlos Gomez	20	(2006)
2. Dan Held	17	(2000)
3. Cesar Puello	16	(2013)
4. Jay Caligiuri	15	(2006)
5. Rodney Nye	13	(2002)
6. Garrett Neubart	12	(1998)
Justin Huber	12	(2004)
Allan Dykstra	12	(2011)
9. Four tied with	11	

## SACRIFICE FLIES

1. Chris Saunders	11	(1996)
2. Matt Oberste	9	(2016)
Jeff Barry	9	(1995)
Josh Thole	9	(2009)
Jason Hardtke	9	(1995)
Tim Howard	9	(1992)
7. Scott Hunter	8	(1998)
Mike Jacobs	8	(2003)
Jeff Barry	8	(1994)
Chris Basak	8	(2003)
Butch Huskey	8	(1993)

## SACRIFICE BUNTS

1. Wayne Lydon	19	(2005)
2. Esix Snead	16	(2002)
3. Ruben Tejada	15	(2009)
4. Jose Coronado	12	(2008)
5. Jose Coronado	11	(2009)
Emmanuel Garcia	11	(2009)
Emmanuel Garcia	11	(2008)
Wayne Lydon	11	(2004)
Jesus Sanchez	11	(1998)
10. Kevin Morgan	10	(1996)
Bert Hunter	10	(1992)

## DOUBLE PLAYS

1. Juan Centeno	21	(2012)
2. Jefry Marte	20	(2012)
3. Jose Coronado	16	(2009)
4. Jose Coronado	15	(2008)
Kevin Morgan	15	(1996)
Jorge Padilla	15	(2006)
Brian Burgamy	15	(2014)
8. Five tied with	14	

\* - Minimum 384 plate appearances

# CAREER BATTING LEADERS

## BATTING AVERAGE\*

1. TJ Rivera	.349	(14-15)
2. Jay Payton	.337	(94-96)
3. Phillip Evans	.335	(16)
4. Michel Abreu	.332	(06)
5. Josh Thole	.328	(09)
6. Mike Jacobs	.325	(03,05)
7. Josh Satin	.317	(10-11)
8. Gavin Cecchini	.316	(14-15)
9. Tate Seefried	.313	(97)
Jason Tyner	.313	(99)

## HOME RUNS

1. Brett Harper	47	(04-07)
Allan Dykstra	47	(11-13)
3. Matt Raleigh	43	(97-98)
4. Mike Jacobs	42	(03,05)
Brahiam Maldonado	42	(10-11)
6. Scott Hunter	41	(97-98,01-02)
7. Alan Zinter	40	(92-93)
8. Chris Saunders	38	(94-97)
9. Bryon Gainey	36	(99-00)
10. Nick Evans	34	(08-10)

## RUNS BATTED IN

1. Chris Saunders	263	(94-97)
2. Allan Dykstra	184	(11-13)
3. Mike Jacobs	174	(03,05)
4. Rodney Nye	168	(01-03)
5. Brett Harper	164	(04-07)
6. Josh Rodriguez	157	(12-13,15)
7. Jose Coronado	155	(07-11)
8. Scott Hunter	149	(97-98,01-02)
9. Brian Daubach	148	(95-96)
10. Caleb Stewart	142	(07-09)

## GAMES

1. Jose Coronado	502	(07-11)
2. Chris Saunders	425	(94-97)
3. Rodney Nye	368	(01-03)
4. Jay Davis	340	(93-95)
5. Jon Malo	325	(08-11)
6. Jesus Aquaje	320	(95-98)
7. Chris Basak	315	(01-04)
8. Allan Dykstra	305	(11-13)
9. Caleb Stewart	303	(07-09)
10. Scott Hunter	299	(97-98,01-02)
Josh Rodriguez	299	(12-13,15)

## PLATE APPEARANCES

1. Jose Coronado	1,970	(07-11)
2. Chris Saunders	1,791	(94-97)
3. Rodney Nye	1,435	(01-03)
4. Jay Davis	1,267	(93-95)
5. Chris Basak	1,258	(01-04)
6. Jesus Azuaje	1,249	(95-98)
7. Scott Hunter	1,241	(97-98,01-02)
Josh Rodriguez	1,241	(12-13,15)
9. Allan Dykstra	1,212	(11-13)
10. Kevin Morgan	1,182	(95-97)

## AT BATS

1. Jose Coronado	1,731	(07-11)
2. Chris Saunders	1,561	(94-97)
3. Rodney Nye	1,234	(01-03)
4. Jay Davis	1,177	(93-95)
5. Scott Hunter	1,118	(97-98,01-02)
6. Chris Basak	1,100	(01-04)
7. Josh Rodriguez	1,067	(12-13,15)
8. Jesus Azuaje	1,050	(95-98)
9. Ricky Otero	1,034	(93-94)
10. Caleb Stewart	1,031	(07-09)

## RUNS

1. Chris Saunders	224	(94-97)
2. Jose Coronado	208	(07-11)
3. Scott Hunter	182	(97-98,01-02)
4. Josh Rodriguez	177	(12-13,15)
5. Rodney Nye	173	(01-03)
6. Jay Davis	167	(93-95)
7. Chris Basak	166	(01-04)
8. Jesus Azuaje	162	(95-98)
9. Ricky Otero	159	(93-94)
10. Prentice Redman	155	(02,04-05)

## HITS

1. Chris Saunders	436	(94-97)
2. Jose Coronado	427	(07-11)
3. Rodney Nye	340	(01-03)
4. Jay Davis	334	(93-95)
5. Scott Hunter	316	(97-98,01-02)
6. Ron Acuna	299	(02-04)
7. Josh Rodriguez	298	(12-13,15)
8. Chris Basak	293	(01-04)
9. Ricky Otero	289	(93-94)
10. Jesus Azuaje	274	(95-98)

## DOUBLES

1. Chris Saunders	91	(94-97)
2. Rodney Nye	81	(01-03)
3. Jose Coronado	77	(07-11)
4. Prentice Redman	76	(02,04-05)
5. Mike Jacobs	73	(03,05)
6. Chris Basak	70	(01-04)
7. Josh Rodriguez	68	(12-13,15)
8. Eric Campbell	59	(10-12)
Josh Satin	59	(10-11)
10. Jesus Azuaje	58	(95-98)

## TRIPLES

1. Wayne Lydon	19	(04-05)
Ricky Otero	19	(93-94)
3. Jay Davis	13	(93-95)
4. Chris Basak	11	(01-04)
5. Darrell Ceciliani	10	(13-14)
Jeff Duncan	10	(03-05)
Tim Howard	10	(92-93)
Terrence Long	10	(98)
Dwight Maness	10	(96-98)
Juan Lagares	10	(11-12,14,16)

## EXTRA-BASE HITS

1. Chris Saunders	137	(94-97)
2. Mike Jacobs	118	(03,05)
3. Rodney Nye	116	(01-03)
4. Prentice Redman	108	(02,04-05)
5. Josh Rodriguez	106	(12-13,15)
6. Brett Harper	102	(04-07)
7. Allan Dykstra	101	(11-13)
Chris Basak	101	(01-04)
9. Nick Evans	99	(08-10)
10. Scott Hunter	96	(97-98,01-02)

## TOTAL BASES

1. Chris Saunders	657	(94-97)
2. Jose Coronado	542	(07-11)
3. Rodney Nye	521	(01-03)
4. Scott Hunter	499	(97-98,01-02)
5. Mike Jacobs	478	(03,05)
6. Josh Rodriguez	472	(12-13,15)
7. Brett Harper	464	(04-07)
8. Allan Dykstra	452	(11-13)
9. Chris Basak	445	(01-04)
10. Jay Davis	434	(93-95)

\* - Minimum 384 plate appearances

# CAREER BATTING LEADERS

## ON-BASE PERCENTAGE\*

1. Quilvio Veras	.430	(93)
2. Mark Kiger	.424	(07,09)
3. Allan Dykstra	.415	(11-13)
4. Josh Satin	.410	(10-11)
5. Tate Seefried	.405	(97)
6. Michel Abreu	.404	(06)
7. Josh Thole	.395	(09)
8. Lucas Duda	.389	(09-10)
Jay Payton	.389	(94-96)
David Bacani	.389	(03-05)

## SLUGGING PERCENTAGE\*

1. Tate Seefried	.621	(97)
2. Mike Jacobs	.569	(03,05)
3. Nick Evans	.532	(08-10)
4. Michel Abreu	.530	(06)
5. Earl Snyder	.526	(01)
6. Kirk Nieuwenhuis	.521	(09-10)
7. Jay Payton	.513	(94-96)
8. Josh Satin	.508	(10-11)
9. Brian Burgamy	.504	(14)
10. Daniel Murphy	.496	(08)

## ON-BASE + SLUGGING\*

1. Tate Seefried	1.025	(97)
2. Mike Jacobs	.945	(03,05)
3. Michel Abreu	.935	(06)
4. Josh Satin	.918	(10-11)
5. Jay Payton	.902	(94-96)
6. Earl Snyder	.900	(01)
7. Nick Evans	.895	(08-10)
8. Allan Dykstra	.889	(11-13)
9. Brian Burgamy	.880	(14)
10. Terrence Long	.871	(98)

## STRIKEOUTS

1. Jose Coronado	343	(07-11)
2. Allan Dykstra	319	(11-13)
3. Bryon Gainey	316	(99-00)
4. Chris Saunders	302	(94-97)
5. Corey Ragsdale	289	(05-07)
6. Brett Harper	283	(04-07)
7. Chris Basak	272	(01-04)
8. Rodney Nye	253	(01-03)
9. Caleb Stewart	233	(07-09)
10. Brahiam Maldonado	230	(10-11)

## WALKS

1. Allan Dykstra	222	(11-13)
2. Chris Saunders	173	(94-97)
3. Jose Coronado	170	(07-11)
4. Rodney Nye	162	(01-03)
5. Alan Zinter	160	(92-93)
6. Jesus Azuaje	153	(95-98)
7. Josh Rodriguez	152	(12-13,15)
8. Brian Daubach	125	(95-96)
9. Eric Campbell	124	(10-12)
10. Mike Carp	118	(07-08)

## INTENTIONAL WALKS

1. Brian Daubach	14	(95-96)
2. Alan Zinter	12	(92-93)
3. Brett Harper	11	(04-07)
4. Jeff Barry	10	(94-95)
Tate Seefried	10	(97)
6. Chris Butterfield	9	(92-93)
Michel Abreu	9	(06)
9. Jose Coronado	8	(07-11)
Bobby Malek	8	(04-06)
10. Four tied with	7	

## STOLEN BASES

1. Wayne Lydon	107	(04-05)
2. Scott Hunter	82	(97-98,01-02)
3. Esix Snead	66	(02)
4. Ricky Otero	62	(93-94)
5. Prentice Redman	54	(02,04-05)
Mo Bruce	54	(99-00)
7. Quilvio Veras	52	(93)
8. Chris Basak	49	(01-04)
9. Jason Tyner	49	(99)
10. Ron Acuna	47	(02-04)
Darrell Ceciliani	47	(13-14)

## CAUGHT STEALING

1. Wayne Lydon	34	(04-05)
2. Scott Hunter	32	(97-98,01-02)
3. Ricky Otero	31	(93-94)
4. Chris Basak	29	(01-04)
5. Ron Acuna	25	(02-04)
6. Mo Bruce	21	(99-00)
7. Quilvio Veras	19	(93)
8. Allen Dina	19	(99-01)
Emmanuel Garcia	19	(08-09)
10. Esix Snead	18	(02)
Rob Katzaroff	18	(92)

## HIT BY PITCH

1. Xorge Carrillo	28	(13-16)
2. Allan Dykstra	25	(11-13)
3. Caleb Stewart	22	(07-09)
4. Jay Caligiuri	22	(05-06)
5. Garrett Neubart	20	(98-99)
6. Carlos Gomez	20	(06)
7. Chris Saunders	19	(94-97)
8. Rodney Nye	19	(01-03)
9. Justin Huber	19	(03-04)
10. Tony Darden	18	(98-99)
Wilfredo Tovar	18	(12-14)

## SACRIFICE FLIES

1. Chris Saunders	29	(94-97)
2. Jeff Barry	17	(94-95)
Jose Coronado	17	(07-11)
4. Scott Hunter	15	(97-98,01-02)
Chris Basak	15	(01-04)
6. Mike Jacobs	14	(03,05)
7. Rodney Nye	12	(01-03)
Prentice Redman	12	(02,04-05)
Tim Howard	12	(92-93)
Allan Dykstra	12	(11-13)

## SACRIFICE BUNTS

1. Jose Coronado	41	(07-11)
2. Wayne Lydon	30	(04-05)
3. Emmanuel Garcia	22	(08-09)
4. Jesus Azuaje	21	(95-98)
5. Kevin Morgan	20	(95-97)
John Tamargo	20	(99-01)
7. Jon Malo	18	(08-11)
David Bacani	18	(03-05)
Jesus Sanchez	18	(97-98)
10. Five tied with	16	

## DOUBLE PLAYS

1. Jose Coronado	42	(07-11)
2. Chris Saunders	32	(94-97)
3. Jayce Boyd	31	(14-16)
4. Eric Campbell	30	(10-12)
5. Juan Centeno	28	(10,12-14)
Wilfredo Tovar	28	(12-14)
Xorge Carrillo	28	(13-16)
8. Jesus Azuaje	27	(95-98)
Pedro Grifol	27	(96-98)
Mike Carp	27	(07-08)

\* - Minimum 384 plate appearances

# SINGLE-SEASON PITCHING LEADERS

GAMES			GAMES STARTED			INNINGS PITCHED		
1. Jim McCready	63	(1994)	1. Bill Pulsipher	28	(1994)	1. Bill Pulsipher	201.0	(1994)
2. Bryan Rogers	62	(1993)	2. Mark Corey	27	(1999)	2. Cory Lidle	190.1	(1996)
3. Rich Turrentine	61	(1997)	3. Miguel Pinango	27	(2006)	3. Chris Roberts	175.1	(1994)
4. Roy Merritt	60	(2010)	Arnold Gooch	27	(1997)	4. Denny Harriger	170.2	(1993)
5. Luis Arroyo	57	(1998)	Arnold Gooch	27	(1998)	5. Joe Roa	167.1	(1993)
6. Roy Merritt	56	(2009)	Cory Lidle	27	(1996)	6. Juan Castillo	165.2	(1993)
7. Andy Beckerman	55	(1994)	Dan Murray	27	(1998)	7. Jesus Sanchez	165.1	(1997)
Corey Brittan	55	(2000)	Chris Roberts	27	(1994)	8. Joe Vitko	165.0	(1992)
9. Corey Brittan	54	(1999)	Jose Sanchez	27	(2007)	9. Dan Murray	164.1	(1998)
10. Four tied with	53		10. Nine tied with	26		10. Arnold Gooch	163.2	(1998)

WINS			LOSSES			SAVES		
1. Bill Pulsipher	14	(1994)	1. Jason Saenz	15	(2001)	1. Jeff Walters	38	(2013)
Cory Lidle	14	(1996)	2. Arnold Gooch	14	(1998)	2. Jerrod Riggan	28	(2000)
3. Chris Roberts	13	(1994)	Eric Brown	14	(2009)	3. Eddie Kunz	27	(2008)
Denny Harriger	13	(1993)	4. Mark Corey	13	(1999)	Mike Welch	27	(1996)
Jesus Sanchez	13	(1997)	Brent Herbison	13	(1999)	5. Paul Sewald	24	(2015)
Jose Sanchez	13	(2008)	6. Seven tied with	12		6. Carlos Muniz	23	(2007)
Dicky Gonzalez	13	(2000)				7. Henry Owens	20	(2006)
8. Seven tied with	12					8. Pete Walker	19	(1993)
						Andy Beckerman	19	(1994)
						10. Jon Velasquez	18	(2015)

EARNED RUN AVERAGE*			STRIKEOUTS			WALKS		
1. Bobby J. Jones	1.88	(1992)	1. Jesus Sanchez	176	(1997)	1. Bill Pulsipher	89	(1994)
2. Paul Wilson	2.17	(1995)	2. Bill Pulsipher	171	(1994)	2. Brent Herbison	81	(1999)
3. Tyler Walker	2.75	(2000)	3. Dan Murray	159	(1998)	3. Jason Saenz	80	(2001)
4. Juan D. Artega	2.80	(1998)	4. Bobby J. Jones	143	(1992)	4. Chris Roberts	77	(1994)
5. Jason Scobie	2.82	(2004)	5. Cory Lidle	141	(1996)	5. Arnold Gooch	76	(1997)
Todd Douma	2.82	(1992)	6. Dicky Gonzalez	138	(2000)	6. Pablo Ochoa	75	(2000)
7. Greg Peavey	2.90	(2014)	7. Orlando Roman	136	(2005)	7. Nick Maness	72	(2002)
8. Yusmeiro Petit	2.91	(2005)	8. Logan Verrett	132	(2013)	8. Ken Pumphrey	71	(1999)
9. Eric Ludwick	2.95	(1995)	9. Eric Ludwick	131	(1995)	9. Jose Diaz	70	(2004)
Denny Harriger	2.95	(1993)	10. Robert Person	130	(1994)	10. Four tied with	68	
			Yusmeiro Petit	130	(2005)			

WHIP*			OPPONENTS' AVERAGE*			HITS ALLOWED		
1. Yusmeiro Petit	0.92	(2005)	1. Tyler Walker	.191	(2000)	1. Joe Roa	190	(1993)
2. Paul Wilson	0.94	(1995)	2. Paul Wilson	.208	(1995)	2. Cory Lidle	186	(1996)
3. Willie Collazo	1.01	(2006)	3. Yusmeiro Petit	.209	(2005)	3. Bill Pulsipher	179	(1994)
4. Bobby J. Jones	1.02	(1992)	Bobby J. Jones	.209	(1992)	Arnold Gooch	179	(1997)
5. Greg Peavey	1.03	(2014)	5. Eric Ludwick	.212	(1995)	5. Mark Corey	175	(1999)
6. Dicky Gonzalez	1.12	(2000)	6. Robert Person	.219	(1994)	6. Denny Harriger	174	(1993)
John Johnstone	1.12	(1992)	7. Greg Peavey	.221	(2014)	7. Pablo Ochoa	171	(2000)
8. Tyler Walker	1.13	(2000)	Ken Chenard	.221	(2004)	Pat Strange	171	(2001)
9. Logan Verrett	1.14	(2013)	9. Zack Wheeler	.225	(2012)	9. Greg Peavey	169	(2012)
10. Zack Wheeler	1.16	(2012)	10. Dicky Gonzalez	.234	(2000)	10. Nick Maness	168	(2001)
Tyler Pill	1.16	(2014)						

\* - Minimum 113.2 innings pitched



# SINGLE-SEASON PITCHING LEADERS

## RUNS ALLOWED

1. Brent Herbison	115	(1999)
2. Mark Corey	108	(1999)
3. Arnold Gooch	106	(1997)
4. Jason Saenz	97	(2001)
5. Ken Pumphrey	95	(1999)
6. Pablo Ochoa	94	(2000)
Pat Strange	94	(2001)
Nick Maness	94	(2001)
9. Juan Castillo	93	(1993)
10. Arnold Gooch	92	(1998)

## EARNED RUNS ALLOWED

1. Brent Herbison	97	(1999)
2. Mark Corey	93	(1999)
3. Arnold Gooch	91	(1997)
4. Jason Saenz	90	(2001)
5. Pablo Ochoa	85	(2000)
6. Juan Castillo	84	(1993)
7. Pat Strange	83	(2001)
8. Dylan Owen	81	(2009)
Greg Peavey	81	(2012)
10. Nick Maness	79	(2001)
Jesus Sanchez	79	(1997)

## HOME RUNS ALLOWED

1. Juan Castillo	27	(1993)
2. Jesus Sanchez	25	(1997)
3. Mark Guerra	23	(1996)
4. Logan Verrett	21	(2013)
5. Brent Herbison	20	(1999)
Miguel Pinango	20	(2006)
Darin Gorski	20	(2012)
8. Nelson Figueroa	19	(1998)
9. Seven tied with	18	

## WILD PITCHES

1. Brad Holt	18	(2011)
2. Rich Turrentine	17	(1997)
3. Jason Saenz	16	(2001)
4. Ken Chenard	15	(2004)
5. Arnold Gooch	14	(1998)
Cory Lidle	14	(1996)
7. Darin Gorski	13	(2012)
8. Five tied with	12	

## HIT BATSMEN

1. Ken Pumphrey	15	(1999)
2. Brandon Moore	14	(2011)
Brent Herbison	14	(1999)
Eddie Kunz	14	(2010)
5. Eric Brown	13	(2009)
Juan Castillo	13	(1993)
Brandon Nall	13	(2007)
8. Five tied with	12	

## BALKS

1. Bill Pulsipher	5	(1994)
Hector Ramirez	5	(1995)
3. Mark Fuller	4	(1995)
Jeff Tam	4	(1996)
Scott Steward	4	(1998)
6. Eleven tied with	3	

## COMPLETE GAMES

1. Cory Lidle	6	(1996)
2. Bill Pulsipher	5	(1994)
3. Paul Wilson	4	(1995)
Pete Walker	4	(1992)
Bobby J. Jones	4	(1992)
Denny Harriger	4	(1993)
Steve Long	4	(1993)
Joe Vitko	4	(1992)
Arnold Gooch	4	(1997)
10. Nine tied with	3	

## SHUTOUTS

1. Bobby J. Jones	4	(1992)
2. Denny Harriger	3	(1993)
Joe Vitko	3	(1992)
4. Nelson Figueroa	2	(1998)
Robert Person	2	(1994)
Eric Ludwick	2	(1995)
Chris Roberts	2	(1994)
Bob Keppel	2	(2003)
Michael Devaney	2	(2006)
10. Thirtyfour tied with	1	

## HOME RUNS / 9 IP\*

1. Tyler Walker	0.2	(2000)
Kevin Mulvey	0.2	(2007)
Zack Wheeler	0.2	(2012)
4. Bobby J. Jones	0.3	(1992)
Salvador Aguilar	0.3	(2007)
6. Jon Niese	0.4	(2008)
Paul Wilson	0.4	(1995)
Denny Harriger	0.4	(1993)
9. Eight tied with	0.5	

## STRIKEOUTS / 9 IP\*

1. Orlando Roman	10.2	(2005)
2. Yusmeiro Petit	9.9	(2005)
3. Jesus Sanchez	9.6	(1997)
4. Paul Wilson	9.5	(1995)
5. Zack Wheeler	9.1	(2012)
6. Ken Chenard	8.9	(2004)
7. Dan Murray	8.7	(1998)
Tyler Pill	8.7	(2014)
9. Nelson Figueroa	8.4	(1998)
Dicky Gonzalez	8.4	(2000)
Erik Goeddel	8.4	(2013)

## WALKS / 9 IP\*

1. Willie Collazo	1.2	(2006)
2. Joe Roa	1.3	(1993)
3. Yusmeiro Petit	1.4	(2005)
4. Michael Antonini	1.8	(2010)
Mark Cohoon	1.8	(2012)
Paul Wilson	1.8	(1995)
Gabriel Ynoa	1.8	(2015)
8. Juan D. Arteaga	1.9	(1998)
Logan Verret	1.9	(2013)
10. Juan D. Arteaga	2.0	(2000)
Greg Peavey	2.0	(2014)

## STRIKEOUTS / WALKS\*

1. Yusmeiro Petit	7.22	(2005)
2. Paul Wilson	5.29	(1995)
3. Willie Collazo	4.94	(2006)
4. Logan Verrett	4.26	(2013)
5. Tyler Pill	4.14	(2014)
6. Michael Antonini	4.08	(2010)
7. Juan D. Arteaga	3.88	(1998)
8. Dicky Gonzalez	3.83	(2000)
9. Greg Peavey	3.81	(2014)
10. John Johnstone	3.36	(1992)

\* - Minimum 113.2 innings pitched

# CAREER PITCHING LEADERS

## GAMES

1. Tim Lavigne	160	(02-05/08)
2. Adam Kolarek	149	(12-15)
3. Roy Merritt	147	(09-11)
4. Bryan Rogers	125	(92-94)
5. Corey Brittan	118	(98-00)
6. Mark Fuller	117	(94-96)
7. Rich Turrentine	114	(96-99)
8. Mark Guerra	111	(95-98)
9. Edgar Ramirez	100	(09-12)
Tim McNab	98	(05-07/09)

## GAMES STARTED

1. Mark Cohoon	66	(10-13)
2. Jose Sanchez	63	(07-09)
3. Rainy Lara	60	(14-16)
4. Chris Roberts	55	(94-96-97)
5. Arnold Gooch	54	(97-98)
6. Tyler Pill	53	(13-16)
7. Nick Maness	51	(00-03)
8. Michael Antonini	51	(08-10)
9. Greg Peavey	48	(12-14)
10. Darin Gorski	46	(12-14)

## INNINGS PITCHED

1. Mark Cohoon	389.1	(10-13)
2. Jose Sanchez	350.1	(07-09)
3. Chris Roberts	326.2	(94-96-97)
4. Rainy Lara	326.1	(14-16)
5. Arnold Gooch	324.2	(97-98)
6. Tyler Pill	317.0	(13-16)
7. Mark Guerra	309.0	(95-98)
8. Nick Maness	295.2	(00-03)
9. Michael Antonini	292.0	(08-10)
Greg Peavey	292.0	(12-14)

## WINS

1. Tyler Pill	25	(13-16)
2. Mark Cohoon	23	(10-13)
3. Rainy Lara	22	(14-16)
4. Arnold Gooch	21	(97-98)
Juan D. Artega	21	(98-00)
Greg Peavey	21	(12-14)
7. Chris Roberts	20	(94,96-97)
8. Darin Gorski	19	(12-14)
9. Jose Sanchez	18	(07-09)
Juan Castillo	18	(93-94)

## LOSSES

1. Arnold Gooch	26	(97-98)
2. Chris Roberts	23	(94,96-97)
Eric Brown	23	(08-09)
Mark Cohoon	23	(10-13)
5. Jose Sanchez	22	(07-09)
Nick Maness	22	(00-03)
7. Jason Saenz	21	(01-03)
Pete Walker	21	(92-93)
9. Brad Holt	20	(09-12)
Rainy Lara	20	(14-16)

## SAVES

1. Jeff Walters	38	(13)
2. Tim Lavigne	36	(02,05,08)
3. Eddie Kunz	30	(08,10)
4. Jerrod Riggan	28	(00,05)
5. Mike Welch	27	(95-96)
6. Rich Turrentine	26	(96-99)
7. Paul Sewald	24	(14-15)
8. Roy Merritt	23	(09-11)
Carlos Muniz	23	(07,10)
10. Three tied with	20	

## EARNED RUN AVERAGE\*

1. Bobby J. Jones	2.02	(92,99)
2. Joe Crawford	2.30	(94-96)
3. Rafael Montero	2.33	(13,16)
4. Paul Wilson	2.37	(95-96)
5. Bryan Rogers	2.50	(92-94)
6. Corey Brittan	2.63	(98-00)
7. Collin McHugh	2.68	(11-12)
8. Chase Huchingson	2.71	(13-15)
9. Eddie Camacho	2.89	(06-08)
10. Eric Ludwick	2.95	(95)

## STRIKEOUTS

1. Mark Cohoon	272	(10-13)
2. Tyler Pill	266	(13-16)
3. Jose Sanchez	249	(07-09)
4. Darin Gorski	239	(12-14)
5. Nelson Figueroa	232	(97-98)
6. Michael Antonini	224	(08-10)
Chris Roberts	224	(94,96-97)
8. Nick Maness	223	(00-03)
9. Rainy Lara	220	(14-16)
10. Ken Chenard	217	(04-05)

## WALKS

1. Jason Saenz	175	(01-03)
2. Chris Roberts	147	(94,96-97)
3. Nick Maness	145	(00-03)
4. Arnold Gooch	136	(97-98)
5. Eric Niesen	132	(09-11)
6. Brad Holt	131	(09-12)
7. Tim Lavigne	127	(02,05,08)
8. Jose Sanchez	124	(07-09)
9. Nelson Figueroa	112	(97-98)
10. Dylan Owen	109	(08-11,13)

## WHIP\*

1. Yusmeiro Petit	0.95	(04-05)
2. Paul Wilson	0.99	(95-96)
Rafael Montero	0.99	(13,16)
4. Willie Collazo	1.01	(06)
5. Jason Isringhausen	1.04	(94-95)
Bobby J. Jones	1.04	(92,99)
7. Joe Crawford	1.09	(94-96)
8. Darin Gorski	1.10	(12-14)
9. Dicky Gonzalez	1.12	(00)
10. John Johnstone	1.13	(92)
Collin McHugh	1.13	(11-12)

## OPPONENTS' AVERAGE\*

1. Rafael Montero	.202	(13,16)
2. Eric Cammack	.203	(99,02-03)
3. Yusmeiro Petit	.210	(04-05)
4. Eric Ludwick	.212	(95)
Bobby J. Jones	.212	(92,99)
6. Robert Person	.213	(94-95)
Paul Wilson	.213	(95-96)
8. Jason Isringhausen	.215	(94-95)
9. Darin Gorski	.218	(12-14)
10. Tyler Walker	.220	(99-01)

## HITS ALLOWED

1. Mark Cohoon	426	(10-13)
2. Jose Sanchez	396	(07-09)
3. Rainy Lara	346	(14-16)
4. Arnold Gooch	343	(97-98)
5. Chris Roberts	322	(94,96-97)
6. Nick Maness	316	(00-03)
7. Mark Guerra	312	(95-98)
Michael Antonini	312	(08-10)
9. Tyler Pill	307	(13-16)
10. Brian Edmondson	297	(95-97)

\* - Minimum 113.2 innings pitched

# CAREER PITCHING LEADERS

## RUNS ALLOWED

1. Mark Cohoon	203	(10-13)
Jose Sanchez	203	(07-09)
3. Arnold Gooch	198	(97-98)
4. Chris Roberts	186	(94,96-97)
5. Nick Maness	185	(00-03)
6. Jason Saenz	180	(01-03)
7. Rainy Lara	177	(14-16)
8. Eric Brown	161	(08-09)
9. Robert Carson	156	(10-12)
10. Brian Edmondson	155	(95-97)
Brad Holt	155	(09-12)

## EARNED RUNS ALLOWED

1. Jose Sanchez	178	(07-09)
2. Mark Cohoon	167	(10-13)
3. Arnold Gooch	162	(97-98)
4. Nick Maness	161	(00-03)
5. Chris Roberts	159	(94,96-97)
Jason Saenz	159	(01-03)
7. Rainy Lara	157	(14-16)
8. Michael Antonini	150	(08-10)
9. Eric Brown	145	(08-09)
10. Brad Holt	141	(09-12)

## HOME RUNS ALLOWED

1. Mark Guerra	44	(95-98)
2. Michael Antonini	36	(08-10)
3. Chris Roberts	35	(94,96-97)
Rainy Lara	35	(14-16)
5. Nelson Figueroa	33	(97-98)
Brian Edmondson	33	(95-97)
Juan Castillo	33	(93-94)
Mark Cohoon	33	(10-13)
9. Ken Chenard	32	(04-05)
10. Jose Sanchez	31	(07-09)
Nick Maness	31	(00-03)

## WILD PITCHES

1. Jason Saenz	33	(01-03)
2. Brad Holt	30	(09-12)
3. Arnold Gooch	26	(97-98)
4. Ken Chenard	25	(04-05)
5. Rich Turrentine	24	(96-99)
6. Orlando Roman	22	(04-06)
Mark Cohoon	22	(10-13)
8. Edgar Ramirez	18	(09-12)
Brandon Moore	18	(10-12)
10. Greg Peavey	16	(12-14)

## HIT BATSMEN

1. Eric Brown	21	(08-09)
Jason Saenz	21	(01-03)
Mark Cohoon	21	(10-13)
4. Juan Castillo	19	(93-94)
Ken Chenard	19	(04-05)
6. Eric Niesen	18	(09-11)
Joe Cole	18	(02-04)
8. Roy Merritt	17	(09-11)
Bryan Edwards	17	(04-06)
10. Joe Vitko	16	(92,94)
Brandon Moore	16	(10-12)

## BALKS

1. Mark Cohoon	8	(10-13)
2. Hector Ramirez	7	(95-96)
3. Jason Saenz	5	(01-03)
Bill Pulsipher	5	(94,97)
5. Eric Niesen	4	(09-11)
Mark Fuller	4	(94-96)
Joe Roa	4	(93-94)
Jeff Tam	4	(94-96)
Tyler Walker	4	(99-01)
Scott Stewart	4	(98-99)
Rainy Lara	4	(14-16)

## COMPLETE GAMES

1. Arnold Gooch	6	(97-98)
Cory Lidle	6	(96)
3. Juan Castillo	5	(93-94)
Bill Pulsipher	5	(94,97)
5. Ten tied with	4	

## SHUTOUTS

1. Bobby J. Jones	4	(92,99)
2. Joe Vitko	3	(92,94)
Denny Harriger	3	(92,93)
4. Arnold Gooch	2	(97-98)
Chris Roberts	2	(94,96-97)
Robert Person	2	(94-95)
Michael Devaney	2	(06-07)
Nelson Figueroa	2	(97-98)
Eric Ludwick	2	(95)
Bob Keppel	2	(03)
Gabriel Ynoa	2	(14-15)

## HOME RUNS / 9 IP\*

1. Zack Wheeler	0.2	(12)
2. Kevin Mulvey	0.3	(06-07)
Greg Langbehn	0.3	(92,94)
Collin McHugh	0.3	(11-12)
Jon Niese	0.3	(08,13)
Robert Gsellman	0.3	(15-16)
7. Six tied with	0.4	

## STRIKEOUTS / 9 IP\*

1. Eric Cammack	11.4	(99,02-03)
2. Rich Turrentine	10.3	(96-99)
3. Yusmeiro Petit	10.1	(04-05)
4. Jesus Sanchez	9.6	(97)
5. Paul Wilson	9.5	(95-96)
6. Orlando Roman	9.2	(04-06)
7. Zack Wheeler	9.1	(12)
8. Chase Huchingson	9.0	(13-15)
9. Matt Lindstrom	8.8	(05-06)
Collin McHugh	8.8	(11-12)
Octavio Dotel	8.8	(97-98)

## WALKS / 9 IP\*

1. Joe Roa	1.2	(93-94)
Willie Collazo	1.2	(06)
3. Yusmeiro Petit	1.6	(04-05)
4. Tim McNab	1.8	(05,07,09)
5. Gabriel Ynoa	1.8	(14-15)
6. Logan Verrett	1.9	(13)
7. Pete Della Ratta	2.0	(99-01)
8. Paul Wilson	2.1	(95-96)
Mark Cohoon	2.1	(10-13)
10. Four tied with	2.2	

## STRIKEOUTS / WALKS\*

1. Yusmeiro Petit	6.35	(04-05)
2. Willie Collazo	4.94	(06)
3. Paul Wilson	4.55	(95-96)
4. Logan Verrett	4.26	(13)
5. Rafael Montero	3.86	(13,16)
6. Dicky Gonzalez	3.83	(00)
7. Jason Istringhausen	3.66	(94-95)
Pete Della Ratta	3.66	(99-01)
9. Collin McHugh	3.37	(11-12)
10. John Johnstone	3.36	(92)
Joe Roa	3.36	(93-94)

\* - Minimum 113.2 innings pitched

# SINGLE-SEASON FIELDING LEADERS

GAMES			PUTOUTS			ASSISTS		
P Jim McCready	63	(1994)	P Cory Lidle	31	(1996)	P Willie Collazo	38	(2006)
C Brook Fordyce	117	(1992)	C Pedro Grifol	897	(1998)	C Pedro Grifol	81	(1998)
1B Brian Daubach	131	(1995)	1B Brian Daubach	1,137	(1995)	1B Brian Daubach	115	(1996)
2B Doug Saunders	130	(1992)	2B Quilvio Veras	276	(1993)	2B Quilvio Veras	372	(1993)
3B Butch Huskey	138	(1993)	3B Chris Butterfield	108	(1992)	3B Chris Saunders	327	(1996)
SS Jose Coronado	136	(2008)	SS Corey Ragsdale	221	(2006)	SS Jose Coronado	391	(2008)
OF Terrence Long	128	(1998)	OF Juan Lagares	353	(2012)	OF Ron Acuna	21	(2003)
			All Brian Daubach	1,137	(1995)	All Edgardo Alfonzo	408	(1994)

ERRORS			TOTAL CHANCES			FIELDING PERCENTAGE*		
P Octavio Dotel	7	(1997)	P Cory Lidle	65	(1996)	P Sixteen tied with	1.000	
C Yohanny Valera	14	(1999)	C Pedro Grifol	988	(1998)	C Blake Forsythe	.999	(2013)
1B Bryon Gainey	16	(1999)	1B Brian Daubach	1,245	(1995)	1B Michael Abreu	.993	(2006)
2B Chase Lambin	24	(2004)	2B Danny Veras	671	(1993)	2B Danny Muno	.980	(2013)
3B Chris Butterfield	41	(1992)	3B Chris Butterfield	448	(1992)	3B Rodney Nye	.965	(2002)
SS Jose Coronado	30	(2008)	SS Jose Coronado	626	(2008)	SS Wilfredo Tovar	.981	(2013)
OF Ambiorix Concepcion	12	(2008)	OF Juan Lagares	372	(2012)	OF Caleb Stewart	1.000	(2008)
All Chris Butterfield	41	(1992)	All Brian Daubach	1,245	(1995)			

# CAREER FIELDING LEADERS

GAMES			PUTOUTS			ASSISTS		
P Tim Lavigne	160	(0205/08)	P Mark Guerra	35	(95-98)	P Mark Cohoon	85	(10-13)
C Xorge Carrillo	261	(13-16)	C Xorge Carrillo	1,923	(13-16)	C Xorge Carrillo	179	(13-16)
1B Brian Daubach	252	(95-96)	1B Brian Daubach	2,245	(95-96)	1B Brian Daubach	213	(95-96)
2B Jesus Azuaje	257	(95-98)	2B Doug Saunders	475	(92-94)	2B Jesus Azuaje	746	(95-98)
3B Chris Saunders	410	(94-97)	3B Rodney Nye	220	(01-03)	3B Chris Saunders	923	(94-97)
SS Jose Coronado	329	(07-11)	SS Jose Coronado	491	(07-11)	SS Jose Coronado	893	(07-11)
OF Jay Davis	292	(93-95)	OF Caleb Stewart	516	(07-09)	OF Jay Davis	30	(93-95)
			All Brian Daubach	2,245	(95-96)	All Jose Coronado	1,249	(07-11)

ERRORS			TOTAL CHANCES			FIELDING PERCENTAGE*		
P Arnold Gooch	10	(97-98)	P Mark Cohoon	108	(10-13)	P Ten tied with	1.000	
C Pedro Grifol	25	(96-98)	C Xorge Carrillo	2,118	(13-16)	C Blake Forsythe	.999	(13)
1B Bryon Gainey	29	(99-00)	1B Brian Daubach	2,479	(95-96)	1B Nick Evans	.998	(08-10)
2B Doug Saunders	31	(92-94)	2B Jesus Azuaje	1,234	(95-98)	2B Jesus Azuaje	.983	(95-98)
3B Chris Saunders	65	(94-97)	3B Chris Saunders	1,190	(94-97)	3B Shawn Bowman	.975	(08-09)
SS Jose Coronado	63	(07-11)	SS Jose Coronado	1,447	(07-11)	SS Wilfredo Tovar	.977	(12-14)
OF Wayne Lydon	22	(0405)	OF Caleb Stewart	538	(07-09)	OF Jared King	.996	(15-16)
All Jose Coronado	86	(07-11)	All Brian Daubach	2,479	(95-96)			

\* P Minimum 113.2 innings  
 C Minimum 71 games  
 IF & OF Minimum 95 games

# HISTORICAL RECORDS

## BATTING

GAMES		DOUBLES		TOTAL BASES	
<b>INDIVIDUAL, SEASON</b>		<b>INDIVIDUAL, GAME</b>		<b>INDIVIDUAL, GAME</b>	
Chris Saunders (1996)	141	Last: Jayce Boyd	3	Last: Aaron McNeal	13
<b>INDIVIDUAL, CAREER</b>		@ Portland (7/21/16)		v Harrisburg (6/2/02)	
Jose Coronado (07-11)	502	<b>INDIVIDUAL, SEASON</b>		<b>INDIVIDUAL, SEASON</b>	
<b>PLATE APPEARANCES</b>		Jason Hardtke (1995)		Mike Jacobs (2005)	
<b>INDIVIDUAL, SEASON</b>		<b>INDIVIDUAL, CAREER</b>		<b>INDIVIDUAL, CAREER</b>	
Chris Saunders (1996)	604	Chris Saunders (94-97)		Chris Saunders (94-97)	
<b>INDIVIDUAL, CAREER</b>		<b>TEAM, GAME</b>		<b>TEAM, GAME*</b>	
Jose Coronado (07-11)	1,970	@ Altoona (7/7/10)		v New Britain (6/8/08)	
<b>TEAM, SEASON</b>		<b>TEAM, MOST, SEASON</b>		<b>TEAM, MOST, SEASON</b>	
2004	5,468	2010		2010	
<b>AT-BATS</b>		<b>TEAM, FEWEST, SEASON</b>		<b>TEAM, FEWEST, SEASON</b>	
<b>INDIVIDUAL, GAME</b>		1992		1992	
Last: Kyle Johnson	8	<b>TRIPLES</b>		<b>RUNS BATTED IN</b>	
& Jayce Boyd		<b>INDIVIDUAL, GAME</b>		<b>INDIVIDUAL, GAME</b>	
v Erie (7/4/14)		Last: Dustin Martin		Jorge Toca	
<b>INDIVIDUAL, SEASON</b>		v Erie (7/15/12)		v Reading (6/25/99)	
Ricky Otero (1994)	531	<b>INDIVIDUAL, SEASON</b>		<b>INDIVIDUAL, SEASON</b>	
<b>INDIVIDUAL, CAREER</b>		Wayne Lydon (2005)		Chris Saunders (1996)	
Jose Coronado (07-11)	1,731	<b>INDIVIDUAL, CAREER</b>		<b>INDIVIDUAL, CAREER</b>	
<b>TEAM, MOST, SEASON</b>		Wayne Lydon (04-05)		Chris Saunders (94-97)	
1994	4,856	Ricky Otero (93-94)		<b>TEAM, GAME</b>	
<b>RUNS SCORED</b>		<b>TEAM, GAME</b>		Last: v New Britain (8/16/11)	
<b>INDIVIDUAL, GAME</b>		@ Akron (4/30/10)		<b>TEAM, MOST, SEASON</b>	
Last: Matt den Dekker	4	<b>TEAM, MOST, SEASON</b>		2010 & 2014	
v New Britain (8/16/11)		1993		<b>TEAM, FEWEST, SEASON</b>	
<b>INDIVIDUAL, SEASON</b>		<b>TEAM, FEWEST, SEASON</b>		1992	
Ricky Otero (1994)	96	1997		<b>BATTING AVERAGE*</b>	
<b>INDIVIDUAL, CAREER</b>		<b>HOME RUNS</b>		<b>INDIVIDUAL, SEASON</b>	
Chris Saunders (94-97)	224	<b>INDIVIDUAL, GAME</b>		Jay Payton (1995)	
<b>TEAM, INNING</b>		Last: Dan Murphy		<b>INDIVIDUAL, CAREER</b>	
Last: @ NH, 4 <sup>th</sup> (4/12/13)	11	v Reading (5/26/08)		T.J. Rivera (14-15)	
<b>TEAM, GAME</b>		<b>INDIVIDUAL, SEASON</b>		<b>TEAM, HIGH, SEASON</b>	
@ Erie (4/11/08)	18	Matt Raleigh (1997)		2003	
<b>TEAM, MOST, SEASON</b>		<b>INDIVIDUAL, CAREER</b>		<b>TEAM, LOW, SEASON</b>	
2010 & 2014	718	Brett Harper (04-07)		1992	
<b>TEAM, FEWEST, SEASON</b>		Allan Dykstra (11-13)		<b>ON-BASE PERCENTAGE*</b>	
2009	550	<b>TEAM, INNING</b>		<b>INDIVIDUAL, SEASON</b>	
<b>HITS</b>		@ New Britain (8/4/99)		Allan Dykstra (2013)	
<b>INDIVIDUAL, GAME</b>		<b>TEAM, GAME</b>		<b>INDIVIDUAL, CAREER</b>	
Last: Gavin Cecchini	5	@ Portland (8/15/97)		Quilvio Veras (93)	
@ Richmond (7/30/15)		<b>TEAM, MOST, SEASON</b>		<b>TEAM, HIGH, SEASON</b>	
<b>INDIVIDUAL, SEASON</b>		1997		2014	
Jason Tyner (1999)	162	<b>TEAM, FEWEST, SEASON</b>		<b>TEAM, LOW, SEASON</b>	
<b>INDIVIDUAL, CAREER</b>		2009		1992	
Chris Saunders (94-97)	436	<b>EXTRA-BASE HITS</b>		<b>SLUGGING PERCENTAGE*</b>	
<b>TEAM, INNING</b>		<b>INDIVIDUAL, SEASON</b>		<b>INDIVIDUAL, SEASON</b>	
Last: v New Britain (6/8/08)	9	Mike Jacobs (2005)		Tate Seefried (1997)	
<b>TEAM, GAME</b>		<b>INDIVIDUAL, CAREER</b>		<b>INDIVIDUAL, CAREER</b>	
Last: @ Erie (4/11/08)	22	Chris Saunders (94-97)		Tate Seefried (97)	
<b>TEAM, MOST, SEASON</b>		<b>TEAM, MOST, SEASON</b>		<b>TEAM, HIGH, SEASON</b>	
1994	1,344	2010		2010	
<b>TEAM, FEWEST, SEASON</b>		<b>TEAM, FEWEST, SEASON</b>		<b>TEAM, LOW, SEASON</b>	
1992	1,103	1992		1992	

# HISTORICAL RECORDS

## ON-BASE + SLUGGING\*

<b>INDIVIDUAL, SEASON</b>	
Tate Seefried (1997)	1.025
<b>INDIVIDUAL, CAREER</b>	
Tate Seefried (97)	1.025
<b>TEAM, HIGH, SEASON</b>	
2014	.776
<b>TEAM, LOW, SEASON</b>	
1992	.672

## STRIKEOUTS

<b>INDIVIDUAL, GAME</b>	
Last: Jon Malo	5
v Altoona (8/20/10, 12 in)	
<b>INDIVIDUAL, SEASON</b>	
Robert Stratton (2001)	201
<b>INDIVIDUAL, CAREER</b>	
Jose Coronado (07-11)	343
<b>TEAM, GAME</b>	
v Erie (7/4/14, 16 inn)	20
<b>TEAM, MOST, SEASON</b>	
2001	1,193
<b>TEAM, FEWEST, SEASON</b>	
1994	805

## WALKS

<b>INDIVIDUAL, GAME</b>	
Last: Matt Clark	5
@ New Hamp. (4/13/14)	
<b>INDIVIDUAL, SEASON</b>	
Allan Dykstra (2013)	102
<b>INDIVIDUAL, SEASON, INTENTIONAL</b>	
Tate Seefried (1997)	10
<b>INDIVIDUAL, CAREER</b>	
Allan Dykstra (11-13)	222
<b>INDIVIDUAL, CAREER, INTENTIONAL</b>	
Brian Daubach (95-96)	14
<b>TEAM, GAME</b>	
@ Trenton (6/7/07)	13
<b>TEAM, MOST, SEASON</b>	
1996	572
<b>TEAM, FEWEST, SEASON</b>	
2000	389

## STOLEN BASES

<b>INDIVIDUAL, GAME</b>	
Mike Curry	4
v Reading (7/4/01)	
<b>INDIVIDUAL, SEASON</b>	
Esix Sneed (2002)	66
<b>INDIVIDUAL, CAREER</b>	
Wayne Lydon (04-05)	107
<b>TEAM, GAME</b>	
v Trenton (6/7/07)	8
<b>TEAM, MOST, SEASON</b>	
2002	215
<b>TEAM, FEWEST, SEASON</b>	
2010	48

## CAUGHT STEALING

<b>INDIVIDUAL, GAME<sup>#</sup></b>	
Last: Darrell Ceciliani	2
@ Erie (7/13/14)	
<b>INDIVIDUAL, SEASON</b>	
Wayne Lydon (2004)	20
<b>INDIVIDUAL, CAREER</b>	
Wayne Lydon (04-05)	34
<b>TEAM, GAME</b>	
Last: v Trenton (7/29/99)	8
<b>TEAM, MOST, SEASON</b>	
2002	93
<b>TEAM, FEWEST, SEASON</b>	
2015	36

## DOUBLE PLAYS

<b>INDIVIDUAL, GAME</b>	
Frank Jacobs	3
@ Albany (5/17/94)	
<b>INDIVIDUAL, SEASON</b>	
Juan Centeno (2012)	21
<b>INDIVIDUAL, CAREER</b>	
Jose Coronado (07-11)	42
<b>TEAM, MOST, GAME<sup>#</sup></b>	
Last: v Portland (9/4/14)	4
Eastern Division CS, G2	

## DOUBLE PLAYS (cont)

<b>TEAM, MOST, SEASON</b>	
2009	133
<b>TEAM, FEWEST, SEASON</b>	
1992	68
<b>HIT BY PITCH</b>	
<b>INDIVIDUAL, SEASON</b>	
Carlos Gomez (2006)	20
<b>INDIVIDUAL, CAREER</b>	
Xorge Carrillo (13-16)	28
<b>TEAM, MOST, SEASON</b>	
2006	81
<b>TEAM, FEWEST, SEASON</b>	
1994	25

## SACRIFICE FLIES

<b>INDIVIDUAL, SEASON</b>	
Chris Saunders (1996)	11
<b>INDIVIDUAL, CAREER</b>	
Chris Saunders (94-97)	29
<b>TEAM, MOST, SEASON</b>	
1994 & 1995	55
<b>TEAM, FEWEST, SEASON</b>	
2001	24

## SACRIFICE BUNTS

<b>INDIVIDUAL, SEASON</b>	
Wayne Lydon (2005)	19
<b>INDIVIDUAL, CAREER</b>	
Jose Coronado (07-11)	41
<b>TEAM, MOST, SEASON</b>	
2005	95
<b>TEAM, FEWEST, SEASON</b>	
2015	9

## LEFT ON BASE

<b>TEAM, NINE INNING GAME<sup>#</sup></b>	
vs Hartford (7/5/16)	16
<b>TEAM, EXTRA INNING GAME<sup>#</sup></b>	
@ Trenton (6/7/07, 14 in)	21

\* Minimum 384 plate appearances  
# Since 2007

## PITCHING

### GAMES

<b>INDIVIDUAL, SEASON</b>	
Jim McCready (1994)	63
<b>INDIVIDUAL, CAREER</b>	
Tim Lavigne (02-05,08)	160

### GAMES STARTED

<b>INDIVIDUAL, SEASON</b>	
Bill Pulsipher (1994)	28
<b>INDIVIDUAL, CAREER</b>	
Mark Cohoon (10-13)	66

### INNINGS PITCHED

<b>INDIVIDUAL, GAME<sup>#</sup></b>	
Last: Ricky Knapp	9.0
v Hartford (8/23/16)	
<b>INDIVIDUAL, SEASON</b>	
Bill Pulsipher (1994)	201.0
<b>INDIVIDUAL, CAREER</b>	
Mark Cohoon (10-13)	389.1
<b>TEAM, MOST, SEASON</b>	
1994	1261.1
<b>TEAM, FEWEST, SEASON</b>	
2000	1184.0

### WINS

<b>INDIVIDUAL, SEASON</b>	
Cory Lidle (1996)	14
Bill Pulsipher (1994)	
<b>INDIVIDUAL, CAREER</b>	
Tyler Pill (13-16)	25
<b>TEAM, MOST, SEASON</b>	
2013	86
<b>TEAM, FEWEST, SEASON</b>	
2009 & 1999	54

# HISTORICAL RECORDS

## LOSSES

<b>INDIVIDUAL, SEASON</b>	
Jason Saenz (2001)	15
<b>INDIVIDUAL, CAREER</b>	
Arnold Gooch (97-98)	26
<b>TEAM, MOST, SEASON</b>	
1999	88
<b>TEAM, FEWEST, SEASON</b>	
2013	55

## SAVES

<b>INDIVIDUAL, SEASON</b>	
Jeff Walters (2013)	38
<b>INDIVIDUAL, CAREER</b>	
Jeff Walters (13)	38
<b>TEAM, MOST, SEASON</b>	
2000	49
<b>TEAM, FEWEST, SEASON</b>	
2005	26

## EARNED RUN AVERAGE\*

<b>INDIVIDUAL, SEASON</b>	
Bobby J. Jones (1992)	1.88
<b>INDIVIDUAL, CAREER</b>	
Bobby J. Jones (92,99)	2.02
<b>TEAM, LOWEST, SEASON</b>	
1992	3.12
<b>TEAM, HIGHEST, SEASON</b>	
2009 & 2010	4.99

## STRIKEOUTS

<b>INDIVIDUAL, GAME</b>	
Paul Wilson	17
@ New Britain (5/19/95)	
<b>INDIVIDUAL, SEASON</b>	
Jesus Sanchez (1997)	176
<b>INDIVIDUAL, CAREER</b>	
Mark Cohoon (10-13)	272
<b>TEAM, NINE-INNING GAME</b>	
v New Haven (4/10/95)	18
<b>TEAM, EXTRA-INNING GAME</b>	
v Erie (4/20/06, 14 inn)	20
<b>TEAM, MOST, SEASON</b>	
2013	1,185
<b>TEAM, FEWEST, SEASON</b>	
1993	717

## WALKS

<b>INDIVIDUAL, GAME</b>	
Brad Holt	8
v N. Hampshire (5/19/11)	
<b>INDIVIDUAL, SEASON</b>	
Bill Pulsipher (1994)	89
<b>INDIVIDUAL, CAREER</b>	
Jason Saenz (01-03)	175
<b>TEAM, GAME*</b>	
Last: v Akron (4/3/14)	11

## WALKS (cont)

<b>TEAM, MOST, SEASON</b>	
2003	573
<b>TEAM, FEWEST, SEASON</b>	
2014	359
<b>WHIP*</b>	
<b>INDIVIDUAL, SEASON</b>	
Yusmeiro Petit (2005)	0.92
<b>INDIVIDUAL, CAREER</b>	
Yusmeiro Petit (04-05)	0.95
<b>TEAM, LOWEST, SEASON</b>	
1992	1.23
<b>TEAM, HIGHEST, SEASON</b>	
2009	1.51

## OPPONENTS' AVERAGE\*

<b>INDIVIDUAL, SEASON</b>	
Tyler Walker (2000)	.191
<b>INDIVIDUAL, CAREER</b>	
Rafael Montero (13,16)	.202
<b>TEAM, LOWEST, SEASON</b>	
1992, 1998 & 2015	.246
<b>TEAM, HIGHEST, SEASON</b>	
2009	.283

## HITS ALLOWED

<b>INDIVIDUAL, GAME</b>	
Willie Collazo	14
@ Trenton (8/8/06)	
<b>INDIVIDUAL, SEASON</b>	
Joe Roa (1993)	190
<b>INDIVIDUAL, CAREER</b>	
Mark Cohoon (10-13)	426
<b>TEAM, GAME</b>	
Lst: v Connecticut (6/29/08)	21
<b>TEAM, MOST, SEASON</b>	
2007	1,364
<b>TEAM, FEWEST, SEASON</b>	
1992	1,103

## RUNS ALLOWED

<b>INDIVIDUAL, GAME</b>	
Last: Noah Syndergaard	11
@ Bowie (8/26/13)	
<b>INDIVIDUAL, SEASON</b>	
Brent Herbison (1999)	115
<b>INDIVIDUAL, CAREER</b>	
Jose Sanchez (07-09)	203
Mark Cohoon (10-13)	
<b>TEAM, INNING</b>	
@ N. Hampshire (4/17/10, 4th)	10
@ Bowie (7/28/07, 9th)	
<b>TEAM, GAME</b>	
@ Trenton (8/23/03)	20
<b>TEAM, MOST, SEASON</b>	
1999	767
<b>TEAM, FEWEST, SEASON</b>	
1992	488

## EARNED RUNS ALLOWED

<b>INDIVIDUAL, GAME</b>	
Last: Erik Goeddel	10
@ Bowie (8/29/13)	
<b>INDIVIDUAL, SEASON</b>	
Brent Herbison (1999)	97
<b>INDIVIDUAL, CAREER</b>	
Jose Sanchez (07-09)	178
<b>TEAM, GAME</b>	
Last: @ N. Hamp (7/7/13)	16
<b>TEAM, MOST, SEASON</b>	
2010	682
<b>TEAM, FEWEST, SEASON</b>	
1992	414

## HOME RUNS ALLOWED

<b>INDIVIDUAL, GAME</b>	
Last: Erik Goeddel	4
@ Bowie (8/29/13)	
<b>INDIVIDUAL, SEASON</b>	
Juan Castillo (1993)	27
<b>INDIVIDUAL, CAREER</b>	
Mark Guerra (95-98)	44
<b>TEAM, INNING</b>	
Last: @ NH (7/7/13, 4th)	4
<b>TEAM, GAME</b>	
v New Britain (8/19/01)	8
<b>TEAM, MOST, SEASON</b>	
1997	136
<b>TEAM, FEWEST, SEASON</b>	
1992	62

## COMPLETE GAMES

<b>INDIVIDUAL, SEASON</b>	
Cory Lidle (1996)	6
<b>INDIVIDUAL, CAREER</b>	
Arnold Gooch (97-98)	6
Cory Lidle (96)	
<b>TEAM, MOST, SEASON</b>	
1992	22
<b>TEAM, FEWEST, SEASON</b>	
1999, 2004 & 2011	1

## SHUTOUTS

<b>INDIVIDUAL, SEASON</b>	
Bobby J. Jones (1992)	4
<b>INDIVIDUAL, CAREER</b>	
Bobby J. Jones (92,99)	4
<b>TEAM, MOST, SEASON</b>	
1992	17
<b>TEAM, FEWEST, SEASON</b>	
2004	2

## WILD PITCHES

<b>INDIVIDUAL, GAME</b>	
Brad Holt	4
@ N. Hampshire (5/19/11)	
<b>INDIVIDUAL, CAREER</b>	
Ken Chenard	
@ Bowie (6/1/04, G1)	

# HISTORICAL RECORDS

## WILD PITCHES (cont)

<b>INDIVIDUAL, SEASON</b>	
Brad Holt (2011)	18
<b>INDIVIDUAL, CAREER</b>	
Jason Saenz (01-03)	33
<b>TEAM, GAME*</b>	
Last: 7/1 v NH (7/19/13)	4
<b>TEAM, MOST, SEASON</b>	
2011	103
<b>TEAM, FEWEST, SEASON</b>	
1992	31

## HIT BATSMEN

<b>INDIVIDUAL, GAME</b>	
Eric Niesen @ New Britain (6/5/10)	4
<b>INDIVIDUAL, SEASON</b>	
Ken Pumphrey (1999)	15
<b>INDIVIDUAL, CAREER</b>	
Eric Brown (08-09) Jason Saenz (01-03) Mark Cohoon (10-13)	21
<b>TEAM, GAME*</b>	
Lst: v Reading (9/3/11)	4
<b>TEAM, MOST, SEASON</b>	
2010	90
<b>TEAM, FEWEST, SEASON</b>	
1998	31

## BALKS

<b>INDIVIDUAL, GAME</b>	
Last: Akeel Morris v Portland (7/5/15)	2
<b>INDIVIDUAL, SEASON</b>	
Hector Ramirez (1995) Bill Pulsipher (1994)	5

## BALKS (cont)

<b>INDIVIDUAL, CAREER</b>	
Mark Cohoon (10-12)	8
<b>TEAM, GAME*</b>	
v Portland (4/15/13)	3
<b>TEAM, MOST, SEASON</b>	
1995	21
<b>TEAM, FEWEST, SEASON</b>	
2008	1

## HITS / 9 IP\*

<b>INDIVIDUAL, SEASON</b>	
Tyler Walker (2000)	6.1
<b>INDIVIDUAL, CAREER</b>	
Eric Cammack (99,02-03)	6.3
<b>TEAM, LOWEST, SEASON</b>	
1992, 1995 & 2013	8.3
<b>TEAM, HIGHEST, SEASON</b>	
2007 & 2009	9.9

## HOME RUNS / 9 IP\*

<b>INDIVIDUAL, SEASON</b>	
Zack Wheeler (2012) Kevin Mulvey (2007) Tyler Walker (2000)	0.2
<b>INDIVIDUAL, CAREER</b>	
Zack Wheeler (12)	0.2
<b>TEAM, LOWEST, SEASON</b>	
1992 & 2015	0.5
<b>TEAM, HIGHEST, SEASON</b>	
1997 & 2005	1.0

## STRIKEOUTS / 9 IP\*

<b>INDIVIDUAL, SEASON</b>	
Orlando Roman (2005)	10.2
<b>INDIVIDUAL, CAREER</b>	
Eric Cammack (99,02-03)	11.4

## STRIKEOUTS / 9 IP (cont)\*

<b>TEAM, HIGHEST, SEASON</b>	
2013	8.7
<b>TEAM, LOWEST, SEASON</b>	
1993	5.4

## WALKS / 9 IP\*

<b>INDIVIDUAL, SEASON</b>	
Willie Collazo (2006)	1.2
<b>INDIVIDUAL, CAREER</b>	
Willie Collazo (06) Joe Roa (93-94)	1.2
<b>TEAM, LOWEST, SEASON</b>	
1992 & 2014	2.7
<b>TEAM, HIGHEST, SEASON</b>	
2003	4.3

## STRIKEOUTS / WALKS

<b>INDIVIDUAL, SEASON</b>	
Yusmeiro Petit (2005)	7.22
<b>INDIVIDUAL, CAREER</b>	
Yusmeiro Petit (04-05)	6.35
<b>TEAM, HIGHEST, SEASON</b>	
2014	3.08
<b>TEAM, LOWEST, SEASON</b>	
2003	1.63

## PITCHERS USED

<b>TEAM, GAME</b>	
Last: v Erie (9/5/16)	7
<b>TEAM, MOST, SEASON</b>	
2013	32
<b>TEAM, FEWEST, SEASON</b>	
1992	14

\* Minimum 113.2 innings pitched  
# Since 2007

## FIELDING

### ERRORS

<b>INDIVIDUAL, GAME</b>	
Last: Dustin Lawley @ Erie (7/13/14)	4
<b>INDIVIDUAL, SEASON</b>	
Chris Butterfield (1992)	41
<b>INDIVIDUAL, CAREER</b>	
Jose Coronado (07-11)	86
<b>TEAM, GAME*</b>	
Last: v Harrisburg (5/21/11)	6
<b>TEAM, MOST, SEASON</b>	
1999	190
<b>TEAM, FEWEST, SEASON</b>	
2009	105

### FIELDING PERCENTAGE

<b>TEAM, HIGHEST, SEASON</b>	
2014	.980
<b>TEAM, LOWEST, SEASON</b>	
1997 & 1999	.966

### PASSED BALLS

<b>INDIVIDUAL, SEASON</b>	
Salomon Manriquez (2008)	14
<b>INDIVIDUAL, CAREER</b>	
Xorge Carrillo (13-16)	24
<b>TEAM, MOST, SEASON</b>	
1995	24
<b>TEAM, FEWEST, SEASON</b>	
1999	7

### CS%, CATCHER

<b>INDIVIDUAL, HIGHEST, SEASON</b>	
Charlie Greene (1998)	.553
<b>INDIVIDUAL, HIGHEST, CAREER</b>	
Javier Gonzalez (93)	.500
<b>TEAM, HIGHEST, SEASON</b>	
1996	.509
<b>TEAM, LOWEST, SEASON</b>	
2003	.229

### DOUBLE PLAYS

<b>TEAM, MOST, SEASON*</b>	
2008	159
<b>TEAM, FEWEST, SEASON*</b>	
2014	97

### POSITION PLAYERS USED

<b>TEAM, MOST, SEASON</b>	
1995	30
<b>TEAM, FEWEST, SEASON</b>	
1992	14

^ Since 2005  
# Since 2007



# HISTORICAL RECORDS

## MISCELLANEOUS

### DOUBLEHEADERS

<b>MOST, SEASON</b>	
1992	13
<b>FEWEST, SEASON</b>	
1998 & 1999	3
<b>MOST WON, SEASON</b>	
1993, 2000, 2003	5
<b>MOST LOST, SEASON</b>	
2002	5
<b>MOST SPLIT, SEASON</b>	
1992	7

### POSTPONED GAMES

<b>MOST, SEASON</b>	
1992	15
<b>FEWEST, SEASON</b>	
1998 & 1999	3
<b>HOME, MOST, SEASON</b>	
1992	9
<b>AWAY, MOST, SEASON</b>	
2003	8
<b>HOME, FEWEST, SEASON</b>	
1999	1
<b>AWAY, FEWEST, SEASON</b>	
1998, 2010 & 2012	1

### LONGEST GAME

<b>INNINGS</b>	
@ Trenton (7/24/15)	17
<b>TIME, SEVEN-INNING GAME</b>	
@ Trenton (7/9/99)	3:39
<b>TIME, NINE-INNING GAME</b>	
v Trenton (4/27/04)	4:02
<b>TIME, EXTRA-INNING GAME</b>	
@ Trenton (6/3/95, 13 in)	5:30

### SHORTEST GAME

<b>TIME, SEVEN-INNING GAME</b>	
@ Harrisburg (6/26/06, G2)	1:18
<b>TIME, NINE-INNING GAME</b>	
v New Haven (9/2/95)	1:42

### RUNS SCORED

<b>TEAM, MOST, GAME</b>	
@ Erie (4/11/08, W 18-13)	18
<b>OPPONENT, MOST, GAME</b>	
@ Trenton (8/23/03, L 20-4)	20
<b>COMBINED, MOST, GAME</b>	
@ Erie (4/11/08, W 18-13)	31

### ATTENDANCE

<b>HOME, LARGEST, GAME</b>	
v Connecticut (7/17/08)	7,412
<b>HOME, FEWEST, GAME</b>	
v New Hampshire (4/24/12)	919
<b>AWAY, LARGEST, GAME</b>	
@ Bowie (7/19/95)	18,340
<b>AWAY, FEWEST, GAME</b>	
@ Hagerstown (4/13/92)	307
<b>NEUTRAL, MOST, GAME</b>	
vs Portland (8/20/11) Fenway Park	14,515
<b>HOME, HIGHEST, SEASON</b>	
1992	259,183
<b>HOME, LOWEST, SEASON</b>	
2014	171,279

### DECIDING MARGINS

<b>LARGEST WINNING MARGIN</b>	
@ Portland (8/15/97, W 16-2)	14
v Bowie (6/20/97, W 16-2)	
<b>LARGEST LOSING MARGIN</b>	
@ Trenton (5/16/97, L 19-2)	17

# Since 2007

## FROM BINGHAMTON TO THE BIG LEAGUES

Of the 699 different players who have worn a Binghamton uniform over the last 25 seasons, only 57 have played for the B-Mets/Ponies and then made their Major League debut with the New York Mets in the same season. The full list, in order of their New York Mets debut:

Player	Debut	Player	Debut	Player	Debut
Joe Vitko	9/18/92	Prentice Redman	8/24/03	Josh Thole	9/3/09
Butch Huskey	9/8/93	Danny Garcia	9/2/03	Tobi Stoner	9/10/09
Juan Castillo	7/26/94	Matt Watson	9/12/03	Jenny Mejia	4/7/10
Jeff Barry	6/9/95	David Wright	7/21/04	Lucas Duda	9/1/10
Jason Isringhausen	7/17/95	Jeff Keppinger	8/20/04	Mike Nickeas	9/4/10
Robert Person	9/18/95	Heath Bell	8/24/04	Josh Stinson	9/2/11
Paul Wilson	4/4/96	Joe Hietpas	10/3/04	Josh Satin	9/4/11
Jason Hardtke	9/8/96	Tim Hamulack	9/2/05	Chris Schwinden	9/8/11
Charlie Greene	9/15/96	Anderson Hernandez	9/18/05	Robert Carson	5/18/12
Kevin Morgan	6/15/97	Alay Soler	5/24/06	Elvin Ramirez	6/3/12
Carlos Mendoza	9/3/97	Henry Owens	7/7/06	Josh Edgin	7/13/12
Jorge Luis Toca	9/12/99	Mike Pelfrey	7/8/06	Collin McHugh	8/23/12
Jerrold Riggan	8/29/00	Philip Humber	9/24/06	Travis d'Arnaud	8/13/13
Jason Phillips	9/19/01	Carlos Muniz	9/25/07	Juan Centeno	9/18/13
Mark Corey	10/2/01	Nick Evans	5/24/08	Wilfredo Tovar	9/22/13
Jaime Cerda	6/28/02	Daniel Murphy	8/2/08	Dilson Herrera	8/29/14
Jae Seo	7/21/02	Eddie Kunz	8/3/08	Dario Alvarez	9/3/14
Esix Snead	9/3/02	Jon Niese	9/2/08	Michael Conforto	7/24/15
Jeff Duncan	5/20/03	Bobby Parnell	9/15/08	Robert Gsellman	8/23/16

# PITCHING ACHIEVEMENTS

**NO-HITTERS (5)**

Date	Pitchers	Opponent	Result
9/12/94	Bill Pulsipher*	@ Harrisburg	W, 2-0
5/5/96	Joe Crawford	v Trenton, G2	W, 1-0 (7)
6/27/01	Donne Wall (2), Jason Roach (5) & Ivan Montane (2)	@ New Britain	W, 1-0
8/2/03	Bob Keppel	v Portland	W, 3-0
7/23/06	Miguel Pinango	@ Portland, G2	W, 7-0 (7)

**ONE-HITTERS (9)**

Date	Pitchers	Opponent	Result
5/31/92	Joe Vitko	@ Hagerstown	W, 2-0
5/8/95	Paul Wilson	@ Reading	W, 4-0
8/19/00	Dicky Gonzalez	v Portland	W, 5-2
7/13/03	Bob Keppel	@ New Haven, G1	W, 10-0 (7)
8/6/04	Ken Chenard	v Trenton	W, 1-0 (7)
6/4/09	Eric Brown (7), Julio De La Cruz (1)	@ Portland	L, 3-2
8/28/09	Eric Niesen*	@ Akron, G2	W, 3-1 (6)
8/19/10	Jennry Mejia (7), Dylan Owen (2)	@ New Hampshire	W, 5-0
7/2/15	Gabriel Ynoa	@ Erie	W, 5-0

**TWO-HITTERS (27)**

Date	Pitchers	Opponent	Result
5/28/92	Bobby J. Jones	v Harrisburg	W, 3-0
7/16/92	Bobby J. Jones	v Harrisburg, G2	W, 4-0 (7)
8/15/92	Bobby J. Jones	v New Britain, G1	W, 7-0 (7)
7/18/94	Jason Isringhausen	@ Reading	W, 7-1
4/26/95	Jason Isringhausen	v Harrisburg	W, 6-3
6/6/95	Eric Ludwick	v Bowie	W, 5-0
6/19/96	John Carter	v New Haven	W, 6-1
8/5/97	Mark Guerra	@ New Britain, G2	W, 5-2 (7)
5/23/98	Arnold Gooch	v Reading	W, 2-0
5/30/98	Octavio Dotel	@ New Britain, G1	W, 5-0 (7)
6/10/98	Nelson Figueroa	@ Reading	W, 7-0
7/15/00	Dicky Gonzalez	@ Akron , G1	W, 1-0 (7)
7/20/04	Scott Kazmir	v New Hampshire	L, 2-0
7/6/06	Michael Devaney	@ Bowie, G2	W, 3-0 (7)
5/8/07	Ricardo Morales	v Akron, G2	W, 5-1 (7)
5/26/10	Eric Niesen (3.1), Edgar Ramirez (3.2), Emary Frederick (1), Manny Alvarez (1)	v Richmond	W, 9-1
7/2/10	Chris Schwinden	v Portland, G1	W, 10-0 (7)
8/10/12	Mark Cohoon	@ Harrisburg	W, 5-0
4/27/13	Logan Verrett (8), John Church (1)	v Akron	W, 7-2
7/28/13	Noah Syndergaard (6), Ryan Fraser (1)	v Trenton, G2	W, 6-1 (7)
5/7/14	Greg Peavey	@ New Hampshire	W, 6-0
5/26/14	Darin Gorski	v New Britain	W, 5-0
4/10/15	Rainy Lara (6.2), Dario Alvarez (1.1), Jon Velasquez (1)	@ Akron	W, 1-0
4/12/15	Luis Cessa (7), Beck Wheeler (2)	@ Akron	W, 6-2
4/28/15	Jake Kuebler (4), Beck Wheeler (1.2), Chase Huchingson (1.1)	@ Portland	W, 7-1 (7)
4/29/16	Rainy Lara (7), Beck Wheeler (2)	@ New Hampshire	W, 4-1
7/25/16	Rafael Montero (7), Logan Taylor (1)	@ Reading	L, 1-0

\* - Postseason # - Rain-shortened game



**EASTERN LEAGUE**

# AKRON RUBBERDUCKS



## 2017 FIELD STAFF

**Manager:** Mark Budzinski  
**Hitting Coach:** Johnny Narron  
**Pitching Coach:** Tony Arnold  
**Bench Coach:** Omir Santos  
**Athletic Trainer:** Jeremy Heller  
**Strength Coach:** Paul Synenkyj

## RECORD VS. FRANCHISE

**Overall:** 145-176 **As Cleveland (AL) Affiliate:** 145-176  
**Home:** 74-88 **As Canton-Akron Indians:** 44-43  
**Away:** 71-88 **As Akron Aeros:** 83-114  
**Postseason:** 3-2 **As Akron RubberDucks:** 18-19

## 2016 RESULTS

Date	City	Result
4/18	Akron	L 1-4
4/19	Akron	L 2-7
4/20	Akron	L 2-3 (10)
5/6	Binghamton	W 6-3 (7)
5/7	Binghamton	L 1-2 (11)
5/8	Binghamton	L 6-9
5/20	Akron	L 7-8
5/21	Akron	L 2-5
5/22	Akron	L 1-7

## ALL-TIME RESULTS VS. FRANCHISE

Year	Home	Away	Total	Year	Home	Away	Total
1992 <sup>#</sup>	9-5	7-4	16-9 <sup>P</sup>	2005 <sup>^</sup>	4-6	2-5	6-11
1993 <sup>#</sup>	6-4	4-6	10-10	2006 <sup>^</sup>	3-4	2-6	5-10
1994 <sup>#</sup>	3-4	3-4	6-8	2007 <sup>^</sup>	3-12	0-0	3-12
1995 <sup>#</sup>	3-4	2-5	5-9	2008 <sup>^</sup>	2-5	3-3	5-8
1996 <sup>#</sup>	4-3	3-4	7-7	2009 <sup>^</sup>	0-3	4-4	4-7
1997 <sup>^</sup>	4-3	3-4	7-7	2010 <sup>^</sup>	3-5	6-0	9-5
1998 <sup>^</sup>	3-4	0-7	3-11	2011 <sup>^</sup>	3-3	4-3	7-6
1999 <sup>^</sup>	2-2	2-1	4-3	2012 <sup>^</sup>	2-4	3-5	5-9
2000 <sup>^</sup>	2-1	3-1	5-2	2013 <sup>^</sup>	4-2	4-4	8-6
2001 <sup>^</sup>	2-2	2-1	4-3	2014	5-2	4-3	9-5
2002 <sup>^</sup>	0-3	1-3	1-6	2015	2-2	6-4	8-6
2003 <sup>^</sup>	2-2	1-4	3-6	2016	1-2	0-6	1-8
2004 <sup>^</sup>	2-1	2-1	4-2				

# - Canton-Akron Indians    ^ - Akron Aeros    P - Includes postseason

# ALTOONA CURVE



## 2017 FIELD STAFF

**Manager:** Michael Ryan  
**Hitting Coach:** Kevin Riggs  
**Pitching Coach:** Bryan Hickerson  
**Athletic Trainer:** Justin Ahrens  
**Strength Coach:** Joe Schlesinger

## RECORD VS. FRANCHISE

**Overall:** 80-84 **As Pittsburgh (NL) Affiliate:** 80-84  
**Home:** 43-40 **As Altoona Curve:** 80-84  
**Away:** 37-44  
**Postseason:** 0-0

## 2016 RESULTS

Date	City	Result
5/17	Binghamton	L 1-5
5/18	Binghamton	L 1-6
5/19	Binghamton	W 5-4
6/3	Altoona	L 4-7
6/4	Altoona	W 3-0
6/5	Altoona	W 4-3
6/21	Binghamton	L 2-5
6/22	Binghamton	L 3-6
6/23	Binghamton	L 6-9
6/27	Altoona	W 3-2
6/28	Altoona	L 7-8
6/29	Altoona	W 13-4
8/29	Altoona	L 1-13
8/30	Altoona	W 3-1
8/31	Altoona	L 4-9
9/1	Altoona	L 0-7

## ALL-TIME RESULTS VS. FRANCHISE

Year	Home	Away	Total	Year	Home	Away	Total
1999	1-3	2-1	3-4	2008	3-1	3-1	6-2
2000	3-0	2-2	5-2	2009	2-2	2-2	4-4
2001	2-2	2-1	4-3	2010	2-4	3-1	5-5
2002	3-1	0-3	3-4	2011	3-4	1-2	4-6
2003	1-3	0-3	1-6	2012	2-5	2-1	4-6
2004	1-1	1-3	2-4	2013	6-3	4-2	10-5
2005	2-1	1-6	3-7	2014	2-1	4-3	6-4
2006	3-0	0-4	3-4	2015	2-2	3-3	5-5
2007	4-2	2-1	6-3	2016	1-5	5-5	6-10

# BOWIE BAYSOX



## 2017 FIELD STAFF

**Manager:** Gary Kendall  
**Hitting Coach:** Butch Davis  
**Pitching Coach:** Kennie Steenstra  
**Athletic Trainer:** Pat Wesley  
**Strength Coach:** Pat Armstrong

## RECORD VS. FRANCHISE

**Overall:** 110-122 **As Baltimore (AL) Affiliate:** 110-122  
**Home:** 60-56 **As Bowie Baysox:** 110-122  
**Away:** 50-66  
**Postseason:** 0-0

## 2016 RESULTS

Date	City	Result
7/18	Binghamton	W 5-2
7/19	Binghamton	W 3-2 (11)
7/20	Binghamton	W 8-4
8/25	Bowie	W 6-4
8/26	Bowie	L 1-3
8/27	Bowie	L 0-5
8/28	Bowie	L 2-6

## ALL-TIME RESULTS VS. FRANCHISE

Year	Home	Away	Total	Year	Home	Away	Total
1993	4-6	4-6	8-12	2005	1-2	2-1	3-3
1994	6-1	2-5	8-6	2006	4-3	4-5	8-8
1995	4-3	3-4	7-7	2007	0-4	0-3	0-7
1996	4-3	3-4	7-7	2008	1-2	4-2	5-4
1997	2-5	3-4	5-9	2009	1-2	1-2	2-4
1998	5-2	5-2	10-4	2010	3-3	1-5	4-8
1999	1-2	2-2	3-4	2011	1-3	2-1	3-4
2000	1-3	1-2	2-5	2012	0-4	1-3	1-7
2001	3-0	1-2	4-2	2013	4-2	2-2	6-4
2002	4-0	1-2	5-2	2014	3-1	2-1	5-2
2003	1-2	0-3	1-5	2015	2-1	2-1	4-2
2004	2-2	3-1	5-3	2016	3-0	1-3	4-3

# ERIE SEAWOLVES



## 2017 FIELD STAFF

**Manager:** Lance Parrish  
**Hitting Coach:** Phil Clark  
**Pitching Coach:** Willie Blair  
**Athletic Trainer:**  
**Strength Coach:**

## RECORD VS. FRANCHISE

**Overall:** 112-92 **As Anaheim (AL) Affiliate:** 8-5  
**Home:** 58-48 **As Detroit (AL) Affiliate:** 104-87  
**Away:** 54-44 **As Erie SeaWolves:** 112-92  
**Postseason:** 0-0

## 2016 RESULTS

Date	City	Result
4/14	Erie	W 12-2
4/15	Erie	W 7-3
4/16	Erie	L 5-9
4/17	Erie	W 4-0
4/21	Binghamton	L 8-10 (10)
4/22	Binghamton	L 2-4
4/23	Binghamton	L 2-7
4/24	Binghamton	W 6-2
5/31	Erie	W 11-2
6/1	Erie	W 6-1
6/2	Erie	L 5-6
9/2	Binghamton	L 0-2
9/3	Binghamton	L 3-6
9/4	Binghamton	W 8-1
9/5	Binghamton	L 8-10 (13)

## ALL-TIME RESULTS VS. FRANCHISE

Year	Home	Away	Total	Year	Home	Away	Total
1999	1-2	3-1	4-3	2008	4-2	5-3	9-5
2000	2-2	2-0	4-2	2009	3-4	0-2	3-6
2001	1-2	1-3	2-5	2010	5-2	3-5	8-7
2002	3-0	1-3	4-3	2011	6-4	5-5	11-9
2003	3-1	3-1	6-2	2012	5-2	5-2	10-4
2004	3-0	2-1	5-1	2013	4-3	3-3	7-6
2005	2-4	3-3	5-7	2014	6-6	7-3	13-9
2006	3-4	2-1	5-5	2015	4-2	3-4	7-6
2007	1-2	1-2	2-4	2016	2-6	5-2	7-8

# HARRISBURG SENATORS



## 2017 FIELD STAFF

**Manager:** Matt LeCroy  
**Hitting Coach:** Brian Rupp  
**Pitching Coach:** Chris Michalak  
**Athletic Trainer:** Eric Montague  
**Strength Coach:** RJ Guyer

## RECORD VS. FRANCHISE

**Overall:** 125-153 **As MON/WAS (NL) Affiliate:** 125-153  
**Home:** 68-80 **As Harrisburg Senators:** 125-153  
**Away:** 57-73  
**Postseason:** 6-2

## 2016 RESULTS

Date	City	Result
4/12	Binghamton	L 3-4 (11)
4/13	Binghamton	W 5-1
8/2 (1)	Binghamton	L 2-4 (7)
8/2 (2)	Binghamton	W 3-2 (10)
8/3	Binghamton	L 1-6
8/4	Binghamton	W 3-2
8/12	Harrisburg	W 7-3
8/13	Harrisburg	L 4-8
8/14	Harrisburg	W 6-2

## ALL-TIME RESULTS VS. FRANCHISE

Year	Home	Away	Total	Year	Home	Away	Total
1992	8-4	4-7	12-11 <sup>P</sup>	2005	3-1	1-3	4-4
1993	3-7	4-6	7-13	2006	5-2	1-2	6-4
1994	4-5	4-5	8-10 <sup>P</sup>	2007	1-3	2-1	3-4
1995	5-2	3-4	8-6	2008	1-2	2-1	3-3
1996	2-5	2-5	4-10	2009	1-5	2-4	3-9
1997	1-6	2-5	3-11	2010	1-8	1-1	2-8
1998	5-2	3-4	8-6	2011	1-5	2-2	3-7
1999	3-4	3-4	6-8	2012	3-3	3-3	6-6
2000	2-1	2-2	4-3	2013	2-2	5-1	7-3
2001	2-1	2-2	4-3	2014	3-1	2-1	5-2
2002	1-2	1-3	2-5	2015	3-5	1-2	4-7
2003	3-0	1-2	4-2	2016	3-3	2-1	5-4
2004	2-2	3-1	5-3				

P - Includes postseason

# HARTFORD YARD GOATS



## 2017 FIELD STAFF

**Manager:** Jerry Weinstein  
**Hitting Coach:** Tim Doherty  
**Pitching Coach:** Dave Burba  
**Athletic Trainer:** Billy Whitehead  
**Strength Coach:**

## RECORD VS. FRANCHISE

**Overall:** 233-182 **As Boston (AL) Affiliate:** 34-24  
**Home:** 125-85 **As Minnesota (AL) Affiliate:** 178-147  
**Away:** 108-97 **As Colorado (NL) Affiliate:** 21-11  
**Postseason:** 1-3 **As New Britain Red Sox:** 34-24  
**As Hardware City Rock Cats:** 25-11  
**As New Britain Rock Cats:** 164-140  
**As Hartford Yard Goats:** 10-7

## 2016 RESULTS

Date	City	Result
6/10	Binghamton	W 3-2 (13)
6/11	Binghamton	W 8-1
6/12	Binghamton	L 1-5
7/4 <sup>R</sup>	Binghamton	L 1-3
7/5 <sup>R</sup>	Binghamton	L 3-11
7/6 <sup>R</sup>	Binghamton	W 11-5
7/7 <sup>R</sup>	Binghamton	W 5-2
7/14	Binghamton	W 7-5
7/15	Binghamton	W 3-2 (13)
7/16	Binghamton	L 2-4
7/17	Binghamton	L 6-7
8/5 <sup>R</sup>	Binghamton	W 7-6
8/6 <sup>R</sup>	Binghamton	L 6-8
8/7 <sup>R</sup>	Binghamton	W 9-2
8/22	Binghamton	W 6-3
8/23	Binghamton	W 9-1
8/24	Binghamton	L 4-11

## ALL-TIME RESULTS VS. FRANCHISE

Year	Home	Away	Total	Year	Home	Away	Total
1992 <sup>#</sup>	7-4	3-6	10-10	2005 <sup>^</sup>	4-6	2-2	6-8
1993 <sup>#</sup>	8-2	6-4	14-6	2006 <sup>^</sup>	2-1	2-1	4-2
1994 <sup>#</sup>	4-5	6-3	10-8	2007 <sup>^</sup>	3-3	3-4	6-7
1995 <sup>#</sup>	5-4	5-4	10-8	2008 <sup>^</sup>	6-3	4-6	10-9
1996 <sup>#</sup>	8-1	7-2	15-3	2009 <sup>^</sup>	2-5	3-4	5-9
1997 <sup>^</sup>	4-5	7-2	11-7	2010 <sup>^</sup>	4-2	3-3	7-5
1998 <sup>^</sup>	6-5	5-6	11-11 <sup>P</sup>	2011 <sup>^</sup>	3-3	5-3	8-6
1999 <sup>^</sup>	4-1	3-7	7-8	2012 <sup>^</sup>	3-3	3-4	6-7
2000 <sup>^</sup>	7-3	8-2	15-5	2013 <sup>^</sup>	2-1	5-3	7-4
2001 <sup>^</sup>	5-5	5-5	10-10	2014 <sup>^</sup>	7-5	2-4	9-9
2002 <sup>^</sup>	5-5	7-3	12-8	2015 <sup>^</sup>	7-2	4-2	11-4
2003 <sup>^</sup>	6-4	1-9	7-13	2016	6-4	4-3 <sup>N</sup>	10-7
2004 <sup>^</sup>	7-3	5-5	12-8				

# - New Britain Red Sox & - Hardware City Rock Cats ^ - New Britain Rock Cats  
P - Includes postseason N - Played at NYSEG Stadium

R - B-Mets played as road team

# NEW HAMPSHIRE FISHER CATS



## 2017 FIELD STAFF

**Manager:** Gary Allenson  
**Hitting Coach:** Ronnie Ortegon  
**Pitching Coach:** Vince Horsman  
**Coach:** Andy Fermin  
**Athletic Trainer:** Bob Tarpey  
**Strength Coach:** Brian Pike

## RECORD VS. FRANCHISE

**Overall:** 119-122 **As Toronto (AL) Affiliate:** 119-122  
**Home:** 63-58 **As New Hampshire Fisher Cats:** 119-122  
**Away:** 56-64  
**Postseason:** 1-3

## 2016 RESULTS

Date	City	Result
4/8	Binghamton	W 2-1
4/10	Binghamton	L 1-8
4/29	Manchester	W 4-1
4/30	Manchester	W 5-2
5/1	Manchester	L 1-3
6/30	Binghamton	L 2-4
7/1 (1)	Binghamton	W 10-4 (7)
7/1 (2)	Binghamton	L 5-11 (7)
7/2 (1)	Binghamton	W 9-2 (7)
7/2 (2)	Binghamton	L 5-12 (7)
7/3	Binghamton	W 3-1
7/8	Manchester	W 9-7
7/10	Manchester	L 4-8
8/15	Manchester	L 1-4
8/16 (1)	Manchester	L 3-4 (7)
8/16 (2)	Manchester	L 4-5 (8)
8/17	Manchester	W 9-1
8/18	Manchester	W 3-2

## ALL-TIME RESULTS VS. FRANCHISE

Year	Home	Away	Total	Year	Home	Away	Total
2004	4-7	5-8	9-15 <sup>P</sup>	2011	4-4	2-7	6-11
2005	6-6	6-5	12-11	2012	5-5	5-5	10-10
2006	10-0	2-4	12-4	2013	4-3	7-5	11-8
2007	5-5	2-5	7-10	2014	5-4	7-3	12-7
2008	3-4	2-1	5-5	2015	7-4	4-7	11-11
2009	1-6	3-4	4-10	2016	4-4	5-5	9-9
2010	5-6	6-5	11-11				

P - Includes postseason

# PORTLAND SEA DOGS



## 2017 FIELD STAFF

**Manager:** Carlos Febles  
**Hitting Coach:** Lee May  
**Pitching Coach:** Kevin Walker  
**Athletic Trainer:** Scott Gallon  
**Strength Coach:** Chris Messina

## RECORD VS. FRANCHISE

**Overall:** 232-208 **As Florida (NL) Affiliate:** 90-79  
**Home:** 119-102 **As Boston (AL) Affiliate:** 142-129  
**Away:** 113-106 **As Portland Sea Dogs:** 232-208  
**Postseason:** 5-5

## 2016 RESULTS

Date	City	Result
4/25	Binghamton	W 6-4
4/26	Binghamton	W 3-2
4/27	Binghamton	W 6-0
5/3	Portland	W 13-2
5/4	Portland	W 6-3 (7)
5/5	Portland	L 1-2
5/12	Portland	L 2-6
5/13 (1)	Portland	L 0-1 (7)
5/14 (1)	Portland	L 2-13 (7)
5/14 (2)	Portland	W 7-3 (7)
5/15	Portland	W 8-1
7/21	Portland	W 4-0
7/22	Portland	L 3-9
7/23	Portland	W 7-4
7/24	Portland	W 2-1
7/28	Binghamton	L 0-7
7/29	Binghamton	L 3-11
7/30	Binghamton	W 2-1
7/31	Binghamton	L 1-8
8/19	Binghamton	L 0-3
8/20	Binghamton	L 8-10

## ALL-TIME RESULTS VS. FRANCHISE

Year	Home	Away	Total	Year	Home	Away	Total
1994	6-3	6-3	12-6	2006	2-6	7-4	9-10
1995	5-4	3-6	8-10	2007	5-6	6-1	11-7
1996	7-4	5-7	12-11 <sup>P</sup>	2008	0-4	2-5	2-9
1997	3-6	4-5	7-11	2009	5-6	3-7	8-13
1998	6-3	5-4	11-7	2010	5-5	4-6	9-11
1999	5-5	2-4	7-9	2011	5-5	5-5	10-10
2000	7-3	5-4	12-7	2012	7-1	6-5	13-6
2001	5-5	6-4	11-9	2013	8-4	5-3	13-7
2002	5-5	5-4	10-9	2014	8-5	4-9	12-14 <sup>P</sup>
2003	8-2	4-6	12-8	2015	4-6	10-0	14-6
2004	3-7	6-4	9-11	2016	4-5	7-5	11-10
2005	6-2	3-5	9-7				

P - Includes postseason

# READING FIGHTIN PHILS



## 2017 FIELD STAFF

**Manager:** Greg Legg  
**Hitting Coach:** John Mizerock  
**Pitching Coach:** Steve Schrenk  
**Coach:** Greg Brodzinski  
**Athletic Trainer:** Mickey Kozack  
**Strength Coach:** Kenny Matanane

## RECORD VS. FRANCHISE

**Overall:** 121-146 **As Philadelphia (NL) Affiliate:** 121-146  
**Home:** 58-70 **As Reading Phillies:** 107-130  
**Away:** 63-76 **As Reading Fightin Phils:** 14-16  
**Postseason:** 0-3

## 2016 RESULTS

Date	City	Result
5/9	Reading	L 3-5
5/10	Reading	L 0-9
5/11	Reading	L 6-9
7/25	Reading	L 0-1
7/26	Reading	W 5-2
7/27	Reading	L 3-11
8/9	Binghamton	L 2-8
8/10	Binghamton	W 7-3

## ALL-TIME RESULTS VS. FRANCHISE

Year	Home	Away	Total	Year	Home	Away	Total
1992 <sup>#</sup>	5-5	7-3	12-8	2005 <sup>#</sup>	2-2	1-2	3-4
1993 <sup>#</sup>	3-7	4-6	7-13	2006 <sup>#</sup>	5-3	2-1	7-4
1994 <sup>#</sup>	4-3	6-1	10-4	2007 <sup>#</sup>	0-3	2-4	2-7
1995 <sup>#</sup>	2-5	4-3	6-8	2008 <sup>#</sup>	4-3	3-1	7-4
1996 <sup>#</sup>	5-2	3-4	8-6	2009 <sup>#</sup>	2-1	3-3	5-4
1997 <sup>#</sup>	1-6	3-4	4-10	2010 <sup>#</sup>	2-0	2-3	4-3
1998 <sup>#</sup>	6-1	4-3	10-4	2011 <sup>#</sup>	2-5	2-2	4-7
1999 <sup>#</sup>	2-5	1-6	3-11	2012 <sup>#</sup>	1-2	3-7	4-9
2000 <sup>#</sup>	4-0	0-3	4-3	2013	2-1	2-1	4-2
2001 <sup>#</sup>	0-3	1-3	1-6	2014	2-0	3-1	5-1
2002 <sup>#</sup>	2-1	1-3	3-4	2015	1-4	2-3	3-7 <sup>P</sup>
2003 <sup>#</sup>	0-3	1-2	1-5	2016	1-1	1-5	2-6
2004 <sup>#</sup>	0-4	2-2	2-6				

# - Reading Phillies P - Includes postseason

# RICHMOND FLYING SQUIRRELS



## 2017 FIELD STAFF

**Manager:** Kyle Haines  
**Hitting Coach:** Lipso Nava  
**Pitching Coach:** Steve Kline  
**Athletic Trainer:** Garrett Havig  
**Strength Coach:**

## RECORD VS. FRANCHISE

**Overall:** 31-26 **As San Francisco (NL) Affiliate:** 31-26  
**Home:** 15-11 **As Richmond Flying Squirrels:** 31-26  
**Away:** 16-15  
**Postseason:** 3-0

## 2016 RESULTS

Date	City	Result
5/23	Binghamton	W 2-1
5/24	Binghamton	L 0-3
5/25	Binghamton	L 2-11
5/26	Binghamton	L 1-4
6/14	Richmond	L 1-8
6/15	Richmond	L 2-4
6/16	Richmond	W 3-1
6/24	Binghamton	W 7-6
6/25	Binghamton	W 4-3
6/26	Binghamton	W 7-2

## ALL-TIME RESULTS VS. FRANCHISE

Year	Home	Away	Total	Year	Home	Away	Total
2010	2-2	2-1	4-3	2014	4-0	5-4	9-4 <sup>P</sup>
2011	2-1	1-2	3-3	2015	1-1	3-4	4-5
2012	1-2	2-1	3-3	2016	4-3	1-2	5-5
2013	1-2	2-1	3-3				

P - Includes postseason



## 2017 FIELD STAFF

**Manager:** Bobby Mitchell  
**Hitting Coach:** Tom Slater  
**Pitching Coach:** Jose Rosado  
**Athletic Trainer:** Jimmy Downam  
**Strength Coach:** Anthony Velazquez

## RECORD VS. FRANCHISE

**Overall:** 168-196 **As Detroit (AL) Affiliate:** 9-4  
**Home:** 93-85 **As Boston (AL) Affiliate:** 63-74  
**Away:** 75-111 **As New York (AL):** 96-118  
**Postseason:** 0-3 **As Trenton Thunder:** 168-196

## 2016 RESULTS

Date	City	Result
5/27	Binghamton	W 6-3
5/28	Binghamton	L 3-6
5/29	Binghamton	L 0-2
5/30	Binghamton	L 2-9
6/7	Binghamton	W 6-4
6/8	Binghamton	L 2-5
6/9	Binghamton	W 3-2 (12)
6/17	Trenton	L 1-5
6/18	Trenton	L 3-4
6/19	Trenton	L 1-3

## ALL-TIME RESULTS VS. FRANCHISE

Year	Home	Away	Total	Year	Home	Away	Total
1994	3-4	6-0	9-4	2006	1-2	5-9	6-11
1995	1-6	3-4	4-10	2007	4-2	5-9	9-11
1996	3-4	3-4	6-8	2008	3-4	3-4	6-8
1997	3-4	1-6	4-10	2009	5-4	4-6	9-10
1998	5-2	5-2	10-4	2010	2-1	1-9	3-10
1999	4-7	1-9	5-16	2011	2-1	4-6	6-7
2000	6-4	5-5	11-9	2012	4-6	2-1	6-7
2001	5-5	6-4	11-9	2013	7-6	3-4	10-10 <sup>P</sup>
2002	7-3	5-5	12-8	2014	2-2	2-2	4-4
2003	5-4	4-6	9-10	2015	4-6	2-2	6-8
2004	8-3	4-6	12-9	2016	3-4	0-3	3-7
2005	6-1	1-5	7-6				

P - Includes postseason

## MEDIA POLICIES

### CREDENTIALS:

- All credential requests must be submitted to the Binghamton Rumble Ponies Director of Broadcasting & Media Relations:  
Tim Heiman ([tim@binggrp.com](mailto:tim@binggrp.com))
- Daily credential requests must be submitted at least 24 hours prior to requested game
- Following approval, credentials may be picked up at the NYSEG Stadium Box Office

### PRESS BOX:

- Lineups, game notes, statistics, media guides and all other game-related information will be provided in the press box
- Seating in the NYSEG press box is limited and therefore not guaranteed
- WiFi and outlets for wired internet are available
- No cheering is permitted in the press box
- Box scores will be distributed in the press box following the game
- Press box will close 70 minutes after final out

### FIELD ACCESS:

- Media members are permitted in the dugout and on the warning track during batting practice at their own risk
- The Binghamton Rumble Ponies are not liable for any injury sustained by a media member while on the field
- No field access will be permitted starting one hour prior to first pitch

### CLUBHOUSE:

- Clubhouses will be accessible for credentialed media up to one hour prior to first pitch
- Clubhouses reopen ten minutes after final out
- Access to B-Mets and visiting clubhouses open only to those possessing "Media" credentials
- Those possessing "Photo" or "Visitor" passes are not permitted in clubhouses
- Still photography is prohibited in clubhouses
- Media member are prohibited from training room, players' lounges or batting tunnel

# 2017 OPPONENT BREAKDOWN

## AKRON (19)

Date	City	Time
4/24	Akron	6:35 PM
4/25	Akron	6:35 PM
4/26	Akron	6:35 PM
5/1	Binghamton	6:35 PM
5/2	Binghamton	6:35 PM
5/3	Binghamton	12:05 PM
5/11	Binghamton	6:35 PM
5/12	Binghamton	7:05 PM
5/13	Binghamton	1:05 PM
5/14	Binghamton	1:05 PM
7/17	Binghamton	6:35 PM
7/18	Binghamton	6:35 PM
7/19	Binghamton	1:05 PM
7/24	Akron	7:05 PM
7/25	Akron	7:05 PM
7/26	Akron	12:05 PM
8/11	Akron	7:05 PM
8/12	Akron	7:05 PM
8/13	Akron	2:05 PM

## ALTOONA (6)

Date	City	Time
5/16	Binghamton	6:35 PM
5/17	Binghamton	6:35 PM
5/18	Binghamton	10:35 AM
7/4	Altoona	7:00 PM
7/5	Altoona	7:00 PM
7/6	Altoona	7:00 PM

## BOWIE (6)

Date	City	Time
5/19	Bowie	7:05 PM
5/20	Bowie	6:35 PM
5/21	Bowie	2:05 PM
6/20	Binghamton	6:35 PM
6/21	Binghamton	6:35 PM
6/22	Binghamton	6:35 PM

## ERIE (19)

Date	City	Time
4/13	Binghamton	6:35 PM
4/14	Binghamton	7:05 PM
4/15	Binghamton	1:05 PM
4/21	Erie	6:35 PM
4/22	Erie	4:05 PM
4/23	Erie	1:35 PM
6/13	Erie	7:05 PM
6/14	Erie	7:05 PM
6/15	Erie	12:05 PM
8/8	Binghamton	6:35 PM
8/9	Binghamton	6:35 PM
8/10	Binghamton	6:35 PM
8/14	Erie	7:05 PM
8/15	Erie	7:05 PM
8/16	Erie	7:05 PM
8/28	Binghamton	6:35 PM
8/29	Binghamton	6:35 PM
8/30	Binghamton	6:35 PM
8/31	Binghamton	6:35 PM

## HARRISBURG (14)

Date	City	Time
6/9	Harrisburg	7:00 PM
6/10	Harrisburg	6:00 PM
6/11	Harrisburg	3:30 PM
6/30	Binghamton	7:05 PM
7/1	Binghamton	7:05 PM
7/2	Binghamton	1:05 PM
7/3	Binghamton	6:35 PM
7/20	Harrisburg	7:00 PM
7/21	Harrisburg	7:00 PM
7/22	Harrisburg	6:00 PM
7/23	Harrisburg	1:30 PM
8/4	Harrisburg	7:00 PM
8/5	Harrisburg	6:00 PM
8/6	Harrisburg	1:30 PM

## HARTFORD (15)

Date	City	Time
5/26	Binghamton	7:05 PM
5/27	Binghamton	7:05 PM
5/28	Binghamton	6:35 PM
5/29	Binghamton	1:05 PM
6/26	Hartford	7:05 PM
6/27	Hartford	7:05 PM
6/28	Hartford	7:05 PM
6/29	Hartford	7:05 PM
7/7	Binghamton	7:05 PM
7/8	Binghamton	7:05 PM
7/9	Binghamton	1:05 PM
9/2	Binghamton	7:05 PM
9/3	Binghamton	7:05 PM
9/4	Binghamton	1:05 PM

## NEW HAMPSHIRE (21)

Date	City	Time
4/6	Manchester	6:35 PM
4/7	Manchester	6:35 PM
4/8	Manchester	5:35 PM
4/9	Manchester	1:35 PM
4/28	Binghamton	7:05 PM
4/29	Binghamton	1:05 PM
4/30	Binghamton	1:05 PM
5/4	Manchester	6:05 PM
5/5	Manchester	6:35 PM
5/6	Manchester	5:35 PM
5/7	Manchester	1:35 PM
6/23	Manchester	7:05 PM
6/24	Manchester	7:05 PM
6/25	Manchester	1:35 PM
7/27	Binghamton	6:35 PM
7/28	Binghamton	7:05 PM
7/29	Binghamton	7:05 PM
7/30	Binghamton	1:05 PM
8/21	Binghamton	6:35 PM
8/22	Binghamton	6:35 PM
8/23	Binghamton	6:35 PM

## PORTLAND (20)

Date	City	Time
4/10	Portland	6:00 PM
4/11	Portland	6:00 PM
4/12	Portland	11:00 AM
4/17	Binghamton	6:35 PM
4/18	Binghamton	6:35 PM
4/19	Binghamton	6:35 PM
4/20	Binghamton	6:35 PM
5/8	Portland	6:00 PM
5/9	Portland	6:00 PM
5/10	Portland	6:00 PM
6/2	Binghamton	7:05 PM
6/3	Binghamton	7:05 PM
6/4	Binghamton	1:05 PM
8/18	Binghamton	7:05 PM
8/19	Binghamton	7:05 PM
8/20	Binghamton	1:05 PM
8/24	Portland	7:00 PM
8/25	Portland	7:00 PM
8/26	Portland	6:00 PM
8/27	Portland	1:00 PM

## READING (7)

Date	City	Time
6/16	Binghamton	7:05 PM
6/17	Binghamton	7:05 PM
6/18	Binghamton	1:05 PM
7/13	Reading	7:05 PM
7/14	Reading	7:05 PM
7/15	Reading	6:35 PM
7/16	Reading	2:05 PM

## RICHMOND (7)

Date	City	Time
5/22	Richmond	6:35 PM
5/23	Richmond	6:35 PM
5/24	Richmond	6:35 PM
5/25	Richmond	6:35 PM
6/6	Binghamton	6:35 PM
6/7	Binghamton	6:35 PM
6/8	Binghamton	6:35 PM

## TRENTON (6)

Date	City	Time
5/30	Trenton	7:00 PM
5/31	Trenton	7:00 PM
6/1	Trenton	7:00 PM
8/1	Binghamton	6:35 PM
8/2	Binghamton	6:35 PM
8/3	Binghamton	6:35 PM



### PRE-GAME SCHEDULE

	1:05 PM	5:35 PM	6:35 PM	7:05 PM
Individual Extra Workouts	—	—	2:00 PM	2:30 PM
Pitchers Stretch	8:50 AM	1:20 PM	2:20 PM	2:50 PM
Position Player Stretch	9:50 AM	2:20 PM	3:20 PM	3:50 PM
Ponies Batting Practice	10:20 AM	2:50 PM	3:50 PM	4:20 PM
Visitors Batting Practice	11:05 AM	3:35 PM	4:35 PM	5:05 PM
Clubhouses Close	12:05 PM	4:35 PM	5:35 PM	6:05 PM

B I N G H A M T O N



**RUMBLEPONIES**™