

NEW ORLEANS

WONT BOW DOWN



2019-20 MEDIA GUIDE



2019-20 SCHEDULE

OCTOBER

SUN	MON	TUE	WED	THU	FRI	SAT
		1	2	3	4	5
6	ATL 6:30 PM	8	9 CHI 7 PM	10	11 UTA 7 PM	12
13 SAS 3 PM	14	15	16	17	18 NYK 7 PM	19
20	21	22 TOR 7 PM	23	24	25 DAL 7 PM	26 HOU 7 PM
27	28 GSW 7 PM	29	30	31 DEN 6:30 PM		

FEBRUARY

SUN	MON	TUE	WED	THU	FRI	SAT
						1
2 HOU 1 PM	3	4 MIL 6:30 PM	5	6 CHI 7 PM	7	8 IND 6:30 PM
9	10	11 POR 7 PM	12	13 OKC 7 PM	14	15
16	17	18	19	20	21 POR 9:30 PM	22
23 GSW 7:30 PM	24	25 LAL 9 PM	26	27	28 CLE 7 PM	29

NOVEMBER

SUN	MON	TUE	WED	THU	FRI	SAT
					1	2 OKC 4 PM
3	4 BKN 6:30 PM	5	6	7	8 TOR 7 PM	9 CHA 6 PM
10	11 HOU 7 PM	12	13	14 LAC 7 PM	15	16 MIA 7 PM
17 GSW 6 PM	18	19 POR 7 PM	20	21 PHX 9:30 PM	22	23 UTA 8 PM
24 LAC 8 PM	25	26	27 LAL 8:30 PM	28	29 OKC 7 PM	30

MARCH

SUN	MON	TUE	WED	THU	FRI	SAT
1 LAL 7 PM	2	3 MIN 7 PM	4 DAL 7:30 PM	5	6 MIA 7 PM	7
8 MIN 2:30 PM	9	10	11 SAC 9 PM	12	13 UTA 8 PM	14 LAC 9:30 PM
15	16 ATL 7 PM	17	18 SAS 7 PM	19	20	21 MEM 7 PM
22 SAC 6 PM	23	24 MEM 7 PM	25	26	27 NYK 7 PM	28
29 ORL 5 PM	30	31 ATL 6:30 PM				

DECEMBER

SUN	MON	TUE	WED	THU	FRI	SAT
1 OKC 4 PM	2	3 DAL 6:30 PM	4	5 PHX 7 PM	6	7 DAL 1 PM
8	9 DET 7 PM	10	11 MIL 8:30 PM	12	13 PHI 6 PM	14
15 ORL 2:30 PM	16	17 BKN 7 PM	18 MIN 7 PM	19	20 GSW 9:30 PM	21
22	23 POR 9 PM	24	25 DEN 9:30 PM	26	27	28 IND 6 PM
29 HOU 7 PM	30	31				

APRIL

SUN	MON	TUE	WED	THU	FRI	SAT
			1 WAS 6 PM	2	3	4
5 SAS 6 PM	6	7 CHA 7 PM	8	9 PHX 7 PM	10	11 PHI 6 PM
12	13 WAS 7 PM	14	15 SAS 6:30 PM	16	17	18

JANUARY

SUN	MON	TUE	WED	THU	FRI	SAT
			1	2	3 LAL 9:30 PM	4 SAC 9 PM
5	6 UTA 7 PM	7	8 CHI 7 PM	9	10 NYK 7 PM	11 BOS 6 PM
12	13 DET 6 PM	14	15	16 UTA 7 PM	17	18 LAC 2:30 PM
19	20 MEM 4 PM	21	22 SAS 7 PM	23	24 DEN 7 PM	25
26 BOS 5 PM	27	28 CLE 6:30 PM	29	30	31 MEM 7 PM	

- PRESEASON HOME
- PRESEASON AWAY
- HOME GAME
- AWAY GAME
- FSNO
- ABC
- TNT
- ESPN

ALL TIMES CENTRAL. DATES, TIMES, AND TELEVISION SUBJECT TO CHANGE.



CREDITS

Editors
Design, Layout and Production
Photography
Special Thanks

Matt Ryan, Will McClaran, Chris Trahan, Henry Valier
Eddie Coe
Layne Murdoch, NBA Photos
Randy Robles, Bob Rosen, Chris Thorn and the Elias Sports Bureau

© 2019 New Orleans Pelicans

All NBA and team insignia depicted in this publication are the property of NBA Properties, Inc. and the respective teams of the NBA and may not be reproduced for commercial purposes without the prior written consent of NBA Properties, Inc.

The information contained in this publication was compiled by the New Orleans Pelicans and is provided as a courtesy to our fans and the press and may be used only for personal or editorial purposes. Any commercial use of this information is prohibited without the prior written consent of the New Orleans Pelicans.

GENERAL INFORMATION



5800 Airline Drive
Metairie, LA 70003
(504) 593-4700
www.pelicans.com

2019-20 KEY DATES

October 22	2019-20 Season Tips Off
January 5	10-day Contracts can now be signed
January 10	All Contracts are guaranteed for remainder of the season
January 15	Last Day to sign NBA Two-Way Contracts
February 6	NBA Trade Deadline (3 p.m. ET)
February 14-16	2020 NBA All-Star (Chicago)
April 15	Last Day of 2019-20 Regular Season
April 18	2020 NBA Playoffs begin
April 26	NBA Draft Early Entry Eligibility Deadline (11:59 p.m. ET)
May 4-5	Conference Semifinals begin (possible move up to May 2-3)
May 19	2020 NBA Draft Lottery (Chicago)
May 19-20	Conference Finals begin (possible move-up to May 17-18)
May 21-24	2020 NBA Draft Combine (Chicago)
June 4	2020 NBA Finals begin
June 15	NBA Draft Early Entry Withdrawal Deadline (5 p.m. ET)
June 21	The Finals 2020 latest possible date
June 25	2020 NBA Draft

NBA ALIGNMENT

WESTERN CONFERENCE

Northwest Division

Denver Nuggets
Minnesota Timberwolves
Oklahoma City Thunder
Portland Trail Blazers
Utah Jazz

Pacific Division

Golden State Warriors
Los Angeles Clippers
Los Angeles Lakers
Phoenix Suns
Sacramento Kings

Southwest Division

Dallas Mavericks
Houston Rockets
Memphis Grizzlies
New Orleans Pelicans
San Antonio Spurs

EASTERN CONFERENCE

Central Division

Chicago Bulls
Cleveland Cavaliers
Detroit Pistons
Indiana Pacers
Milwaukee Bucks

Southeast Division

Atlanta Hawks
Charlotte Hornets
Miami Heat
Orlando Magic
Washington Wizards

Atlantic Division

Boston Celtics
Brooklyn Nets
New York Knicks
Philadelphia 76ers
Toronto Raptors

TABLE OF CONTENTS

OWNERSHIP

7	Tom Benson
14	Gayle Benson
16	Dennis Lauscha
17	Executive Staff

ADMINISTRATION

19-21	Marketing, Game Presentation, Production, Governmental Relations/Business Operations
22-26	Corporate Partnerships, Ticket Sales, Service, & Operations
27-28	Finance
29	Legal

BASKETBALL OPERATIONS

31	David Griffin
32	Trajan Langdon
33	Alvin Gentry
34	Chris Finch
	Jeff Bzdelik
35	Fred Vinson
	Jamelle McMillan
	Joe Boylan
36	Michael Ruffin
	AJ Diggs
	Teresa Weatherspoon
37	Brian Ormandy
	Swin Cash
	Bryson Graham
38	J.J. (Jimmy) Polk
	Shane Kupperman
	Marc Chasanoff
	Adam Barnes
39	Aaron Nelson
	Tom Maystadt
40	Jason Sumerlin
	David Jovanovic
41	Basketball Operations Staff

PLAYERS

43-44	Roster
45	Nickeil Alexander-Walker
47	Lonzo Ball
49	Derrick Favors
52	Josh Hart
54	Jaxson Hayes
56	Jrue Holiday
59	Brandon Ingram
61	Frank Jackson
63	Nicolo Melli
65	Darius Miller
67	E'Twaun Moore
70	Jahlil Okafor
72	JJ Redick
76	Kenrich Williams
78	Zion Williamson
79	Zylan Cheatham
80	Josh Gray

2018-19 SEASON SUMMARY

83	Final Roster & Statistics
84	Game-by-Game Final Results
85	Team Highs and Lows
86	Individual Highs
87	Top Team Performances
	Top Individual Performances

88-89	Miscellaneous Statistics
90	Leadership
	Missed Games

TEAM HISTORY

92	Year-by-Year Coaches/Assts/Execs
93-108	Year-by-Year Statistics
109-124	All-Time Roster
125-134	All-Time Transactions
135	Draft History
136	Award Winners
137	All-Star Weekend
138	All-Time Collegiate Roster
139	All-Time Numerical Roster
140	Franchise Firsts
	All-Time Attendance Totals
141-143	All-Time Preseason Results/Records

RECORDS

145-146	Team Highs/Lows
147-148	Opponent Team Highs/Lows
149	Individual Highs
150	Opponent Individual Highs
151	Miscellaneous Records
	All-Time Top Team Performances
	All-Time Top Individual Performances
152	Rookie Highs
	Margins/Leads/Highest Score
153	Top Scoring Performances
	Consecutive Games Records
	Triple-Doubles
	20-Point/20-Rebound Performances
154-156	Year-by-Year Comparisons
	Record When
	Record by
	Year-by-Year Leaders
157	Year-by-Year NBA Rankings
158	Career Leaders
159	Franchise Bests
160-163	Playoff Records
	All-Time Game-by-Game
	Year-by-Year Statistics
164	All-Time Team Highs and Lows
165	All-Time Individual Highs
166	Top Team Performances
167	Top Individual Performances
168	Playoff Leaders

OPPONENTS/NBA

170	Atlanta Hawks
	Boston Celtics
171	Brooklyn Nets
	Charlotte Hornets
172	Chicago Bulls
	Cleveland Cavaliers
173	Dallas Mavericks
	Denver Nuggets
174	Detroit Pistons
	Golden State Warriors
175	Houston Rockets
	Indiana Pacers
176	Los Angeles Clippers
	Los Angeles Lakers
177	Memphis Grizzlies
	Miami Heat

178	Milwaukee Bucks
	Minnesota Timberwolves
179	New York Knicks
	Oklahoma City Thunder
180	Orlando Magic
	Philadelphia 76ers
181	Phoenix Suns
	Portland Trail Blazers
182	Sacramento Kings
	San Antonio Spurs
183	Toronto Raptors
	Utah Jazz
184	Washington Wizards
	2018-19 Standings
185	2018-19 NBA Indiv. Leaders
186	2018-19 NBA Team Indiv. Highs & Lows
187	2018-19 Attendance Totals
	NBA Honor Roll
188	2019 NBA Draft
189-190	All-Time NBA Statistical Leaders
190	All-Time NBA Career Scorers

MEDIA

192	Following the Pelicans/Affiliates
193	Greg Bensel
	Joel Meyers
194	Antonio Daniels
	Jen Hale
195	Todd Graffagnini
	John DeShazier
196	Daniel Sallerson
	Fred Ruckert
	Caroline Gonzalez
	Jim Eichenhofer
197	Jordy Spitale
	Doug Tatum
	Digital Media Staff
198	Matt Ryan
	Will McClaran
	Chris Trahan
	Henry Valier
199-200	Media Guidelines & Policies
201	Smoothie King Center Map

MISCELLANEOUS

203	Smoothie King Center
204	Ticket Map
	Ochsner Sports Performance Center
205	Logos/Marks
206	Uniforms
207	Court Design
208	NBA Information
	International Offices
209-210	2019-20 NBA G League Directory
210	G League Affiliate: Erie Bayhawks
211	Community Initiatives
	NBA Cares

WON'T BOW DOWN

STAFF DIRECTORY

EXECUTIVE

Gayle Benson	Owner
Dennis Lauscha	President
Greg Bensele	Senior Vice President of Communications & Broadcasting
Ben Hales	Senior Vice President/Chief Operating Officer
Ed Lang	Senior Vice President/Chief Financial Officer
Vicky Neumeyer	Senior Vice President/General Counsel
Michael Stanfield	Senior Vice President of Sales
Melissa Manwaring	Senior Executive Assistant to the Owner
Melissa Hoang	Executive Personal Assistant to the Owner
Jeanne Brown	Executive Assistant to the President
Charles Vedros	Personal Assistant to the Owner

BASKETBALL OPERATIONS

David Griffin	Executive Vice President of Basketball Operations
Trajan Langdon	General Manager
Swin Cash	Vice President of Basketball Operations & Team Development
Bryson Graham	Assistant General Manager
J.J. (Jimmy) Polk	Executive Director of Basketball Administration
Shane Kupperman	Senior Director, Salary Cap & Strategy
Marc Chasanoff	Senior Director of Basketball Operations/ Erie Bayhawks General Manager
Adam Barnes	Chief of Staff
Ramon Sessions	Director of Team Development & Player Engagement
Somak Sarkar	Analytics Manager
Jason Brown	Advance Scouting Manager
Peggy McCranie	Basketball Operations Receptionist
Alex Kaufman	Basketball Operations Intern
Randy Greenup	Director of Team Security
Sherman Mushatt	Security Officer
Chico Robinson	Security Officer

COACHING

Alvin Gentry	Head Coach
Chris Finch	Associate Head Coach, Offense
Jeff Bzdelik	Associate Head Coach, Defense
Fred Vinson	Assistant Coach
Jamelle McMillan	Assistant Coach
Joe Boylan	Assistant Coach/Director of Player Development
Michael Ruffin	Assistant Coach/Player Development Coach
AJ Diggs	Two-Way Player Development Coach
Teresa Weatherspoon	Two-Way Player Development Coach
Brian Ormandy	Video Coordinator
Nathan Bubbs	Assistant Video Coordinator
Jon Tramer	Video Intern
Darnell Lazare	Player Development Assistant Coach
Brandon Demas	Player Development Associate Coach
Jordan McGuire	Player Development Associate Coach

ATHLETIC TRAINING

Aaron Nelson	Vice President of Player Care and Performance
Tom Maystadt	Head Athletic Trainer
Jason Sumnerlin	Head Strength & Conditioning Coach
Dr. Misty Suri, MD, M.S.	Director of Medical Services
Dr. Andrew Gottschalk	Medical Team Physician
Jared Lewis	Physical Therapist
Todd Campbell	Athletic Trainer
Stan Williams	Assistant Strength & Conditioning Coach/ Assistant Athletic Trainer
Ariel St. Julien	Team Dietician

EQUIPMENT

David Jovanovic	Equipment Manager
Jaxon Markworth	Assistant Equipment Manager

COMMUNICATIONS

Matt Ryan	Director of Basketball Communications
Will McClaran	Basketball Communications Manager
Chris Trahan	Basketball Communications Coordinator
Jordy Spitale	Corporate Communications Manager
Henry Valier	Communications Associate

BROADCASTING

Daniel Sallerson	Sr. Radio Broadcasting Manager/Studio Host
Fred Ruckert	Marketing & Broadcast Manager
Caroline Gonzalez	Broadcast Coordinator
Josh Richardson	Executive Producer
Joel Meyers	TV Play-by-Play Announcer
Antonio Daniels	TV Color Analyst
Jen Hale	TV Sideline Reporter
Todd Graffagnini	Radio Play-by-Play Announcer
John DeShazier	Radio Color Analyst

DIGITAL MEDIA

Doug Tatum	Vice President of Digital Media
Alex Restrepo	Director of Social Media
Beth Blackburn	Manager of Digital Platforms
Andy Weibaecher	Digital Developer
Jim Eichenhofer	Publications & New Media Manager
McKell Favrot	Digital Content/Partnerships Manager
Caroline Gonzalez	Digital Media Coordinator
Leslie Gamboni	Social Media Coordinator
Sam Shannon	Digital Media Analyst
Mason Burgin	Social Media Associate
Chase Wales	Social Media Associate

FINANCE & ACCOUNTING

Diane North	Vice President, Controller
Katelyn Peralut	Assistant Controller
Jeremy Mannino	Accounting Manager
Emma Piglia	Staff Accountant

HUMAN RESOURCES

Pat McKinney	Vice President of Human Resources
Alyssa Hadden	Human Resources Director
Mary Vinet	Benefits Manager
Shelley Bennett	Payroll Manager
Matt Sharpe	Staff Attorney

INFORMATION TECHNOLOGY

Jeff Huffman	Sr. Director of IT Security and Administration
Jody Barbier	Director of IT Operations
Kevin Brewer	Computer and Information Systems Manager
Chris Chaptal	Desktop Support Specialist
Brock Orrett	Desktop Support Specialist

BUSINESS INTELLIGENCE

Ben Wang	Executive Director, Business Intelligence
Kate McCabe	Business Intelligence Manager
Stephen Neal	Sr. Business Intelligence Analyst
Tejas Bala	Business Intelligence Analyst
Susan Chadwick	Business Intelligence Analyst
Matt Marker	Business Intelligence Associate

GOVERNMENTAL RELATIONS/BUSINESS OPERATIONS

Stephen Pate	Vice President of Governmental Affairs & Business Operations
Julie Borsch	Director of Community Affairs
Elicia Broussard-Sheridan	Director of Social Unification & Youth Programs
Ian Tigchelaar	Senior Director of Operations
Josh Harris	Operations Manager
Katie Krajcer	Initiatives Manager
Jason Lapouble	Community Affairs Manager



Austin Pasco	Youth Programs Manager
Marshé Washington	Fan Engagement Manager
Megan Bourg	Operations Coordinator
Adam Fournier	Youth Programs Coordinator
Morgan Parmer	Fan Engagement Coordinator
Chris Payton	Community Affairs Coordinator
Stephen Hetro	Community Affairs Associate
Janeicia Neely	Youth Programs Associate
Bryce Marullo	Operations Associate

BRAND STRATEGY

Jen Martindale	Vice President of Brand Strategy
Eddie Coe	Senior Graphic Designer
Keith Clavierie	Creative Services Manager
Dan Askin	Director of Digital Marketing
Trevor Diedrich	Graphic Designer
Thomas Squire	Graphics Associate

GAME PRESENTATION

Kyle Huber	Director of Game Presentation
Ashley Deaton	Senior Director of Entertainment Teams
Lindsey Hages	Senior Manager of Game Presentation
Alyssa Sprunk	Game Day Operations Manager
Sara Anderson	Dance Team Manager
Derek Carter	Mascot Coordinator
Caillin Fournier	Game Presentation Associate
Paul Jensen	Game Day Operations Associate

PRODUCTION

Shaneika Dabney-Henderson	Vice President of Production
James Crossbie	Director of Video Production
Bianna Latino	Production Manager
Shota Hashimoto	Motion Graphics Manager
Jamie Banks	Motion Graphics Coordinator
Seth Lewis	Motion Graphics Coordinator
Jon Mahody	Shooter/Editor
Gabriel Garza	Video Production Associate
Ryan Micklin	Motion Graphics Associate
Layne Murdoch	Video/Still Photography Manager
Ashley Amoss	Video Producer
Brendan Hassett	Video Producer
Ben Johnson	Video Producer

TICKET SALES & SERVICE LEADERSHIP

Bryan Ross	Vice President of Ticket Sales, Service, and Operations
Blake Simon	Director of Service & Retention
Matt Dixon	Director of Premium Seating
Ryan Miller	Director of Ticket Operations
Chris Guidry	Director of Group Sales and Service
Gena Boudreaux	Manager of Season Ticket Service & Retention
Zac Cooper	Season Ticket Sales Manager
Philicia Douglas	Manager of Inside Sales
Mariana Jerez	Ticket Service Manager
Al Vallette	Box Office Manager

SEASON TICKET SERVICE & RETENTION

Courtney Gros	Senior Account Executive
Stephanie Johnson	Senior Account Executive
Tim Grycz	Senior Account Executive
Mario Scarfalloto	Senior Account Executive
Rashii Givens	Account Executive
Blake Leonard	Account Executive
Roger Perryman	Account Executive
Jordan Thomas	Account Executive
Molly Threeton	Service and Retention Coordinator
Angela Leon	Ticket Administration Manager

PREMIUM SALES & SERVICE

Kevin Ferguson	Senior Premium Account Manager
----------------------	--------------------------------

Brian Bean	Premium Account Manager
Nick Batista	Premium Sales Manager
Jon Gibson	Premium Account Executive
Emile Maffei	Premium Account Executive
Adam Begoun	Premium Service Coordinator
Nicole Batista	Premium Service Coordinator

GROUP TICKET SALES & SERVICE

Denton Hunter	Senior Group Sales Account Executive
Jesse Nantz	Senior Group Sales Account Executive
Chris Harpster	Group Sales Account Executive
DeAngelo Norris	Group Sales Account Executive
Lauren Sims	Group Sales Account Executive
Aaron Appleberry	Ticket Service Associate
Jared Bassett	Ticket Service Associate
Rachel Coblenz	Ticket Service Associate
Josh Daniels	Ticket Service Associate
Reed Melancon	Ticket Service Associate
Joe Schwartz	Ticket Service Associate
Autumn Crawford	Group Sales Associate
Paris Fallo	Group Sales Associate
Rechelle Fields	Group Sales Associate
Dominic Zahn	Group Sales Associate

TICKET OPERATIONS

Joe Chavis	Ticket Operations & Parking Manager
Jonathan Pick	Ticket Operations Coordinator
Bradley Abadie	Ticket Operations Associate
Kristy Pugliese	Ticket Operations Associate

NEW BUSINESS DEVELOPMENT

Carrie Albright	Account Executive
Andrew Boylan	Account Executive
Dustin Matherne	Account Executive
Jim Pollino	Account Executive
David Stern	Account Executive

INSIDE SALES


Richard Hall	Inside Sales Associate
Sydney Labiche	Inside Sales Associate
Dan Orednick	Inside Sales Associate
Eric Pacheco	Inside Sales Associate
Ethan Patt	Inside Sales Associate
Yan Qi	Inside Sales Associate
Sydney Slevin	Inside Sales Associate
Daniel Tsuei	Inside Sales Associate
Drew Waddell	Inside Sales Associate

CORPORATE PARTNERSHIPS

Matt Webb	Vice President of Corporate Partnerships
Alex Schulte	Senior Director, Corporate Partnerships
Chase Atkinson	Director, Corporate Partnerships
Kelly Batista	Director of Partnership Marketing
Jenna Parenton	Director of Partnership Marketing
Chase Langdon	Partnership Strategy Manager
Erica Bernadas	Senior Manager, Corporate Partnerships
David Adams	Corporate Partnership Account Executive
Gerald Bridges	Corporate Partnership Account Executive
Jonathan Pizzo	Corporate Partnership Account Executive
Kaitlin Donahoe	Partnership Marketing Account Manager
Courtney Boyd	Partnership Marketing Coordinator
Megan Carroll	Partnership Marketing Coordinator
Taylor Johnson	Partnership Marketing Coordinator
Eavan Martin	Partnership Marketing Coordinator
Virginia Pace	Partnership Marketing Coordinator
Blair Positerry	Creative Services Coordinator
Jesse Thomas	Partnership Marketing Coordinator
Evan Jones	Partnership Marketing Associate
Madeline Williams	Partnership Marketing Associate

OWNERSHIP



**TOM BENSON**

1927-2018

In a career in business and professional sports that spanned over 70 years, Tom Benson was an endearing figure in his hometown of New Orleans as well as throughout the NBA and the NFL. Mr. Benson served as the owner of the New Orleans Pelicans since 2012 and the New Orleans Saints since 1985 until his death on March 15, 2018. He was survived by his wife Gayle.

In 2012 Mr. Benson purchased the Hornets franchise from the National Basketball Association, which was successfully rebranded as the Pelicans. The objectives in his ownership of the basketball team were the same as his stewardship of the Saints: to produce a team on-the-court that will compete for championships every year, while making a significant positive impact off-the-court in the community. Upon the ownership transfer, construction immediately started on a state-of-the-art basketball practice facility adjacent to the Saints practice fields, which now comprises the Ochsner Sports Performance Center, with the entire Pelicans organization being housed together for the first time in the franchise's history. Through agreements with the State of Louisiana upon the purchase of the Pelicans, the Smoothie King Center has undergone nearly a complete renovation since the 2012 purchase, featuring a new center-hung HD video scoreboard in 2015, along with several fan upgrades. On the court, after Mr. Benson inherited a team that finished with the worst record in the NBA's Western Conference in 2011-12, the Pelicans have built through a combination of the draft, free agent signings and trades to become a stable and successful organization, reaching the playoffs for the second time in 2018 since the purchase of the club.

WON'T BOW DOWN

BENSON MILESTONES

1985: Ownership of the Saints officially transferred to Tom Benson on May 31 and he becomes managing general partner of the club.

1986: The Benson influence begins as the owner puts his management team in charge of the franchise, hiring Jim Finks as president/general manager and Jim Mora as head coach.

1987: The Saints post a franchise-best 12-3 record—including victories in the final nine contests—and make the playoffs for the first time.

1988: The Saints finish 10-6, posting a double-digit victory total again and achieving consecutive winning seasons for the first time.

1989: Mr. Benson appointed Chairman of the league's most influential group, the NFL Finance Committee, a position he kept for three separate stints, before most recently stepping down in 2013.

1990: After winning six of their last nine games, the Saints earn their second playoff appearance by finishing second in the NFC West.

1991: New Orleans clinched its first division championship with an 11-5 record and capture the NFC West.

1992: The Saints post a 12-4 record and host a playoff game for the second-straight year. Mr. Benson assumes sole ownership of the club.

1993: The Saints finish second in the NFC West, with the club recording its seventh-straight non-losing season.

1996: Marking a first for the organization, the coaches, players and staff are housed under one roof with the opening of the team's state-of-the-art facility in Metairie.

2000: New Orleans wins the NFC West with a 10-6 record. The Saints win their first playoff game, a 31-28 thriller over St. Louis in the Superdome.

2002: The city hosts its fourth Super Bowl during Mr. Benson's tenure as owner. Mr. Benson promotes Mickey Loomis to general manager of football operations.

2003: Mr. Benson again appointed Chairman of the Finance Committee; Construction of new indoor practice facility and other improvements are finished before training camp, as the club holds camp in Metairie for the first time in franchise history.

2005: After Hurricane Katrina ravaged the Gulf South on the verge of the NFL's opening weekend, Benson was forced to move the club's entire operation. Under his leadership, the Saints were able to continue the season, including holding four games in Baton Rouge. The club established the Hurricane Katrina Relief Fund, raising over \$1 million.

2006: The team returns to Louisiana, with Mr. Benson positioning the club as an emblem of the state's resolve and determination in rebuilding. The Saints—selling out on a season-ticket basis for the first time—win the NFC South title under the guidance of new head coach Sean Payton and the spark of free agent acquisition Drew Brees, finishing at 10-6. The victory total included a memorable, 23-3 win over Atlanta in the reopening of the Superdome. The team advanced to the NFC Championship for the first time in franchise history. Payton and Loomis were consensus choices for the NFL Coach of the Year and NFL Executive of the Year awards respectively.

2008: Mr. Benson purchases WVUE, making FOX-8 the only network-affiliated television station in the New Orleans market that is wholly locally owned. The Saints defeat the San Diego Chargers at London's Wembley Stadium, playing in their first regular season game outside the United States.

2009: In what Mr. Benson considers part of his legacy in Louisiana, the New Orleans native reaches an agreement with the state through 2025 that will create a new Sports Development District downtown, including a completely renovated Mercedes-Benz Superdome. The Benson family purchased and redeveloped two properties—each adjacent to the Superdome—an economic windfall for the region without any new taxes. New Orleans is selected by the NFL to host Super





Bowl XLVII, to be played on February 3, 2013, with Mr. Benson serving as the city's leading advocate in the campaign. It is the fifth time New Orleans will host the Super Bowl since he's owned the club. On the field, the Saints enjoy their most successful season in franchise history. New Orleans sets a club record for victories with a 13-3 regular season, capturing the NFC South title. The Saints then hosted the NFC Championship game for the first time and advance to their first Super Bowl with a 31-28 overtime victory over the Minnesota Vikings on January 24, 2010. New Orleans then defeated the Indianapolis Colts, 31-17, on February 7, 2010, in Super Bowl XLIV at Sun Life Stadium in South Florida to give the Saints their first-ever NFL title.

2010: Sparked by a six game winning streak, the Saints finish 11-5 and qualify for the playoffs, making back-to-back postseason appearances for the first time since 1992.

2011: The club's completely renovated stadium makes its debut as the Mercedes-Benz Superdome, following a 10-year naming rights and sponsorship agreement with the automaker. The Saints enjoy an eight-game winning streak to end the regular season and finish 13-3, capturing their second NFC South title in three seasons. The team sets the NFL single-season record for total net yardage, while Brees and RB Darren Sproles set the NFL's single-season passing yardage and all-purpose yardage records.

2012: Continuing his longstanding commitment to the Gulf South region and the City of New Orleans, Mr. Benson agrees to purchase the National Basketball Association's New Orleans Hornets. The Saints practice facility undergoes a multimillion dollar renovation and expansion, which will house both the NFL and NBA clubs under one roof. Brees sets an NFL record that stood since 1960, as he threw a touchdown pass in 54 consecutive games.

2013: The City of New Orleans hosts Super Bowl XLVII on February 3, the 10th time the Crescent City has hosted the league's championship game (tied for first with South Florida) and the fifth time during Mr. Benson's ownership tenure.

2014: The Pelicans make their debut under the team's new namesake on Wednesday, Oct. 30 at Opening Night against the Indiana Pacers. New Orleans and the Pelicans host the 2014 NBA All-Star festivities from Feb. 14-16 for the second time in six years. For the first time in its history, the home of New Orleans' NBA team has naming rights as the New Orleans Arena becomes the Smoothie King Center as the locally-born company makes the ultimate commitment to the city.

2015: The Pelicans make the postseason for the first time under Mr. Benson's ownership. The team finishes the regular season 45-37, marking both the first winning season and playoff appearance since the 2010-11 season. The postseason run is the first under the new Pelicans identity.

2017: New Orleans hosts NBA All-Star Weekend for the second time under Mr. Benson's ownership, and the third time overall, making the Crescent City one of just six current NBA markets that have hosted the event three times. Pelicans forward Anthony Davis is named a starter for the Western Conference and earns MVP honors of the NBA All-Star Game, scoring an All-Star Game record 52 points. On July 26, the New Orleans Pelicans and Saints announce a multi-year agreement with Ochsner Health System to re-name the campus on Airline Drive the Ochsner Sports Performance Center. On Oct. 25, the Pelicans and Zatarain's announce a new integrated marketing partnership featuring the company's name, brand and logo on the team's uniforms beginning with the 2017-18 NBA season.

2018: The 2017-18 New Orleans Pelicans finish the regular season with 48 wins - the third most in franchise history - and make the playoffs for the second time since Mr. Benson's purchase. New Orleans secures a first round sweep of third seeded Portland, advancing to the Western Conference Semifinals for just the third time in franchise history. In March, Mr. Benson passes away at the age of 90, and Mrs. Benson becomes owner of the Pelicans, Saints and Mr. Benson's business enterprises.

2019: Mrs. Benson completes her first season as Owner of the Pelicans and the organization begins taking steps for the next chapter of professional basketball in the Crescent City. On April 17, Mrs. Benson names highly sought-after front office veteran David Griffin as the new Executive Vice President of Basketball Operations. Upon Griffin's appointment, the Pelicans also add renowned athletic trainer Aaron Nelson as Vice President of Player Care & Performance on May 8, Trajan Langdon as General Manager on May 19, and WNBA-veteran Swin Cash as Vice President of Basketball Operations and Team Development on June 10, making her one of the highest ranking female executives in the NBA. On May 14, New Orleans defies the odds, and, with just a six-percent chance, wins the 2019 NBA Draft Lottery, leading to the franchise selecting Duke's Zion Williamson with the first overall pick in the 2019 NBA Draft on June 20. In July, Griffin and his front office staff executes the trade of All-Star forward Anthony Davis to the Los Angeles Lakers that nets the Pelicans a historic number of young players, draftees and future draft picks, radically re-shaping the roster ahead of the 2019-20 season. During the off-season, the Pelicans' practice facility at the Ochsner Sports Performance Center undergoes a multi-million dollar renovation, which includes a completely re-invisioned weight room, medical facilities and team locker room.



GAYLE BENSON

OWNER

Gayle Benson provides leadership for the New Orleans Pelicans and New Orleans Saints as Owner, succeeding her husband, Tom Benson. The New Orleans native is an accomplished business professional and philanthropist with strong ties to the local community and who is dedicated to contributing to the growth and enhancement of the Gulf South region.

Immediately upon Mr. and Mrs. Benson's purchase of the former Hornets franchise from the NBA in 2012, construction began on a state-of-the-art basketball practice facility to house the entire organization together for the first time in New Orleans and the franchise would be rebranded as the Pelicans. Through agreements with the State of Louisiana upon the purchase of the Pelicans, the Smoothie King Center has undergone a complete renovation since the 2012 purchase, featuring a new center-hung HD scoreboard, which

debuted in 2015, along with several additional fan upgrades. Through this commitment, NBA All-Star Weekend was awarded to New Orleans in 2014 and 2017, making the city one of just six current NBA markets to host the mid-season event at least three times.

Over the past several months, Mrs. Benson, recently appointed as a member of the NBA's Labor Relations Committee, has initiated and overseen a significant overhaul of the of the Pelicans organization.

Following an extensive search for an architect to build an NBA Championship contender, Mrs. Benson hired Executive Vice President of Basketball Operations David Griffin. Griffin has made several key hires to the Pelicans basketball staff in General Manager Trajan Langdon, Vice President of Basketball Operations/Team Development Swin Cash and Vice President of Player Care and Performance Aaron Nelson. Griffin has initiated a process of acquiring an influx of new players to upgrade and build the Pelicans roster, including Lonzo Ball, Derrick Favors, Josh Hart, Brandon Ingram and JJ Redick. These acquisitions and the return of NBA All-Star and two-time NBA All-Defensive selection Jrue Holiday will combined with the selection 2018-19 Associated Press College Player of the Year in Duke forward Zion Williamson with the first overall pick will form the nucleus of the Pelicans. Griffin with Mrs. Benson's encouragement also spearheaded a multimillion dollar renovation of the Pelicans practice facilities, focusing on player development and health and wellness.

Through the support of these organizational improvements by Mrs. Benson the Pelicans have established a solid foundation for 2019-20 and beyond, with the faith in the club being recognized by the fan base in club-record season ticket sales for the upcoming campaign.

Community investment and giving back have been hallmarks of Mr. and Mrs. Benson's ownership of the Pelicans and Saints. This tradition continues under Mrs. Benson's stewardship as she has further enriched the New Orleans community through her support to causes in the health and wellness, cancer care, education, arts and faith-based sectors.

As dedicated corporate citizens, Mrs. Benson's organizations annually put millions of dollars back into the community in financial support, in-kind donations, charitable appearances and donations of goods and services. Mrs. Benson's philanthropic leadership has been recognized far and wide. Her commitment to community engagement and promoting equality among all was the impetus for her recent appointment to the NFL's Social Justice Working Group.

In March, 2018, she and Mr. Benson (posthumously), received a Dermot McGlinchey Lifetime Achievement Award from Tulane University, honoring those who have demonstrated service, volunteer involvement and commitment to Tulane and their hometown communities. In September, 2018, she was inducted into the University of New Orleans' Hall of Distinction, along with her late husband posthumously. In 2015, the couple were honored by the regional chapter of the Anti-Defamation League with the A.I. Botnick Torch of Liberty Award. In 2014, Mrs. Benson was honored by the New Orleans Council for Community and Justice with its Weiss Award, recognizing achievement for exceptional civic and humanitarian contributions.

In March, Mrs. Benson received two important educational honors. She was honored by Xavier University of Louisiana with the Sister Maris Stella "Women of Faith" Award and was recognized by the United Negro College Fund with the group's MASKED Award, for her support of educational opportunities for all. In May, Mrs. Benson was honored by the Allstate Sugar Bowl Chapter of the National Football Foundation/College Football Hall of Fame with its 2019 Distinguished American Award and the National World War II Museum selected her as an American Spirit Medallion recipient. In June, the Greater New Orleans Foundation honored Mrs. Benson with the organization's Spark Plug Award, given to an individual whose

WON'T BOW DOWN

philanthropy in the greater New Orleans community has been exemplary.

In addition to serving on the boards of several local educational institutions and the New Orleans Museum of Art, Mrs. Benson also is a member of the Audubon Commission, which oversees the Audubon Nature Institute.

Mrs. Benson has been a longtime trusted and valued member of the local Catholic community, reflecting her deep faith. She's served on Archbishop's Community Appeal campaigns for four different Archbishops over the course of the past 30 years. She has worked tirelessly with the Archdiocese of New Orleans' Catholic Charities organization and its umbrella agencies that feature nearly 50 programs and three affiliated ministries that deliver health and human services to the poor and vulnerable in the eight civil parishes which the Archdiocese serves, as well as food and nutrition services statewide. Mrs. Benson's support of the Church has been recognized on numerous occasions. She has received the Medal of the Order of St. Louis Award for her dedication to the Church. In 2010, she became an Honorary Oblate of Mary Immaculate. She holds a leadership role after being inducted as Dame Commander with Star in the Equestrian Order of the Holy Sepulchre of Jerusalem. In 2012, Mr. and Mrs. Benson received from Pope Benedict XVI the Pro Ecclesia et Pontifice award—for outstanding service to the Church and the Pontiff, the highest Papal award granted to a lay person. In recognition of their longstanding support of Catholic education, the couple also received the 2010 St. Elizabeth Ann Seton Award from the National Catholic Educational Association.

Mrs. Benson began her professional career in 1968 as a manager for a noted New York-based costume jeweler, overseeing and managing the daily operation of over 40 sales associates. She then branched out into real estate development which allowed her to successfully integrate her passion for interior design with property management. Her first real estate transaction occurred when she purchased a home in New Orleans's Irish Channel and then sold the property eight months later after extensive restoration. She would go on to purchase, manage and eventually sell several more properties, primarily in the city's Uptown district.

Mrs. Benson enjoyed a 30-year career in the design industry, a business where she achieved tremendous success. Throughout the course of her interior design career she was recognized with numerous professional awards and served as an inaugural member on the Louisiana State Board of Licensing for Interior Designers for four years. She directed numerous major design efforts with her clients, including the Mercedes-Benz Superdome, several of the city's most prestigious hotels, local supermarket chains and automobile dealerships.

In 2000, Mrs. Benson worked with the Mercedes-Benz Superdome on renovations to the iconic landmark's third and fourth level public spaces, in addition to renovations on select suites. She also owned and developed a commercial real estate building on the corner of Laura and Octavia Streets, a women's clothing private enterprise and a designer's showroom. The Men of Fashion Committee recognized Mrs. Benson during her career as one of the "Top Ten Best Dressed Women in New Orleans".

In addition to her ownership of the Saints and Pelicans, Mrs. Benson established GMB Racing Stables. In 2016, two of the thoroughbreds, Mo Tom and Tom's Ready participated in the Kentucky Derby. Her Lone Sailor horse ran in the 2018 Kentucky Derby. She owns Benson Farm at Greenwood Lodge in Lexington, Ky, a 1,000-acre farm. She also serves as the Owner of three local automotive dealerships, Best Chevrolet, Cadillac of New Orleans and Mercedes-Benz of New Orleans, Dixie Brewing Company and recently partnered to purchase the Hyatt Regency New Orleans.

Mrs. Benson was born in New Orleans and grew up in Old Algiers. She began her education in Catholic schools and in 1966 graduated from Martin Behrman High School. In May, she received an Honorary Doctor of Humane Letters from Loyola University New Orleans, where she was the commencement speaker at the school's 2019 graduation ceremony. She also received an honorary degree, serving as the 2015 Our Lady of Holy Cross College's commencement keynote speaker. Mr. and Mrs. Benson married on October 29, 2004 at the Immaculate Conception Memorial Chapel.

WON'T BOW DOWN

**DENNIS LAUSCHA****PRESIDENT**

Dennis Lauscha was named president of the New Orleans Pelicans and New Orleans Saints in 2012. He serves a representative for both clubs at NBA Board of Governors and NFL Owners Meetings.

Lauscha first joined the Saints as treasurer in 1998 and later earned the additional titles of vice president, senior vice president and executive vice president. In addition to his duties with the Saints and Pelicans, the New Orleans native maintains multiple roles within other holdings of Gayle Benson.

Lauscha's collaborative style, financial acumen and long-term view has played a key role as a member of a contingent that has negotiated agreements for both the Pelicans and Saints with the state of Louisiana that has resulted in long-term lease agreements, continuous improvements to their playing and

practice facilities, revitalization of the areas around them and generated revenue for the state without any new taxes for citizens.

In 2009, Lauscha helped negotiate the partnership with the Louisiana Governor that continues the Saints' commitment to the state through 2025. The deal included Mr. Benson purchasing and redeveloping the former New Orleans Centre, which has been transformed into Champions Square and the Benson Tower property adjacent to the Mercedes-Benz Superdome, with the stadium itself undergoing extensive renovations and improvements. Since playing a key role in the late Tom Benson's purchase of the Pelicans in 2012, Lauscha has helped broker agreements with the state to upgrade the team's playing and practice facilities. Following successful negotiations, the Pelicans are committed to the state through 2024 and the Smoothie King Center has undergone significant renovations and improvements.

In 2015, Lauscha helped negotiate an agreement with the state that resulted in \$40 million in enhancements for fans of both clubs. The Mercedes-Benz Superdome debuted new state-of-the-art video boards in 2016 in addition to renovated suites and other fan amenities, while a new center-hung HD video scoreboard was installed in the Smoothie King Center for the 2015-16 Pelicans season. Lauscha has also played a key role in finalizing 2011 and 2014 ground-breaking naming rights and sponsorship agreements for both teams' playing facilities with Mercedes-Benz USA and Smoothie King.

Lauscha was instrumental in the 2003 expansion of the Saints training facility. He later oversaw a renovation and expansion of the facilities and administrative offices for the Pelicans and Saints from 2012-13, while directing the construction of a basketball practice facility. The clubs are now housed on the same site, featuring some of the top facilities in professional sports. In July of 2017, Lauscha played a key role in the facilitation of a multi-year naming rights agreement for the entire campus on Airline Drive, renaming it the Ochsner Sports Performance Center.

Lauscha is committed to help attract major sporting events to New Orleans. He is a key member of the team that actively pursues future NBA All-Star Games, Super Bowls and NCAA Basketball Final Four Championships for New Orleans – and was instrumental in landing Super Bowl XLVII. Following Mr. Benson's 2012 purchase of the Pelicans, the city has hosted NBA All-Star Games in 2014 and 2017.

Active throughout both sports and the community, Lauscha currently serves as a member of the Business Council of New Orleans, the Catholic Foundation Board of Directors, the Audubon Nature Institute Board and the National World War II Museum Board. Lauscha has completed terms as board president of the Preservation Resource Center, president of the regional chapter of the Boy Scouts of America and as a member of the Super Bowl XLVII Host Committee, the NBA All-Star Game Host Committee, the NCAA Final Four Host Committee, the NBA's Team Advisory Council of Presidents, the NFL's Ticketing Strategy Working Group, the NBA's Team CBA Advisory Committee, the Stuart Hall School Board of Trustees, the New Orleans Museum of Art Board, the New Orleans Mayor's Transition Subcommittee and the Loyola University New Orleans School of Business Visiting Committee.

His dealings with the teams, state officials and local organizations have provided an opportunity for community involvement. His professional and charitable work was recognized by New Orleans CityBusiness, when Lauscha was selected as one of the 40 Most Influential Members of the Community. The honor is bestowed on those who are laying the groundwork for a better city. In 2010, he was named the Alumnus of the Year by Loyola's College of Business and was named to the 2010 Class of Role Models by the Young Leadership Council. He was honored by the Allstate Sugar Bowl Chapter of the National Football Foundation/College Football Hall of Fame with its 2014 Distinguished American Award. He was also awarded the Order of

West Range by Pi Kappa Alpha. In 2015, Lauscha gave the commencement address to the graduates of the University of New Orleans. In 2019, he was inducted into the Greater New Orleans Jr. Achievement Laureates Hall of Fame.

After graduating from Jesuit High School, Lauscha graduated from the University of Alabama with a bachelor's degree in business. He has also received a master's of business administration from Loyola University in New Orleans and is a licensed Certified Public Accountant. He has also completed the NFL Managers Program at Stanford University's Executive Education Graduate School of Business. Prior to joining the Saints, Lauscha worked as the club's auditor for four years while working for a national accounting firm.

EXECUTIVE STAFF



Melissa Manwaring
Senior Executive Assistant
to the Owner



Melissa Hoang
Executive Personal Assistant
to the Owner



Jeanne Brown
Executive Assistant
to the President



Charles Vedros
Personal Assistant
to the Owner



ADMINISTRATION





BEN HALES

SR. VICE PRESIDENT/CHIEF OPERATING OFFICER

Ben Hales was named Sr. Vice President/Chief Operating Officer of the New Orleans Pelicans and Saints in August of 2017 after previously serving as senior vice president of marketing and business development for both organizations since 2012. Hales, who enters his eighth season with the Pelicans and 20th with the Saints, will continue to lead community relations, youth programs and operations departments, as well as oversee other business ventures for Gayle Benson.

Previously, Hales directed the Pelicans' and Saints' marketing and creative efforts, as well as event presentation.

Hales was instrumental in the Pelicans' re-branding efforts during the 2012-13 season, helping to first conceptualize the look to represent the Pelicans namesake and leading the planning for the official announcement in January 2013.

In 2011, Hales finalized a ground-breaking ten-year naming rights deal for the stadium with Mercedes-Benz. Throughout his tenure, he has helped create and implement a variety of innovative opportunities for local and national partners to build relationships with the club, including the development of Patron Saints Partners, a premium sponsorship program. Under his direction the club has added a sponsorship and fulfillment department, to ensure corporate partners receive the highest level of service.

The Saints have continued to increase the number and variety of television and radio programs after Hales assumed the role of the club's primary programming negotiator. In addition to three weekly in-season television programs, the Saints now produce numerous specials that have aired on three different local television stations throughout each season.

In 2006, the Saints achieved the first season ticket sellout in team history, a feat the team has equaled each season since then. The club was named the 2006 Marketer of the Year by the American Marketing Association's New Orleans regional chapter and also received the 2007 MAX Award for its 2006 "Winning Is An Attitude" advertising campaign.

Hales joined the Saints in 2000 as a corporate sales account executive. In 2001, he was promoted to corporate sales and broadcasting manager before becoming a director the following year and assuming the responsibilities of business and marketing operations.

Prior to joining the Saints, Hales worked in television advertising in the New Orleans market. In addition to his community efforts on behalf of the team, Hales is a member of the board of directors of GNO, Inc., and the People's Health Champions Selection Committee while also serving on the Super Bowl Bid Executive Committee and the NCAA Final Four Committee. Hales has also recently served on the Super Bowl XLVII Host Committee and NBA All-Star Host Committee.

In 2013, Hales was honored as a Young Leadership Council (YLC) Role Model and was named as one of The Gambit's 40 under 40 in 2012.

A native of New Orleans and a longtime Saints terrace and plaza level season ticket holder before joining the club, Hales earned a degree in English from the University of Mississippi in 1996.

MARKETING AND GAME PRESENTATION



Jen Martindale
Vice President of Brand
Strategy



Kyle Huber
Director of Game
Presentation



Ashley Deaton
Senior Director of
Entertainment Teams



Lindsey Hages
Sr. Manager of Game
Presentation



Alyssa Sprunk
Game Day Operations
Manager



Sara Anderson
Dance Team Manager



Derek Carter
Mascot Coordinator



Dan Askin
Director of Digital
Marketing



Keith Claverie
Creative Services Manager



Eddie Coe
Senior Graphic Designer



Trevor Dietrich
Graphics Designer



Thomas Squire
Graphics Associate



Caitlin Fournier
Game Presentation
Associate



Paul Jensen
Game Day Operations
Associate

PRODUCTION



**Shaneika
Dabney-Henderson**
Vice President of Production



James Crosbie
Director of Video
Production



Brianna Latino
Production Manager



Shota Hashimoto
Motion Graphics Manager



Jamlee Banks
Motion Graphics
Coordinator



Seth Lewis
Motion Graphics
Coordinator



Jon Mahody
Shooter/Editor



Gabriel Garza
Video Production
Associate



Ryan Micklin
Motion Graphics
Associate



Layne Murdoch Jr.
Video/Still Photography
Manager



Ashley Amoss
Video Producer



Brendan Hassett
Video Producer



Ben Johnson
Video Producer

GOVERNMENTAL RELATIONS/BUSINESS OPERATIONS

**Stephen Pate**Vice President of Governmental
Relations and Business Operations**Julie Borsch**

Director of Community Affairs

**Elicia Broussard-Sheridan**Director of Social Unification
and Youth Programs**Ian Tigchelaar**

Senior Director of Operations

**Josh Harris**

Operations Manager

**Katie Krajcer**

Initiatives Manager

**Jason Lapouble**

Community Affairs Manager

**Austin Pasco**

Youth Programs Manager

**Marshé Washington**

Fan Engagement Manager

**Megan Bourg**

Operations Coordinator

**Adam Fournier**

Youth Programs Coordinator

**Morgan Parmer**

Fan Engagement Coordinator

**Chris Payton**

Community Affairs Coordinator

**Stephen Hetro**

Community Affairs Associate

**Janeicia Neely**

Youth Programs Associate

**Bryce Marullo**

Operations Associate

WON'T BOW DOWN



MICHAEL STANFIELD

SENIOR VICE PRESIDENT OF SALES

As Senior Vice President of Sales of the New Orleans Pelicans and New Orleans Saints, Michael Stanfield is a key member of the front office for both clubs. The long-time sports administrative executive is responsible for overseeing the entire consumer and corporate sales efforts for both the New Orleans Pelicans and New Orleans Saints, the two revenue-producing facets of both organizations.

Entering his eighth season with the Pelicans and 20th with the Saints, Stanfield is responsible for all of both clubs' sales efforts – directing the sale of season tickets, group tickets, floor seats and corporate partnerships, developing sales executives to the next level in their field, supervising the lease of the Smoothie King Center and Mercedes-Benz Superdome luxury suites, managing food and beverage for both facilities, overseeing a vast merchandising business for both teams flanked by a Pelicans and Saints team store, as well as maintaining the clubs' high standards of customer service and retention.

Since taking over leadership of the Pelicans' ticket sales and merchandising efforts, the organization has seen an increase in season-ticket sales and merchandise sales that were the second-biggest growth in the NBA.

Under his direction, the Saints have surpassed the majority of the club's ticket sales milestones, including selling out on a season-ticket basis for the first time in franchise history in 2006 – a feat that has reached 13-straight seasons. In addition the club has leased every Superdome suite since the beginning of the 2008 campaign. Saints official merchandise has grown annually into one of the NFL's top sellers. Stanfield also supervises the ticket, suite sales and box office personnel on a daily basis, in addition to serving as the food and beverage service liaison with the Mercedes-Benz Superdome.

Since Stanfield's arrival in 2000, the Saints have sold out every contest in the Superdome but one. Prior to the 2006 season, an innovative season-ticket marketing program fueled the rise of filling the stadium on a season-ticket basis. Fans on all economic levels were reached in an effort to retain existing accounts while cultivating new ones, and those efforts built a waiting list that has continued to grow for season tickets for the first time in franchise history. In 2017, the team established a single-season regular season attendance record for games played at the Mercedes-Benz Superdome with 585,113 fans attending Saints games.

Stanfield has also helped oversee the institution of a direct mail and email database to generate ticket sales and excitement surrounding the club and initiated other creative promotional campaigns by using the club's ever-expanding social and new media platforms. The Saints have been ranked number one by the National Football League in Overall Gameday Satisfaction for the past two seasons in a survey conducted by the NFL's League Observation Program and third party Expert Review Audits of all 32 clubs in an eight-category review. In 2017, the Pelicans were ranked first in the NBA in season ticket holder satisfaction in a league-commissioned survey.

At the same time as making fan experience a top priority, Stanfield's also been deeply involved in the extension and expansion of the already sizable corporate sponsorship base for both clubs. In recent years, Stanfield has directed the extension of long-term agreements with numerous valued partners like Chevron, Cox Communications, Entergy and Verizon, as well as the expansion of the Ochsner Health System partnership to include naming rights for the Ochsner Sports Performance Center.

A graduate of St. Leo (Fla.) University, Stanfield started his career in sports, serving as the assistant general manager of the Clinton (Iowa), Class A baseball team in 1988 and had attained impressive sales results in sports prior to joining the Saints in 2000. In 2007, Stanfield completed Stanford Business School's Executive Education NFL-Stanford Program for Managers, an educational program and honor known league-wide as an important training ground for promising executives.

Stanfield is on the Board of Directors for the Jefferson Chamber of Commerce, and served a member of the Super Bowl XLVII Host Committee and the Executive Host Committee for the 2014 and 2017 NBA All-Star Games. A sports industry public speaker, Stanfield has given presentations at many national events. He is also an active speaker at numerous youth foundations and professional groups both nationally and throughout the Gulf South.

CORPORATE PARTNERSHIP



Matt Webb
Vice President
Corporate Partnerships



Alex Schulte
Senior Director
Corporate Partnerships



Chase Atkinson
Director
Corporate Partnerships



Kelly Batista
Director of Partnership
Marketing



Jenna Parenton
Director of Partnership
Marketing



Chase Langdon
Partnership Strategy
Manager



Erica Bernadas
Senior Manager
Corporate Partnerships



David Adams
Corporate Partnership
Account Executive



Gerald Bridges
Corporate Partnership
Account Executive



Jonathan Pizzo
Corporate Partnership
Account Executive



Kaitlin Donahoe
Partnership Marketing
Account Manager



Courtney Boyd
Partnership Marketing
Coordinator



Megan Carroll
Partnership Marketing
Coordinator



Taylor Johnson
Partnership Marketing
Coordinator



Eavan Martin
Partnership Marketing
Coordinator



Virginia Pace
Partnership Marketing
Coordinator



Blair Positerry
Creative Services
Coordinator



Jesse Thomas
Partnership Marketing
Coordinator



Evan Jones
Partnership Marketing
Associate



Madeline Williams
Partnership Marketing
Associate

TICKET SALES AND SERVICE LEADERSHIP



Bryan Ross
Vice President Ticket Sales,
Service, & Operations



Blake Simon
Director of Service
And Retention



Matt Dixon
Director of
Premium Seating



Ryan Miller
Director of
Ticket Operations



Chris Guidry
Director of Group Sales
and Service



Gena Boudreaux
Manager of Season Ticket
Service And Retention



Zac Cooper
Season Ticket Sales Manager



Philicia Douglas
Manager of Inside Sales



Mariana Jerez
Ticket Service Manager



Al Vallette
Box Office Manager

SEASON TICKET SERVICE AND RETENTION



Courtney Gros
Senior Account Executive



Stephanie Johnson
Senior Account Executive



Tim Grzych
Senior Account Executive



Mario Scarfalloto
Senior Account Executive



Rashii Givens
Account Executive



Blake Leonard
Account Executive



Roger Perryman
Account Executive



Jordan Thomas
Account Executive



Molly Threeton
Service And Retention
Coordinator



Angela Leon
Ticket Administration
Manager

WON'T BOW DOWN

PREMIUM SALES AND SERVICE



Kevin Ferguson
Senior Premium
Account Manager



Brian Bean
Premium Account
Manager



Nick Batista
Premium Sales Manager



Jon Gibson
Premium Account
Executive



Emile Maffei
Premium Account
Executive



Nicole Batista
Premium Service
Coordinator



Adam Begoun
Premium Service
Coordinator

GROUP TICKET SALES



Denton Hunter
Senior Group Sales
Account Executive



Jesse Nantz
Senior Group Sales
Account Executive



Chris Harpster
Group Sales
Account Executive



DeAngelo Norris
Group Sales
Account Executive



Lauren Sims
Group Sales
Account Executive



Aaron Appleberry
Ticket Service Associate



Jared Bassett
Ticket Service Associate



Rachel Coblenz
Ticket Service Associate



Josh Daniels
Ticket Service Associate



Reed Melancon
Ticket Service Associate



Joe Schwartz
Ticket Service Associate



Autumn Crawford
Group Sales Associate



Paris Fallo
Group Sales Associate



Rechelle Fields
Group Sales Associate



Dominic Zahn
Group Sales Associate

TICKET OPERATIONS



Joe Chavis
Ticket Operations and
Parking Manager



Jonathan Pick
Ticket Operations
Coordinator



Bradley Abadie
Ticket Operations
Associate



Kristy Pugliese
Ticket Operations
Associate

NEW BUSINESS DEVELOPMENT



Carrie Albright
Account Executive



Andrew Boylan
Account Executive



Dustin Matherne
Account Executive



Jim Pollino
Account Executive



David Stern
Account Executive

INSIDE SALES



Richard Hall
Inside Sales
Associate



Sydney Labiche
Inside Sales
Associate



Dan Orednick
Inside Sales
Associate



Eric Pacheco
Inside Sales
Associate



Ethan Patt
Inside Sales
Associate



Yan Qi
Inside Sales
Associate



Sydney Slevin
Inside Sales
Associate



Daniel Tsuei
Inside Sales
Associate



Drew Waddell
Inside Sales
Associate



ED LANG

SENIOR VICE PRESIDENT/CHIEF FINANCIAL OFFICER

Ed Lang was named Senior Vice President/Chief Financial Officer for the New Orleans Pelicans and New Orleans Saints in June, 2012.

Entering his ninth year with the Pelicans and eighth with the Saints, Lang maintains the financial operations for both clubs, is the principal liaison with all vendors that service them and also oversees several administrative and operations departments. He supervises the business intelligence, human resources, information technology and facilities and grounds departments for both clubs. Lang also has served as the primary contact for the NBA in related matters to his responsibilities since first being named CFO of the Pelicans franchise in 2011.

The Cincinnati, Ohio native came to New Orleans following 13 years with the NHL's Nashville Predators in several different leadership capacities. For his final three years with the club he served as the organization's President of Business Operations after the successful sale of the team to a new ownership group. Lang, who was with the franchise at its inception, began as the organization's Vice President/CFO and was named Executive Vice President of Finance and Administration/CFO in 2005.

Instrumental in assisting the club's founder Craig Leipold in securing the expansion franchise that became the Predators in 1997, Lang was one of the club's first employees, playing an important role in creating the organization's structure and establishing its business operations. He was in charge of all aspects of the Predators operations outside of hockey, including Bridgestone Arena operations and development of the club's long-term plans and goals. He was responsible for the franchise's business operations, which included ticket operations and sales, sponsorship sales, broadcasting, marketing, communications and development, administration and finances.

Prior to joining the Predators, Lang worked for S.C. Johnson and Son in Racine, Wisc. for 12 years. He served in a variety of business and financial capacities, including venture manager for the office of the chairman, financial support manager, North America professional markets; and financial project manager, corporate financial analysis.

In March of 2006, Lang was elected to the board of directors for Johnson Outdoors, a leading global outdoor recreation company. The company designs, manufactures and markets a portfolio of winning, consumer-preferred brands across four categories: fishing, diving, watercraft and camping.

After moving to Nashville in 1997, Lang became very active in the Middle Tennessee community. He served as Chairman of Nashville's Adventure Science Center in 2008-10, and as a member on numerous boards including the Nashville Convention and Visitors Bureau, the Nashville Downtown Partnership, Make-A-Wish Foundation of Middle Tennessee and the Nashville Predators Foundation. In 2011, Lang was appointed to the Loyola University New Orleans School of Business Visiting Committee. Lang was also appointed to the Southeast Louisiana Boy Scouts of America board in 2015.

A 1985 Indiana University graduate with a B.S. in finance, Lang received his MBA from Marquette University in 1992. He is an outdoor enthusiast and has competed in numerous triathlons, marathons and cycling events. He also enjoys skiing and mountain climbing.

ACCOUNTING



Diane North
Vice President, Controller



Katelyn Perault
Assistant Controller



Jeremy Mannino
Accounting Manager



Emma Piglia
Staff Accountant

INFORMATION TECHNOLOGY



Jeff Huffman
Sr. Director of IT
Security And Administration



Jody Barbier
Director of IT Operations



Kevin Brewer
Computer and Information
Systems Manager



Chris Chaptal
Desktop Support
Specialist



Brock Orrett
Desktop Support
Specialist

HUMAN RESOURCES



Pat McKinney
Vice President of
Human Resources



Alyssa Hadden
Human Resources
Director



Mary Vinet
Benefits Manager



Shelley Bennett
Payroll Manager

BUSINESS INTELLIGENCE



Ben Wang
Executive Director
Business Intelligence



Kate McCabe
Business Intelligence
Manager



Stephen Neal
Sr. Business Intelligence
Analyst



Tejas Bala
Business Intelligence
Analyst



Susan Chadwick
Business Intelligence
Analyst



Matt Marker
Business Intelligence
Associate



VICKY NEUMEYER

SENIOR VICE PRESIDENT/GENERAL COUNSEL

Vicky Neumeyer was named Senior Vice President/General Counsel of the New Orleans Pelicans, in addition to serving in the same position for the New Orleans Saints, in June, 2012, overseeing all legal aspects of both franchises.

Providing comprehensive legal consultation and services to the clubs' executive staff and assuring compliance in all of the organizations' business endeavors, Neumeyer has been a key member of the Saints' front office since joining the club in 2000 and was promoted to Vice President/General Counsel in 2006.

A member of the Louisiana and federal bar associations, prior to joining the Saints, Neumeyer spent over five years as an in-house corporate litigation attorney for Exxon. Previously she served as a judicial clerk for the Supreme Court of Louisiana and was in private practice as a consultant to major corporate clients and law firms. Neumeyer possesses extensive experience in Sports Law, including antitrust, labor and organizational matters.

In 2004, Neumeyer was selected by the Saints to attend the Stanford Business School's Executive Education NFL-Stanford Program for Managers, an educational program and honor known league-wide as an important training ground for promising executives. She has also been invited to speak at several venues, including Harvard Law School, The Sports Lawyer's Association annual conferences, American Bar Association programs, Tulane Law School, and Loyola Law School. She sits on the boards of the Sports Lawyers' Association and The NOCCA Institute as well as the advisory board of the Sports Law & Business Program of Arizona State University, and is actively involved with the Girl Scouts of Southeast Louisiana.

After completing her undergraduate work Summa Cum Laude at the University of Wisconsin, Neumeyer earned a Master of Science Degree in Audiology at the school. She graduated with honors from Loyola Law School and attained a Master of Law with Distinction with a dual emphasis in Intellectual Property Law and Sports Law from Tulane School of Law.



Matt Sharpe

Staff Attorney

BASKETBALL OPS





DAVID GRIFFIN

EXECUTIVE VICE PRESIDENT OF BASKETBALL OPERATIONS

David Griffin enters his first season with the New Orleans Pelicans after being named the team's Executive Vice President of Basketball Operations on April 17, 2019.

Prior to joining the Pelicans, Griffin served as the Cleveland Cavaliers' Vice President of Basketball Operations from 2010-14 and General Manager from 2014-17. Under his guidance, the Cavaliers won 53 games in the 2014-15 season and reached their first of three consecutive trips to the NBA Finals, with Griffin finishing second in NBA Basketball Executive of the Year voting. The following season, Griffin's Cavaliers earned 57 wins – the third highest total in franchise history – and Cleveland went on to defeat the Golden State Warriors in the 2016 NBA Finals, becoming the first team in NBA Finals

history to overcome a 3-1 deficit. The title was the first in Cavaliers franchise history and brought the city of Cleveland their first professional Championship in 52 years.

Prior to joining the Cavaliers, Griffin spent 17 seasons with the Phoenix Suns, the last three as the club's Senior Vice President of Basketball Operations after being named to the position in June 2007. From 2004-10, the Suns compiled a mark of 332-160 (.675) – third best in the NBA during that span – including two 60-plus win seasons and appearing in the Western Conference Finals on three occasions. After originally joining the Suns basketball communications department in 1993 as an intern under Julie Fie, Griffin was mentored by Jerry and Bryan Colangelo, Cotton Fitzsimmons and Dick Van Arsdale in the front office and served as Assistant Video Coordinator under then-Head Coaches Danny Ainge, Scott Skiles and Frank Johnson. Additionally, Griffin served as Head Video Coordinator for the WNBA's Phoenix Mercury for three seasons.

After aiding the club's media relations efforts for four seasons, Griffin moved to the basketball operations side in 1997, with a primary focus on statistical analysis, draft and free agency information, video preparation and scouting reports. Along the way, Griffin held the titles of assistant general manager of player personnel, director of player personnel, assistant director of player personnel and basketball operations assistant with the Suns.

A native of Phoenix, Arizona, Griffin graduated from Arizona State University in 1995 with a degree in Political Science.

GRIFFIN IN THE NBA FRONT OFFICE

Year	Title
1997-00	Basketball Operations Assistant - Phoenix Suns
2000-02	Assistant Director of Player Personnel - Phoenix Suns
2002-03	Director of Player Personnel - Phoenix Suns
2003-07	Assistant General Manager - Phoenix Suns
2007-10	Senior Vice President, Basketball Operations - Phoenix Suns
2010-14	Senior Vice President, Basketball Operations - Cleveland Cavaliers
2014-17	General Manager - Cleveland Cavaliers
2019-Present	Executive Vice President of Basketball Operations - New Orleans Pelicans



TRAJAN LANGDON

GENERAL MANAGER

Trajan Langdon was named the General Manager of the New Orleans Pelicans on May 19, 2019, reporting directly to Executive Vice President of Basketball Operations, David Griffin.

Prior to joining the Pelicans, Langdon served as the Assistant General Manager for the Brooklyn Nets after being named to the post on March 8, 2016. Langdon, who also served as General Manager of the Brooklyn Nets' NBA G League affiliate – the Long Island Nets – was named the 2018-19 NBA G League Basketball Executive of the Year after Long Island tied for the NBA G League's best record (34-16), earning the franchise's first postseason berth as the No. 1 playoff seed in the Eastern Conference, and advanced to the 2019 NBA G League Finals.

Langdon joined the Nets after having served as the Director of Player Administration and Basketball Operations for the Cleveland Cavaliers during the 2015-16 season. While with the Cavaliers, Langdon worked closely with the team's general manager on various basketball and front office matters, with their community relations team on player programs, and was responsible for pro player personnel reporting for opponents, college and NBA G League scouting. Langdon began his front office career with the San Antonio Spurs, serving as a Pro Scout from 2012-15, and was a member of the team's front office during their 2013-14 championship season.

A first round pick (11th overall) of the Cavaliers in 1999, Langdon played three seasons with Cleveland, where he totaled 119 games, and became the first Alaskan to play in the NBA. Following his stint in the NBA, Langdon played nine seasons overseas in Russia, Turkey and Italy. His best years came with CSKA Moscow, where he was a two-time Euroleague champion (2006, 2008), Euroleague Final Four MVP (2008), two-time All-Euroleague First Team selection (2007, 2008) and All-Euroleague Second Team selection (2006). He was also named to the Euroleague 2001-10 All-Decade Team.

A native of Anchorage, Alaska, Langdon played collegiately at Duke, where he left as the school's all-time leader in three-point field goals made and was a First-Team All-ACC selection (1997-99) and consensus Second-Team All-American (1999). After graduating from Duke with degrees in mathematics and history, he played for the USA Basketball National Team in the 1998 FIBA World Championship, winning the bronze medal.

Trajan and his wife, Tatiana, have three children, a daughter, Anya, and two sons, Tayden and Troy.

LANGDON IN THE NBA/NBA G LEAGUE FRONT OFFICE

Year	Title
2012-15	Pro Scout-San Antonio Spurs
2015-16	Director of Player Administration and Basketball Operations-Cleveland Cavaliers
2016-19	Assistant General Manager-Brooklyn Nets/General Manager-Long Island Nets (G League)
2019-Present	General Manager - New Orleans Pelicans



ALVIN GENTRY

HEAD COACH

On May 30, 2015, Alvin Gentry was named the Head Coach of the New Orleans Pelicans – the sixth in the franchise's history.

Prior to joining the Pelicans organization, Gentry served as the Associate Head Coach of the Golden State Warriors, helping navigate the team to one of the best seasons in NBA History. The Warriors won a then- franchise record 67 games – good for the best record in the NBA – and defeated the Cleveland Cavaliers in six games to claim the 2015 NBA Championship – the franchise's first in 40 years.

Gentry, 64, brings more than 35 years of coaching experience to the Crescent City. Gentry has previously served as the Head Coach of the Miami HEAT (1995), Detroit Pistons (1997-2000), Los Angeles Clippers (2000-2003) and Phoenix Suns (2008-2013). In 869 games, Gentry has amassed a career record of 399-470 (.459). During his tenure in Detroit, Gentry led the Pistons to the 1999 NBA playoffs during his only full season as head coach of the club. In Los Angeles, Gentry improved the Clippers' record by 16 wins during his first season in 2000-01 (31-51), and added another eight wins the following season (39-43), marking the franchise's best finish in nearly a decade. As head coach of the Suns, Gentry led the team to the 2010 Western Conference finals after a 54-28 regular season record – the fourth best in Phoenix franchise history.

Known for his offensive prowess, Gentry's 2009-10 Suns team led the NBA in scoring (110.2 points per game) as well as offensive rating (115.3), and finished fourth in pace of play (95.3), while being the only team in the league to connect on over 40-percent of their three-point field goal attempts (.412). During the 2013-14 season, Gentry served as the associate head coach of the Clippers, where Los Angeles led the league in both scoring (107.9 points per game) and offensive rating (112.1), while also finishing seventh in pace of play (95.9). While with the Warriors, Golden State led the league in scoring (110.0 point per game) and pace of play (98.3), while finishing second in offensive rating (111.6). This past season, Gentry's Pelicans squad finished third in points per game (111.7), and first in pace of play (102.73) on their way to 48 wins – the third most in team history – and a trip to the Western Conference Semifinals for just the second time in franchise history.

A native of Shelby, North Carolina, Gentry was a college point guard at Appalachian State, where he graduated with a degree in management in 1977 before embarking on a coaching career. He earned his first opportunity as a Graduate Assistant at the University of Colorado during the 1977-78 season and landed a full-time assistant coaching job at Baylor in 1980 before returning to Colorado as an assistant coach from 1981-85. In 1985, Gentry joined Larry Brown's staff as an assistant at the University of Kansas, helping the Jayhawks capture the 1988 National Championship and then proceeding to follow Brown to the NBA as an Assistant Coach on his staff with the San Antonio Spurs. This is Gentry's second stop in New Orleans, as he served as an Assistant Coach for Tim Floyd's staff during the 2003-04 season.

GENTRY YEAR-BY-YEAR NBA HEAD COACH

Year	Team	W	L	Pct.
1994-95	Miami Heat	15	21	.417
1997-98	Detroit Pistons	16	21	.432
1998-99	Detroit Pistons	29	21	.580
1999-00	Detroit Pistons	28	30	.483
2000-01	Los Angeles Clippers	31	51	.378
2001-02	Los Angeles Clippers	39	43	.476
2002-03	Los Angeles Clippers	19	39	.328
2008-09	Phoenix Suns	18	13	.581
2009-10	Phoenix Suns	54	28	.659
2010-11	Phoenix Suns	40	42	.488
2011-12	Phoenix Suns	33	33	.500
2012-13	Phoenix Suns	13	28	.317
2015-16	New Orleans Pelicans	30	52	.365
2016-17	New Orleans Pelicans	34	48	.414
2017-18	New Orleans Pelicans	48	34	.585
2018-19	New Orleans Pelicans	33	49	.402
Totals		480	553	.465

GENTRY YEAR-BY-YEAR NBA HEAD COACH PLAYOFFS

Year	Team	W	L	Pct.
1998-99	Detroit Pistons	2	3	.400
2009-10	Phoenix Suns	10	6	.625
2017-18	New Orleans	5	4	.556
Totals		17	13	.567

GENTRY YEAR-BY-YEAR NBA ASSOCIATE HEAD COACH

Year	Team	W	L	Pct.
2013-14	Los Angeles Clippers	57	25	.695
2014-15	Golden State Warriors*	67	15	.817
Totals		124	40	.756

*Won NBA Championship



CHRIS FINCH

ASSOCIATE HEAD COACH - OFFENSE

Chris Finch enters his first season as Associate Head Coach of the Pelicans, his third overall with the club after serving as an Assistant Coach from 2017-19.

Known for his offensive expertise, Finch helped a Pelicans team that finished ninth in pace (100.09), 26th in offensive rating (103.3) and 18th in points per game (104.3) during the 2016-17 season jump to 12th in offensive rating (108.5), third in points per game (111.7) and first in the NBA in pace (101.48) during the 2017-18 campaign.

Not his first time helping a team take major strides on the offensive end, Finch helped a Nuggets team that finished ranked 20th in offensive rating (102.7) and points per game (101.9) in 2015-16 to fourth in offensive rating (112.2) and third in points per game (111.7) in his lone season with the club in 2016-17.

Prior to joining the Nuggets, Finch spent five seasons as an Assistant Coach with the Houston Rockets from 2011-16 as well as two seasons with the Rockets' NBA Development League affiliate, the Rio Grande Valley Vipers. While serving as Head Coach of the Vipers, Finch registered a record of 67-33 (.670) and guided the team to consecutive appearances in the NBA D-League finals. In 2009-10, Finch received the Dennis Johnson Coach of the Year Award en route to capturing the 2010 D-League championship.

Prior to his experience in the United States, Finch built a successful overseas coaching career that included taking over a dormant Great Britain National Team in May 2006 and winning FIBA's 2007 Division B Promotional Competition. In 2009, his squad qualified for the European Championships for the first time since 1981, and qualified again in 2011. Finch also led the British National Team in the 2012 Summer Olympics in London. In addition to his work with the British National Team, Finch was a head coach of teams in England (Sheffield Sharks), Germany (Giessen 46ers) and Belgium (Euphony Bree, Dexia Mons-Hainaut) from 1997-2009. Finch, who has three titles and three BBL Cup Finals on his resume, qualified for the playoffs in 11 of his 12 seasons coaching overseas. A three-time Coach of the Year, he was also selected as a FIBA EuroCup All-Star head coach. He began his career with Sheffield, which was the same club that he played on during his four-year professional playing career. Under Finch's guidance, the Sharks enjoyed the franchise's most successful run in its history. Finch was named the BBL Coach of the Year after winning the regular season title with Sheffield in 1998-99. He also led Euphony Bree to their first-ever championship in 2005.

Raised in Reading, Penn., Finch graduated in 1992 as a two-time All-American at Franklin & Marshall College, and was inducted into the F&M Sports Hall of Fame in 2002. Overall, Finch started the final 115 games of his collegiate career and compiled a 102-13 record (.887), which stood as the most career wins as a starter in NCAA Division III history. In April of 2019, Finch was inducted into the Berks Chapter of the Pennsylvania Sports Hall of Fame.



JEFF BZDELIK

ASSOCIATE HEAD COACH - DEFENSE

Jeff Bzdelik enters his first season as an Associate Head Coach with the New Orleans Pelicans. Prior to joining the Pelicans, Bzdelik served in a similar capacity with the Houston Rockets from 2016-2019. With a focus on improving the team's defense, the Rockets ranked third in the NBA in defensive rating over their final 45 games in 2017-18 on their way to recording a franchise record 65 wins. Houston won over 70-percent of its games in Bzdelik's three seasons on Mike D'Antoni's staff.

Prior to joining the Rockets, Bzdelik spent two seasons as an Assistant Coach with Memphis. During that stretch, the Grizzlies allowed the fifth fewest points of any team in the league.

Following a six-year run as an Assistant Coach on Wes Unseld's staff in Washington from 1988-1994, Bzdelik spent a season as a Scout for Hall of Fame coach Pat Riley in New York before joining Riley's coaching staff in Miami. The Heat made the playoffs in all six of Bzdelik's seasons with the team from 1995-96 through 2000-01.

In 2002-03, Bzdelik was named Head Coach of Denver and in his second season, he guided the Nuggets to their first playoff appearance in nine years. Bzdelik also served as a Head Coach on the collegiate level for the University of Maryland, Baltimore County (1986-88), Air Force (2005-07), Colorado (2007-10), and Wake Forest (2010-14).

A native of Chicago, Bzdelik graduated from the University of Illinois-Chicago, where he was a four-year letter-winner on the men's basketball team.



FRED VINSON

ASSISTANT COACH

Fred Vinson begins his tenth season as an Assistant Coach with the New Orleans Pelicans, his 13th season overall as an NBA Assistant Coach. Vinson has helped the Pelicans to three playoff appearances (one as the New Orleans Hornets). He also served as the Pelicans' 2019 NBA Summer League Head Coach in Las Vegas, where he led the team to the semifinals. Prior to joining the Pelicans, Vinson was an Assistant Coach for the Los Angeles Clippers from 2007-10. In addition to his duties as an Assistant Coach, Vinson also served as Director of Player Programs for the Clippers, where he was responsible for mentoring young players and easing their transition to the NBA. He has also participated in the NBA's Basketball Without Borders program in both Mexico City and New Orleans.

Vinson played 13 years of professional basketball, including two NBA seasons with the Atlanta Hawks and Seattle SuperSonics. In addition to playing in the United States Basketball League, Continental Basketball Association and American Basketball Association, Vinson spent several years overseas with professional clubs in the Philippines, Israel, Venezuela, Poland and France. In 2003, Vinson was a member of the CBA Champion Yakima Sun Kings, in addition to being named a CBA All-Star that season. He also holds the record for most points in a game in Guaiqueries de Margarita (Venezuela) team history with 53.

Vinson graduated from Georgia Tech in 1994 with a degree in Business Management and was a three-year letterman for the Yellow Jackets. He also attended Chowan Junior College (North Carolina), where he was inducted into the school's Hall of Fame in November 2014.



JAMELLE MCMILLAN

ASSISTANT COACH

Jamelle McMillan returns to the Pelicans for the 2019-20 season after spending the 2018-19 season as an Assistant Coach for the Phoenix Suns.

McMillan spent seven seasons previously with the Pelicans, serving as a Player Development Coach from 2013-16 before being elevated to an Assistant Coach from 2016-18.

Prior to New Orleans, McMillan was the Director of Basketball Operations for Drake University. A four year player at Arizona State University, McMillan earned his bachelor's degree in communications in May 2011. McMillan was a team captain and finished tied for sixth in school history with 122 games played. Additionally, his career .373 three-point shooting percentage ties for 10th all-time in Sun Devils history.

Born and raised in Seattle, WA, McMillan is the son of Indiana Pacers Head Coach Nate McMillan.



JOE BOYLAN

ASSISTANT COACH/DIRECTOR OF PLAYER DEVELOPMENT

Joe Boylan enters his second season with the Pelicans and first as the team's Director of Player Development. Prior to coming to New Orleans, Boylan served as a Player Development Coach of the Memphis Grizzlies, as well as the Associate Head Coach of their then-G League affiliate, the Iowa Energy.

Before joining the Grizzlies organization, Boylan was an Assistant Coach for the Grand Rapids Drive in the NBA G League during the 2014-15 season. Boylan spent three seasons with the Golden State Warriors from 2011-14, serving first as the Video Coordinator, then as Video Coordinator/Player Development and finally as Assistant Coach/Player Development.

Prior to his time with the Warriors, Boylan served as a Video Intern with the Boston Celtics during the 2010-11 season after working as Director of Player Development for ATTACK Athletics in Chicago from 2008-10. While at ATTACK Athletics, Boylan led offseason basketball workouts for NBA veterans, including Michael Finley and Juwan Howard, as well as college players.

During the 2009-10 season, Boylan served as a Basketball Operations Assistant for the G League's Maine Red Claws. Before working for Maine, he served as Interim Head Coach and Director of Player Development for the Chicago Throwbacks of the Premier Basketball League. Boylan led practice, video and scouting for the Throwbacks before taking over as head coach the second half of the season.

A native of Royal Oak, Mich., Boylan played basketball for coach Hank Smith from 2004-08 at Emerson College where he was named team captain.

WON'T BOW DOWN

**MICHAEL RUFFIN****ASSISTANT COACH/PLAYER DEVELOPMENT COACH**

A nine-year NBA veteran, Michael Ruffin enters his sixth year with the Pelicans, his first as an Assistant Coach on Alvin Gentry's staff. Previously, Ruffin served as a Player Development Coach and Assistant Strength and Conditioning Coach.

Selected No. 32 overall in the 1999 NBA Draft out of the University of Tulsa, Ruffin appeared in 414 career games with Chicago, Philadelphia, Utah, Washington, Milwaukee and Portland, and also played internationally in Spain.

A Denver native, Ruffin was a member of the gold-medal-winning United States team at the 1997 World University Games.

**AJ DIGGS****TWO-WAY PLAYER DEVELOPMENT COACH**

AJ Diggs enters his first season on Alvin Gentry's staff. In addition to his traditional coaching duties, Diggs will work closely with the team's two-way players and will accompany them to and from their transfers to the Pelicans' G League affiliate, the Erie BayHawks.

Prior to landing in New Orleans, Diggs had coaching stints in the NBA G League with the Maine Red Claws, Austin Spurs and most recently, Raptors 905, where he was a member of Jerry Stackhouse's staff that reached the NBA G League Finals in 2018.

A native of Long Beach, Calif., Diggs was a four-year letter-winner at the University of California-Berkeley, appearing in 116 career games for the Golden Bears. After a brief playing stint in the NBA G League, Diggs returned to school, earning his MBA from Loyola Marymount. Upon graduation, Diggs worked as a coach and in the recreation field in California, helping found Elite Skills Academy and serving as the director of basketball operations for Athlete's Performance.

**TERESA WEATHERSPOON****TWO-WAY PLAYER DEVELOPMENT COACH**

Teresa Weatherspoon enters her first season on Alvin Gentry's staff. In addition to her traditional coaching duties, Weatherspoon will work closely with the team's two-way players and will accompany them to and from their transfers to the Pelicans' G League affiliate, the Erie BayHawks.

Most recently, Weatherspoon served as the Director of Player and Franchise Development with the WNBA's New York Liberty for the previous four season. Prior to her time in the Liberty front office, Weatherspoon was the Head Coach at her alma mater, Louisiana Tech University, from 2009-14, leading the Lady Techsters to a 99-71 (.582) record over six seasons, making consecutive trips to the NCAA tournament in 2010 and 2011, and winning the WAC tournament in 2010. She initially joined the women's basketball program at Louisiana Tech in the 2008-09 season, serving as Associate Head Coach after serving as the Head Coach of the Westchester (NY) Phantoms of the American Basketball Association during the 2007-08 season.

After a collegiate playing career at Louisiana Tech from 1984-88, where she helped lead her team to the 1988 NCAA National Championship during her senior campaign, Weatherspoon embarked on a 16-year playing career, beginning overseas with stops in Italy and Russia from 1988-1996, then joining the New York Liberty from 1997-03, and finishing her professional career as a member of the Los Angeles Sparks in 2004. In 254 career regular season games in the WNBA, Weatherspoon averaged 5.0 points, 5.3 assists, 3.1 rebounds and 1.8 steals while earning multiple accolades along the way, including back-to-back Defensive Player of the Year awards in 1997 and 1998, four consecutive All-WNBA Second Team nods from 1997-2000 and five straight All-Star appearances from 1999-2003. At the conclusion of her career, Weatherspoon was named one of the WNBA's top 15 players of all time in 2011 and was a member of the WNBA Top 20@20 list in 2016. A 2010 inductee into the Women's Basketball Hall of Fame, Weatherspoon was recently enshrined into the Naismith Memorial Basketball Hall of Fame in Springfield, Massachusetts as part of the 2019 class.

A native of Pineland, Texas, Weatherspoon represented the United States in international competition multiple times, helping Team USA earn gold medals at the 1986 FIBA Women's World Cup in Moscow and the 1988 Olympics in Seoul, and a bronze medal at the 1992 Olympics in Barcelona.



BRIAN ORMANDY

VIDEO COORDINATOR

Brian Ormandy begins his third season as the Pelicans' Video Coordinator after serving as the team's Assistant Video Coordinator from 2015-17.

Prior to joining the Pelicans, Ormandy served as a Video Intern with the NBA Champion Golden State Warriors during the 2014-15 season and the Houston Rockets during the 2013-14 season. In 2012-13, Ormandy served as a Graduate Assistant Coach for the men's basketball team at Fairleigh

Dickinson University.

A native of Brooklyn, New York, Ormandy earned a bachelor's degree in business from St. Joseph's University in 2011.



SWIN CASH

VICE PRESIDENT OF BASKETBALL OPERATIONS & TEAM DEVELOPMENT

Swin Cash enters her first season with the Pelicans after being named the Vice President of Basketball Operations & Team Development in June of 2019. In her role, Cash will assist in scouting and as well as player development both on and off the court.

During an illustrious 15-year WNBA career, Cash appeared in nearly 500 regular season games with the Detroit Shock, Seattle Storm, Chicago Sky, Atlanta Dream and New York Liberty. A three-time WNBA champion (2003, 2006, 2010), four-time WNBA All-Star (2003, 2005, 2009, 2011), and two-time WNBA All-Star Game MVP (2009, 2011), Swin also helped lead the U.S. Women's National Team to two Olympic gold medals (2004, 2012) and was named one of the WNBA's Top 20 Best and Most Influential players.

Selected number two overall by Detroit in the 2002 WNBA Draft out of the University of Connecticut, Cash helped the Huskies win national championships in 2000 and 2002 and was named the 2002 Final Four's Most Outstanding Player.

Following her retirement from playing at the conclusion of the 2016 WNBA season, Swin remained with the New York Liberty and assumed a first-of-its-kind WNBA front office position as Director of Franchise Development in January of 2017. Cash also went on to cover sports and culture for several different media outlets, including Turner Sports, CBS Sports, and MSG Network.

Off the court, Swin is the founder of Cash Building Blocks, an urban development company that renovates and offers affordable homes for low income families, the Cash for Kids Charity, whose mission is to motivate, educate & elevate kids through physical fitness, nutrition, education, cultural trips, and sports camps. She has also worked extensively with the NBA as a global ambassador for social responsibility and NBA Cares.



BRYSON GRAHAM

ASSISTANT GENERAL MANAGER

Bryson Graham begins his tenth season with the Pelicans, his first as Assistant General Manager. Graham joined the Pelicans as a Front Office Intern during the 2010-11 season and rose through the ranks, serving as Player Development Director in 2011-12, Video Coordinator/Player Development Coach from 2012-14, Scouting Coordinator from 2014-17 and Director of College Scouting from 2017-19.

Prior to joining the Pelicans, Graham was a Graduate Assistant for the Texas A&M men's basketball team while in graduate school following a three year playing career at A&M. Graham was part of the Aggies men's basketball teams that advanced to the Sweet Sixteen in 2006-07 and the second round of the NCAA Tournament in 2007-08 and 2008-09, graduating in 2009 with a degree in human resource development with a minor in business. The San Antonio native was selected to the Big 12 All-Academic Team three consecutive seasons between 2007 and 2009 and was also part of the Big 12 Winter Chick-fil-A Community of Champions.



J.J. (JIMMY) POLK

EXECUTIVE DIRECTOR OF BASKETBALL ADMINISTRATION

J.J. Polk enters his tenth season with the New Orleans Pelicans, his seventh as executive director of basketball administration after spending his first two seasons as director of player contracts and basketball administration. Mr. Polk joined the Pelicans after practicing law at Bryan Cave LLP for six years as an associate in the Real Estate and Banking Practice Group.

Prior to attending law school, Mr. Polk played professional basketball in Sweden, Latvia and China.

Mr. Polk received his Juris Doctor from the University of Illinois College of Law. Mr. Polk earned a political science and managerial studies degree from Rice University.



SHANE KUPPERMAN

SENIOR DIRECTOR, SALARY CAP & STRATEGY

Shane Kupperman, a native New Orleanian, enters his eleventh season with the New Orleans Pelicans. As Senior Director of Salary Cap & Strategy, Kupperman's responsibilities include salary cap management, roster management, player evaluation at the collegiate, professional, and international levels, and assists in the day-to-day management of basketball operations. Kupperman previously served in a variety of roles with the Pelicans, including responsibility for the team's analytics efforts.

Prior to joining the Pelicans, Kupperman served two seasons on the basketball staff at the University of Southern California. Kupperman began his basketball career while in college at Indiana University where he was a student manager. He and his wife, Allison, have two daughters, Ellie and Arie.



MARC CHASANOFF

SENIOR DIRECTOR OF BASKETBALL OPERATIONS/ERIE BAYHAWKS GENERAL MANAGER

Marc Chasanoff enters his tenth season with the New Orleans Pelicans, his first as Senior Director of Basketball Operations. Previously, Chasanoff has served as a Basketball Operations Assistant, Assistant Video Coordinator, Pro Scout, Coordinator of Pro Player Personnel and most recently, Director of Pro Player Personnel. Additionally, Chasanoff will serve as the General Manager of the Pelicans' NBA G League affiliate, the Erie BayHawks.

Prior to coming to New Orleans, Chasanoff worked as a Basketball Operations Intern with the Charlotte Bobcats.

Chasanoff, a Bradenton, Fla. native, went to Flagler College and received a degree in Sports Management and Business Administration.



ADAM BARNES

CHIEF OF STAFF

Adam Barnes enters his first season with the Pelicans as the basketball operations department's Chief of Staff. Prior to joining the Pelicans, Barnes was a member of the Cleveland Cavaliers front office, serving as a Basketball Operations Assistant during the 2016-17 season before being elevated to Basketball Operations Coordinator from 2017-19.

A native of Clarksville, Tenn., Barnes holds bachelors and master's degrees in accounting from Belmont University. While at Belmont, Barnes was a four-year letter-winner for the men's basketball team, appearing in 111 career games, and helping the Bruins capture four consecutive regular season conference championships from 2010-13, and three consecutive conference tournament championships and NCAA Tournament appearances from 2011-13.



AARON NELSON

VICE PRESIDENT OF PLAYER CARE AND PERFORMANCE

Among the most well-regarded head athletic trainers in all of professional sports, Aaron Nelson enters his first season as the Pelicans' Vice President of Player Care & Performance. Prior to joining the Pelicans, Nelson served on the Phoenix Suns training staff for 26 seasons, including the last 19 as the team's Head Athletic Trainer, only the second in team history. Nelson, who was the second-youngest head athletic trainer in the NBA when he was promoted, was originally hired as the Suns' Assistant Athletic Trainer in 1993. He and his staff built the Suns into an industry-leader with a

reputation for prolonging the careers of some of the game's best.

Included in his role are the prevention, treatment and rehabilitation of injuries, athlete performance enhancement and recovery and overseeing the player care and performance staff.

Nelson, who was named the Joe O'Toole NBA Athletic Trainer of the Year by the National Basketball Athletic Trainers Association for 2009, is certified and licensed as an athletic trainer, performance enhancement specialist (PES) and corrective exercise specialist (CES). He is the acting Chairman of the National Basketball Athletic Trainers Association (NBATA) and a member of the National Athletic Trainers Association (NATA) and Arizona Athletic Trainers Association (AZATA). In the Spring of 2010, Nelson was appointed by Arizona's Governor Jan Brewer to serve on the Arizona Board of Athletic Training, where he served as chairman before completing his five-year term on the board in 2015. He served as a member of the SMAC (Sports Medicine Advisory Committee) for the AIA (Arizona Interscholastic Association). Nelson also served as the athletic trainer for the USA Basketball Men's Select Team that helped prepare the 2007 USA Senior National Team for the FIBA Americas Championship in Las Vegas.

Following graduation from Iowa State University in December 1992, Nelson spent the spring 1993 semester as a Graduate Assistant at Arizona State University. While an undergraduate, he was a Student Athletic Trainer for four years under NATA Hall of Famer Frank Randall. He earned a Bachelor of Science degree in Physical Education with an emphasis on Athletic Training and a minor in Health. Nelson, who is a member of the Fusionetics Advisory Board, received his Master of Science degree in Exercise Science from California University at Pennsylvania.

In the summer of 2004, Nelson completed a two-week volunteer internship with the United States Olympic Committee (USOC) in the sports medicine department at the Olympic training facility in Chula Vista, California.

The Manning, Iowa native is the brother-in-law of 14-year NBA veteran and former Suns and Knicks Head Coach Jeff Hornacek. He and wife Jessica have two sons, Andrew and Logan, and a daughter, Emma.



TOM MAYSTADT

HEAD ATHLETIC TRAINER

Tom Maystadt enters his first season as the Pelicans' Head Athletic Trainer. Maystadt previously served as the Rehabilitation Coordinator and Assistant Athletic Trainer of the Phoenix Suns for 10 seasons.

Maystadt is certified as an athletic trainer, corrective exercise specialist (CES) and performance enhancement specialist (PES). Maystadt is also a member of the National Athletic Trainers Association (NATA), National Basketball Athletic Trainers Association (NBATA) and Arizona Athletic Trainers Association (AZATA).

Following graduation from Iowa State University in 1992, Maystadt spent 16 years in the clinical and outreach setting while directing sports medicine clinics with Physiotherapy Associates (1999-2009). He was also the coordinator of the sports medicine programs in the Chandler Unified School District (CUSD) and Dobson High School in Mesa, AZ (1993-2000).

Maystadt and his wife, Jennifer, have two daughters, Grace and Lily.



JASON SUMERLIN

HEAD STRENGTH & CONDITIONING COACH

Jason Sumerlin enters his sixth season with the Pelicans, his fifth as the Head Strength & Conditioning Coach. In this role, Sumerlin oversees all aspects of athletic performance of Pelican players, including strength, conditioning, recovery and nutrition services. Sumerlin served as the club's assistant strength & conditioning coach in 2014-15.

Prior to joining the Pelicans, Sumerlin spent five seasons serving as the Assistant Strength Coach for the San Antonio Spurs, during which the Spurs made two appearances in the NBA Finals in 2013 and 2014, capturing the NBA Championship in five games over Miami in 2014.

A native of San Antonio, Sumerlin graduated from Texas Tech University in Lubbock, earning a degree in sports science with a minor in nutrition. While at Texas Tech, Sumerlin served as an assistant strength and conditioning coach for the football and golf teams.



DAVID JOVANOVIC

EQUIPMENT MANAGER

David Jovanovic, an employee of the franchise since their inaugural season in 1988, returns for his 32nd season with the Pelicans in 2019-20.

His responsibilities as the team's Equipment Manager consist of ordering and maintaining all of the team's equipment and maintaining the team's locker room. At home games, he ensures that the team and their opponents have everything they need for game preparation. In addition, he travels with the team to all preseason, regular season and playoff games and can be found in his usual seat at the end of the bench.

"Big Shot," as he is known by the players and staff, also directs the team's extensive ball boy program.

Along with his daily responsibilities with the team, he has also assisted with the original 1988 CBA tryouts for the team, the 1991, 2008, 2014 and 2017 NBA All-Star Games, training camp for the 1995 USA Women's Basketball Team that competed in Atlanta for the Summer Olympics, an exhibition game with the 1994 USA Men's Basketball Team that competed in the World Championships in Toronto as well as numerous NCAA Tournament Regionals and ACC Tournaments.

A native of Arlington, Va., Jovanovic attended Belmont Abbey College in Belmont, N.C., and earned his bachelor's degree in mathematics in 1988.

BASKETBALL OPERATIONS STAFF



Ramon Sessions
Director Of Team
Development & Player
Engagement



Somak Sarkar
Analytics Manager



Alex Kaufman
Basketball Operations
Intern



Peggy McCranie
Basketball Operations
Receptionist



**Dr. Misty Suri,
MD, M.S.**
Director Of Medical Services



**Dr. Andrew
Gottschalk**
Medical Team Physician



Jared Lewis
Physical Therapist



Todd Campbell
Athletic Trainer



Stan Williams
Assistant Strength &
Conditioning/Assistant
Athletic Trainer



Ariel St. Julien
Team Dietician



Darnell Lazare
Player Development
Assistant Coach



Brandon Demas
Player Development
Associate Coach



Jordan McGuire
Player Development
Associate Coach



Jaxon Markworth
Assistant Equipment
Manager/Team Travel
Coordinator



Randy Greenup
Director Of Team Security



Sherman Mushatt
Security Officer



Chico Robinson
Security Officer



Jason Brown
Advanced Scouting
Manager



Nathan Bubes
Assistant Video
Coordinator



Jon Tramer
Video Intern

PLAYERS



2019-20 ROSTER



0 NICKEIL
**ALEXANDER-
WALKER**



2 LONZO
BALL



22 DERRICK
FAVORS



3 JOSH
HART



10 JAXSON
HAYES



11 JRUE
HOLIDAY



14 BRANDON
INGRAM



15 FRANK
JACKSON



20 NICOLO
MELLI



21 DARIUS
MILLER



55 E'TWAUN
MOORE



8 JAHLIL
OKAFOR



4 JJ
REDICK



34 KENRICH
WILLIAMS



1 ZION
WILLIAMSON

TWO-WAY PLAYERS



45 ZYLAN
CHEATHAM



5 JOSH
GRAY

WON'T BOW DOWN

2019-20 ROSTER

No	Player	Pos	Ht	Wt	Birthdate	Prior to NBA/Country	NBA Yrs.
0	Nickeil Alexander-Walker	G	6-5	205	09/02/1998	Virginia Tech/Canada	R
2	Lonzo Ball	G	6-6	190	10/27/1997	UCLA/USA	2
45	Zylan Cheatham*	F	6-8	220	11/17/1995	Arizona State/USA	R
22	Derrick Favors	F/C	6-10	265	07/15/1991	Georgia Tech/USA	9
5	Josh Gray*	G	6-1	180	09/09/1993	LSU/USA	1
3	Josh Hart	G	6-5	215	03/06/1995	Villanova/USA	2
10	Jaxson Hayes	C	6-11	220	05/23/2000	Texas/USA	R
11	Jrue Holiday	G	6-4	205	06/12/1990	UCLA/USA	10
14	Brandon Ingram	F	6-9	190	09/02/1997	Duke/USA	3
15	Frank Jackson	G	6-3	205	05/04/1998	Duke/USA	1
20	Nicolò Melli	F	6-9	235	01/26/1991	Fenerbahçe (Turkey)/Italy	R
21	Darius Miller	G	6-8	225	03/21/1990	Kentucky/USA	5
55	E'Twaun Moore	G	6-4	191	02/25/1989	Purdue/USA	8
8	Jahlil Okafor	C	6-11	275	12/15/1995	Duke/USA	4
4	JJ Redick	G	6-4	200	06/24/1984	Duke/USA	13
34	Kenrich Williams	F	6-7	210	12/02/1994	TCU/USA	1
1	Zion Williamson	F	6-7	285	07/06/2000	Duke/USA	R

*Two-Way Player

Head Coach: Alvin Gentry (Appalachian State)

Associate Head Coaches: Chris Finch (Franklin & Marshall), Jeff Bzdelik (Illinois-Chicago)

Assistant Coaches: Fred Vinson (Georgia Tech), Jamelle McMillan (Arizona State)

Assistant Coaches/Player Development: Joe Boylan (Emerson), Michael Ruffin (Tulsa)

Vice President of Player Care & Performance: Aaron Nelson (Iowa State)

2019-20 NUMERICAL ROSTER

0	Nickeil Alexander-Walker
1	Zion Williamson
2	Lonzo Ball
3	Josh Hart
4	JJ Redick
5	Josh Gray
8	Jahlil Okafor
10	Jaxson Hayes
11	Jrue Holiday
14	Brandon Ingram
15	Frank Jackson
20	Nicolò Melli
21	Darius Miller
22	Derrick Favors
34	Kenrich Williams
45	Zylan Cheatham
55	E'Twaun Moore

0 NICKEIL ALEXANDER-WALKER



Position
GUARD
NBA Years
ROOKIE
Height/Weight
6-5/205
Birthdate
SEPTEMBER 2, 1998
Birthplace
TORONTO, CANADA
College
VIRGINIA TECH
High School
**HAMILTON HEIGHTS
CHRISTIAN ACADEMY**
(Chattanooga, TN)

Transactions: Selected 17th overall by Brooklyn in the 2019 NBA Draft...Draft rights acquired by Atlanta along with Allen Crabbe in exchange for Taurean Prince and a future second-round pick on 7/6/19...Draft rights traded to New Orleans, along with the draft rights to Jaxson Hayes and Marcos Louzada Silva, in exchange for the draft rights to De'Andre Hunter, the draft rights to Jordan Bone, Solomon Hill and a future second-round pick on 7/6/19...Signed by New Orleans on 7/7/19.

College: Started all 67 contests in his two years in Blacksburg, averaging 13.5 points, 4.0 rebounds, and 2.7 assists in 29.9 minutes per game and shooting .464 from the floor and .383 from deep...**Sophomore (2018-19):** Started all 34 contests for the Hokies, averaging 16.2 points, 4.1 rebounds, 4.0 assists, and 1.9 steals in 34.3 minutes per game...Scored in double-figures in 29 out of 34 games, including 12 performances of 20 or more points...Posted nine points, one rebound, five assists and a block against Duke in the Sweet 16...Recorded six points, six rebounds, six assists and three steals versus Liberty in the second round of the NCAA Tournament...Posted 20 points, six rebounds, one assist and three steals against Saint Louis in the first round of the NCAA Tournament...Collected 21 points, his 11th 20-point game of the season, four rebounds, four assists, two blocks and a steal versus No. 12/13 Florida State in the quarterfinals of the ACC Tournament...Tallied 12 points, three rebounds, six assists and a steal against Miami (Fla.) in the second round of the ACC Tournament...Had a near triple-double versus Miami (Fla.), registering 21 points, a career-high 10 rebounds and tied a career-best eight assists...Scored his most points since Jan. 30, recording 19 points, three rebounds and three assists at No. 14/13 Florida State...Distributed the ball well versus Georgia Tech, owning his second-most assists (7) in league play while scoring 16 points and swiping two steals...Registered 17 points, four rebounds, four assists and a block against No. 16/17 Louisville...Posted one of his most balanced games to date, tying a season-high 25 points, four rebounds, five assists and a career-high six steals to tie the most steals in an ACC game in program history at Miami (Fla.)...Played a distributor role against Syracuse's 2-3 zone, dishing out a career-high eight assists while collecting four points – all off free throws – and four rebounds...Hit a career-high five 3-pointers at North Carolina, finishing with 19 points, three rebounds, three assists and three steals...Dropped his eighth 20-point performance of the season




versus Wake Forest, racking up 24 points, including 7 of 9 from the charity stripe, grabbing seven rebounds and dishing out four assists... Tied a season high and scored his most points in an ACC game versus Boston College, registering 25 points, three rebounds and two steals... Put together one of his most efficient games this year against Notre Dame, posting 17 points on 7-of-8 shooting, four rebounds, two assists and two steals Won Charleston Classic MVP after scoring 20-plus points in all three games, as well as being named to the All-Tournament Team and ACC Player of the Week...Posted a season-high 25 points, season-best seven rebounds and three assists against No. 22 Purdue... Recorded 21 points, six rebounds, five assists and four steals versus Gardner-Webb in the season opener...**Freshman (2017-18):** Started all 33 games, averaging 10.7 points, 3.8 rebounds, and 1.5 assists...Led the team with 24 points in the win over Detroit Mercy in his first collegiate game...Scored 29 points in the win over The Citadel, tying for third-best ever for a Virginia Tech freshman...Scored 20 points in the win over Washington...Led the Hokies with 18 points in the win over Morehead State...Pulled down eight rebounds, tying a career high, and chipped in five points versus NC A&T...Started ACC play with a bang, racking up a team-high 19 points on the road against Syracuse...Posted 16 points, five rebounds and a block and assist apiece in the win over Pitt...Swiped a career-high four steals versus Louisville, while scoring 10 points... Posted 18 points on four 3-pointers, tying a career high, and pulled down an ACC-high six rebounds in the win over Boston College...Swiped four steals against No. 12 Duke, tying a career high, and posted six points, three rebounds and two assists...Tallied 14 points, tied an ACC-high six rebounds and set a new ACC high with two blocks in the win over Georgia Tech...Played a career-high 35 minutes in the win over No. 5 Duke, scoring his third-most points in ACC play with 17...Recorded 15 points, including three 3-pointers, two rebounds and three assists versus Alabama in the first round of the NCAA Tournament.

High School: Played two seasons at Hamilton Heights Christian Academy, leading them to a 27-3 overall record and a National Association of Christian Athletes national championship in 2015-16 ... He averaged 14.9 points, 3.7 rebounds, 3.6 assists and 3.2 steals per game in 2015-16 ... He is rated as a 4-star recruit by 247Sports and Rivals. ESPN.com ranks him as a 5-star prospect and No. 25 on the ESPN 100 ... He played for the Team Canada U18 Americas team in 2016 in Valdivia, Chile, where Tech assistant coach Jamie McNeilly was on staff and the Canadian team finished second ... He played for Canada Elite on the Under Armour Grassroots AAU circuit.

Personal: Son of Nicole Alexander and Nicholas Walker...Has three sisters, Madison, Angel and Angelique and three brothers, Nicholas, Michael and Nicholi...Cousin of Oklahoma City Thunder guard Shai Gilgeous-Alexander.

WON'T BOW DOWN

2 LONZO BALL



Position

GUARD

NBA Years

2

Height/Weight

6-6/190

Birthdate

OCTOBER 27, 1997

Birthplace

ANAHEIM, CA

College

UCLA

High School

CHINO HILLS H.S.

(Chino Hills, CA)

CAREER HIGHS

PTS	29 at PHX 10/20/17
FGM	12 at PHX 10/20/17
FGA	27 at PHX 10/20/17
3FGM	6 at SAS 3/3/18
3FGA	13 vs. ORL 3/7/18
FTM	4 at HOU 12/20/17
FTA	7 (Twice)
OREB	5 vs. POR 11/14/18
DREB	13 vs. DEN 11/19/17
TREB	16 vs. DEN 11/19/17
ASTS	13 (Twice)
STLS	6 at MIA 3/1/18
BLKS	4 (Twice)
MINs	44 at NOP 3/22/18

Transactions: Selected by the Los Angeles Lakers with the second overall pick in the 2017 NBA Draft...Acquired by New Orleans along with Brandon Ingram, Josh Hart, the draft rights to the fourth overall pick in the 2019 NBA Draft, De'Andre Hunter, and two future first round draft picks in exchange for Anthony Davis on 7/6/19.

2018-19 Season (Los Angeles Lakers): Selected to the Mtn Dew Ice Rising Stars game for second consecutive season...Appeared in 47 games (45 starts), averaging 9.9 points, 5.3 rebounds, 5.5 assists and 1.5 steals in 30.3 minutes...Recorded three double-digit rebound performances and seven double-digit assist games, including four double-doubles and one triple-double this season...Scored in double figures 24 times, including three 20-point performances...Was one of 13 players in the NBA this season to have three games with five plus steals (P. George, K. Leonard, R. Westbrook, Th. Young)...Had a game-high 11 assists in only 22 minutes 1/19 at HOU...Contributed fourth double-double of season (18 pts/10 asts/6 rebs) in overtime win 1/17 at OKC...Had 19 points, eight rebounds and six assists, leading the team in scoring for the first time this season, 1/15 vs. CHI...His 13 points scored in the third quarter tied his single-quarter career high (set 3/7/18 vs. Orlando)...Pieced together 13 points with team highs in rebounds (9) and assists (8) 1/13 vs. CLE...Helped lead win 1/7 at DAL, finishing with 21 points (4-8 3FG), seven rebounds, five assists and two steals...Narrowly missed triple-double 12/27 at SAC, totaling 20 points (4-6 3FG), a season-high 12 assists and nine rebounds...Scored a season-high 23 points (5-9 3FG) with six rebounds and three assists 12/18 at BKN...Had 16 points (7-11 FG), a season-high-tying 10 boards, along with 10 assists and a season-high-tying 5 steals 12/15 at CHA, good for his first triple-double of the season and third of his career...In that game, also recorded a team season-high plus/minus of 34...Notched first double-double of season with 13 points, 11 assists and four rebounds 12/7 at SAS...Finished with 14 points, nine assists and four rebounds 12/5 vs. SAS...Tallied season-high 10 rebounds with nine points, two assists and one block 11/25 vs. ORL, his second consecutive game with that stat line...Registered 15 points (7-11 FG), seven rebounds, six assists and one steal 11/21 at CLE...Registered a then-season-high 11 assists, as well as eight points, six rebounds, one steal and first block of season 11/11 vs. ATL...Had 12 points, a team-high nine rebounds, four assists and two steals 11/4 vs. TOR...Finished with season

WON'T BOW DOWN

high in steals (5), going along with 12 points, eight assists and six rebounds 10/25 vs. DEN...He became the first Lakers player to finish with a 10-5-5-5 game since 2015 (J. Clarkson, 4/13/15 at SAC)...Missed 35 games due to left ankle sprain

Professional: Has appeared in 99 games (95 starts) for the Los Angeles Lakers...Holds career averages of 10.0 points, 6.2 rebounds and 6.4 assists in 32.4 minutes...Ball made All-Rookie Second Team in 2018...Has scored in double-figures 48 times, assisted in double-figures 20 times, and rebounded in double-digits 11 times, totaling 14 double-doubles and three triple-doubles... 2017-18 (L.A. Lakers): Appeared in 52 games (50 starts), averaging 10.2 points, 6.9 rebounds, 7.2 assists and 1.7 steals in 34.2 minutes...Named to NBA All-Rookie Second Team... Selected to participate in the Rising Stars Challenge at NBA All-Star Weekend in Los Angeles, but did not participate due to injury...One of 22 players in NBA history to record at least 375 assists (376) in 55 games or less (52) and is the only rookie to do so...Scored in double figures 24 times, including two 20+ point performances...Led the team in scoring once, rebounds 11 times, assists 41 times, steals 21 times and blocks 15 times...Had 13 double-doubles...Had 18 points (6-10 3FG), 11 assists, seven rebounds and two blocks on 3/3 at SAS, becoming the first Laker in franchise history to hit at least six threes with that assist total...Finished with 10 points, eight rebounds, eight assists, four blocks and three steals on 12/7 at PHL, becoming the first Lakers player since Shaquille O'Neal to put up those figures...Tallied second triple-double with 11 points, 16 rebounds and 11 assists on 11/19 vs. DEN, becoming the first Lakers rookie with multiple triple-doubles since Magic Johnson (1979-80)...Tied LeBron James as the youngest NBA player to record multiple triple-doubles (20 years, 23 days)...His 16 boards were the most by a rookie guard since 2000...Notched first career triple-double on 11/11 at MIL with 19 points, 12 rebounds, 13 assists, three blocks and three steals... Became first Lakers rookie since at least 1983-84 to have four blocks in a game on 11/8 at BOS...Tallied career-high 29 points, 11 rebounds, nine assists and one steal on 10/20 at PHX, becoming one of only three players to go for 29-11-9 before the age of 21 (L. James, M. Jordan)...Was also first player since Oscar Robinson (1960) to register at least 25 points, 10 rebounds and five assists in his first career road contest...In NBA debut, recorded three points, nine rebounds, four assists, one steal and one block on 10/19 vs. LAC, good for the highest rebounding total by any Laker in a debut since at least 1983-84...Missed six games due to left shoulder sprain (12/25-1/3), 16 games due to sore left knee (1/15-2/15, 2/24) and eight games due to left knee contusion (3/30-4/11).

College: Consensus First-Team All-American...NABC D-I All-America First Team and Freshman of the Year selection...USBWA District IX Player of the Year and All-District IX honors...Named a finalist for the John R. Wooden Award, Naismith Trophy and Bob Cousy Point Guard of the Year Award...Pac-12 Co-Player of the Year, Freshman of the Year and Newcomer of the Year, in addition to an All-Pac-12 First Team selection...Started all 36 games as a freshman, averaging 14.6 points, 6.0 rebounds and an NCAA-leading 7.6 assists per game...Ranked first in the Pac-12 in assists (7.6), third in steals (1.8), fifth in field goal percentage (.551) and sixth in minutes (35.1)...Scored in double figures in 31 of 36 games...Recorded nine double-doubles...Registered at least 10 assists in seven games and grabbed at least 10 rebounds in four contests...Scored a season-high 24 points 1/21 against Arizona...Set the UCLA single-game freshman assists record, dishing 14 assists 3/4 against Washington State...Set UCLA's single-season assists record (274), the second-highest single-season total in Pac-12 history and a freshman record...Became the first player in the Pac-12 to average at least 14 points, six rebounds and seven assists per game since Jason Kidd in 1992-93.

Personal: Personal: Son of LaVar and Tina Ball...Has two younger brothers, LiAngelo and LaMelo...Has one daughter, Zoey Ball...Lists rapping as his off-the-court talent...Passionate about giving back to his roots, and he is an avid volunteer in the Chino Hills community.

NBA REGULAR SEASON STATS

SEASON	TEAM	GP	MIN	FGM	FGA	FG%	FTM	FTA	FT%	OREB	DREB	TREB	AST	TO	STL	BLK	PF	PTS	PPG	RPG	APG
2017-18	LAL	52	1780	203	564	0.360	32	71	0.451	69	291	360	376	136	88	43	117	528	10.2	6.9	7.2
2018-19	LAL	47	1423	185	456	0.406	20	48	0.417	54	197	251	255	103	69	19	114	465	9.9	5.3	5.4
TOTAL	--	99	3203	388	1020	0.380	52	119	0.437	123	488	611	631	239	157	62	231	993	10.0	6.2	6.4

3-POINT FG: 2017-18, 90-295 (.305); 2018-19, 75-228 (.329); TOTALS: 165-523 (.315)

22 DERRICK FAVORS



Position
FORWARD/CENTER

NBA Years
9

Height/Weight
6-10/265

Birthdate
JULY 15, 1991

Birthplace
ATLANTA, GA

College
GEORGIA TECH

High School
SOUTH ATLANTA H.S.
(Atlanta, GA)

CAREER HIGHS

PTS	35 vs. IND 12/5/15
FGM	14 vs. IND 12/5/15
FGA	24 vs. IND 12/5/15
3FGM	2 (Five Times)
3FGA	3 (10 Times)
FTM	10 (Twice)
FTA	14 at BOS 11/14/12
OREB	10 vs. MIA 10/31/10
DREB	14 vs. DEN 1/13/14
TREB	18 (Twice)
ASTS	7 (Twice)
STLS	5 vs. NOP 11/13/15
BLKS	7 at MIA 11/12/15
MINs	45 at TOR 11/12/12

Transactions: Selected by the New Jersey Nets in the first round (third pick overall) of the 2010 NBA Draft ... Traded by the Nets to the Utah Jazz, along with Devin Harris, a 2011 first-round pick and a protected future first-round pick (from Golden State, 2013) in exchange for Deron Williams on 2/23/11 ... Re-signed by Utah to a multi-year contract on 10/19/13...Traded by the Jazz to New Orleans in exchange for two future second round picks on 7/7/19.

2018-19 Season (Utah): Appeared in 76 games (70 starts), averaging 11.8 points, 7.4 rebounds, 1.2 assists in 23.2 minutes per game ... Posted 15 double-doubles this season ... Scored in double figures on 54 occasions ... Led the team in scoring three times, rebounds eight times and assists one time ... With 21 minutes on Jan. 9 vs. Orlando, Favors played his 541 game as a Jazzman (currently 576 GP), moving in to the top 10 of games played in franchise history ... On March 2 against Milwaukee, Favors logged a career-high tying 18 rebounds, adding 23 points and three blocks in 32 minutes ... set a career-high with 17 three-pointers made ... eighth in the NBA with a 4.8 block percentage ... per Basketball Reference, Favors was the only player in 2018-19 to be in the top 10 in both offensive and defensive rating, eighth in offensive rating (123.7) and sixth in defensive rating (102.3).

Professional: Has appeared in 632 career games (436 starts), averaging 11.6 points, 7.2 rebounds, 1.1 assists and 1.3 blocks in 25.7 minutes with New Jersey and Utah... 2017-18 (UTA): Started and appeared in 77 games, averaging 12.3 points, 7.2 rebounds, 1.2 assists in 28.0 minutes per game ... Led the Jazz in rebounding 30 times ... Recorded 15 double-doubles ... Scored a season-high 25 points and grabbed 11 rebounds at ORL (11/18) ... Had 24 points and 12 rebounds vs. BKN (11/10) ... Finished with 18 points, 11 rebounds and five assists vs. NOP (12/1) ... Moved into 10th place on the Jazz all-time rebounding list on 3/13, passing Mehmet Okur (3,599) ... Missed one game with an eye laceration ... Missed one game due to concussion protocol ... Missed one game with a right ankle sprain ... Missed one game with neck spasms ... Missed one game with left knee soreness ...2016-17 (UTA): Appeared in 50 games (39 starts), averaging 9.5 points, 6.1 rebounds and 1.1 assists in 23.7 minutes

per game ... Registered 13 points, 5 rebounds and 1 assist vs. MIN (4/7)... Notched 12 points, 6 rebounds and 2 assists at NOP (2/8)... Scored 18 points, grabbed 5 rebounds, 1 assist, 1 steal and 1 block at DEN (1/24)... Collected 18 points, nine rebounds and two blocked shots at ORL (11/11)... Recorded first double-double of season with 16 points and 14 rebounds at PHI (11/7)... Tallied five double-doubles this season... Recorded 10-plus points 18 times and 20-plus points one time... Did not dress (left knee bone bruise/IT band syndrome) at POR (10/25)... Inactive (left knee bone contusion) in 24 games... Did not dress (rehabilitation protocol) at GSW (12/20)... Inactive (rest) in two games... Inactive (left knee soreness) in four games ... **2015-16 (UTA):** Appeared in 62 games (59 starts), averaging 16.4 points, 8.1 rebounds, 1.5 assists and 1.7 blocks in 32.0 mpg ... Sidelined 16 games with back spasms, soreness (12/16-1/22) ... Missed three games with right knee soreness (4/1, 4/10, 4/13) ... Inactive one game due to personal reasons (11/28) ... One of five NBA players to average 16-plus points, eight-or-more rebounds and at least one-and-a-half blocks and one-and-a-half assists per game ... Recorded 19 double-doubles on the season ... Led the team in scoring on 19 occasions and in rebounding in 24 contests ... Had a career-high 35 points and 13 rebounds vs. IND (12/5) ... Scored 29 points (11-15 FG) at NOP (2/10) ... Logged 28 points and 14 rebounds at SAC (3/13) ... Tallied 28 points, 11 rebounds and six blocks at NOP (3/5) ... Posted 25 points, 12 rebounds, seven blocks, three steals and two assists at MIA (11/12), becoming the second players (Anthony Davis) to do so since David Robinson on 4/14/01 ... Had 26 points (10-15 FG) in the season opener at DET (10/28)... **2014-15 (UTA):** Appeared and started in 74 games, averaging 16.0 points, 8.2 rebounds and 1.7 blocks in 30.8 mpg ... One of four Jazz players (Karl Malone, Andrei Kirilenko, Al Jefferson) to ever average 16-plus points, eight-or-more rebounds and at least one-and-a-half blocks per game ... Posted 23 double-doubles on the season ... Led the team in scoring on 21 occasions and in rebounding in 24 contests ... Posted the second-best field goal percentage (.525) among NBA forwards ... Not with team twice, flu like symptoms (12/1) and personal reasons (1/22) ... Missed two games due to a sprained right ankle (12/14-12/16) ... Sidelined two games with back spasms (3/28-3/30) ... Had a career-high 32 points vs. PHX (1/1) ... Had a game-high 29 points, 12 boards and two steals vs. NYK (3/10) ... Registered 17 points, 15 rebounds and five blocks vs. PHI (12/27) ... Logged 21 points, 13 rebounds and five blocks vs. ORL (12/5) ... **2013-14 (UTA):** Appeared and started in 73 games ... Averaged 13.3 points, 8.7 rebounds and 1.2 assists in 30.2 minutes ... Sidelined two games with a sore lower back (12/7-12/9) ... Missed one game due to a hip abductor strain (1/21), three games due to right hip inflammation (1/31-2/3) and three games with a right hip sprain (2/19-2/22) ... Pulled down 10-or-more rebounds in 28 contests ... Posted double-digit scoring 55 times ... Jazz leading rebounder in 33 games and leading scorer in 10 games ... Led Utah in rebounds per game (8.7), blocks per game (1.5), total blocks (108) and field goal percentage (.522) ... Ranked 14th in the NBA in blocked shots per game (1.5) and 19th in both offensive rebounds per game (2.7) and field goal percentage (.522) ... Recorded a career-high 25 double-doubles ... Shot better than 50-plus percent in 41 contests and 60-plus in 27 contests ... Posted 28 points and pulled down 11 rebounds at SAS (3/16) ... Had 20 points, nine rebounds and four blocks at NOP (4/4) ... Tallied a career-high 18 rebounds and added 20 points at SAS (11/15) ... Recorded 18 points and 14 boards, including the game-winning putback dunk with two seconds left vs. LAL (12/27) ... Scored 21 points and had 13 boards vs. DEN (11/11) ... Grabbed 10 rebounds and poured in 20 points at MEM (3/26) ... **2012-13 (UTA):** Appeared in 77 games (eight starts), averaging 9.5 points, 7.0 rebounds, 0.9 assists and 1.7 blocks in 23.2 minutes ... Improved averages in every major statistical category over previous season ... Led Jazz in total blocks (130) and blocks per game (1.7) ... Missed five games due to plantar fasciitis (12/1-12/9) ... Recorded nine double-doubles ... Led the Jazz in scoring three times ... Led Utah in rebounds 22 times ... Grabbed at least 10 rebounds 16 times ... Scored in double-figures 34 times ... Tallied 23 points and season-high 15 rebounds at MIL (3/4) ... Totaled 14 points on a career-high 11 free throw makes at BOS (11/14) ... Had 15 points, six boards and four blocks at TOR (11/12) ... **2011-12 (UTA):** Appeared in 65 games (nine starts) ... Averaged 8.8 points, 6.5 rebounds, 0.7 assists and 1.0 blocks in 21.1 minutes ... Missed one game due to a sprained left ankle (1/17) ... Selected to play in the 2012 BBVA Rising Stars Challenge, recording 14 points and three blocks (2/24) ... Recorded 13 double-doubles ... Had games of 10-plus rebounds 18 times ... Scored in double-figures 26 times ... Had 13 points, 11 rebounds and five blocks vs. PHX (4/24) ... Had 23 points and 17 rebounds vs. GSW (3/17) ... Had 16 rebounds vs. MIN (3/15) ... Had 20 points and 11 rebounds vs. PHI (12/30) ... **2010-11 (NJN/UTA):** Appeared in 78 games (27 starts) for Utah and New Jersey, averaging 8.8 points, 5.3 rebounds and 0.9 blocks ... Appeared in 22 games (four starts) for Utah, averaging 8.2 points, 5.2 rebounds and 1.2 blocks in 20.2 minutes of play ... Joined the Jazz along with Devin Harris via trade from the New Jersey Nets in exchange for Deron Williams and two first round picks (2/23) ... Led all NBA rookies in blocks per game (0.87) ... Ranked fifth among NBA rookies in rebounds per game (5.3) ... Ranked eighth among NBA rookies in scoring (6.8 ppg) ... Ranked 10th among NBA rookies in minutes per game (19.7).

Playoffs: Has appeared in 31 career-playoff games (14 starts), averaging 9.4 points, 6.2 rebounds, 1.0 blocks in 23.5 minutes per game... 2019 (Utah): Appeared in all five games (two starts) during the 2019 NBA Playoffs, averaging 11.8 points, 7.4 rebounds and 1.8 blocks in 20.6 minutes ... Tallied two double-doubles, including a series-high 14 points, a series-high 12 rebounds and a postseason career-high three blocks at Houston in Game 2 (4/17) ... **2018 (UTA):** Appeared in all 11 games (nine starts) in the 2018 postseason, averaging 9.3 points, 5.2 rebounds and 1.0 blocks in 26.0 minutes ... **2017 (UTA):** Appeared in 11 games (two starts) versus both the Los Angeles Clippers and Golden State, posting averages of 7.5 points and 5.5 rebounds in 20.5 minutes per game... **2012 (UTA):** Appeared in four games (one start) against San Antonio, averaging 11.8 points, 9.5 rebounds, 1.2 steals and 1.5 blocks in 29.0 minutes ... Had 16 points, 10 rebounds, two blocks and two steals vs. SAS (6/7) in first career playoff start.

College: Averaged 12.4 points, 8.4 rebounds and 2.1 blocks in 27.5 minutes as a freshman in lone season at Georgia Tech (2009-10) ... Ranked fourth in the ACC in rebounding average and second in blocks ... Led all ACC freshmen in scoring, rebounding, double-doubles, blocked shots and field goal percentage ... Named ACC Rookie of the Year and ACC All-Freshman by conference media ... Also a member of The Sporting News' National All-Freshman team ... Earned ACC All-Tournament First Team honors after averaging 17 points and 9.8 rebounds per game while shooting .658 from the floor ... Scored a career-high 22 points with 11 rebounds in the ACC Championship Game against Duke ... Led the nation and the ACC in field goal percentage entering the NCAA Tournament, but fell below the required minimums on field goals made ... Finished the year strong, averaging 15.6 points and 9.1 rebounds over the final 11 contests while shooting .642 from the floor ... Posted 21 points and career-high 18 rebounds (eight offensive) at Maryland ... Had 11 double-doubles, six in ACC games ... Reached double-digits in rebounding 12 games and scoring 27 times ... Earned ACC Rookie of the Week honors four times.

Personal: Full name is Derrick Bernard Favors ... Son of Deandra Favors ... Has an older sister, Tiffany, and a younger brother, Brandon ... Has twin daughters ... Owns a 7-4 wingspan and 9-2 standing reach ... Ambassador for the Ronald McDonald House Charities of the Intermountain Area to help raise awareness, garner volunteer support and spearhead fundraising ... Hosted a back to school party for 25 youth from the Boys

WON'T BOW DOWN

& Girls Clubs of Greater Salt Lake in the summer of 2015 ... In the summer of 2012, took part in the annual Jr. Jazz trip, spending a week on the road holding basketball clinics across four states ... Hosted a back-to-school clinic for community youth in order to promote education and physical fitness in two consecutive summers (2014, 2015) ... During both the 2015-16 and 2016-17 seasons, purchased \$49,200 worth of tickets to home games, along with Alec Burks, Gordon Hayward and Joe Ingles, enabling local residents from more than 200 different community groups and schools to attend Jazz home games ... Started playing basketball at the age of 10 after watching Kobe Bryant play a game ... Enjoys playing table tennis and air hockey ... Attended the 2016 Salt Lake City Comic Con ... A comic book enthusiast ... Bought a house for his mom with his first NBA paycheck ... Favorite restaurant is Waffle House ... Follow him on twitter at @dfavors14.

NBA REGULAR SEASON STATS

SEASON	TEAM	GP	MIN	FGM	FGA	FG%	FTM	FTA	FT%	OREB	DREB	TREB	AST	TO	STL	BLK	PF	PTS	PPG	RPG	BPG
2010-11	NJN/UTA	78	1535	215	415	0.517	103	173	0.595	171	541	412	39	77	29	68	246	533	6.8	5.3	0.9
2011-12	UTA	65	1376	222	445	0.499	126	194	0.649	158	267	425	43	103	38	65	145	570	8.8	6.5	1.0
2012-13	UTA	77	1787	247	568	0.482	179	260	0.688	184	362	546	75	129	67	130	247	727	9.4	7.1	1.7
2013-14	UTA	73	2201	390	747	0.522	190	284	0.669	199	438	637	91	129	75	108	236	970	13.3	8.7	1.5
2014-15	UTA	74	2280	482	918	0.525	222	332	0.669	196	411	607	112	121	60	123	210	1187	16.0	8.2	1.7
2015-16	UTA	62	1983	418	811	0.515	180	254	0.709	169	334	503	94	104	74	91	150	1016	16.4	8.1	1.5
2016-17	UTA	50	1186	203	417	0.487	67	109	0.615	92	213	305	56	60	45	40	103	476	9.5	6.1	0.8
2017-18	UTA	77	2153	395	702	0.563	140	215	0.651	198	354	552	102	88	54	82	164	944	12.3	7.2	1.1
2018-19	UTA	76	1766	363	619	0.586	154	228	0.675	207	353	560	89	84	56	106	163	897	11.8	7.4	1.4
TOTALS	--	632	16267	2962	5643	0.525	1361	2049	0.664	1574	2973	4547	701	895	498	813	1664	7320	11.6	7.2	1.3

3-POINT FG: 2012-13, 0-5 (.000); 2013-14, 0-1 (.000); 2014-15, 1-6 (.167); 2015-16, 0-4 (.000); 2016-17, 3-10 (.300); 2017-18, 14-63 (.222); 2018-19, 17-78 (.218);
TOTALS: 35-167 (.210)

NBA POSTSEASON STATS

SEASON	TEAM	GP	MIN	FGM	FGA	FG%	FTM	FTA	FT%	OREB	DREB	TREB	AST	TO	STL	BLK	PF	PTS	PPG	RPG	BPG
2011-12	UTA	4	116	15	36	0.417	17	29	0.586	14	24	38	2	5	5	6	11	47	11.8	9.5	1.5
2016-17	UTA	11	225	36	62	0.581	11	23	0.478	15	45	60	10	4	8	6	25	83	7.5	5.5	0.5
2017-18	UTA	11	286	42	68	0.618	16	33	0.485	20	37	57	13	10	8	11	17	102	9.3	7.4	1.0
2018-19	UTA	5	103	23	36	0.639	13	19	0.684	15	22	37	4	5	4	9	12	59	11.8	7.4	1.8
TOTALS	--	31	730	116	202	0.574	57	104	0.548	64	128	192	29	24	25	32	54	291	9.4	6.2	1.0

3-POINT FG: 2017-18, 2-5 (.400); 2018-19, 0-3 (.000); TOTALS: 2-8 (.250)

WON'T BOW DOWN

3 JOSH HART



Position

GUARD

NBA Years

2

Height/Weight

6-5/215

Birthdate

MARCH 5, 1995

Birthplace

SILVER SPRINGS, MD

College

VILLANOVA

High School

SIDWELL FRIENDS

(Washington, D.C.)

CAREER HIGHS

PTS	30 at LAC 4/11/18
FGM	10 vs. UTA 4/8/18
FGA	18 vs. UTA 4/8/18
3FGM	7 at LAC 4/11/18
3FGA	9 (Twice)
FTM	6 vs. MIN 11/7/18
FTA	8 at HOU 12/31/17
OREB	4 vs. MEM 12/27/17
DREB	14 vs. OKC 1/2/19
TREB	15 vs. OKC 1/2/19
ASTS	6 at DAL 1/7/19
STLS	5 at DAL 1/7/19
BLKS	3 at CLE 11/21/18
MINS	44 at DAL 1/7/19

Transactions: Selected by Utah with the 30th overall pick in the 2017 NBA Draft...Draft rights acquired by the Los Angeles Lakers along with the draft rights to Thomas Bryant in exchange for the draft rights to Tony Bradley...Acquired by New Orleans along with Lonzo Ball, Brandon Ingram, the draft rights to the fourth overall pick in the 2019 NBA Draft, De'Andre Hunter, and two future first round draft picks in exchange for Anthony Davis on 7/6/19.

2018-19 Season (Los Angeles Lakers): Appeared in 67 games (22 starts), averaging 7.8 points, 3.7 rebounds and 1.4 assists in 25.6 minutes... Scored in double-figures in 22 games, including four 20+ contests... Owned four double-doubles on the season...Finished with a game-high plus-22 rating through 19 minutes in win 2/21 vs. HOU...Collected fourth double-double of the season (12 pts/10 reb/5 ast) in overtime win 1/17 at OKC...Playing in a career-high 44 minutes 1/7 at DAL, had 14 points, a team-high 12 rebounds and career highs in assists (6) and steals (5)...Pulled down a career-high 15 rebounds, going along with 13 points, two assists, one steal and one block 1/2 vs. OKC, good for his second double-double of the season and 10th of his career...Had a season-best 22 points, seven rebounds, three assists and two steals in 40 minutes... In that game, scored a single-half career high 17 points in the first half and converted the team's first four-point play since January 2018... Finished with 16 points (4-7 3FG) and three steals, along with a plus/minus of plus-32, 12/8 at MEM...Finished with then-season highs in points (21), three-pointers (5-7) and free throws (6-6) in 21 minutes off the bench 11/7 vs. MIN...In first start of season, had 15 points, two rebounds, two assists and two steals in 26 minutes 10/24 at PHX...Finished with 20 points, a team-high 10 rebounds and two steals 10/22 vs. SAS, his first double-double of the season...Totaled a season-high 20 points, four rebounds, one assist, three steals and two blocks in season-opener 10/18 at POR, extending his 20+ point streak to a career-best five regular season games...Missed seven games due to right knee patellar tendinitis (2/5, 2/12, 3/15, 3/22-3/27) and seven games due to right knee debridement procedure (3/29-4/9)...DNP-CD once (2/10).

Professional: Has appeared in 130 games (45 starts) for Los Angeles, holding career averages of 7.9 points, 3.9 rebounds and 1.3 assists in

24.4 minutes...Has scored in double-figures 44 times and rebounded in double-digits 13 times... **2017-18 Season (LA Lakers):** Appeared in 63 games (23 starts), averaging 7.9 points, 4.2 rebounds and 1.3 assists in 23.2 minutes...As a starter, averaged 13.3 points, 6.0 rebounds and 2.0 assists, while shooting .496 from the field...Scored in double figures 22 times, including five 20+ performances and one game of 30+ points...Led the team in scoring four times, rebounds seven times, assists once, steals 14 times and blocks six times...Had nine outings with at least 10 rebounds in 2017-18, the third-most on the team...Recorded eight double-doubles...One of six guards in NBA history to have eight point-rebound double-doubles as a rookie...Scored a career-high 30 points (7-9 3FG) with five rebounds and five assists in the season finale on 4/11 at LAC...Finished the season with four consecutive 20-point games, the best stretch of his career...In first career start, recorded first career double-double with 11 points and 10 rebounds on 12/14 at CLE...DNP-CD twice...Inactive twice...Missed 14 games due to fourth metacarpal fracture, left hand (3/1-3/28) and one game due to left Achilles bursitis (10/19)... Hart was named the MVP of the 2018 NBA Summer League after averaging 24.2 points and 5.2 rebounds per game and setting a Lakers Summer League game-high of 37 points...G League: Averaged 17.5 points, 5.5 rebounds, 2.0 assists and 1.5 steals through two games (all starts) on assignment with the South Bay Lakers.

College: Appeared in 146 games (75 starts) at Villanova, averaging 13.2 points, 5.6 rebounds, 1.8 assists and 1.1 steals in 28.0 minutes...Scored in double figures in 104 career games, including 22 games with 20+ points and two games with 30+ points...Tallied 14 career double-doubles and one triple-double...**Senior (2016-17):** Consensus First-Team All-American...Julius Erving Small Forward of the Year Award winner...NABC Division I All-America First Team...USBWA District II Player of the Year and All-District II selection...Big East Player of the Year and Big East Co-Defensive Player of the Year, in addition to an All-Big East First Team selection...Finalist for the Naismith Award, Wooden Award and USBWA Player of the Year Award...2017 Big East Tournament MVP...Appeared in 36 games (35 starts), averaging 18.7 points, 6.4 rebounds, 2.9 assists and 1.6 steals...Ranked first in the Big East in points (18.7), fourth in field goal percentage (.510), fourth in rebounds (6.4) and seventh in steals (1.5)...Had five double-doubles...Recorded his only career triple-double on 12/3 vs. St. Joseph's with 16 points, 11 rebounds and 10 assists...Scored in double figures in all 36 games, including 13 games of 20+ points...Scored a career-high 37 points 12/10 versus Notre Dame...**Junior (2015-16):** USBWA District II Player of the Year and All-District II selection...NABC All-District 5 First Team selection...All-Big East First Team selection...Appeared in 40 games (38 starts), averaging 15.5 points, 6.8 rebounds, 1.9 assists and 1.2 steals per game...Ranked second in the Big East in field goal percentage (.513), eighth in points (15.4) and ninth in rebounds (6.8)...Had eight double-doubles...Averaged 17.5 points and 8.0 rebounds per outing at the NCAA Final Four, leading the Wildcats to the National Championship...Scored in double figures in 37 of 40 games, including six outings of 20+ points...**Sophomore (2014-15):** Big East Sixth Man of the Year...2015 Big East Tournament MVP...Appeared in 36 games (two starts), averaging 10.1 points, 4.5 rebounds, 1.5 assists and 1.1 steals...Ranked second in the Big East in three-point field goal percentage (.442)...Scored in double figures in 18 of 36 games...**Freshman (2013-14):** Big East All-Rookie Team selection...Big East Rookie of the Week on three occasions...Appeared in 34 games, averaging 7.8 points and 4.4 rebounds

Personal: Son of Moses and Pat Hart...Has two older siblings: brother Moses and sister Aimee...Is a fan of the television show The Office...Hosts his own Podcast, entitled the Light Harted Podcast, which features interview with top performers in sports, entertainment, business and tech...Is an avid video game player, and streams his gaming on his own Twitch channel (JHartShow)...Graduated with a degree from Villanova in Communications.

NBA REGULAR SEASON STATS

SEASON	TEAM	GP	MIN	FGM	FGA	FG%	FTM	FTA	FT%	OREB	DREB	TREB	AST	TO	STL	BLK	PF	PTS	PPG	RPG	APG
2017-18	LAL	63	1641	176	375	0.469	66	94	0.702	42	221	263	80	47	47	16	107	496	7.9	4.2	1.3
2018-19	LAL	67	1715	189	464	0.407	55	80	0.688	35	213	248	93	58	64	40	147	525	7.8	3.7	1.4
TOTALS	--	130	3176	365	839	0.435	121	174	0.695	77	434	511	173	105	111	56	254	1021	7.9	3.9	1.3

3-POINT FG: 2017-18, 78-197 (.396); 2018-19, 92-274 (.336); TOTALS: 170-471 (.361)

10 JAXSON HAYES



Position
CENTER

NBA Years
ROOKIE

Height/Weight
6-11/220

Birthdate
MAY 23, 2000

Birthplace
NORMAN, OK

College
TEXAS

High School
CINCINNATI MOELLER
(Cincinnati, OH)

Transactions: Selected 8th overall by Atlanta in the 2019 NBA Draft...Draft rights acquired by New Orleans, along with draft rights to Nickeil Alexander-Walker and Marcos Louzada Silva, in exchange for the draft rights to DeAndre Hunter, Solomon Hill, and a future second-round draft pick on 7/6/19...Signed by New Orleans 7/7/19.

College: Declared for the NBA Draft after one season at Texas...Big 12 Conference Freshman of the Year...All-Big 12 Second Team selection...Big 12 All-Defensive Team, Big 12 All-Newcomer Team and Big 12 All-Freshman Team honoree...NABC All-District 8 Second Team pick...Set the UT single-season record for field goal percentage (.728, 123-169), previously held at .654 by Dexter Pittman in 2009-10...Two-time Phillips 66 Big 12 Newcomer of the Week (Nov. 19, 2018; Nov. 26, 2018)... Big 12 Conference Freshman of the Year...All-Big 12 Second Team selection...Big 12 All-Defensive Team, Big 12 All-Newcomer Team and Big 12 All-Freshman Team honoree...Played in 32 games (21 starts), averaging 10.0 points, 5.0 rebounds, and 2.2 blocks in 23.3 minutes per contest...Led the team and ranked third in the Big 12 in blocks per game (2.22 bpg), ranked second on the team in rebounding (5.0 rpg) and third in scoring (10.0 ppg)...Reached double figures in scoring in 17 games...Of his 123 made field goals on the year, 74 were dunks (.602)...Set a school record for consecutive field goals made (18)...Went four straight full games (Purdue, Grand Canyon, Providence and UTA) without missing a field goal...His 18 consecutive field goals made were just two shy of the Big 12 record (20 by Quincy Acy of Baylor in 2008-09)...In his collegiate debut, registered 12 points (5-9 FG) and 2 blocks in 20 minutes vs. Eastern Illinois (11/6)...Earned Phillips 66 Big 12 co-Newcomer of the Week honors (11/19) for his play in the two wins against ULM and The Citadel...Tallied 11 points (5-8 FG), 5 boards and 3 blocks in 26 minutes against ULM (11/12)...Posted 12 points (4-5 FG), seven rebounds (four offensive) and one block in 16 minutes vs. The Citadel (11/16)...Earned Phillips 66 Big 12 Newcomer of the Week honors (11/26) for his play in the two games at the Continental Tire Las Vegas Invitational, where he averaged 13.0 ppg, 6.0 rpg and 3.0 bpg while converting 9-11 (.818) FG and 8-10 (.800) FT...Joined teammate Kerwin Roach II on the seven-person All-Tournament Team at the Las Vegas Invitational...Registered 15 points (5-5 FG, 5-6 FT), nine rebounds and three blocks in 25 minutes vs. No. 6 North Carolina (11/22) ...Tallied 11 points (4-6 FG), three blocks and a season-high

WON'T BOW DOWN

three steals in 27 minutes against No. 11 Michigan State (11/23)...Posted 14 points (6-6 FG, 2-2 FT) and three blocks in 26 minutes against No. 24 Purdue (12/9)...Recorded 13 points (6-6 FG) and 2 blocks in 21 minutes against Providence (12/21)...Posted a career-high 11 rebounds (four offensive) to go along with nine points and two blocks in 31 minutes at K-State (1/ 2)...Tallied 13 points (5-8 FG, 3-3 FT), six rebounds and four blocks in 31 minutes at Oklahoma State (1/8)...Registered 15 points (6-8 FG) in 30 minutes against No. 8/8 Texas Tech (Jan. 12) ...Had 15 points and set a career-high in free throws made (7-8) to go along with six rebounds and five blocks in 22 minutes against No. 19 Oklahoma (1/19)...Had five blocks and added 10 points (4-6 FG) in a career-high 32 minutes at TCU (1/23)...Registered 14 points (career-high 7-11 FG) in 29 minutes at Georgia (1/26)...Tallied 13 points (career-high 7-8 FT), nine rebounds (four offensive), two blocks and two steals in 29 minutes vs. No. 11/12 Kansas (1/29)...Registered 12 points (5-6 FG), six rebounds and a career-high six blocks in 32 minutes at Oklahoma (2/23)...Recorded a career-high 19 points (7-8 FG, 5-5 FT), seven boards and two steals in 29 minutes against TCU (3/9)...Suffered a bone bruise in his left knee late in the Phillips 66 Big 12 Championship quarterfinal game vs. No. 17 Kansas (3/14), missing all five games during the NIT due to the injury.

High School: Attended Archbishop Moeller High School in Cincinnati, Ohio (head coach Carl Kremer) ... ranked as the No. 89 overall prospect in the nation by ESPN...Averaged 12 points, seven rebounds, and four blocks per game as a senior while leading Moeller to a 27-3 record and the Division I state title...Converted .673 from the floor during his senior year...Set the school single-season record for most blocks (123) and recorded 9 blocks in a pair of contests as a senior...First-team all-state selection in his senior season...Made a tremendous jump from his junior year, when he averaged one point and two rebounds in six minutes per game as a reserve...Moeller (28-1) reached the Division I state final and notch a school-record 28 wins during his junior season.

Personal: Full name is Jaxson Reed Hayes... Born in Norman, Oklahoma, but family moved to Cincinnati when Jaxson was 3 years old...Son of Jonathan and Kristi Hayes...Father, Jonathan, is the head coach/general manager of the new NFL St. Louis team...Jonathan spent 15 seasons as the tight ends coach for the Cincinnati Bengals (2003-18) and four years as an assistant coach (tight ends/special teams) at the University of Oklahoma (1999-2002)...Jonathan was an All-American tight end at the University of Iowa (1982-85) who went on to play 12 seasons in the NFL with the Kansas City Chiefs (1985-93) and Pittsburgh Steelers (1994-96)...Mother, Kristi (Kinne) played basketball at Drake University (1991-95) and earned honorable mention Kodak All-American accolades and Missouri Valley Conference Player of the Year honors as a senior (1994-95)...Kristi recorded 3,406 career points during her four years (1987-91) at Jefferson-Scranton High School (Jefferson, Iowa)...Kristi previously served as an assistant women's basketball coach at Oklahoma, Iowa and Southern Illinois-Carbondale...Has one younger sister, Jillian, and two younger brothers, Jewett and Jonah.

11 JRUE HOLIDAY

Position
GUARDNBA Years
10Height/Weight
6-4/205Birthdate
JUNE 12, 1990Birthplace
MISSION HILL, CACollege
UCLAHigh School
CAMPBELL HALL H.S.
(Chatsworth, CA)

CAREER HIGHS

PTS	38 at CHA 3/9/16
FGM	16 (3 Times)
FGA	31 at MIL 2/25/18
3FGM	6 at CLE 4/18/12
3FGA	11 (Twice)
FTM	8 (4 Times)
FTA	12 at BKN 2/10/18
OREB	4 (8 Times)
DREB	9 vs. POR 3/27/18
TREB	11 (Twice)
ASTS	17 at LAC 3/6/18
STLS	7 vs. ATL 3/26/10
BLKS	4 vs. DET 1/8/18
MINs	49 (Twice)

Transactions: Selected by Philadelphia in the first round (17th overall) of the 2009 NBA Draft...Acquired by New Orleans along with Pierre Jackson from Philadelphia in exchange for Nerlens Noel and a 2014 1st round draft pick 7/10/13...Re-signed by New Orleans to multi-year contract 7/6/17.

2018-19 Season (New Orleans): In 67 games (all starts), averaged a career-high 21.2 points, 7.7 assists (5th in NBA), 5.0 rebounds and 1.6 steals (10th in NBA) in 35.9 minutes (5th in NBA) per game while shooting .472 from the floor, .324 from three-point range and .768 from the line...Named to the NBA All-Defensive Second Team...Finished the 2018-19 season as one of just three players in the NBA to average at least 21.0 points, 7.5 assists and 1.5 steals, with the other two being Houston's James Harden and Oklahoma City's Russell Westbrook...Missed the final 15 games of the season due to a core muscle injury...Scored 20+ points in 38 games, including five performances of 30 or more points...Notched double-digit assists 15 times, all resulting in point-assist double-doubles...Holiday also notched three point-rebound double-doubles...Scored 27 points including a career-high 10 made free throws vs. MIN (2/9)...Finished one assist shy of his fourth career triple-double, notching 19 points, nine dimes, and a career-high-tying 11 rebounds vs. IND (2/4)...Tallied a career-high six blocks at HOU (1/29), becoming the third guard in NBA history to have six blocks in a game, joining Kendall Gill (11/7/97) and Dennis Johnson (1/5/77), the only guard in NBA history to compile at least 19 points, six rebounds, eight assists and six blocks in a game, and the first guard since Klay Thompson (1/17/15) to block James Harden three times in a single game...Scored 29 points including a career-high 8-of-12 from the foul stripe vs. SAS (1/26)...Racked up 22 points, 13 assists, and a career-high-tying nine defensive rebounds at OKC (1/24)...Scored 29 points on a season-high-tying 14 made field goals vs. DET (1/23)...Tallied 21 points and a career-high-tying 11 rebounds (nine defensive boards) at MEM (1/21)...Scored a season-high 37 points on 14-of-22 from the field, including a career-high tying six made three-pointers at DET (12/9).

Professional: In ten seasons with Philadelphia and New Orleans has appeared in 652 games with 579 starts, averaging 15.6 points, 6.4 assists,

3.8 rebounds and 1.5 steals in 33.1 minutes per game while shooting .452 from the floor, .355 from 3-point range and .784 from the line...Has 99 career double-doubles (88 pt/ast, 11 pt/reb) including three triple-doubles... **2017-18 (New Orleans):** In 81 games (all starts), averaged a career-high 19.0 points, 6.0 assists (16th in NBA), 4.5 rebounds and 1.5 steals (16th in NBA) in 36.1 minutes (11th in NBA) per game while shooting .494 from the floor, .337 from three-point range and .786 from the line...Named to the NBA All-Defensive First Team along with teammate Anthony Davis...Scored 20+ points in 40 games, including seven performances of 30 or more points...Notched double-digit assists nine times, resulting in eight point-assist double-doubles...Recorded his third career triple-double vs. POR (3/27) with 21 points, 11 assists, and a career-high-tying 11 rebounds...Inactive with flu-like symptoms vs. DAL (3/20)...Notched 19 points and a career-high 17 assists at LAC (3/6)...Scored 36 points on a career-high 16-31 from the floor to go along with nine boards and six assists at MIL (2/25)...Tallied a career-high four blocks vs. DET (1/8)...Notched a season-high 37 points on 16-21 from the field at HOU (12/11), his 16 FGM tying a career high...Scored 34 points for the third time this season on 11-21 shooting (5-8 from deep) vs. PHI (12/10)...Scored 27 points, converting on five of a career-high 11 three-point attempts vs. MIN (11/29)...Notched his first double-double of the season with 34 points (14-20 FG) and 11 assists at TOR (11/9)... **2016-17 (New Orleans):** In 67 games (61 starts) with New Orleans, averaged 15.4 points, 7.3 assists, 3.9 rebounds and 1.5 steals in 32.7 minutes per game while shooting .453 from the floor, .356 from 3-point range and .708 from the line...Had 54 performances of double-digit scoring and 16 of double-digit assists...Scored 20+ points 18 times and recorded 16 double-doubles...Missed the first 12 games of the season while tending to his wife, Lauren, as she recovered from surgery to remove a brain tumor...Recorded 25 points, 12 assists, six rebounds and five steals in just under 38 minutes played at MIN (2/10), becoming just the sixth player since 1984 to have a similar stat line in 38 minutes or less, joining Clyde Drexler (3/6/92), Michael Adams (12/7/90), Michael Ray Richardson (4/10/85), Johnny Moore (1/8/85) and Russell Westbrook (11/25/15)...Notched 30 points, nine rebounds, seven assists, and a career-high three blocks vs. PHX (2/6), becoming the first guard since James Harden (2/23/15) to have a similar stat line...Scored a season-high 33 points (12-19 from the field) to go along with 10 dimes, six boards, three steals, and two blocks vs. CLE (1/23)... **2015-16 (New Orleans):** In 65 games (23 starts), averaged 16.8 points, 6.0 assists, 3.5 rebounds and 1.4 steals in 28.2 minutes per game while shooting .439 from the floor, .336 from 3-point range and .843 from the line...Scored 20+ points 25 times and recorded six double-doubles...Started the season on a minutes restriction and sitting out second ends of back-to-backs, causing him to miss six games...Sustained a right inferior orbital fracture vs. NYK (3/28), causing him to miss the final nine games of the 2015-16 campaign...Scored 34 points on 13-27 shooting and 10 assists in a season-high 41 minutes at MEM (3/11)...Recorded a career-high 38 points on 13-23 shooting and a season-high 5-of-9 from beyond the arc in 38 minutes at CHA (3/9)...Recorded his 2,500th career assist vs. LAL (2/4)...Scored 25 points, including a career-high eight made free throws vs. SAC (1/28)... **2014-15 (New Orleans):** In 40 games (37 starts), averaged 14.8 points, 6.9 assists, 3.4 rebounds and 1.6 steals in 32.6 minutes per game while shooting .446 from the floor, .378 from 3-point range and .855 from the line...Led team in assists 28 times and recorded five double-doubles...Appeared in three of New Orleans's four playoff games, averaging 6.3 points and 4.3 assists against GSW...Returned from his right leg injury vs. PHX (4/10), tallying two points and five assists...Sidelined with a stress reaction in his lower right leg on 1/21, missing 41 games...Recorded his 5,000th career point vs. WAS (1/5)...Registered 50th career point/assist double-double at HOU (12/18)...Recorded his 500th career steal vs. OKC (12/2)... **2013-14 (New Orleans):** In 34 games (all starts), averaged 14.3 points, 7.9 assists, 4.2 rebounds and 1.7 steals in 33.6 minutes per game while shooting .447 from the floor, .390 from 3-point range and .810 from the line...Led team in assists 23 times and recorded nine double-doubles...Placed on the inactive list with a stress fracture of the right tibia after 34 games and missed the remainder of the season...Finished his Pelicans debut with 24 points, seven rebounds, and five assists... **2012-13 (Philadelphia):** In 78 games (all starts), averaged 17.7 points, 8.0 assists, 4.2 rebounds and 1.6 steals in 37.5 minutes per game while shooting .431 from the floor, .368 from 3-point range and .752 from the line...Named to his first ever All-Star Game on 1/24, becoming the youngest player in Sixers franchise history to receive that honor...Was the only player in the league to average at least 17.0 points and 8.0 assists...Recorded 20 double-doubles, including one triple-double (at PHX on 1/2) after having one in 2011-12...Scored 20-plus points 29 times this season (Sixers 17-12 mark), including 30-plus points five times...Most 30-point games in a single season by a Sixer since Allen Iverson had eight in 2006-07...Ranked fourth in the NBA with 8.0 assists this season...Recorded at least eight assists in nine straight games from 12/23-1/8, which tied for the longest single season streak by a Sixer dating back to 1985-86...Had seven-plus assists in 54 of his 78 games played this season after doing so 11 times in 2011-12... **2011-12 (Philadelphia):** In 65 games (all starts), averaged 13.5 points, 4.5 assists, 3.5 rebounds and 1.6 steals in 33.8 minutes per game while shooting .432 from the floor, .380 from 3-point range and .783 from the line...Did not miss any games due to injury in 2011-12 but was a DNP-CD the final game of the season, snapping a streak of 188 consecutive starts dating back to 1/22...Scored 20-plus points 10 times, including a then-career-high 30 points at CHI (3/7)...Shot 6-of-6 from 3-point range at CLE (4/18) tying the franchise record for most 3FGM without a miss in a single game...Recorded 3-plus steals 16 times... **2010-11 (Philadelphia):** Started all 82 games, averaging 14.0 points, 6.5 assists, 4.0 rebounds and 1.5 steals in 35.4 minutes per game while shooting .446 from the floor, .365 from 3-point range and .823 from the line...Had 15 point-assist double-doubles, including his first triple-double at NJN (2/2)...Scored 20-plus points 14 times...Ranked 16th in the NBA in assists and 16th in steals...Named to the Sophomore team in the T-Mobile Rookie Challenge... **2009-10 (Philadelphia):** In 73 games with 51 starts, averaged 8.0 points, 3.8 assists, 2.6 rebounds and 1.09 steals in 24.2 minutes per game while shooting .442 from the floor, a team-high .390 from 3-point range and .756 from the line...Started the final 41 games; overall as a starter, averaged 12.0 points, 6.6 assists, 4.1 rebounds and 1.94 steals...Had seven steals vs. ATL (3/26)...Recorded his first career double-double with 10 points and 10 rebounds vs. CHI (3/20)...Recorded his first point-assist double-double with 13 points and 12 assists vs. ATL (3/26).

Playoffs: In 30 games (27 starts), averaging 17.0 points, 5.5 assists, and 4.5 rebounds in 36.2 minutes per game...Shooting .453 from the floor and .387 from 3-point range... **2018 (NOP):** Starting in all nine games for New Orleans, Holiday averaged 23.7 points, 6.3 assists, 4.5 rebounds, and 1.1 steals 38.7 minutes per game...Shot .518 from the floor and .320 from deep...Set a playoff career-high with 41 points in a series-clinching Game 4 against Portland (4/21)...Notched his first postseason triple-double in Game 5 of the Western Conference Semifinals against Golden State, tallying 27 points, to go along with playoff-highs of 11 dimes, and 10 rebounds, becoming just the second player in New Orleans's franchise history to record a triple-double in the playoffs, joining Chris Paul (4/29/08 and 4/24/11)... **2015 (NOP):** Averaged 6.3 points, 4.3 assists, and 1.0 rebound off the bench in three playoff games against Golden State, shooting .368 from the floor and .250 from deep... **2012 (Philadelphia):** Averaged 15.8 points 5.2 assists, and 4.7 rebounds on .413 shooting (.408 three-point shooting) in 37.9 minutes in 13 playoff games...Averaged 18.2 points, 4.7 assists and 45.2 rebounds in the first round of the Eastern Conference Playoffs against Chicago...Averaged 12.4 points, 5.6 assists and 4.3 rebounds in the Eastern Conference semifinals against Boston... **2011 (PHI):** Averaged 14.2 points, 3.8 rebounds and 5.6 assists on .414 shooting in 37.6 minutes in five games against the Miami Heat in the first round of the Eastern Conference Playoffs...Scored in double-figures in all five contests.

College (University of California, Los Angeles, 2008-09): Was an early entry candidate for the 2009 NBA Draft following his freshman season at UCLA... Played alongside senior Darren Collison in the backcourt... In 35 games (all starts), averaged 8.5 points, 3.8 rebounds, 3.7 assists and 1.6 steals in 27.1 minutes per game... Shot 45.0% from the floor, 30.7% from 3-point range and 72.6% from the line... Earned Pac-10 All-Freshman Team Honors... Scored a career-high 20 points on a perfect 8-of-8 shooting in just 19 minutes of play vs. Florida International... Had 12 points and a career-high 10 rebounds with five assists and three steals vs. Louisiana Tech... Recorded a career-high six steals vs. Cal State Northridge and five steals against USC... Had 13 points and six assists in UCLA's one-point win over Virginia Commonwealth in the First Round of the NCAA Tournament.

Personal: As a senior at Campbell Hall High School in Chatsworth, CA, averaged 25.9 points, 11.2 rebounds, 6.9 assists, 4.8 steals... Team went 31-5 and won the California Division IV state title... As a freshman, helped Campbell High to a perfect 32-0 mark along with older brother Justin who went on to play at Washington, and is currently a member of the Chicago Bulls... Younger brother, Aaron, played basketball for UCLA and was drafted in 2018 by the Indiana Pacers... Rated the No. 1 point guard and the No. 2 overall prospect in the Class of 2008 by Rivals.com... Named the 2008 Gatorade National Player of the Year and a Parade Magazine First Team All-America... Played in the McDonald's All-American Game, tallying 14 points, 5 rebounds, 3 assists and 5 steals... Lists collecting shoes as a hobby... Was the manager for the Girl's Tennis Team in high school... His wife, Lauren, is a retired professional soccer and a former member of the United States Women's National Soccer Team, winning gold medals at the 2008 and 2012 Summer Olympics, and the 2015 Women's World Cup... Younger sister, Lauren, played basketball at UCLA... Donated nearly 3,000 Pelicans tickets to underprivileged children during 2017-18 season... Spent a day at the Audubon Zoo with local New Orleans children... Joined Boys and Girls Club of New Orleans for a holiday party at the Pelicans training facility.

NBA REGULAR SEASON STATS

SEASON	TEAM	GP	MIN	FGM	FGA	FG%	FTM	FTA	FT%	OREB	DREB	TREB	AST	TO	STL	BLK	PF	PTS	PPG	RPG	APG
2009-10	PHI	73	1767	230	520	0.442	65	86	0.756	56	135	191	280	156	79	18	153	587	8.0	2.6	3.8
2010-11	PHI	82	2901	446	999	0.446	172	209	0.823	68	264	332	531	218	120	29	203	1145	14.0	4.0	6.5
2011-12	PHI	65	2196	360	834	0.432	94	120	0.783	57	155	212	290	135	103	18	137	879	13.5	3.3	4.5
2012-13	PHI	78	2926	555	1288	0.431	182	242	0.752	89	240	329	625	292	123	32	170	1383	17.7	4.2	8.0
2013-14	NOP	34	1143	203	454	0.447	51	63	0.810	28	114	142	268	105	56	12	92	487	14.3	4.2	7.9
2014-15	NOP	40	1303	238	534	0.446	65	76	0.855	32	103	135	274	91	63	23	110	592	14.8	3.4	6.9
2015-16	NOP	65	1831	410	935	0.439	182	216	0.843	27	168	195	391	167	88	22	148	1089	16.8	3.0	6.0
2016-17	NOP	67	2190	405	893	0.454	119	168	0.708	46	218	264	488	194	100	44	133	1029	15.4	3.9	7.3
2017-18	NOP	81	2927	615	1244	0.494	187	238	0.786	62	303	365	486	213	123	64	201	1537	19.0	4.5	6.0
2018-19	NOP	67	2402	547	1159	0.472	208	271	0.768	75	259	334	518	210	109	54	148	1420	21.2	5.0	7.7
TOTALS	--	652	21586	4009	8861	0.452	1325	1689	0.784	540	1959	2499	4151	1781	964	315	1495	10148	15.6	3.8	6.4

3-POINT FG: 2009-10, 62-159 (.390); 2010-11, 81-222 (.365); 2011-12, 65-171 (.380); 2012-13, 91-247 (.368); 2013-14, 30-77 (.390); 2014-15, 51-135 (.378); 2015-16, 87-259 (.336); 2016-17, 100-281 (.356); 2017-18, 120-356 (.337); 2018-19, 118-363 (.325); TOTALS: 805-2270 (.355)

NBA POSTSEASON STATS

SEASON	TEAM	GP	MIN	FGM	FGA	FG%	FTM	FTA	FT%	OREB	DREB	TREB	AST	TO	STL	BLK	PF	PTS	PPG	RPG	APG
2010-11	PHI	5	188	24	58	0.414	12	15	0.800	3	16	19	28	11	10	2	10	71	14.2	3.8	5.6
2011-12	PHI	13	494	74	179	0.512	38	44	0.864	17	44	61	67	26	20	8	24	206	15.8	4.7	5.2
2014-15	NOP	3	55	7	19	0.368	4	4	1.000	2	1	3	13	5	2	1	3	19	6.3	1.0	4.3
2017-18	NOP	9	348	88	170	0.518	21	30	0.700	9	42	51	57	23	10	5	22	213	23.7	5.7	6.3
TOTALS	--	30	1085	193	426	0.453	75	93	0.806	31	103	134	165	65	42	16	59	509	17.0	4.5	5.5

3-POINT FG: 2010-11, 11-21 (.524); 2011-12, 20-49 (.408); 2014-15, 1-4 (.250); 2017-18, 16-50 (.320); TOTALS: 48-124 (.387)

14 BRANDON INGRAM



Position
FORWARD

NBA Years
3

Height/Weight
6-9/190

Birthdate
SEPTEMBER 2, 1997

Birthplace
KINSTON, NC

College
DUKE

High School
KINSTON H.S.
(Kinston, NC)

CAREER HIGHS

PTS	36 vs. PHI 1/29/19
FGM	16 vs. PHI 1/29/19
FGA	21 (Eight Times)
3FGM	4 at DAL 2/10/18
3FGA	6 (Twice)
FTM	11 vs. HOU 2/21/19
FTA	14 vs. HOU 2/21/19
OREB	4 (Three Times)
DREB	11 vs. HOU 2/21/19
TREB	14 vs. CHA 1/5/18
ASTS	11 at OKC 1/17/19
STLS	4 (Twice)
BLKS	3 (Six Times)
MINS	44 (Four Times)

Transactions: Selected by the Los Angeles Lakers with the second overall pick in the 2016 NBA Draft...Acquired by New Orleans along with Josh Hart, Lonzo Ball, the draft rights to the fourth overall pick in the 2019 NBA Draft, De'Andre Hunter, and two future first round draft picks in exchange for Anthony Davis on 7/6/19.

2018-19 Season (Los Angeles Lakers): Appeared in 52 games (all starts), averaging 18.3 points, 5.1 rebounds and 3.0 assists in 33.9 minutes...In six games after the All-Star break, upped his averages to 27.8 points and 7.5 rebounds while shooting .570 from the field, before his season ended due to injury...Scored in double-figures in 49 games, including 20 outings of 20 or more points and three 30+ point games...Owned two double-doubles this season...Recorded 20+ points in a career-best six consecutive games...Scored a game-high-tying 31 points (13-21 FG) with 8 rebounds 3/1 vs. MIL, good for his fourth career 30-point game...In that game, shot a perfect 8-for-8 from the field in the first half, marking the most shots made without a miss in a single half in his career...Scored 32 points with six rebounds 2/25 at MEM, his second 30+ game of the year...Had 27 points (11-14 FT) and a season-high 13 rebounds in a game-high 41 minutes 2/21 vs. HOU, his second double-double of the season...With that line, became the eighth player in the NBA this season to match those totals with at least 11 free throws...Scored a career-high 36 points (16-20 FG) with five rebounds and five assists 1/29 vs. PHI, his first 30-point outing of the season and second of his career...With the performance, became the fifth player in the NBA on the season season to score at least 35 points while shooting .800 from the field (joining G. Antetokounmpo, J. Collins, N. Jokic, K. Thompson), and became the first Lakers player since Andrew Bynum in 2012 to reach those marks...Dropped a game-high 29 points with six assists, three rebounds and two steals 1/7 at DAL...Added 17 points, 11 rebounds, five assists and one block 1/2 vs. OKC, his first double-digit rebounding game and double-double of the season...Contributed 21 points, nine assists, seven rebounds and two blocks 12/30 vs. SAC, recording the highest assist total of his career when scoring at least 20 points...Scored 22 points with two blocks 12/27 at SAC...Matched career-best three blocks with 14 points 11/29 vs. IND...In return from four-game absence, scored a then-season-high 24 points with five rebounds and a career-high-tying three blocks in 25 minutes 10/29 at MIN...Became one of

WON'T BOW DOWN

three players in NBA history to have at least 24 points, three blocks and three three-point field goals in 25 minutes or less (joining K. McHale and B. Laimbeer)...Totalled 16 points, four rebounds, one assist, two steals and one block in season-opener 10/18 at POR...Missed seven games due to sprained left ankle (12/7-12/18), two games due to right shoulder soreness (3/4-3/6), five games due to deep venous thrombosis, right arm (3/9-3/17), 12 games due to thoracic outlet decompression syndrome, right arm (3/19-4/9) and four games due to NBA suspension (10/22-10/27).

Professional: Has appeared in 190 games (151 starts) for Los Angeles, holding career averages of 13.9 points, 4.7 rebounds and 2.9 assists in 31.7 minutes...Has recorded 86 double-digit scoring outputs, including 18 games with 20+ points and one with 30+ points...Tallied eight double-doubles in his career...Two-time participant in the Rising Stars Challenge at NBA All-Star Weekend...NBA All-Rookie Second Team selection in 2017... **2017-18 (LA Lakers):** Appeared in 59 games (all starts), averaging 16.1 points, 5.3 rebounds and 3.9 assists in 33.5 minutes...Selected to participate in the Mtn Dew Kickstart Rising Stars Challenge at the 2018 NBA All-Star Weekend in Los Angeles...Was the only player in the NBA aged 20 years or younger to average at least 16.0 points, 5.0 rebounds and 3.0 assists per game...Became fourth player in NBA history to have at least 395 assists (396), 95 three-pointers (96) and 75 blocks (79) at the age of 20 or younger, joining LeBron James, Kevin Durant and Kobe Bryant as the only players to do so...Scored in double figures in 50 games, including 16 20+ point performances and one game of 30+...Led the team in scoring 15 times, rebounds four times, assists 18 times, steals 10 times and blocks 14 times...Tallied six double-doubles...Finished with 21 points, 10 rebounds, six assists and three blocks on 2/26 at ATL, joining Kevin Durant, LeBron James and Lamar Odom as the only players to post those numbers at the age of 20 or younger...Scored 22 points, including a career-best four 3FG on 2/10 at DAL...Tallied a near triple-double with 16 points, a career-best 10 assists and eight rebounds on 2/2 at BKN...Scored 22 points with a career-best 14 rebounds on 1/5 vs. CHA...Totalled 21 points, seven rebounds, six assists and one block, along with a game-winning last-second 3FG on 12/7 at PHI...Registered career-high 32 points, five rebounds, three assists, three steals and two blocks on 11/29 vs. GSW...Earned first career double-double with 19 points, 10 rebounds, three assists, one steal and one block on 10/25 vs. WAS...Missed two games due to right quad contusion/left quad tendinitis (12/23-12/25), two games due to mild left ankle sprain (1/15, 1/19), 12 games due to left groin strain (3/3-3/26) and seven games due to concussion protocol (4/1-4/11)... **2016-17 (LA Lakers):** Appeared in 79 games (40 starts), averaging 9.4 points, 4.0 rebounds and 3.6 assists in 29.8 minutes...Selected to the NBA All-Rookie Second Team...Chosen to participate in the Rising Stars Challenge at NBA All-Star 2017...Ranked eighth overall among rookies in points per game (9.4)...Posted 36 double-figure point games, including two contests with 20+ points...Led the team in blocks 19 times...Became the fifth player in NBA history to total at least 150 assists, 50 three-pointers and 36 blocks in a season at the age of 19 or younger...One of three players in NBA history to total at least 150 assists at the age of 19 while standing at 6-foot-9 or taller (Kevin Durant, Giannis Antetokounmpo)...Notched season highs in points (22) and field goals (10) on 2/26 vs. SAS...Tied season highs with three three-pointers and three steals on 1/20 vs. IND...Narrowly missed a triple-double on 12/17 at CLE, totaling 10 rebounds, nine assists, and nine points...Made his first start on 11/23 @ GSW, totaling 16 points...Scored nine points and grabbed three rebounds in his NBA debut on 10/26 vs. HOU...Missed three games with right patellar tendinitis (3/26-3/30).

College: Consensus ACC Freshman of the Year in his lone collegiate season...AP All-American Honorable Mention...Consensus Second Team All-ACC selection...USBWA Freshman All-America and All-District III honors...NABC All-District II First Team recognition...ACC Rookie of the Week four times...Finalist for the Wayman Tisdale National Freshman of the Year Award...Wayman Tisdale National Freshman of the Week once (1/12/16)...One of five finalists for the Julius Erving Small Forward of the Year Award...Named to the midseason Naismith Trophy watch list...Started 34 of his 36 games in 2015-16...Finished ranked sixth in the ACC in scoring (17.3), seventh in three-point percentage (.410) and minutes played (34.6), ninth in three-pointers per game (2.2), 10th in blocks (1.4), and 13th in rebounds (6.8)...Led ACC freshman in scoring, rebounding, three-pointers per game, three-point percentage, minutes played, and double-doubles (eight)...Duke's leading scorer in the NCAA Tournament, averaging 23.0 points to go along with 6.3 rebounds and 2.7 assists over three games, scoring at least 20 points in each contest...Played 119 of a possible 120 minutes in the NCAA Tournament...Led the Blue Devils in scoring nine times, in rebounding seven times, and in assists six times...Hit double-figures in 31 of 36 games, with 14 games of 20+ points...Blocked a career-high six shots 1/9/16 vs. Virginia Tech...Finished in the top-five in Duke's freshman record books in a number of categories, including total points, points per game, double-figure scoring games, 20-point scoring games, field goals made, three-point field goals made, free throws made, total blocks, double-doubles, minutes played, and minutes per game.

Personal: Son of Donald and Joann Ingram...Has an older brother, Donovan (who goes by 'Bo'), and an older sister, Brittany...Is an avid supporter of the team's community efforts, having participated in the Lakers Youth Foundation Casino Night, Thanksgiving Dinner for the LAFD and the Lakers Youth Foundation Golf Tournament...Has also hosted school supply giveaways in his home town of Kinston, NC.

NBA REGULAR SEASON STATS

SEASON	TEAM	GP	MIN	FGM	FGA	FG%	FTM	FTA	FT%	OREB	DREB	TREB	AST	TO	STL	BLK	PF	PTS	PPG	RPG	APG
2016-17	LAL	79	2279	276	686	0.402	133	214	0.621	60	256	316	166	116	50	36	158	740	9.4	4.0	2.1
2017-18	LAL	59	1975	358	761	0.470	192	282	0.681	57	257	314	230	149	45	43	163	949	16.1	5.3	3.9
2018-19	LAL	52	1760	362	729	0.497	195	289	0.675	41	226	267	154	129	28	31	149	950	18.3	5.1	3.0
TOTALS	--	190	6014	996	2176	0.458	520	785	0.662	158	739	897	550	394	123	110	470	2639	13.9	4.7	2.9

3-POINT FG: 2016-17, 55-187 (.294); 2017-18, 41-105 (.390); 2018-19, 31-94 (.330); TOTALS: 127-386 (.329)

15 FRANK JACKSON



Position
GUARD

NBA Years
1

Height/Weight
6-3/205

Birthdate
MAY 4, 1998

Birthplace
WASHINGTON, D.C.

College
DUKE

High School
LONE PEAK H.S.
(Highland, UT)

CAREER HIGHS

PTS	22 at SAS 2/2/19
FGM	10 (Twice)
FGA	20 (Twice)
3FGM	4 vs. CLE 1/9/19
3FGA	8 (Twice)
FTM	8 vs. ATL 3/26/19
FTA	9 (Twice)
OREB	4 at CHI 2/6/19
DREB	7 at DEN 3/2/19
TREB	7 (Twice)
ASTS	6 vs. HOU 3/24/19
STLS	2 (Five Times)
BLKS	1 (Twice)
MINs	42 at SAS 2/2/19

Transactions: Selected 31st overall by Charlotte in the 2017 NBA Draft...Draft rights acquired by New Orleans in exchange for the draft rights to Dwayne Bacon.

2018-19 Season: In 61 games (16 starts) with New Orleans, averaged 8.1 points, 1.1 assists, and 2.2 rebounds in 19.2 minutes per contest while shooting .434 from the floor, .314 from 3-point range and .740 from the line...Scored in double-figures 22 times...Scored 19 points and dished out a career-high seven assists vs. HOU (3/24)...Tallied 23 points on 10-of-18 shooting to go along with six rebounds at ATL (3/10)...Scored 20 points on 9-of-20 from the field and grabbed six rebounds vs. TOR (3/8)...Scored 16 points and tied a career high with seven rebounds at DEN (3/2)...Tallied 25 points on 10-of-20 shooting in 42 minutes at SAS (2/2), setting career highs in each category...Made his first NBA start at HOU (1/29), tallying 10 points and a career-high seven rebounds...Scored 15 points to go along with a career-high four assists and three steals vs. SAS (1/26)...Scored a then-career-high 19 points on 4-of-5 from the field (4-of-4 3pt. and 7-of-7 FT) vs. CLE (1/9)...Notched 17 points on 7-of-10 from the field (3-of-5 from deep) in 19 minutes vs. MEM (1/7)...Scored in double-figures for the second consecutive game at DEN (10/29), netting 10 points in 26 minutes of action...Recorded his first double-digit scoring performance vs. UTA (10/27), scoring 14 points while dishing out two assists...Tallied five points (2-of-3 FG) and two assists in his second NBA appearance vs. SAC (10/19).

Professional: Missed the entire 2017-18 campaign after undergoing surgery to repair a right foot fracture (fifth metatarsal) on 9/1/17 and a scar tissue removal, debridement and injection to his right foot on 3/19/18.

College (Duke 2016-17): Played in 36 games and made 16 starts for the Blue Devils...Averaged 10.9 points, 2.5 rebounds and 1.7 assists in 24.9 minutes per contest...Declared for the NBA Draft on May 12, 2017, after one season at Duke...Named to the All-ACC Tournament second team after averaging 13.0 points and shooting .515 from the floor to help Duke become the first team to win four games in as many days to capture



the championship...Named ACC Rookie of the Week once (11/14)...Included on the preseason watch list for the Bob Cousy Award...Put up an average of 14.5 points in two NCAA Tournament games...Led Duke in scoring six times and assists on four occasions...Scored in double figures 20 times and reached the 20-point mark in three games...Made the eighth-most three-pointers (51) and had the eighth-best three-point percentage (.395) in Duke freshman history.

Personal: Born Franklin Willis Jackson...Son of Al and Juleen Jackson...Father is a former Utah state senator...Has a brother, Alvin III, and three sisters, Kayla, Mary Alice and Marie.

NBA REGULAR SEASON STATS

SEASON	TEAM	GP	MIN	FGM	FGA	FG%	FTM	FTA	FT%	OREB	DREB	TREB	AST	TO	STL	BLK	PF	PTS	PPG	RPG	APG
2018-19	NOP	61	1169	194	447	0.434	54	73	0.740	25	109	134	69	48	25	2	92	495	8.1	2.2	1.1
TOTALS	--	61	1169	194	447	0.434	54	73	0.740	25	109	134	69	48	25	2	92	495	8.1	2.2	1.1

3-POINT FG: 2018-19, 53-169 (.314)

20 NICOLÒ MELLI



Position

FORWARD

NBA Years

ROOKIE

Height/Weight

6-9/235

Birthdate

JANUARY 26, 1991

Birthplace

REGGINO EMILIA, ITALY

Prior to NBA

**FENERBAHÇE
(TURKEY)**

Transactions: Undrafted in 2013...Signed by New Orleans as an unrestricted free agent 7/25/19.

Professional: In nine seasons overseas in Italy, Germany and Turkey, has appeared in 207 EuroLeague games, averaging 7.4 points while shooting .466 from the field and .387 from three-point range, 4.7 rebounds and 1.5 assists...**2018-19 (Turkey):** Appeared in 36 games with Fenerbahçe of Turkish Basketball League, averaging 7.3 points while shooting .385 from deep and 8.16 from the free throw line to go with 4.1 rebounds, 1.6 assists and 0.9 steals...Helped lead Fenerbahçe to Turkish Cup...**2017-18 (Turkey):** Appeared in 36 games with Fenerbahçe, averaging 8.9 points on .502 shooting from the floor, including .430 from three-point range and .805 from the free throw line to go with 5.0 rebounds, 1.7 assists and 0.9 steals...Helped lead Fenerbahçe to the Turkish League Championship...Was the EuroLeague Finals Top Scorer after recording 28 points in a loss to Real Madrid (85-80)...**2016-17 (Germany):** Appeared in 30 games with Brose Bamberg of the German BBL, averaging a career-best 11.5 points on .502 shooting from the floor, including .434 from three-point range, to go with 7.4 rebounds and 2.3 assists...Named to All-German BBL First Team and All EuroLeague Second Team...Helped Brose Bamberg capture German Cup and German League championship...**2015-16 (Germany):** Appeared in 23 games with Brose Bamberg, averaging 9.2 points while shooting a career-best .453 from three-point range to go with 6.5 rebounds, 2.7 assists and 0.9 steals per contest...Named to All-German BBL First Team... Helped Brose Bamberg capture German League championship...**2014-15 (Italy):** Appeared in 24 games with Olimpia Milano of Lega Basket Serie A, averaging 5.3 points, 3.5 rebounds and 1.0 steals...**2013-14 (Italy):** Appeared in 27 games with Olimpia Milano, averaging 5.3 points and 4.3 rebounds...**2012-13 (Italy):** Appeared in 10 games with Olimpia Milano, averaging 4.6 points, 3.0 rebounds and 1.0 assists...Named an Italian League All-Star...**2011-12 (Italy):** Appeared in 10 games with Olimpia Milano, averaging 4.6 points, 3.0 rebounds and 1.0 assists...Named an Italian League All-Star...**2010-11:** Appeared in 10 games for Olimpia Milano, averaging 3.3 points and 2.4 rebounds...Named an Italian League All-Star...Loaned to Scavolini Sivilgia Pesaro, appearing in 12 games and averaging 3.8 points and 3.3 rebounds...**2009-10 (Italy):** Played for Pallacanestro Reggiana of Italian National Second Division, averaging 10.7 points and 7.1 rebounds...**2008-09 (Italy):** Appeared in just

WON'T BOW DOWN

three games for Pallacanestro Reggiana before being sidelined due to a left knee injury..**2007-08 (Italy):** Began professional career with Pallacanestro Reggiana, averaging 3.4 points and 2.9 rebounds in 10.6 minutes per contest.

International: Played with the Italian U-16 team at the 2007 FIBA U-16 European Championships, averaging 13.1 points, 9.8 rebounds and 2.0 blocks per game, leading his team in all three categories...Averaged 9.5 points and 6.4 rebounds with Italy at the U-18 European Championships in 2008...At the 2011 European U-20 Championship, Melli averaged 10.1 points, 6.8 rebounds and 1.0 blocks per game, helping Italy claim a silver medal in the tournament...Called up to the Italian Senior National Team for EuroBasket 2013...Also suited up for Italy in EuroBasket 2015.

Personal: Melli is the son of the former volleyball player Julie Vollertsen - a silver medalist with the United States at the 1984 Olympic Games - and corporate lawyer (formerly amateur basketball player for Pallacanestro Reggiana and television journalist) Leopoldo Melli. They met when Vollertsen moved from the U.S. to Reggio Emilia to play professionally...Enrico, Melli's younger brother who was born in 1995, has also played basketball for Reggiana...Melli is a dual citizen of Italy and the United States.

21 DARIUS MILLER



Position
FORWARD

NBA Years
5

Height/Weight
6-8/225

Birthdate
MARCH 21, 1990

Birthplace
MAYSVILLE, KY

College
KENTUCKY

High School
MASON COUNTY H.S.
(Maysville, KY)

CAREER HIGHS

PTS	21 (Three Times)
FGM	8 (Twice)
FGA	17 at OKC 1/24/19
3FGM	6 (Twice)
3FGA	11 (Three Times)
FTM	6 vs. POR 1/12/18
FTA	6 (Twice)
OREB	2 (5 Times)
DREB	8 (Twice)
TREB	9 at PHX 11/24/17
ASTS	7 at ATL 3/10/19
STLS	4 vs. OKC 4/14/14
BLKS	4 at LAC 1/14/19
MINS	41 vs. CHI 1/22/18

Transactions: Selected by New Orleans with the 46th overall pick in the second round of the 2012 NBA Draft...Waived by New Orleans 11/30/14...Re-signed by New Orleans 7/27/17...Re-signed by New Orleans 7/21/19.

2018-19 Season: Appeared in 69 games (15 starts) for New Orleans, averaging 8.2 points, 1.9 rebounds, and 2.1 assists while shooting .390 from the field and .365 from three-point range...Had 26 games of 10 or more points...Missed the final five games of the season with an adductor strain...Notched a career-high seven assists at ATL (3/10)...Tallied 14 points, four assists, and three steals in 40 minutes at HOU (1/29)...Tied a career high with 21 points on a career-high 8-of-17 from the field at OKC (1/24)...Notched a career-high four blocks at LAC (1/14)...Tied a career high with 21 points on 7-of-11 shooting (5-of-8 from deep) vs. MIN (12/31)...Set a career high with three blocks at SAC (12/23)...Scored 20 points on 7-of-15 from the field and 6-of-11 from deep in 37 minutes at MIL (12/19)...Scored 15 points on 4-of-8 from the field and a season-high 4-of-5 from the foul line vs. LAC (12/3)...Notched 11 points, tying a career high with 10 three-point attempts vs. BOS (11/26)...Scored three points and tallied a season-high six rebounds and logged five assists vs. NYK (11/16)...Missed four games (10/27-11/7) with a quad contusion...Scored 10 points to go along with two assists and a rebound vs. SAC (10/19).

Professional: In 253 career appearances (28 starts) with New Orleans, has posted averages of 6.0 points, 1.7 rebounds, and 1.4 assists, while shooting .418 from the floor, .382 from 3-point range and .830 from the line...Has scored in double-figures 63 times, including six performances of 20 or more points...**2017-18 (New Orleans):** Appeared in 82 games (three starts) for New Orleans, averaging 7.8 points, 2.0 rebounds, and 1.4 assists while shooting .444 from the field and .411 from three-point range...Had 29 games of 10 or more points...Scored 20 points vs. HOU (1/26), converting on a career-high six-of-ten three-pointers...Notched 17 points on seven-of-nine from the field (3-4 3pt.) and grabbed three boards at ATL (1/17)...Scored 16 points on four-of-six from the field, and was 6-6 from the foul stripe, setting a career high for free throws made and tying a career high for free throws attempted...Tallied 10 points and a career-high nine rebounds (eight defensive) at

PHX (11/24)...Set career highs for points (21), field goals made (eight), three pointers made (five) and three pointers attempted (eight) in 22 minutes vs. ATL (11/13)...Notched 12 points on 4-6 from the field (3-5 3pt.) to lead NOP in bench scoring at IND (11/7)...Scored 11 points on 4-8 from the field (3-6 3pt.) to go along with two boards at CHI (11/4)...2016-17 (Germany): Appeared in 30 games with Brose Bamberg of BBL, averaging 12.2 points on .460 shooting from the floor, including .411 from three-point range and .889 from the free throw line, 2.7 rebounds, 2.0 assists...Earned AII-BBL First Team honors...**2015-16 (Germany):** Appeared in 24 games with Brose Bamberg, averaging 9.4 points while shooting .471 from the floor, .403 from three-point range and .909 from the free throw line...Helped Bamberg win second consecutive BBL Championship while being named BBL Finals MVP and earning AII-BBL Second Team honors...**2014-15 (New Orleans/Germany):** Appeared in five games with New Orleans before being waived 11/30...Finished the season with Brose Bamberg of Germany, signing with the club on 2/14...Appeared in 18 games with Bamberg, averaging 9.4 points on .556 shooting from the floor, including .472 from three-point range, to go with 2.3 rebounds and 2.3 assists per game...Helped Bamberg claim the 2015 BBL Championship...**2013-14 (New Orleans):** Averaged 4.4 points per game and 1.2 rebounds per game in 45 contests in his sophomore season (including seven starts)...Scored in double-figures seven times...Scored 10 points and recorded career highs in assists (five) and steals (four) in a career best 37 minutes 4/14 vs. OKC...Notched a career high of 18 points on 7-of-13 from the floor at OKC (4/11)...14 points in a season high 31 minutes vs. PHX (4/9)...Scored in double-digits for the second game in a row with a 12 point performance vs. UTA (3/28)...Had a career scoring night in which he went 7-of-9 from the field, tying a career high of 16 points in a big win vs. LAC (3/26)...Played a season high 30 minutes, recording a season high five rebounds vs. HOU (1/15)...Notched 12 points on 4-5 3PT FG at DAL (1/11)...Scored 11 points on 3-4 from the field (all three-pointers) vs. DEN (12/27)...Scored two points and grabbed two rebounds at GSW (12/17)...**INACTIVE** – 14 games left foot injury. DNP – CD – 21 times...**2012-13 (New Orleans):** Averaged 2.3 points per game and 1.5 rebounds per game in 52 games played in his rookie season (including two starts)...Led the team in rebounds one time...Broke out in win vs. DEN (3/25) with career-high 16 points on 6-of-7 FG including 4-of-5 from deep...G League: Appeared in 11 games (eight starts) on assignment with the Iowa Energy, averaging 9.9 points, 3.5 rebounds and 1.6 assists.

Playoffs: Appeared in all nine of the Pelicans' postseason contests in 2018, averaging 4.8 points, 2.2 rebounds, and 1.2 assists in 18.0 minutes per game off the bench.

College (University of Kentucky 2008-12): The 2012 SEC Sixth-Man of the Year...Set a UK record for career games played (152)...Ranks 10th on UK's all-time three-point field goals list with 175...Scored 1,248 points, ranking 34th all-time...**Senior (2011-12):** Averaged 9.9 points, 2.8 rebounds and 2.1 assists in 26.1 minutes per game in helping UK win a national title...Earned SEC Sixth-Man of the Year...**Junior (2010-11):** Started 37-of-38 games, averaging 10.9 points and 4.6 rebounds...Shot 44.3 percent from three and hit a three-pointer in 36-of-38 games...Caught fire at the end of the year...**Sophomore (2009-10):** Started 32-of-38 games, averaging 6.5 points in 21.2 minutes per game...Scored a season-high 20 points (7-9 FGs) with a team-leading nine rebounds vs. Wake Forest in the NCAA Second Round...Posted 18 points, including four three-pointers, vs. Arkansas...Helped Team USA to gold medal at U-19 World Championship in New Zealand...Led the team with 12 blocks, averaging 5.0 points and 3.1 rebounds...**Freshman (2008-09):** Averaged 5.3 points in 21.2 minutes...In the last nine games, averaged 8.1 points.

Personal: Played for U.S. at the 2011 World University Games in China and averaged 5.6 points and 3.6 rebounds in seven games...Selected to USA U-19 National team over the summer of 2009...played in all nine games, earning two starts in helping lead Team USA to gold medal at U-19 World Championship in New Zealand...Led the team with 12 blocked shots, while averaging 5.0 points per game and 3.1 rebounds per game...Averaged 19.9 points per game, grabbing 7.9 boards, 3.6 assists, 2.9 steals and shooting 51 percent in his senior season...Shot 34 percent from 3-point range...Helped lead Mason County to 2008 State Championship...named 2008 Kentucky Mr. Basketball...Scored more than 2,000 points in high school career...Ranked the seventh best small forward in the country and 38th overall by Scout.com...Averaged 20 points, nine rebounds, four assists and four blocked shots his junior season...Son of Brian and Nicole Miller.

NBA REGULAR SEASON STATS

SEASON	TEAM	GP	MIN	FGM	FGA	FG%	FTM	FTA	FT%	OREB	DREB	TREB	AST	TO	STL	BLK	PF	PTS	PPG	RPG	APG
2012-13	NOP	52	694	44	108	0.407	8	8	1.000	8	70	78	44	23	17	12	89	118	2.3	1.5	0.8
2013-14	NOP	45	723	73	166	0.440	29	36	0.806	9	43	52	43	22	24	9	88	200	4.4	1.2	1.0
2014-15	NOP	5	43	1	7	0.143	0	0	--	0	1	1	2	1	1	0	8	2	0.4	0.2	0.4
2017-18	NOP	82	1944	216	487	0.444	58	67	0.866	18	146	164	111	58	28	17	160	637	7.8	2.0	1.4
2018-19	NOP	69	1757	189	484	0.390	56	71	0.789	14	114	128	146	59	40	23	165	567	8.2	1.9	2.1
TOTALS	--	253	5161	523	1252	0.418	151	182	0.830	49	374	423	346	163	110	61	510	1524	6.0	1.7	1.4

3-POINT FG: 2012-13, 22-56 (.393); 2013-14, 25-77 (.325); 2014-15, 0-1 (.000); 2017-18, 147-358 (.411); 2018-19, 133-364 (.365); TOTALS, 327-856 (.382)

NBA POSTSEASON STATS

SEASON	TEAM	GP	MIN	FGM	FGA	FG%	FTM	FTA	FT%	OREB	DREB	TREB	AST	TO	STL	BLK	PF	PTS	PPG	RPG	APG
2017-18	NOP	9	162	14	34	0.412	6	6	1.000	2	18	20	11	6	5	0	10	43	4.8	2.2	1.2
TOTALS	--	9	162	14	34	0.412	6	6	1.000	2	18	20	11	6	5	0	10	43	4.8	2.2	1.2

3-POINT FG: 2017-18, 9-24 (.375)

55 E'TWAUN MOORE



Position

GUARD

NBA Years

8

Height/Weight

6-4/191

Birthdate

FEBRUARY 25, 1989

Birthplace

EAST CHICAGO, IN

College

PURDUE

High School

EAST CHICAGO H.S.

(East Chicago, IN)

CAREER HIGHS

PTS	36 at HOU 12/11/17
FGM	15 at HOU 12/11/17
FGA	25 at PHI 11/21/18
3FGM	7 vs. MEM 4/4/18
3FGA	10 vs. MEM 4/14/18
FTM	6 (Twice)
FTA	6 (5 Times)
OREB	4 at MIL 2/2/13
DREB	9 vs. MIA 3/25/13
TREB	9 (Twice)
ASTS	11 vs. HOU 3/1/13
STLS	6 at WAS 11/24/18
BLKS	3 vs. NOH 12/26/12
MINS	44 at BKN 2/10/18

Transactions: Selected by Boston in the second round (55th overall) of the 2011 NBA Draft...Traded by Boston to Houston as part of a three-team deal which also sent Jajuan Johnson, Sean Williams and Jon Diebler to the Rockets, Courtney Lee to Boston and Sasha Pavlovic to Portland 7/20/12...Waived by Houston 7/25/12...Signed as a free agent by Orlando 9/06/12...Signed as a free agent by Chicago 9/18/14...Signed as a free agent by New Orleans 7/07/16.

2018-19 Season: In 53 games (36 starts), averaged 11.9 points, 1.9 assists, 2.4 rebounds and 0.8 steals in 27.6 minutes per game while shooting .481 from the floor, .432 from 3-point range and .763 from the line...Scored in double-digits 31 times and had eight performances of 20+ points...Missed the final 15 games of the season with a left quadriceps contusion...Finished the season ranked 6th in the NBA in three-point field goal percentage...Shot an NBA-best .483 on three-pointers from behind the break (at least 50 attempts – 292 players)...Scored 17 points and dished out a season-high six assists vs. DAL (12/5)...Ended his 105-game consecutive game streak due to left tibial contusion at CHA (12/2)...Grabbed a career-high six steals at WAS (11/24) to go along with 19 points and five rebounds...Tallied 30 points on 13-of-25 from the floor at PHI (11/21)...Notched 31 points on 13-of-23 from the field at MIN (11/14), his fourth 30-point game of his career and second in as many games...Notched his third 30-point performance his career, scoring 30 points on 13-of-18 from the field at TOR (11/12)...Scored in double-digits in eight of his first nine games (two games of 20+ points) while shooting .536 from the floor and .500 from deep...Tallied 21 points on 9-of-16 from the floor at GSW (10/31) in addition to four rebounds and two steals...Scored 21 points to go along with three rebounds and two assists at HOU (10/17).

Professional: In eight seasons with Boston, Orlando, Chicago, and New Orleans, has appeared in 515 games with 184 starts, averaging 8.0 points, 1.8 assists, 2.0 rebounds and 0.7 steals in 21.7 minutes per game while shooting .458 from the floor, .392 from 3-point range and .744 from the line...Has scored in double-figures 187 times and has scored 20+ points 22 times...**2017-18 (New Orleans):** In 82 games (80 starts),

WON'T BOW DOWN

averaged 12.5 points, 2.3 assists, 2.9 rebounds and 1.0 steals in 31.5 minutes per game while shooting .508 from the floor, .425 from 3-point range and .706 from the line...Scored in double-digits 54 times and had 10 performances of 20+ points...Notched 30 points on 11-of-16 from the field, four assists, and three steals vs. MEM (4/4)...Scored 11 points to go along with a season-high seven assists vs. POR (3/27)...Tallied career highs in points (36), field goals made (15), three-point attempts and makes (6-8) and minutes (42) in a loss at HOU (12/11)...Notched 27 points on 11-22 shooting and grabbed a season-high six rebounds vs. GSW (12/4)...Recorded a then-career-high-tying 24 points on 11-18 (career high FGM) from the field vs. ATL (11/13)...Tied a career-high with four steals vs. MIN (11/7)...Tied a career-high with 24 points on 10-13 from the field vs. CLE (10/28). **2016-17 (New Orleans):** In 73 games (22 starts), averaged 9.6 points, 2.2 assists, 2.1 rebounds and 0.7 steals in 24.9 minutes per game while shooting .457 from the floor, .370 from 3-point range and .770 from the foul line...Scored in double-figures in 14 contests, including a season high of 20 points at MIL (11/1)...Tied a career high with four steals at OKC (2/26)...Scored 17 points on a career-high 5-7 from beyond the arc at TOR (1/31)... **2015-16 (Chicago):** In 59 games (22 starts), averaged 7.5 points, 1.7 assists, 2.3 rebounds and 0.6 steals in 21.4 minutes per game while shooting .481 from the floor, .452 from 3-point range and .629 from the foul line...Scored in double-figures in 56 games off the bench and averaged 2.7 points, 0.8 boards, and 0.6 assists in 9.0 minutes per contest...Shot .446 from the field, .342 from behind the arc and .600 from the stripe...Netted 12 points (4-8 FG, 2-4 3FG) and four boards at OKC (3/15)...Scored a career-high 19 points (9-10 FG, 1-2 3FG), including the game-winning three-pointer with 2.1 seconds remaining vs. OKC (3/5)...Received 26 DNP-CD's. **2013-14 (Orlando):** Played in 79 games (three starts) for the Magic and posted 6.3 ppg, 1.7 rpg and 1.4 apg in 19.1 mpg...As a starter, he averaged 4.7 points, 2.7 rebounds, 2.0 assists and 1.3 steals in 27.3 minutes per game...Scored in double figures 20 times, including a season-high 17 points vs. BKN (4/9) in which he was a perfect 6-for-6 from the floor and 5-for-5 from three-point range... **2012-13 (Orlando):** Played in 75 games (21 starts) for Orlando and posted 7.8 ppg, 2.7 apg and 2.2 rpg in 22.4 mpg...As a starter, he averaged 11.0 ppg, 4.9 apg and 3.3 rpg in 31.7 mpg...Led (or tied) the team in scoring four times, in rebounding once and in assists 12 times...Scored in double figures 28 times, including a career-high 18 points (three times)...Dished out a career-high 11 assists vs. HOU (3/1)...Recorded his first career NBA double-double with 12 points and 10 assists at PHI (2/26)...Pulled down a career-high nine rebounds vs. MIA (3/25)...Recorded at least one steal 36 times and had two-or-more steals in 11 games, including a career high-tying three steals (three times)...Made his first NBA start vs. PHX (11/4) and responded with 15 points, six assists, three rebounds, and three steals in 38 minutes...Logged a career-best 41 minutes at BKN (11/1)...Missed seven games (12/29-1/12) due to a sprained left elbow... **2011-12 (Boston):** Played in 38 games during his rookie campaign for Boston, and averaged 2.9 points in 8.7 minutes per game...Scored 16 points (4-4 3FG) at ORL (1/26)...Recorded a career-high three steals versus MIL (4/26)...Made his NBA debut at NYK (12/25)...Scored his first NBA points vs. NUN (1/5), as he finished with five points (2-3 FG)...Posted 22 DNP-CD's and spent six games on the Inactive List.

Playoffs: Has appeared in 21 playoff games (nine starts) for Boston, Chicago, and New Orleans, averaging 5.3 points, 1.4 rebounds and 0.9 assists in 15.0 minutes per contest while shooting .441 from the floor, .357 from deep, and .667 from the foul stripe... **2018 (NOP):** Started in all nine games for the Pelicans during their run to the Western Conference Semifinals, averaging 11.3 points, 2.6 rebounds, and 1.7 assists on .466 from the floor and .360 from deep...Scored a playoff career high 20 points vs. GSW (5/6) in Game 4 of the second round... **2015 (CHI):** Appeared in three games off the bench for the Bulls during their run to the Eastern Conference Semifinals, notching five points, three rebounds, and two steals in nine minutes of action... **2012 (Boston):** Appeared in nine games off the bench for the Boston Celtics during their run to the Eastern Conference Finals, notching five points, three assists, and three rebounds in 21 minutes of action.

College (Purdue, 2007-11): Played 140 career games (136 starts) in four seasons at Purdue...As a Boilermaker, he averaged 15.3 ppg, 4.4 rpg, 2.9 apg and 1.17 spg in 32.3 mpg...Shot .380 (243-639) from three-point range...Left Purdue as the school's all-time leader in minutes played (4,517), games started (136) and three-point field goals (243)...Also tied for first in career games played (140) and career wins (107), ranked third in scoring (2,136 points), sixth in steals (164) and ninth in assists (400)...Named First Team All-Big Ten twice (2009-10, 2010-11) and Second Team All-Big Ten twice (2007-08, 2008-09)...Also earned Academic All-Big Ten three times (2008-11)...Led the Boilermakers in scoring for three straight seasons (2007-10)... **Senior (2010-11):** Started all 34 games and averaged 18.0 ppg, 5.1 rpg, 3.2 apg and 1.21 spg in 33.9 mpg...Shot .400 (70-175 3FG) from three-point range...Scored a career-high 38 points against No. 2 Ohio State, which earned him Big Ten Player of the Week honor... **Junior (2009-10):** Started in all 35 games and averaged 16.4 ppg, 3.8 rpg, 2.7 apg and 1.46 spg in 31.5 mpg...He became the first player in nearly 20 years to lead Purdue in both scoring and assists... **Sophomore (2008-09):** Played in 37 games (36 starts), and posted 13.8 ppg, 4.6 rpg, 3.0 apg and 1.08 spg in 33.0 mpg... **Freshman (2007-08):** Played in 34 games (31 starts) and averaged 12.9 ppg, 3.9 rpg and 2.6 apg in 30.6 mpg...Shot .434 (66-152 3FG) from three-point range...Became the first true freshman in Purdue history to lead the team in scoring and was named to the Big Ten All-Freshman Team.

Personal: Full name is E'Twaun Donte Moore...Has a daughter, Elissa (born December 2012)...Majored in Organizational Leadership and Supervision while at Purdue...During his time with the Chicago Bulls, read to children as part of the Baskets for Books program and spoke to children at the Boys & Girls Club at the Jackson Community Center about staying motivated...As a member of the Pelicans, handed out hoodies to exceptional math students in Lafourche Parish as part of the Chevron Mathletes program...Gave out awards to local basketball teams as part of the Chevron Hoops for Kids program...Partnered up with Elevate New Orleans to mentor young student athletes of the program.

NBA REGULAR SEASON STATS

SEASON	TEAM	GP	MIN	FGM	FGA	FG%	FTM	FTA	FT%	OREB	DREB	TREB	AST	TO	STL	BLK	PF	PTS	PPG	RBP	APG
2011-12	BOS	38	331	43	113	0.381	7	7	1.000	4	29	33	34	21	11	3	33	110	2.9	0.9	0.9
2012-13	ORL	75	1682	237	598	0.396	47	59	0.797	48	119	167	206	105	51	23	122	588	7.8	2.2	2.7
2013-14	ORL	79	1506	195	456	0.428	52	68	0.765	29	107	136	112	55	60	13	106	499	6.3	1.7	1.4
2014-15	CHI	56	504	62	139	0.446	12	20	0.600	13	34	47	33	14	20	6	45	149	2.7	0.8	0.6
2015-16	CHI	59	1263	187	389	0.481	22	35	0.629	19	114	133	99	53	37	18	103	443	7.5	2.3	1.7
2016-17	NOP	73	1820	283	619	0.457	57	74	0.770	33	119	152	164	62	50	32	131	700	9.6	2.1	2.2
2017-18	NOP	82	2586	423	832	0.508	48	68	0.706	57	181	238	187	102	79	12	182	1022	12.5	2.9	2.3
2018-19	NOP	53	1463	256	532	0.481	45	59	0.763	35	92	127	102	59	40	8	112	633	11.9	2.4	1.9
TOTALS	--	515	11155	1686	3678	0.458	290	390	0.744	237	795	1032	937	471	348	115	834	4144	8.0	2.0	1.8

3-POINT FG: 2011-12, 17-45 (.378); 2012-13, 67-197 (.340); 2013-14, 57-161 (.354); 2014-15, 13-38 (.342); 2015-16, 47-104 (.452); 2016-17, 77-208 (.370); 2017-18, 128-301 (.425); 2018-19, 76-176 (.432); TOTALS: 482-1230 (.392)

NBA POSTSEASON STATS

SEASON	TEAM	GP	MIN	FGM	FGA	FG%	FTM	FTA	FT%	OREB	DREB	TREB	AST	TO	STL	BLK	PF	PTS	PPG	RBP	APG
2011-12	BOS	9	21	2	8	0.250	1	2	0.500	0	3	3	3	1	0	1	2	5	0.6	0.0	0.0
2014-15	CHI	3	9	2	6	0.333	0	0	--	0	3	3	0	0	2	0	1	5	1.7	0.2	0.1
2017-18	NOP	9	284	41	88	0.466	11	16	0.688	6	17	23	15	11	6	1	20	102	11.3	2.6	1.7
TOTALS	--	21	314	45	102	0.441	12	18	0.667	6	23	29	18	12	8	2	23	112	5.3	1.4	0.9

3 POINT FG: 2011-12, 0-2 (.000); 2014-15, 1-1 (1.000) 2017-18, 9-25 (.360); TOTALS, 10-28 (.357)

8 JAHILIL OKAFOR



Position
CENTER

NBA Years
4

Height/Weight
6-11/275

Birthdate
DECEMBER 15, 1995

Birthplace
CHICAGO, IL

College
DUKE

High School
WHITNEY YOUNG H.S.
(Chicago, IL)

CAREER HIGHS

PTS	31 at DAL 2/21/16
FGM	15 vs. GSW 4/9/19
FGA	25 (Twice)
3FGM	1 (Three Times)
3FGA	1 (Seven Times)
FTM	10 vs. SAS 2/8/17
FTA	11 (Twice)
OREB	7 vs. BKN 2/6/16
DREB	11 (Three Times)
TREB	17 vs. BKN 2/6/16
ASTS	5 vs. SAC 2/10/16
STLS	3 at LAC 3/11/17
BLKS	6 vs. DET 1/23/19
MINS	39 at SAS 11/14/15

Transactions: Selected by Philadelphia with the third overall pick in the 2015 NBA Draft...Traded by Philadelphia to Brooklyn on 12/7/17 along with Nik Stauskas and a 2019 second round draft pick in exchange for Trevor Booker...Signed by New Orleans as an unrestricted free agent 8/9/18.

2018-19 Season: Appeared in 59 contests (24 starts) with New Orleans, averaging 8.2 points, 4.7 rebounds, and 0.7 blocks in 15.8 minutes per game...Scored in double-figures 21 times including six performances of 20 or more points and shot a career-high .586 from the field and .663 from the foul stripe...Rebounded in double-figures seven times, resulting in six point/rebound double-doubles...As a starter, averaged 13.9 points on .613 shooting from the floor, 7.4 rebounds and 1.2 blocks...Scored a season-high 30 points on 15-of-24 from the floor vs. GSW (4/9)...Tallied 25 points on a season-high 11-of-16 from the floor to go along with 13 board (career-high-tying 11 defensive) vs. IND (2/4)...Scored a season-high 27 points on 11-of-15 from the field to go along with 12 rebounds and two blocks at HOU (1/29)...Finished with 24 points and 15 boards vs. SAS (1/26), his third double-double of the season and third career game of 20+ points and 15+ rebounds...Scored 18 points on 9-of-12 from the field at OKC (1/24)...Notched his second double-double in as many games with 17 points and 10 rebounds to go along with a career-high six blocks vs. DET (1/23)...Recorded his first double-double as a Pelican, notching a season-high 20 points on 9-of-11 from the floor to go along with a season-high-tying 10 boards at MEM (1/21).

Professional: In 190 contests (105 starts) with Philadelphia, Brooklyn, and New Orleans, averages 11.5 points, 5.1 rebounds, 0.9 assists, and 0.9 blocks in 21.1 minutes per game...Holds 110 double-digit scoring performances, including 35 games with 20+ points...Has notched 19 career double-doubles...Has 23 games of double-figure rebounding, and 17 games of three or more blocks...**2017-18 (Philadelphia/Brooklyn):** Appeared in 28 contests off the bench with Philadelphia and Brooklyn, averaging 6.3 points, 3.0 rebounds, and 0.6 blocks in 12.6 minutes per game...Scored in double-figures eight times and shot a career-high .567 from the field and .724 from the foul stripe...Played in two games

WON'T BOW DOWN

for the 76ers, averaging 5.0 points and 4.5 boards in 12.5 minutes per contest before being traded to the Nets on 12/7...Appeared in 26 games with Brooklyn, averaging 6.4 points and 2.9 rebounds in 12.6 minutes per contest...**2016-17 (Philadelphia):** Appeared in 50 games (33 starts) and averaged 11.8 points, 4.8 rebounds, 1.2 assists, and 1.0 block in 22.7 minutes per game...Recorded a season best 28 points at NYK (2/25), one of his two double-doubles on the year...Season high 13 rebounds vs. ORL (12/2)...Played in his 100th career NBA game on at GSW (3/14) and scored 22 points to go along with six rebounds and a season-high four blocks...Notched 26 points and nine rebounds at WAS (1/14)...Season-best eight straight games with double-digit points from 11/25 to 12/16, averaging 14.4 points, 7.3 rebounds, 1.1 assists, and 1.1 blocks per game during that stretch...Scored in double-figures 32 times and rebounded in double-figures three times...**2015-16 (Philadelphia):** Appeared in 53 games (48 starts) and averaged 17.5 points, 7.0 rebounds, 1.2 assists and 1.2 blocks in 30 minutes per game...Became first NBA rookie to average 17 points, seven rebounds and one block per game since Pau Gasol did so in 2001-02 with the Memphis Grizzlies...Joined Charles Barkley (.545 in 1984-85) as the only qualified Sixers rookies ever to shoot at least 50 percent from the field...Scored 20 points in 23 of his 53 games, becoming the first NBA rookie to score 20+ in at least 23 of his first 53 career games since Cleveland's Kyrie Irving scored 20 or more in 27 of his first 53...The last Sixers rookie to do so was Allen Iverson, who scored 20+ in 31 of his first 53 career games...Scored 22 points and corralled a career-high 17 rebounds vs. BKN (2/6), becoming the first Sixers rookie with at least 22 points and as many as 17 rebounds in a game since Barkley (2/22/85) vs. DET (per Elias Sports Bureau).

College (Duke University 2009-10): Was an early entry candidate for the 2015 NBA Draft following his freshman season at Duke...Helped the Blue Devils to 35-4 mark and the National Championship...Averaged 17.3 points, 8.5 rebounds, 1.3 assists and 1.42 blocks...Ranked second in the nation in field goal percentage (.664) and began his collegiate career by shooting 25-of-30 from the floor over his first three games...Shot .500 or better from the floor in all but five of his 38 games played, including .700 or better 20 times...Was a consensus First Team All-American and runner-up for the John R. Wooden Award recognizing the nation's most outstanding player...Also named USBWA National Freshman of the Year and ACC Player of the Year, becoming the first freshman in school history to accomplish that feat...Scored 20+ points 14 times, including a career-high 30 at Virginia Tech...Recorded 11 double-doubles...Against Elon, became the third freshman in conference history to post 20+ points and 20+ rebounds in the same game...Averaged a team-high 15.0 points on .635 shooting in the NCAA Tournament.

Personal: First name is pronounced JAH-lil...Son of the late Decresha Lanett Benton and Chukwudi (Chuck) Obika Okafor...Has two younger brothers, Jamonte and Ashondre, and one older sister, Jalen...Mother passed away when he was nine...His aunt, Chinyere Okafor-Conley, helped raise him along with his father...Father played basketball at Westark Community College, West Texas A&M and Carl Albert State College...Mother also played basketball at Carl Albert...Distant cousin of Pelicans teammate Emeka Okafor...Is of Nigerian descent through his paternal grandfather...Playing for USA Basketball, earned gold medals at the 2013 FIBA U19 World Championship, the 2012 FIBA U17 World Championship and the 2011 FIBA Americas U16 Championship...Helped led the U.S. to a win over the World Select Team in the 17th Annual Nike Hoop Summit. Was a AAU teammate of Jabari Parker and is longtime friends with Tyus Jones...Born in Chicago and attended Whitney Young High School, the same school as First Lady Michelle Obama...As a senior, averaged 24.1 points and 11.3 rebounds, leading Whitney Young to the Illinois Class 4A title while earning national player of the year awards from McDonald's, USA Today and Parade Magazine...Was co-MVP of both the 2014 McDonald's All-American game and the Jordan Brand Classic...Plays the saxophone and the tuba...Plays chess.

NBA REGULAR SEASON STATS

SEASON	TEAM	GP	MIN	FGM	FGA	FG%	FTM	FTA	FT%	OREB	DREB	TREB	AST	TO	STL	BLK	PF	PTS	PPG	RPG	APG
2015-16	PHI	53	1591	397	781	0.508	133	194	0.686	122	251	373	65	124	22	61	140	928	17.5	7.0	1.2
2016-17	PHI	50	1134	242	471	0.514	106	158	0.671	81	159	240	58	91	20	49	122	590	11.8	4.8	1.2
2017-18	PHI/BKN	28	353	77	138	0.558	21	29	0.724	21	64	85	12	21	3	18	51	176	6.3	3.0	0.4
2018-19	NOP	59	935	212	362	0.586	59	89	0.663	82	196	278	40	52	15	40	96	484	8.2	4.7	0.7
TOTALS	--	190	4013	928	1752	0.530	319	470	0.679	306	670	0.976	175	288	60	168	409	2178	11.5	5.1	0.9

3-POINT FG: 2015-16, 1-6 (.167); 2016-17, 0-0; 2017-18, 1-4 (.250); 2018-19, 1-5 (.200); TOTALS: 3-15 (.200)

WON'T BOW DOWN

4 JJ REDICK



Position

GUARD

NBA Years

13

Height/Weight

6-4/195

Birthdate

JUNE 24, 1984

Birthplace

COOKEVILLE, TN

College

DUKE

High School

CAVE SPRINGS H.S.

(Roanoke, VA)

CAREER HIGHS

PTS	40 vs. HOU 1/18/16
FGM	11 (Nine Times)
FGA	27 vs. POR 3/4/15
3FGM	9 vs. HOU 1/18/16
3FGA	15 at DET 10/23/18
FTM	11 at MIN 12/7/15
FTA	11 (Twice)
OREB	3 vs. HOU 11/4/13
DREB	9 at CHA (3/19/19)
TREB	10 at CHA 3/19/19
ASTS	10 vs. BKN 1/28/13
STLS	4 vs. HOU 11/9/13
BLKS	2 (Four Times)
MINS	51 vs. OKC 12/15/17

Transactions: Drafted by the Orlando Magic in the first round (11th pick) of the 2006 NBA Draft... Traded by the Orlando Magic with Gustavo Ayon and Ishmael Smith to the Milwaukee Bucks for Tobias Harris, Doron Lamb, Beno Udrih and cash on 2/21/13... As part of a three-team trade on 7/10/13, traded by the Milwaukee Bucks to the Los Angeles Clippers; the Los Angeles Clippers traded a 2016 second round draft pick (Marcus Paige was later selected) to the Milwaukee Bucks; the Los Angeles Clippers traded Eric Bledsoe and Caron Butler to the Phoenix Suns; the Phoenix Suns traded Jared Dudley to the Los Angeles Clippers; and the Phoenix Suns traded a 2014 second-round draft pick (Lamar Patterson was later selected) to the Milwaukee Bucks ... Signed as a free agent with Philadelphia on 7/8/2017... Resigned as a free agent with Philadelphia on 7/6/18...Signed with New Orleans as an unrestricted free agent on 7/15/19.

2018-19 Season (Philadelphia): Appeared in 76 games (63 starts) and averaged a career-best 18.1 points, 2.4 rebounds and 2.7 assists in 31.3 minutes per game...Made a career-high 240 three-pointers on the year, setting a new 76ers record for three-pointers made in a season... Redick's 33 games with at least four three-pointers ranked tied for fifth in the NBA...Shot .894 from free-throw line, good for fifth in the NBA... Pulled down a career-high 10 rebounds, recorded his first career double-double and dished out a season-high eight assists on March 19 at CHA... Redick's 25 games with 20-plus points marked a career-best...Season-high 34 points on Feb. 9 vs. DEN (11-15 FG, 6-7 3FG)...Season-high eight three-pointers made on Oct. 10 vs. ORL...Set then-career-high in points per game (17.7 points) and career-high in minutes per game (31.4).

Professional: Holds career averages of 12.9 points (.448 FG, .413 3-PT, .890 FT), 2.0 rebounds, 2.0 assists and 25.9 minutes in 836 games (452 starts) over 13 NBA seasons with Orlando, Milwaukee, Los Angeles Clippers and Philadelphia...Appeared in 70 games (70 starts), averaging 17.1 points, 2.5 rebounds and 3.0 assists in 30.2 minutes per game...Season-high 31 points on Nov. 3 vs. IND (11-19 FG, 8-12 3FG)...Eight three-pointers tied his season-high, also recorded eight on Nov. 25 vs. ORL...One of three NBA players to make eight-plus three-pointers in multiple games this season...Redick's 22 20-point games are third amongst Sixers this season...Only 10 NBA players recorded more games with three



three-pointers than Redick's 38...Set career-highs in points per game (17.1) and rebounds per game (2.5)...**2016-17 (LAC)**: Appeared in 78 games (all starts) and averaged 15.0 points, 2.2 rebounds and 1.4 assists in 28.2 minutes...Led or tied for the team lead in scoring 11 times and steals 11 times... Scored in double-figures 54 times, including 18 games of 20+ points and one game of 30+ points...Ranked 5th in the NBA, shooting .429 from three-point range & 12th, shooting .891 from the free-throw line...Led the NBA with a .532 three-point percentage from March 16th through the end of the regular season (50+ attempts)...Made at least one three-point field goal in 77 consecutive games from 12/12/2015 through 12/4/2016, the sixth-longest streak in NBA history...Scored 10+ points in 13 straight games, from 11/4/16 at Memphis through 11/25/16 at Detroit...12/20/16 vs. Denver, made a season-high 10 field goals and tied a season-high with seven made three-pointers...11/25/16 at Detroit, scored 18 points in the third quarter, the highest scoring quarter of his career... 11/16/16 vs. Memphis, made seven three-pointers in the second half, his most in any career half, tying the Clippers franchise record for three-pointers made in a half (C. Butler - 11/26/12 vs. NOH, second half)...set then season-highs in points (29), field goals (9) and three-pointers (7)... Converted seven four-point plays, bringing career total to 32, second in NBA history behind Jamal Crawford (50)...Missed one game due to rest (12/2), two games due to a sore left hamstring (12/26 & 12/28) and one game due to a right ankle sprain (3/26)...**2015-16 (LAC)**: Appeared in 75 games (all starts), and averaged 16.3 points, 1.9 rebounds and 1.4 assists while shooting career-high marks from the field (.480) and the three-point arc (.475)...Led the Clippers in scoring 16 times...scored in double-figures 63 times, including 20+ points 23 times, 30+ points twice and one 40-point performance (1/18/16 vs. Houston)...Ranked first in the NBA with .475 3PT%, the highest single-season 3PT-FG% in Clippers franchise history...Matched then career-high and then Clippers franchise record with 200 made three-pointers. Scored 1.175 points/possession on offense, second in NBA, 200+ possessions (S. Curry- 1.177)...Ranked ninth in the NBA with .888 free throw percentage...Scoring average (16.3 points/game) is second-highest in any season of his career (2014-15: 16.4 points/game)...Since 2013-14, the Clippers have amassed a 44-9 record when Redick has scored 20+ points...Made first career game-winning buzzer beating shot on 3/24/16 vs. Portland...1/18/16 vs. Houston, registered career-highs with 40 points and a franchise record tying nine made 3PT-FG...12/7/15 at Minnesota, made a career-high 11 free-throws...DND on 11/12/15 at Phoenix, 11/14/15 vs. Detroit & 11/19/15 vs. Golden State due to lower back spasms...**2014-15 (LAC)**: Appeared in 75 games (all starts) and averaged 16.4 points, 2.1 rebounds and 1.8 assists in 30.9 minutes... Scored 10+ points 44 times, 20+ points a career-high 23 times and 30+ points once... Set Clippers single-season franchise record with 200 three-pointers and became the first Clippers' player in history to reach the mark and one of 27 players ever to record 200 three-pointers in a season... Became one of only 10 players in NBA history to shoot .900 or better from the free throw line and attempt 100 or more free throws in four plus seasons...Ranked sixth in the NBA with 2.7 points per game in first three-minutes of first quarter...Ranked fifth in NBA with 200 three-pointers and fifth with a .437 three-point field goal percentage...Made 47 consecutive free throws from 2/23 - 4/5/15, the longest streak by a Clipper in 2014-15 and the second longest streak by a Clipper since 2004-05 (J. Crawford - 58)...Finished third on the team in scoring with an average of 16.4 points per game...Ranked third in the NBA in free throw percentage at .901... Among starting guards in the NBA ranked sixth in field goal percentage at .477...Posted 25 points on 4/1/15 at Portland to go along with a career-high tying eight rebounds in 34:48 minutes...Registered 25 points on 3/11/15 at Oklahoma City, tallying season-highs in assists with seven and steals with three in 35:13 minutes...**2013-14 (LAC)**: Appeared in 35 games (34 starts) with averages of 15.2 points, 2.1 rebounds and 2.2 assists in 28.2 minutes per game...Finished fourth on the team in scoring with 15.2 points per game... Scored 10+ points 23 times, 20+ points five times and 30+ points once...Led or tied team in scoring four times, steals eight times and assists three times...Finished first on the team in three-point field goal percentage (.395)...Missed 21 games due to a right hand fracture/torn ligament in right wrist (12/1/13- 1/8/14)...Missed 25 games due to a bulging disc in his lower back (21) and a sore right hip (4)(2/5/14- 4/2/14)...Recorded a then career-high 33 points on 1/15/14 vs. Dallas...Finished with 15 points on 4/6/14 vs. Lakers in addition to three rebounds and two assists in return to the starting lineup...**2012-13 (ORL/MIL)**: Appeared in 78 games (13 starts) between Orlando and Milwaukee, and averaged 14.1 points and 3.8 assists, along with 2.2 rebounds...Averaged 12.3 points, 1.9 rebounds and 2.7 assists for the Bucks following the midseason trade...Scored in double-figures 58 times, including 19 such games in a Bucks uniform...Tallied a season-best 31 points for the Magic on 1/27/13 vs. Detroit...**2011-12 (ORL)**: Played in 65 games (22 starts) for Orlando, averaging 11.6 points, 2.5 assists and 2.3 rebounds in 27.2 minutes... Shot .418 (112-268) from three-point range and a team-best .911 (143-157) from the free throw line...Made 22 starts, averaging 14.8 points, 3.0 assists and 2.8 rebounds in 32.9 minutes during that span... Ranked second in the NBA in free throw percentage and 16th in three-point field goal percentage...Led (or tied) the team in scoring four times and in assists twice...Scored in double-figures 41 times and had 20+ points six times, including a then career-high 31 points on 4/25/12 vs. Charlotte (including 6-of-10 from three-point range)...Dished out a career-high nine assists on 3/11/12 vs. Indiana... Recorded at least one steal 19 times and had two or more steals six times, including a then career-high tying three steals on 4/10/12 at Washington and 4/22/12 at Denver...**2010-11 (ORL)**: Played in 59 games (15 starts) for Orlando, averaging 10.1 points, 1.9 rebounds and 1.7 assists in 25.4 minutes... Shot .397 (87-219) from three-point range and a team-best .875 (112-128) from the free throw line...Scored in double-figures 32 times and had 20+ points four times...Missed 23 total games due to injury/illness: Missed two games on the Inactive List (11/15/10- 11/18/10) due to back spasms, missed three games (12/10/10-12/4/10) due to a stomach virus, missed one game (1/31/11) due to a left shoulder contusion and sat out 17 games (3/11/11-4/13/11) due to a lower abdominal strain...**2009-10 (ORL)**: Played in 82 games (9 starts) for Orlando, averaging 9.6 points and 1.9 assists in 22.0 minutes... Shot a team-best .405 (111-274) from three-point range and a team-best .860 (191-222) from the free throw line...Made nine starts, averaging 13.0 points, 2.9 assists and 2.7 rebounds in 35.1 minutes...Ranked 17th in the NBA in free throw percentage and 17th in three-point field goal percentage...Led (or tied) the team in scoring twice and in assists five times...Scored in double-figures 40 times and had 20+ points in four games...**2008-09 (ORL)**: Appeared in 64 games with Orlando, averaging 6.0 points, 1.7 rebounds and 1.1 assists in 17.4 minutes...Made five starts, averaging 6.6 points, 2.2 rebounds and 1.4 assists in 28.8 minutes...Shot .374 (67-179) from three-point range and .871 (81-93) from the free throw line...Scored in double-figures 15 times...Hit game-tying three-pointer with 8.1 seconds left on 2/17/09 vs. Charlotte...Made first career start on 11/18/08 vs. Toronto, tallying 10 points, three rebounds and one steal in 34 minutes...**2007-08 (ORL)**: Played in 34 games for the Magic, averaging 4.1 points in 8.1 minutes...Shot .395 (17-43) from three-point range... Scored in double-figures six times...On the Inactive List a total of seven times: six times due to back spasms (11/6/07-11/14/07) and once due to personal reasons (3/10/08)...DNP-CD in 41 games...**2006-07 (ORL)**: Played in 42 games for Orlando, averaging 6.0 points and 1.2 rebounds in 14.8 minutes...Shot .388 (38-98) from three-point range and .900 (54-60) from the free throw line...Ranked among NBA rookies in three-point field goal percentage (fifth), assists (T-16th) and scoring (18th)...Scored in double-figures nine times...Made his NBA debut on Nov. 25 vs. Atlanta, recording two points, one rebound and one assist in three minutes.

Playoffs: Has appeared in the postseason in every season of his 13-year career, appearing in 110 postseason contests (70 starts) and averaging 10.9 points...**2019 (PHI)**: Appeared in 12 games (12 starts), averaging 13.4 points while shooting .414 from three-point range, 1.4 rebounds and

1.6 assists...**2018 (PHI)**: Appeared in 10 games (10 starts) averaging 18.2 points, 1.5 rebounds and 2.6 assists in 34.2 minutes per game, while shooting .444 from the field, .347 from three-point range and .857 from the free-throw line...Scored a team-high 28 points in Game 1 of the First Round vs. Miami (4/14)...Produced five games with multiple rebounds...Dished out multiple assists in nine contests...Reached double figures in nine games, including five games with 20-plus points...Began the playoffs with eight-game double-figure point streak, which tied the longest such streak of his career...**2017 (LAC)**: Appeared and started in all seven games of the Clippers first round series averaging 9.1 points, 1.7 rebounds, and .9 assists in 29.4 minutes per game...**2016 (LAC)**: Appeared and started in all six postseason games for the Clippers, averaging 13.5 points and 3.0 rebounds in 27.7 minutes per contest...**2015 (LAC)**: Appeared in 14 games (all starts), averaging 14.9 points, 2.1 rebounds and 1.7 assists on .435 shooting from three-point range in 38.6 minutes...Set franchise postseason record with 20 made three-pointers in the Clippers Western Conference Semifinals series against the Houston Rockets...Had previously set the record with 15 made three-pointers in the Clippers opening round matchup with the San Antonio Spurs...5/8/15 vs. Houston, scored a postseason career-high 31 points in Game 3...5/17/15 at Houston, tallied four blocks, his most in any game of his professional career...**2014 (LAC)**: Played in 13 contests (all starts), averaging 13.3 points, 1.7 rebounds and 1.5 assists in 27.0 minutes...**2013 (MIL)**: Appeared in four playoff games for Milwaukee and averaged 7.3 points and 1.3 assists in 17.3 minutes...**2012 (Orlando)**: Appeared in all five playoff outings, averaging 10.8 points, 3.2 assists and 1.0 rebounds in 24.6 minutes...Tied career playoff-high with seven assists on 5/5/12 vs. Indiana...**2011 (ORL)**: Played in six postseason games, averaging 6.7 points, 1.8 rebounds and 1.0 assists in 20.0 minutes...**2010 (ORL)**: Appeared in all 14 playoff games, averaging 7.5 points, 1.7 rebounds and 1.4 assists in 19.2 minutes...Tallied 16 points and five rebounds on 5/18/10 vs. Boston...Recorded career playoff-high three steals on 5/28/10 at Boston...**2009 (ORL)**: Played in 16 playoff outings (eight starts), averaging 6.0 points, 1.9 assists and 1.2 rebounds in 20.4 minutes, helping the Magic reach the NBA Finals...Dished out a playoff career-best seven assists on 5/10/09 vs. Boston...**2008 (ORL)**: Appeared in two playoff games, pulling down one rebound in 10 minutes of action...**2007 (ORL)**: Appeared in one playoff game, tallying three points and two assists in 11 minutes on 4/28/07 vs. Detroit.

College: Appeared in 139 games (134 starts) averaging 19.9 points, 2.7 rebounds, 2.2 assists and 1.1 steals in 34.0 minutes per game, while shooting .433 from the field, .406 from three-point range and .912 from the free-throw line...**2005-06**: Appeared in 36 games (36 starts) averaging 26.8 points, 2.0 rebounds, 2.6 assists and 1.4 steals, while shooting .470 from the field, .421 from three-point range and .863 from the free-throw line...John R. Wooden Award recipient, USBWA Player of the Year, Sporting News Player of the Year, Rupp Trophy recipient, Naismith Award recipient, NABC Player of the Year, Consensus First Team All-America, Atlantic Coast Conference Player of the Year and AP Player of the Year...Won the ACC regular-season title and ACC Tournament title...Helped Duke reach the Sweet Sixteen...**2004-05**: named the 2005 Rupp National Player of the Year...A unanimous first team All-America selection...Named first team All-America by AP, USBWA, NABC, The Sporting News, ESPN.com, SI.com, Rupp, Basketball Times and Collegeinsider.com, among others...The ACC Player of the Year (12th Duke player overall) and ACC Tournament MVP...Named to the ACC All-Academic Team as well...Averaged 21.8 points, 3.3 rebounds, 2.6 assists and 1.1 steals...Led the ACC in scoring (21.8), free throw percentage (.938), minutes played (37.3) and three-point field goals per game (3.7)...Led Duke and ranked ninth in the ACC with a .403 three-point field goal percentage (121-of-300)...In ACC only games, Redick ranked first in scoring (23.9), three-pointers made (4.38), second in free throw percentage (.925), sixth in three-point percentage (.429), 12th in field goal percentage (.415)...Averaged a team-best 24.9 points versus seven ranked opponents...His 6.3 free throws per game ranked fourth in the ACC...Played every minute in 11 games, seven ahead of the next-closest player in the league...His 300 three-point attempts were the second-most in school history, his .938 free throw percentage was second, his 121 three-pointers were third, and his 1,231 minutes played were ninth...Was the only unanimous first team All-ACC selection...Named ACC Player of the Week four times...Led the team in scoring 20 times, rebounding once and assists nine times...His 31 double-figure scoring games tied for the team lead...Had 21 20-point contests and four 30-point games...**2003-04**: A third-team NABC All-America, second-team All-ACC, first-team NABC All-District 5 and USBWA All-District 3 selection...Also third-team All-America by Sportsline.com and honorable mention by the Associated Press...Led the Blue Devils in scoring (15.9), three-point field goals (102) and free throw percentage (.953)...Led the ACC in free throw percentage (.953), was third in three-pointers per game (2.76) and fifth in three-point field goal percentage (.395) and scoring (15.9)...His .963 free throw percentage (79-of-82) was first, 18.3 points per game and .442 field goal percentage (50-of-113) were third, and .453 field goal percentage (82-of-181) was fourth in ACC games only...Ranked second in the nation with a .953 (143-of-150) free throw percentage and has a career mark of .939 (245-of-261) from the line...Set the ACC record with 54 consecutive free throws made from 3/20/03-1/15/04...His 102 treys rank fifth on Duke's single-season chart...His 1,084 career points became the 14th-best total by a sophomore in ACC history (third-best by a Duke player behind Jason Williams' 1,323 and Johnny Dawkins' 1,165)...Only the fifth sophomore in school history and 22nd sophomore in ACC history to reach 1,000 career points...Reached double figures in 32 of 37 games...Reached 20-point plateau 12 times...Made three or more three-point field goals 22 times...**2002-03**: All-ACC third team and All-ACC Freshman Team honoree...Finished second in the balloting for ACC Rookie of the Year honors...Named a second team Freshman All-America by Basketball Times...USBWA All-District III honoree...Started 30 of 33 games...Averaged 15.0 points, 2.5 rebounds, 2.0 assists and 1.3 steals per game...His 15.0 scoring average was the fourth-highest by a Duke freshman behind only Johnny Dawkins (81), Gene Banks (77) and Mike Gminski (55)...Led team in free throw percentage (.919) and three-point field goals made (95) and attempted (238)...Was second on the team in scoring (15.0 ppg), field goals made (149), three-point field goal percentage (.399) and assists (67)...Ranked fifth in the nation with a .919 free throw percentage...Established the ACC and Duke season record with a .919 free throw percentage...Was third in the ACC in three-pointers per game (2.88), sixth in three-point field goal percentage (.399) and tied for ninth in scoring (15.0)...Set school record by making 43 consecutive free throws over an 11-game stretch from Jan. 2-Feb. 5 (that streak has since been broken by Redick during his sophomore season)...Had nine 20-point games, the most among all freshmen in the Coach K era...Part of a freshman class that averaged 33.6 points per game, the sixth-highest figure by a rookie class in ACC history.

Personal: Participated in the NBA Cares Day of Service in New York and Toronto during All-Star Weekend...Hosted local jewelry shopping event to benefit Children's Miracle Network...Hosted local youth at home games during the 2014-15 season as part of his PlayerZone...Participated in a 'Play for Peace' basketball clinic at the Seeds of Peace International Camp in Otisfield, Maine during the summer of 2006...The camp welcomed Israeli, Palestinian, Egyptian, Jordanian and American youth...Took part in the Clippers Teamwork at the Table Thanksgiving event at St. Joseph Center in Venice where he helped distribute food basket and turkeys to over 300 families during the 2013-14 season...Participated with Ralphs, ProCamps and the Boys & Girls Club to host youth basketball camps during the summer of 2014...Participated in Feed the Children, helping to distribute food and personal care boxes to 1,600 families in Los Angeles...Worked with the Salvation Army Siemon Family

WON'T BOW DOWN

Youth and Community Center to distribute gifts to children during the holiday season... Full name is Jonathan Clay Redick... Son of Ken and Jeanie Redick... His father's background as a stoneware potter led to his middle name of "Clay"... With wife Chelsea, has two sons, Knox (2) and Kai (born August 2016)... Majored in history and minored in cultural anthropology while at Duke... His older twin sisters, Alyssa and Catie, both played college basketball for four years at Campbell University, also has a younger brother, David, and a younger sister, Abby... Enjoys writing poetry, collecting watches and listening to alternative and hip-hop music... Played for USA Basketball in the 2005 FIBA Under-21 World Championship, 2005 Global Games and 2003 FIBA Men's Junior World Championship... Member of the 2006-08 USA Men's Senior National Team program... Hosts The JJ Redick Podcast in partnership with The Ringer... Has made multiple appearances as a guest analyst on ESPN's NBA Countdown & The Jump with Rachel Nichols... Threw out the first pitch at the L.A. Angels game in July 2016.

NBA REGULAR SEASON STATS

SEASON	TEAM	GP	MIN	FGM	FGA	FG%	FTM	FTA	FT%	OREB	DREB	TREB	AST	TO	STL	BLK	PF	PTS	PPG	RPG	APG
2006-07	ORL	42	622	80	195	0.410	54	60	0.900	10	42	52	36	21	12	0	52	252	6.0	1.2	0.9
2007-08	ORL	34	276	48	108	0.444	27	34	0.794	1	22	23	16	15	4	0	29	140	4.1	0.7	0.5
2008-09	ORL	64	1111	117	299	0.391	81	93	0.871	8	101	109	73	54	21	1	72	382	6.0	1.7	1.1
2009-10	ORL	82	1808	243	553	0.439	191	222	0.860	17	138	155	158	63	28	4	118	788	9.6	1.9	1.9
2010-11	ORL	59	1513	197	447	0.441	112	128	0.875	6	107	113	102	53	29	3	80	593	10.1	1.9	1.7
2011-12	ORL	65	1765	248	584	0.425	143	157	0.911	18	132	150	164	68	27	6	92	751	11.6	2.3	2.5
2012-13	ORL/MIL	78	2379	382	880	0.434	171	190	0.900	17	154	171	296	138	38	9	117	1100	14.1	2.2	3.8
2013-14	LAC	35	987	181	398	0.455	97	106	0.915	9	65	74	78	42	28	3	65	532	15.2	2.1	2.2
2014-15	LAC	78	2409	447	938	0.477	183	203	0.901	22	145	167	137	95	39	8	134	1277	16.4	2.1	1.8
2015-16	LAC	75	2097	422	880	0.480	182	205	0.888	10	129	139	106	78	42	5	135	1226	16.3	1.9	1.4
2016-17	LAC	78	2198	396	890	0.445	180	202	0.891	11	160	171	110	98	54	13	125	1173	15.0	2.2	1.4
2017-18	PHI	70	2116	404	879	0.460	197	218	0.904	9	169	178	210	103	35	6	123	1198	17.1	2.5	3.0
2018-19	PHI	76	2379	452	1027	0.440	228	255	0.894	20	166	186	206	101	32	17	129	1372	18.1	2.4	2.7
TOTALS	--	836	21660	3617	8078	0.448	1846	2073	0.890	158	1530	1688	1692	929	389	75	1271	10784	12.9	2.0	2.0

3-POINT FG: 2006-07, 38-98 (.388); 2007-08, 17-43 (.395); 2008-09, 67-179 (.374); 2009-10, 111-274 (.405); 2010-11, 87-219 (.397); 2011-12, 112-268 (.418); 2012-13, 165-451 (.366); 2013-14, 73-185 (.395); 2014-15, 200-458 (.437); 2015-16, 200-421 (.475); 2016-17, 201-468 (.429); 2017-18, 193-460 (.420); 2018-19, 240-605 (.397); TOTALS: 1704-4129 (.413)

NBA POSTSEASON STATS

SEASON	TEAM	GP	MIN	FGM	FGA	FG%	FTM	FTA	FT%	OREB	DREB	TREB	AST	TO	STL	BLK	PF	PTS	PPG	RPG	APG
2006-07	ORL	1	11	1	2	0.500	0	0	0.000	0	0	0	2	1	0	0	2	3	3.0	0.0	2.0
2007-08	ORL	2	10	0	4	0.000	0	0	0.000	0	1	1	0	0	0	0	1	0	0.0	0.5	0.0
2008-09	ORL	16	327	31	83	0.373	13	14	0.929	2	17	19	31	7	8	1	26	96	6.0	1.2	1.9
2009-10	ORL	14	269	15	35	0.429	30	35	0.857	4	20	24	19	20	10	0	22	105	7.5	1.7	1.4
2010-11	ORL	6	120	15	42	0.357	9	12	0.750	0	11	11	6	7	1	1	8	40	6.7	1.8	1.0
2011-12	ORL	5	123	19	44	0.432	12	14	0.857	0	5	5	16	6	1	0	4	54	10.8	1.0	3.2
2012-13	MIL	4	69	11	25	0.440	3	3	1.000	0	3	3	5	6	1	0	9	29	7.3	0.8	1.3
2013-14	LAC	13	351	61	133	0.459	25	26	0.962	4	18	22	19	13	11	0	23	173	13.3	1.7	1.5
2014-15	LAC	14	540	70	161	0.435	33	35	0.943	0	30	30	24	26	10	5	36	208	14.9	2.1	1.7
2015-16	LAC	6	166	34	79	0.430	2	3	0.667	1	11	12	5	5	1	1	11	81	13.5	2.0	0.8
2016-17	LAC	7	206	19	50	0.380	17	20	0.850	0	12	12	6	13	2	0	17	64	9.1	1.7	0.9
2017-18	PHI	10	342	60	135	0.444	36	42	0.857	3	12	15	26	11	8	1	21	182	18.2	1.5	2.6
2018-19	PHI	12	376	54	124	0.435	17	20	0.850	1	16	17	19	22	1	3	32	161	13.4	1.4	1.6
TOTALS	--	110	2910	405	953	0.425	197	224	0.879	15	156	171	179	137	54	12	212	1196	10.9	1.6	1.6

3-POINT FG: 2006-07, 1-1 (1.000); 2007-08, 0-3 (.000); 2008-09, 21-52 (.404); 2009-10, 15-35 (.429); 2010-11, 1-15 (.067); 2011-12, 4-19 (.211); 2012-13, 4-12 (.333); 2013-14, 26-65 (.400); 2014-15, 35-88 (.398); 2015-16, 11-31 (.355); 2016-17, 9-26 (.346); 2017-18, 26-75 (.347); 2018-19, 36-87 (.414); TOTALS: 189-509 (.371)

34 KENRICH WILLIAMS



Position

GUARD

NBA Years

1

Height/Weight

6-7/210

Birthdate

DECEMBER 2, 1994

Birthplace

WACO, TX

College

TCU

High School

WACO UNIVERSITY H.S.

(Waco, TX)

CAREER HIGHS

PTS	21 vs. DEN 1/30/19
FGM	8 vs. DEN 1/30/19
FGA	14 vs. DEN 1/30/19
3FGM	5 vs. DEN 1/30/19
3FGA	9 vs. DEN 1/30/19
FTM	3 vs. MIN 2/8/19
FTA	4 at CHI 2/6/19
OREB	6 at MEM 2/9/19
DREB	11 at HOU 1/29/19
TREB	16 at HOU 1/29/19
ASTS	7 at MEM 2/9/19
STLS	5 (Twice)
BLKS	2 (Five Times)
MINs	40 at DAL 3/18/19

Transactions: Undrafted in 2018...Signed by New Orleans 7/24/18.

2018-19 Season: In 46 games (29 starts) with New Orleans, averaged 6.1 points, 4.8 rebounds, 1.8 assists, and 1.0 steal in 23.5 minutes per contest while shooting .384 from the floor, .333 from 3-point range and .684 from the line...Scored in double-figures nine times and rebounded in double-figures four times...Racked up nine points, five rebounds, four assists, and a career-high five steals vs. TOR (3/8)...Tallied nine points and 12 rebounds vs. OKC (2/14), his third double-digit rebounding effort of the season...Notched his first NBA double-double, tallying 10 points, 13 rebounds, and a career-high seven assists at MEM (2/9)...Tallied 19 points, six rebounds, and two assists vs. MIN (2/8)...Made his first NBA start vs. IND (2/4), tallying eight points, eight rebounds, and notching season highs with five assists and two steals...Notched 12 points, eight rebounds, and three assists at SAS (2/2)...Poured in a career-high 21 points off the bench while connecting on five three-pointers vs. DEN (1/30), becoming the second rookie this season to connect on five triples in one of their first 16 career games, with the first being Atlanta's Trae Young...Pulled down a career-high 16 rebounds at HOU (1/29) after entering the game with 15 total rebounds in his career, setting the Pelicans franchise record for rebounds by a guard and becoming the first player since Blake Griffin (11/17/10) to grab at least 16 rebounds in one of their first 15 career games...Scored two points and grabbed four rebounds in 18 minutes of action at OKC (1/24)...Recorded the first two assists of his career vs. MEM (1/7)...Scored his first NBA points at POR (11/1), netting five points on 2-of-2 from the field...Made his NBA debut at HOU (10/17), seeing two minutes of action.

College: Played three seasons at TCU after spending his freshman campaign at New Mexico Junior College, appearing in 102 games (85 starts) for the Horned Frogs in which he averaged 11.0 points, 8.6 rebounds, 2.7 assists, and 1.4 steals...2017-18 (TCU): Started in all 32 games played...Averaged 9.3 rebounds, the second-most in the Big 12 and 34th-most in the NCAA...Led TCU in rebounding for the third time in his career, joining Gary Turner as the only TCU players to lead his team in rebounding for three seasons...Had 6.5 defensive boards per game, which



ranked second in the Big 12, and 2.8 offensive rebounds per game, which ranked fifth in the Big 12...Finished with 877 career rebounds, the fourth-most in school history...Averaged 13.2 points per game, which ranked second on the team and 16th in the Big 12...Shot .477 from the field, the 15th-best in the Big 12...Shot .395 from 3-point range, the 12th-best in the Big 12...Recorded 3.9 assists per game, the sixth-best in the Big 12...Started 32-of-32 games played and logged 36.0 minutes per game, the second-best in the Big 12...Had 13 double-doubles, which tied for the second-most in the Big 12, and finished with 34 for his career...Was named the Most Outstanding Player of the Emerald Coast Classic after recording 23 points and 17 rebounds against New Mexico (11/24) and 17 points and 12 rebounds against St. Bonaventure (11/25)...**2016-17 (TCU):** After 618 days away from competition, made his season debut against Jacksonville State (11/18/16)...Started 36 of 37 games played...Nearly averaged a double-double with 11.4 points and 9.7 rebounds...His 9.7 rebounds and 3.3 offensive rebounds per game each ranked No. 2 in the Big 12 and No. 25 in the NCAA...Ranked first in the Big 12 and 11th in the NCAA with 19 double-doubles...Ranked No. 5 all-time at TCU for the most rebounds in a season with 359...Became the only player in school history to record over 400 points (421), 300 rebounds (359) and 100 assists (101) in a season...Was one of six NCAA DI players to record 400/300/100 this season...Recorded the second triple-double in TCU history with 11 points, 14 rebounds and a season-high 10 assists against Richmond (3/21) in the quarterfinals of the NIT...Was one of 23 NCAA DI players to record a triple-double this season...Recorded a double-double in all five NIT games and averaged 15.6 points, 12.0 rebounds and 5.0 assists over that time...Played 1,211 total minutes, the sixth-most in school history...Scored in double-figures 25 times including a season-high 25 points in the NIT championship game against Georgia Tech (3/30)...**2015-16 (TCU):** Sat out the entire 2015-16 campaign with a knee injury...**2014-15 (TCU):** Scored in double-figures 15 times, while leading the Frogs in rebounding in nine games...Tallied a double-double in three games, including a 10-point, 16-board outing versus Texas Tech in late February, which helped TCU continue a three-game home winning streak versus conference opponents during a late February stretch...Was named MVP of the Corpus Christi Coastal Classic after posting his first career double-double with 10 points and 11 boards against Mississippi State...**2013-14 (New Mexico Junior College):** Competed at New Mexico Junior College as a freshman during the 2013-14 season where he earned all-conference honors...Averaged 10.1 points per game in 34 games, while shooting almost 60 percent from the field...Grabbed 6.9 boards per contest...Helped lead the Thunderbirds, who were ranked as high as No. 7 in the country in 2013-14, to the second round of the NJCAA Men's National Basketball Championship and a 27-7 record for head coach James Miller.

Personal: Majored in sociology at TCU...Son of Cheryl Williams...As a high school senior, led Waco University to a 28-5 record, which included a district championship and an appearance in the 4A Regional I quarterfinals...After going undrafted, was a member of Denver's 2018 Summer League team in Las Vegas, appearing in five games and averaging 5.4 points and 5.6 rebounds per contest.

NBA REGULAR SEASON STATS

SEASON	TEAM	GP	MIN	FGM	FGA	FG%	FTM	FTA	FT%	OREB	DREB	TREB	AST	TO	STL	BLK	PF	PTS	PPG	RPG	APG
2018-19	NOP	46	1079	107	279	0.384	13	19	0.684	55	164	219	83	36	45	19	95	279	6.1	4.8	1.8
TOTALS	--	46	1079	107	279	0.384	13	19	0.684	55	164	219	83	36	45	19	95	279	6.1	4.8	1.8

3-POINT FG: 2018-19, 52-156 (.333)

1 ZION WILLIAMSON



Position
FORWARD

NBA Years
ROOKIE

Height/Weight
6-7/285

Birthdate
JULY 6, 2000

Birthplace
SALISBURY, SC

College
DUKE

High School
SPARTANBURG DAY SCHOOL
(Spartanburg, SC)

Transactions: Selected by New Orleans with the first pick in the 2019 NBA Draft...Signed by New Orleans on 7/1/19.

College: 2018-19 NCAA Player of the Year by Naismith, Wooden, NABC, USBWA, AP and The Sporting News...Only the third freshman to receive the AP honor in its 58-year history, joining Kentucky's Anthony Davis and Texas's Kevin Durant...Recipient of the Karl Malone Award, honoring the top power forward in college basketball...Selected as the national Freshman of the Year by both the NABC and USBWA...Consensus All-America First Team selection...Finished 16th nationally and second in the ACC in scoring (22.6 ppg)...Ranked second in the nation in field goal percentage with .680, the second-highest single-season mark in ACC history...Ranked third in the ACC in rebounding (8.9 rpg), second in steals (2.12 spg), and fifth in blocks (1.79 bpg)...Helped Duke to an ACC Championship and an Elite Eight appearance, averaging 26.4 points and 9.1 rebounds over seven postseason games...ACC Player of the Year and ACC Tournament MVP.

High School: Five-star recruit ranked as the No. 2 overall prospect in the class of 2018 by ESPN...Honored as a McDonald's All-American...Represented Team USA at the Nike Hoop Summit...Rated as the No. 5 overall prospect and the No. 3 small forward in the class by Rivals.com...Ranked No. 5 overall and the No. 1 power forward in the 2018 recruiting class by Scout.com...Ranked No. 5 overall and the No. 1 power forward in the 2018 24/7 Sports composite list...Led Spartanburg Day School to three consecutive South Carolina Class AA state championships...Averaged 36.4 points, 11.4 rebounds and 3.5 assists during his high school career...Racked up 37 points, 17 rebounds and six blocks in the 2018 state championship game and 51 points in the 2017 edition...Named by USA Today to the 2017 and 2018 American Family Insurance All-USA Boys Basketball First Team...Led the USA Red Team to the 2017 Adidas Nations Championship.

Personal: Full name is Zion Lateef Williamson...Didn't play football in high school but was offered a scholarship by LSU...Enjoys writing poetry, listening to Jay-Z, and watching Naruto...Has a brother, Noah...His mother Sharonda ran track at Livingstone College, and his stepfather Lee Anderson played basketball at Clemson.

TWO-WAY PLAYER

45
ZYLAN
CHEATHAM

Position:

FORWARD

NBA Years:

ROOKIE

Height/Weight:

6-8/220

Birthdate:

NOVEMBER 17, 1995

Birthplace:

PHOENIX, AZ

College:

ARIZONA STATE

High School:

**SOUTH MOUNTAIN H.S.
(Phoenix, AZ)**

Transactions: Undrafted in 2019...Signed to two-way contract by New Orleans on 7/24/19.

College (San Diego State): 2015-17; Arizona State: 2017-19): Played in 103 contests (82 starts) in three collegiate seasons, averaging 9.7 points, 7.3 rebounds, and 1.8 assists in 25.4 minutes per game and shooting .528 from the floor and .296 from deep...**Senior (2018-19):** In just one season made an incredible impact on the program both on the court as the Pac-12 leading rebounder and off it with incredible media and community engagement...Turned in one most diversified seasons in league history in 2018-19, starting all 34 games and averaging 12.1 points, a Pac-12 leading 10.3 rebounds, and 3.2 assists in 32.4 minutes per contest...Cheatham and Wisconsin's Ethan Happ (17.3/10.1/4.5) were the only players in the nation to average a double-double and three assists per game. Dating to the 1973-74 season, when assists became official, the only other Pac-12 players to do it were Rich Kelley of Stanford in 1974-75 (20/11.5/3.0) and UCLA's Bill Walton (19.3/14.7/5.5)...Earned Pac-12 First-Team honors along with Pac-12 All-Defensive Team...The 2019 Male Bill Kajikawa Award Winner, given annually to one male and one female graduating senior student-athlete in recognition for his and her contributions at Arizona State University in honor of legendary Sun Devil Bill Kajikawa. Sun Devil Athletics selects the Kajikawa Award recipients based on demonstrated academic excellence, athletic accomplishment, leadership and service in the community...Recorded the second triple-double in school history with 14 points, 13 rebounds and 10 assists against Texas Southern (12/1)...His 22 rebounds against Arizona (1/31) were the most in a Pac-12 game over the past 19 seasons...**Junior (2017-18):** Sat out due to NCAA transfer rules...**Sophomore (2016-17):** Started 22 of 31 contests for the Aztecs, averaging 9.1 points, 6.3 rebounds, 1.4 assists, and 1.1 steals in 33.4 minutes per game...Scored in double-figures in 11 times, including six performances of 15 or more points...Rebounded in double-figures three times, accounting for all three of his double-doubles...**Freshman (2015-16):** Played in all 38 games and started 26 games, averaging 7.9 points and 5.4 rebounds in 20.8 minutes...Posted 36 assists, 26 blocked shots and 22 steals...Ranked third on the team in rebounding and blocked shots, fourth in scoring and fifth in steals...Was second on the team in free-throw percentage (.716)...Had 10 double-digit scoring games (SDSU was 8-2), six double-figuring rebounding efforts and two double-doubles...Led the team in scoring twice, rebounding 11 times and assists four times...His 111 free throws and 155 free throw attempts set a SDSU freshman record...Shot a team-best .588 from the floor (10-17) and was 6-for-7 from the free throw line in four NIT games...Over his final six games, he shot .667 (16-24) from the field...Posted 13 points, a team-high eight rebounds and two assists vs. San Diego Christian (11/18)...Started his first career game and narrowly missed a double-double with nine points and a team-high eight rebounds vs. East Carolina (11/23)...Redshirt (2014-15): Suffered a foot injury in the summer and underwent surgery upon his arrival on campus...Rehabilitated his foot before deciding to redshirt on Jan. 13...Practiced with the team and traveled to a majority of the road dates.

Personal: Suffered tragedy in December 2018 when his younger brother, Wanyaa Stewart, was murdered in Tempe, Ariz...Cheatham keeps Stewart's obituary with him to read before games and think of him...Was a member of Pelicans' 2019 Summer League team in Las Vegas.

WON'T BOW DOWN

TWO-WAY PLAYER

5
JOSH
GRAY

Position:

GUARD

NBA Years:

1

Height/Weight:

6-1/180

Birthdate:

SEPTEMBER 9, 1993

Birthplace:

LAKE CHARLES, LA

College:

LSU

High School:

WHEATLEY H.S.

(Houston, TX)

CAREER HIGHS

PTS	9 vs. SAS 2/7/18
FGM	4 vs. SAS 2/7/18
FGA	16 vs. SAS 2/7/18
3FGM	2 at LAL 2/6/18
3FGA	5 vs. SAS 2/7/18
FTM	3 vs. DEN 2/10/18
FTA	4 vs. DEN 2/10/18
OREB	1 (Twice)
DREB	3 (Twice)
TREB	4 vs. SAS 2/7/18
ASTS	7 vs. SAS 2/7/18
STLS	4 vs. SAS 2/7/18
BLKS	1 (Twice)
MINS	31 vs. SAS 2/7/18

Transactions: Undrafted in 2016...Signed to 10-day contract by Phoenix on 2/1/18...Signed to second 10-day contract by Phoenix on 2/11/18...Waived by Phoenix on 2/21/18...Signed by New Orleans to two-way contract on 7/24/19.

Professional: Has international, NBA and G League experience spanning a three-year professional career...Has appeared in 95 games for the Northern Arizona Suns of the NBA G League, averaging 16.2 points while shooting .450 from the floor and .395 from three-point range to go with 4.2 rebounds, 5.4 assists and 1.9 steals...**2018-19 (Korea):** Appeared in 61 games (two starts) with the Korean Basketball League's Changwon LG Sakers, averaging 17.3 points, 3.7 assists, 4.5 rebounds, and 1.6 steals in 24.3 minutes per game...**2017-18 (PHX):** Appeared in five games with Phoenix, averaging 6.4 points, 2.0 rebounds, 2.4 assists and 1.6 steals in 17.2 minutes per game...**G League:** Appeared in 45 games (28 starts) with Northern Arizona Suns, averaging 19.4 points on .454 shooting from the field, including .408 from three-point range, 6.4 assists, 4.8 rebounds and 2.3 assists...**2016-17 (G League):** Appeared in all 50 games (nine starts) for Northern Arizona Suns, averaging 13.4 points on .444 shooting from the field, including .358 shooting from deep, to go with 3.6 rebounds, 4.5 assists and 1.4 steals.

College: Appeared in 94 NCAA games in three seasons at LSU and Texas Tech, averaging 7.3 points, 2.9 assists, 2.2 rebounds, and 1.3 steals in 22.3 minutes per game...Spent his Sophomore season at Odessa (TX) Community College...**(LSU 2015-16):** Played in 32 games with nine starts, averaging 5.4 points, 2.1 rebounds, and 1.8 assists in 15.5 minutes per game...Scored in double-figures seven times...**(LSU 2014-15):** Played in 31 games (20 starts), averaging 7.1 points per game, 2.1 rebounds and 3.8 assists (eighth in SEC) per game...Tallied eight games in double figures topped by 25 vs. UMass, 12/2...Hit 11-of-15 field goals and 3-of-4 treys in the game with five assists...At #16 West Virginia (12/4) had the game winner with seven seconds to play...10 games of five assists or more...**(Odessa C.C. 2013-14):** Averaged a national Junior College-best 34.7 points per game...Had an assist-to-turnover ratio of 172 assists-107 turnovers with 82 steals (10th in steals average nationally at 2.7 a game)...Averaged 5.9 assists per game...Shot .459 from the field and .790 from the line while converting 84 three-point attempts...Eight games of 40 or more points including 61 vs. Ranger and 63 vs. El Centro...First Team JC All-America, MVP in conference...**(2012-13 Texas Tech):** Gray started all 31 games for the Red Raiders, averaging 9.3 points, 3.2 assists and 2.5 steals in 26.7 minutes per game...Scored in double-figures 17 times and had eight performances of five or more assists.

Personal: Parents are Charnella Robinson and Noah Gray, Sr. ... Has four brothers - Novon, Travon, Joseph and Noah, Jr. ... Lists Kevin Gates, Lil Wayne, Lil Boosie and Webbie as his favorite artists ... Favorite food is Gumbo and Dessert Cheese Cake ... Favorite Professional Basketball Player is Derrick Rose and Favorite NBA team Chicago Bulls ... Graduated from LSU with a bachelor's degree in interdisciplinary studies.

NBA REGULAR SEASON STATS

SEASON	TEAM	GP	MIN	FGM	FGA	FG%	FTM	FTA	FT%	OREB	DREB	TREB	AST	TO	STL	BLK	PF	PTS	PPG	RPG	APG
2017-18	PHX	5	86	11	41	.268	7	11	.636	2	8	10	12	7	8	2	8	32	6.4	2.0	2.4
TOTALS	--	5	86	11	41	.268	7	11	.636	2	8	10	12	7	8	2	8	32	6.4	2.0	2.4

3-POINT FG: 2017-18, 3-13 (.231)

18-19 SEASON



2018-19 ROSTER & STATS



Record: 33-49
West: 23-29
East: 10-20
Division: 8-8
Home: 19-22
Road: 14-27
Overtime: 1-2

Head Coach: Alvin Gentry, Appalachian State

Associate Head Coach: Darren Erman, Emory University

Assistant Coaches: Chris Finch, Franklin & Marshall College; Fred Vinson, Georgia Tech;

Kevin Hanson, San Diego; Mike Penberthy, The Master's College; Joe Boylan, Emerson College

Director of Medical Services: Dr. Misty Suri, Pennsylvania

2018-19 Final Roster

No.	Player	Position	Height	Weight	Birthdate	College/Country	NBA Yrs
9	Dairis Bertans	G	6-4	181	09/09/1989	Olympia Milano (Italy)/Latvia	1
5	Trevon Bluiett*	G	6-6	198	11/04/1994	Xavier (OH)/USA	R
2	Ian Clark	G	6-3	175	03/07/1991	Belmont/USA	6
23	Anthony Davis	F/C	6-10	253	03/11/1993	Kentucky/USA	7
13	Cheick Diallo	F	6-9	220	09/13/1996	Kansas/Mali	3
44	Solomon Hill	F	6-7	225	03/18/1991	Arizona/USA	6
11	Jrue Holiday	G	6-4	205	06/12/1990	UCLA/USA	10
15	Frank Jackson	G	6-3	205	03/23/1993	Duke/USA	1
3	Stanley Johnson	F	6-7	245	05/29/1996	Arizona/USA	4
21	Darius Miller	F	6-8	225	03/21/1990	Kentucky/USA	4
55	E'Twaun Moore	G	6-4	191	02/25/1989	Purdue/USA	7
8	Jahlil Okafor	C	6-10	252	12/15/1995	Duke/USA	4
4	Elfrid Payton	G	6-4	185	02/22/1994	Louisiana-Lafayette/USA	5
30	Julius Randle	F	6-9	250	11/29/1994	Kentucky/USA	4
34	Kenrich Williams	F	6-7	210	12/02/1994	TCU/USA	1
35	Christian Wood	F/C	6-10	216	09/27/1995	UNLV/USA	3

*Two-Way Player

2018-19 Final Statistics

Player	G	GS	MIN	FG	FGA	PCT	3FG	3FGA	PCT	FT	FTA	PCT	OFF	DEF	TOT	AST	PF	DO	STL	TO	BLK	PTS	AVG
Davis	56	56	1850	530	1026	.517	48	145	.331	344	433	.794	174	498	672	218	132	0	88	112	135	1452	25.9
Randle	73	49	2232	571	1089	.524	67	195	.344	356	487	.731	162	472	634	229	246	3	52	208	45	1565	21.4
Holiday	67	67	2402	547	1159	.472	118	363	.325	208	271	.768	75	259	334	518	148	2	109	210	54	1420	21.2
Mirotic	32	22	925	182	407	.447	85	231	.368	85	101	.842	46	218	264	35	86	0	21	37	25	534	16.7
Moore	53	36	463	256	532	.481	76	176	.432	45	59	.763	35	92	127	102	112	0	40	59	8	633	11.9
Payton	42	42	1250	179	412	.434	33	105	.314	55	74	.743	49	171	220	320	81	0	44	112	17	446	10.6
Miller	69	15	1758	189	484	.390	133	364	.365	56	71	.789	14	114	128	146	165	1	40	59	23	567	8.2
Okafor	59	24	935	212	362	.586	1	5	.200	59	89	.663	82	196	278	40	96	0	15	52	40	484	8.2
Wood (TOT)	21	2	250	61	117	.521	9	26	.346	41	56	.732	17	66	83	8	17	0	7	10	17	172	8.2
Wood (NO)	8	2	189	49	92	.533	6	21	.286	31	41	.756	13	50	63	6	14	0	7	14	10	135	16.9
Jackson	61	16	1169	194	447	.434	53	169	.314	54	73	.740	25	109	134	69	92	0	25	48	2	495	8.1
S. Johnson (TOT) 66	7	1207	171	440	.389	62	215	.288	50	64	.781	34	183	217	88	114	0	60	81	14	454	6.9	
S. Johnson (NO)	18	0	247	38	91	.418	11	34	.324	9	13	.692	9	33	42	28	22	0	12	26	1	96	5.3
Clark	60	6	973	151	383	.394	66	202	.327	33	37	.892	13	76	89	94	95	0	22	58	8	401	6.7
Williams	46	29	1079	107	279	.384	52	156	.333	13	19	.684	55	164	219	83	95	0	45	36	19	279	6.1
Diallo	64	1	896	168	271	.620	1	4	.250	50	67	.746	75	257	332	33	113	0	29	49	33	387	6.0
Frazier	47	17	909	88	195	.451	27	77	.351	32	41	.780	32	105	137	206	95	0	25	60	4	235	5.0
Hill	44	15	878	68	178	.382	32	101	.317	23	32	.719	34	99	133	55	80	0	23	31	10	191	4.3
W. Johnson	26	13	377	35	88	.398	19	50	.380	6	9	.667	10	44	54	16	45	1	12	12	7	95	3.7
Smith (TOT)	20	1	191	21	59	.356	9	26	.346	14	16	.875	16	36	52	14	30	0	3	13	7	65	3.3
Smith (NO)	2	0	20	2	5	.222	2	7	.286	2	2	1.000	2	2	4	1	3	0	0	1	0	8	4.0
Harrison (TOT)	17	0	186	16	53	.302	5	25	.200	17	18	.944	6	14	20	24	34	1	4	12	2	54	3.2
Harrison (NO)	6	0	38	3	12	.250	2	10	.200	1	2	.500	2	3	5	7	7	0	0	2	0	9	1.5
Bertans	12	0	167	12	47	.255	10	34	.294	0	0	---	2	7	9	10	7	0	1	2	0	34	2.8
PELICANS	82	-	19755	3581	7563	.473	842	2449	.344	1462	1921	.761	909	2969	3878	2216	1732	7	610	1215	441	9466	115.4
OPPONENTS	82	-	19755	3549	7610	.466	1006	2766	.364	1471	1926	.764	898	2855	3753	2174	1722	11	702	1113	445	9575	116.8

WON'T BOW DOWN

2018-19 FINAL RESULTS

G	Date	H/A	OPP	W/L	Score	New Orleans High Scorer	New Orleans High Rebounds	New Orleans High Assists	Opponent High Scorer	Atten.
1	17-Oct	A	HOU	W	131-112	Davis-32	Davis-36	Payton-10	Gordon-21	18,055
2	19-Oct	H	SAC	W	149-129	Mirotic-36	Randle-14	Holiday-10	Gauley-Stein-20	18,337
3	23-Oct	H	LAC	W	116-109	Davis-34	Davis-13	Holiday-9	Harris-26	14,625
4	26-Oct	H	BKN	W	117-115	Holiday-26	Davis-14	Payton-6	Russell-24	15,272
5	27-Oct	H	UTA	L	111-132	Mirotic-25	Mirotic-8	Holiday-6	Rubio-28	16,373
6	29-Oct	A	DEN	L	111-116	Randle-24	Mirotic-10	Holiday-9	Murray-23	15,217
7	31-Oct	A	GSW	L	121-131	Holiday-28	Mirotic-12	Holiday-9	Curry-37	19,596
8	1-Nov	A	POR	L	119-132	Randle-29	Mirotic-13	Holiday-10	Lillard-26	18,921
9	3-Nov	A	SAS	L	95-109	Holiday-29	Mirotic-16	Holiday-8	DeRozan-26	18,354
10	5-Nov	A	OKC	L	116-122	Randle-26	Mirotic-16	Holiday-14	George-23	18,203
11	7-Nov	H	CHI	W	107-98	Davis-32	Mirotic-15	Holiday-9	LaVine-22	15,514
12	10-Nov	H	PHX	W	119-99	Davis-26	Randle-15	Holiday-9	Warren-25	15,222
13	12-Nov	A	TOR	W	126-110	Moore-30	Davis-20	Holiday-14	Siakam-22	19,800
14	14-Nov	A	MIN	L	100-107	Moore-31	Davis-1	Holiday-10	Towns-25	11,636
15	16-Nov	H	NYK	W	129-124	Davis-43	Davis-17	Holiday-10	Hardaway-30	14,717
16	17-Nov	H	DEN	W	125-115	Davis-40	Mirotic-10	Holiday-8	Jokic-25	15,408
17	19-Nov	H	SAS	W	140-128	Davis-29	Randle-14	Randle-10	DeRozan-21	14,675
18	21-Nov	A	PHI	L	120-121	Moore-30	Davis-16	Holiday-10	Embiid-31	20,352
19	23-Nov	A	NYK	L	129-124	Davis-33	Davis-11	Holiday-8	Mudry-27	18,948
20	24-Nov	A	WAS	L	125-115	Randle-29	Randle-15	Holiday-9	Porter-29	15,165
21	26-Nov	H	BOS	L	107-124	Davis-27	Davis-16	Holiday-7	Irving-26	15,189
22	28-Nov	H	WAS	W	125-104	Holiday-29	Davis-15	Frazier-12	Oubre-22	13,570
23	30-Nov	A	MIA	L	101-106	Davis-41	Randle-10	Frazier-9	Richardson-20	19,600
24	2-Dec	A	CHA	W	119-109	Davis-36	Davis-19	Frazier-9	Kaminsky-19	15,336
25	3-Dec	H	LAC	L	126-129	Randle-37	Davis-13	Holiday-14	Harris-27	13,822
26	5-Dec	H	DAL	W	132-106	Davis-27	Randle-18	Davis-9	Barnes-16	14,810
27	7-Dec	H	MEM	L	103-107	Randle-26	Randle-13	Holiday-11	Green-24	18,447
28	9-Dec	A	DET	W	116-108	Holiday-37	Davis-9	Frazier-8	Griffin-35	14,705
29	10-Dec	A	BOS	L	100-113	Davis-41	Randle-11	Frazier-10	Morris-31	18,624
30	12-Dec	H	OKC	W	118-114	Davis-44	Davis-18	Holiday-10	George-25	14,450
31	16-Dec	H	MIA	L	96-102	Davis-27	Davis-12	Davis-7	Richardson-22	15,535
32	19-Dec	A	MIL	L	115-123	Davis-27	Davis-11	Holiday-12	Antetokounmpo-25	17,341
33	21-Dec	A	LAL	L	104-112	Davis-30	Davis-20	Holiday-10	Kuzma-23	18,997
34	23-Dec	A	SAC	L	117-122	Holiday-27	Davis-17	Frazier-7	Hield-28	16,643
35	26-Dec	A	DAL	L	119-122	Davis-32	Davis-18	Frazier-7	Doncic-21	20,340
36	28-Dec	H	DAL	W	114-112	Davis-48	Davis-17	Holiday-8	Doncic-34	18,364
37	29-Dec	H	HOU	L	104-108	Randle-23	Davis-11	Holiday-9	Harden-41	17,555
38	31-Dec	H	MIN	W	123-114	Randle-33	Randle-10	Holiday-8	Towns-28	14,904
39	2-Jan	A	BKN	L	121-126	Davis-34	Davis-26	Payton-7	Russell-22	16,890
40	5-Jan	A	CLE	W	133-198	Holiday-22	Randle-18	Randle-8	Clarkson-23	19,432
41	7-Jan	H	MEM	W	114-95	Davis-36	Davis-13	Holiday-6	Conley-22	14,624
42	9-Jan	H	CLE	W	140-124	Davis-38	Davis-13	Payton-9	Clarkson-21	15,058
43	12-Jan	A	MIN	L	106-110	Davis-30	Davis-14	Holiday-7	Towns-27	16,384
44	14-Jan	A	LAC	W	121-117	Davis-46	Davis-16	Holiday-8	Harrell-26	15,283
45	16-Jan	A	GSW	L	140-147	Davis-30	Davis-18	Payton-12	Curry-41	19,596
46	18-Jan	A	POR	L	112-128	Davis-27	Randle-9	Holiday-6	Lillard-24	19,598
47	21-Jan	A	MEM	W	105-85	Mirotic-21	Randle-12	Holiday-6	Gasol-22	17,794
48	23-Jan	H	DET	L	94-98	Holiday-29	Randle-13	Holiday-7	Griffin-37	18,181
49	24-Jan	A	OKC	L	116-122	Holiday-22	Holiday-9	Holiday-13	Westbrook-23	18,203
50	26-Jan	H	SAS	L	114-126	Holiday-29	Okafor-15	Frazier-6	Aldridge-28	17,724
51	29-Jan	A	HOU	W	121-116	Okafor-27	Williams-16	Frazier-10	Harden-37	18,055
52	30-Jan	H	DEN	L	99-105	Holiday-22	Frazier-8	Frazier-8	Beasley-22	14,211
53	2-Feb	A	SAS	L	108-113	Jackson-25	Diallo-8	Frazier-8	Aldridge-25	18,354
54	4-Feb	H	IND	L	107-109	Okafor-25	Okafor-13	Holiday-9	Collison-22	15,780
55	6-Feb	A	CHI	W	125-120	Randle-31	Diallo-9	Holiday-11	Markkanen-30	18,116
56	8-Feb	H	MIN	W	122-117	Davis-32	Frazier-9	Holiday-9	Towns-32	16,980
57	9-Feb	A	MEM	L	90-99	Randle-21	Davis-16	Williams-7	Noah-19	18,981
58	12-Feb	H	ORL	L	88-118	Moore-19	Okafor-7	Frazier-7	Vucevic-25	15,733
59	14-Feb	H	OKC	W	131-122	Randle-33	Williams-12	Holiday-7	Westbrook-44	15,686
60	22-Feb	A	IND	L	111-126	Diallo-16	Diallo-18	Tied with-4	Mathews-24	16,962
61	23-Feb	H	LAL	W	128-115	Holiday-27	Diallo-10	Payton-9	B. Ingram-29	18,626
62	25-Feb	H	PHI	L	110-111	Holiday-22	Randle-14	Payton-4	Harris-29	17,194
63	27-Feb	A	LAL	L	119-125	Randle-35	Payton-11	Holiday-10	James-33	18,997
64	1-Mar	A	PHX	W	130-116	Randle-22	Diallo-11	Holiday-10	Booker-26	14,123
65	2-Mar	A	DEN	W	120-112	Holiday-29	Diallo-10	Payton-10	Murray-20	19,978
66	4-Mar	A	UTA	W	115-112	Holiday-30	Davis-11	Payton-6	Korver-20	18,306
67	6-Mar	H	UTA	L	104-114	Randle-23	Payton-8	Tied with-3	Favors-25	14,681
68	8-Mar	H	TOR	L	104-127	Jackson-20	Diallo-12	Randle-7	Leonard-31	17,325
69	10-Mar	A	ATL	L	116-128	Jackson-23	Payton-10	Payton-10	Huerter-27	14,337
70	12-Mar	H	MIL	L	113-130	Randle-23	Payton-15	Payton-11	Antetokounmpo-24	15,562
71	15-Mar	H	POR	L	110-122	Randle-45	Payton-12	Payton-16	Lillard-24	16,117
72	16-Mar	H	PHX	L	136-138*	Randle-21	Payton-12	Payton-16	Booker-40	17,641
73	18-Mar	A	DAL	W	129-125*	Randle-30	Williams-11	Payton-11	Doncic-29	20,276
74	20-Mar	A	ORL	L	96-119	S. Johnson-18	Diallo-11	Miller-4	Young-22	17,005
75	24-Mar	H	HOU	L	90-113	Jackson-19	Davis-10	Payton-8	Harden-28	17,048
76	26-Mar	H	ATL	L	120-130	Randle-24	Randle-9	Payton-9	Young-33	14,751
77	28-Mar	H	SAC	W	121-118	Randle-34	Randle-11	Payton-9	Hield-27	13,976
78	31-Mar	H	LAL	L	102-130	Randle-17	Wood-11	Payton-6	Rondo-24	18,562
79	3-Apr	H	CHA	L	109-115	Randle-34	Randle-11	Payton-7	Walker-32	16,844
80	5-Apr	A	PHX	L	126-133*	Randle-31	Randle-14	Payton-12	Jackson-35	16,410
81	7-Apr	A	SAC	W	133-129	Clark-31	Okafor-14	Payton-14	Barnes-29	17,583
82	9-Apr	H	GSW	L	103-112	Okafor-30	Wood-12	Payton-7	Cousins-21	17,090

* overtime

NEW ORLEANS - TEAM HIGHS & LOWS

	Highs			Low		
Total Points	149	vs. SAC	19-Oct	88	vs. ORL	12-Feb
Field Goals Made	59	vs. SAS	19-Nov	34		Twice
Field Goals Att.	107	vs. MIL	12-Mar	74	at MEM	21-Jan
Field Goal %	.589	vs. SAC	19-Oct	.373	at ORL	20-Mar
3-Pt. Field Goals Made	19		3 Times	4		Twice
3-Pt. Field Goals Att.	47	vs. MIL	12-Mar	17	vs. MEM	7-Jan
Free Throws Made	36	vs. CLE	9-Jan	4	vs. DET	23-Jan
Free Throws Att.	41*	vs. PHX	16-Mar	8		Twice
Free Throw %	1.000		3 Times	.444	vs. DET	23-Jan
Offensive Rebounds	20		3 Times	5		5 Times
Defense Rebounds	47	vs. WAS	28-Nov	25	vs. LAC	3-Dec
Total Rebounds	64	vs. WAS	28-Nov	35	vs. LAC	3-Dec
Assists	36		3 Times	17	vs. UTA	6-Mar
Steals	15	vs. PHI	25-Feb	1	at CHI	6-Feb
Turnovers	25	at PHX	1-Mar	7		Twice
Blocked Shots	11		3 Times	0	vs. TOR	8-Mar
1st Quarter Points	42	vs. LAL	23-Feb	16	vs. NYK	16-Nov
2nd Quarter Points	40		Twice	16	at MEM	9-Feb
3rd Quarter Points	41		Twice	15	vs. ORL	12-Feb
4th Quarter Points	41	vs. NYK	16-Nov	16	at LAL	21-Dec
1st Half Points	76*	at PHX	5-Apr	39	at SAS	3-Nov
2nd Half Points	81	vs. CLE	9-Jan	39	at LAL	21-Dec
2nd Half Points w/ OT	80	at DAL	18-Mar	50	at PHX	5-Apr
Overtime Points	19	at DAL	18-Mar	9	at PHX	5-Apr

*Denotes Number of Overtime Periods

OPPONENTS - TEAM HIGHS & LOWS

	Highs			Low		
Total Points	147	at GSW	16-Jan	85	at MEM	21-Jan
Field Goals Made	53	vs. TOR	8-Mar	33	at MEM	21-Jan
Field Goals Att.	109	at SAC	7-Apr	78		Twice
Field Goal %	.590	vs. LAC	3-Dec	.375	at MEM	21-Jan
3-Pt. Field Goals Made	24	at GSW	16-Jan	5	vs. LAC	23-Oct
3-Pt. Field Goals Att.	56	at HOU	29-Jan	19	vs. MEM	7-Dec
Free Throws Made	32	at DAL	26-Dec	8		4 Times
Free Throws Att.	38	at DAL	26-Dec	9		Twice
Free Throw %	.955	at ORL	12-Feb	.522	at WAS	24-Nov
Offensive Rebounds	22	vs. MIA	16-Dec	5		Twice
Defense Rebounds	47		3 Times	22	vs. CLE	9-Jan
Total Rebounds	65	at ORL	20-Mar	31	vs. CLE	9-Jan
Assists	39	at GSW	31-Oct	15	vs. NYK	16-Nov
Steals	17	at PHX	1-Mar	3		Twice
Turnovers	23	vs. LAL	23-Feb	7		3 Times
Blocked Shots	14	at WAS	24-Nov	0	vs. SAS	19-Nov
1st Quarter Points	43	at GSW	31-Oct	18	vs. GSW	9-Apr
2nd Quarter Points	42	at POR	18-Jan	21	at MEM	9-Feb
3rd Quarter Points	45	vs. MIL	12-Mar	17	at CHI	6-Feb
4th Quarter Points	39	vs. SAC	19-Oct	17		3 Times
1st Half Points	77	vs. LAC	3-Dec	41	at MEM	9-Feb
2nd Half Points	81	at GSW	16-Jan	35	at MEM	21-Jan
2nd Half Points w/OT	72*	vs. PHX	16-Mar	66*	at DAL	18-Mar
Overtime Points	16*		Twice	15*	at DAL	18-Mar

*- Denotes Number of Overtime Periods



NEW ORLEANS - INDIVIDUAL HIGHS

Total Points	48	Anthony Davis	vs. DAL	28-Dec
Minutes	43	Anthony Davis/Ian Clark*		Twice
Field Goals Made	20	Anthony Davis/Julius Randle		Twice
Field Goals Attempted	34	Anthony Davis(2x)/Julius Randle		3 Times
3-Point Field Goals Made	7	Ian Clark	at SAC	7-Apr
3-Point Field Goals Attempted	15	Ian Clark	at SAC	7-Apr
Free Throws Made	20	Anthony Davis	vs. DEN	17-Nov
Free Throws Attempted	21	Anthony Davis	vs. DEN	17-Nov
Offensive Rebounds	8	Anthony Davis		Twice
Defensive Rebounds	21	Anthony Davis	at BKN	2-Jan
Total Rebounds	26	Anthony Davis	at BKN	2-Jan
Assists	16*	Elfrid Payton		Twice
Steals	6	E'Twaun Moore	at WAS	24-Nov
Turnovers	9	Jrue Holiday	at DET	9-Dec
Blocked Shots	6	J. Okafor/J. Holiday/C. Wood		3 Times

*Denotes Number of Overtime Periods

OPPONENTS - INDIVIDUAL HIGHS

Total Points	44	Russell Westbrook	vs. OKC	14-Feb
Minutes	45	Bradley Beal	at WAS	24-Nov
Field Goals Made	18	Russell Westbrook	vs. OKC	14-Feb
Field Goals Attempted	32	James Harden	at HOU	29-Jan
3-Point Field Goals Made	9	Stephen Curry	at GSW	16-Jan
3-Point Field Goals Attempted	18	James Harden	at HOU	29-Jan
Free Throws Made	14	James Harden	vs. HOU	29-Dec
Free Throws Attempted	18*	Devin Booker	vs. PHX	16-Mar
Offensive Rebounds	11	Andre Drummond	at DET	9-Dec
Defensive Rebounds	18	Karl-Anthony Towns	at MIN	12-Jan
Total Rebounds	27	Karl-Anthony Towns	at MIN	12-Jan
Assists	16	R. Westbrook/R. Rondo		Twice
Steals	5	J. Murray/K. Irving/C. Paul		3 Times
Turnovers	8	Donovan Mitchell	vs. UTA	6-Mar
Blocked Shots	7	Dragan Bender	at PHX	5-Apr

*Denotes Number of Overtime Periods

WON'T BOW DOWN

NEW ORLEANS - TOP TEAM PERFORMANCES

Points

149	vs. Sacramento	19-Oct-18
140	vs. San Antonio	19-Nov-18
	vs. Cleveland	9-Jan-19
	at Golden State	16-Jan-19

Rebounds

64	vs. Washington	28-Nov-18
58	at Sacramento	23-Dec-18
57	vs. Phoenix*	16-Mar-19
56	vs. Oklahoma City	12-Dec-18

FG Percentage

.589	vs. Sacramento	(56-95)	19-Oct-18
.580	at Cleveland	(47-81)	5-Jan-19
.578	vs. San Antonio	(59-102)	19-Nov-18

Assists

36	at Houston	17-Oct-18
	vs. Dallas	5-Dec-18
	at Golden State	16-Jan-19
35	vs. Sacramento	19-Oct-18
	vs. Oklahoma City	14-Feb-19

Steals

15	vs. Philadelphia	25-Feb-19
14	vs. Oklahoma City	12-Dec-18
	vs. L.A. Lakers	23-Feb-19
13	Done Three Times	

FT Percentage

1.000	at San Antonio	(12-12)	2-Feb-19
	at Atlanta	(8-8)	10-Mar-19
	vs. Sacramento	(14-14)	28-Mar-19
.964	vs. Minnesota	(27-28)	8-Feb-19
.931	vs. Boston	(27-29)	26-Nov-18

NEW ORLEANS - TOP INDIVIDUAL PERFORMANCES

Points

48	Anthony Davis	vs. Dallas	28-Dec-18
46	Anthony Davis	at L.A. Clippers	14-Jan-19
45	Julius Randle	vs. Portland	15-Mar-19
44	Anthony Davis	vs. Oklahoma City	12-Dec-18

Rebounds

26	Anthony Davis	at Brooklyn	2-Jan-19
20	Anthony Davis	at Toronto	12-Nov-18
	Anthony Davis	at L.A. Lakers	21-Dec-18
19	Anthony Davis	at Charlotte	2-Dec-18

Assists

16	Elfrid Payton	vs. Phoenix	16-Mar-19
	Elfrid Payton	vs. Portland	15-Mar-19
14	Done Three Times		

OPPONENTS - TOP TEAM PERFORMANCES

Points

147	at Golden State	16-Jan-19
138	vs. Phoenix*	16-Mar-19
133	at Phoenix*	5-Apr-19
132	Done Twice	

Rebounds

65	at Orlando	20-Mar-19
58	vs. Orlando	12-Feb-19
	vs. Philadelphia	25-Feb-19
	vs. Golden State	9-Apr-19
57	Done Three Times	

FG Percentage

.590	vs. L.A. Clippers	(49-83)	3-Dec-18
.567	at Washington	(51-90)	24-Nov-18
.543	vs. L.A. Lakers	(44-81)	23-Feb-19
.535	vs. Toronto	(53-99)	8-Mar-19

Assists

39	at Golden State	31-Oct-18
37	at L.A. Lakers	27-Feb-19
35	at Utah	4-Mar-19
34	at L.A. Clippers	14-Jan-19

Steals

17	at Phoenix	1-Mar-19
16	vs. L.A. Lakers	31-Mar-19
15	at Oklahoma City	5-Nov-18
14	Done Three Times	

FT Percentage

.955	vs. Orlando	(21-22)	12-Feb-19
.950	vs. Phoenix	(19-20)	10-Nov-18
.923	vs. Oklahoma City	(12-13)	14-Feb-19
.913	at Denver	(21-23)	29-Oct-18

OPPONENTS- TOP INDIVIDUAL PERFORMANCES

Points

44	Russell Westbrook	at Oklahoma City	14-Feb-19
41	Stephen Curry	at Golden State	16-Jan-19
	James Harden	vs. Houston	29-Dec-18
40	Devin Booker	vs. Phoenix	16-Mar-19

Rebounds

27	Karl-Anthony Towns	at Minnesota	12-Jan-19
19	Andre Drummond	at Detroit	9-Dec-18
	Joel Embiid	at Philadelphia	21-Nov-18
	Rudy Gobert	at Utah	4-Mar-19

Assists

16	Rajon Rondo	at L.A. Lakers	27-Feb-19
	Russell Westbrook	at Oklahoma City	24-Jan-19
14	Draymond Green	at Golden State	16-Jan-19
	LeBron James	at L.A. Lakers	21-Dec-18
	Jeff Teague	at Minnesota	14-Nov-18

*Denotes Number of Overtime Periods

WON'T BOW DOWN

DIVISION RECORDS

	Record	Home	Road	OT
OVERALL	33-49	19-22	14-27	1-2
Atlantic	3-7	2-3	1-4	
Central	5-5	2-3	3-2	
Southeast	2-8	1-4	1-4	
EASTERN	10-20	5-10	5-10	
Southwest	8-8	4-4	4-4	1-0
Northwest	7-11	5-4	2-7	
Pacific	8-10	5-4	3-6	0-2
WESTERN	23-29	14-12	9-17	1-2

WIN/LOSS MARGINS

Margins	1	2	3	4	5	6	7	8	9	10	11	12	13	14	15
Won:	0	2	2	4	4	0	1	2	3	2	0	0	1	2	0
Lost:	2	2	2	4	6	6	3	2	2	4	0	3	2	1	1

Margins	16	17	18	19	20	21	22	23	24	25	26	27	28	29	30
Won:	2	0	0	2	3	1	0	0	0	0	0	1	0	0	0
Lost:	1	2	0	0	0	1	0	3	0	0	0	0	1	0	1

Margins	31	32	33	34	35	36	37	38	39	40	41	42	43	44	45+
Won:	0	0	0	0	1	0	0	0	0	0	0	0	0	0	0
Lost:	0	0	0	0	0	0	0	0	0	0	0	0	0	0	0

TEAM WINNING & LOSING STREAKS

	Overall	Home	Road
Longest Winning	4	5	3
Longest Losing	6	8	6

TEAM RECORD WHEN...

Equal or outrebound opponent	28-21
Bench equals or outscores opponent bench	11-19
Lead at halftime	20-13
Tied at halftime	2-2
Trail at halftime	11-34
Lead or tied after third	28-7
Trail after third	5-42
Shoot equal or better than opponent	25-14
Outshot by opponent	8-35
Grab 50 or more rebounds	16-12
Grab 40 or more rebounds	33-45
Grab less than 40 rebounds	0-4
Shoot more free throws than opponent	18-15
Shoot equal or fewer free throws than opponent	15-34
Commit more turnovers than opponent	18-31
Commit equal or fewer turnovers	15-18

MONTHLY RECORD

	Won	Lost
Oct.	4	3
Nov.	7	9
Dec.	6	9
Jan.	6	8
Feb.	4	7
Mar.	5	10
Apr.	1	3

HOME ATTENDANCE

Games	41
Total	656,183
Average	16,004
High	18,626
Sellouts	14

SCORING

	-100	100+	110+	120+
New Orleans	0-8	33-41	31-25	31-10
Opponents	5-2	28-47	24-37	8-33

SHOOTING

	-40%	40-49%	50-59%	60%+
New Orleans	0-4	14-42	19-3	0-0
Opponents	3-0	27-37	3-12	0-0

BACK-TO-BACK GAMES

1st	2nd	Won 2	Lost 2
8-5	3-10	2	4

Offense	Overall Games	Record	Home Games	Record	Road Games	Record
+100	74	33-41	36	19-17	38	14-24
<100 points:	8	0-8	5	0-5	3	0-3
Defense						
+100	75	28-47	37	16-21	38	12-26
<100 points:	7	5-2	4	3-1	3	2-1

SCORING BY QUARTER

	1st	2nd	1st Half	3rd	4th	2nd Half	OT	Total
New Orleans	2,328	2,459	4,787	2,354	2,283	4,637	35	9,459
Average	28.4	30.0	58.4	28.7	27.8	56.5	8.8	115.4
Opponents	2,536	2,456	4,992	2,318	2,218	4,536	47	9,575
Average	30.9	30.0	60.9	28.3	27.0	55.3	11.8	116.8

STARTERS/BENCH SCORING

	Points	Average	Percentage
Starters	6,714	81.8	71.0
Bench	2,745	33.5	29.0

STARTERS/BENCH SCORING HIGHS & LOWS

	High		Low		
Starters	116	at Brooklyn	2-Jan-19	43	at Orlando
Bench	87	at Phoenix	1-Mar-19	5	at Minnesota
					at Brooklyn
					2-Jan-19



PLAYER	MINUTES	FIELD GOALS	FREE THROWS	OFFENSIVE	- REBOUNDS - DEFENSIVE	TOTAL	ASSISTS	STEALS	TURNOVERS	BLOCKS	POINTS
DAIRIS BERTANS	26C APR. 9 vs G.S.	2C (4) APR. 7 at Sac.	0C	1C (2) MAR. 20 at Orl.	2C APR. 7 at Sac.	2C (2) APR. 7 at Sac.	2C (4) APR. 9 vs. G.S.	1C MAR. 31 vs LA-L	1C (2) MAR. 20 at Orl.	0C	6C (3) APR. 7 at Sac.
IAN CLARK	40C APR. 5 at Phoe.	11 APR. 7 at Sac.	4 MAR. 26 vs Atl.	2 (2) APR. 7 at Sac.	6 APR. 3 vs Cha.	6 APR. 3 vs Cha.	5 (2) MAR. 8 vs Tor.	3T FEB. 23 vs LA-L	7C MAR. 31 vs LA-L	2 APR. 7 at Sac.	31 APR. 7 at Sac.
ANTHONY DAVIS	43 DEC. 28 vs Dall.	20 DEC. 28 vs Dall.	20 NOV. 17 vs Den.	8 NOV. 12 at Tor.	21C JAN. 2 at Brk.	26C JAN. 2 at Brk.	9C DEC. 5 vs Dall.	5 NOV. 21 at Phil.	6 NOV. 21 at Phil.	5 (6) DEC. 9 at Det.	48 DEC. 28 vs Dall.
CHEICK DIALLO	29 APR. 7 at Sac.	8 (2) MAR. 8 vs Tor.	6C FEB. 22 at Ind.	4 (2) MAR. 18 at Dall.	14C FEB. 22 at Ind.	18C FEB. 22 at Ind.	5C APR. 9 vs G.S.	3T DEC. 5 vs Dall.	3T(5) APR. 7 at Sac.	3T(2) MAR. 15 vs Port.	18 (2) FEB. 23 vs LA-L
SOLOMON HILL	37 JAN. 24 at OKC.	5 (2) APR. 7 at Sac.	4 DEC. 12 vs OKC.	3 (4) DEC. 23 at Sac.	7 DEC. 9 at Det.	8 DEC. 9 at Det.	4 (2) APR. 9 vs G.S.	4T OCT. 23 vs LA-C	3 APR. 5 at Phoe.	1 (10) APR. 7 at Sac.	14 (2) MAR. 31 vs LA-L
JRUE HOLIDAY	42 (3) DEC. 29 vs Hou.	14 (2) JAN. 23 vs Det.	10C FEB. 8 vs Minn.	4T(2) DEC. 28 vs Dall.	9T(3) FEB. 4 vs Ind.	12C FEB. 4 vs Ind.	14 (3) DEC. 3 vs LA-C	4 (4) JAN. 24 at OKC.	9T DEC. 9 at Det.	6C JAN. 29 at Hou.	37 DEC. 9 at Det.
FRANK JACKSON	42C FEB. 2 at S.A.	10C(2) MAR. 10 at Atl.	8C MAR. 26 vs Atl.	4C FEB. 6 at Chi.	7C MAR. 2 at Den.	7C(2) MAR. 2 at Den.	6C MAR. 24 vs Hou.	2C(5) MAR. 4 at Utah	3C(3) MAR. 12 vs Milw.	1C(2) MAR. 18 at Dall.	25C FEB. 2 at S.A.
STANLEY JOHNSON Det.-N.O.	35 OCT. 30 at Bos.	8 (3) DEC. 17 vs Milw.	5 NOV. 27 vs N.Y.	3T(4) DEC. 5 at Milw.	11C OCT. 31 at Brk.	12C OCT. 31 at Brk.	4 (4) MAR. 28 vs Sac.	3 (4) MAR. 8 vs Tor.	6C OCT. 30 at Bos.	3 NOV. 27 vs N.Y.	22 NOV. 9 at Atl.
DARIUS MILLER	40 JAN. 29 at Hou.	8T JAN. 24 at OKC.	4 (3) MAR. 12 vs Milw.	2T MAR. 4 at Utah	7 JAN. 24 at OKC.	7 JAN. 24 at OKC.	7C MAR. 10 at Atl.	3 (2) JAN. 29 at Hou.	4C MAR. 18 at Dall.	4C JAN. 14 at LA-C	21T(2) JAN. 24 at OKC.
ETWAUN MOORE	39 OCT. 31 at G.S.	13 (3) NOV. 21 at Phil.	6T MAR. 1 at Phoe.	3 (2) OCT. 31 at G.S.	6 (2) JAN. 23 vs Det.	7 DEC. 29 vs Hou.	6 DEC. 5 vs Dall.	6C NOV. 24 at Wash.	5 OCT. 29 at Den.	1 (8) FEB. 12 vs Orl.	31 NOV. 14 at Minn.
JAHLIL OKAFOR	38 APR. 9 vs G.S.	15C APR. 9 vs G.S.	5 (3) MAR. 16 vs Phoe.	6 APR. 7 at Sac.	11T(2) FEB. 4 vs Ind.	15 JAN. 26 vs S.A.	4 FEB. 2 at S.A.	2 (2) APR. 9 vs G.S.	5 JAN. 23 vs Det.	6C JAN. 23 vs Det.	30 APR. 9 vs G.S.
ELFRID PAYTON	43C APR. 5 at Phoe.	10 (2) APR. 7 at Sac.	7 MAR. 18 at Dall.	7C MAR. 16 vs Phoe.	14C MAR. 12 vs Milw.	15C MAR. 12 vs Milw.	16C(2) MAR. 16 vs Phoe.	3 (4) MAR. 1 at Phoe.	6 (3) APR. 7 at Sac.	3T APR. 7 at Sac.	26 APR. 7 at Sac.
JULIUS RANDLE	42C MAR. 15 vs Port.	20C MAR. 15 vs Port.	11C(3) FEB. 27 at LA-L	7 NOV. 10 vs Phoe.	16 DEC. 5 vs Dall.	18 DEC. 5 vs Dall.	10 NOV. 19 vs S.A.	3 (3) FEB. 25 vs Phil.	7T(3) MAR. 15 vs Port.	3 MAR. 15 vs Port.	45C MAR. 15 vs Port.
KENRICH WILLIAMS	40C MAR. 18 at Dall.	8C JAN. 30 vs Den.	3C FEB. 8 vs Minn.	6C FEB. 9 at Mem.	11C JAN. 29 at Hou.	16C JAN. 29 at Hou.	7C FEB. 9 at Mem.	5C(2) APR. 9 vs G.S.	3C(4) APR. 7 at Sac.	2C(5) APR. 7 at Sac.	21C JAN. 30 vs Den.
CHRISTIAN WOOD Mil.-N.O.	34C APR. 9 vs G.S.	11C MAR. 28 vs Sac.	8C MAR. 26 vs Atl.	3 APR. 7 at Sac.	10C(2) APR. 9 vs G.S.	12C APR. 9 vs G.S.	3C APR. 3 vs Cha.	3C(2) MAR. 28 vs Sac.	6C APR. 3 vs Cha.	6C MAR. 26 vs Atl.	26C APR. 9 vs G.S.
PELICANS High Games	265 (3) APR. 5 at Phoe.	59 NOV. 19 vs S.A.	36 JAN. 9 vs Clev.	20 (3) DEC. 28 vs Dall.	47 NOV. 28 vs Wash.	64 NOV. 28 vs Wash.	36 (3) JAN. 16 at G.S.	15 FEB. 25 vs Phil.	25 MAR. 1 at Phoe.	11 (2) APR. 7 at Sac.	149 OCT. 19 vs Sac.
PELICANS Low Games	240 (79) APR. 9 vs G.S.	34 (2) FEB. 9 at Mem.	4 JAN. 23 vs Det.	5 (5) MAR. 31 vs LA-L	25 DEC. 3 vs LA-C	35 DEC. 3 vs LA-C	17 MAR. 6 vs Utah	1 FEB. 6 at Chi.	7 (2) JAN. 14 at LA-C	0 MAR. 8 vs Tor.	88 FEB. 12 vs Orl.
OPPONENTS High Games	265 (3) APR. 5 at Phoe.	53 MAR. 8 vs Tor.	32 DEC. 26 at Dall.	22 DEC. 16 vs Miami	47 (3) APR. 9 vs G.S.	65 MAR. 20 at Orl.	39 OCT. 31 at G.S.	17 MAR. 1 at Phoe.	23 FEB. 23 vs LA-L	13 DEC. 26 at Dall.	147 JAN. 16 at G.S.
OPPONENTS Low Games	240 (79) APR. 9 vs G.S.	33 JAN. 21 at Mem.	8 (4) MAR. 24 vs Hou.	5 (2) MAR. 12 vs Milw.	22 JAN. 9 vs Clev.	31 JAN. 9 vs Clev.	15 NOV. 16 vs N.Y.	3 (2) MAR. 4 at Utah	6 APR. 7 at Sac.	0 NOV. 19 vs S.A.	85 JAN. 21 at Mem.

"C" indicates a new career-high, "T" a tied career-high.

Numbers in parentheses indicate the number of games in which a player or team has reached a given total (if more than one).

LEADERSHIP

	Leadership (ties)*			Points			Reb 10+	Ast 10+	Double-Doubles		
	Pts	Reb	Ast	10+	20+	30+			Pt/Ast	Pt/Reb	20/10
Dairis Bertans											
Trevon Bluiett											
Ian Clark	1		1	19	3	1					
Anthony Davis	27	33	4	54	40	20	37			37	31
Cheick Diallo	1	8		16			13			10	
Tim Frazier		2	12	6				3	2		
Andrew Harrison											
Solomon Hill				4							
Jrue Holiday	17	1	39	65	37	5	3	15	15	3	9
Frank Jackson	4		1	22	4						
Stanley Johnson	1		1	4							
Wesley Johnson				1							
Darius Miller			1	26	3						
Nikola Mirotic	3	8		27	10	2	12			11	4
E'Twaun Moore	5			31	8	3					
Jahlil Okafor	2	5		20	6	1	7			6	5
Elfrid Payton		6	24	24	4		7	13	10	6	2
Julius Randle	27	21	4	70	45	11	32	1	1	30	25
Jason Smith											
Kenrich Williams		6	1	9	1		4			1	
Christian Wood		3		6	4		2			2	1

* leaderships include ties

GAMES MISSED

Player	G	Reason			
Dairis Bertans	4	Personal	Jahlil Okafor	2	Inactive (Coach's Decision)
	1	Right Ankle Sprain		3	Left Ankle Sprain
Trevon Bluiett	4	Inactive (Coach's Decision)	Julius Randle	7	Right Ankle Sprain
	48	G League Transfer			
	29	Right Thumb Surgery			
Ian Clark	2	Right Ankle Sprain	Jason Smith	7	Inactive (Coach's Decision)
Anthony Davis	3	Right Elbow Sprain	Elfrid Payton	18	Right Ankle Sprain
	1	Right Hip Strain		22	Left Finger Fracture
	1	GI Illness			
	8	Left Index Finger Sprain			
	1	Coach's Decision			
	3	Rest			
	8	Back Spasms			
	1	Personal			
Cheick Diallo	7	Inactive (Coach's Decision)	Kenrich Williams	23	Inactive (Coach's Decision)
	1	Right Ankle Sprain		5	G League Assignment
Tim Frazier	1	Inactive (Coach's Decision)	Christian Wood	1	Personal
Andrew Harrison	7	Inactive (Coach's Decision)			
Solomon Hill	1	Inactive (Coach's Decision)			
Jrue Holiday	15	Lower Abdominal Strain			
Frank Jackson	2	Right Ankle Sprain			
	4	G League Assignment			
	6	Concussion			
Stanley Johnson	3	Left Ankle Contusion			
Wesley Johnson	1	Inactive (Coach's Decision)			
Darius Miller	4	Right Quad Contusion			
	1	GI Illness			
	3	Right Ankle Sprain			
	5	Left Adductor Strain			
Nikola Mirotic	2	Right Ankle Sprain			
	2	Illness			
	12	Right Ankle			
	7	Right Calf Strain			
E'Twaun Moore	1	Left Tibial Contusion			
	2	Lower Leg Strain			
	21	Left Quadriceps Contusion			
	3	Rest			
	2	Rest - Return From Injury Mgmt. (Thigh)			
Total Games Missed	315				
Injury/Illness Only	192				

TEAM HISTORY



WON'T BOW DOWN

FRANCHISE YEAR-BY-YEAR

Season	Coach	Regular Season			Conference Finish	NBA Playoffs		
		W	L	Pct.		W	L	Pct.
2002-03	Paul Silas	47	35	.573	5th/Eastern	2	4	.333
2003-04	Tim Floyd	41	41	.500	5th/Eastern	3	4	.429
2004-05	Byron Scott	18	64	.220	15th/Western	--	--	---
2005-06	Byron Scott	38	44	.463	10th/Western	--	--	---
2006-07	Byron Scott	39	43	.476	10th/Western	--	--	---
2007-08	Byron Scott	56	26	.683	2nd/Western	7	5	.583
2008-09	Byron Scott	49	33	.598	7th/Western	1	4	.200
2009-10	Byron Scott, 3-6 Jeff Bower, 34-39	37	45	.451	11th/Western	--	--	--
2010-11	Monty Williams	46	36	.561	7th/Western	2	4	.333
2011-12	Monty Williams	21	45	.318	15th/Western	--	--	--
2012-13	Monty Williams	27	55	.329	14th/Western	--	--	--
2013-14	Monty Williams	34	48	.415	12th/Western	--	--	--
2014-15	Monty Williams	45	37	.549	8th/Western	0	4	.000
2015-16	Alvin Gentry	30	52	.366	12th/Western	--	--	--
2016-17	Alvin Gentry	34	48	.415	10th/Western	--	--	--
2017-18	Alvin Gentry	48	34	.585	6th/Western	5	4	.556
2018-19	Alvin Gentry	33	49	.402	13th/Western	--	--	--
Totals		643	735	.467		20	29	.408

FRANCHISE ALL-TIME HEAD COACHES

Name	Tenure	Games	Won	Lost	Pct.
Paul Silas	2002-03	82	47	35	.573
Tim Floyd	2003-04	82	41	41	.500
Byron Scott	2004-05 thru 2009-10	419	203	216	.484
Jeff Bower	2009-10	73	34	39	.466
Monty Williams	2010-11 thru 2014-15	394	173	221	.439
Alvin Gentry	2015-16 thru Present	328	145	183	.442

FRANCHISE ALL-TIME
BASKETBALL EXECUTIVES

Name	Title	Year
Bob Bass	Executive Vice President of Basketball Operations	2002-03
Bob Bass	Executive VP of Basketball Operations/General Manager	2003-04
Allan Bristow	General Manager	2004-05
Jeff Bower	General Manager	2005-10
Dell Demps	Sr. VP of Basketball Operations and General Manager	2010-19
David Griffin	Executive VP of Basketball Operations	2019-Present

FRANCHISE ALL-TIME ASSISTANT COACHES

Name	Tenure	Name	Tenure
Randy Ayers	2010-15	Michael Malone	2010-11
James Borrego	2010-12	Jamelle McMillan	2016-18, 2019-Present
Jeff Bower	2003-04	David Miller	2005-07
Joe Boylan	2018-Present	Robert Pack	2009-10, 2015-17
Jeff Bzdelik	2019-Present	Charlie Parker	2006-10
Jim Clemons	2004-06	Mike Penberthy	2017-19
Bob Donewald Jr.	2002-03	Paul Pressey	2007-10
Darren Erman	2015-19	Michael Ruffin	2019-Present
Chris Finch	2017-Present	Stephen Silas	2002-03
Tim Floyd	2009-10	Jan van Breda Kolff	2003-04
Bryan Gates	2010-15	Elvis Valcarcel	2016-18
Kenny Gattison	2003-09	Fred Vinson	2010-Present
Alvin Gentry	2003-04	Darrell Walker	2004-08
Dave Hanners	2011-15	Phil Weber	2015-17
Kevin Hanson	2013-19	Rob Werdann	2009-10
Brian Hill	2002-03		

2017-18 ROSTER & STATS

RECORD: 48-34

WEST: 27-25

EAST: 21-9

DIVISION: 9-7

HOME: 24-17

ROAD: 24-17

OVERTIME: 7-2

Head Coach: Alvin Gentry, Appalachian State

Associate Head Coach: Darren Erman, Emory University

Assistant Coaches: Chris Finch, Franklin & Marshall College;

Kevin Hanson, San Diego; Fred Vinson, Georgia Tech;

Jamelle McMillan, Arizona State; Mike Penberthy, The Master's College

Athletic Trainer: Duane Brooks, Florida A&M

2017-18 FINAL STATISTICS

PLAYER	G	GS	MIN	FG	FGA	PCT	3FG	3FGA	PCT	FT	FTA	PCT	OFF	DEF	TOT	AST	PF	DO	STL	TO	BLK	PTS	AVG
Anthony Davis	75	75	2727	780	1462	.534	55	162	.340	495	598	.828	187	645	832	174	159	2	115	162	193	2110	28.1
DeMarcus Cousins	48	48	1737	406	864	.470	104	294	.354	294	394	.746	105	512	617	257	183	0	79	242	76	1210	25.2
Jrue Holiday	81	81	2927	615	1244	.494	120	356	.337	187	238	.786	62	303	365	486	201	1	123	213	64	1537	19.0
Nikola Mirotic (TOT)	55	11	1494	306	684	.447	135	358	.377	112	137	.818	59	346	405	80	108	0	44	62	39	859	15.6
Nikola Mirotic (NO)	30	11	872	163	382	.427	66	197	.335	47	58	.810	41	205	246	41	63	0	29	31	26	439	14.6
E'Twaun Moore	82	80	2586	423	832	.508	128	301	.425	48	68	.706	57	181	238	187	182	0	79	102	12	1022	12.5
Mike James (TOT)	36	10	686	123	321	.385	26	98	.265	64	84	.762	13	77	90	126	48	0	28	49	7	336	9.3
Mike James (NO)	4	0	18	2	9	.222	0	1	.000	0	0	---	0	1	6	3	0	1	1	0	4	1.0	
Rajon Rondo	65	63	1705	231	494	.468	50	150	.333	25	46	.543	31	232	263	533	119	0	70	151	10	537	8.3
Darius Miller	82	3	1944	216	487	.444	147	358	.411	58	67	.866	18	146	164	111	160	1	28	58	17	637	7.8
Ian Clark	74	2	1454	222	495	.448	62	195	.318	45	59	.763	10	117	127	110	120	0	33	57	10	551	7.4
Jordan Crawford	4	0	53	12	27	.444	8	14	.571	1	1	1.000	2	2	4	13	7	0	1	5	1	33	6.6
Jameer Nelson	43	0	898	84	205	.410	40	110	.364	13	17	.765	11	85	96	156	67	0	23	56	3	221	5.1
Dante Cunningham	51	24	1115	99	225	.440	35	108	.324	20	36	.556	50	143	193	26	75	1	27	16	16	253	5.0
Cheick Diallo	52	0	581	102	176	.580	0	0	---	50	66	.758	47	164	211	19	82	0	11	28	21	254	4.9
Tony Allen	22	0	273	44	91	.484	4	12	.333	11	21	.524	20	27	47	9	49	0	11	19	3	103	4.7
Emeka Okafor	26	19	353	48	95	.505	0	1	---	18	22	.818	47	73	120	8	30	0	8	13	25	114	4.4
Walt Lemon	5	0	35	7	16	.438	1	1	1.000	2	3	.667	0	2	2	5	5	0	0	4	1	17	3.4
Solomon Hill	12	1	187	11	41	.268	4	21	.190	3	6	.500	9	27	36	22	22	0	7	9	1	29	2.4
DeAndre Ugigins (TOT)	58	4	1233	40	106	.377	19	53	.358	2	5	.400	7	68	75	48	81	0	37	20	14	101	1.7
DeAndre Ugigins (NO)	27	3	244	18	41	.439	8	17	.471	0	0	---	2	24	26	21	20	0	10	7	4	44	1.6
Larry Drew (TOT)	10	0	70	7	24	.292	3	9	.333	0	0	---	3	0	3	10	6	0	0	3	0	17	1.7
Larry Drew (NO)	7	0	55	6	17	.353	3	6	.500	0	0	---	2	0	2	8	4	0	0	2	0	15	2.1
Omer Asik	14	0	121	7	16	.438	0	0	---	4	12	.333	7	30	37	2	14	0	1	5	2	18	1.3
Jalen Jones	4	0	19	1	4	.250	1	1	1.000	2	2	1.000	0	3	3	0	2	0	0	0	0	5	1.3
Josh Smith	3	0	12	1	4	.250	0	0	---	0	0	---	3	1	4	0	3	0	0	0	0	2	0.7
Charles Cooke	13	0	38	2	14	.143	1	8	.125	1	2	.500	0	2	2	1	0	0	1	1	0	6	0.5
PELICANS	82	-	19955	3500	7241	.483	837	2312	.362	1324	1716	.772	712	2924	3636	2195	1570	5	657	1223	485	9161	111.7
OPPONENTS	82	-	19955	3423	7539	.454	891	2509	.355	1317	1679	.784	887	2843	3730	1947	1669	14	670	1186	344	9054	110.4

GAME-BY-GAME

Date	H/A	W/L	Opp	NOP/Opp	Record	Date	H/A	W/L	Opp	NOP/Opp	Record	Date	H/A	W/L	Opp	NOP/Opp	Record
10/18	A	L	MEM	91-103	0-1	12/13	H	W	MIL	115-108	15-14	2/14	H	W	LAL	139-117	31-26
10/20	H	L	GSW	120-128	0-2	12/15	A	L	DEN	111-117*	15-15	2/23	H	W	MIA	124-123*	32-26
10/22	A	W	LAL	119-112	1-2	12/19	A	L	WAS	106-116	15-16	2/24	A	W	MIL	123-121*	33-26
10/24	A	L	POR	93-103	1-3	12/22	A	W	ORL	111-97	16-16	2/26	H	W	PHX	125-116	34-26
10/26	A	W	SAC	114-106	2-3	12/23	A	W	MIA	109-94	17-16	2/28	A	W	SAS	121-116	35-26
10/28	H	W	CLE	123-101	3-3	12/27	H	W	BKN	128-113	18-16	3/4	A	W	DAL	126-109	36-26
10/30	H	L	ORL	99-115	3-4	12/29	H	L	DAL	120-128	18-17	3/6	A	W	LAC	121-116	37-26
1/1	H	L	MIN	98-104	3-5	12/30	H	L	NYK	103-105	18-18	3/7	A	W	SAC	114-101	38-26
1/3	A	W	DAL	99-94	4-5	1/3	A	W	UTA	108-98	19-18	3/9	H	L	WAS	97-116	38-27
1/4	A	W	CHI	96-90*	5-5	1/6	A	L	MIN	98-116	19-19	3/11	H	L	UTA	99-116	38-28
1/7	A	W	IND	117-112	6-5	1/8	H	W	DET	112-109	20-19	3/13	H	W	CHA	119-115	39-28
1/9	A	L	TOR	118-122	6-6	1/10	A	L	MEM	102-105	20-20	3/15	A	L	SAS	95-98	39-29
1/11	H	W	LAC	111-103	7-6	1/12	H	W	POR	119-113	21-20	3/17	H	L	HOU	101-107	39-30
1/13	H	W	ATL	106-105	8-6	1/14	A	W	NYK	123-118*	22-20	3/18	H	W	BOS	108-89	40-30
1/15	H	L	TOR	116-125	8-7	1/16	A	W	BOS	116-113*	23-20	3/20	H	W	DAL	115-105	41-30
1/17	A	L	DEN	114-146	8-8	1/17	A	L	ATL	93-94	23-21	3/21	H	W	IND	96-92	42-30
1/20	H	W	OKC	114-107	9-8	1/20	H	W	MEM	111-104	24-21	3/22	H	W	LAL	128-125	43-30
1/22	H	W	SAS	107-90	10-8	1/22	H	W	CHI	132-128**	25-21	3/24	A	L	HOU	91-114	43-31
1/24	A	W	PHX	115-91	11-8	1/24	A	W	CHA	101-96	26-21	3/27	H	L	POR	103-107	43-32
1/25	A	L	GSW	95-110	11-9	1/26	H	W	HOU	115-113	27-21	3/30	A	L	CLE	102-107	43-33
1/29	H	L	MIN	102-120	11-10	1/28	H	L	LAC	103-112	27-22	4/1	H	L	OKC	104-109	43-34
1/31	A	L	UTA	108-114	11-11	1/30	H	L	SAC	103-114	27-23	4/4	H	W	MEM	123-95	44-34
1/31	A	W	POR	123-116	12-11	2/2	A	W	OKC	114-100	28-23	4/6	A	W	PHX	122-103	45-34
1/24	H	L	GSW	115-125	12-12	2/3	A	L	MIN	107-118	28-24	4/7	A	W	GSW	126-120	46-34
1/26	H	W	DEN	123-114	13-12	2/5	H	L	UTA	109-133	28-25	4/9	A	W	LAC	113-100	47-34
1/28	H	L	SAC	109-116*	13-13	2/9	A	L	PHI	82-100	28-26	4/11	H	W	SAS	122-98	48-34
1/30	H	W	PHI	131-124	14-13	2/10	A	W	BKN	138-128**	29-26						
1/31	A	L	HOU	123-130	14-14	2/12	A	W	DET	118-103	30-26						

* - overtime

2016-17 ROSTER & STATS

RECORD: 34-48

WEST: 20-32

EAST: 14-16

DIVISION: 6-10

HOME: 21-20

ROAD: 13-28

OVERTIME: 3-5

Head Coach: Alvin Gentry, Appalachian State

Associate Head Coach: Darren Ercan, Emory University

Assistant Coaches: Robert Pack, USC; Phil Weber, N.C. State; Fred Vinson, Georgia Tech; Kevin Hanson, San Diego; Jamelle McMillan, Arizona State; Elvis Valcarcel, Rutgers

Athletic Trainer: Duane Brooks, Florida A&M

2016-17 FINAL STATISTICS

PLAYER	G	GS	MIN	FG	FGA	PCT	3FG	3FGA	PCT	FT	FTA	PCT	OFF	DEF	TOT	AST	PF	DQ	STL	TO	BLK	PTS	AVG
Anthony Davis	75	75	2708	770	1526	.505	40	134	.299	519	647	.802	172	712	884	157	168	0	94	181	167	2099	28.0
DeMarcus Cousins(TOT)	72	72	2465	647	1432	.452	131	363	.361	517	670	.772	152	642	794	332	278	7	100	269	93	1942	27.0
DeMarcus Cousins(NO)	17	17	574	142	314	.452	36	96	.375	94	121	.777	37	174	211	66	75	3	25	62	19	414	24.4
Jrue Holiday	67	61	2190	405	893	.454	100	281	.356	119	168	.708	46	218	264	488	133	0	100	194	44	1029	15.1
Jordan Crawford	19	0	442	105	218	.482	37	95	.389	20	26	.769	4	30	34	57	30	0	11	25	2	267	14.1
Omri Casspi	1	0	24	5	9	.556	2	4	.500	0	0	---	1	1	2	0	3	0	0	2	0	12	12.0
Terrence Jones	51	12	1264	231	489	.472	19	75	.253	103	170	.606	65	238	303	59	67	1	39	48	53	584	11.5
Lance Stephenson	6	0	162	26	55	.473	1	10	.100	5	8	.625	3	15	18	29	18	0	2	1	1	58	9.7
E'Twaun Moore	73	22	1820	283	619	.458	77	208	.370	57	74	.770	33	119	152	164	131	0	50	62	32	700	9.6
Tyreke Evans	26	0	474	91	227	.401	21	70	.300	45	58	.776	6	80	86	91	41	0	23	39	4	248	9.5
Langston Galloway	55	0	1120	165	441	.374	101	268	.377	40	52	.769	20	101	121	65	76	0	40	28	5	471	8.6
Buddy Hield	57	37	1161	185	471	.393	89	241	.369	29	33	.879	19	147	166	77	81	0	18	48	7	488	8.6
Tim Frazier	65	35	1525	163	404	.403	40	128	.313	98	129	.760	34	139	173	335	133	1	56	101	6	464	7.1
Solomon Hill	80	71	2374	183	478	.383	94	270	.348	103	128	.805	51	256	307	141	182	0	72	82	32	563	7.0
Dante Cunningham	66	35	1649	174	359	.485	71	181	.392	16	27	.593	56	221	277	37	100	0	39	28	28	435	6.6
Quinn Cook(TOT)	14	0	187	33	66	.500	11	26	.423	2	5	.400	1	6	7	26	13	0	4	13	0	79	5.6
Quinn Cook(NO)	9	0	111	22	41	.537	6	12	.500	2	3	.667	1	3	4	14	7	0	3	5	0	52	5.8
Wayne Selden	3	3	47	5	8	.625	4	7	.571	2	4	.500	0	5	5	1	6	0	2	3	0	16	5.3
Alexis Ajinca	39	15	584	89	178	.500	0	4	.000	29	40	.725	46	131	177	12	77	0	20	31	22	207	5.3
Hollis Thompson(TOT)	40	9	752	77	200	.385	32	95	.337	19	29	.655	19	93	112	35	69	0	20	11	6	205	5.1
Hollis Thompson(NO)	9	8	191	11	41	.268	6	24	.250	6	9	.667	4	24	28	9	14	0	6	2	0	34	3.8
Cheick Diallo	17	0	199	36	76	.474	0	1	---	15	21	.714	23	50	73	4	17	0	4	7	7	87	5.1
Archie Goodwin	3	0	30	2	5	.400	1	2	.500	10	10	1.000	0	0	0	1	1	0	0	0	1	15	5.0
Reggie Williams	6	0	79	8	23	.348	5	11	.455	6	7	.857	2	4	6	4	2	0	3	0	0	27	4.5
Donatas Motiejunas	34	0	479	57	138	.413	11	47	.234	25	49	.510	26	75	101	32	55	0	18	31	11	150	4.4
Anthony Brown	9	0	143	14	41	.341	6	24	.250	0	0	---	6	20	26	6	13	0	5	1	1	34	3.8
Jarrett Jack	2	0	33	2	3	.667	0	1	.000	2	2	1.000	0	0	0	5	4	0	2	3	0	6	3.0
Axel Toupane(TOT)	4	0	47	5	9	.556	1	4	.250	0	0	---	0	1	1	0	6	0	1	0	1	11	2.8
Axel Toupane(NO)	2	0	41	5	8	.625	1	3	.333	0	0	---	0	1	1	0	5	0	1	0	1	11	5.5
Omer Asik	31	19	482	31	65	.477	0	0	---	23	39	.590	48	115	163	15	51	0	5	14	10	85	2.7
PELICANS	82	-	19905	3210	7130	.450	768	2196	.350	1568	1825	.750	703	2879	3582	1869	1490	5	638	1054	453	8556	104.3
OPPONENTS	82	-	19905	3286	7299	.450	863	2445	.353	1293	1697	.762	872	3091	3963	1921	1581	10	603	1144	348	8728	106.4

GAME-BY-GAME

Date	H/A	W/L	Opp	NOP/OPP	Record
10/26	H	L	DEN	102-107	0-1
10/28	H	L	GSW	114-122	0-2
10/29	A	L	SAS	79-98	0-3
11/1	H	L	MIL	113-117	0-4
11/2	A	L	MEM	83-89*	0-5
11/4	H	L	PHX	111-112*	0-6
11/7	A	L	GSW	106-116	0-7
11/8	A	L	SAC	94-102	0-8
11/10	A	W	MIL	112-106	1-8
11/12	H	L	LAL	99-126	1-9
11/14	H	W	BOS	106-105	2-9
11/16	A	L	ORL	82-89	2-10
11/18	H	W	POR	113-101	3-10
11/19	H	W	CHA	121-116*	4-10
11/22	A	W	ATL	112-94	5-10
11/23	H	W	MIN	117-96	6-10
11/25	A	L	POR	104-119	6-11
11/27	A	L	DAL	81-91	6-12
11/29	H	W	LAL	105-88	7-12
12/2	H	L	LAC	96-114	7-13
12/4	A	L	OKC	92-101	7-14
12/5	H	L	MEM	108-110**	7-15
12/8	H	L	PHI	88-99	7-16
12/10	A	L	LAC	105-133	7-17
12/11	A	W	PHX	120-119*	8-17
12/13	H	L	GSW	109-115	8-18
12/15	H	W	IND	108-93	9-18
12/16	A	L	HOU	100-122	9-19

Date	H/A	W/L	Opp	NOP/OPP	Record
12/18	A	L	SAS	100-113	9-20
12/20	A	W	PHI	108-93	10-20
12/21	H	L	OKC	110-121	10-21
12/23	H	W	MIA	91-87	11-21
12/26	H	W	DAL	111-104	12-21
12/28	H	W	LAC	102-98	13-21
12/30	H	W	NYK	104-92	14-21
1/2	A	L	CLE	82-90	14-22
1/5	H	L	ATL	94-99	14-23
1/7	A	L	BOS	118-117	14-24
1/9	A	W	NYK	110-96	15-24
1/12	A	W	BKN	104-95	16-24
1/14	A	L	CHI	99-107	16-25
1/16	A	L	IND	95-98	16-26
1/18	H	W	ORL	118-98	17-26
1/20	H	L	BKN	114-143	17-27
1/23	H	W	CLE	124-122	18-27
1/25	H	L	OKC	105-114	18-28
1/27	H	W	SAS	119-103	19-28
1/29	H	L	WAS	94-107	19-29
1/31	A	L	TOR	106-108*	19-30
2/1	A	L	DET	98-118	19-31
2/4	A	L	WAS	91-105	19-32
2/6	H	W	PHX	111-106	20-32
2/8	H	L	UTA	94-127	20-33
2/10	A	W	MIN	122-106	21-33
2/12	A	L	SAC	99-105	21-34
2/13	A	W	PHX	110-108	22-34

Date	H/A	W/L	Opp	NOP/OPP	Record
2/15	A	W	MEM	95-91	23-34
2/23	H	L	HOU	99-129	23-35
2/25	A	L	DAL	83-96	23-36
2/26	A	L	OKC	110-118	23-37
3/1	H	W	DET	109-86	24-37
3/3	H	L	SAS	98-101*	24-38
3/5	A	W	LAL	105-97	25-38
3/6	A	L	UTA	83-88	25-39
3/8	H	L	TOR	87-94	25-40
3/11	A	W	CHA	125-122*	26-40
3/14	H	W	POR	100-77	27-40
3/15	A	L	MIA	112-120	27-41
3/17	H	W	HOU	128-112	28-41
3/19	H	W	MIN	123-109	29-41
3/21	H	W	MEM	95-82	30-41
3/24	A	L	HOU	107-117	30-42
3/26	A	W	DEN	115-90	31-42
3/27	A	L	UTA	100-108	31-43
3/29	H	W	DAL	121-118	32-43
3/31	H	W	SAC	117-89	33-43
4/2	H	L	CHI	110-117	33-44
4/4	H	L	DEN	131-134	33-45
4/7	A	L	DEN	106-122	33-46
4/8	A	L	GSW	101-123	33-47
4/11	A	L	LAL	96-108	33-48
4/12	A	W	POR	103-100	34-48

* - overtime

WON'T BOW DOWN

2015-16 ROSTER & STATS

RECORD: 30-52

WEST: 20-32

EAST: 10-20

DIVISION: 4-12

HOME: 21-20

ROAD: 9-32

OVERTIME: 1-3

Head Coach: Alvin Gentry, Appalachian State

Associate Head Coach: Darren Erman, Emory University

Assistant Coaches: Robert Pack, USC; Phil Weber, N.C. State; Fred Vinson, Georgia Tech; Kevin Hanson, San Diego

Special Assistant to the Head Coach: Elvis Valcarcel, Rutgers

Player Development Coach: Jamelle McMillan, Arizona State

Athletic Trainer: Duane Brooks, Florida A&M

2015-16 FINAL STATISTICS

PLAYER	G	GS	MIN	FG	FGA	PCT	3FG	3FGA	PCT	FT	FTA	PCT	OFF	DEF	TOT	AST	PF	DQ	STL	TO	BLK	PTS	AVG
Anthony Davis	61	61	2164	560	1136	.493	35	108	.324	326	430	.758	130	497	627	116	148	0	78	121	125	1481	24.3
Ryan Anderson	66	7	2008	397	929	.427	131	358	.366	199	228	.873	131	265	396	73	109	0	38	90	25	1124	17.0
Jrue Holiday	65	23	1831	410	935	.439	87	259	.336	182	216	.845	27	168	195	391	148	1	88	167	22	1089	16.8
Eric Gordon	45	44	1481	231	552	.418	113	294	.384	111	125	.888	10	89	99	121	98	0	43	73	14	686	15.2
Tyreke Evans	25	25	765	136	314	.433	33	85	.388	74	93	.796	20	109	129	164	66	0	32	73	8	379	15.2
Jordan Hamilton	11	4	304	49	116	.422	13	46	.283	14	21	.667	12	50	62	25	24	0	8	17	3	125	11.4
Norris Cole	45	23	1198	196	484	.405	33	102	.324	52	65	.800	10	141	151	167	102	0	37	75	5	477	10.6
Ish Smith	27	3	617	98	228	.430	10	33	.303	33	43	.767	14	78	92	154	38	0	24	45	6	239	8.9
Toney Douglas	61	18	1262	183	445	.411	81	203	.399	84	99	.848	25	118	143	157	131	1	70	64	5	531	8.7
James Ennis (TOT)	22	5	329	54	113	.478	26	58	.448	25	34	.735	21	21	42	21	28	1	16	19	5	159	7.2
James Ennis (NO)	9	5	282	50	100	.500	24	50	.480	19	24	.792	17	18	35	18	26	1	12	17	3	143	15.9
Luke Babbitt	47	13	845	122	289	.422	44	109	.404	39	50	.780	25	123	148	53	90	0	11	23	7	327	7.0
Dante Cunningham	80	46	1971	186	412	.451	55	174	.316	57	82	.695	57	179	236	77	173	1	42	41	33	484	6.1
Alexis Ajinca	59	17	861	150	315	.476	0	1	.000	52	62	.839	75	194	269	31	134	0	19	54	36	352	6.0
Bryce Dejean-Jones	14	11	279	28	69	.406	12	32	.375	11	21	.524	8	40	48	15	17	0	10	11	2	79	5.6
Tim Frazier (TOT)	51	2	741	96	229	.419	16	48	.333	53	74	.716	26	84	110	162	73	0	33	65	2	261	5.1
Tim Frazier (NO)	16	1	469	76	169	.450	13	31	.419	45	59	.763	15	56	71	120	42	0	23	38	1	210	13.1
Alonzo Gee	73	38	1632	132	255	.518	17	60	.283	44	66	.667	60	185	245	72	169	2	63	55	13	325	4.5
Omer Asik	68	64	1178	104	195	.533	0	0	----	61	112	.545	120	294	414	26	124	0	21	60	23	269	4.0
O. Johnson (TOT)	7	1	102	9	34	.265	2	10	.200	6	8	.750	4	11	15	2	9	0	3	4	3	26	3.7
O. Johnson (NO)	5	1	54	4	17	.235	1	5	.200	1	2	.500	1	5	6	2	4	0	1	3	0	10	2.0
Kendrick Perkins	37	5	542	40	75	.533	0	0	----	11	25	.440	25	103	128	31	64	0	11	41	11	91	2.5
Jimmer Fredette	4	0	13	1	4	.250	0	1	.000	0	0	----	0	0	0	1	1	0	1	1	0	2	0.5
Nate Robinson	2	1	23	0	1	.000	0	1	.000	0	0	----	0	0	0	4	5	0	1	0	0	0	0.0
PELICANS	82	-	19780	3153	7040	.448	702	1952	.360	1415	1823	.776	782	2712	3494	1818	1713	6	633	1102	342	8423	102.7
OPPONENTS	82	-	19780	3218	6877	.468	754	2043	.369	1544	1972	.783	730	2912	3642	1899	1630	6	602	1127	423	8734	106.5

GAME-BY-GAME

Date	H/A	W/L	Opp	NOP/Opp	Record
10/27	A	L	GSW	95-111	0-1
10/28	A	L	POR	94-112	0-2
10/31	H	L	ORL	120-134	0-3
11/3	H	L	GSW	94-103	0-4
11/6	H	L	ATL	115-121	0-5
11/7	A	L	DAL	98-107	0-6
11/10	H	W	DAL	120-105	1-6
11/11	A	L	ATL	98-106	1-7
11/13	A	L	TOR	81-100	1-8
11/15	A	L	NYK	87-95	1-9
11/17	H	L	DEN	98-115	1-10
11/18	A	L	OKC	105-110	1-11
11/20	H	W	SAS	104-90	2-11
11/22	H	W	PHX	122-116	3-11
11/25	A	W	PHX	120-114	4-11
11/27	A	L	LAC	90-111	4-12
11/28	A	L	UTA	87-101	4-13
12/1	H	L	MEM	104-113	4-14
12/2	A	H	WOL	101-108	4-15
12/4	H	W	CLE	114-108*	5-15
12/7	H	L	BOS	93-111	5-16
12/11	H	W	WAS	107-105	6-16
12/12	A	L	CHI	94-98	6-17
12/14	A	L	POR	101-105	6-18
12/16	A	W	UTA	104-94	7-18
12/18	A	L	PHX	88-104	7-19
12/20	A	W	DEN	130-125	8-19
12/23	H	W	POR	115-89	9-19

Date	H/A	W/L	Opp	NOP/Opp	Record
12/25	A	L	MIA	88-94*	9-20
12/26	H	W	HOU	110-108	10-20
12/28	A	L	ORL	89-104	10-21
12/31	H	L	LAC	89-95	10-22
1/2	A	W	DAL	105-98	11-22
1/6	H	L	DAL	91-100	11-23
1/8	H	L	IND	86-91	11-24
1/10	A	L	LAC	111-114*	11-25
1/12	A	L	LAL	91-95	11-26
1/13	A	W	SAC	109-97	12-26
1/15	H	W	CHA	109-107	13-26
1/18	A	L	MEM	99-101	13-27
1/19	H	W	MIN	114-99	14-27
1/21	H	W	DET	115-99	15-27
1/23	H	W	MIL	116-99	16-27
1/27	H	L	HOU	111-112	16-28
1/28	H	W	SAC	114-105	17-28
1/30	H	W	BKN	105-103	18-28
2/1	H	L	MEM	95-110	18-29
2/3	A	L	SAS	97-110	18-30
2/4	H	L	LAL	96-99	18-31
2/6	A	L	CLE	84-99	18-32
2/8	A	W	MIN	116-102	19-32
2/10	H	W	UTA	100-96	20-32
2/11	A	L	OKC	95-121	20-33
2/19	H	W	PHI	121-114	21-33
2/21	A	W	DET	111-106	22-33
2/23	A	L	WAS	89-109	22-34

Date	H/A	W/L	Opp	NOP/Opp	Record
2/25	H	W	OKC	123-119	23-34
2/27	H	L	MIN	110-112	23-35
3/2	A	L	HOU	95-100	23-36
3/3	H	L	SAS	86-94	23-37
3/5	H	L	UTA	94-106	23-38
3/7	H	W	SAC	115-112	24-38
3/9	A	L	CHA	113-122	24-39
3/11	A	L	MEM	114-121*	24-40
3/12	A	L	MIL	92-103	24-41
3/14	A	L	GSW	107-125	24-42
3/16	A	W	SAC	123-108	25-42
3/18	H	L	POR	112-117	25-43
3/20	H	W	LAC	109-105	26-43
3/22	H	L	MIA	99-113	26-44
3/24	A	L	IND	84-92	26-45
3/26	H	L	TOR	91-115	26-46
3/28	H	W	NYK	99-91	27-46
3/30	A	L	SAS	92-100	27-47
3/31	H	W	DEN	101-95	28-47
4/3	A	W	BKN	106-87	29-47
4/5	A	L	PHI	93-107	29-48
4/6	A	L	BOS	97-104	29-49
4/8	H	W	LAL	110-102	30-49
4/9	H	L	PHX	100-121	30-50
4/11	H	L	CHI	116-121	30-51
4/13	A	L	MIN	109-144	30-52

* - overtime

WON'T BOW DOWN

2014-15 ROSTER & STATS

RECORD: 45-37

WEST: 29-23

EAST: 16-14

DIVISION: 8-8

HOME: 28-13

ROAD: 17-24

OVERTIME: 0-3

Head Coach: Monty Williams, Notre Dame

Lead Assistant Coach: Randy Ayers, Miami (Ohio)

Assistant Coaches: Dave Hanners, North Carolina; Bryan Gates, Boise State;

Fred Vinson, Georgia Tech

Athletic Trainer: Duane Brooks, Florida A&M

2014-15 FINAL STATISTICS

PLAYER	G	GS	MIN	FG	FGA	PCT	3FG	3FGA	PCT	FT	FTA	PCT	OFF	DEF	TOT	AST	PF	DO	STL	TO	BLK	PTS	AVG
Anthony Davis	68	68	2455	642	1199	.535	1	12	.083	371	461	.805	173	523	696	149	141	0	100	95	200	1656	24.4
Tyreke Evans	76	76	2690	521	1165	.447	69	227	.304	202	291	.694	82	334	416	521	198	3	100	246	37	1313	16.6
Jrue Holiday	40	37	1303	238	534	.446	51	135	.378	65	76	.855	32	103	135	274	110	1	63	91	23	592	14.8
Ryan Anderson	61	5	1675	291	729	.399	122	359	.340	129	151	.854	108	187	295	55	113	1	33	62	20	833	13.7
Eric Gordon	61	60	2018	285	694	.411	141	315	.448	107	133	.805	28	131	159	229	145	0	50	122	14	818	13.4
Norris Cole (NO)	28	2	683	112	252	.444	28	74	.378	26	35	.743	1	50	51	90	49	1	15	41	7	278	9.9
Omer Asik	76	76	1982	213	412	.517	0	0	---	131	225	.582	244	504	748	72	144	0	29	95	54	557	7.3
Quincy Pondexter (NO)	45	28	1253	140	312	.449	74	171	.433	50	66	.758	33	105	138	66	103	0	14	41	19	404	9.0
Austin Rivers	35	3	772	86	222	.387	14	50	.280	53	71	.746	12	56	68	87	65	0	18	30	7	239	6.8
Alexis Ajinxa	68	8	957	181	329	.550	0	0	---	81	99	.818	104	211	315	47	151	0	21	69	51	443	6.5
Dante Cunningham	66	27	1652	155	339	.457	1	10	.100	29	47	.617	70	186	256	50	101	0	46	35	37	340	5.2
Toney Douglas	12	0	177	19	51	.373	5	18	.278	8	13	.615	2	20	22	24	20	0	11	10	4	51	4.3
Luke Babbitt	63	19	830	92	192	.479	59	115	.513	13	19	.684	12	99	111	24	63	0	17	26	11	256	4.1
Jimmer Fredette	50	0	509	63	166	.380	9	48	.188	43	45	.956	8	32	40	58	43	0	15	33	2	178	3.6
Elliott Williams (NO)	8	0	77	8	24	.333	3	11	.273	0	2	.000	0	5	5	8	11	0	2	0	0	19	2.4
Jeff Withey	37	0	259	32	64	.500	0	0	---	34	50	.680	23	41	64	11	26	0	4	12	18	98	2.6
John Salmons	21	0	270	16	48	.333	8	26	.308	2	4	.500	4	17	21	13	25	0	9	5	4	42	2.0
Nate Wolters (NO)	10	0	105	8	26	.308	0	2	.000	1	2	.500	6	12	18	11	7	0	3	10	2	17	1.7
Gal Mekel (NO)	4	0	43	3	20	.150	0	3	.000	0	0	---	0	1	1	13	1	0	2	2	0	6	1.5
Russ Smith	6	0	29	2	10	.200	1	6	.167	0	0	---	0	3	3	2	6	0	0	7	0	5	0.8
Darius Miller	5	1	43	1	7	.143	0	1	.000	0	0	---	0	1	1	2	8	0	1	0	2	0.4	
PELICANS	82	--	19780	3108	6795	.457	586	1583	.370	1345	1790	.751	942	2621	3563	1806	1560	6	553	1087	510	8147	99.4
OPPONENTS	82	--	19780	3108	6814	.456	537	1605	.335	1329	1751	.759	870	2537	3407	1700	1533	4	555	1003	475	8082	98.6

GAME-BY-GAME

Date	H/A	W/L	Opp	NOP/Opp	Record
10/28	H	W	ORL	101-84	1-0
11/1	H	L	DAL	104-109	1-1
11/3	A	L	MEM	81-93	1-2
11/4	H	W	CHA	100-91	2-2
11/8	A	W	SAS	100-99	3-2
11/10	A	L	CLE	111-118	3-3
11/12	H	W	LAL	109-102	4-3
11/14	H	W	MIN	139-91	5-3
11/17	A	L	POR	93-102	5-4
11/18	A	W	SAC	106-100	6-4
11/21	A	L	DEN	97-117	6-5
11/22	A	W	UTA	106-94	7-5
11/25	H	L	SAC	89-99	7-6
11/28	A	L	ATL	91-100	7-7
11/29	A	L	WAS	80-83	7-8
12/2	H	W	OKC	112-104	8-8
12/4	A	L	GSW	85-112	8-9
12/6	A	L	LAC	100-120	8-10
12/7	A	W	LAL	104-87	9-10
12/9	H	W	NYK	104-93	10-10
12/10	A	L	DAL	107-112	10-11
12/12	H	W	CLE	119-111	11-11
12/14	H	L	GSW	122-128*	11-12
12/16	H	W	UTA	119-111	12-12
12/18	A	W	HOU	99-90	13-12
12/20	H	L	POR	88-114	13-13
12/21	A	W	OKC	101-99	14-13
12/23	A	L	IND	84-96	14-14

Date	H/A	W/L	Opp	NOP/Opp	Record
12/26	H	W	SAS	97-90	15-14
12/27	A	L	CHI	100-107	15-15
12/30	H	W	PHX	110-106	16-15
12/31	A	L	SAS	93-95*	16-16
1/2	H	W	HOU	111-83	17-16
1/5	H	L	WAS	85-92	17-17
1/7	A	L	CHA	94-98	17-18
1/9	H	W	MIN	106-95	18-18
1/12	A	L	BOS	100-108	18-19
1/14	A	W	DET	105-94	19-19
1/16	A	L	PHI	81-96	19-20
1/18	A	W	TOR	95-95	20-20
1/19	A	L	NYK	92-99	20-21
1/21	H	W	LAL	96-80	21-21
1/23	A	W	MIN	92-84	22-21
1/25	H	W	DAL	109-106	23-21
1/26	H	W	PHI	99-74	24-21
1/28	H	L	DEN	85-93	24-22
1/30	H	W	LAC	108-103	25-22
2/2	H	W	ATL	115-100	26-22
2/4	H	L	OKC	91-102	26-23
2/6	A	W	OKC	116-113	27-23
2/7	H	L	CHI	72-107	27-24
2/9	H	L	UTA	96-100	27-25
2/11	H	L	IND	93-106	27-26
2/20	A	L	ORL	84-95	27-27
2/21	A	W	MIA	105-91	28-27
2/23	H	W	TOR	100-97	29-27

Date	H/A	W/L	Opp	NOP/Opp	Record
2/25	H	W	BKN	102-96	30-27
2/27	H	W	MIA	104-102	31-27
3/1	A	W	DEN	99-92	32-27
3/2	A	L	DAL	93-102	32-28
3/4	H	W	DET	88-85	33-28
3/6	H	L	BOS	98-104	33-29
3/7	H	W	MEM	95-89	34-29
3/9	A	W	MIL	114-103	35-29
3/10	A	W	BKN	111-91	36-29
3/15	H	L	DEN	111-118**	36-30
3/17	H	W	MIL	85-84	37-30
3/19	A	L	PHX	72-74	37-31
3/20	A	L	GSW	96-112	37-32
3/22	A	L	LAC	100-107	37-33
3/25	H	L	HOU	93-95	37-34
3/27	H	W	SAC	102-88	38-34
3/29	H	W	MIN	110-88	39-34
4/1	A	W	LAL	113-92	40-34
4/3	A	W	SAC	101-95	41-34
4/4	A	L	POR	90-99	41-35
4/7	H	W	GSW	103-100	42-35
4/8	A	L	MEM	74-110	42-36
4/10	H	W	PHX	90-75	43-36
4/12	A	L	HOU	114-121	43-37
4/13	A	W	MIN	100-88	44-37
4/15	H	W	SAS	108-103	45-37

* - overtime

2013-14 ROSTER & STATS

RECORD: 34-48

WEST: 15-37

EAST: 19-11

DIVISION: 12-12

HOME: 22-19

ROAD: 12-29

OVERTIME: 5-0

Head Coach: Monty Williams, Notre Dame

Lead Assistant Coach: Randy Ayers, Miami (Ohio)

Assistant Coaches: Dave Hanners, North Carolina; Bryan Gates, Boise State;

Fred Vinson, Georgia Tech

Trainer: Jon Ishop, Texas

2013-14 FINAL STATISTICS

PLAYER	G	GS	MIN	FG	FGA	PCT	3FG	3FGA	PCT	FT	FTA	PCT	OFF	DEF	TOT	AST	PF	DQ	STL	TO	BLK	PTS	AVG
Anthony Davis	67	66	2358	522	1005	519	2	9	.222	348	440	.791	207	466	673	105	200	1	89	109	189	1394	20.8
Ryan Anderson	22	14	795	155	354	438	67	164	.409	59	62	.952	66	76	142	17	47	0	10	20	7	436	19.8
Eric Gordon	64	64	2058	356	817	436	101	258	.391	175	223	.785	30	135	165	208	114	2	74	134	12	988	15.4
Tyreke Evans	72	22	2028	391	897	436	21	95	.221	239	310	.771	76	265	341	363	155	0	84	175	21	1042	14.5
Jrue Holiday	34	24	1144	203	454	447	30	77	.390	51	63	.810	28	114	142	268	92	0	56	105	12	487	14.3
Jason Smith	31	27	831	131	282	465	0	0	---	39	50	.780	51	130	181	29	100	3	11	28	29	301	9.7
Brian Roberts	72	42	1667	244	581	420	64	178	.360	125	133	.940	17	119	136	234	132	2	43	95	7	677	9.4
Anthony Morrow	76	9	1426	238	520	458	88	195	.451	72	87	.828	29	111	140	59	102	0	38	51	12	636	8.4
Austin Rivers	69	4	1339	192	474	405	36	99	.364	110	173	.636	26	103	129	160	134	0	45	77	9	530	7.7
Al-Farouq Aminu	80	65	2046	234	494	474	13	48	.271	91	137	.654	129	367	496	114	147	1	82	88	38	572	7.2
Luke Babbitt	27	2	474	60	154	390	36	95	.379	14	18	.778	18	70	88	29	52	0	7	15	11	170	6.3
Alexis Ajinca	56	30	951	136	249	546	0	1	.000	56	67	.836	94	183	277	40	187	3	23	63	46	328	5.9
James Southerland	3	0	28	5	12	.417	3	5	.600	1	2	.500	0	8	8	0	3	0	1	1	2	14	4.7
Darius Miller	45	7	723	73	166	440	25	77	.325	29	36	.806	9	43	52	43	88	0	24	22	9	200	4.4
Jeff Withey	58	4	685	69	129	535	0	1	.000	52	73	.712	49	101	150	26	73	0	15	20	50	190	3.3
Melvin Ely	2	0	28	3	6	.500	0	0	---	0	0	.000	0	1	1	0	5	0	0	0	1	6	3.0
Greg Stiemme	55	20	1007	70	122	574	0	1	.000	19	32	.594	72	154	226	36	169	3	35	44	57	159	2.9
Lou Amundson	18	0	184	16	32	500	0	0	---	6	24	.250	28	27	55	6	49	2	9	14	11	38	2.1
Lance Thomas	5	0	43	2	9	.222	0	0	---	2	4	.500	2	5	7	3	4	0	0	2	0	6	1.2
Arinze Onuaku	3	0	26	1	4	.250	0	0	---	1	2	.500	2	3	5	7	3	0	0	1	0	5	1.0
Josh Childress	4	0	24	0	0	.000	0	0	---	0	0	---	0	3	3	2	1	0	1	1	0	0	0.0
PELICANS	82	--	19855	3101	6761	459	486	1303	.373	1489	1936	.769	933	2486	4040	1745	1876	17	647	1129	523	8177	99.7
OPPONENTS	82	--	19855	3055	6567	465	652	1827	.357	1637	2176	.752	881	2538	4118	1845	1664	7	577	1185	504	8399	102.4

GAME-BY-GAME

Date	H/A	W/L	Opp	NOP/Opp	Record
10/30	H	L	IND	90-95	0-1
11/1	A	L	ORL	91-110	0-2
11/2	H	W	CHA	105-84	1-2
11/5	H	L	PHX	98-104	1-3
11/6	A	W	MEM	99-84	2-3
11/8	H	W	LAL	96-85	3-3
11/10	A	L	PHX	94-101	3-4
11/12	A	L	DAL	95-116	3-5
11/13	A	L	UTA	105-111	3-6
11/16	H	W	PHI	135-98	4-6
11/20	H	W	UTA	105-98	5-6
11/22	H	W	CLE	104-100	6-6
11/25	A	L	SAS	93-112	6-7
11/26	H	L	GSW	101-102	6-8
11/29	A	W	PHI	121-105	7-8
12/1	A	W	NYK	105-99	8-8
12/2	A	W	CHI	131-128**	9-8
12/4	H	L	DAL	97-100	9-9
12/6	H	L	OKC	95-109	9-10
12/11	H	W	DET	111-106*	10-10
12/13	H	W	MEM	104-98	11-10
12/15	A	L	DEN	93-102	11-11
12/17	A	L	GSW	93-104	11-12
12/18	A	L	LAC	95-108	11-13
12/21	A	L	POR	107-110	11-14
12/23	A	W	SAC	113-100	12-14
12/27	H	W	DEN	105-89	13-14
12/28	A	L	HOU	98-107	13-15

Date	H/A	W/L	Opp	NOP/Opp	Record
12/30	H	W	POR	110-108	14-15
1/1	A	L	MIN	112-124	14-16
1/3	A	W	BOS	95-92	15-16
1/4	A	L	IND	82-99	15-17
1/7	A	L	MIA	88-107	15-18
1/8	H	L	WAS	96-102	15-19
1/10	H	L	DAL	90-107	15-20
1/11	A	L	DAL	107-110	15-21
1/13	H	L	SAS	95-101	15-22
1/15	H	L	HOU	100-103	15-23
1/18	H	L	GSW	87-97	15-24
1/20	A	W	MEM	95-92	16-24
1/21	H	L	SAC	97-114	16-25
1/24	A	W	DET	103-102	17-25
1/26	H	W	ORL	100-92	18-25
1/28	A	W	CLE	100-89	19-25
1/29	A	L	MIN	77-88	19-26
2/1	H	W	CHI	88-79	20-26
2/3	H	L	SAS	95-102	20-27
2/5	H	W	ATL	105-100	21-27
2/7	H	W	MIN	98-91	22-27
2/9	A	L	BKN	81-95	22-28
2/10	A	L	TOR	101-107	22-29
2/12	A	W	MIL	102-98	23-29
2/19	H	L	NYK	91-98	23-30
2/21	A	L	CHA	87-90	23-31
2/22	A	L	WAS	93-94	23-32
2/24	H	L	LAC	110-123	23-33

Date	H/A	W/L	Opp	NOP/Opp	Record
2/26	A	L	DAL	89-108	23-34
2/28	A	L	PHX	104-116	23-35
3/1	A	L	LAC	76-108	23-36
3/3	A	L	SAC	89-96	23-37
3/4	A	W	LAL	132-125	24-37
3/7	H	W	MIL	112-104	25-37
3/9	H	W	DEN	111-107*	26-37
3/12	H	L	MEM	88-90	26-38
3/14	H	L	POR	103-111	26-39
3/16	H	W	BOS	121-120*	27-39
3/19	H	L	TOR	100-107	27-40
3/21	A	W	ATL	111-105	28-40
3/22	H	W	MIA	105-95	29-40
3/24	H	W	BKN	109-104*	30-40
3/26	H	W	LAC	98-96	31-40
3/28	H	W	UTA	102-95	32-40
3/29	A	L	SAS	80-96	32-41
3/31	H	L	SAC	97-102	32-42
4/2	A	L	DEN	107-137	32-43
4/4	A	L	UTA	96-100	32-44
4/6	A	L	POR	94-100	32-45
4/9	H	L	PHX	88-94	32-46
4/11	A	L	OKC	94-116	32-47
4/12	A	L	HOU	104-111	32-48
4/14	H	W	OKC	101-89	33-48
4/16	H	W	HOU	105-100	34-48

* - overtime

2012-13 ROSTER & STATS

RECORD: 27-55

WEST: 15-37

EAST: 12-18

DIVISION: 3-11

HOME: 16-25

ROAD: 11-30

OVERTIME: 1-3

Head Coach: Monty Williams, Notre Dame

Lead Assistant Coach: Randy Ayers, Miami (Ohio)

Assistant Coaches: Dave Hanners, North Carolina; Bryan Gates, Boise State; Fred Vinson, Georgia Tech

Trainer: Jon Ishop, Texas

2012-13 FINAL STATISTICS

PLAYER	G	GS	MIN	FG	FGA	PCT	3FG	3FGA	PCT	FT	FTA	PCT	OFF	DEF	TOT	AST	PF	DQ	STL	TO	BLK	PTS	AVG
Eric Gordon	42	40	1264	235	584	.402	56	173	.324	187	222	.842	10	67	77	157	75	1	45	117	8	713	17.0
Ryan Anderson	81	22	2503	472	1115	.423	213	557	.382	152	180	.844	191	328	519	97	179	2	42	97	31	1309	16.2
Greivis Vasquez	78	78	2685	438	1012	.433	83	243	.342	124	154	.805	43	294	337	704	190	0	66	247	6	1083	13.9
Anthony Davis	64	60	1846	349	676	.516	0	6	.000	169	225	.751	165	357	522	63	158	0	75	89	112	867	13.5
Robin Lopez	82	82	2136	384	719	.534	0	0	---	161	207	.778	226	236	462	64	167	1	32	110	128	929	11.3
Jason Smith	51	0	876	167	341	.490	0	4	.000	86	102	.843	64	122	186	34	123	0	15	55	45	420	8.2
Al-Farouq Aminu	76	71	2066	225	474	.475	4	19	.211	101	137	.737	139	446	585	103	153	0	92	116	51	555	7.3
Brian Roberts	78	5	1324	213	511	.417	59	153	.386	70	77	.909	17	80	97	219	108	0	37	71	3	555	7.1
Austin Rivers	61	26	1418	145	390	.372	28	86	.326	59	108	.546	16	93	109	127	122	0	26	74	9	377	6.2
Roger Mason	69	13	1219	132	305	.433	66	159	.415	39	43	.907	11	121	132	74	104	0	26	51	11	369	5.3
Hakim Warrick	1	0	7	1	2	.500	0	0	---	2	2	1.000	0	0	0	0	0	0	1	0	0	4	4.0
Xavier Henry	50	2	625	66	161	.410	4	11	.364	58	92	.630	21	69	90	13	72	0	16	31	5	194	3.9
Donald Sloan (NO)	3	0	6	0	0	---	0	0	---	0	0	---	0	0	0	1	0	0	0	1	0	0	0.0
Lance Thomas	59	9	646	53	106	.500	0	0	---	43	59	.729	44	71	115	17	78	0	11	14	7	149	2.5
Darius Miller	52	2	694	44	108	.407	22	56	.393	8	8	1.000	8	70	78	44	89	0	17	23	12	118	2.3
Dom McGuire	9	0	145	9	21	.429	0	0	---	1	2	.500	7	21	28	9	13	0	8	5	3	19	2.1
Henry Sims	2	0	5	2	3	.667	0	0	---	0	0	---	2	0	2	0	1	0	0	1	0	4	2.0
Lou Amundson (NO)	18	0	209	18	42	.429	0	0	---	8	16	.500	24	34	58	8	27	0	9	8	6	44	2.4
Terrell Harris (NO)	13	0	108	2	19	.105	0	7	.000	1	2	.500	0	17	17	7	14	0	2	13	3	5	0.4
NEW ORLEANS	82	--	19780	2955	6589	.448	535	1474	.363	1269	1636	.776	988	2426	3414	1721	1673	4	520	1193	440	7714	94.1
OPPONENTS	82	--	19780	3030	6435	.471	632	1688	.374	1339	1764	.759	835	2391	3226	1915	1534	6	648	1086	492	8031	97.9

GAME-BY-GAME

Date	H/A	W/L	Opp	NOH/Opp	Record
10/31	H	L	SAS	95-99	0-1
11/2	H	W	UTA	88-86	1-1
11/3	A	W	CHI	89-82	2-1
11/7	H	L	PHI	62-77	2-2
11/9	H	W	CHA	107-99	3-2
11/14	A	L	HOU	96-100	3-3
11/16	H	L	OKC	95-110	3-4
11/17	A	L	MIL	115-117	3-5
11/20	H	L	NYK	80-102	3-6
11/21	A	L	IND	107-115*	3-7
11/23	A	L	PHX	108-111*	3-8
11/25	A	L	DEN	84-102	3-9
11/26	A	W	LAC	105-98	4-9
11/28	H	L	UTA	84-96	4-10
12/1	H	L	OKC	79-100	4-11
12/3	H	W	MIL	102-81	5-11
12/5	H	L	LAL	105-87	5-12
12/7	H	L	MEM	89-96	5-13
12/8	A	L	MIA	90-106	5-14
12/11	H	L	WAS	77-107	5-15
12/12	A	L	OKC	88-92	5-16
12/14	H	L	MIN	102-115	5-17
12/16	A	L	POR	94-95	5-18
12/18	A	L	GSW	96-103	5-19
12/19	A	L	LAC	77-93	5-20
12/21	A	L	SAS	94-99	5-21
12/22	H	L	IND	75-81	5-22
12/26	A	W	ORL	97-94	6-22

Date	H/A	W/L	Opp	NOP/Opp	Record
12/28	H	L	TOR	97-104*	6-23
12/29	A	W	CHA	98-95	7-23
1/1	H	L	ATL	86-95	7-24
1/2	A	L	HOU	92-104	7-25
1/5	A	W	DAL	99-96*	8-25
1/7	H	W	SAS	95-88	9-25
1/9	H	W	HOU	88-79	10-25
1/11	H	W	MIN	104-92	11-25
1/13	A	L	NYK	87-100	11-26
1/15	A	W	PHI	111-99	12-26
1/16	A	W	BOS	90-78	13-26
1/19	H	L	GSW	112-116	13-27
1/21	H	W	SAC	114-105	14-27
1/23	A	L	SAS	102-106	14-28
1/25	H	L	HOU	82-100	14-29
1/27	A	W	MEM	91-83	15-29
1/29	A	L	LAL	106-11	15-30
1/30	A	L	UTA	99-104	15-31
2/1	A	L	DEN	88-113	15-32
2/2	A	L	MIN	86-115	15-33
2/6	H	W	PHX	93-84	16-33
2/8	A	W	ATL	111-100	17-33
2/10	A	L	TOR	89-102	17-34
2/11	A	W	DET	105-86	18-34
2/13	H	W	POR	99-63	19-34
2/19	H	L	CHI	87-96	19-35
2/20	A	L	CLE	100-105	19-36
2/22	H	L	DAL	100-104	19-37

Date	H/A	W/L	Opp	NOP/Opp	Record
2/24	H	W	SAC	110-95	20-37
2/26	H	L	BKN	97-101	20-38
2/27	A	L	OKC	74-119	20-39
3/1	H	W	DET	100-95	21-39
3/4	H	L	ORL	101-105	21-40
3/6	H	L	LAL	102-108	21-41
3/9	A	L	MEM	85-96	21-42
3/10	H	W	POR	98-96	22-42
3/12	A	L	BKN	98-108	22-43
3/15	A	L	WAS	87-96	22-44
3/17	A	L	MIN	95-97	22-45
3/18	H	L	GSW	72-93	22-46
3/20	H	W	BOS	87-86	23-46
3/22	H	W	MEM	90-83	24-46
3/25	H	W	DEN	110-86	25-46
3/27	H	L	LAC	91-105	25-47
3/29	H	L	MIA	89-108	25-48
3/31	H	W	CLE	112-92	26-48
4/3	A	L	GSW	88-98	26-49
4/5	A	L	UTA	83-95	26-50
4/7	A	W	PHX	95-92	27-50
4/9	A	L	LAL	96-104	27-51
4/10	A	L	SAC	110-121	27-52
4/12	H	L	LAC	95-96	27-53
4/14	H	L	DAL	89-107	27-54
4/17	A	L	DAL	87-99	27-55

* - overtime

WON'T BOW DOWN

2011-12 ROSTER & STATS

RECORD: 21-45

WEST: 14-34

EAST: 7-11

DIVISION: 3-11

HOME: 11-22

ROAD: 10-23

OVERTIME: 1-3

Head Coach: Monty Williams, Notre Dame

Lead Assistant Coach: Randy Ayers, Miami (Ohio)

Assistant Coaches: James Borrego, San Diego; Dave Hanners, North Carolina;

Bryan Gates, Boise State;

Fred Vinson, Georgia Tech

Trainer: Jon Ishop, Texas

2011-12 FINAL STATISTICS

PLAYER	G	GS	MIN	FG	FGA	PCT	3FG	3FGA	PCT	FT	FTA	PCT	OFF	DEF	TOT	AST	PF	DO	STL	TO	BLK	PTS	AVG
Eric Gordon	9	9	310	63	140	.450	10	40	.250	49	65	.754	2	23	25	31	20	0	13	24	4	185	20.6
Jarrett Jack	45	39	1530	266	583	.456	39	112	.348	129	148	.872	23	153	176	285	93	0	31	106	9	700	15.6
Chris Kaman	47	33	1372	266	597	.446	0	0	--	84	107	.785	89	275	364	101	106	0	25	129	77	616	13.1
Carl Landry	41	8	999	182	362	.503	0	3	.000	147	184	.799	78	136	214	38	89	0	13	64	12	511	12.5
Marco Belinelli	66	55	1966	286	686	.417	107	284	.377	101	129	.783	19	153	172	101	115	1	48	69	5	780	11.8
Trevor Ariza	41	41	1350	168	403	.417	29	87	.333	79	102	.775	41	174	215	135	73	0	69	76	25	444	10.8
Jason Smith	40	29	947	181	348	.520	1	9	.111	33	47	.702	72	124	196	34	102	0	21	40	41	396	9.9
Emeka Okafor	27	27	781	114	214	.533	0	0	--	38	74	.514	70	143	213	24	73	0	16	37	26	266	9.9
Greivis Vasquez	66	26	1706	225	523	.430	43	135	.319	96	117	.821	23	150	173	359	126	1	60	148	8	589	8.9
Jerome Dyson	9	1	180	19	48	.396	1	8	.125	28	36	.778	2	17	19	18	19	0	11	20	2	67	7.4
Al-Farouq Aminu	66	21	1477	150	365	.411	13	47	.277	86	114	.754	95	213	308	66	136	1	59	91	34	399	6.0
Gustavo Ayon	54	24	1088	140	261	.536	0	1	.000	39	63	.619	86	179	265	74	118	2	53	46	46	319	5.9
Xavier Henry (NO)	45	0	759	90	228	.395	7	17	.412	52	85	.612	24	82	106	35	59	0	26	35	8	239	5.3
Darryl Watkins	5	0	98	7	14	.500	0	0	--	9	18	.500	8	19	27	3	14	0	5	8	4	23	4.6
Dajuan Summers	15	6	209	28	65	.431	5	16	.313	7	9	.778	8	15	23	10	31	1	7	8	0	68	4.5
Donald Sloan	3	0	41	5	14	.357	0	2	.000	2	4	.500	2	1	3	8	2	0	2	5	0	12	4.0
Lance Thomas	42	10	630	57	126	.452	0	1	.000	52	62	.839	49	77	126	12	78	0	10	24	7	166	4.0
Solomon Jones(NO)	11	1	196	23	53	.434	0	0	--	15	18	.833	21	20	41	7	31	1	5	13	6	61	5.5
Caridell Johnson	15	0	119	11	35	.314	4	15	.267	1	3	.333	1	8	9	22	11	0	8	7	0	27	1.8
Chris Johnson (NO)	7	0	82	9	18	.500	0	0	--	5	7	.714	7	15	22	1	13	0	5	8	1	23	3.3
Trey Johnson	11	0	61	8	14	.571	0	0	--	5	5	1.000	3	9	12	4	10	0	1	5	0	21	1.9
Jeff Foote	4	0	39	2	6	.333	0	0	--	0	0	--	1	5	6	0	5	0	0	2	1	4	1.0
NEW ORLEANS	66	--	15940	2300	5103	.451	259	777	.333	1057	1397	.757	724	1991	2715	1368	1324	7	488	1024	316	5916	89.6
OPPONENTS	66	--	15940	2305	5188	.444	425	1342	.317	1129	1487	.759	731	1910	2641	1379	1235	4	523	915	380	6164	93.4

GAME-BY-GAME

Date	H/A	W/L	Opp	NOH/Opp	Record
12/26	A	W	PHO	85-84	1-0
12/28	H	W	BOS	97-78	2-0
12/30	H	L	PHO	78-93	2-1
1/1	A	L	SAC	80-96	2-2
1/2	A	L	UTA	90-94	2-3
1/4	H	L	PHI	93-101	2-4
1/6	H	L	DEN	88-96	2-5
1/7	A	L	DAL	81-96	2-6
1/9	A	W	DEN	94-81	3-7
1/11	H	L	OKC	85-95	3-8
1/13	H	L	MIN	80-87	3-9
1/14	A	L	MEM	99-108	3-10
1/16	H	L	POR	77-84	3-11
1/18	H	L	MEM	87-93	3-12
1/19	A	L	HOU	88-90*	3-13
1/21	H	L	DAL	81-83	3-14
1/23	H	L	SAS	102-104	3-15
1/25	A	L	OKC	91-101	3-16
1/27	H	W	ORL	95-67	4-16
1/29	H	L	ATL	72-94	4-17
1/30	A	L	MIA	95-109	4-18
2/1	H	L	PHO	103-120	4-19
2/2	A	L	SAS	81-93	4-20
2/4	A	L	DET	87-89	4-21
2/6	H	L	SAC	92-100	4-22
2/8	H	L	CHI	67-90	4-23
2/10	H	L	POR	86-94	4-24
2/13	H	W	UTA	86-80	5-24

Date	H/A	W/L	Opp	NOH/Opp	Record
2/15	A	W	MIL	92-89	6-24
2/17	A	W	NYK	89-85	7-24
2/20	A	L	OKC	93-101	7-25
2/21	A	L	IND	108-117*	7-26
2/22	A	W	CLE	89-84	8-26
2/28	A	L	CHI	95-99	8-27
2/29	H	L	TOR	84-95	8-28
3/2	H	W	DAL	97-92	9-28
3/3	H	L	IND	84-102	9-29
3/5	A	L	POR	74-86	9-30
3/7	A	L	SAC	98-99	9-31
3/9	A	L	DEN	97-110	9-32
3/10	A	W	MIN	95-89	10-32
3/12	H	L	CHA	71-73	10-33
3/14	H	L	LAL	101-107*	10-34
3/15	H	L	WAS	89-99	10-35
3/17	A	W	NUN	102-94	11-35
3/21	H	L	GSW	92-101	11-36
3/22	H	W	LAC	97-90	12-36
3/24	H	L	SAS	86-89	12-37
3/26	A	L	LAC	85-97	12-38
3/28	A	W	GSW	102-87	13-38
3/29	A	L	POR	93-99	13-39
3/31	A	L	LAL	85-88	13-40
4/1	A	L	PHO	75-92	13-41
4/4	H	W	DEN	94-92	14-41
4/6	A	L	SAS	103-128	14-42
4/7	H	W	MIN	99-90	15-42

Date	H/A	W/L	Opp	NOH/Opp	Record
4/9	H	L	LAL	91-93	15-43
4/11	H	W	SAC	105-96	16-43
4/13	H	W	UTA	96-85	17-43
4/15	H	W	MEM	88-75	18-43
4/16	A	W	CHA	75-67	19-43
4/19	H	W	HOU	105-99*	20-43
4/22	A	L	LAC	98-107	20-44
4/24	A	W	GSW	83-81	21-44
4/26	A	L	HOU	77-84	21-45

* - overtime

WON'T BOW DOWN

2010-11 ROSTER & STATS

RECORD: 46-36

WEST: 27-25

EAST: 19-11

DIVISION: 9-7

HOME: 28-13

ROAD: 18-23

OVERTIME: 4-2

Head Coach: Monty Williams, Notre Dame

Lead Assistant Coach: Michael Malone, Loyola (MD)

Assistant Coaches: Randy Ayers, Miami (Ohio); James Borrego, San Diego;

Bryan Gates, Boise State; Fred Vinson, Georgia Tech

Trainer: Jon Ishop, Texas

2010-11 FINAL STATISTICS

PLAYER	G	GS	MIN	FG	FGA	PCT	3FG	3FGA	PCT	FT	FTA	PCT	OFF	DEF	TOT	AST	PF	DO	STL	TO	BLK	PTS	AVG
David West	70	70	2451	528	1040	.508	2	9	.222	264	327	.807	155	374	529	164	202	1	67	142	62	1322	18.9
Chris Paul	80	80	2880	430	928	.463	71	183	.388	337	384	.878	38	289	327	782	196	0	188	177	5	1268	15.8
Carl Landry (NO)	23	10	602	107	203	.527	0	1	.000	58	73	.795	38	56	94	13	71	1	10	27	12	272	11.8
Trevor Ariza	75	75	2600	303	762	.398	82	271	.303	138	197	.701	61	347	408	162	180	0	120	118	31	826	11.0
Marco Belinelli	80	69	1957	302	691	.437	134	324	.414	98	125	.784	17	134	151	92	146	0	38	77	6	836	10.4
Emeka Okafor	72	72	2287	300	524	.573	0	1	.000	145	258	.562	230	454	684	42	230	4	40	119	127	745	10.3
Willie Green	77	13	1674	270	609	.443	54	155	.348	78	100	.780	22	139	161	74	143	0	36	67	13	672	8.7
Jarrett Jack (NO)	70	2	1375	212	515	.412	29	84	.345	142	168	.845	14	117	131	183	77	0	40	76	6	595	8.5
Marcus Thornton	46	0	745	137	334	.410	35	93	.376	50	66	.758	25	106	131	43	50	0	19	37	4	359	7.8
Peja Stojakovic	6	0	89	14	33	.424	11	25	.440	6	7	.875	0	6	6	6	2	0	2	4	0	45	7.5
Jerryd Bayless	11	0	149	17	49	.347	3	14	.214	13	17	.765	2	13	15	28	16	0	2	17	1	50	4.5
Jason Smith	77	6	1102	136	307	.443	0	2	.000	59	70	.843	89	152	241	36	150	0	26	53	32	331	4.3
Aaron Gray	41	6	531	56	99	.566	0	0	--	17	34	.500	59	112	171	16	96	2	11	32	12	129	3.1
Quincy Pondexter	66	6	734	73	180	.406	18	50	.360	24	34	.706	23	65	88	28	63	0	17	16	10	188	2.8
David Andersen (NO)	29	0	223	33	74	.446	5	13	.385	7	15	.467	12	38	50	6	29	0	2	14	6	78	2.7
Didier Ilunga-Mbenga	41	0	330	23	49	.469	0	0	--	13	18	.722	35	51	86	6	52	0	6	21	27	59	1.4
Sasha Pavlovic	4	1	50	2	11	.182	0	5	.000	0	0	--	0	6	6	6	4	0	0	1	4	4	1.0
Patrick Ewing Jr.	7	0	19	0	5	.000	0	2	.000	3	4	.750	1	1	2	2	1	0	0	1	1	3	0.4
Pops Mensah-Bonsu	7	0	35	1	3	.333	0	0	--	0	0	--	3	8	11	2	11	0	0	2	0	2	0.3
NEW ORLEANS	82	--	19830	2944	6416	.459	444	1232	.360	1452	1897	.765	824	2468	3914	1691	1719	8	624	1069	359	7784	94.9
OPPONENTS	82	--	19830	2882	6306	.457	557	1562	.357	1390	1805	.770	769	2457	3842	1739	1674	5	497	1192	396	7711	94.0

GAME-BY-GAME

Date	H/A	W/L	Opp	NOH/Opp	Record
10/27	H	W	MIL	95-91	1-0
10/29	H	W	DEN	101-95	2-0
10/30	A	W	SAS	99-90	3-0
11/3	A	W	HOU	107-99	4-0
11/05	H	W	MIA	96-93	5-0
11/6	A	W	MIL	87-81	6-0
11/9	H	W	LAC	101-82	7-0
11/13	H	W	POR	107-87	8-0
11/15	A	L	DAL	95-98	8-1
11/17	H	W	DAL	99-97	9-1
11/19	H	W	CLE	108-101	10-1
11/21	A	W	SAC	75-71	11-1
11/22	A	L	LAC	99-95	11-2
11/24	A	L	UTA	87-105	11-3
11/26	A	W	POR	97-78	12-3
11/28	H	L	SAS	95-109	12-4
11/29	A	L	OKC	89-95	12-5
12/1	H	W	CHA	89-73	13-5
12/3	H	L	NYK	92-100	13-6
12/5	A	L	SAS	84-109	13-7
12/8	H	W	DET	93-74	14-7
12/10	H	L	OKC	92-97	14-8
12/12	A	L	PHI	70-88	14-9
12/13	A	L	MIA	96-84	14-10
12/15	H	W	SAC	94-91	15-10
12/17	H	W	UTH	100-71	16-10
12/19	A	L	DET	108-111	16-11
12/20	A	L	IND	95-94	16-12

Date	H/A	W/L	Opp	NOH/Opp	Record
12/22	H	W	NJN	105-91	17-12
12/26	H	W	ATL	93-86	18-12
12/27	A	L	MIN	98-113	18-13
12/29	H	L	LAL	88-103*	18-14
12/31	A	W	BOS	83-81	19-14
1/1	A	W	WAS	92-81	20-14
1/3	H	W	PHI	84-77	21-14
1/5	H	L	GSW	103-110	21-15
1/7	A	L	LAC	101-97	21-16
1/9	A	W	DEN	96-87	22-16
1/12	H	W	ORL	92-89	23-16
1/14	A	W	HOU	110-105*	24-16
1/15	A	W	CHA	88-81	25-16
1/17	H	W	TOR	85-81	26-16
1/19	H	W	MEM	103-102*	27-16
1/21	A	W	ATL	100-59*	28-16
1/22	H	W	SAS	96-72	29-16
1/24	H	W	OKC	91-89	30-16
1/26	A	W	GSW	112-103	31-16
1/29	A	L	SAC	96-102	31-17
1/30	A	L	PHO	102-104	31-18
2/1	H	W	WAS	97-89	32-18
2/2	A	L	OKC	93-104	32-19
2/5	H	L	LAL	95-101	32-20
2/7	H	L	MIN	92-104	32-21
2/9	A	L	NJN	101-103*	32-22
2/11	A	W	ORL	99-93	33-22
2/12	H	L	CHI	88-97	33-23

Date	H/A	W/L	Opp	NOH/Opp	Record
2/15	A	L	GSW	89-102	33-24
2/16	A	L	POR	96-103	33-25
2/23	H	W	LAC	98-87	34-25
2/25	A	W	MIN	95-81	35-25
2/27	H	L	HOU	89-91	35-26
3/1	A	L	TOR	90-96	35-27
3/2	A	L	NYK	88-107	35-28
3/4	A	W	MEM	98-91	36-28
3/6	A	W	CLE	96-81	37-28
3/7	A	L	CHI	77-85	37-29
3/9	H	W	DAL	93-92	38-29
3/12	H	W	SAC	115-103	39-29
3/14	H	L	DEN	103-114	39-30
3/16	H	W	PHO	100-95	40-30
3/19	H	L	BOS	85-89	40-31
3/24	A	W	UTH	121-117*	41-31
3/25	A	W	PHO	106-100	42-31
3/27	A	L	LAL	84-102	42-32
3/30	H	W	POR	95-91	43-32
4/1	H	L	MEM	81-93	43-33
4/3	H	W	IND	108-96	44-33
4/6	H	W	HOU	101-93	45-33
4/8	H	W	PHO	109-97	46-33
4/10	A	L	MEM	89-111	46-34
4/11	H	L	UTH	78-90	46-35
4/13	A	L	DAL	89-121	46-36

* - overtime

2009-10 ROSTER & STATS

RECORD: 37-45

WEST: 26-26

EAST: 11-19

DIVISION: 7-9

HOME: 24-17

ROAD: 13-28

OVERTIME: 3-3

Head Coach: Jeff Bower, St. Francis College (PA)

Assistant Coaches: Paul Pressey, Tulsa; Charlie Parker, Findlay (Ohio);

Rob Werdann, St. John's; Robert Pack, Southern California

Trainer: Terry Kofler, Xavier

2009-10 FINAL STATISTICS

PLAYER	G	GS	MIN	FG	FGA	PCT	3FG	3FGA	PCT	FT	FTA	PCT	OFF	DEF	TOT	AST	PF	DQ	STL	TO	BLK	PTS	AVG
David West	81	81	2949	619	1226	.505	7	27	.259	296	342	.865	164	441	605	239	233	0	76	173	60	1541	19.0
Chris Paul	45	45	1712	314	637	.493	52	127	.409	161	190	.847	20	171	191	480	118	2	96	112	8	841	18.7
Marcus Thornton	73	17	1872	398	883	.451	117	313	.374	144	177	.814	72	139	211	114	127	0	58	76	11	1057	14.5
Peja Stojakovic	62	55	1947	278	688	.404	132	352	.375	96	107	.897	39	188	227	92	83	0	48	56	5	784	12.6
Darren Collison	76	37	2109	376	789	.477	46	115	.400	148	174	.851	41	151	192	432	92	0	78	202	4	946	12.4
Emeka Okafor	82	82	2370	348	656	.530	0	0	--	154	274	.562	251	491	742	55	218	1	54	111	127	850	10.4
Darius Songaila	39	37	967	128	325	.394	54	147	.367	69	86	.802	27	82	109	58	62	0	30	57	5	379	9.7
Morris Peterson	75	1	1410	241	488	.494	1	6	.167	60	74	.811	59	173	232	70	206	1	62	81	14	543	7.2
Bobby Brown	46	39	973	116	301	.385	62	171	.363	33	54	.611	17	109	126	41	81	0	25	27	5	327	7.1
James Posey	22	0	328	60	152	.395	17	66	.258	8	8	1.000	1	17	18	46	28	0	9	24	1	145	6.6
Julian Wright	77	2	1731	126	345	.365	81	242	.335	66	80	.825	32	297	329	117	204	1	42	51	19	399	5.2
Aaron Gray (NO)	68	14	871	116	232	.500	2	6	.333	25	41	.610	58	86	144	41	45	0	29	44	18	259	3.8
Hilton Armstrong	24	0	261	34	61	.557	0	0	--	18	21	.857	40	50	90	20	44	0	9	17	11	86	3.6
Sean Marks	18	0	239	19	50	.380	0	0	--	13	28	.464	17	44	61	16	44	1	8	13	8	51	2.8
Jason Hart (NO)	14	0	75	4	8	.500	0	0	--	2	5	.400	14	9	23	2	17	0	0	2	3	10	0.7
NEW ORLEANS	4	0	17	1	1	1.000	0	0	--	0	0	--	0	2	2	5	4	0	1	3	1	2	0.5
OPPONENTS	82	--	19830	3178	6842	.464	571	1572	.363	1293	1661	.778	852	2450	3302	1828	1606	6	625	1103	300	8220	100.2

GAME-BY-GAME

Date	H/A	W/L	Opp	NOH/Opp	Record
10/28	A	L	SAS	96-113	0-1
10/30	H	W	SAC	97-92	1-1
11/1	A	L	BOS	87-97	1-2
11/2	A	L	NYK	111-117	1-3
11/4	H	W	DAL	114-107*	2-3
11/6	H	L	TOR	90-107	2-4
11/8	A	L	LAL	88-104	2-5
11/9	A	W	LAC	112-84	3-5
11/11	A	L	PHO	104-124	3-6
11/13	H	L	POR	78-86	3-7
11/14	A	L	ATL	98-121	3-8
11/17	H	W	LAC	110-102	4-8
11/19	H	W	PHO	110-103	5-8
11/21	H	W	LAL	96-88	6-8
11/22	H	L	MIA	101-102	6-9
11/25	H	W	MIL	102-99*	7-9
11/29	A	L	SAC	96-112	7-10
12/1	A	L	LAL	99-110	7-11
12/4	H	W	MIN	98-89	8-11
12/8	H	W	SAC	96-94	9-11
12/9	A	W	MIN	97-96	10-11
12/11	H	L	NYK	96-113	10-12
12/14	A	L	DAL	90-94	10-13
12/16	H	W	DET	95-87	11-13
12/18	H	W	DEN	98-92	12-13
12/20	A	L	TOR	92-98	12-14
12/23	H	W	GSW	108-102	13-14
12/26	A	L	CHI	85-96	13-15

Date	H/A	W/L	Opp	NOH/Opp	Record
12/29	A	L	HOU	100-108	13-16
12/30	H	W	MIA	95-91	14-16
1/2	H	W	HOU	99-95	15-16
1/4	A	W	UTA	91-87	16-16
1/6	A	W	OKC	97-92	17-16
1/8	H	W	NUN	103-99	18-16
1/10	A	W	WAS	115-110	19-16
1/11	A	L	PHI	92-96	19-17
1/13	H	W	LAC	108-94	20-17
1/15	A	L	DET	104-110*	20-18
1/16	A	W	IND	101-96	21-18
1/18	H	L	SAS	90-97	21-19
1/20	H	W	MEM	113-111	22-19
1/22	A	W	MIN	96-94	23-19
1/23	A	L	DEN	110-116*	23-20
1/25	A	W	POR	98-97	24-20
1/27	A	W	GSW	123-110	25-20
1/29	H	L	CHI	106-108*	25-21
1/30	A	W	MEM	109-102*	26-21
2/1	H	L	PHO	100-109	26-22
2/3	H	L	OKC	99-103	26-23
2/5	H	L	PHI	94-101	26-24
2/6	A	W	CHA	104-99	27-24
2/8	A	L	ORL	117-123	27-25
2/10	H	W	BOS	93-85	28-25
2/17	H	L	UTA	90-98	28-26
2/19	H	W	IND	107-101	29-26
2/21	H	W	HOU	102-94	30-26

Date	H/A	W/L	Opp	NOH/Opp	Record
2/23	A	L	CLE	95-105	30-27
2/24	A	L	MIL	95-115	30-28
2/26	H	W	ORL	100-93	31-28
2/28	A	L	DAL	100-108	31-29
3/1	H	L	SAS	92-106	31-30
3/3	H	L	MEM	100-104	31-31
3/5	A	L	SAS	91-102	31-32
3/8	H	W	GSW	135-131	32-32
3/10	A	L	OKC	83-98	32-33
3/12	H	L	DEN	95-102	32-34
3/14	A	L	PHO	106-120	32-35
3/15	A	W	LAC	108-100	33-35
3/17	A	L	GSW	121-131	33-36
3/18	A	L	DEN	80-93	33-37
3/20	A	L	UTA	86-106	33-38
3/22	H	W	DAL	115-99	34-38
3/24	H	L	CLE	92-105	34-39
3/27	H	L	POR	101-112	34-40
3/29	H	W	LAL	108-100	35-40
3/31	H	L	WAS	91-96	35-41
4/2	A	L	MEM	96-107	35-42
4/3	A	L	NUN	87-115	35-43
4/7	H	L	CHA	103-104	35-44
4/9	H	L	UTA	103-114	35-45
4/11	H	W	MIN	114-86	36-45
4/14	A	W	HOU	123-115	37-45

* - overtime

2008-09 ROSTER & STATS

RECORD: 49-33

WEST: 30-22

EAST: 19-11

DIVISION: 9-7

HOME: 28-13

ROAD: 21-20

OVERTIME: 1-2

Head Coach: Byron Scott, Arizona State

Assistant Coaches: Kenny Gattison, Old Dominion; Paul Pressey, Tulsa;

Charlie Parker, Findlay

Trainer: Terry Kofler, Xavier

2008-09 FINAL STATISTICS

PLAYER	G	GS	MIN	FG	FGA	PCT	3FG	3FGA	PCT	FT	FTA	PCT	OFF	DEF	TOT	AST	PF	DQ	STL	TO	BLK	PTS	AVG
Chris Paul	78	78	3002	631	1255	.503	64	176	.364	455	524	.868	69	363	432	861	212	1	216	231	10	1781	22.8
David West	76	76	2982	610	1292	.472	6	25	.240	367	415	.884	160	486	646	173	207	1	49	163	68	1593	21.0
Peja Stojakovic	61	59	2089	287	719	.399	145	384	.378	93	104	.894	44	220	264	75	101	1	52	51	3	812	13.3
Rasual Butler	82	74	2614	348	803	.433	140	359	.390	86	110	.782	49	222	271	75	159	1	51	59	61	922	11.2
James Posey	75	0	2140	216	524	.412	116	314	.369	120	146	.822	38	324	362	82	216	1	58	79	21	668	8.9
Tyson Chandler	45	45	1445	160	283	.565	0	0	--	77	133	.579	163	230	393	22	144	2	15	70	56	397	8.8
Devin Brown	63	5	869	111	313	.355	28	97	.289	78	100	.780	31	88	119	54	81	1	32	54	5	328	5.2
Hilton Armstrong	70	29	1092	138	246	.561	0	2	.000	62	98	.633	81	114	195	29	181	1	26	80	45	338	4.8
Morris Peterson	43	9	515	73	183	.399	33	85	.388	12	19	.632	13	71	84	16	51	0	15	15	2	191	4.4
Julian Wright	54	19	772	109	234	.466	2	21	.095	17	30	.567	46	106	152	43	49	0	35	43	19	237	4.4
Antonio Daniels (NO)	61	4	733	81	191	.424	17	49	.347	55	67	.821	5	50	55	130	41	0	19	49	1	234	3.8
Sean Marks	60	5	838	80	165	.485	2	10	.200	30	44	.682	62	125	187	14	121	0	7	35	33	192	3.2
Melvin Ely	31	4	373	37	95	.389	0	0	--	23	36	.639	30	34	64	18	58	0	2	23	9	97	3.1
Ryan Bowen	21	3	219	22	38	.579	0	0	--	3	5	.600	10	14	24	9	37	0	14	5	5	47	2.2
NEW ORLEANS	82	--	19755	2911	6366	.457	556	1526	.364	1479	1833	.807	802	2453	3255	1609	1665	9	593	1029	338	7857	95.8
OPPONENTS	82	--	19755	2851	6329	.450	575	1625	.354	1453	1879	.773	822	2459	3281	1649	1675	9	476	1089	290	7730	94.3

GAME-BY-GAME

Date	H/A	W/L	Opp	NOH/Opp	Record
10/29	A	W	GSW	108-103	1-0
10/30	A	W	PHO	108-95	2-0
11/1	H	W	CLE	104-92	3-0
11/5	H	L	ATL	79-87	3-1
11/7	A	L	CHA	89-92	3-2
11/8	H	W	MIA	100-89	4-2
11/12	H	L	LAL	86-93	4-3
11/14	H	W	POR	88-82	5-3
11/15	A	L	HOU	86-91	5-4
11/19	H	L	SAS	96-105	5-5
11/21	A	W	OKC	105-80	6-5
11/22	H	W	OKC	109-97	7-5
11/24	A	W	LAC	99-87	8-5
11/27	A	W	DEN	105-101	9-5
11/28	A	L	POR	86-101	9-6
12/3	H	W	PHO	104-91	10-6
12/6	H	W	MEM	106-87	11-6
12/10	H	W	CHA	105-89	12-6
12/12	A	L	BOS	82-94	12-7
12/14	A	W	TOR	99-91	13-7
12/16	A	W	MEM	91-84	14-7
12/17	H	W	SAS	90-83	15-7
12/20	H	W	SAC	99-90	16-7
12/23	H	L	LAL	87-100	16-8
12/25	A	L	ORL	68-88	16-9
12/26	H	W	HOU	88-79	17-9
12/28	A	W	IND	105-103	18-9
12/30	H	W	WAS	97-85	19-9

Date	H/A	W/L	Opp	NOH/Opp	Record
1/2	A	W	POR	92-77	20-9
1/3	A	L	DEN	100-105	20-10
1/6	A	W	LAL	116-105	21-10
1/7	A	L	UTA	90-116	21-11
1/9	H	W	LAC	107-80	22-11
1/12	H	L	NYK	95-101	22-12
1/14	A	W	DAL	104-97	23-12
1/16	A	L	CLE	78-92	23-13
1/17	A	W	DET	91-85	24-13
1/19	H	W	IND	103-100	25-13
1/21	H	W	NUN	102-92	26-13
1/23	A	L	MIN	108-116	26-14
1/26	H	W	PHI	101-86	27-14
1/28	H	W	DEN	94-81	28-14
1/30	H	L	GSW	87-91	28-15
1/31	A	L	SAS	95-106	28-16
2/2	H	L	POR	89-97	28-17
2/4	H	L	CHI	95-107	28-18
2/6	H	W	TOR	101-92	29-18
2/8	H	W	MIN	101-97	30-18
2/9	A	L	MEM	80-85	30-19
2/11	H	L	BOS	77-89	30-20
2/17	A	W	OKC	100-98	31-20
2/18	H	W	ORL	117-85	32-20
2/20	A	L	LAL	111-115*	32-21
2/21	A	L	UTA	88-102	32-22
2/23	A	W	SAC	112-105	33-22
2/25	H	W	DET	90-87	34-22

Date	H/A	W/L	Opp	NOH/Opp	Record
2/27	H	W	MIL	95-94	35-22
3/1	A	W	NUN	99-96	36-22
3/2	A	W	PHI	98-91	37-22
3/5	H	W	DAL	104-88	38-22
3/7	H	W	OKC	108-90	39-22
3/9	A	L	ATL	79-89	39-23
3/11	A	W	WAS	109-98	40-23
3/13	A	W	MIL	95-86	41-23
3/14	A	L	CHI	79-97	41-24
3/16	H	L	HOU	84-95	41-25
3/18	H	W	MIN	94-93	42-25
3/20	H	W	MEM	96-84	43-25
3/22	H	W	GSW	99-89	44-25
3/25	H	L	DEN	88-101	44-26
3/27	A	L	NYK	95-101	44-27
3/29	H	W	SAS	90-86	45-27
3/31	A	W	SAC	111-110	46-27
4/1	A	W	LAC	104-98	47-27
4/3	A	L	GSW	105-111	47-28
4/5	H	L	UTA	94-108	47-29
4/7	A	W	MIA	95-87*	48-29
4/8	H	L	PHO	100-105	48-30
4/10	A	L	DAL	92-100	48-31
4/12	H	W	DAL	102-92	49-31
4/15	A	L	HOU	66-86	49-32
4/15	A	L	SAS	98-105	49-33

* - overtime

WON'T BOW DOWN

2007-08 ROSTER & STATS

RECORD: 56-26

WEST: 34-18

EAST: 22-8

DIVISION: 10-6

HOME: 30-11

ROAD: 26-15

OVERTIME: 4-0

Head Coach: Byron Scott, Arizona State

Assistant Coaches: Darrell Walker, Arkansas; Kenny Gattison, Old Dominion;

Paul Pressey, Tulsa; Charlie Parker, Findlay

Trainer: Terry Kofler, Xavier

2007-08 FINAL STATISTICS

PLAYER	G	GS	MIN	FG	FGA	PCT	3FG	3FGA	PCT	FT	FTA	PCT	OFF	DEF	TOT	AST	PF	DQ	STL	TO	BLK	PTS	AVG
Chris Paul	80	80	3006	630	1291	.488	92	249	.369	332	390	.851	62	259	321	925	185	0	217	201	4	1684	21.1
David West	76	76	2870	629	1305	.482	6	25	.240	300	353	.850	180	495	675	177	208	0	62	165	99	1564	20.6
Peja Stojakovic	77	77	2711	451	1026	.440	231	524	.441	130	140	.929	64	267	331	96	127	0	57	61	10	1263	16.4
Tyson Chandler	79	79	2783	377	605	.623	0	1	.000	175	295	.593	322	606	928	81	243	4	45	136	84	929	11.8
Bonzi Wells (NO)	22	0	438	77	157	.490	4	12	.333	35	53	.660	21	50	71	17	44	0	24	27	8	193	8.8
Jannero Pargo	80	5	1497	254	652	.390	65	186	.349	71	81	.877	26	104	130	192	123	0	50	93	5	644	8.1
Morris Peterson	76	76	1796	215	516	.417	113	287	.394	65	85	.765	36	170	206	67	125	0	47	41	7	608	8.0
Bobby Jackson	46	0	891	116	296	.392	53	144	.368	40	49	.819	23	87	110	76	59	0	32	31	3	325	7.1
Mike James (NO)	21	0	183	22	64	.344	7	23	.304	6	6	1.000	3	14	17	6	12	0	4	7	0	57	2.7
Rasual Butler	51	8	875	91	260	.350	44	133	.331	26	31	.839	16	84	100	36	66	1	15	10	21	252	4.9
Julian Wright	57	1	640	90	169	.533	10	24	.417	33	52	.635	33	84	117	40	43	0	29	34	12	223	3.9
Melvin Ely	52	1	621	85	180	.472	0	0	--	32	58	.552	28	117	145	22	79	0	7	42	18	202	3.9
Hilton Armstrong	65	3	732	67	148	.453	0	0	--	44	70	.629	65	98	163	23	130	1	15	59	34	178	2.7
Marcus Vinicius	13	0	69	9	20	.450	5	12	.417	5	11	.455	1	7	8	2	4	0	1	3	1	28	2.2
Ryan Bowen	53	4	660	49	100	.490	0	1	.000	16	29	.552	55	45	100	25	77	0	32	15	11	114	2.2
Chris Andersen	5	0	34	2	7	.286	0	0	--	2	4	.500	2	7	9	0	6	0	1	4	6	1.2	
NEW ORLEANS	82	--	19805	3164	6796	.466	630	1621	.389	1312	1707	.769	937	2494	3431	1785	1531	6	637	974	321	8270	100.9
OPPONENTS	82	--	19805	3038	6604	.460	544	1552	.351	1217	1579	.771	815	2533	3348	1779	1573	9	470	1136	331	7837	95.6

GAME-BY-GAME

Date	H/A	W/L	Opp	NOK/Opp	Record
10/31	H	W	SAC	104-90	1-0
11/2	H	W	POR	115-93	2-0
11/4	A	W	DEN	93-88	3-0
11/6	A	W	LAL	118-104	4-0
11/7	A	L	POR	90-93	4-1
11/9	H	L	SAS	85-97	4-2
11/11	A	W	PHI	93-72	5-2
11/12	A	W	NJN	84-82	6-2
11/14	A	W	PHI	95-76	7-2
11/16	A	W	MEM	120-118*	8-2
11/17	A	W	MIN	100-82	9-2
11/19	H	L	ORL	88-95	9-3
11/21	H	L	IND	93-105	9-4
11/23	A	L	UTA	71-99	9-5
11/24	A	W	LAC	98-89	10-5
11/26	H	L	MIN	94-103	10-6
11/30	A	W	ATL	92-86	11-6
12/1	H	W	DAL	112-108*	12-6
12/5	H	L	DET	76-91	12-7
12/7	H	W	MEM	118-116*	13-7
12/9	H	W	SEA	91-88	14-7
12/12	A	L	DEN	99-105	14-8
12/14	A	L	DAL	80-89	14-9
12/15	H	W	PHO	101-98	15-9
12/17	A	L	POR	76-88	15-10
12/19	A	W	SEA	107-93	16-10
12/22	H	W	MIN	110-76	17-10
12/26	A	W	MEM	116-98	18-10

Date	H/A	W/L	Opp	NOH/Opp	Record
12/28	A	W	CHA	99-85	19-10
12/29	H	W	CLE	86-76	20-10
12/31	H	L	TOR	92-97	20-11
1/2	A	W	LAC	95-81	21-11
1/4	A	W	GSW	116-104	22-11
1/5	A	W	PHO	118-113	23-11
1/9	A	L	LAL	80-109	23-12
1/11	H	W	MIA	114-88	24-12
1/13	A	W	HOU	87-82	25-12
1/16	H	W	SEA	123-92	26-12
1/18	H	W	CHA	112-84	27-12
1/21	H	W	MIL	106-92	28-12
1/23	H	W	POR	96-81	29-12
1/25	H	W	LAC	111-92	30-12
1/26	A	W	SAS	102-78	31-12
1/28	H	W	DEN	117-9	32-12
1/30	H	L	GSW	103-116	32-13
2/1	A	L	SAC	103-112	32-14
2/4	A	L	UTA	88-110	32-15
2/6	A	W	PHO	132-130**	33-15
2/9	H	W	MEM	112-99	34-15
2/12	A	W	CHI	100-86	35-15
2/13	A	W	MIL	111-107	36-15
2/20	H	W	DAL	104-93	37-15
2/22	H	L	HOU	80-100	37-16
2/23	A	L	SAS	89-98	37-17
2/25	H	L	WAS	92-95	37-18
2/27	H	W	PHO	120-103	38-18

Date	H/A	W/L	Opp	NOH/Opp	Record
2/29	H	W	UTA	110-98	39-18
3/2	A	L	WAS	84-101	39-19
3/3	A	W	NYK	100-88	40-19
3/5	H	W	ATL	116-101	41-19
3/7	H	W	NJN	107-96	42-19
3/8	A	L	HOU	96-106	42-20
3/12	H	W	SAS	100-75	43-20
3/14	H	W	LAL	108-98	44-20
3/16	A	L	DET	84-105	44-21
3/17	H	W	CHI	108-97	45-21
3/19	H	W	HOU	90-69	46-21
3/22	H	W	BOS	113-106	47-21
3/25	A	W	IND	114-106	48-21
3/26	A	W	CLE	100-99	49-21
3/28	A	L	BOS	92-112	49-22
3/30	A	W	TOR	118-111	50-22
4/1	A	W	ORL	98-97	51-22
4/2	A	W	MIA	106-77	52-22
4/4	H	W	NYK	118-110	53-22
4/6	H	W	GSW	108-96	54-22
4/8	H	L	UTA	66-77	54-23
4/9	A	W	MIN	122-90	55-23
4/11	A	L	LAL	104-107	55-24
4/12	A	L	SAC	91-94	55-25
4/15	H	W	LAC	114-92	56-25
4/16	A	L	DAL	98-111	56-26

* - overtime

WON'T BOW DOWN

2006-07 ROSTER & STATS

RECORD: 39-43

WEST: 23-29

EAST: 16-14

DIVISION: 6-10

HOME: 24-17

ROAD: 15-26

OVERTIME: 7-0

Head Coach: Byron Scott, Arizona State

Assistant Coaches: Darrell Walker, Arkansas; Kenny Gattison, Old Dominion;

David Miller, Springfield College

Trainer: Terry Kofler, Xavier

2006-07 FINAL STATISTICS

PLAYER	G	GS	MIN	FG	FGA	PCT	3FG	3FGA	PCT	FT	FTA	PCT	OFF	DEF	TOT	AST	PF	DO	STL	TO	BLK	PTS	AVG
David West	52	52	1900	377	792	.476	8	25	.320	187	227	.824	126	298	424	114	143	2	42	98	38	949	18.3
Peja Stojakovic	13	13	425	83	196	.423	34	84	.405	31	38	.816	11	43	54	11	29	0	8	19	4	231	17.8
Chris Paul	64	64	2353	381	871	.437	50	143	.350	292	357	.818	54	226	280	569	154	0	118	161	3	1104	17.3
Desmond Mason	75	75	2575	407	900	.452	0	0	—	214	323	.663	124	221	345	115	174	1	52	192	22	1028	13.7
Devin Brown	58	49	1662	233	555	.420	81	227	.357	123	155	.794	55	196	251	149	139	0	44	91	9	670	11.6
Bobby Jackson	56	2	1330	204	518	.394	54	165	.327	130	168	.774	42	136	178	141	98	0	50	78	6	592	10.6
Rasual Butler	81	38	2223	314	788	.398	134	363	.369	56	87	.644	42	214	256	63	148	0	40	67	54	818	10.1
Tyson Chandler	73	73	2525	292	468	.624	0	1	.000	106	201	.527	320	584	904	66	244	5	37	126	129	690	9.5
Jannero Pargo	82	7	1710	283	692	.409	81	209	.388	104	122	.852	20	160	180	203	121	0	53	122	4	751	9.2
Marc Jackson	56	25	1025	159	388	.410	0	1	.000	90	103	.874	62	130	192	58	89	0	21	65	7	408	7.3
Linton Johnson III	54	0	720	93	190	.489	10	30	.333	30	37	.811	52	111	163	18	101	0	33	27	18	226	4.2
Hilton Armstrong	56	5	634	68	125	.544	0	0	—	40	67	.597	58	91	149	10	79	0	12	35	26	176	3.1
Cedric Simmons	43	4	534	55	132	.417	0	0	—	16	33	.485	44	63	107	12	75	0	8	22	23	126	2.9
Brandon Bass	21	3	162	15	44	.341	0	1	.000	12	16	.750	13	30	43	3	16	0	2	10	3	42	2.0
Marcus Vinicius	13	0	103	7	15	.467	3	7	.429	5	7	.714	2	9	11	5	10	0	2	6	1	22	1.7
NEW ORLEANS	82	--	19880	2971	6674	.445	455	1256	.362	1436	1941	.740	1025	2512	3537	1537	1620	8	522	1187	347	7833	95.5
OPPONENTS	82	--	19880	3004	6579	.457	559	1575	.355	1395	1839	.759	853	2493	3346	1703	1733	8	554	1119	392	7962	97.1

GAME-BY-GAME

Date	H/A	W/L	Opp	NOK/Opp	Record
11/1	A	W	BOS	91-87	1-0
11/3	A	W	IND	100-91	2-0
11/5	H	W	HOU	96-90	3-0
11/7	H	W	GSW	97-93	4-0
11/9	A	L	GSW	116-121	4-1
11/10	A	L	POR	91-92	4-2
11/12	A	L	LAC	76-92	4-3
11/14	H	W	CHA	94-85	5-3
11/15	A	W	DET	100-99	6-3
11/18	A	W	MIN	95-89	7-3
11/21	H	W	MIA	101-86	8-3
11/22	A	L	PHX	83-92	8-4
11/24	H	L	MIN	79-86	8-5
11/25	A	L	DAL	73-85	8-6
11/28	H	L	TOR	77-94	8-7
12/1	H	L	CHI	108-111	8-8
12/6	A	W	LAL	105-89	9-8
12/8	A	L	SEA	74-94	9-9
12/9	A	L	GSW	80-101	9-10
12/11	H	W	CLE	95-89	10-10
12/14	H	L	SAS	77-103	10-11
12/16	H	L	DAL	79-90	10-12
12/18	A	L	MIA	99-101	10-13
12/20	A	L	ORL	83-86	10-14
12/22	H	W	MEM	100-97*	11-14
12/23	H	L	SAS	77-112	11-15
12/26	A	L	SEA	94-102	11-1
12/27	A	L	POR	85-100	11-17

Date	H/A	W/L	Opp	NOK/Opp	Record
12/29	H	W	DEN	99-89	12-17
12/30	A	L	DAL	80-94	12-18
1/2	H	L	GSW	89-97	12-19
1/4	H	L	DET	68-92	12-20
1/6	H	L	IND	93-100	12-21
1/8	H	L	LAC	90-100	12-22
1/10	A	W	ATL	96-77	13-22
1/12	H	W	WAS	104-97	14-22
1/16	H	W	ORL	84-78*	15-22
1/19	A	L	SAS	86-99	15-23
1/20	H	W	LAL	113-103	16-23
1/23	A	L	PHI	96-102	16-24
1/24	A	L	TOR	88-90	16-25
1/26	H	W	SAC	88-84	17-25
1/27	H	W	UTA	94-83	18-25
1/29	H	W	POR	103-91	19-25
1/31	H	L	PHI	78-89	19-26
2/2	H	W	MIN	90-83	20-26
2/3	A	W	HOU	87-74	21-26
2/5	A	L	SAC	99-105	21-27
2/7	A	W	DEN	114-112*	22-27
2/8	H	W	MIL	109-101*	23-27
2/10	H	W	MEM	104-99	24-27
2/13	A	L	MEM	110-108	24-28
2/14	H	W	SAC	100-93	25-28
2/20	A	L	CHA	111-104	25-29
2/21	A	W	NUN	98-107	26-29
2/23	H	W	SEA	89-97	27-29

Date	H/A	W/L	Opp	NOK/Opp	Record
2/27	A	L	CLE	107-97	27-30
2/28	H	W	ATL	107-100	28-30
3/2	A	L	CHI	93-104	28-31
3/4	H	L	UTA	94-108	28-32
3/6	A	L	DEN	91-106	28-33
3/9	A	L	PHX	103-104	28-34
3/10	A	L	UTA	86-96	28-35
3/13	H	L	NUN	108-112	28-36
3/16	A	W	NYK	92-90	29-36
3/17	A	L	WAS	103-125	29-37
3/19	H	W	BOS	106-88	30-37
3/20	A	W	MEM	114-103	31-37
3/23	H	L	LAL	105-111	31-38
3/25	H	W	HOU	106-94	32-38
3/27	H	L	DAL	89-105	32-39
3/28	A	L	SAS	88-92	32-40
3/31	H	W	NYK	103-94*	32-40
4/3	A	W	MIL	119-101	34-40
4/4	H	W	SEA	101-92*	35-40
4/6	H	L	PHX	95-103	35-41
4/7	A	W	MIN	96-94	36-41
4/10	H	W	LAC	103-100*	37-41
4/13	H	L	DEN	105-107	37-42
4/14	A	L	HOU	112-123	37-43
4/16	A	W	SAC	125-118	38-43
4/18	A	W	LAC	86-83	39-43

* - overtime

2005-06 ROSTER & STATS

RECORD: 38-44

WEST: 25-27

EAST: 13-17

DIVISION: 7-9

HOME: 24-17

ROAD: 14-27

OVERTIME: 2-2

Head Coach: Byron Scott, Arizona State

Assistant Coaches: Jim Cleamons, Ohio State; Darrell Walker, Arkansas;

Kenny Gattison, Old Dominion; David Miller, Springfield College

Trainer: Terry Kofler, Xavier

2005-06 FINAL STATISTICS

PLAYER	G	GS	MIN	FG	FGA	PCT	3FG	3FGA	PCT	FT	FTA	PCT	OFF	DEF	TOT	AST	PF	DO	STL	TO	BLK	PTS	AVG
David West	74	74	2526	530	1036	.512	3	11	.273	199	236	.843	168	380	548	92	114	1	61	105	64	1262	17.1
Chris Paul	78	78	2808	407	947	.430	50	177	.282	394	465	.847	61	339	400	611	218	0	175	183	6	1258	16.1
Speedy Claxton	71	3	2019	304	736	.413	17	63	.270	246	320	.469	39	154	195	339	177	1	108	154	6	871	12.3
Desmond Mason	70	55	2102	275	690	.399	1	6	.167	206	302	.682	64	234	298	66	136	1	42	113	17	757	10.8
PJ Brown	75	73	2380	269	583	.461	0	0	—	139	168	.827	182	365	547	90	216	2	46	90	50	677	9.0
Rasual Butler	79	20	1875	257	633	.406	92	242	.380	79	114	.693	51	181	232	40	142	0	33	65	45	685	8.7
Kirk Snyder	68	45	1310	205	453	.453	46	129	.357	86	117	.735	55	106	161	102	106	1	29	70	23	542	8.0
JR Smith	55	25	989	144	366	.393	52	140	.371	83	101	.822	19	91	110	58	90	0	37	54	4	423	7.7
Marcus Fizer	3	0	39	9	17	.529	1	1	1.000	1	2	.500	1	6	7	1	5	0	0	2	0	20	6.7
Marc Jackson(NOK)	27	10	594	108	221	.489	1	2	.500	28	34	.824	56	72	128	22	56	1	8	37	2	245	9.1
Bostjan Nachbar	25	13	405	42	124	.339	17	57	.298	25	36	.694	4	45	49	22	52	0	13	20	5	126	5.0
Chris Andersen	32	2	570	56	98	.571	0	0	—	49	103	.476	61	94	155	6	84	0	8	26	41	161	5.0
Aaron Williams(NOK)	34	2	692	81	157	.516	0	0	—	35	52	.673	59	107	166	16	110	0	13	25	18	197	5.8
Linton Johnson(NOK)	27	7	489	56	139	.403	13	36	.361	17	23	.739	40	75	115	12	54	2	10	24	12	142	5.3
Moochie Norris(NOK)	16	0	183	20	47	.426	4	9	.444	16	25	.640	3	17	20	21	18	0	6	17	0	60	3.8
Brandon Bass	29	1	268	28	70	.400	0	0	—	12	19	.632	18	50	68	3	18	0	3	11	7	68	2.3
Arvydas Macijauskas	19	0	135	14	41	.341	3	12	.250	13	15	.867	3	7	10	5	10	0	7	8	0	44	2.3
Jackson Vroman	41	2	406	26	66	.394	0	0	—	21	44	.477	33	53	86	11	78	2	12	21	11	75	1.8
Maciej Lampe	2	0	16	0	4	.000	0	0	—	0	0	—	1	3	4	2	2	0	0	1	0	0	0.0
NEW ORLEANS	82	--	19805	2831	6428	.440	300	885	.339	1649	2176	.758	918	2379	3297	1519	1786	11	611	1095	311	7611	92.8
OPPONENTS	82	--	19805	2883	6286	.459	546	1486	.367	1530	2014	.760	860	2498	3358	1584	1910	17	527	1197	432	7842	95.6

GAME-BY-GAME

Date	H/A	W/L	Opp	NOK/Opp	Record
11/1	H	W	SAC	95-67	1-0
11/2	A	L	CLE	87-109	1-1
11/5	A	W	HOU	91-84	2-1
11/9	H	L	ORL	83-88	2-2
11/12	H	L	DAL	103-109	2-3
11/15	A	L	MIA	102-109*	2-4
11/16	H	L	DEN	81-91	2-5
11/18	H	W	ATL	95-92	3-5
11/19	A	W	ORL	98-95	4-5
11/21	A	L	PHI	91-103	4-6
11/23	H	W	MIN	84-80	5-6
11/26	A	W	SEA	105-99	6-6
11/28	A	L	GSW	83-99	6-7
11/30	A	W	DEN	102-95	7-7
12/2	H	W	PHI	88-86	8-7
12/3	A	L	DAL	88-97	8-8
12/6	A	L	MEM	73-89	8-9
12/7	H	L	BOS	87-101	8-10
12/9	A	L	POR	95-98*	8-11
12/11	A	L	SAC	100-110	8-12
12/12	A	W	PHO	91-87	9-12
12/14	H	W	LAL	102-89	10-12
12/16	H	L	PHO	88-101	10-13
12/18	H	W	SAS	89-76	11-13
12/21	A	L	MIN	69-88	11-14
12/23	A	L	MIL	94-101	11-15
12/28	H	W	HOU	92-90	12-15
12/29	A	L	SAS	84-111	12-16

Date	H/A	W/L	Opp	NOK/Opp	Record
12/31	H	L	DAL	90-95	12-17
1/2	H	W	CHA	103-86	13-17
1/4	H	W	MIA	107-92	14-17
1/6	H	W	POR	90-80	15-17
1/7	A	L	ATL	93-101	15-18
1/10	H	L	DET	89-96	15-19
1/13	H	W	SAC	90-76	16-19
1/14	A	W	HOU	86-80	17-19
1/16	A	W	CHA	107-92	18-19
1/18	H	W	MEM	87-79	19-19
1/20	A	L	WAS	99-110	19-20
1/21	A	W	NYK	109-98	20-20
1/23	A	L	BOS	78-91	20-21
1/25	H	L	SAS	68-84	20-22
1/28	A	W	MEM	95-86	21-22
1/30	H	W	MIL	94-93	22-22
2/1	H	W	CHI	100-95	23-22
2/4	H	W	LAL	106-90	24-22
2/6	A	L	NUN	91-99	24-23
2/8	H	W	SEA	109-102	25-23
2/10	H	W	NYK	111-100	26-23
2/11	A	W	MIN	100-94	27-23
2/13	H	W	WAS	97-96	28-23
2/15	H	W	POR	92-86	29-23
2/21	A	L	IND	75-97	29-24
2/22	H	L	UTA	76-82	29-25
2/25	A	W	UTA	100-95	30-25
2/26	A	W	POR	88-75	31-25

Date	H/A	W/L	Opp	NOK/Opp	Record
2/28	A	L	SEA	103-114	31-26
3/1	A	L	LAC	67-89	31-27
3/6	H	L	PHO	88-101	31-28
3/8	H	L	LAL	107-113	31-29
3/10	H	L	IND	90-92	31-30
3/12	H	L	NUN	84-95	31-31
3/14	A	L	SAS	81-96	31-32
3/18	H	L	DEN	94-109	31-33
3/21	H	W	LAC	120-108	32-33
3/23	H	L	HOU	92-93	32-34
3/24	A	L	CHI	82-96	32-35
3/26	A	L	LAL	94-105	32-36
3/27	A	L	UTA	80-104	32-37
3/29	A	W	GSW	86-85	33-37
3/31	H	W	MEM	107-102	34-37
4/2	A	W	TOR	120-113**	35-37
4/4	A	L	DET	93-101	35-38
4/5	H	W	GSW	114-109	36-38
4/7	H	W	TOR	95-89*	37-38
4/8	A	L	DAL	77-101	37-39
4/10	H	L	CLE	101-103	37-40
4/12	H	W	SEA	104-99	38-40
4/14	H	L	UTA	104-105	38-41
4/16	A	L	SAC	79-96	38-42
4/17	A	L	PHO	78-115	38-43
4/19	A	L	LAL	95-115	38-44

* - overtime

2004-05 ROSTER & STATS

RECORD: 18-64

WEST: 10-42

EAST: 8-22

DIVISION: 2-14

HOME: 11-30

ROAD: 7-34

OVERTIME: 2-6

Head Coach: Byron Scott, Arizona State

Assistant Coaches: Jim Cleamons, Ohio State; Darrell Walker, Arkansas;

Kenny Gattison, Old Dominion

Trainer: Terry Kofler, Xavier

2004-05 FINAL STATISTICS

PLAYER	G	GS	MIN	FG	FGA	PCT	3FG	3FGA	PCT	FT	FTA	PCT	OFF	DEF	TOT	AST	PF	DQ	STL	TO	BLK	PTS	AVG
Baron Davis	18	13	593	111	303	.366	44	137	.321	74	96	.771	16	51	67	129	52	0	31	38	4	340	18.9
Lee Nailon	68	51	2017	415	869	.478	0	2	.000	133	165	.806	128	170	298	109	190	1	36	110	16	963	14.2
David Wesley	26	26	934	133	342	.389	28	80	.350	67	76	.882	12	73	85	109	65	0	35	54	1	361	13.9
Dan Dickau(NO)	67	46	2074	305	748	.408	84	242	.347	188	225	.836	34	45	79	346	200	3	6	44	4	882	3.2
Jamaal Magloire	23	22	703	98	227	.432	0	0	--	74	123	.602	79	126	205	29	74	0	8	59	23	270	1.7
Speedy Claxton(NO)	6	3	365	41	110	.373	1	9	.111	25	41	.610	5	26	31	88	30	1	22	27	2	08	6.8
PJ Brown	82	78	2817	338	758	.446	0	0	--	210	243	.864	266	471	37	178	233	3	4	01	50	86	0.8
JR Smith	76	56	1859	295	748	.394	81	281	.288	111	161	.689	39	113	152	142	35	0	55	109	11	782	10.3
Hilton Armstrong	14	9	412	53	159	.333	17	70	.243	19	21	.905	16	32	48	65	30	1	5	28	2	142	10.1
Rodney Rogers	30	26	882	109	289	.377	25	92	.272	32	42	.762	28	114	142	60	103	1	19	66	12	275	9.2
Chris Andersen	67	2	1430	191	358	.534	0	3	.000	131	190	.689	137	273	410	71	144	0	14	64	100	513	7.7
Bostjan Nachbar(NO)	55	4	1137	146	368	.397	65	175	.371	88	105	.838	20	132	152	65	153	1	28	68	16	445	8.1
Casey Jacobsen(NO)	44	1	1030	100	251	.398	32	88	.364	103	130	.792	18	82	100	76	48	0	22	44	7	335	7.6
David West	30	8	552	75	172	.436	2	5	.400	34	50	.680	40	89	129	23	62	0	12	37	16	186	6.2
Junior Harrington	29	7	550	64	178	.360	6	19	.316	29	35	.829	13	50	63	62	72	1	25	41	5	163	5.6
Alex Garcia	8	3	146	18	52	.346	5	18	.278	3	4	.750	7	8	15	18	15	0	4	8	1	44	5.5
Jackson Vroman(NO)	36	17	648	76	183	.415	0	3	.000	44	68	.647	59	103	162	33	94	3	22	57	17	196	5.4
Matt Freije	23	11	441	37	127	.291	14	54	.259	5	8	.625	16	45	61	20	40	1	13	17	2	93	4.0
George Lynch	44	27	933	68	189	.360	11	37	.297	17	23	.739	55	119	174	88	83	0	32	57	12	164	3.7
Maciej Lampe(NO)	21	0	261	32	83	.386	0	1	.000	7	10	.700	15	42	57	10	31	0	4	7	5	71	3.4
Corsley Edwards	10	0	110	10	31	.323	0	0	--	7	12	.583	12	13	25	3	19	1	3	2	4	27	2.7
Lonny Baxter	4	0	36	3	11	.273	0	0	--	0	2	.000	4	4	8	0	10	0	0	4	0	6	1.5
NEW ORLEANS	82	--	19930	2718	6556	.415	415	1316	.315	1401	1830	.766	1019	2281	3300	1724	1883	17	550	1217	310	7252	88.4
OPPONENTS	82	--	19930	2847	6299	.452	494	1346	.367	1644	2122	.775	947	2485	3432	1742	1728	11	634	1168	452	7832	95.5

GAME-BY-GAME

Date	H/A	W/L	Opp	NOK/Opp	Record	Date	H/A	W/L	Opp	NOK/Opp	Record	Date	H/A	W/L	Opp	NOK/Opp	Record
11/3	H	L	DAL	91-106	0-1	1/3	A	L	BOS	90-108	2-27	3/2	H	W	CHA	94-85	12-45
11/5	H	L	ORL	89-90	0-2	1/5	H	L	CHI	89-95	2-28	3/4	H	W	UTA	92-85	13-45
11/6	A	L	MIN	92-99	0-3	1/7	A	L	MEM	76-84	2-29	3/6	H	L	TOR	84-95	13-46
11/9	H	L	LAL	98-106	0-4	1/8	H	W	SAC	121-117*	3-29	3/9	H	L	NIN	85-86*	13-47
11/12	H	L	ATL	95-96	0-5	1/11	A	W	NYK	88-82	4-29	3/12	H	W	MIL	111-107	14-47
11/13	A	L	MIL	91-94	0-6	1/12	A	L	DET	76-90	4-30	3/14	A	L	SAS	89-112	14-48
11/17	H	L	PHO	84-95	0-7	1/14	H	W	POR	112-106	5-30	3/16	H	L	MEM	82-88	14-49
11/20	H	L	MIN	94-99	0-8	1/16	A	L	TOR	99-102	5-31	3/18	A	W	CHI	94-90	15-49
11/22	A	W	UTA	76-75	1-8	1/17	A	L	PHI	91-95	5-32	3/19	H	L	BOS	100-113	15-50
11/23	A	L	GSW	109-115**	1-9	1/19	H	W	IND	90-87	6-32	3/21	A	L	DAL	86-103	15-51
11/26	A	L	PHO	86-95	1-10	1/22	H	W	LAC	88-85	7-32	3/23	A	L	MIN	102-107	15-52
11/28	A	L	LAL	76-89	1-11	1/24	A	L	MIA	68-97	7-33	3/25	H	L	HOU	68-81	15-53
11/29	A	L	DEN	67-76	1-12	1/26	H	L	HOU	77-82	7-34	3/26	A	W	MEM	96-85	16-53
12/1	H	L	SAC	81-94	1-13	1/28	H	W	PHI	99-95*	8-34	3/28	H	L	CLE	108-109*	16-54
12/4	H	L	DET	69-92	1-14	1/29	A	L	SAS	83-93	8-35	4/1	A	W	HOU	76-73	17-54
12/7	A	L	HOU	81-89	1-15	1/31	H	L	MEM	91-98	8-36	4/2	H	L	MIA	99-111	17-55
12/8	H	L	NYK	79-86	1-16	2/2	H	L	DAL	82-90	8-37	4/5	A	W	ATL	96-86	18-55
12/10	A	L	NIN	91-94*	1-17	2/4	A	L	GSW	82-90	8-38	4/6	H	L	DEN	83-94	18-56
12/12	A	L	WAS	69-88	1-18	2/5	A	L	UTA	92-108	8-39	4/8	H	L	UTA	87-98	18-57
12/14	A	L	CHA	93-94	1-19	2/8	A	L	SEA	91-108	8-40	4/10	H	L	POR	81-90	18-58
12/15	H	W	GSW	98-89	2-19	2/9	A	W	POR	91-80	9-40	4/12	A	L	PHO	85-99	18-59
12/17	H	L	SAS	67-83	2-20	2/11	H	W	GSW	111-108	10-40	4/13	A	L	DEN	102-116	18-60
12/19	A	L	SAC	71-107	2-21	2/13	A	L	ORL	94-97	10-41	4/15	A	L	SEA	72-97	18-61
12/21	A	L	LAC	91-100*	2-22	2/14	H	W	WAS	98-96	11-41	4/16	A	L	LAC	89-94	18-62
12/22	A	L	LAL	89-101	2-23	2/16	H	L	SAS	78-101	11-42	4/18	H	L	MIN	99-102	18-63
12/26	A	L	CLE	91-100	2-24	2/23	H	L	SEA	85-103	11-43	4/20	H	L	LAC	99-102	18-64
12/27	A	L	IND	82-100	2-25	2/27	H	L	DEN	93-94	11-44						
12/29	H	L	PHO	96-107	2-26	2/28	A	L	DAL	86-90	11-45						

* - overtime

WON'T BOW DOWN

2003-04 ROSTER & STATS

RECORD: 41-41

EAST: 30-24

WEST: 11-17

DIVISION: 14-14

HOME: 25-16

ROAD: 16-25

OVERTIME: 3-3

Head Coach: Tim Floyd, Louisiana Tech

Assistant Coaches: Alvin Gentry, Appalachian State; Jeff Bower, St. Francis

(PA); Kenny Gattison, Old Dominion; Jan van Breda Kolff, Vanderbilt

Trainer: Terry Kofler, Xavier

2003-04 FINAL STATISTICS

PLAYER	G	GS	MIN	FG	FGA	PCT	3FG	3FGA	PCT	FT	FTA	PCT	OFF	DEF	TOT	AST	PF	DQ	STL	TO	BLK	PTS	AVG
Baron Davis	67	66	2686	554	1402	.395	187	582	.321	237	352	.673	66	221	287	501	178	2	158	215	27	1532	22.9
Jamaal Mashburn	19	18	730	156	398	.392	19	67	.284	65	80	.813	19	98	117	47	42	0	14	37	5	396	20.8
David Wesley	61	60	2001	311	800	.389	92	285	.323	137	182	.753	28	106	134	175	147	1	71	100	14	851	14.0
Jamaal Magloire	82	82	2777	383	809	.473	0	1	.000	353	470	.751	268	579	847	86	278	6	43	201	101	1119	13.6
Hilton Armstrong	79	22	2247	291	736	.395	135	429	.315	123	144	.854	63	163	226	311	148	1	133	155	16	840	10.6
PJ Brown	80	80	2753	339	712	.476	0	1	.000	158	185	.854	237	453	690	155	203	2	78	101	73	836	10.5
Stacey Augmon	69	24	1416	143	347	.412	1	7	.143	110	139	.791	52	122	174	85	114	2	55	76	15	397	5.8
Robert Traylor	71	0	942	145	287	.505	2	5	.400	70	128	.547	106	156	262	43	161	3	39	62	37	362	5.1
Steve Smith	71	4	929	119	293	.406	43	107	.402	77	83	.928	27	54	81	56	91	0	15	42	6	358	5.0
Shammond Williams(NO)	16	2	238	28	81	.346	5	26	.192	11	13	.846	0	17	17	52	22	0	14	21	1	72	4.5
George Lynch	78	51	1701	149	375	.397	43	139	.309	34	51	.667	96	216	312	117	159	1	48	64	18	375	4.8
Maurice Carter(NO)	6	0	60	6	21	.286	3	8	.375	5	8	.625	2	6	8	2	5	0	0	3	0	20	3.3
David West	71	1	930	108	228	.474	0	2	.000	57	80	.713	117	180	297	60	117	0	27	48	28	273	3.8
Sean Rooks	35	0	325	34	94	.362	0	0	--	12	15	.800	10	40	50	11	48	0	9	15	5	80	2.3
Tierre Brown	3	0	17	2	4	.500	0	0	--	2	4	.500	0	1	1	2	1	0	0	7	0	6	2.0
Bryce Drew	15	0	78	4	18	.222	1	7	.143	3	3	1.000	0	6	6	13	1	0	4	8	0	12	0.8
NEW ORLEANS	82	--	19830	2772	6605	.420	531	1666	.319	1454	1937	.751	1091	2418	3509	1716	1715	18	708	1228	346	7529	91.8
OPPONENTS	82	--	19830	2843	6443	.441	444	1301	.341	1407	1877	.750	972	2477	3449	1790	1734	14	613	1282	429	7537	91.9

GAME-BY-GAME

Date	H/A	W/L	Opp	NOK/Opp	Record
10/29	H	W	ATL	88-83*	1-0
10/30	A	W	ORL	100-98	2-0
11/1	H	W	BOS	97-90	3-0
11/3	A	L	ATL	80-90	3-1
11/5	A	W	PHI	106-99*	4-1
11/7	H	W	LAL	114-95	5-1
11/8	H	L	CHI	106-109	5-2
11/11	A	L	DAL	97-125	5-3
11/12	H	W	UTA	96-89	6-3
11/15	H	W	POR	101-79	7-3
11/18	A	W	NUN	88-85	8-3
11/19	A	W	BOS	81-73	9-3
11/21	H	L	IND	75-76	9-4
11/23	A	W	DET	81-80	10-4
11/25	A	L	MIA	87-91	10-5
11/26	H	W	CLE	82-72	11-5
11/29	A	L	NYK	74-79	11-6
12/2	A	W	ORL	100-91	12-6
12/3	H	W	ORL	106-91	13-6
12/5	H	L	HOU	74-83	13-7
12/6	A	W	CHI	97-91	14-7
12/8	H	W	MIL	91-85	15-7
12/11	A	W	PHO	111-101	16-7
12/12	A	W	GSW	96-85	17-7
12/15	A	L	LAC	80-109	17-8
12/16	A	L	DEN	94-116	17-9
12/18	H	L	SAC	90-101	17-10
12/20	H	W	MEM	94-89	18-10

Date	H/A	W/L	Opp	NOK/Opp	Record
12/23	A	L	CLE	86-97	18-11
12/26	H	W	ATL	109-79	19-11
12/29	A	L	DET	99-108	19-12
12/31	A	W	BOS	96-94	20-12
1/2	A	W	TOR	86-74	21-12
1/3	A	L	IND	84-91	21-13
1/7	H	W	WAS	97-87	22-13
1/9	H	L	SAS	84-94	22-14
1/10	A	L	CHI	84-89	22-15
1/13	H	L	MIN	89-94	22-16
1/15	H	L	TOR	74-78*	22-17
1/17	H	W	ORL	91-90	23-17
1/19	A	L	MIN	90-97	23-18
1/21	H	L	PHI	86-92	23-19
1/23	H	W	DEN	97-91	24-19
1/24	A	W	SAS	98-96	25-19
1/28	H	W	MIL	101-100	26-19
1/30	A	L	PHI	82-85	26-20
1/31	H	L	MIA	70-94	26-21
2/1	H	L	NUN	70-91	26-22
2/4	H	L	DAL	104-113	26-23
2/6	H	W	DET	92-81	27-23
2/7	A	L	MIL	97-107	27-24
2/11	H	W	NYK	106-98	28-24
2/17	A	W	IND	89-75	29-24
2/18	H	W	WAS	120-98	30-24
2/21	A	L	NUN	84-97	30-25
2/23	A	L	CLE	100-104	30-26

Date	H/A	W/L	Opp	NOK/Opp	Record
2/25	H	W	LAC	99-93	31-26
2/27	H	W	IND	89-77	32-26
2/28	A	L	MEM	92-97	32-27
3/1	A	L	WAS	106-111*	32-28
3/3	H	W	CHI	100-97*	33-28
3/5	H	L	CLE	85-88	33-29
3/7	A	L	TOR	76-84	33-30
3/10	H	W	MIA	95-84	34-30
3/11	A	L	HOU	86-97	34-31
3/13	H	W	GSW	102-84	35-31
3/16	A	L	MIA	83-96	35-32
3/17	H	W	PHI	104-80	36-32
3/19	H	L	SEA	80-91	36-33
3/21	H	L	TOR	120-121*	36-34
3/23	H	W	DET	82-81	37-34
3/25	A	L	LAL	76-84	37-35
3/26	H	L	PHO	94-99	37-36
3/30	A	L	LAL	88-107	37-37
3/31	A	L	UTA	76-89	37-38
4/4	A	L	SEA	88-96	38-39
4/6	A	L	SAC	91-105	38-40
4/9	H	W	BOS	89-80	39-40
4/10	A	W	MIL	92-87	40-40
4/12	H	L	NYK	97-101	40-41
4/14	A	W	WAS	94-78	41-41

* - overtime

WON'T BOW DOWN

2002-03 ROSTER & STATS

RECORD: 47-35

WEST: 32-22

EAST: 15-13

DIVISION: 17-11

HOME: 29-12

ROAD: 21-20

OVERTIME: 5-4

Head Coach: Paul Silas, Creighton

Assistant Coaches: Brian Hill, Kennedy; Stephen Silas, Brown;

Bob Donewald Jr., Western Michigan

Trainer: Terry Kofler, Xavier '76

2001-02 FINAL STATISTICS

PLAYER	G	GS	MIN	FG	FGA	PCT	3FG	3FGA	PCT	FT	FTA	PCT	OFF	DEF	TOT	AST	PF	DQ	STL	TO	BLK	PTS	AVG
Jamaal Mashburn	82	81	3321	670	1586	.422	119	306	.389	313	369	.848	66	432	498	462	196	0	83	230	17	1772	21.6
Baron Davis	50	47	1889	332	798	.416	99	283	.350	93	131	.710	56	130	186	320	148	3	91	140	22	856	17.1
David Wesley	73	73	2710	449	1037	.433	134	316	.424	185	237	.781	38	137	175	251	173	0	109	132	9	1217	16.7
PJ Brown	78	78	2609	319	601	.531	0	3	.000	194	232	.836	243	458	701	147	203	3	67	98	80	832	10.7
Jamaal Magloire	82	82	2443	305	635	.480	0	3	.000	231	322	.717	260	464	724	88	276	4	49	158	111	841	10.3
Courtney Alexander	66	7	1360	193	505	.382	19	57	.333	118	146	.808	39	79	118	79	125	0	31	68	6	523	7.9
Elden Campbell	41	1	685	101	247	.409	0	1	.000	93	115	.809	34	108	142	42	102	2	24	42	31	295	7.2
Kenny Anderson (NO)	23	1	446	61	150	.407	1	2	.500	16	22	.727	14	31	45	77	43	0	18	42	4	139	6.0
Robert Pack	28	4	440	52	129	.403	0	5	.000	41	55	.745	11	40	51	81	35	0	25	40	0	145	5.2
George Lynch	81	32	1497	147	359	.409	28	79	.354	41	74	.554	139	214	353	104	136	1	66	52	19	363	4.5
Jerome Moiso	51	1	644	89	171	.520	0	0	--	27	41	.659	59	119	178	22	87	1	19	46	44	205	4.0
Robert Traylor	69	0	851	105	237	.443	1	3	.333	57	88	.648	108	154	262	50	153	1	45	53	37	268	3.9
Stacey Augmon	70	3	862	79	192	.411	0	7	.000	54	72	.750	26	93	119	69	80	0	27	40	9	212	3.0
Randy Livingston	2	0	12	2	4	.500	0	0	--	2	2	1.000	0	0	0	1	0	0	0	0	0	6	3.0
Bryce Drew	13	0	79	8	27	.296	3	7	.429	0	0	--	4	9	13	11	2	0	2	3	0	19	1.5
Kirk Haston	12	0	57	2	17	.118	0	3	.000	2	4	.500	0	7	7	3	10	0	7	5	6	6	0.5
NEW ORLEANS	82	--	19905	2914	6695	.435	404	1075	.376	1467	1910	.768	1097	2475	3572	1807	1769	15	656	1212	394	7699	93.9
OPPONENTS	82	--	19905	2857	6518	.438	338	1001	.338	1474	1925	.766	909	2368	3277	1630	1754	12	647	1196	427	7526	91.8

GAME-BY-GAME

Date	H/A	W/L	Opp	NOK/Opp	Record
10/30	H	W	UTA	100-75	1-0
11/1	A	L	CHI	79-84	1-1
11/2	H	W	MIA	100-95	2-1
11/6	H	W	SEA	86-84	3-1
11/8	H	W	GSW	110-104	4-1
11/10	A	W	NYK	97-91*	5-1
11/12	A	L	DET	87-93	5-2
11/13	H	W	MIN	102-98	6-2
11/15	H	W	CHI	105-87	7-2
11/16	A	L	ATL	82-89	7-3
11/19	H	W	PHI	99-98	8-3
11/22	H	W	NYK	105-97*	9-3
11/23	A	W	CLE	97-84	10-3
11/25	A	L	PHI	87-108	10-4
11/27	H	W	ATL	106-94	11-4
11/30	A	L	NYK	86-92*	11-5
12/1	A	L	BOS	86-95	11-6
12/3	A	W	CHI	115-90	12-6
12/4	H	W	TOR	89-74	13-6
12/6	H	W	HOU	98-96*	14-6
12/7	A	W	MIL	94-88	15-6
12/9	H	L	LAC	90-94	15-7
12/12	A	W	UTA	93-88	16-7
12/13	A	W	LAL	98-82	17-7
12/15	A	L	SAC	92-107	17-8
12/17	A	L	POR	93-102	17-9
12/18	A	L	GSW	106-111	17-10
12/20	A	W	SEA	88-86*	18-10

Date	H/A	W/L	Opp	NOK/Opp	Record
12/23	A	L	SAS	99-94*	18-11
12/26	H	L	DAL	81-83	18-12
12/28	A	L	IND	84-91	18-13
12/29	A	L	HOU	85-97	18-14
12/31	H	L	IND	86-89	18-15
1/3	H	W	ORL	100-89	19-15
1/5	A	W	TOR	99-84	20-15
1/6	A	L	MEM	102-106	20-16
1/8	H	L	BOS	83-93	20-17
1/10	H	L	DET	99-101*	20-18
1/11	A	L	ATL	80-87	20-19
1/15	H	L	LAL	82-90	20-20
1/17	H	W	CHI	90-83	21-20
1/20	H	W	PHO	114-102	22-20
1/22	H	W	WAS	103-94	23-20
1/24	H	L	POR	96-97*	23-21
1/27	H	L	MIL	93-108	23-22
1/29	H	W	TOR	104-83	24-22
1/31	A	L	NUN	72-89	24-23
2/1	A	L	WAS	104-109	24-24
2/3	H	W	BOS	103-96	25-24
2/5	H	W	SAC	108-84	26-24
2/7	A	W	MIA	78-69	27-24
2/12	H	L	IND	72-83	27-25
2/14	A	L	MIN	93-114	27-26
2/16	H	W	DEN	100-92	28-26
2/18	A	L	ORL	94-99	28-27
2/19	H	W	WAS	87-75	29-27

Date	H/A	W/L	Opp	NOK/Opp	Record
2/21	H	W	MEM	125-123*	30-27
2/22	A	W	DET	93-91	31-27
2/26	H	W	MIA	91-82	32-27
2/28	A	W	DEN	94-88	33-27
3/1	A	W	PHO	94-88	34-27
3/3	A	W	LAC	111-108	35-27
3/7	H	W	CLE	102-76	36-27
3/9	H	L	NUN	92-102	36-28
3/11	A	W	IND	81-71	37-28
3/12	A	L	BOS	65-93	37-29
3/14	A	W	MIA	87-83	38-29
3/15	A	L	ORL	86-96	38-30
3/19	H	W	NYK	101-96	39-30
3/21	H	W	MIL	113-98	40-30
3/22	A	L	MIL	85-93	40-31
3/26	H	L	ORL	95-97	40-32
3/28	A	W	TOR	101-92	41-32
3/30	H	L	SAS	90-92	41-33
4/1	A	L	DAL	86-95	41-34
4/2	H	W	NUN	106-97	42-34
4/5	A	L	CLE	76-79	42-35
4/9	H	W	CLE	100-81	43-35
4/11	H	W	DET	93-89	44-35
4/13	A	W	PHI	94-89	45-35
4/14	A	W	NUN	87-74	46-35
4/16	H	W	ATL	92-77	47-35

* - overtime

ALL-TIME ROSTER

Ajina, Alexis

7-2 • Center • Saint-Etienne, France

Signed as an unrestricted free agent on Dec. 20, 2013...Re-signed as an unrestricted free agent July 9, 2015...Traded to the Los Angeles Clippers in exchange for Wesley Johnson on October 15, 2018.

YEAR	G	GS	MIN	FG	FGA	PCT	3P	3PA	PCT	FT	FTA	PCT	OFF	DEF	TOT	AST	PF	DQ	STL	TO	BLK	PTS	AVG
13-14	56	30	951	136	249	.546	0	1	.000	56	67	.836	94	183	277	40	187	3	23	63	46	328	5.9
14-15	68	8	957	181	329	.550	0	0	.000	81	99	.818	104	211	315	47	151	0	21	69	51	443	6.5
15-16	59	17	861	150	315	.476	0	1	.000	52	62	.839	75	194	269	31	134	0	19	54	36	352	6.0
16-17	39	15	584	89	178	.500	0	4	.000	29	40	.725	46	131	177	12	77	0	20	31	22	207	5.3
TOTALS	222	70	3353	556	1071	.519	0	6	.000	218	268	.813	319	719	1038	130	549	3	83	217	181	1330	6.0

Alexander, Courtney

6-6 • Guard • Fresno State

Acquired from Washington in exchange for the 17th overall selection in the 2002 NBA Draft on June 26, 2002...Became a free agent after 2003-04 season.

YEAR	G	GS	MIN	FG	FGA	PCT	3P	3PA	PCT	FT	FTA	PCT	OFF	DEF	TOT	AST	PF	DQ	STL	TO	BLK	PTS	AVG
02-03	66	7	1360	193	505	.382	19	57	.333	118	146	.808	39	79	118	79	125	0	31	68	6	523	7.9

Allen, Tony

6-4 • Guard/Forward • Oklahoma State

Signed as an unrestricted free agent September 15, 2017...Traded to the Chicago Bulls along with Omer Asik, Jameer Nelson, and a 2018 first round pick in exchange for Nikola Mirotic and a 2018 second-round draft pick on February 1, 2018.

YEAR	G	GS	MIN	FG	FGA	PCT	3P	3PA	PCT	FT	FTA	PCT	OFF	DEF	TOT	AST	PF	DQ	STL	TO	BLK	PTS	AVG
17-18	22	0	273	44	91	.484	4	12	.333	11	21	.524	20	27	47	9	49	0	11	19	3	103	4.7

Aminu, Al-Farouq

6-9 • Forward • Wake Forest

Acquired from LA Clippers along with Eric Gordon, Chris Kaman and a 2012 first round draft pick in exchange for Chris Paul and two 2015 second round draft picks on December 14th, 2011...Became a free agent following the 2012-13 season...Signed as a free agent on July 10, 2013...Became a free agent after the 2013-14 season.

YEAR	G	GS	MIN	FG	FGA	PCT	3P	3PA	PCT	FT	FTA	PCT	OFF	DEF	TOT	AST	PF	DQ	STL	TO	BLK	PTS	AVG
11-12	66	21	1477	150	365	.411	13	47	.277	86	114	.754	95	213	308	66	136	1	59	91	34	399	6.0
12-13	76	71	2066	225	474	.475	4	19	.211	101	137	.737	139	446	585	103	153	0	92	116	51	555	7.3
13-14	80	65	2045	234	494	.474	13	48	.271	91	137	.664	129	367	496	114	147	1	82	88	38	572	7.2
TOTALS	222	157	5588	609	1333	.457	30	114	.263	278	388	.716	363	1026	1389	283	436	2	233	295	123	1526	6.9

Amundson, Lou

6-9 • Forward • Nevada-Las Vegas

Signed as a free agent for the remainder of the season on March 12, 2013...Rights were renounced following the 2012-13 season...Signed as a free agent on November 12, 2013...Waived on December 31, 2013.

YEAR	G	GS	MIN	FG	FGA	PCT	3P	3PA	PCT	FT	FTA	PCT	OFF	DEF	TOT	AST	PF	DQ	STL	TO	BLK	PTS	AVG
12-13	18	0	209	18	42	.429	0	0	--	8	16	.500	24	34	58	8	27	0	9	8	6	44	2.4
13-14	18	0	184	16	32	.500	0	0	--	6	24	.250	28	27	55	6	49	2	9	14	11	38	2.1
TOTALS	36	0	393	34	74	.459	0	0	--	14	40	.350	52	61	113	14	76	2	18	22	17	82	2.3

Andersen, Chris

6-10 • Forward/Center • Blinn J.C. (TX)

Signed as a free agent on July 16, 2004...Dismissed and disqualified from the NBA on Jan. 27, 2006...Re-signed by the Hornets on March 5, 2008 after being re-instated by the NBA following a two-year suspension for violating the NBA's substance abuse policy...Became a free agent following the 2007-08 season.

YEAR	G	GS	MIN	FG	FGA	PCT	3P	3PA	PCT	FT	FTA	PCT	OFF	DEF	TOT	AST	PF	DQ	STL	TO	BLK	PTS	AVG
04-05	67	2	1430	191	358	.534	0	3	.000	131	190	.689	137	273	410	71	144	0	14	64	100	513	7.7
05-06	32	2	570	56	98	.571	0	0	--	49	103	.476	61	94	155	6	84	0	8	26	41	161	5.0
07-08	5	0	34	2	7	.286	0	0	--	2	4	.500	2	7	9	0	6	0	0	1	4	6	1.2
TOTALS	104	4	2034	249	463	.538	0	3	.000	182	297	.613	200	374	574	77	234	0	22	91	145	680	6.5

Andersen, David

6-11 • Center • Australia

Acquired along with Jarrett Jack and Marcus Banks from the Toronto Raptors in exchange for Jerryd Bayless and Peja Stojakovic November 19, 2010...Waived on December 19, 2011.

YEAR	G	GS	MIN	FG	FGA	PCT	3P	3PA	PCT	FT	FTA	PCT	OFF	DEF	TOT	AST	PF	DQ	STL	TO	BLK	PTS	AVG
10-11	29	0	223	33	74	.446	5	13	.385	7	15	.467	12	38	50	6	29	0	2	14	6	78	2.7

Anderson, Kenny

6-1 • Guard • Georgia Tech

Acquired from Seattle in exchange for Elden Campbell on Feb. 20, 2003...Became a free agent after 2002-03 season.

YEAR	G	GS	MIN	FG	FGA	PCT	3P	3PA	PCT	FT	FTA	PCT	OFF	DEF	TOT	AST	PF	DQ	STL	TO	BLK	PTS	AVG
02-03	23	1	446	61	150	.407	1	2	.500	16	22	.727	14	31	45	77	43	0	18	42	4	139	6.0

Anderson, Ryan

6-10 • Forward • California

Acquired from Orlando in exchange for forward Gustavo Ayon on July 11, 2012...Became an unrestricted free agent at the conclusion of the 2015-16 season.

YEAR	G	GS	MIN	FG	FGA	PCT	3P	3PA	PCT	FT	FTA	PCT	OFF	DEF	TOT	AST	PF	DQ	STL	TO	BLK	PTS	AVG
12-13	81	22	2503	472	1115	.423	213	557	.382	152	180	.844	191	328	519	97	179	2	42	97	31	1309	16.2
13-14	22	14	795	155	354	.438	67	164	.409	59	62	.952	66	76	142	17	47	0	10	20	7	436	19.8
14-15	61	5	1675	291	729	.399	112	359	.340	129	151	.854	108	187	295	55	113	1	35	62	20	833	13.7
15-16	66	7	2008	397	929	.427	131	358	.366	199	228	.873	131	265	396	73	109	0	38	90	25	1124	17.0
TOTALS	230	48	6981	1315	3127	.421	533	1438	.371	539	621	.868	496	856	1352	242	448	0	123	269	83	3702	16.1

Ariza, Trevor

6-8 • Guard/Forward • UCLA

Acquired from the Houston Rockets in a four-team trade on August 11, 2010...Traded to the Washington Wizards along with Emeka Okafor for the rights to forward Rashard Lewis and the 46th pick in the 2012 NBA Draft.

YEAR	G	GS	MIN	FG	FGA	PCT	3P	3PA	PCT	FT	FTA	PCT	OFF	DEF	TOT	AST	PF	DQ	STL	TO	BLK	PTS	AVG
10-11	75	75	2600	303	762	.398	82	271	.303	138	197	.701	61	347	408	162	180	0	120	118	51	826	11.0
11-12	41	41	1350	168	403	.417	29	87	.333	79	102	.775	41	174	215	135	73	0	69	76	25	444	10.8
TOTALS	116	16	3950	471	1165	.404	111	358	.310	217	299	.726	102	521	623	297	253	0	189	194	56	1270	10.9

Armstrong, Darrell

6-1 • Guard • Fayetteville State

Signed as a free agent on July 29, 2003...Traded to Dallas in exchange for Dan Dickau and a 2005 second round draft pick on Dec. 3, 2004.

YEAR	G	GS	MIN	FG	FGA	PGT	3P	3PA	PGT	FT	FTA	PGT	OFF	DEF	TOT	AST	PF	DQ	STL	TO	BLK	PTS	AVG
03-04	79	22	2247	291	756	.395	135	429	.315	123	144	.854	63	163	226	311	148	1	133	155	16	840	10.6
04-05	14	9	412	53	159	.333	17	70	.243	19	21	.905	16	32	48	65	30	1	15	28	2	142	10.1
TOTALS	93	31	2659	344	895	.384	152	499	.305	142	165	.861	79	195	274	376	178	2	148	183	18	982	10.6

Armstrong, Hilton

6-11 • Center/Forward • Connecticut

Drafted with the 12th overall pick of the 2006 NBA Draft...signed to fourth-year option on October 25, 2008...traded to Sacramento in exchange for a conditional second round pick in 2016 on Jan. 11, 2010.

YEAR	G	GS	MIN	FG	FGA	PGT	3P	3PA	PGT	FT	FTA	PGT	OFF	DEF	TOT	AST	PF	DQ	STL	TO	BLK	PTS	AVG
06-07	56	5	634	68	125	.544	0	0	---	40	67	.597	58	91	149	10	79	0	12	35	26	176	3.1
07-08	65	3	732	67	148	.453	0	0	---	44	70	.629	65	98	163	23	130	1	15	59	34	178	2.7
08-09	70	29	1092	138	246	.561	0	2	.000	62	98	.633	81	114	195	29	181	1	26	80	45	338	4.8
09-10	18	0	239	19	50	.380	0	0	---	13	28	.464	17	44	61	16	44	1	8	13	8	51	2.8
TOTALS	209	37	2697	292	569	.515	0	2	.000	159	263	.605	221	347	568	78	434	3	61	187	113	743	3.6

Asik, Omer

7-0 • Center • Turkey

Acquired from Houston in a three-team trade by New Orleans along with Omri Casspi in exchange for a future first-round pick...Re-signed as an unrestricted free agent July 9, 2015...Traded to the Chicago Bulls along with Tony Allen, Jameer Nelson, and a 2018 first round pick in exchange for Nikola Mirotic and a 2018 second round draft pick on February 1, 2018.

YEAR	G	GS	MIN	FG	FGA	PGT	3P	3PA	PGT	FT	FTA	PGT	OFF	DEF	TOT	AST	PF	DQ	STL	TO	BLK	PTS	AVG
14-15	76	76	1982	213	412	.517	---	---	---	131	225	.582	244	504	748	72	144	0	29	95	54	557	7.3
15-16	68	64	1178	104	195	.533	---	---	---	61	112	.545	120	294	414	26	124	0	21	60	23	269	4.0
16-17	31	19	482	31	65	.477	---	---	---	23	39	.590	48	115	163	15	51	0	5	14	10	85	2.7
17-18	14	0	121	7	16	.438	---	---	---	4	12	.333	7	30	37	2	14	0	1	5	2	18	1.3
TOTALS	189	159	3763	355	688	.516	---	---	---	219	388	.564	419	943	1362	115	333	0	56	174	89	929	4.9

Augmon, Stacey

6-8 • Forward • UNLV

Signed as a free agent on July 25, 2001...Became a free agent after 2003-04 season.

YEAR	G	GS	MIN	FG	FGA	PGT	3P	3PA	PGT	FT	FTA	PGT	OFF	DEF	TOT	AST	PF	DQ	STL	TO	BLK	PTS	AVG
02-03	70	3	862	79	192	.411	0	7	.000	54	72	.750	26	93	119	69	80	0	27	40	9	212	3.0
03-04	69	24	1416	143	347	.412	1	7	.343	110	139	.791	52	122	174	85	114	2	55	76	15	397	5.8
TOTALS	139	27	2278	222	539	.412	1	14	.071	164	211	.777	78	215	293	154	194	2	82	116	24	609	4.4

Ayon, Gustavo

6-10 • Forward • Mexico

Signed as a free agent on December 21, 2011...Traded to the Orlando Magic for forward Ryan Anderson on July 11, 2012.

YEAR	G	GS	MIN	FG	FGA	PGT	3P	3PA	PGT	FT	FTA	PGT	OFF	DEF	TOT	AST	PF	DQ	STL	TO	BLK	PTS	AVG
11-12	54	24	1088	140	261	.536	0	1	.000	39	63	.619	86	179	265	34	118	2	53	46	46	319	5.9

Babbitt, Luke

6-9 • Forward • Nevada

Signed as a free agent on February 4, 2014...Re-signed as unrestricted free agent July 20, 2015...Traded to the Miami HEAT in exchange for a second round draft pick and cash considerations on July 10, 2016.

YEAR	G	GS	MIN	FG	FGA	PGT	3P	3PA	PGT	FT	FTA	PGT	OFF	DEF	TOT	AST	PF	DQ	STL	TO	BLK	PTS	AVG
13-14	27	2	473	60	154	.390	36	95	.379	14	18	.778	18	70	88	29	52	0	7	15	11	170	6.3
14-15	63	19	830	92	192	.479	59	115	.513	13	19	.684	12	99	111	24	63	0	17	26	11	256	4.1
15-16	47	13	845	122	289	.422	44	109	.404	39	50	.780	25	123	148	53	90	0	11	23	7	327	7.0
TOTALS	137	34	2148	274	635	.431	139	319	.436	66	87	.759	55	292	347	106	205	0	35	64	29	753	5.5

Bass, Brandon

6-8 • Forward • Louisiana State

Drafted with the 33rd overall pick in the second round of the 2005 NBA Draft...Became a free agent following the 2006-07 season.

YEAR	G	GS	MIN	FG	FGA	PGT	3P	3PA	PGT	FT	FTA	PGT	OFF	DEF	TOT	AST	PF	DQ	STL	TO	BLK	PTS	AVG
05-06	29	1	268	28	70	.400	0	0	---	12	19	.632	18	50	68	3	18	0	3	11	7	68	2.3
06-07	21	3	162	15	44	.341	0	1	.000	12	16	.750	13	30	43	3	16	0	2	10	3	42	2.0
TOTALS	50	4	430	43	114	.377	0	1	.000	24	35	.686	31	80	111	6	34	0	5	21	10	110	2.2

Bayless, Jerry

6-3 • Guard • Arizona

Acquired from Portland in exchange for a 2011 first round draft pick on October 23, 2010...Traded to Toronto with Peja Stojakovic in exchange for Jarrett Jack, David Andersen and Marcus Banks on November 20, 2010.

YEAR	G	GS	MIN	FG	FGA	PGT	3P	3PA	PGT	FT	FTA	PGT	OFF	DEF	TOT	AST	PF	DQ	STL	TO	BLK	PTS	AVG
10-11	11	0	149	17	49	.347	3	14	.214	13	17	.765	2	13	15	28	16	0	2	17	1	50	4.5

Belinelli, Marco

6-5 • Guard • Italy

Acquired from Toronto on August 11, 2010...Re-signed by the Hornets on December 13, 2011...Became a free agent following the 2011-12 season.

YEAR	G	GS	MIN	FG	FGA	PGT	3P	3PA	PGT	FT	FTA	PGT	OFF	DEF	TOT	AST	PF	DQ	STL	TO	BLK	PTS	AVG
10-11	80	69	1957	302	691	.437	134	324	.414	98	125	.784	17	134	151	92	146	0	38	77	6	836	10.5
11-12	66	55	1966	286	686	.417	107	284	.377	101	129	.783	19	153	172	101	115	1	48	69	5	780	11.8
TOTALS	146	124	3923	588	1377	.427	241	608	.396	199	254	.783	36	287	323	193	261	1	86	146	11	1616	11.1

Bertans, Dairis

6-4 • Guard • Latvia

Signed as a free agent on March 1, 2019...Became an unrestricted free agent at the conclusion of the 2018-19 season.

YEAR	G	GS	MIN	FG	FGA	PGT	3P	3PA	PGT	FT	FTA	PGT	OFF	DEF	TOT	AST	PF	DQ	STL	TO	BLK	PTS	AVG
18-19	12	0	167	12	47	.255	10	34	.294	0	0	---	2	7	9	10	7	0	1	2	0	34	2.8

WON'T BOW DOWN

Bowen, Ryan**6-9 • Forward • Iowa**

Signed with the New Orleans Hornets on Oct. 1, 2007 as a free agent... Became a free agent following the 2007-08 season... Signed with the New Orleans Hornets on August 11, 2008 as a free agent... Became a free agent following the 2008-09 season.

YEAR	G	GS	MIN	FG	FGA	PCT	3P	3PA	PCT	FT	FTA	PCT	OFF	DEF	TOT	AST	PF	DQ	STL	TO	BLK	PTS	AVG
07-08	53	4	660	49	100	.490	0	1	.000	16	29	.552	55	45	100	25	77	0	32	15	11	114	2.2
08-09	21	3	219	22	38	.579	0	0	---	3	5	.600	10	14	24	9	37	0	14	5	16	47	2.2
TOTALS	74	7	879	71	138	.514	0	1	.000	19	34	.559	65	59	124	34	114	0	46	20	16	161	2.2

Brown, Anthony**6-7 • Forward • Stanford**

Signed as a free agent on November 21, 2016... Waived on December 9, 2016

YEAR	G	GS	MIN	FG	FGA	PCT	3P	3PA	PCT	FT	FTA	PCT	OFF	DEF	TOT	AST	PF	DQ	STL	TO	BLK	PTS	AVG
16-17	9	0	143	14	41	.341	6	24	.250	---	---	---	6	20	26	6	13	0	5	5	1	34	3.8

Brown, Bobby**6-2 • Guard • Cal-State Fullerton**

Acquired with Darius Songaila in exchange for Antonio Daniels and New Orleans' 2014 second round draft pick on Sept. 9, 2009... traded to L.A. Clippers in exchange for a 2014 conditional second-round pick on Jan. 26, 2010

YEAR	G	GS	MIN	FG	FGA	PCT	3P	3PA	PCT	FT	FTA	PCT	OFF	DEF	TOT	AST	PF	DQ	STL	TO	BLK	PTS	AVG
09-10	22	0	328	60	152	.395	17	66	.258	8	8	1.000	1	17	18	46	28	0	9	24	1	145	6.6

Brown, Devin**6-5 • Guard • Texas-San Antonio**

Signed as a free agent on December 21, 2006... Became a free agent following the 2006-07 season... Signed as a free agent on August 22, 2008... Exercised player option on June 4, 2009 for the 2009-10 season... Traded to Chicago in exchange for Aaron Gray on Jan. 25, 2010.

YEAR	G	GS	MIN	FG	FGA	PCT	3P	3PA	PCT	FT	FTA	PCT	OFF	DEF	TOT	AST	PF	DQ	STL	TO	BLK	PTS	AVG
06-07	58	49	1662	233	555	.420	81	227	.357	123	155	.794	55	196	251	149	139	0	44	91	9	670	11.6
08-09	63	5	869	111	313	.355	28	97	.289	78	100	.780	31	88	119	54	81	1	32	54	5	328	5.2
09-10	39	37	967	128	325	.394	54	147	.367	69	86	.802	27	82	109	58	62	0	30	57	5	379	9.7
TOTALS	160	91	3498	472	1193	.396	163	471	.346	270	341	.792	113	366	479	261	282	1	106	202	19	1377	8.6

Brown, PJ**6-11 • Forward • Louisiana Tech**

Acquired along with Jamal Mashburn, Otis Thorpe, Rodney Buford and Tim James from Miami in exchange for Eddie Jones, Anthony Mason, Ricky Davis and Dale Ellis on Aug. 1, 2000... Traded along with J.R. Smith to the Chicago Bulls in exchange for center Tyson Chandler on July 14, 2006.

YEAR	G	GS	MIN	FG	FGA	PCT	3P	3PA	PCT	FT	FTA	PCT	OFF	DEF	TOT	AST	PF	DQ	STL	TO	BLK	PTS	AVG
02-03	78	78	2609	319	601	.531	0	3	.000	194	232	.836	243	458	701	147	203	3	67	98	80	832	10.7
03-04	80	80	2753	339	712	.476	0	1	.000	158	185	.854	237	453	690	155	203	2	78	101	73	856	10.5
04-05	82	78	2817	338	758	.446	0	0	---	210	243	.864	266	471	737	178	233	3	74	101	50	886	10.6
05-06	75	73	2380	269	583	.461	0	0	---	139	168	.827	182	365	547	90	216	2	46	90	50	677	9.0
TOTALS	315	309	10559	1265	2654	.477	0	4	.000	701	828	.847	928	1747	2675	570	855	10	265	390	253	3231	10.3

Brown, Tierre**6-2 • Guard • McNeese State**

Signed to a 10-day contract on Jan. 26, 2004... Waived on Feb. 5, 2004.

YEAR	G	GS	MIN	FG	FGA	PCT	3P	3PA	PCT	FT	FTA	PCT	OFF	DEF	TOT	AST	PF	DQ	STL	TO	BLK	PTS	AVG
03-04	3	0	17	2	4	.500	0	0	.000	2	4	.500	0	1	1	2	1	0	0	7	0	6	2.0

Butler, Rasual**6-7 • Forward • LaSalle**

Acquired from Miami along with Kirk Snyder (from Utah) in exchange for draft rights to Roberto Duenas in a five-team, 13-player deal that also sent Antoine Walker (from Boston) and Jason Williams, James Posey and Andre Emmitt (from Memphis) to Miami, Eddie Jones (from Miami) and Raul Lopez (from Utah) to Memphis, Greg Oden (from Memphis) to Utah, and Curtis Borchardt (from Utah) and Qyntel Woods, the draft rights to Albert Miralles, two second round picks and cash considerations (from Miami) to Boston on Aug. 2, 2005... Was traded to the LA Clippers in exchange for a second-round draft pick in 2016 on August 12, 2009.

YEAR	G	GS	MIN	FG	FGA	PCT	3P	3PA	PCT	FT	FTA	PCT	OFF	DEF	TOT	AST	PF	DQ	STL	TO	BLK	PTS	AVG
05-06	79	20	1875	257	633	.406	92	242	.380	79	114	.693	51	181	232	40	142	0	33	65	45	685	8.7
06-07	81	38	2223	314	788	.398	134	363	.369	56	87	.644	42	214	256	63	148	0	40	67	54	818	10.1
07-08	51	8	875	91	260	.350	44	133	.331	26	31	.839	16	84	100	36	66	1	15	10	21	252	4.9
08-09	82	74	2614	348	803	.433	140	359	.390	86	110	.782	49	222	271	75	159	1	51	59	61	922	11.2
TOTALS	293	140	7587	1010	2484	.407	410	1097	.374	247	342	.722	158	701	859	214	515	2	139	201	181	2677	9.1

Campbell, Elden**7-0 • Center • Clemson**

Acquired from L.A. Lakers along with Eddie Jones in exchange for Glen Rice, B.J. Armstrong and J.R. Reid on Mar. 10, 1999... Traded to Seattle in exchange for Kenny Anderson on Feb. 20, 2003.

YEAR	G	GS	MIN	FG	FGA	PCT	3P	3PA	PCT	FT	FTA	PCT	OFF	DEF	TOT	AST	PF	DQ	STL	TO	BLK	PTS	AVG
02-03	41	1	685	101	247	.409	0	1	.000	93	115	.809	34	108	142	42	102	2	24	42	31	295	7.2
TOTALS	41	1	685	101	247	.409	0	1	.000	93	115	.809	34	108	142	42	102	2	24	42	31	295	7.2

Carter, Maurice**6-5 • Guard • Louisiana State**

Signed to a 10-day contract on Mar. 25, 2004... Signed for the remainder of the season on Apr. 4, 2004. Selected by Charlotte in the 2004 NBA Expansion Draft.

YEAR	G	GS	MIN	FG	FGA	PCT	3P	3PA	PCT	FT	FTA	PCT	OFF	DEF	TOT	AST	PF	DQ	STL	TO	BLK	PTS	AVG
03-04	6	0	60	6	21	.286	3	8	.375	5	8	.625	2	6	8	2	5	0	0	3	0	20	3.3

Casspi, Omri**6-9 • Forward • Israel**

Acquired from the Sacramento Kings along with DeMarcus Cousins in exchange for Tyreke Evans, Buddy Hield, Langston Galloway, and draft picks on February 20, 2017.

YEAR	G	GS	MIN	FG	FGA	PCT	3P	3PA	PCT	FT	FTA	PCT	OFF	DEF	TOT	AST	PF	DQ	STL	TO	BLK	PTS	AVG
16-17	1	0	24	5	9	.556	2	4	.500	---	---	---	1	1	2	0	3	0	0	2	0	12	12.0

Chandler, Tyson**7-1 • Center • Dominguez HS (CA)**

Acquired from the Chicago Bulls in exchange for PJ Brown and J.R. Smith on July 14, 2006... Traded to Charlotte on July 28, 2009 in exchange for Emeka Okafor.

YEAR	G	GS	MIN	FG	FGA	PCT	3P	3PA	PCT	FT	FTA	PCT	OFF	DEF	TOT	AST	PF	DQ	STL	TO	BLK	PTS	AVG
06-07	73	73	2525	292	468	.624	0	1	.000	106	201	.527	320	584	904	66	244	5	37	126	129	690	9.5
07-08	79	79	2783	377	605	.623	0	1	.000	175	295	.593	322	606	928	81	243	4	45	136	84	929	11.8
08-09	45	45	1445	160	283	.565	0	0	---	77	133	.579	163	230	393	22	144	2	15	70	56	397	8.8
TOTALS	197	197	6753	829	1356	.611	0	2	.000	358	629	.569	805	1420	2225	169	631	11	97	332	269	2016	10.2

WON'T BOW DOWN

Childress, Josh

6-8 • Forward • Stanford

Signed as an unrestricted free agent on August 3, 2017.

YEAR	G	GS	MIN	FG	FGA	PCT	3P	3PA	PCT	FT	FTA	PCT	OFF	DEF	TOT	AST	PF	DQ	STL	TO	BLK	PTS	AVG
13-14	4	0	24	0	0	.000	0	0	.000	0	0	.000	0	3	3	2	1	0	1	1	0	0	0.0

Clark, Ian

6-3 • Guard • Belmont

Signed as an unrestricted free agent on August 3, 2018...Re-signed with New Orleans on July 9, 2018...Became an unrestricted free agent at the conclusion of the 2018-19 season.

YEAR	G	GS	MIN	FG	FGA	PCT	3P	3PA	PCT	FT	FTA	PCT	OFF	DEF	TOT	AST	PF	DQ	STL	TO	BLK	PTS	AVG
17-18	74	2	1455	222	495	.448	62	195	.318	45	59	.763	10	117	127	110	120	0	33	57	10	551	7.4
18-19	60	6	973	151	383	.394	66	202	.327	33	37	.892	13	76	89	94	95	0	22	58	8	401	6.7
TOTALS	134	8	2428	373	878	.425	128	397	.322	78	96	.813	23	193	216	204	215	0	55	115	18	952	7.1

Claxton, Speedy

5-11 • Guard • Hofstra

Acquired from Golden State along with Dale Davis and cash considerations in exchange for Baron Davis on Feb. 24, 2005...Became a free agent following the 2005-06 season.

YEAR	G	GS	MIN	FG	FGA	PCT	3P	3PA	PCT	FT	FTA	PCT	OFF	DEF	TOT	AST	PF	DQ	STL	TO	BLK	PTS	AVG
04-05	16	3	365	41	110	.373	1	9	.111	25	41	.610	5	26	31	88	30	1	22	27	2	108	6.8
05-06	71	3	2019	304	736	.413	17	63	.270	246	320	.769	39	154	93	339	177	1	108	154	6	871	12.3
TOTALS	87	6	2384	345	846	.408	18	72	.250	271	361	.751	44	180	224	427	207	2	130	181	8	979	11.3

Cole, Norris

6-2 • Guard • Cleveland State

Acquired along with Justin Hamilton and Shawne Williams and cash considerations from Miami as part of a three-team deal that sent John Salmons to Phoenix...Re-signed by New Orleans as a restricted free agent September 17, 2015...Became an unrestricted free agent at the conclusion of the 2015-16 season.

YEAR	G	GS	MIN	FG	FGA	PCT	3P	3PA	PCT	FT	FTA	PCT	OFF	DEF	TOT	AST	PF	DQ	STL	TO	BLK	PTS	AVG
14-15	28	2	683	112	252	.444	28	74	.378	26	35	.743	1	50	51	90	49	1	15	41	7	278	9.9
15-16	45	23	1198	196	484	.405	33	102	.324	52	65	.800	10	141	151	167	102	0	37	75	5	477	10.6
TOTALS	73	25	1881	308	736	.418	61	176	.347	78	100	.780	11	191	202	257	151	1	52	116	12	755	10.3

Collison, Darren

6-0 • Guard • UCLA

Selected in the first round (21st overall) of the 2009 NBA Draft...Traded to Indiana along with James Posey in a four-team trade on Aug. 11, 2010.

YEAR	G	GS	MIN	FG	FGA	PCT	3P	3PA	PCT	FT	FTA	PCT	OFF	DEF	TOT	AST	PF	DQ	STL	TO	BLK	PTS	AVG
09-10	76	37	2109	576	789	.477	46	115	.400	148	174	.851	41	151	192	432	92	0	78	202	4	946	12.4

Cook, Quinn

6-2 • Guard • Duke

Signed a 10-day contract on March 19, 2017...Signed a second 10-day contract on March 29, 2017...Signed for the remainder of the 2016-17 season on April 8...Waived on July 25, 2017.

YEAR	G	GS	MIN	FG	FGA	PCT	3P	3PA	PCT	FT	FTA	PCT	OFF	DEF	TOT	AST	PF	DQ	STL	TO	BLK	PTS	AVG
16-17	9	0	111	22	41	.537	6	12	.500	2	3	.667	1	3	5	14	7	0	3	5	0	52	5.8

Cooke, Charles

6-5 • Guard • Dayton

Signed a two-way contract on August 2, 2017...Became an unrestricted free agent at the conclusion of the 2017-18 season.

YEAR	G	GS	MIN	FG	FGA	PCT	3P	3PA	PCT	FT	FTA	PCT	OFF	DEF	TOT	AST	PF	DQ	STL	TO	BLK	PTS	AVG
17-18	13	0	38	2	14	.143	1	8	.125	1	2	.500	0	2	2	1	0	0	1	1	0	6	0.5

Cousins, DeMarcus

6-11 • Forward • Kentucky

Acquired from the Sacramento Kings along with Omri Casspi in exchange for Tyreke Evans, Buddy Hield, Langston Galloway, and draft picks on February 20, 2017...Became an unrestricted free agent at the conclusion of the 2017-18 season.

YEAR	G	GS	MIN	FG	FGA	PCT	3P	3PA	PCT	FT	FTA	PCT	OFF	DEF	TOT	AST	PF	DQ	STL	TO	BLK	PTS	AVG
16-17	17	17	574	142	314	.452	36	96	.375	94	121	.777	38	114	212	66	75	3	25	62	19	414	24.4
17-18	48	48	1737	406	864	.470	104	294	.354	294	394	.746	105	512	617	257	183	0	79	242	76	1210	25.2
TOTALS	65	65	2311	548	1178	.465	140	390	.359	388	515	.753	142	686	828	323	258	3	104	304	95	1624	25.0

Crawford, Jordan

6-4 • Guard • Xavier

Signed a 10-day contract on March 6, 2017...Signed a multi-year contract on March 16, 2017...Waived on October 22, 2017...Signed on April 5, 2018...Became an unrestricted free agent at the conclusion of the 2017-18 season.

YEAR	G	GS	MIN	FG	FGA	PCT	3P	3PA	PCT	FT	FTA	PCT	OFF	DEF	TOT	AST	PF	DQ	STL	TO	BLK	PTS	AVG
16-17	19	0	442	105	218	.482	37	95	.389	20	26	.769	4	30	34	57	30	0	11	25	2	267	14.1
17-18	5	0	53	12	27	.444	8	14	.571	1	1	1.000	2	2	4	13	7	0	1	5	1	33	6.6
TOTALS	24	0	495	117	245	.478	45	109	.413	21	27	.778	6	32	38	70	37	0	12	30	3	300	12.5

Cunningham, Dante

6-8 • Forward • Villanova

Signed as an unrestricted free agent December 4, 2014...Re-signed as unrestricted free agent July 9, 2015...Re-signed as an unrestricted free agent September 25, 2017...Traded to Brooklyn in exchange for Rashad Vaughn February 8, 2018.

YEAR	G	GS	MIN	FG	FGA	PCT	3P	3PA	PCT	FT	FTA	PCT	OFF	DEF	TOT	AST	PF	DQ	STL	TO	BLK	PTS	AVG
14-15	66	27	1652	155	329	.457	1	10	.100	29	47	.617	70	186	256	50	101	0	46	35	37	340	5.2
15-16	80	46	1971	186	412	.451	55	114	.316	57	82	.695	57	179	236	77	173	1	42	41	33	484	6.1
16-17	66	35	1649	174	359	.485	71	181	.392	16	27	.593	56	221	277	36	100	0	39	28	28	455	6.6
17-18	51	24	1115	99	225	.440	35	108	.324	20	36	.556	50	143	193	26	75	1	27	16	16	152	5.0
TOTALS	263	132	6387	614	1335	.460	162	473	.342	122	192	.635	233	729	962	190	449	2	154	120	114	252	5.7

Daniels, Antonio

6-4 • Guard • Bowling Green

Acquired along with a 2015 second round draft pick as part of a three team trade on December 9, 2008 that sent Mike James (NOH) and Jarvaris Crittenton (MEM) to Washington, with the Grizzlies receiving a 2010 first round draft pick...Traded to Minnesota in exchange for Bobby Brown and Darius Songaila on September 9, 2009.

YEAR	G	GS	MIN	FG	FGA	PCT	3P	3PA	PCT	FT	FTA	PCT	OFF	DEF	TOT	AST	PF	DQ	STL	TO	BLK	PTS	AVG
08-09	61	4	733	81	191	.424	17	49	.347	55	67	.821	5	50	55	130	41	0	19	49	1	234	3.8

Davis, Anthony**6-10 • Forward • Kentucky**

Selected in the first round of the 2012 NBA Draft (1st pick) on June 28, 2012...Signed contract extension July 9, 2015...Traded to Los Angeles Lakers in exchange for Lonzo Ball, Josh Hart, Brandon Ingram, the draft rights to DeAndre Hunter, and two future first round picks on July 6, 2019.

YEAR	G	GS	MIN	FG	FGA	PCT	3P	3PA	PCT	FT	FTA	PCT	OFF	DEF	TOT	AST	PF	DQ	STL	TO	BLK	PTS	AVG
12-13	64	60	1846	549	676	.516	0	6	.000	169	225	.751	165	357	522	63	158	0	75	89	112	867	13.5
13-14	67	66	2558	522	1005	.519	2	9	.222	548	440	.791	207	466	673	105	200	1	89	109	189	1394	20.8
14-15	68	68	2455	642	1199	.535	1	12	.083	371	461	.805	173	523	696	149	141	0	100	95	200	1656	24.4
15-16	61	61	2164	560	1136	.493	35	108	.324	326	430	.758	130	497	627	116	148	0	78	121	125	1481	24.3
16-17	75	75	2708	770	1527	.504	40	154	.299	519	647	.802	174	712	886	157	168	0	94	181	167	2099	28.0
17-18	75	75	2727	780	1462	.534	55	162	.340	495	598	.828	187	645	832	174	159	2	115	162	193	2110	28.1
18-19	56	56	1850	530	1026	.517	48	145	.331	344	433	.794	174	498	672	218	132	0	88	112	135	1452	25.9
TOTALS	466	461	16108	4153	8030	.517	48	145	.314	2572	3234	.795	1208	3698	4906	982	1106	3	639	869	1121	11059	23.7

Davis, Baron**6-3 • Guard • UCLA**

Selected in the first round of the 1999 NBA Draft (3rd pick)...Traded to Golden State in exchange for Dale Davis, Speedy Claxton and cash considerations on Feb. 24, 2005.

YEAR	G	GS	MIN	FG	FGA	PCT	3P	3PA	PCT	FT	FTA	PCT	OFF	DEF	TOT	AST	PF	DQ	STL	TO	BLK	PTS	AVG
02-03	50	47	1889	332	798	.416	99	283	.350	93	131	.710	56	130	186	320	148	3	91	140	22	856	17.1
03-04	67	66	2686	554	1402	.395	187	582	.321	237	352	.673	66	221	287	501	178	2	158	215	27	1532	22.9
04-05	18	13	593	111	303	.366	44	137	.321	74	96	.771	16	51	67	129	52	0	31	38	4	340	18.9
TOTALS	135	126	5168	997	2503	.398	330	1002	.329	404	579	.698	138	402	540	950	378	5	280	393	53	2728	20.2

Dejean-Jones, Bryce**6-6 • Guard • Iowa State**

Signed to a 10-day contract on Jan. 21, 2016...Signed to a second 10-day contract on Feb. 1, 2016...Signed for the remainder of the 2015-16 season on Feb. 19, 2016.

YEAR	G	GS	MIN	FG	FGA	PCT	3P	3PA	PCT	FT	FTA	PCT	OFF	DEF	TOT	AST	PF	DQ	STL	TO	BLK	PTS	AVG
15-16	14	11	279	28	69	.406	12	32	.375	11	21	.524	8	40	48	15	17	0	10	11	2	79	5.6

Diallo, Cheick**6-9 • Forward • Kansas**

Acquired in Dallas in exchange for the draft rights to David Micheneau and Diamond Stone on June 23, 2016...Became an unrestricted free agent following the 2018-19 season.

YEAR	G	GS	MIN	FG	FGA	PCT	3P	3PA	PCT	FT	FTA	PCT	OFF	DEF	TOT	AST	PF	DQ	STL	TO	BLK	PTS	AVG
16-17	17	0	199	36	76	.474	--	--	--	15	21	.714	23	50	73	4	17	0	4	7	7	87	5.1
17-18	52	0	481	102	176	.580	--	--	--	50	66	.758	47	164	211	19	82	0	11	28	21	254	4.9
18-19	64	1	896	168	271	.620	1	4	.250	50	67	.746	75	257	332	33	113	0	29	49	33	387	6.0
TOTALS	133	1	1676	306	523	.585	1	4	.250	115	154	.747	145	471	616	56	212	0	44	84	61	728	5.5

Dickau, Dan**6-0 • Guard • Gonzaga**

Acquired in Dallas in exchange for Darrell Armstrong and a 2005 second round draft pick on Dec. 3, 2004...Traded to Boston for a 2006 second round pick on Sept. 30, 2005.

YEAR	G	GS	MIN	FG	FGA	PCT	3P	3PA	PCT	FT	FTA	PCT	OFF	DEF	TOT	AST	PF	DQ	STL	TO	BLK	PTS	AVG
04-05	67	46	2074	305	748	.408	84	242	.347	188	225	.836	34	145	179	346	200	3	76	144	4	882	13.2

Douglas, Toney**6-2 • Guard • Florida State**

Signed to a 10-day contract on February 4, 2015...Released February 19, 2015...Re-signed March 24, 2015...Waived July 31, 2015...Re-signed October 30, 2015...Waived July 12, 2016.

YEAR	G	GS	MIN	FG	FGA	PCT	3P	3PA	PCT	FT	FTA	PCT	OFF	DEF	TOT	AST	PF	DQ	STL	TO	BLK	PTS	AVG
14-15	12	0	177	19	51	.373	5	18	.278	8	13	.615	2	20	22	24	20	0	11	10	4	51	4.3
15-16	61	18	1262	183	445	.411	81	203	.399	84	99	.848	25	118	143	157	131	1	70	64	5	531	8.7
TOTALS	73	18	1439	202	496	.407	86	221	.389	92	112	.821	27	138	165	181	151	1	81	74	9	582	8.0

Drew, Bryce**6-3 • Guard • Valparaiso**

Signed as a free agent on July 24, 2001...Waived on Mar. 2, 2004.

YEAR	G	GS	MIN	FG	FGA	PCT	3P	3PA	PCT	FT	FTA	PCT	OFF	DEF	TOT	AST	PF	DQ	STL	TO	BLK	PTS	AVG
02-03	13	0	79	8	27	.296	3	7	.429	0	0	--	4	9	13	11	2	0	2	3	0	19	1.5
03-04	15	0	78	4	18	.222	1	7	.143	3	3	1.000	0	6	6	13	1	0	4	8	0	12	0.8
TOTALS	28	0	157	12	45	.267	4	14	.286	3	3	1.000	4	15	19	24	3	0	6	11	0	31	1.1

Drew II, Larry**6-2 • Guard • UCLA**

Signed a 10-day contract on March 15, 2018...Signed a second 10-day contract on March 26, 2018.

YEAR	G	GS	MIN	FG	FGA	PCT	3P	3PA	PCT	FT	FTA	PCT	OFF	DEF	TOT	AST	PF	DQ	STL	TO	BLK	PTS	AVG
17-18	7	0	55	6	17	.353	3	6	.500	--	--	--	2	0	2	8	4	0	0	2	0	15	2.1

Dyson, Jerome**6-3 • Guard • Connecticut**

Signed as a free agent on December 9, 2011...Re-signed by the Hornets on April 10, 2012...Signed for the remainder of the season on April 20, 2012.

YEAR	G	GS	MIN	FG	FGA	PCT	3P	3PA	PCT	FT	FTA	PCT	OFF	DEF	TOT	AST	PF	DQ	STL	TO	BLK	PTS	AVG
11-12	9	1	180	19	48	.396	1	8	.125	28	36	.778	2	17	19	18	19	1	10	20	2	67	7.4

Edwards, Corsley**6-9 • Forward • Central Connecticut State**

Signed as a free agent on Dec. 4, 2004...Waived on Jan. 3, 2005...Signed to a 10-day contract on Jan. 5, 2005...Became a free agent on Jan. 14, 2005.

YEAR	G	GS	MIN	FG	FGA	PCT	3P	3PA	PCT	FT	FTA	PCT	OFF	DEF	TOT	AST	PF	DQ	STL	TO	BLK	PTS	AVG
04-05	10	0	110	10	31	.323	0	0	--	7	12	.583	12	13	25	3	19	1	3	2	4	27	2.7

Ely, Melvin**6-9 • Forward/Center • Fresno State**

Signed as a free agent by the Hornets on September 13, 2007...Became a free agent following the 2008-09 season...Re-signed as unrestricted free agent April 14, 2014...Traded to Washington in three-team trade with Houston, in exchange for Omer Asik, Omri Caspi and cash considerations (from Houston), along with Alonzo Gee, Scotty Hopkins and a 2015 First Round Draft pick (from New Orleans to Houston) on July 15, 2015.

YEAR	G	GS	MIN	FG	FGA	PCT	3P	3PA	PCT	FT	FTA	PCT	OFF	DEF	TOT	AST	PF	DQ	STL	TO	BLK	PTS	AVG
07-08	52	1	621	85	180	.472	0	0	--	32	58	.552	28	117	145	22	79	0	7	42	18	202	3.9
08-09	31	4	373	37	95	.389	0	0	--	23	36	.639	30	34	64	18	58	0	2	23	9	97	3.1
13-14	2	0	27	3	6	.500	0	0	--	0	0	--	0	1	1	0	5	0	0	0	1	6	3.0
TOTALS	85	5	1021	125	281	.445	0	0	--	55	94	.585	58	152	210	40	142	0	9	65	28	305	3.6

Ennis, James**6-7 • Forward • Long Beach State**

Signed to a 10-day contract on March 30, 2016...Signed for the remainder of the 2015-16 season on April 9, 2016...Became a free agent at the conclusion of the 2015-16 season.

YEAR	G	GS	MIN	FG	FGA	PCT	3P	3PA	PCT	FT	FTA	PCT	OFF	DEF	TOT	AST	PF	DQ	STL	TO	BLK	PTS	AVG
15-16	9	5	282	50	100	.500	24	50	.480	19	24	.792	17	18	35	18	26	1	12	17	3	143	15.9

Evans, Tyreke**6-6 • Guard • Memphis**

Acquired from the Sacramento Kings as a part of a three team trade on July 10, 2013...Traded to Sacramento along with Langston Galloway and Buddy Hield in exchange for Omri Casspi and DeMarcus Cousins on February 20, 2017.

YEAR	G	GS	MIN	FG	FGA	PCT	3P	3PA	PCT	FT	FTA	PCT	OFF	DEF	TOT	AST	PF	DQ	STL	TO	BLK	PTS	AVG
13-14	72	22	2028	391	897	.436	21	95	.221	239	310	.771	76	265	341	363	155	0	84	175	21	1042	14.5
14-15	79	76	2690	521	1165	.447	69	227	.304	202	291	.694	82	334	416	521	198	3	100	246	97	1313	16.6
15-16	25	25	765	136	314	.433	33	85	.388	74	93	.796	20	109	129	164	66	0	32	73	8	379	15.2
16-17	26	0	474	91	227	.401	21	70	.300	45	58	.776	6	80	86	91	41	0	23	39	4	248	9.5
TOTALS	202	123	5957	1139	2603	.438	144	477	.302	560	752	.745	184	788	972	1139	460	3	239	533	70	2962	14.8

Ewing, Jr., Patrick**6-8 • Forward • Georgetown**

Signed as a free agent on March 26, 2011...Signed a contract for the rest of the 2010-2011 season...Waived on December 13, 2011.

YEAR	G	GS	MIN	FG	FGA	PCT	3P	3PA	PCT	FT	FTA	PCT	OFF	DEF	TOT	AST	PF	DQ	STL	TO	BLK	PTS	AVG
10-11	7	0	19	0	5	.000	0	2	.000	3	4	.750	1	1	2	2	1	0	0	1	1	3	0.4

Fizer, Marcus**6-8 • Forward • Iowa State**

Signed as a free agent on April 10, 2006...Became a free agent following the 2005-06 season.

YEAR	G	GS	MIN	FG	FGA	PCT	3P	3PA	PCT	FT	FTA	PCT	OFF	DEF	TOT	AST	PF	DQ	STL	TO	BLK	PTS	AVG
05-06	3	0	39	9	17	.529	1	1	1.000	1	2	.500	1	6	7	1	5	0	0	2	0	20	6.7

Foote, Jeff**7-0 • Center • Cornell**

Signed as a free agent to a 10-day contract on March 9, 2012.

YEAR	G	GS	MIN	FG	FGA	PCT	3P	3PA	PCT	FT	FTA	PCT	OFF	DEF	TOT	AST	PF	DQ	STL	TO	BLK	PTS	AVG
11-12	4	0	39	2	6	.333	0	0	---	0	0	---	1	5	6	0	5	0	0	2	1	4	1.0

Frazier, Tim**6-1 • Guard • Penn State**

Signed to a 10-day contract on March 16, 2016...Signed for the remainder of the 2015-16 season on March 26, 2016...Re-signed as unrestricted free agent July 22, 2016...Traded to Washington in exchange for the 52nd overall pick in the 2017 NBA Draft on June 21, 2017...Claimed off waivers on October 17, 2018...Waived on February 28, 2019.

YEAR	G	GS	MIN	FG	FGA	PCT	3P	3PA	PCT	FT	FTA	PCT	OFF	DEF	TOT	AST	PF	DQ	STL	TO	BLK	PTS	AVG
15-16	16	1	469	76	169	.450	13	31	.419	45	59	.763	15	56	71	120	42	0	23	38	1	210	13.1
16-17	65	35	1525	163	404	.403	40	128	.313	98	129	.760	34	139	173	335	133	1	56	101	6	464	7.1
18-19	47	17	909	88	195	.451	27	77	.351	32	41	.780	52	105	157	206	93	0	25	60	4	235	5.0
TOTALS	128	53	2903	327	768	.426	80	236	.336	175	229	.764	81	300	381	661	268	1	104	199	11	909	7.1

Fredette, Jimmer**6-2 • Guard • Brigham Young**

Signed as a free agent on July 22, 2014...Became a free agent at the conclusion of the 2014-15 season...Re-signed November 10, 2015...Waived November 19, 2015.

YEAR	G	GS	MIN	FG	FGA	PCT	3P	3PA	PCT	FT	FTA	PCT	OFF	DEF	TOT	AST	PF	DQ	STL	TO	BLK	PTS	AVG
14-15	50	0	509	63	166	.380	9	48	.188	43	45	.956	8	32	40	58	43	0	15	33	2	178	3.6
15-16	4	0	13	1	4	.250	0	1	.000	--	--	--	0	0	0	1	1	0	1	0	2	0.5	
TOTALS	54	0	522	64	170	.376	9	49	.184	43	45	.956	8	32	40	59	44	0	16	34	2	180	3.3

Freije, Matt**6-10 • Forward • Vanderbilt**

Signed as a free agent on Nov. 19, 2004...Waived on Jan. 21, 2005.

YEAR	G	GS	MIN	FG	FGA	PCT	3P	3PA	PCT	FT	FTA	PCT	OFF	DEF	TOT	AST	PF	DQ	STL	TO	BLK	PTS	AVG
04-05	23	11	441	37	127	.291	14	54	.259	5	8	.625	16	45	61	20	40	1	13	17	2	93	4.0

Galloway, Langston**6-2 • Guard • Saint Joseph's (PA)**

Signed as a free agent on July 21, 2016...Traded to Sacramento along with Tyreke Evans and Buddy Hield in exchange for Omri Casspi and DeMarcus Cousins on February 20, 2017.

YEAR	G	GS	MIN	FG	FGA	PCT	3P	3PA	PCT	FT	FTA	PCT	OFF	DEF	TOT	AST	PF	DQ	STL	TO	BLK	PTS	AVG
16-17	55	0	1120	165	441	.374	101	268	.377	40	52	.769	20	101	121	65	76	0	40	28	5	471	8.6

Garcia, Alex**6-3 • Guard • Brazil**

Claimed off of waivers from San Antonio on June 16, 2004...Waived on Dec. 27, 2004.

YEAR	G	GS	MIN	FG	FGA	PCT	3P	3PA	PCT	FT	FTA	PCT	OFF	DEF	TOT	AST	PF	DQ	STL	TO	BLK	PTS	AVG
04-05	8	3	146	18	52	.346	5	18	.278	3	4	.750	7	8	15	18	15	0	4	8	1	44	5.5

Gee, Alonzo**6-6 • Forward • Alabama**

Signed as a free agent on July 16, 2015...Waived on October 24, 2016.

YEAR	G	GS	MIN	FG	FGA	PCT	3P	3PA	PCT	FT	FTA	PCT	OFF	DEF	TOT	AST	PF	DQ	STL	TO	BLK	PTS	AVG
15-16	73	38	1632	132	255	.518	17	60	.283	44	66	.667	60	185	245	72	169	2	63	55	13	325	4.5

Goodwin, Archie**6-5 • Guard • Kentucky**

Signed as a free agent on November 7, 2016...Waived on November 20, 2016.

YEAR	G	GS	MIN	FG	FGA	PCT	3P	3PA	PCT	FT	FTA	PCT	OFF	DEF	TOT	AST	PF	DQ	STL	TO	BLK	PTS	AVG
16-17	3	0	30	2	5	.400	1	2	.500	10	10	1.000	0	0	0	1	1	0	0	1	15	5.0	

WON'T BOW DOWN

Gordon, Eric

6-4 • Guard • Indiana

Acquired from the LA Clippers along with Al-Farouq Aminu, Chris Kaman and a 2012 first round draft pick for Chris Paul and two 2015 second round draft picks...Re-signed as a restricted free agent on July 14, 2012...Exercised player option for 2015-16 season on June 18, 2015...Became an unrestricted free agent at the conclusion of the 2015-16 season.

YEAR	G	GS	MIN	FG	FGA	PCT	3P	3PA	PCT	FT	FTA	PCT	OFF	DEF	TOT	AST	PF	DQ	STL	TO	BLK	PTS	AVG
11-12	9	9	310	63	140	.450	10	40	.250	49	65	.754	2	25	25	31	20	0	13	24	4	185	20.6
12-13	42	40	1264	235	584	.402	56	173	.324	187	222	.842	10	67	77	137	75	1	45	117	8	713	17.0
13-14	64	64	2057	356	817	.436	101	258	.391	175	223	.785	30	135	165	208	114	2	74	154	12	988	15.4
14-15	61	60	2018	285	694	.411	141	315	.448	107	133	.805	28	131	159	229	145	0	50	122	14	818	13.4
15-16	45	44	1481	231	552	.418	113	294	.384	111	125	.888	10	89	99	121	98	0	43	73	14	686	15.2
TOTALS	221	217	7150	1170	2787	.420	421	1080	.390	629	768	.819	80	445	525	726	452	3	225	470	52	3390	15.3

Gray, Aaron

7-0 • Center • Pittsburgh

Acquired from Chicago in exchange for Devin Brown on Jan. 25, 2010...Signed as a free agent on July 15, 2010...Became a free agent following the 2010-11 season.

YEAR	G	GS	MIN	FG	FGA	PCT	3P	3PA	PCT	FT	FTA	PCT	OFF	DEF	TOT	AST	PF	DQ	STL	TO	BLK	PTS	AVG
09-10	24	0	261	34	61	.557	0	0	.000	18	21	.857	40	50	90	20	44	0	9	17	11	86	3.6
10-11	41	6	531	56	99	.566	0	0	.000	17	34	.500	59	112	171	16	96	2	11	32	12	129	3.1
TOTALS	65	6	792	90	160	.562	0	0	.000	35	55	.636	99	162	261	36	140	2	20	49	23	215	3.3

Green, Willie

6-6 • Guard • Detroit Mercy

Acquired from Philadelphia with Jason Smith for Craig Brackins and Darius Songaila on September 23, 2010...Became a free agent following the 2010-11 season.

YEAR	G	GS	MIN	FG	FGA	PCT	3P	3PA	PCT	FT	FTA	PCT	OFF	DEF	TOT	AST	PF	DQ	STL	TO	BLK	PTS	AVG
10-11	7715	1674	270	609	.44354	.155	.348	78	100	.780	22	139	161	74	143	0	36	67	13	672	8.7		

Hamilton, Jordan

6-7 • Forward • Texas

Signed to a 10-day contract on March 25, 2016...Signed for the remainder of the 2015-16 season on April 4, 2016.

YEAR	G	GS	MIN	FG	FGA	PCT	3P	3PA	PCT	FT	FTA	PCT	OFF	DEF	TOT	AST	PF	DQ	STL	TO	BLK	PTS	AVG
15-16	11	4	304	49	116	.422	13	45	.289	14	21	.667	12	50	62	25	24	0	8	17	3	125	11.4

Harrington, Junior

6-4 • Guard • Wingate

Signed as a free agent on Sept. 30, 2004. Waived on Jan. 21, 2005. Signed to a 10-day contract on Jan. 28, 2005. Became a free agent on Feb. 6, 2005.

YEAR	G	GS	MIN	FG	FGA	PCT	3P	3PA	PCT	FT	FTA	PCT	OFF	DEF	TOT	AST	PF	DQ	STL	TO	BLK	PTS	AVG
04-05	29	7	550	64	178	.360	6	19	.316	29	35	.829	13	50	63	62	72	1	25	41	5	163	5.6

Harris, Terrel

6-5 • Guard • Oklahoma State

Signed as a free agent to a 10-day contract on March 8, 2013...Signed to a second 10-day contract on March 18, 2013...Signed for the remainder of the season on March 28, 2013.

YEAR	G	GS	MIN	FG	FGA	PCT	3P	3PA	PCT	FT	FTA	PCT	OFF	DEF	TOT	AST	PF	DQ	STL	TO	BLK	PTS	AVG
12-13	13	0	108	2	19	.1050	7	.0001	2	.500	0	17	17	7	14	0	2	13	3	5	0	4	

Harrison, Andrew

6-6 • Guard • Kentucky

Signed to a two-way contract on December 5, 2018...Waived on January 8, 2019.

YEAR	G	GS	MIN	FG	FGA	PCT	3P	3PA	PCT	FT	FTA	PCT	OFF	DEF	TOT	AST	PF	DQ	STL	TO	BLK	PTS	AVG
18-19	6	0	38	3	12	.250	2	10	.200				2	5	7				0	2	0	9	1.5

Hart, Jason

6-3 • Guard • Syracuse

Signed as a free agent to a 10-day contract on Feb. 5, 2010.

YEAR	G	GS	MIN	FG	FGA	PCT	3P	3PA	PCT	FT	FTA	PCT	OFF	DEF	TOT	AST	PF	DQ	STL	TO	BLK	PTS	AVG
09-10	4	0	17	1	1	1.000	0	0	--	0	0	--	0	2	2	5	4	0	1	3	1	2	0.5

Haston, Kirk

6-9 • Forward • Indiana

Selected in the first round (16th overall) of the 2001 NBA Draft...Waived on Oct. 29, 2003.

YEAR	G	GS	MIN	FG	FGA	PCT	3P	3PA	PCT	FT	FTA	PCT	OFF	DEF	TOT	AST	PF	DQ	STL	TO	BLK	PTS	AVG
02-03	12	0	57	2	17	.1180	3	.0002	2	4	.500	0	7	7	3	10	0	0	7	5	6	0.5	

Henry, Xavier

6-6 • Guard • Kansas

Acquired from Memphis in exchange for a 2013 second round pick on January 4, 2012...Rights were renounced following the 2012-13 season.

YEAR	G	GS	MIN	FG	FGA	PCT	3P	3PA	PCT	FT	FTA	PCT	OFF	DEF	TOT	AST	PF	DQ	STL	TO	BLK	PTS	AVG
11-12	45	0	759	90	228	.395	7	17	.412	52	85	.612	24	82	106	35	59	0	26	35	8	239	5.3
12-13	50	2	625	66	161	.410	4	11	.364	58	92	.630	21	69	90	31	72	0	16	31	5	194	3.9
TOTALS	95	2	1384	156	389	.401	11	28	.393	110	177	.621	45	151	196	48	131	0	42	66	13	433	4.6

Hield, Buddy

6-4 • Guard • Oklahoma

Selected in the first round of the 2016 NBA Draft (6th pick) on June 22, 2016...Traded to Sacramento along with Tyreke Evans and Langston Galloway in exchange for Omri Casspi and DeMarcus Cousins on February 20, 2017.

YEAR	G	GS	MIN	FG	FGA	PCT	3P	3PA	PCT	FT	FTA	PCT	OFF	DEF	TOT	AST	PF	DQ	STL	TO	BLK	PTS	AVG
16-17	57	37	1161	185	472	.392	89	241	.369	29	33	.879	19	147	166	77	81	0	18	48	7	488	8.6

Hill, Solomon

6-7 • Forward • Arizona

Signed as a free agent on July 21, 2016...Traded to Atlanta along with the draft rights to De'Andre Hunter and Jordan Bone, and a future second-round draft pick, in exchange for the draft rights to Jaxson Hayes, Nickell Alexander-Walker and Marcos Louzada Silva on July 7, 2019.

YEAR	G	GS	MIN	FG	FGA	PCT	3P	3PA	PCT	FT	FTA	PCT	OFF	DEF	TOT	AST	PF	DQ	STL	TO	BLK	PTS	AVG
16-17	80	71	2574	483	1177	.409	144	404	.356	270	348	.776	103	128	231	141	182	0	71	82	32	563	7.0
17-18	12	1	187	11	41	.268	4	21	.190	3	6	.500	9	27	36	22	22	0	7	9	1	29	2.4
18-19	44	15	878	68	178	.382	32	101	.317	23	32	.719	34	99	133	55	80	0	23	31	10	191	4.3
TOTALS	136	87	3439	262	697	.376	130	392	.332	129	166	.777	94	382	476	218	284	0	102	122	43	783	5.8

WON'T BOW DOWN

Holiday, Jrue

6-4 • Guard • UCLA

Acquired in a trade from the Philadelphia 76ers along with Pierre Jackson in exchange for Nerlens Noel and a 2014 1st round draft pick on July 12, 2013...Re-signed to a multi-year contract July 6, 2017.

YEAR	G	GS	MIN	FG	FGA	PCT	3P	3PA	PCT	FT	FTA	PCT	OFF	DEF	TOT	AST	PF	DQ	STL	TO	BLK	PTS	AVG
13-14	34	34	1143	205	454	.447	30	77	.390	51	63	.810	28	114	142	268	92	0	56	105	12	487	14.3
14-15	40	37	1303	238	554	.446	51	135	.378	65	76	.855	32	103	135	274	110	1	63	91	23	592	14.8
15-16	65	25	1831	410	935	.439	87	259	.336	182	216	.843	27	168	195	391	148	1	88	167	22	1089	16.8
16-17	67	61	2190	405	894	.453	100	281	.356	119	168	.708	46	218	264	488	133	0	100	194	45	1029	15.4
17-18	81	81	2927	615	1244	.494	120	356	.337	187	238	.786	62	303	365	486	201	1	123	213	64	1537	19.0
18-19	67	67	2402	547	1159	.472	118	363	.325	208	271	.768	75	259	334	518	148	2	109	210	54	1420	21.2
TOTALS	354	303	11796	2418	5219	.463	506	1471	.344	812	1032	.787	270	1165	1435	2425	832	5	539	980	219	6154	17.4

Jack, Jarrett

6-3 • Guard • Georgia Tech

Acquired from Toronto with David Anderson and Marcus Banks in exchange for Jerryd Bayless and Peja Stojakovic on November 20, 2010...Traded to the Golden State Warriors in a three team deal on July 11, 2012...Signed a 10-day contract on February 24, 2017.

YEAR	G	GS	MIN	FG	FGA	PCT	3P	3PA	PCT	FT	FTA	PCT	OFF	DEF	TOT	AST	PF	DQ	STL	TO	BLK	PTS	AVG
10-11	70	2	1375	212	515	.412	29	84	.345	142	168	.845	14	117	131	183	77	0	40	76	6	595	8.5
11-12	45	39	1530	266	583	.456	39	112	.348	129	148	.872	23	153	176	285	93	0	31	106	9	700	15.6
16-17	2	0	33	2	3	.667	0	1	.000	2	2	1.000	0	0	0	5	4	0	2	3	0	6	3.0
TOTALS	117	41	2938	480	1100	.436	68	197	.345	273	318	.858	37	270	307	473	174	0	73	185	15	1301	11.1

Jackson, Bobby

6-1 • Guard • Minnesota

Signed as a free agent on July 26, 2006...Traded to Houston on February 21, 2008, in a three team trade that acquired Bonzi Wells, Mike James and cash considerations (from Houston), sent Jackson, Adam Haluska, a 2008 second round draft pick (from New Orleans) and the rights to Sergei Lishouk (from Memphis) to Houston, and forward Marcus Vinicius, the rights to Malik Badiane and cash considerations (from Houston) to Memphis.

YEAR	G	GS	MIN	FG	FGA	PCT	3P	3PA	PCT	FT	FTA	PCT	OFF	DEF	TOT	AST	PF	DQ	STL	TO	BLK	PTS	AVG
06-07	56	2	1330	204	518	.394	54	165	.327	130	168	.774	42	136	178	141	98	0	50	78	6	592	10.6
07-08	46	0	891	116	296	.392	53	144	.368	40	49	.816	23	87	110	76	59	0	32	31	3	325	7.1
TOTALS	102	2	2221	320	814	.393	107	309	.346	170	217	.783	65	223	288	217	157	0	82	109	9	917	9.0

Jackson, Frank

6-3 • Guard • Duke

Acquired from Charlotte in exchange for draft rights to Dwayne Bacon and cash considerations on June 22, 2017.

YEAR	G	GS	MIN	FG	FGA	PCT	3P	3PA	PCT	FT	FTA	PCT	OFF	DEF	TOT	AST	PF	DQ	STL	TO	BLK	PTS	AVG
18-19	61	16	1169	194	447	.434	53	169	.314	54	73	.740	25	109	134	69	92	0	25	48	2	495	8.1

Jackson, Marc

6-10 • Center • Temple

Acquired along with Linton Johnson from the New Jersey Nets in exchange for Bostjan Nachbar on Feb. 23, 2006...Became a free agent following the 2006-07 season.

YEAR	G	GS	MIN	FG	FGA	PCT	3P	3PA	PCT	FT	FTA	PCT	OFF	DEF	TOT	AST	PF	DQ	STL	TO	BLK	PTS	AVG
05-06	27	10	594	108	221	.489	1	2	.500	28	34	.824	56	72	128	22	56	1	8	37	2	245	9.1
06-07	56	25	1025	15	388	.410	0	1	.000	90	103	.874	62	130	192	58	89	0	21	65	7	408	7.3
TOTALS	83	35	1619	123	609	.438	1	3	.333	118	137	.86	118	202	320	80	145	1	29	102	9	653	7.9

Jacobson, Casey

6-6 • Guard/Forward • Stanford

Acquired from Phoenix along with Maciej Lampe and Jackson Vroman in exchange for Jim Jackson and a 2005 second round draft pick on Jan. 21, 2005...Became a free agent after the 2004-05 season.

YEAR	G	GS	MIN	FG	FGA	PCT	3P	3PA	PCT	FT	FTA	PCT	OFF	DEF	TOT	AST	PF	DQ	STL	TO	BLK	PTS	AVG
04-05	44	1	1030	100	251	.398	32	88	.364	103	130	.792	18	82	100	76	48	0	22	44	7	335	7.6

James, Mike

6-2 • Guard • Duquesne

Acquired along with Bonzi Wells and cash considerations (from Houston) in a three-team trade that sent Bobby Jackson, Adam Haluska, a 2008 second round draft pick (from New Orleans) and the rights to Sergei Lishouk (from Memphis) to Houston, and forward Marcus Vinicius (from New Orleans), the rights to Malik Badiane and cash considerations (from Houston) to Memphis on Feb. 21, 2008...Traded in exchange for Antonio Daniels from Washington on December 9, 2008.

YEAR	G	GS	MIN	FG	FGA	PCT	3P	3PA	PCT	FT	FTA	PCT	OFF	DEF	TOT	AST	PF	DQ	STL	TO	BLK	PTS	AVG
07-08	21	0	183	22	64	.344	7	23	.304	6	6	1.000	3	14	17	6	12	0	4	7	0	57	2.7
08-09	8	0	74	8	25	.320	3	4	.750	1	2	.500	1	6	7	8	7	0	2	3	0	20	2.5
TOTALS	29	0	257	30	89	.337	10	27	.370	7	8	.875	4	20	24	14	19	0	6	10	0	77	2.7

James, Mike

6-1 • Guard • Lamar

Signed to a two-way contract on January 14, 2018...Waived on February 10, 2018.

YEAR	G	GS	MIN	FG	FGA	PCT	3P	3PA	PCT	FT	FTA	PCT	OFF	DEF	TOT	AST	PF	DQ	STL	TO	BLK	PTS	AVG
17-18	4	0	18	2	9	.222	0	1	.000	---	---	---	1	0	1	6	3	0	1	1	0	4	1.0

Johnson, Carldele 'Squeaky'

5-11 • Guard • UAB

Signed as a free agent on December 9, 2011...Waived on February 7, 2012.

YEAR	G	GS	MIN	FG	FGA	PCT	3P	3PA	PCT	FT	FTA	PCT	OFF	DEF	TOT	AST	PF	DQ	STL	TO	BLK	PTS	AVG
11-12	15	0	119	11	35	.314	4	15	.267	1	3	.333	1	8	9	22	11	0	8	7	0	27	1.8

Johnson, Chris

6-11 • Center • Louisiana State

Claimed off waivers on March 19, 2012...Waived on April 18, 2012.

YEAR	G	GS	MIN	FG	FGA	PCT	3P	3PA	PCT	FT	FTA	PCT	OFF	DEF	TOT	AST	PF	DQ	STL	TO	BLK	PTS	AVG
11-12	7	0	82	9	18	.500	0	.000	5	7	.714	715	22	1	13	05	8	123	3.3				

Johnson III, Linton

6-8 • Forward • Tulane

Acquired along with Marc Jackson from the New Jersey Nets in exchange for Bostjan Nachbar on Feb. 23, 2006...Became a free agent following the 2006-07 season.

YEAR	G	GS	MIN	FG	FGA	PCT	3P	3PA	PCT	FT	FTA	PCT	OFF	DEF	TOT	AST	PF	DQ	STL	TO	BLK	PTS	AVG
05-06	27	7	489	56	139	.403	13	36	.361	17	23	.739	40	75	115	12	54	2	10	24	12	142	5.3
06-07	54	0	720	95	190	.489	10	30	.333	30	37	.811	52	111	163	18	101	0	33	27	18	226	4.2
TOTALS	81	7	1209	149	329	.453	23	66	.348	47	60	.783	92	186	278	30	155	2	43	51	30	368	4.5

Johnson, Orlando**6-5 • Guard • University of California-Santa Barbara**

Signed to a 10-day contract on March 9, 2016.

YEAR	G	GS	MIN	FG	FGA	PCT	3P	3PA	PCT	FT	FTA	PCT	OFF	DEF	TOT	AST	PF	DQ	STL	TO	BLK	PTS	AVG
15-16	5	1	54	4	17	.235	1	5	.200	1	2	.500	1	5	6	2	4	0	1	3	0	10	2.0

Johnson, Stanley**6-7 • Forward • Arizona**

Acquired from Milwaukee along with Jason Smith and four second round draft picks in exchange for Nikola Mirotic on February 7, 2019...Became an unrestricted free agent at the conclusion of the 2018-19 season.

YEAR	G	GS	MIN	FG	FGA	PCT	3P	3PA	PCT	FT	FTA	PCT	OFF	DEF	TOT	AST	PF	DQ	STL	TO	BLK	PTS	AVG
18-19	18	0	247	38	91	.418	11	34	.324	9	13	.692	9	33	42	28	22	0	12	26	1	96	5.3

Johnson, Trey**6-5 • Guard • Jackson State**

Signed as a free agent on December 9, 2011...Waived on January 27, 2012.

YEAR	G	GS	MIN	FG	FGA	PCT	3P	3PA	PCT	FT	FTA	PCT	OFF	DEF	TOT	AST	PF	DQ	STL	TO	BLK	PTS	AVG
11-12	11	0	61	8	14	.571	0	0	.000	5	5	1.000	3	9	12	4	10	0	1	5	0	21	1.9

Johnson, Wesley**6-7 • Forward • Syracuse**

Acquired from the Los Angeles Clippers in exchange for Alexis Ajinca on October 15, 2018...Traded to Washington in exchange for Markieff Morris, cash considerations, and a second round draft pick on February 7, 2019.

YEAR	G	GS	MIN	FG	FGA	PCT	3P	3PA	PCT	FT	FTA	PCT	OFF	DEF	TOT	AST	PF	DQ	STL	TO	BLK	PTS	AVG
18-19	26	13	377	35	88	.398	19	50	.380	6	9	.667	10	44	54	16	45	1	12	12	7	95	3.7

Jones, Jalen**6-7 • Forward • Texas A&M**

Signed to a two-way contract on August 2, 2017...Waived on January 8, 2018.

YEAR	G	GS	MIN	FG	FGA	PCT	3P	3PA	PCT	FT	FTA	PCT	OFF	DEF	TOT	AST	PF	DQ	STL	TO	BLK	PTS	AVG
17-18	4	0	19	1	4	.250	1	1	1.000	2	2	1.000	0	3	3	0	2	0	0	0	0	5	1.3

Jones, Solomon**6-10 • Forward • South Florida**

Signed a 10-day contract on February 15, 2012...Signed a second 10-day contract on February 25, 2012.

YEAR	G	GS	MIN	FG	FGA	PCT	3P	3PA	PCT	FT	FTA	PCT	OFF	DEF	TOT	AST	PF	DQ	STL	TO	BLK	PTS	AVG
11-12	11	1	196	23	53	.434	0	0	.000	15	18	.833	21	20	41	7	31	1	5	13	6	61	5.5

Jones, Terrence**6-9 • Forward • Kentucky**

Signed as a free agent on July 22, 2016...Waived on February 23, 2017.

YEAR	G	GS	MIN	FG	FGA	PCT	3P	3PA	PCT	FT	FTA	PCT	OFF	DEF	TOT	AST	PF	DQ	STL	TO	BLK	PTS	AVG
16-17	51	12	1264	231	488	.473	19	75	.253	103	170	.606	65	238	303	58	67	1	39	48	53	584	11.5

Kaman, Chris**7-0 • Center • Central Michigan**

Acquired from the LA Clippers along with Al-Farouq Aminu, Eric Gordon and a 2012 first round draft pick for Chris Paul and two 2015 second round draft picks on December 14th, 2011...Became a free agent following the 2011-12 season.

YEAR	G	GS	MIN	FG	FGA	PCT	3P	3PA	PCT	FT	FTA	PCT	OFF	DEF	TOT	AST	PF	DQ	STL	TO	BLK	PTS	AVG
11-12	47	33	1572	266	597	.446	0	0	.000	84	107	.785	89	275	364	101	106	0	25	129	77	616	13.1

Lampe, Maciej**6-11 • Center • Poland**

Acquired from Phoenix along with Casey Jacobsen and Jackson Vroman in exchange for Jim Jackson and a 2005 second round draft pick on Jan. 21, 2005...Traded to the Houston Rockets in exchange for Mookie Norris and cash considerations on Feb. 13, 2006.

YEAR	G	GS	MIN	FG	FGA	PCT	3P	3PA	PCT	FT	FTA	PCT	OFF	DEF	TOT	AST	PF	DQ	STL	TO	BLK	PTS	AVG
04-05	21	0	261	32	85	.386	0	1	.000	7	10	.700	15	42	57	10	31	0	4	7	5	71	3.4
05-06	2	0	16	0	4	.000	0	0	---	0	0	---	1	3	4	2	2	0	0	1	0	0	0.0
TOTALS	23	0	277	32	87	.368	0	1	.000	7	10	.700	16	45	61	12	33	0	4	8	5	71	3.1

Landry, Carl**6-9 • Forward • Purdue**

Acquired from Sacramento for Marcus Thornton and cash on February 23, 2011...Re-signed by the Hornets on December 17, 2011...Became a free agent following the 2011-12 season.

YEAR	G	GS	MIN	FG	FGA	PCT	3P	3PA	PCT	FT	FTA	PCT	OFF	DEF	TOT	AST	PF	DQ	STL	TO	BLK	PTS	AVG
10-11	23	10	602	107	205	.527	0	1	.000	58	73	.795	38	56	94	13	71	1	10	27	12	272	11.8
11-12	41	8	999	182	362	.503	0	3	.000	147	184	.799	78	136	214	38	89	0	13	64	12	511	12.5
TOTALS	64	18	1601	289	565	.512	0	4	.000	205	257	.798	116	192	308	51	160	1	23	91	24	783	12.2

Lemon, Jr., Walt**6-3 • Guard • Bradley**

Signed a 10-day contract on February 21, 2018...Signed a second 10-day contract on March 4, 2018.

YEAR	G	GS	MIN	FG	FGA	PCT	3P	3PA	PCT	FT	FTA	PCT	OFF	DEF	TOT	AST	PF	DQ	STL	TO	BLK	PTS	AVG
17-18	5	0	35	7	16	.438	1	1	1.000	2	3	.667	0	2	2	5	5	0	0	4	1	17	3.4

Liggins, DeAndre**6-6 • Guard • Kentucky**

Signed a 10-day contract on January 10, 2018...Signed a second 10-day contract on January 20, 2018...Signed to a multi-year contract on February 5, 2018...Waived by New Orleans August 31, 2018.

YEAR	G	GS	MIN	FG	FGA	PCT	3P	3PA	PCT	FT	FTA	PCT	OFF	DEF	TOT	AST	PF	DQ	STL	TO	BLK	PTS	AVG
17-18	27	3	244	18	41	.439	8	17	.471	---	---	---	2	24	26	21	20	0	10	7	4	44	1.6

Livingston, Randy**6-4 • Guard • Louisiana State**

Signed a 10-day contract on Jan. 27, 2003...Released on Feb. 5, 2003.

YEAR	G	GS	MIN	FG	FGA	PCT	3P	3PA	PCT	FT	FTA	PCT	OFF	DEF	TOT	AST	PF	DQ	STL	TO	BLK	PTS	AVG
02-03	2	0	12	2	4	.500	0	0	---	2	2	1.000	0	0	0	1	0	0	0	0	0	6	3.0

Lopez, Robin

7-0 • Center • Stanford

Acquired from Phoenix along with forward Hakim Warrick and cash considerations in exchange for guard Jerome Dyson and center Brad Miller, with two second round picks going to Minnesota as part of the three-team deal that sent forward Wesley Johnson and a first round pick from Minnesota to Phoenix on July 27, 2012...Traded to Portland with Terrell Harris as part of a three team trade that returned Jeff Withey (from Portland) and Tyreke Evans (from Sacramento), and sent Greivis Vasquez (from New Orleans) a 2016 second round pick, a future second round pick and cash considerations (all from Portland) to Sacramento.

YEAR	G	GS	MIN	FG	FGA	PCT	3P	3PA	PCT	FT	FTA	PCT	OFF	DEF	TOT	AST	PF	DQ	STL	TO	BLK	PTS	AVG
12-13	82	82	2136	384	719	.534	0	0	--	161	207	.778	226	236	462	64	16	1	32	110	128	929	11.3

Lynch, George

6-8 • Forward • North Carolina

Acquired along with Robert Traylor and Jerome Moiso from Philadelphia and Chris Porter from Golden State in a three-team deal that sent Derrick Coleman (from Charlotte), Corie Blount and Vontee Cummings (from Golden State) to Philadelphia and Cedric Henderson (from Philadelphia) and a conditional first round draft pick from Philadelphia to Golden State on Oct. 25, 2001...

Waived on Oct. 28, 2005.

YEAR	G	GS	MIN	FG	FGA	PCT	3P	3PA	PCT	FT	FTA	PCT	OFF	DEF	TOT	AST	PF	DQ	STL	TO	BLK	PTS	AVG
02-03	81	32	1497	147	359	.409	28	79	.354	41	74	.554	139	214	353	104	136	1	66	52	19	363	4.5
03-04	78	51	1701	149	375	.397	43	139	.309	34	51	.667	96	216	312	117	159	1	48	64	18	375	4.8
04-05	44	27	935	68	189	.360	11	37	.297	17	23	.739	55	119	174	88	83	0	32	57	12	164	3.7
TOTALS	203	110	4131	364	923	.394	82	255	.322	92	148	.622	290	549	839	309	378	2	146	173	49	902	4.4

Macijauskas, Arvydas

6-4 • Guard • Lithuania

Signed as a free agent on Aug. 2, 2005...Waived on July 12, 2006.

YEAR	G	GS	MIN	FG	FGA	PCT	3P	3PA	PCT	FT	FTA	PCT	OFF	DEF	TOT	AST	PF	DQ	STL	TO	BLK	PTS	AVG
05-06	19	0	135	14	41	.341	3	12	.250	13	15	.867	3	7	10	5	10	0	7	8	0	44	2.3

Magloire, Jamaal

6-10 • Center • Kentucky

Selected by the Hornets in the first round (19th overall) of the 2000 NBA Draft on June 28, 2000...Traded to the Milwaukee Bucks in exchange for forward Desmond Mason, an unconditional first round pick and cash considerations on Oct. 26, 2005.

YEAR	G	GS	MIN	FG	FGA	PCT	3P	3PA	PCT	FT	FTA	PCT	OFF	DEF	TOT	AST	PF	DQ	STL	TO	BLK	PTS	AVG
02-03	82	82	2443	305	635	.480	0	3	.000	231	322	.717	260	464	724	88	276	4	49	158	111	841	10.3
03-04	82	82	2777	383	809	.473	0	1	.000	353	470	.751	268	579	847	86	278	6	43	201	101	1119	13.6
04-05	23	22	703	98	227	.432	0	0	--	74	123	.602	79	126	205	29	74	0	8	59	23	270	11.7
TOTALS	187	186	5923	786	1671	.470	0	4	.000	658	915	.719	607	1169	1776	203	628	10	100	418	235	2230	11.9

Marks, Sean

6-10 • Forward/Center • California

Signed as a free agent on August 26, 2008...Signed as a free agent on August 27, 2009...Became a free agent following the 2009-10 season.

YEAR	G	GS	MIN	FG	FGA	PCT	3P	3PA	PCT	FT	FTA	PCT	OFF	DEF	TOT	AST	PF	DQ	STL	TO	BLK	PTS	AVG
08-09	60	5	838	80	165	.485	2	10	.200	30	44	.682	62	125	187	14	121	0	7	35	33	192	3.2
09-10	14	0	75	4	8	.500	0	0	--	2	5	.400	14	9	23	2	17	0	0	2	3	10	0.7
TOTALS	74	5	913	84	173	.486	2	10	.200	32	49	.653	76	134	210	16	138	0	7	37	36	202	2.7

Mashburn, Jamal

6-8 • Forward • Kentucky

Acquired from Miami Heat along with P.J. Brown, Rodney Buford, Tim James and Otis Thorpe in exchange for Ricky Davis, Dave Ellis, Eddie Jones and Anthony Mason on August 1, 2000. Traded to the Philadelphia 76ers along with Rodney Rogers in exchange for Glenn Robinson on February 24, 2005.

YEAR	G	GS	MIN	FG	FGA	PCT	3P	3PA	PCT	FT	FTA	PCT	OFF	DEF	TOT	AST	PF	DQ	STL	TO	BLK	PTS	AVG
02-03	82	81	3321	670	1586	.422	119	306	.389	313	369	.848	66	432	498	462	196	--	83	230	17	757	10.8
03-04	19	18	730	156	398	.392	19	67	.284	65	80	.813	19	98	117	47	42	--	14	37	5	396	20.8
TOTALS	101	99	4051	826	1984	.416	138	373	.370	378	449	.842	85	530	615	509	238	--	97	267	22	2168	21.5

Mason, Desmond

6-5 • Forward/Guard • Oklahoma State

Acquired along with an unconditional first round pick in the 2006 NBA Draft and cash considerations from the Milwaukee Bucks in exchange for Jamaal Magloire on Oct. 26, 2005...Became a free agent following the 2006-07 season.

YEAR	G	GS	MIN	FG	FGA	PCT	3P	3PA	PCT	FT	FTA	PCT	OFF	DEF	TOT	AST	PF	DQ	STL	TO	BLK	PTS	AVG
05-06	70	55	2102	275	690	.399	1	6	.167	206	302	.682	64	234	298	66	136	1	42	113	17	757	10.8
06-07	75	75	2575	407	900	.452	0	0	--	214	323	.663	124	221	345	115	174	1	52	192	22	1028	13.7
TOTALS	145	130	4677	682	1590	.429	1	6	.167	420	625	.672	188	455	643	181	310	2	94	305	39	1785	12.3

Mason, Jr., Roger

6-5 • Guard • Virginia

Signed as a free agent on August 4, 2012...Rights were renounced following the 2012-13 season.

YEAR	G	GS	MIN	FG	FGA	PCT	3P	3PA	PCT	FT	FTA	PCT	OFF	DEF	TOT	AST	PF	DQ	STL	TO	BLK	PTS	AVG
12-13	69	13	1219	132	305	.433	66	159	.415	39	43	.907	11	121	132	74	104	0	26	51	11	369	5.3

Mbenga, D.J.

7-0 • Center • Democratic Republic of Congo

Signed as a free agent on October 13, 2010...Became a free agent following the 2010-11 season.

YEAR	G	GS	MIN	FG	FGA	PCT	3P	3PA	PCT	FT	FTA	PCT	OFF	DEF	TOT	AST	PF	DQ	STL	TO	BLK	PTS	AVG
10-11	41	0	530	23	49	.469	0	0	----	13	18	.722	35	51	86	6	52	0	6	21	27	59	1.4

McGuire, Dominic

6-9 • Forward • Fresno State

Signed as a free agent on December 16, 2012...Waived by New Orleans on January 4, 2013.

YEAR	G	GS	MIN	FG	FGA	PCT	3P	3PA	PCT	FT	FTA	PCT	OFF	DEF	TOT	AST	PF	DQ	STL	TO	BLK	PTS	AVG
12-13	9	0	145	9	21	.429	0	0	----	1	2	.500	7	21	28	9	13	0	8	5	3	19	2.1

Mekel, Gal

6-3 • Guard • Wichita State

Signed on December 5, 2014...Waived on December 19, 2014.

YEAR	G	GS	MIN	FG	FGA	PCT	3P	3PA	PCT	FT	FTA	PCT	OFF	DEF	TOT	AST	PF	DQ	STL	TO	BLK	PTS	AVG
14-15	4	0	43	3	20	.150	0	3	.000	--	--	--	0	1	1	13	1	0	2	2	0	6	1.5

WON'T BOW DOWN

Mensah-Bonsu, Pops

6-9 • Center • George Washington

Signed as a free agent on September 24, 2010...Waived by New Orleans on January 4, 2011.

YEAR	G	GS	MIN	FG	FGA	PCT	3P	3PA	PCT	FT	FTA	PCT	OFF	DEF	TOT	AST	PF	DQ	STL	TO	BLK	PTS	AVG
10-11	7	0	35	1	5	.333	0	0	--	0	0	--	3	8	11	2	11	0	0	2	0	2	0.3

Miller, Darius

6-8 • Forward • Kentucky

Selected in the second round of the 2012 NBA Draft (46th overall pick) on June 28, 2012...Signed multi-year contract July 25, 2014...Waived November 30, 2014...Signed as a free agent July 27, 2017...Re-signed on July 21, 2019.

YEAR	G	GS	MIN	FG	FGA	PCT	3P	3PA	PCT	FT	FTA	PCT	OFF	DEF	TOT	AST	PF	DQ	STL	TO	BLK	PTS	AVG
12-13	52	2	694	44	108	.407	22	56	.393	8	8	1.000	8	70	78	44	89	0	17	23	12	118	2.3
13-14	45	7	723	73	166	.440	25	77	.325	29	36	.806	9	43	52	43	88	0	24	22	9	200	4.4
14-15	5	1	43	1	7	.143	0	1	.000	--	--	--	0	1	1	2	8	0	1	1	0	2	0.4
17-18	82	3	1944	216	487	.444	147	358	.411	58	67	.866	18	146	164	111	160	1	28	58	17	637	7.8
18-19	69	15	1757	189	484	.390	133	364	.365	56	71	.789	14	114	124	146	165	1	40	59	23	567	8.2
TOTALS	253	28	5161	523	1252	.418	327	856	.382	151	182	.830	49	374	423	346	510	2	110	163	61	1524	6.0

Mirotic, Nikola

6-10 • Forward • Montenegro

Acquired along with a 2018 second-round draft pick from Chicago in exchange for Tony Allen, Omer Asik, Jameer Nelson, a 2018 first-round draft pick, and the right to trade 2021 second-round draft picks. Traded to Milwaukee in exchange for Stanley Johnson, Jason Smith, and four second-round draft picks on February 7, 2019.

YEAR	G	GS	MIN	FG	FGA	PCT	3P	3PA	PCT	FT	FTA	PCT	OFF	DEF	TOT	AST	PF	DQ	STL	TO	BLK	PTS	AVG
17-18	30	11	872	163	382	.427	66	197	.335	47	58	.810	41	205	246	41	63	0	29	31	26	439	14.6
18-19	32	22	925	182	407	.447	85	231	.368	85	101	.842	46	218	264	35	86	0	21	37	25	534	16.7
TOTALS	62	33	1797	345	789	.437	151	428	.353	132	159	.830	87	423	510	76	149	0	50	68	51	973	15.7

Moiso, Jerome

6-10 • Forward • UCLA

Acquired along with Robert Traylor and George Lynch from Philadelphia and Chris Porter from Golden State in a three-team trade which sent Derrick Coleman (from Charlotte), Corie Blount and Vonteego Cummings (from Golden State) to Philadelphia and Cedric Henderson (from Philadelphia) and a conditional first round draft pick from Philadelphia to Golden State on Oct. 25, 2001. Became a free agent after 2003-05 season.

YEAR	G	GS	MIN	FG	FGA	PCT	3P	3PA	PCT	FT	FTA	PCT	OFF	DEF	TOT	AST	PF	DQ	STL	TO	BLK	PTS	AVG
02-03	51	1	644	89	171	.520	0	0	--	27	41	.659	59	119	178	22	87	1	19	46	44	205	4.0

Moore, E'Twaun

6-4 • Guard • Purdue

Signed as a free agent on July 21, 2016.

YEAR	G	GS	MIN	FG	FGA	PCT	3P	3PA	PCT	FT	FTA	PCT	OFF	DEF	TOT	AST	PF	DQ	STL	TO	BLK	PTS	AVG
16-17	73	22	1820	283	619	.457	77	208	.370	57	74	.770	33	119	152	164	131	0	50	62	32	700	9.6
17-18	82	80	2586	423	832	.508	128	301	.425	48	68	.706	57	181	238	187	182	0	79	102	12	1022	12.5
18-19	53	36	1463	256	532	.481	76	176	.432	45	59	.763	35	92	127	102	112	0	40	59	8	633	11.9
TOTALS	208	138	5869	962	1983	.485	281	685	.410	150	201	.746	125	392	517	453	425	0	169	223	52	2355	11.3

Morrow, Anthony

6-5 • Guard • Georgia Tech

Signed as a free agent on July 18, 2013...Became a free agent following the 2013-14 season.

YEAR	G	GS	MIN	FG	FGA	PCT	3P	3PA	PCT	FT	FTA	PCT	OFF	DEF	TOT	AST	PF	DQ	STL	TO	BLK	PTS	AVG
13-14	76	9	1426	238	520	.458	88	195	.451	72	87	.828	29	111	140	59	102	0	38	51	12	636	8.4

Motiejunas, Donatas

7-0 • Forward • Lithuania

Signed as a free agent on January 3, 2017...Became an unrestricted free agent at the conclusion of the 2016-17 season.

YEAR	G	GS	MIN	FG	FGA	PCT	3P	3PA	PCT	FT	FTA	PCT	OFF	DEF	TOT	AST	PF	DQ	STL	TO	BLK	PTS	AVG
16-17	34	0	479	57	138	.413	11	47	.234	25	49	.510	26	75	101	34	55	0	18	31	11	150	4.4

Nachbar, Bostjan

6-9 • Forward • Slovenia

Acquired along with Jim Jackson from Houston in exchange for David Wesley on Dec. 27, 2004...Traded to the New Jersey Nets in exchange for Marc Jackson and Linton Johnson III on Feb. 23, 2006.

YEAR	G	GS	MIN	FG	FGA	PCT	3P	3PA	PCT	FT	FTA	PCT	OFF	DEF	TOT	AST	PF	DQ	STL	TO	BLK	PTS	AVG
04-05	55	4	1157	146	368	.397	65	175	.371	88	105	.838	20	132	152	65	153	1	28	68	16	445	8.1
05-06	25	13	405	42	124	.339	17	57	.298	25	36	.694	4	45	49	22	52	0	13	20	5	126	5.0
TOTALS	80	17	1542	188	492	.382	82	232	.353	113	141	.801	24	177	201	87	205	1	41	88	21	571	7.1

Nailon, Lee

6-8 • Forward • Texas Christian

Signed as a free agent on Sept. 30, 2004...Became a free agent after the 2004-05 season.

YEAR	G	GS	MIN	FG	FGA	PCT	3P	3PA	PCT	FT	FTA	PCT	OFF	DEF	TOT	AST	PF	DQ	STL	TO	BLK	PTS	AVG
04-05	68	51	2017	415	869	.478	0	2	.000	133	165	.806	128	170	298	109	190	1	36	110	16	963	14.2

Nelson, Jameer

6-0 • Guard • Saint Joseph's (PA)

Signed as a free agent October 22, 2017...Traded to Chicago along with Tony Allen, Omer Asik, a 2018 first-round draft pick, and the right to trade 2021 second-round draft picks in exchange for Nikola Mirotic and a 2018 second-round draft pick.

YEAR	G	GS	MIN	FG	FGA	PCT	3P	3PA	PCT	FT	FTA	PCT	OFF	DEF	TOT	AST	PF	DQ	STL	TO	BLK	PTS	AVG
17-18	43	0	897	84	205	.410	40	110	.364	13	17	.765	11	85	96	156	67	0	23	56	3	221	5.1

Norris, Mookie

6-1 • Guard • West Florida

Acquired along with cash considerations from Houston in exchange for Maciej Lampe on Feb. 13, 2006...Waived on July 5, 2006.

YEAR	G	GS	MIN	FG	FGA	PCT	3P	3PA	PCT	FT	FTA	PCT	OFF	DEF	TOT	AST	PF	DQ	STL	TO	BLK	PTS	AVG
05-06	16	0	183	20	47	.426	4	9	.444	16	25	.640	3	17	20	21	18	0	6	17	0	60	3.8

WON'T BOW DOWN

Okafor, Emeke

6-10 • Forward/Center • Connecticut

Acquired from the Charlotte Bobcats in exchange for Tyson Chandler on July 28, 2009...Traded to Washington along with forward Trevor Ariza for forward Rashard Lewis and the 46th pick in the 2012 NBA Draft on June 20, 2012...Signed a 10-day contract on February 3, 2018...Signed a second 10-day contract on February 14, 2018...Signed to a multi-year contract on February 26, 2018...Waived on September 19, 2018.

YEAR	G	GS	MIN	FG	FGA	PCT	3P	3PA	PCT	FT	FTA	PCT	OFF	DEF	TOT	AST	PF	DQ	STL	TO	BLK	PTS	AVG
09-10	82	82	2370	348	656	.530	--	--	---	154	274	.562	251	491	742	55	218	1	54	111	127	850	10.4
10-11	72	72	2287	300	524	.573	0	1	.000	145	258	.562	230	454	684	42	230	4	40	119	127	745	10.3
11-12	27	27	781	114	214	.533	--	--	---	38	74	.514	70	143	213	24	73	0	16	37	26	266	9.9
17-18	26	19	353	48	95	.505	--	--	---	18	22	.818	47	73	120	8	30	0	8	13	25	114	4.4
TOTALS	207	200	5791	810	1489	.544	0	1	.000	355	628	.565	598	1161	1759	129	551	5	118	280	305	1975	9.5

Okafor, Jahlil

6-11 • Center • Duke

Signed as a free agent on August 8, 2018...Signed to contract extension on June 20, 2019.

YEAR	G	GS	MIN	FG	FGA	PCT	3P	3PA	PCT	FT	FTA	PCT	OFF	DEF	TOT	AST	PF	DQ	STL	TO	BLK	PTS	AVG
18-19	59	24	935	212	362	.586	1	5	.200	59	89	.663	82	196	278	40	96	0	15	52	40	484	8.2

Onuaku, Arinze

6-9 • Forward • Syracuse

Signed as a free agent on August 22, 2013...Waived by the Pelicans on November 12, 2013

YEAR	G	GS	MIN	FG	FGA	PCT	3P	3PA	PCT	FT	FTA	PCT	OFF	DEF	TOT	AST	PF	DQ	STL	TO	BLK	PTS	AVG
13-14	3	0	25	1	4	.250	0	0	---	1	2	.500	2	5	7	3	3	0	0	1	0	3	1.0

Pack, Robert

6-2 • Guard • USC

Signed as a free agent on Jan. 10, 2003...Signed to a second 10-day contract on Jan. 20, 2003...Signed for the remainder of the season on Jan. 30, 2003...Became a free agent after 2002-03 season.

YEAR	G	GS	MIN	FG	FGA	PCT	3P	3PA	PCT	FT	FTA	PCT	OFF	DEF	TOT	AST	PF	DQ	STL	TO	BLK	PTS	AVG
02-03	28	4	440	52	129	.403	0	5	.000	41	55	.745	11	40	51	81	35	0	25	40	0	145	5.2

Pargo, Jannero

6-1 • Guard • Arkansas

Signed as a free agent on August 9, 2006...Re-signed as a free agent on August 8, 2007...Became a free agent after the 2007-08 season.

YEAR	G	GS	MIN	FG	FGA	PCT	3P	3PA	PCT	FT	FTA	PCT	OFF	DEF	TOT	AST	PF	DQ	STL	TO	BLK	PTS	AVG
06-07	82	7	1710	283	692	.409	81	209	.388	104	122	.852	20	160	180	203	121	0	53	122	4	751	9.2
07-08	80	5	1497	254	652	.390	65	186	.349	71	81	.877	26	104	130	192	123	0	50	93	5	644	8.1
TOTALS	162	12	3207	537	1344	.400	146	395	.370	175	203	.862	46	264	310	395	244	0	103	215	9	1395	8.6

Paul, Chris

6-0 • Guard • Wake Forest

Drafted with the fourth overall pick in the first round of the 2005 NBA Draft...Signed an extension on July 9, 2008...Traded to the Los Angeles Clippers with two 2015 second-round picks in exchange for Eric Gordon, Chris Kaman, Al-Farouq Aminu and Minnesota's 2012 unprotected first-round pick on December 14, 2011.

YEAR	G	GS	MIN	FG	FGA	PCT	3P	3PA	PCT	FT	FTA	PCT	OFF	DEF	TOT	AST	PF	DQ	STL	TO	BLK	PTS	AVG
05-06	78	78	2808	407	947	.430	50	177	.282	394	465	.847	61	339	400	611	218	0	175	183	6	1258	16.1
06-07	64	64	2353	381	871	.437	50	143	.350	292	357	.818	54	226	280	569	154	0	118	161	3	1104	17.3
07-08	80	80	3006	630	1291	.488	92	249	.369	332	390	.851	62	259	321	925	185	0	217	201	4	1684	21.1
08-09	78	78	3002	631	1255	.503	64	176	.364	455	524	.868	69	363	432	861	212	1	216	231	10	1781	22.8
09-10	45	45	1712	314	637	.493	52	127	.409	161	190	.847	20	171	191	480	118	2	96	112	8	841	18.7
10-11	80	80	2880	430	928	.463	71	183	.388	337	384	.878	38	289	327	782	196	0	188	177	5	1268	15.9
TOTALS	425	425	15761	2793	5929	.471	379	1055	.359	1971	2310	.853	304	1647	1951	4228	1083	3	1010	1065	36	7936	18.7

Pavlovic, Sasha

6-8 • Guard/Forward • Montenegro

Signed to a 10-day contract on February 4, 2011.

YEAR	G	GS	MIN	FG	FGA	PCT	3P	3PA	PCT	FT	FTA	PCT	OFF	DEF	TOT	AST	PF	DQ	STL	TO	BLK	PTS	AVG
10-11	4	1	50	2	11	.182	0	5	.000	0	0	---	0	6	6	6	4	0	0	1	4	4	1.0

Payton, Elfrid

6-4 • Guard • Louisiana-Lafayette

Signed as a free agent on July 8, 2018...Became unrestricted free agent at the conclusion of the 2018-19 season.

YEAR	G	GS	MIN	FG	FGA	PCT	3P	3PA	PCT	FT	FTA	PCT	OFF	DEF	TOT	AST	PF	DQ	STL	TO	BLK	PTS	AVG
18-19	42	42	1250	179	412	.434	33	105	.314	55	74	.743	49	171	220	320	81	0	44	112	17	446	10.6

Peterson, Morris

6-7 • Forward/Guard • Michigan State

Signed as a free agent on July 23, 2007...Traded to Oklahoma City along with the draft rights to Cole Aldrich in exchange for the draft right to Craig Brackins and Quincy Pondexter on July 8, 2010.

YEAR	G	GS	MIN	FG	FGA	PCT	3P	3PA	PCT	FT	FTA	PCT	OFF	DEF	TOT	AST	PF	DQ	STL	TO	BLK	PTS	AVG
07-08	76	76	1796	215	516	.417	113	287	.394	65	85	.765	36	170	206	67	125	0	47	41	7	608	8.0
08-09	43	9	515	73	183	.399	33	85	.388	12	19	.632	13	71	84	16	51	0	15	15	2	191	4.4
09-10	46	39	973	116	301	.385	62	171	.363	33	54	.611	17	109	126	41	81	0	25	27	5	327	7.1
TOTALS	165	124	3284	404	1000	.404	208	543	.383	110	158	.696	66	350	416	124	257	0	87	83	14	1126	6.8

Perkins, Kendrick

6-10 • Center • Clifton J. Ozen HS (TX)

Signed as a free agent on July 28, 2015...Became unrestricted free agent at the conclusion of the 2015-16 season.

YEAR	G	GS	MIN	FG	FGA	PCT	3P	3PA	PCT	FT	FTA	PCT	OFF	DEF	TOT	AST	PF	DQ	STL	TO	BLK	PTS	AVG
15-16	37	5	542	40	75	.533	--	--	---	11	25	.440	25	103	128	31	64	0	11	41	11	91	2.5

Pondexter, Quincy

6-7 • Guard/Forward • Washington

Acquired from Oklahoma City with Craig Brackins in exchange for Cole Aldrich and Morris Peterson on June 24, 2010...Traded to Memphis in exchange for Greivis Vasquez on December 24, 2011...

Acquired on January 12, 2015 in a three-team trade that sent Austin Rivers to Boston and Russ Smith to Memphis...Traded to Chicago along with a future second round draft pick and cash considerations in exchange for the rights to Ater Majok on September 1, 2017.

YEAR	G	GS	MIN	FG	FGA	PCT	3P	3PA	PCT	FT	FTA	PCT	OFF	DEF	TOT	AST	PF	DQ	STL	TO	BLK	PTS	AVG
10-11	66	6	734	73	180	.406	18	50	.360	24	34	.706	23	65	88	28	63	0	17	16	10	188	2.8
14-15	45	28	1253	140	312	.449	74	171	.433	50	66	.758	33	105	138	66	103	0	14	41	19	404	9.0
TOTALS	11134	1987	213	492	433	.92	221	416	.74	100	740	.56	170	226	94	166	0	31	57	29	592	5.3	

Posey, James**6-8 • Forward • Xavier**

Signed as a free agent on July 18, 2008...Traded to Indiana along with Darren Collison in a four-team trade on Aug. 11, 2010.

YEAR	G	GS	MIN	FG	FGA	PCT	3P	3PA	PCT	FT	FTA	PCT	OFF	DEF	TOT	AST	PF	DQ	STL	TO	BLK	PTS	AVG
08-09	75	0	2140	216	524	.412	116	314	.369	120	146	.822	38	524	362	82	216	1	58	79	21	668	8.9
09-10	77	2	1731	126	345	.365	81	242	.335	66	80	.825	32	297	329	117	204	1	42	51	19	399	5.2
TOTALS	152	2	3871	342	869	.394	197	556	.354	186	226	.823	70	621	691	199	420	2	100	130	40	1067	7.0

Randle, Julius**6-9 • Forward • Kentucky**

Signed as a free agent on July 8, 2018...Became an unrestricted free agent at the conclusion of the 2018-19 season.

YEAR	G	GS	MIN	FG	FGA	PCT	3P	3PA	PCT	FT	FTA	PCT	OFF	DEF	TOT	AST	PF	DQ	STL	TO	BLK	PTS	AVG
18-19	73	49	2232	571	1089	.524	67	195	.344	356	487	.731	162	412	634	229	246	3	52	208	45	1564	21.4

Rivers, Austin**6-4 • Guard • Duke**

Selected in the first round of the 2012 NBA Draft (10th overall pick) on June 28, 2012...Traded to Boston on January 12, 2015 in a three-team deal that sent Quincy Pondexter to New Orleans and Russ Smith to Memphis.

YEAR	G	GS	MIN	FG	FGA	PCT	3P	3PA	PCT	FT	FTA	PCT	OFF	DEF	TOT	AST	PF	DQ	STL	TO	BLK	PTS	AVG
12-13	61	26	1418	145	390	.372	28	86	.326	59	108	.546	16	93	109	127	122	0	26	74	9	377	6.2
13-14	69	4	1339	192	474	.405	36	99	.364	110	173	.636	26	103	129	160	134	0	45	77	9	530	7.7
14-15	35	3	772	86	222	.387	14	50	.280	53	71	.746	12	56	68	87	65	0	18	30	7	239	6.8
TOTALS	165	33	3529	423	1086	.390	78	235	.332	222	352	.631	54	252	306	374	321	0	89	181	25	1146	6.9

Roberts, Brian**6-1 • Guard • Dayton**

Signed as a free agent on August 16, 2012...Became a free agent after the 2013-14 season.

YEAR	G	GS	MIN	FG	FGA	PCT	3P	3PA	PCT	FT	FTA	PCT	OFF	DEF	TOT	AST	PF	DQ	STL	TO	BLK	PTS	AVG
12-13	78	5	1324	213	511	.417	59	153	.386	70	77	.909	17	80	97	219	108	0	37	71	3	555	7.1
13-14	72	42	1667	244	581	.420	64	178	.360	125	133	.940	17	119	136	234	132	2	43	95	7	677	9.4
TOTALS	150	47	2991	457	1092	.418	123	331	.372	195	210	.929	34	199	233	453	240	2	80	166	10	1232	8.2

Robinson, Nate**5-9 • Guard • Washington**

Signed on Oct. 16, 2015...Waived on October 29, 2015.

YEAR	G	GS	MIN	FG	FGA	PCT	3P	3PA	PCT	FT	FTA	PCT	OFF	DEF	TOT	AST	PF	DQ	STL	TO	BLK	PTS	AVG
15-16	2	1	23	0	1	.000	0	1	.000	--	--	--	0	0	0	4	5	0	1	0	0	0	0.0

Rogers, Rodney**6-7 • Forward • Wake Forest**

Signed as a free agent on Aug. 3, 2004...Traded to Philadelphia along with Jamal Mashburn in exchange for Glenn Robinson on Feb. 24, 2005.

YEAR	G	GS	MIN	FG	FGA	PCT	3P	3PA	PCT	FT	FTA	PCT	OFF	DEF	TOT	AST	PF	DQ	STL	TO	BLK	PTS	AVG
04-05	30	26	882	109	289	.377	25	92	.272	32	42	.762	28	114	142	60	103	1	19	66	12	275	9.2

Rondo, Rajon**6-1 • Guard • Kentucky**

Signed as a free agent July 20, 2017...Became an unrestricted free agent at the conclusion of the 2017-18 season.

YEAR	G	GS	MIN	FG	FGA	PCT	3P	3PA	PCT	FT	FTA	PCT	OFF	DEF	TOT	AST	PF	DQ	STL	TO	BLK	PTS	AVG
17-18	65	63	1705	231	494	.468	50	150	.333	25	46	.543	31	232	263	533	119	0	70	151	10	537	8.3

Rooks, Sean**6-10 • Center • Arizona**

Signed as a free agent on July 21, 2003...Traded to Orlando in exchange for Shammond Williams on Feb. 19, 2004.

YEAR	G	GS	MIN	FG	FGA	PCT	3P	3PA	PCT	FT	FTA	PCT	OFF	DEF	TOT	AST	PF	DQ	STL	TO	BLK	PTS	AVG
03-04	35	0	525	34	94	.362	0	0	.000	12	15	.800	10	40	50	11	48	0	9	15	5	80	2.3

Salmons, John**6-7 • Guard/Forward • Miami**

Signed as a free agent on August 26, 2014...Traded to Phoenix in a three-team deal that sent Norris Cole, Justin Hamilton, and Shawne Williams to New Orleans from Miami.

YEAR	G	GS	MIN	FG	FGA	PCT	3P	3PA	PCT	FT	FTA	PCT	OFF	DEF	TOT	AST	PF	DQ	STL	TO	BLK	PTS	AVG
14-15	21	0	270	16	48	.333	8	26	.308	2	4	.500	4	17	21	13	25	0	9	5	4	42	2.0

Selden, Jr., Wayne**6-5 • Guard • Kansas**

Signed a 10-day contract on March 8, 2017.

YEAR	G	GS	MIN	FG	FGA	PCT	3P	3PA	PCT	FT	FTA	PCT	OFF	DEF	TOT	AST	PF	DQ	STL	TO	BLK	PTS	AVG
16-17	3	3	47	5	8	.625	4	7	.571	2	4	.500	0	5	5	1	6	0	2	3	1	16	5.3

Simmons, Cedric**6-9 • Forward • North Carolina State**

Selected with the 15th overall pick of the 2006 NBA Draft. Traded to the Cleveland Cavaliers in exchange for David Wesley on September 29, 2007.

YEAR	G	GS	MIN	FG	FGA	PCT	3P	3PA	PCT	FT	FTA	PCT	OFF	DEF	TOT	AST	PF	DQ	STL	TO	BLK	PTS	AVG
06-07	43	4	534	55	132	.417	0	0	--	16	33	.485	44	63	107	12	75	0	8	22	23	126	2.9

Sims, Henry**6-10 • Center • Georgetown**

Signed a 10-day contract on March 3, 2013.

YEAR	G	GS	MIN	FG	FGA	PCT	3P	3PA	PCT	FT	FTA	PCT	OFF	DEF	TOT	AST	PF	DQ	STL	TO	BLK	PTS	AVG
12-13	2	0	5	2	3	.667	0	0	--	0	0	--	2	0	2	0	1	0	0	1	0	4	2.0

Sloan, Donald**6-3 • Guard • Texas A&M**

Signed to a 10-day contract on February 8, 2012...Signed to a 10-day contract on January 7, 2013.

YEAR	G	GS	MIN	FG	FGA	PCT	3P	3PA	PCT	FT	FTA	PCT	OFF	DEF	TOT	AST	PF	DQ	STL	TO	BLK	PTS	AVG
11-12	3	0	41	5	14	.357	0	2	.000	2	4	.500	2	1	3	8	2	0	2	5	0	12	4.0
12-13	3	0	6	0	0	--	0	0	--	0	0	--	0	0	0	1	0	0	0	1	0	0	0.0
TOTALS	6	0	47	5	14	.357	0	2	.000	2	4	.500	2	1	3	9	2	0	2	6	0	12	2.0

Smith, Ish

6-0 • Guard • Wake Forest

Signed on Oct. 26, 2015...Traded to Philadelphia for two second-round draft picks on December 24, 2015.

YEAR	G	GS	MIN	FG	FGA	PCT	3P	3PA	PCT	FT	FTA	PCT	OFF	DEF	TOT	AST	PF	DQ	STL	TO	BLK	PTS	AVG
15-16	27	3	617	98	228	.430	10	33	.303	33	43	.767	14	78	92	154	38	0	24	45	6	239	8.9

Smith, J.R.

6-6 • Guard • St. Benedict's Prep (NJ)

Selected by the Hornets with the 18th overall pick in the first round of the 2004 NBA Draft on June 24, 2004...Traded to the Chicago Bulls along with PJ Brown in exchange for center Tyson Chandler on July 14, 2006.

YEAR	G	GS	MIN	FG	FGA	PCT	3P	3PA	PCT	FT	FTA	PCT	OFF	DEF	TOT	AST	PF	DO	STL	TO	BLK	PTS	AVG
04-05	76	56	1859	295	748	.394	81	281	.288	111	161	.689	39	113	152	142	135	0	55	109	11	782	10.3
05-06	55	25	989	144	366	.393	52	140	.371	83	101	.822	19	91	110	58	90	0	37	54	4	423	7.7
TOTALS	131	81	2848	439	1114	.394	133	421	.316	194	262	.740	58	204	262	200	225	0	92	163	15	1205	9.2

Smith, Jason

7-0 • Forward • Colorado State

Acquired from Philadelphia with Willie Green in exchange for Craig Brackins and Darius Songaila on September 23, 2010...Became a free agent after the 2010-11 season...Signed as a free agent on December 17, 2011...Became a free agent after the 2013-14 season...Acquired from Milwaukee along with Stanley Johnson and four second round draft picks in exchange for Nikola Mirotic on February 7, 2019...Waived on March 20, 2019.

YEAR	G	GS	MIN	FG	FGA	CT	3P	3PA	CT	FT	FTA	CT	OFF	DEF	TOT	AST	PF	DQ	STL	TO	BLK	PTS	AVG
10-11	77	6	1102	136	307	.443	0	2	.000	59	70	.843	89	152	241	36	150	0	26	53	32	331	4.3
11-12	40	29	947	181	348	.520	1	9	.111	33	47	.702	72	124	196	34	102	1	21	40	41	396	9.9
12-13	51	0	876	167	341	.490	0	4	.000	86	102	.843	64	122	186	34	123	0	15	55	45	420	8.2
13-14	31	27	830	131	282	.465	0	0	---	39	50	.780	51	130	181	29	100	3	11	28	29	301	9.7
18-19	2	0	20	2	9	.222	2	7	.286	2	2	1.000	2	2	4	1	3	0	0	1	0	8	4.0
TOTALS	201	62	3775	617	1287	.479	3	22	.136	219	271	.808	278	530	808	134	478	4	73	177	147	1456	7.2

Smith, Josh

6-9 • Forward • Oak Hill Academy (VA)

Signed as a free agent October 28, 2017...Waived November 10, 2017.

YEAR	G	GS	MIN	FG	FGA	FT	FTA	3P	3PA	CT	FT	FTA	CT	OFF	DEF	TOT	AST	PF	DQ	STL	TO	BLK	PTS	AVG
17-18	3	0	12	1	4	.250	---	---	---	---	---	---	---	3	1	4	0	3	0	0	0	0	2	0.7

Smith, Russ

6-0 • Guard • Louisville

Acquired on draft night from Philadelphia in exchange for the rights to Pierre Jackson...Traded to Memphis in three-team deal in exchange for Quincy Pondexter, with Austin Rivers being traded to Boston January 12, 2015.

YEAR	G	GS	MIN	FG	FGA	FT	FTA	3P	3PA	CT	FT	FTA	CT	OFF	DEF	TOT	AST	PF	DQ	STL	TO	BLK	PTS	AVG
14-15	6	0	29	2	10	.200	1	6	.167	---	---	---	---	0	3	3	2	6	0	0	7	0	5	0.8

Smith, Steve

6-8 • Guard • Michigan State

Signed as a free agent on Oct. 29, 2003...Became a free agent after 2003-04 season.

YEAR	G	GS	MIN	FG	FGA	PCT	3P	3PA	PCT	FT	FTA	PCT	OFF	DEF	TOT	AST	PF	DQ	STL	TO	BLK	PTS	AVG
03-04	71	4	929	119	293	.406	43	107	.402	77	83	.928	27	54	81	56	91	0	15	42	6	358	5.0

Snyder, Kirk

6-6 • Guard • Nevada

Acquired from Miami along with Rasual Butler (from Miami) in exchange for draft rights to Roberto Duenas in a five-team, 13-player deal that also sent Antoine Walker (from Boston) and Jason Williams, James Posey and Andre Emmitt (from Memphis) to Miami, Eddie Jones (from Miami) and Raul Lopez (from Utah) to Memphis, Greg Ostertag (from Memphis) to Utah, and Curtis Borchardt (from Utah) and Qyntel Woods, the draft rights to Albert Miralles, two second round picks and cash considerations (from Miami) to Boston on Aug. 2, 2005...Traded to the Houston Rockets in exchange for cash considerations and a conditional 2008 second round pick (the Hornets to receive the higher second round slot between the two teams in the 2008 NBA Draft).

YEAR	G	GS	MIN	FG	FGA	PCT	3P	3PA	PCT	FT	FTA	PCT	OFF	DEF	TOT	AST	PF	DQ	STL	TO	BLK	PTS	AVG
05-06	68	45	1310	205	453	.453	46	129	.357	86	117	.735	55	106	161	102	106	1	29	70	23	542	8.0

Songaila, Darius

6-9 • Forward • Wake Forest

Acquired on Sept. 9, 2009 from Minnesota with Bobby Brown in exchange for Antonio Daniels and the Hornets' 2014 second-round draft pick...Traded to Philadelphia along with Craig Brackins in exchange for Willie Green and Jason Smith.

YEAR	G	GS	MIN	FG	FGA	PCT	3P	3PA	PCT	FT	FTA	PCT	OFF	DEF	TOT	AST	PF	DQ	STL	TO	BLK	PTS	AVG
09-10	75	1	1410	241	488	.494	1	6	.167	60	74	.811	59	173	232	70	206	1	62	81	14	543	7.2

Southerland, James

6-8 • Forward • Syracuse

Signed as a free agent on April 10, 2014.

YEAR	G	GS	MIN	FG	FGA	PCT	3P	3PA	PCT	FT	FTA	PCT	OFF	DEF	TOT	AST	PF	DQ	STL	TO	BLK	PTS	AVG
13-14	3	0	27	5	12	.417	3	5	.600	1	2	.500	0	8	8	0	3	0	1	1	2	14	4.7

Stephenson, Lance

6-5 • Forward/Guard • Cincinnati

Signed as a free agent on September 14, 2016...Waived on November 7, 2016.

YEAR	G	GS	MIN	FG	FGA	PCT	3P	3PA	PCT	FT	FTA	PCT	OFF	DEF	TOT	AST	PF	DQ	STL	TO	BLK	PTS	AVG
16-17	6	0	162	26	55	.473	1	10	.100	5	8	.625	3	15	18	29	18	0	0	4	2	43	9.7

Stojakovic, Peja

6-10 • Forward/Guard • Serbia

Acquired along with cash considerations from Indiana in exchange for the draft rights to Andrew Betts on July 12, 2006...Traded by New Orleans to Toronto with Jerryd Bayless in exchange for David Anderson, Marcus Banks and Jarrett Jack on November 20, 2010.

YEAR	G	GS	MIN	FG	FGA	CT	3P	3PA	CT	FT	FTA	CT	OFF	DEF	TOT	AST	PF	DQ	STL	TO	BLK	PTS	AVG
06-07	13	15	425	83	196	.423	34	84	.405	31	38	.816	11	43	54	11	29	0	8	19	4	231	17.8
07-08	77	77	2711	451	1026	.440	231	524	.441	130	140	.929	64	267	331	96	127	0	57	61	10	1263	16.4
08-09	61	59	2089	287	719	.399	145	384	.378	93	104	.894	44	220	264	75	101	1	52	51	3	812	13.3
09-10	62	55	1947	278	688	.404	132	352	.375	96	107	.897	39	188	227	92	83	0	48	56	5	784	12.6
10-11	6	0	89	14	33	.424	11	25	.440	6	7	.857	0	6	6	6	2	0	2	4	0	45	7.5
TOTALS	219	204	7261	1113	2662	.418	553	1369	.404	356	396	.899	158	724	882	280	342	1	167	191	22	3135	14.3

WON'T BOW DOWN

Stiemsma, Greg**6-11 • Center • Wisconsin**

Signed as a free agent on July 10, 2013...Waived on April 13, 2014.

YEAR	G	GS	MIN	FG	FGA	PCT	3P	3PA	PCT	FT	FTA	PCT	OFF	DEF	TOT	AST	PF	DQ	STL	TO	BLK	PTS	AVG
13-14	55	20	1007	70	122	.574	0	1	.000	19	32	.594	72	154	226	36	169	3	35	44	57	159	2.9

Summers, Dajuan**6-8 • Forward • Georgetown**

Signed as a free agent on December 9, 2011...Waived on February 7, 2012.

YEAR	G	GS	MIN	FG	FGA	PCT	3P	3PA	PCT	FT	FTA	PCT	OFF	DEF	TOT	AST	PF	DQ	STL	TO	BLK	PTS	AVG
11-12	15	6	209	28	65	.431	5	16	.313	7	9	.778	8	15	23	10	31	1	7	8	0	68	4.5

Thomas, Lance**6-8 • Forward • Duke**

Signed as a free agent on December 9, 2011...Waived on December 31, 2011...Signed as a free agent on February 6, 2012...Waived on November 12, 2013.

YEAR	G	GS	MIN	FG	FGA	PCT	3P	3PA	PCT	FT	FTA	PCT	OFF	DEF	TOT	AST	PF	DQ	STL	TO	BLK	PTS	AVG
11-12	42	10	629	57	126	.452	0	1	.000	52	62	.839	49	77	126	12	78	0	10	24	7	166	4.0
12-13	59	9	646	53	106	.500	0	0	--	43	59	.729	44	71	115	17	78	0	11	14	7	149	2.5
13-14	5	0	42	2	9	.222	0	0	--	2	4	.500	2	5	7	3	4	0	0	2	0	6	1.2
TOTALS	106	19	1318	112	241	.465	0	1	--	97	125	.776	95	153	248	32	160	0	21	40	14	321	3.0

Thompson, Hollis**6-8 • Guard • Georgetown**

Signed a 10-day contract on February 23, 2017...Signed a second 10-day contract on March 5, 2017.

YEAR	G	GS	MIN	FG	FGA	PCT	3P	3PA	PCT	FT	FTA	PCT	OFF	DEF	TOT	AST	PF	DQ	STL	TO	BLK	PTS	AVG
16-17	9	8	191	11	41	.268	6	24	.250	6	9	.667	4	24	28	9	14	0	6	2	0	34	3.8

Thornton, Marcus**6-4 • Guard • Louisiana State**

Acquired from Miami, after being selected in the second round (43rd overall) in the 2009 NBA Draft, in exchange for the Hornets' second round picks in 2010 and 2012...Traded by the Hornets with cash to Sacramento for Carl Landry on February 23, 2011.

YEAR	G	GS	MIN	FG	FGA	PCT	3P	3PA	PCT	FT	FTA	PCT	OFF	DEF	TOT	AST	PF	DQ	STL	TO	BLK	PTS	AVG
09-10	73	17	1872	398	883	.451	117	313	.374	144	177	.814	72	139	211	114	127	0	58	76	11	1057	14.5
10-11	46	0	745	137	334	.410	35	93	.376	50	66	.758	25	106	131	43	50	0	19	37	4	359	7.8
TOTALS	119	17	2617	535	1217	.440	152	406	.374	194	243	.798	97	245	342	157	177	0	77	113	15	1416	11.9

Toupane, Axel**6-7 • Forward • France**

Signed to a multi-year contract on April 10, 2017...Waived on July 25, 2017.

YEAR	G	GS	MIN	FG	FGA	PCT	3P	3PA	PCT	FT	FTA	PCT	OFF	DEF	TOT	AST	PF	DQ	STL	TO	BLK	PTS	AVG
16-17	2	0	41	5	8	.625	1	3	.333	0	0	---	0	1	1	0	5	0	1	0	1	11	3.8

Traylor, Robert**6-8 • Forward/Center • Michigan**

Acquired along with Jerome Moiso and George Lynch from Philadelphia and Chris Porter from Golden State in a three-team trade which sent Derrick Coleman (from Charlotte), Corie Blount and Vontee Cummings (from Golden State) to Philadelphia and Cedric Henderson (from Philadelphia) and a conditional first round draft pick from Philadelphia to Golden State on Oct. 25, 2011...Became a free agent after 2003-04 season.

YEAR	G	GS	MIN	FG	FGA	PCT	3P	3PA	PCT	FT	FTA	PCT	OFF	DEF	TOT	AST	PF	DQ	STL	TO	BLK	PTS	AVG
02-03	69	0	851	105	237	.443	1	3	.333	57	88	.648	108	154	262	50	153	1	45	53	37	268	3.9
03-04	71	0	942	145	287	.505	2	5	.400	70	128	.547	106	156	262	43	161	3	39	62	37	362	5.1
TOTALS	140	0	1793	250	524	.477	3	8	.375	127	216	.588	214	310	524	93	314	4	84	115	74	630	4.5

Vasquez, Greivis**6-6 • Guard • Maryland**

Selected with the 43rd overall pick in the second round of the 2006 NBA Draft...Traded to Sacramento as part of a three team trade that also sent a 2016 second round pick, a future second round pick and cash considerations (from Portland) to Sacramento, Robin Lopez and Terrell Harris (from New Orleans) to Portland, in exchange for Tyreke Evans (from Sacramento) and Jeff Withey (from Portland).

YEAR	G	GS	MIN	FG	FGA	PCT	3P	3PA	PCT	FT	FTA	PCT	OFF	DEF	TOT	AST	PF	DQ	STL	TO	BLK	PTS	AVG
11-12	66	26	1706	225	523	.430	43	135	.319	96	117	.821	23	150	173	359	126	1	60	148	8	589	8.9
12-13	78	78	2685	438	1012	.433	83	243	.342	124	154	.805	43	294	337	704	190	0	66	247	6	1083	13.9
TOTALS	144	104	4391	663	1535	.432	126	378	.333	220	271	.812	66	444	510	1063	316	1	126	395	14	1672	11.6

Vinicius, Marcus**6-8 • Forward • Brazil**

Selected with the 43rd overall pick in the second round of the 2006 NBA Draft...Traded to Memphis February 21, 2008.

YEAR	G	GS	MIN	FG	FGA	PCT	3P	3PA	PCT	FT	FTA	PCT	OFF	DEF	TOT	AST	PF	DQ	STL	TO	BLK	PTS	AVG
06-07	13	0	103	7	15	.467	3	7	.429	5	7	.714	2	9	11	5	10	0	2	6	1	22	1.7
07-08	13	0	69	9	20	.450	5	12	.417	5	11	.455	1	7	8	2	4	0	1	3	1	28	2.2
TOTALS	26	0	172	16	35	.457	8	19	.421	10	18	.556	3	16	19	7	14	0	3	9	2	50	1.9

Wroman, Jackson**6-10 • Forward • Iowa State**

Acquired from Phoenix along with Casey Jacobsen and Maciej Lampe in exchange for Jim Jackson and a 2005 second round draft pick on Jan. 21, 2005...Waived on Mar. 31, 2006.

YEAR	G	GS	MIN	FG	FGA	PCT	3P	3PA	PCT	FT	FTA	PCT	OFF	DEF	TOT	AST	PF	DQ	STL	TO	BLK	PTS	AVG
04-05	36	17	648	76	183	.415	0	3	.000	44	68	.647	59	103	162	33	94	3	22	57	17	196	5.4
05-06	41	2	406	26	66	.394	0	0	--	21	44	.477	33	53	86	11	78	2	12	21	11	73	1.8
TOTALS	77	19	1054	102	249	.410	0	3	.000	65	112	.580	92	156	248	44	172	5	34	78	28	269	3.5

Warrick, Hakim**6-9 • Forward • Syracuse**

Acquired from Phoenix along with Robin Lopez and cash considerations in a three-team trade that sent Jerome Dyson, Brad Miller, Wesley Johnson and a first round pick to Phoenix, and two second round picks to Minnesota on July 27, 2012...Traded to Charlotte in exchange for Matt Carroll on November 13, 2012.

YEAR	G	GS	MIN	FG	FGA	PCT	3P	3PA	PCT	FT	FTA	PCT	OFF	DEF	TOT	AST	PF	DQ	STL	TO	BLK	PTS	AVG
12-13	1	0	7	1	2	.500	0	0	--	2	2	1.000	0	0	0	0	0	0	1	0	0	4	4.0

Watkins, Darryl**6-11 • Center • Syracuse**

Signed as a free agent on April 18, 2012...Traded to Philadelphia along with Dorrell Wright (from Golden State) as part of a three-team trade that sent Jarrett Jack (from New Orleans) to Golden State in exchange for the rights to Edin Bavic (from Philadelphia).

YEAR	G	GS	MIN	FG	FGA	PCT	3P	3PA	PCT	FT	FTA	PCT	OFF	DEF	TOT	AST	PF	DQ	STL	TO	BLK	PTS	AVG
11-12	5	0	98	7	14	.500	0	0	--	9	18	.500	8	19	27	3	14	0	5	8	4	25	4.6

WON'T BOW DOWN

Wells, Bonzi

6-5 • Guard/Forward • Ball State

Acquired along with Mike James and cash considerations (from Houston) in a three-team trade that sent Bobby Jackson, Adam Haluska, a 2008 second round draft pick (from New Orleans) and the rights to Sergei Lishouk (from Memphis) to Houston, and forward Marcus Vinicius (from New Orleans), the rights to Malik Badiane and cash considerations (from Houston) to Memphis on Feb. 21, 2008. Became a free agent after the 2007-08 season.

YEAR	G	GS	MIN	FG	FGA	PCT	3P	3PA	PCT	FT	FTA	PCT	OFF	DEF	TOT	AST	PF	DQ	STL	TO	BLK	PTS	AVG
07-08	22	0	438	77	157	.490	4	12	.333	35	53	.660	21	50	71	17	44	0	24	27	8	193	8.8

Wesley, David

6-1 • Guard • Baylor

Signed as a free agent on July 1, 1997...Traded to Houston in exchange for Jim Jackson and Bostjan Nachbar on Dec. 27, 2004.

YEAR	G	GS	MIN	FG	FGA	PCT	3P	3PA	PCT	FT	FTA	PCT	OFF	DEF	TOT	AST	PF	DQ	STL	TO	BLK	PTS	AVG
02-03	73	73	2710	449	1037	.433	134	316	.424	185	237	.781	38	137	175	251	173	0	109	132	9	1217	16.7
03-04	61	60	2001	311	800	.389	92	285	.323	137	182	.753	28	106	134	175	147	1	71	100	14	851	14.0
04-05	26	26	934	133	342	.389	28	80	.350	67	76	.882	12	73	85	109	65	0	35	54	1	361	13.9
TOTALS	160	159	5645	893	2179	.410	254	681	.373	389	495	.786	78	316	394	535	385	1	215	286	24	2429	15.2

West, David

6-9 • Forward • Xavier

Selected in the first round (18th overall) of the 2003 NBA Draft...Signed a contract extension on October 30, 2006...Became a free agent after the 2010-2011 season.

YEAR	G	GS	MIN	FG	FGA	FT	FTA	3P	3PA	CT	FT	FTA	CT	OFF	DEF	TOT	AST	PF	DQ	STL	TO	BLK	PTS	AVG
03-04	71	1	930	108	228	.474	0	2	.000	57	80	.713	117	180	297	60	117	0	27	48	28	273	3.8	
04-05	30	8	552	75	172	.436	2	5	.400	34	50	.680	40	89	129	23	62	0	12	37	16	186	6.2	
05-06	74	74	2526	530	1036	.512	3	11	.273	199	236	.843	168	380	548	92	214	1	61	105	64	1262	17.1	
06-07	52	52	1900	377	792	.476	8	25	.320	187	227	.824	126	298	424	114	143	2	42	98	38	949	18.3	
07-08	76	76	2870	629	1305	.482	6	25	.240	300	353	.850	180	495	675	177	208	0	62	165	99	1564	20.6	
08-09	76	76	2982	610	1292	.472	6	25	.240	367	415	.884	160	486	646	173	207	1	49	163	68	1593	21.0	
09-10	81	81	2949	619	1226	.505	7	27	.259	296	342	.865	164	441	605	239	233	0	76	173	60	1541	19.0	
10-11	70	70	2451	528	1040	.508	2	9	.222	264	327	.807	155	374	529	164	202	1	67	142	62	1322	18.9	
TOTALS	530	438	17160	3476	7091	.490	34	129	.264	1704	2030	.839	1110	2743	3853	1042	1386	5	396	931	435	8690	16.4	

Williams, Aaron

6-9 • Forward/Center • Xavier

Acquired from the Toronto Raptors in exchange for two second-round picks (2006 and 2009) on Jan. 31, 2006...Became a free agent following the 2005-06 season.

YEAR	G	GS	MIN	FG	FGA	PCT	3P	3PA	PCT	FT	FTA	PCT	OFF	DEF	TOT	AST	PF	DQ	STL	TO	BLK	PTS	AVG
05-06	34	2	692	81	157	.516	0	0	---	35	52	.673	59	107	166	16	110	0	13	25	18	197	5.8

Williams, Elliot

6-5 • Guard • Memphis

Signed to a 10-day contract on March 4, 2015...Signed to a second 10-day contract on March 14, 2015.

YEAR	G	GS	MIN	FG	FGA	PCT	3P	3PA	PCT	FT	FTA	PCT	OFF	DEF	TOT	AST	PF	DQ	STL	TO	BLK	PTS	AVG
14-15	8	0	77	8	24	.333	3	11	.273	0	2	.000	0	5	5	8	11	0	2	0	0	19	2.4

Williams, Kenrich

6-7 • Forward • Texas Christian

Signed as a free agent on July 23, 2018.

YEAR	G	GS	MIN	FG	FGA	PCT	3P	3PA	PCT	FT	FTA	PCT	OFF	DEF	TOT	AST	PF	DQ	STL	TO	BLK	PTS	AVG
18-19	46	29	1079	107	279	.384	52	156	.333	13	19	.684	55	164	219	83	95	0	45	36	19	279	6.1

Williams, Reggie

6-6 • Forward • Virginia Military Institute

Signed a contract on December 10, 2016...Waived on January 1, 2017...Signed a 10-day contract on February 25, 2017.

YEAR	G	GS	MIN	FG	FGA	PCT	3P	3PA	PCT	FT	FTA	PCT	OFF	DEF	TOT	AST	PF	DQ	STL	TO	BLK	PTS	AVG
16-17	6	0	79	8	23	.348	5	11	.455	6	7	.857	2	4	6	4	2	0	3	0	0	27	4.5

Williams, Shammond

6-1 • Guard • North Carolina

Acquired from Orlando in exchange for Sean Rooks Feb. 19, 2004...Became a free agent after 2003-04 season.

YEAR	G	GS	MIN	FG	FGA	PCT	3P	3PA	PCT	FT	FTA	PCT	OFF	DEF	TOT	AST	PF	DQ	STL	TO	BLK	PTS	AVG
03-04	16	2	238	28	81	.346	5	26	.192	1	13	.077	0	17	17	52	22	0	14	21	1	72	4.5

Withey, Jeff

7-0 • Center • Kansas

Acquired draft rights in a three team trade with Portland and Sacramento...Signed with the New Orleans Pelicans on July 29, 2013...Became a free agent at the conclusion of the 2014-15 season.

YEAR	G	GS	MIN	FG	FGA	PCT	3P	3PA	PCT	FT	FTA	PCT	OFF	DEF	TOT	AST	PF	DQ	STL	TO	BLK	PTS	AVG
13-14	58	4	684	69	129	.535	0	1	.000	52	73	.712	49	101	150	26	73	0	15	20	50	190	3.3
14-15	37	0	259	32	64	.500	--	--	--	34	50	.680	23	41	64	11	26	0	4	12	18	98	2.6
TOTALS	95	4	943	101	193	.525	0	1	.000	86	123	.699	72	142	214	37	99	0	19	32	68	288	3.0

Wood, Christian

6-10 • Forward • Nevada-Las Vegas

Claimed on waivers from the Milwaukee Bucks on March 20, 2019...Waived on July 15, 2019.

YEAR	G	GS	MIN	FG	FGA	PCT	3P	3PA	PCT	FT	FTA	PCT	OFF	DEF	TOT	AST	PF	DQ	STL	TO	BLK	PTS	AVG
18-19	8	2	189	49	92	.533	6	21	.286	31	41	.756	13	50	63	6	14	0	7	14	10	135	16.9

Wolters, Nate

6-4 • Guard • South Dakota State

Signed to a 10-day contract on January 14, 2015...Signed to a second 10-day contract on January 24, 2015.

YEAR	G	GS	MIN	FG	FGA	PCT	3P	3PA	PCT	FT	FTA	PCT	OFF	DEF	TOT	AST	PF	DQ	STL	TO	BLK	PTS	AVG
14-15	10	0	105	8	26	.308	0	2	.000	1	2	.500	6	12	18	11	7	0	3	10	2	17	1.7

Wright, Julian

6-8 • Forward • Kansas

Selected in the first round of the 2007 NBA Draft (13th pick)...Hornets exercised third-year option on October 25, 2008...traded to Toronto in exchange for Marco Belinelli on August 11, 2010.

YEAR	G	GS	MIN	FG	FGA	PCT	3P	3PA	PCT	FT	FTA	PCT	OFF	DEF	TOT	AST	PF	DQ	STL	TO	BLK	PTS	AVG
07-08	57	1	640	90	169	.533	10	24	.417	33	52	.635	33	84	117	40	43	0	29	34	12	223	3.9
08-09	54	19	772	109	234	.466	2	21	.095	17	30	.567	46	106	152	43	49	0	35	43	19	257	4.4
09-10	68	14	871	116	232	.500	2	6	.333	25	41	.610	58	86	144	41	45	0	29	44	18	239	3.8
TOTALS	179	34	2283	315	635	.496	14	51	.275	75	123	.610	137	276	413	124	137	0	93	121	49	719	4.0

ALL-TIME TRANSACTIONS

2002-03

June 25, 2002	Traded 2002 first round draft pick (17th overall) to Washington for guard Courtney Alexander.
July 30, 2002	Signed guard Baron Davis to a multi-year contract extension.
August 23, 2002	Re-signed forward Robert Traylor to a contract.
September 30, 2002	Re-signed free agent forward Lee Nailon. Signed free agent guard Terrell McIntyre and center Thomas Hamilton.
October 12, 2002	Waived center Thomas Hamilton.
October 23, 2002	Waived forward Lee Nailon and guard Terrell McIntyre.
January 10, 2003	Signed guard Robert Pack to a 10-day contract.
January 20, 2003	Signed guard Robert Pack to a second 10-day contract
January 27, 2003	Signed guard Randy Livingston to a 10-day contract and waived forward Matt Bullard.
January 30, 2003	Signed guard Robert Pack to a contract for the remainder of the season.
February 5, 2003	Released guard Randy Livingston.
February 20, 2003	Traded center Elden Campbell to the Seattle SuperSonics for guard Kenny Anderson.
April 8, 2003	The NBA Board of Governors voted the Hornets would join the Western Conference starting in the 2004-05 season.

2003-04

May 4, 2003	Head Coach Paul Silas, Assistants Brian Hill, Stephen Silas and Bob Donnewald Jr. were notified that their contracts would not be renewed by the club.
May 7, 2003	Announced General Manager Jeff Bower resignation.
May 28, 2003	Announced the hiring of Allan Bristow as assistant general manager.
June 9, 2003	Hired Tim Floyd as the team's new head coach.
June 11, 2003	Exercised the team option on forward Robert Traylor for the 2003-04 season.
June 19, 2003	Hired former General Manager Jeff Bower as an assistant coach.
June 23, 2003	Hired Jan van Breda Kolff as an assistant coach.
June 25, 2003	Hired Kenny Gattison as an assistant coach.
June 26, 2003	Drafted forward David West (Xavier) with the 18th overall selection and center James Lang (Central Park Christian H.S.) with the 48th overall selection in the 2003 NBA Draft.
June 30, 2003	Hired Alvin Gentry as an assistant coach.
July 3, 2003	Named Jack Capella executive vice president/chief operating officer of the organization.
July 11, 2003	Signed first round draft choice (18th overall) forward David West to a contract.
July 16, 2003	Re-signed forward PJ Brown.
July 21, 2003	Signed free agent center Sean Rooks to a contract.
July 29, 2003	Signed free agent guard Darrell Armstrong to a contract.
August 4, 2003	Signed forward George Lynch to a contract extension.
September 30, 2003	Signed second round draft pick James Lang, free agent forward Paul Shirley and free agent guard Kareem Reid to contracts.
October 23, 2003	Hornets waive free agent forward Paul Shirley and free agent guard Kareem Reid.
October 29, 2003	Waived forward Kirk Haston and signed free agent guard Steve Smith.
October 30, 2003	Signed center Jamaal Magloire to a contract extension.
December 29, 2003	Waived forward James Lang.
January 26, 2004	Signed guard Tierre Brown to a 10-day contract.
February 19, 2004	Traded center Sean Rooks to Orlando for guard Shammond Williams.
March 2, 2004	Waived guard Bryce Drew.
March 25, 2004	Signed guard Maurice Carter to a 10-day contract.
April 4, 2004	Signed guard Maurice Carter for the remainder of the season.

2004-05

May 5, 2004	Announced the retirement of Executive Vice President of Basketball Operations/General Manager Bob Bass.
May 7, 2004	Relieved Tim Floyd of coaching duties.
May 28, 2004	Hired Byron Scott as Head Coach.
June 16, 2004	Claimed guard Alex Garcia off of waivers from the San Antonio Spurs.
June 17, 2004	Promoted Assistant General Manager Allan Bristow to general manager.
June 22, 2004	Announced that Assistant Coach Kenny Gattison would be retained.
June 22, 2004	Named Assistant Coach Jeff Bower as director of player personnel; guard Maurice Carter was selected by the Charlotte Bobcats in the 2004 NBA Expansion Draft.
June 24, 2004	Drafted guard J.R. Smith (St. Benedict's Prep) with the 18th overall selection and guard Tim Pickett (Florida State) with the 44th overall pick in the 2004 NBA Draft.
June 29, 2004	Named Willis Reed as Vice President of Basketball Operations.
July 6, 2004	Signed first round draft choice (18th overall) forward J.R. Smith to a contract.
July 16, 2004	Signed Toronto forward Morris Peterson to an offer sheet.



July 19, 2004	Signed free agent forward/center Chris Andersen to a contract.
July 21, 2004	Hired Darrell Walker as an assistant coach.
August 3, 2004	Signed free agent forward Rodney Rogers and second round draft choice (44th overall) Tim Pickett to contracts.
August 4, 2004	Hired Jim Clemons as an assistant coach.
August 18, 2004	Hired Robert Werdann as a scout.
September 29, 2004	Signed free agent center Sean Finn and forwards Tremaine Fowlkes, Britton Johnsen and Nate Williams.
September 30, 2004	Signed free agent guard Junior Harrington and forward Lee Nailon.
October 4, 2004	Signed free agent guard Ray Young.
October 9, 2004	Waived center Sean Finn and guard Ray Young.
October 28, 2004	Waived forwards Tremaine Fowlkes and Nate Williams.
October 31, 2004	Waived forward Britton Johnsen.
November 19, 2004	Signed forward Matt Freije and waived guard Tim Pickett.
December 3, 2004	Traded guard Darrell Armstrong to Dallas in exchange for guard Dan Dickau and a 2005 second round draft pick.
December 4, 2004	Signed forward Corsley Edwards.
December 12, 2004	Signed forward Lonny Baxter.
December 27, 2004	Traded guard David Wesley to Houston in exchange for guard Jim Jackson and forward Bostjan Nachbar and waived guard Alex Garcia and forward Lonnie Baxter.
December 29, 2004	Suspended guard/forward Jim Jackson indefinitely for failing to report to the team.
January 3, 2005	Waived forward Corsley Edwards.
January 5, 2005	Signed forward Corsley Edwards to a 10-day contract.
January 21, 2005	Traded guard Jim Jackson and a 2005 second round draft pick to Phoenix in exchange for guard/forward Casey Jacobsen, forward/center Maciej Lampe and forward/center Jackson Vroman; waived guard Junior Harrington and forward Matt Freije.
January 28, 2005	Signed guard Junior Harrington to a 10-day contract.
February 24, 2005	Traded forward Jamal Mashburn and Rodney Rogers to Philadelphia for forward Glenn Robinson; traded guard Baron Davis to Golden State for guard Speedy Claxton, center Dale Davis and cash considerations.
March 1, 2005	Waived center Dale Davis and forward Glenn Robinson.

2005-06

May 19, 2005	Exercised the team option on Jackson Vroman through the 2005-06 season.
June 29, 2005	Drafted guard Chris Paul (Wake Forest) with the fourth overall pick and forward Brandon Bass (LSU) with the 33rd overall pick in the 2005 NBA Draft.
July 5, 2005	Signed first round draft choice (fourth overall) guard Chris Paul to a contract.
August 2, 2005	Re-signed free agent forward Bostjan Nachbar to a contract; signed free agent guard Arvydas Macijauskas to a contract; Traded the rights to center Roberto Duenas to Miami in exchange for Rasual Butler from Miami and Kirk Snyder from Utah in a five-team, 13-player deal that also sent Antoine Walker (from Boston) and Jason Williams, James Posey and Andre Emmitt (from Memphis) to Miami, Eddie Jones (from Miami) and Raul Lopez (from Utah) to Memphis, Greg Ostertag (from Memphis) to Utah, and Curtis Borchardt (from Utah) and Qyntel Woods, the draft rights to Albert Miralles, two second round draft picks and cash considerations (from Miami) to Boston.
August 3, 2005	Re-signed free agent forward Chris Andersen to a contract.
September 19, 2005	Announced the temporary relocation of the team to Oklahoma City, OK for the 2005-06 season.
September 30, 2005	Signed second round draft choice (33rd overall) forward Brandon Bass to a contract.
September 30, 2005	Traded guard Dan Dickau to the Boston Celtics for a second round pick in the 2006 NBA Draft.
October 1, 2005	Announced the resignation of General Manager Allan Bristow.
October 1, 2005	Announced the promotion of Jeff Bower to General Manager from Director of Player Personnel.
October 1, 2005	Hired David Miller as an assistant coach.
October 1, 2005	Signed free agents Sean Banks, Troy Bell and Alex Garcia.
October 18, 2005	Waived guard Troy Bell.
October 26, 2005	Traded center Jamaal Magloire to the Milwaukee Bucks for forward Desmond Mason, an unconditional first round pick in the 2006 NBA Draft and cash considerations.
October 27, 2005	Waived guard Alex Garcia.
October 28, 2005	Waived forward George Lynch.
November 17, 2005	Assigned forward Sean Banks to the Tulsa 66ers of the NBA G League.
January 5, 2006	Announced that the team would play three games at the New Orleans Arena (3/8 vs. LAL, 3/18 vs. DEN, 3/21 vs. LAC); waived forward Sean Banks.
January 27, 2006	NBA announced that forward Chris Andersen had been dismissed and disqualified from the NBA for violating the terms of the Anti-Drug Program.
January 31, 2006	NBA announced that the team will remain in Oklahoma City for 35 games in the 2006-07 season and that it will play its other six home games in New Orleans; traded two second round draft picks (2006 and 2009) to the Toronto Raptors for forward Aaron Williams.

WON'T BOW DOWN

February 1, 2006	Acquired center Steven Hunter and cash considerations from Philadelphia in exchange for second round picks in 2006 and 2007.
February 7, 2006	Announced that the Steven Hunter trade had been rescinded.
February 13, 2006	Traded center Maciej Lampe to the Houston Rockets for guard Moochie Norris and cash considerations.
February 23, 2006	Traded forward Bostjan Nachbar to the New Jersey Nets for center Marc Jackson and forward Linton Johnson III.
March 24, 2006	Assigned forward Brandon Bass to the Tulsa 66ers of the NBA G League.
March 29, 2006	Recalled forward Brandon Bass from the Tulsa 66ers.
March 31, 2006	Waived forward/center Jackson Vroman and signed forward Marcus Fizer to a 10-day contract.
April 10, 2006	Signed forward Marcus Fizer for the remainder of the 2005-06 season.

2006-07

June 13, 2006	Exercised the team option on forward Brandon Bass through the 2006-07 season.
June 27, 2006	Announced that the contract of Head Coach Byron Scott had been extended through the 2008-09 season.
June 28, 2006	Drafted center Hilton Armstrong from Connecticut with the 12th overall pick and forward/center Cedric Simmons from North Carolina State with the 15th overall pick in the NBA Draft. Selected Marcus Vinicius of Brazil with the 43rd overall pick in the second round.
July 5, 2006	Signed first round draft picks Hilton Armstrong and Cedric Simmons to contracts; waived guard Moochie Norris.
July 12, 2006	Acquired forward Peja Stojakovic and cash considerations from the Indiana Pacers in exchange for the draft rights to Andrew Betts. Waived guard Arvydas Macijauskas.
July 14, 2006	Acquired center Tyson Chandler from the Chicago Bulls in exchange for forward PJ Brown and guard J.R. Smith. Traded guard Kirk Snyder to the Houston Rockets in exchange for cash considerations and a conditional 2008 second round pick (the Hornets to receive the higher second round slot between the two teams in the 2008 NBA Draft).
July 19, 2006	Signed free agent guard Bobby Jackson and re-signed forward Rasual Butler.
August 9, 2006	Signed free agent guard Jannero Pargo.
August 25, 2006	Announced that the contract of General Manager Jeff Bower had been extended through the 2010-11 season. Announced that the contracts of Assistant Coaches Darrell Walker, Kenny Gattison and David Miller had been extended through the 2006-07 season.

2007-08

June 12, 2007	Hired Charlie Parker as assistant coach.
June 28, 2007	Drafted forward Julian Wright (Kansas) with the 13th overall pick and guard Adam Haluska (Iowa) with the 43rd overall pick in the 2007 NBA Draft.
July 2, 2007	Hired Paul Pressey as assistant coach.
July 7, 2007	Signed first round draft pick Julian Wright and second round pick Adam Haluska to contracts.
July 23, 2007	Signed free agent guard Morris Peterson.
July 24, 2007	Announced Gary Chouest as a minority owner.
August 8, 2007	Re-signed guard Jannero Pargo.
September 13, 2007	Signed free agent forward/center Melvin Ely.
September 29, 2007	Acquired David Wesley from the Cleveland Cavaliers in exchange for Cedric Simmons.
February 21, 2008	Acquired Bonzi Wells, Mike James and cash considerations (from Houston) in a three-team trade that sent Bobby Jackson, Adam Haluska, a 2008 second-round draft pick (from New Orleans) and the rights to Sergei Lishouk (from Memphis) to Houston, and forward Marcus Vinicius, the rights to Malick Badiane and cash considerations (from Houston) to Memphis.
March 5, 2008	Signed forward/center Chris Andersen.

2008-09

May 28, 2008	Signed head coach Byron Scott to a contract extension.
June 26, 2008	Drafted forward Darrell Arthur (Kansas) with the 27th overall pick then traded Arthur's draft rights to Portland for cash considerations.
July 9, 2008	Signed guard Chris Paul to a contract extension.
July 23, 2008	Signed guard/forward James Posey.
August 22, 2008	Signed guard/forward Devin Brown.
August 26, 2008	Signed forward/center Sean Marks.
October 25, 2008	Hornets exercise fourth-year option on Hilton Armstrong and third-year option on Julian Wright.
December 10, 2008	Acquire guard Antonio Daniels from Washington in exchange for Mike James.
January 23, 2009	Sign forward Anthony Tolliver to a 10-day contract

2009-10

June 5, 2009	Announced that assistant coach Kenny Gattison will not return to the team.
June 25, 2009	Drafted guard Darren Collison (UCLA) with the 21st overall pick and acquired the draft rights to 43rd overall pick Marcus Thornton (LSU) from the Miami Heat for two future second round picks in the 2009 NBA Draft.

WON'T BOW DOWN

July 8, 2009	Signed draft picks Darren Collison and Marcus Thornton.
July 13, 2009	Named Rob Werdann assistant coach.
July 27, 2009	Signed free agent forward/center Ike Diogu.
July 28, 2009	Acquired center Emeka Okafor of the Charlotte Bobcats in exchange for center Tyson Chandler.
August 6, 2009	Named Robert Pack assistant coach.
August 12, 2009	Acquired a future second round pick from the Los Angeles Clippers in exchange for Rasual Butler.
August 27, 2009	Re-signed forward/center Sean Marks.
September 9, 2009	Acquired Bobby Brown and Darius Songaila from the Minnesota Timberwolves in exchange for Antonio Daniels and a 2014 second round draft pick.
September 28, 2009	Signed Larry Owens and Earl Barron to training camp contracts.
October 21, 2009	Waived Larry Owens and Earl Barron.
October 26, 2009	Exercised fourth-year option on Julian Wright.
November 12, 2009	Byron Scott relieved of head coaching duties; Jeff Bower named Head Coach; Tim Floyd added as Lead Assistant Coach.
January 11, 2010	Acquired conditional second round draft pick in 2016 from Sacramento in exchange for Hilton Armstrong.
January 25, 2010	Acquired Aaron Gray in exchange for Devin Brown.
January 26, 2010	Acquired conditional second round draft pick in 2014 from L.A. Clippers for Bobby Brown.
February 5, 2010	Signed Jason Hart to 10-day contract.
April 20, 2010	Jeff Bower steps down as head coach and resumes sole focus on General Manager duties.

2010-11

June 7, 2010	Monty Williams named Head Coach
June 30, 2010	Michael Malone, Bryan Gates and James Borrego named Assistant Coaches.
July 8, 2010	Acquired draft rights to Craig Brackins and Quincy Pondexter from Oklahoma City in exchange for the draft rights to Cole Aldrich and Morris Peterson.
July 13, 2010	General Manager Jeff Bower resigns.
July 27, 2010	Dell Demps named General Manager.
August 4, 2010	Randy Ayers and Fred Vinson named Assistant Coaches; Michael Malone named Lead Assistant Coach
August 11, 2010	Tim Connelly hired as Assistant General Manager and Gerald Madkins hired as Vice President of Player Personnel today.
August 11, 2010	Acquired Trevor Ariza from the Houston Rockets in a trade that sent James Posey and Darren Collison from New Orleans to Indiana, Courtney Lee from New Jersey to Houston and Troy Murphy from Indiana to New Jersey.
August 11, 2010	Acquired Marco Belinelli from Toronto in exchange for Julian Wright.
August 31, 2010	Mark Cranston named Head Athletic Trainer, Carlos Daniel named Strength Coach and Adam Tatalovich named Video Coordinator.
September 7, 2010	Signed free agent Mustafa Shakur.
September 17, 2010	Signed free agents D.J. Strawberry and Darryl Watkins; announced hiring of scouts David Booth, John Caridio and Terrance "Doc" Martin.
September 20, 2010	Signed free agent Joe Alexander.
September 23, 2010	Acquired Willie Green and Jason Smith from Philadelphia in exchange for Darius Songaila and Craig Brackin
September 24, 2010	Signed free agents Jannero Pargo and Pops Mensah-Bonsu.
October 5, 2010	Released Jannero Pargo.
October 15, 2010	Signed free agent D.J. Mbenga.
October 18, 2010	Acquired Curtis Jerrells, waived Mustafa Shakur and Darryl Watkins.
October 20, 2010	Waived D.J. Strawberry.
October 23, 2010	Acquired Jerryd Bayless from the Portland Trail Blazers in exchange for a conditional first round pick.
October 24, 2010	Waived Curtis Jerrells.
November 13, 2010	Waived Joe Alexander.
November 19, 2010	Traded Jerryd Bayless and Peja Stojakovic to Toronto in exchange for Jarrett Jack, Marcus Banks and David Andersen.
January 4, 2011	Waived Pops Mensah-Bonsu.
February 4, 2011	Signed Sasha Pavlovic to a 10-day contract.
February 23, 2011	Acquired Carl Landry from the Sacramento Kings for Marcus Thornton and cash considerations.
March 9, 2011	Signed Jerel McNeal to a 10-day contract.
March 26, 2010	Signed Patrick Ewing Jr. to a 10-day contract.
April 5, 2011	Signed Patrick Ewing Jr. for the remainder of season.

2011-12

June 23, 2011	Trade the rights to forward/center Jonathan Harrelson (45th overall pick in the 2011 NBA Draft) to the New York Knicks for financial considerations.
June 27, 2011	Forward David West declines player option for the 2011-12 season and becomes a free agent.; center Aaron Gray declines player option for the 2011-12 season and becomes a free agent.
June 30, 2011	Extend qualifying offer to guard Marco Belinelli for the 2011-12 season.



July 7, 2011	Reigning NBA G League champion Iowa Energy named new Hornets D-League affiliate.
August 2, 2011	Dave Hanners named assistant coach, Randy Ayers promoted to lead assistant.
December 9, 2011	Hornets sign nine free agents (Brian Butch, Justin Dentmon, Jerome Dyson, Moses Ehambe, Carldell Johnson, Trey Johnson, DaJuan Summers, Trey Johnson and Terrico White) to training camp roster.
December 13, 2011	Guard Marco Belinelli signs qualifying offer.
December 13, 2011	Waive forward Patrick Ewing Jr.
December 14, 2011	Acquire forward Al-Farouq Aminu, guard Eric Gordon, center Chris Kaman and the more favorable of the 2012 first round picks between the Los Angeles Clippers and Minnesota Timberwolves from the Clippers in exchange for guard Chris Paul and two 2015 2nd round picks.
December 17, 2011	Re-sign free agent forward Carl Landry and forward/center Jason Smith...waive guards Justin Dentmon, Terrico White and Moses Ehambe.
December 19, 2011	Waive forward David Andersen.
December 23, 2011	Sign forward/center Gustavo Ayon...waive center Brian Butch.
December 24, 2011	Acquire guard Greivis Vasquez from the Memphis Grizzlies for forward Quincy Pondexter; Waive guard Jerome Dyson.
December 31, 2011	Waive forward Lance Thomas.
January 4, 2012	Acquire guard Xavier Henry from the Memphis Grizzlies as part of a three-team trade in exchange for a 2013 2nd round pick.
January 27, 2012	Waive guard Trey Johnson.
February 6, 2012	Sign forward Lance Thomas to a 10-day contract.
February 7, 2012	Waive guard Carldell 'Squeaky' Johnson and forward DaJuan Summers.
February 8, 2012	Sign guard Donald Sloan to a 10-day contract.
February 15, 2012	Sign forward Solomon Jones to a 10-day contract.
February 16, 2012	Sign forward Lance Thomas to a second 10-day contract.
February 20, 2012	Sign guard Donald Sloan to a second 10-day contract.
February 27, 2012	Sign forward Lance Thomas for the remainder of the season; sign center Solomon Jones to a second 10-day contract.
March 9, 2012	Sign center Jeff Foote to a 10-day contract.
March 18, 2012	Assign guard Xavier Henry to the Iowa Energy of the NBA G League.
March 19, 2012	Recall guard Xavier Henry from the Iowa Energy of the NBA G League.
March 20, 2012	Claim center Chris Johnson off waivers.
April 10, 2012	Sign guard Jerome Dyson to a 10-day contract.
April 18, 2012	Sign center Darryl Watkins for the remainder of the season; waive center Chris Johnson.
April 20, 2012	Sign guard Jerome Dyson for the remainder of the season.
2012-13	
June 15, 2012	Tom Benson's purchase of the franchise is approved by the NBA's Board of Governors.
June 20, 2012	Acquire forward Rashard Lewis and the 46th pick in the 2012 NBA Draft from the Washington Wizards in exchange for center Emeka Okafor and forward Trevor Ariza.
June 28, 2012	Extend qualifying offer to guard Eric Gordon, making him a restricted free agent.
June 28, 2012	Draft forward Anthony Davis (Kentucky) with the first overall pick, guard Austin Rivers (Duke) with the 10th pick and forward Darius Miller (Kentucky) 46th overall in the 2012 NBA Draft.
June 30, 2012	Waive forward Rashard Lewis.
July 11, 2012	Acquire forward Ryan Anderson from the Orlando Magic in exchange for forward/center Gustavo Ayon; acquire forward/center Edin Bacvic from the Philadelphia 76ers in a three-way deal that sent guard Jarrett Jack to the Golden State Warriors and center Darryl Watkins to the 76ers, while forward Dorell Wright went from Golden State to Philadelphia.
July 13, 2012	Acquire center Brad Miller, the Brooklyn Nets' 2013 second round pick and the Minnesota Timberwolves' 2016 second round pick from Minnesota in exchange for the New Orleans' protected second round pick in 2017.
July 14, 2012	Match the Phoenix Suns' offer to restricted free agent guard Eric Gordon.
July 24, 2012	Sign 2012 draft picks forward Anthony Davis and guard Austin Rivers.
July 27, 2012	Acquire center Robin Lopez, forward Hakim Warrick and cash considerations from the Phoenix Suns in exchange for guard Jerome Dyson and center Brad Miller, with two second round picks (acquired in the July 13 trade) going to Minnesota as part of the three-team deal that sent forward Wesley Johnson and a first round pick from Minnesota to Phoenix.
August 4, 2012	Sign guard Roger Mason, Jr.
August 16, 2012	Sign guard Brian Roberts.
August 19, 2012	Sign Head Coach Monty Williams to a contract extension.
September 6, 2012	Sign second round pick Darius Miller.
October 1, 2012	Sign free agents Solomon Alabi, Dominique Morrison and Chris Wright for training camp roster.
October 8, 2012	Waive training camp invitee Domonique Morrison.
October 24, 2012	Waive training camp invitees Solomon Alabi and Chris Wright.
November 13, 2012	Acquire guard Matt Carroll from the Charlotte Bobcats in exchange for forward Hakim Warrick.

November 20, 2012	Waive guard Matt Carroll.
December 16, 2012	Sign forward Dominic McGuire
January 4, 2013	Waive forward Dominic McGuire
January 7, 2013	Sign guard Donald Sloan to 10-day contract.
March 3, 2013	Sign forward/center Henry Sims to 10-day contract.
March 8, 2013	Sign guard Terrel Harris to 10-day contract.
March 12, 2013	Sign center Lou Amundson for the remainder of the season.
March 18, 2013	Sign guard Terrel Harris to second 10-day contract.
March 28, 2013	Sign guard Terrel Harris for the remainder of the season.

2013-14

June 27, 2013	Draft center Nerlens Noel (Kentucky) with the sixth overall pick in the 2014 NBA Draft.
July 10, 2013	Waive forward Lance Thomas; Renounce rights to Louis Amundson, Xavier Henry and Roger Mason, Jr.; Sign free agents Al-Farouq Aminu and Greg Stiemsma; Acquire Tyreke Evans (from Sacramento) and drafts rights to Jeff Withey (from Portland) in a three team trade that sent Robin Lopez and Terrel Harris (from New Orleans) to Portland, and Greivis Vasquez (from New Orleans), a 2016 second round pick, a future second round pick and cash considerations (from Portland) to Sacramento.
July 12, 2013	Acquired Jrue Holiday and the draft rights to Pierre Jackson from Philadelphia in exchange for the draft rights to Nerlens Noel and a 2014 first round pick.
July 18, 2013	Sign free agent Anthony Morrow.
July 30, 2013	Sign center Jeff Withey to a contract.
August 22, 2013	Sign forwards Lance Thomas and Arinze Onuaku to contracts.
November 12, 2013	Sign forwards Josh Childress and Lou Amundson, waive forwards Lance Thomas and Arinze Onuaku.
December 11, 2013	Waive forward Josh Childress.
December 20, 2013	Sign center Alexis Ajinca.
December 31, 2013	Waive Lou Amundson.
January 21, 2014	Acquire guard Tyshawn Taylor from the Brooklyn Nets in exchange for the draft rights to Edin Bavec.
January 23, 2014	Waive Tyshawn Taylor.
February 4, 2014	Sign forward Luke Babbitt.
April 11, 2014	Sign forward James Southerland.
April 14, 2014	Sign forward Melvin Ely, Waive center Greg Stiemsma.

2014-15

June 28, 2014	Acquire the draft rights to guard Russ Smith from the Philadelphia 76ers in exchange for the rights to guard Pierre Jackson.
July 11, 2014	Acquire forward Alonzo Gee from Cleveland in exchange for future draft considerations.
July 13, 2014	Acquire guard Scotty Hopson from Charlotte in exchange for cash considerations.
July 15, 2014	Acquire center Omer Asik, forward Omri Casspi and cash considerations from Houston in a three-team trade that sent forward Alonzo Gee, guard Scotty Hopson and a 2015 protected first-round draft pick to Houston and center Melvin Ely to the Washington Wizards, while forward Trevor Ariza went from Washington to Houston.
July 22, 2014	Sign free agent guard Jimmer Fredette.
July 23, 2014	Waive forward Omri Casspi.
July 24, 2014	Sign forward Patric Young.
July 26, 2014	Re-sign free agent forward Darius Miller.
August 26, 2014	Sign free agent forward John Salmons.
September 26, 2014	Sign guard Dionte Christmas, forward Kevin Jones, and center Vernon Macklin.
October 1, 2014	Sign guard D.J. Stephens.
October 9, 2014	Waive center Vernon Macklin.
October 17, 2014	Waive guard Dionte Christmas.
October 24, 2014	Waive forward Kevin Jones and guard D.J. Stephens.
October 24, 2014	Exercise fourth year option on forward Anthony Davis.
November 30, 2014	Waive forward Darius Miller and forward Patric Young.
December 4, 2014	Sign forward Dante Cunningham.
December 5, 2014	Sign guard Gal Mekel.
December 19, 2014	Waive guard Gal Mekel.
January 12, 2015	Acquire guard/forward Quincy Pondexter from Memphis in a three-team trade that sent guard Austin Rivers to Boston and guard Russ Smith to Memphis.
January 14, 2015	Sign guard Nate Wolters to a 10-day contract.
January 24, 2015	Sign guard Nate Wolters to a second 10-day contract.
February 4, 2015	Sign guard Toney Douglas to a 10-day contract.
February 18, 2015	Sign guard Toney Douglas to second 10-day contract.
February 19, 2015	Waive guard Toney Douglas; Acquire guard Norris Cole, center Justin Hamilton, and forward Shawne Williams

WON'T BOW DOWN

	from Miami as part of a three team trade that sent forward John Salmons to Phoenix; Acquire guard Ish Smith, rights to forward Latavius Williams, cash and draft considerations from Oklahoma City in exchange for draft considerations. Waive guard Ish Smith.
February 22, 2015	Waive forward Shawne Williams.
March 3, 2015	Waive center Justin Hamilton.
March 4, 2015	Sign guard Elliot Williams to a 10-day contract.
March 14, 2015	Sign guard Elliot Williams to a second 10-day contract.
March 24, 2015	Re-sign guard Toney Douglas.
May 12, 2015	Monty Williams relieved of his duties as Head Coach.
May 30, 2015	Alvin Gentry named Head Coach.

2015-16

June 25, 2015	Draft forward Branden Dawson (Michigan State) with 56th overall pick, trade the rights of Branden Dawson to the Los Angeles Clippers for Cash Considerations.
July 9, 2015	Sign forward Anthony Davis to contract extension, re-sign forward Dante Cunningham and centers Alexis Ajinca and Omer Asik to contracts.
July 16, 2015	Sign guard Alonzo Gee.
July 20, 2015	Re-sign forward Luke Babbitt.
July 28, 2015	Sign center Kendrick Perkins.
July 31, 2015	Waive guard Toney Douglas.
August 20, 2015	Sign guard Bryce Dejean-Jones.
September 10, 2015	Sign guard Sean Kilpatrick.
September 17, 2015	Re-sign guard Norris Cole. September 23, 2015 Sign forward Jeff Adrien, guard/forward Chris Douglas-Roberts and guard Corey Webster.
October 11, 2015	Sign center Jerome Jordan
October 14, 2015	Sign center Mirza Begi
October 15, 2015	Waive guard Corey Webster, sign guard Bo McCalebb
October 16, 2015	Waive centers Mirza Begi and Jerome Jordan, sign guard Nate Robinson
October 23, 2015	Waive guards Sean Kilpatrick and Chris Douglas-Roberts
October 24, 2015	Waive forward Jeff Adrien and guards Bryce Dejean-Jones and Bo McCalebb
October 26, 2015	Sign guard Ish Smith
October 29, 2015	Waive guard Nate Robinson
October 30, 2015	Sign guard Toney Douglas
November 10, 2015	Sign guard Jimmer Fredette
November 19, 2015	Waive guard Jimmer Fredette
December 24, 2015	Trade Ish Smith to Philadelphia in exchange for two second-round draft picks.
January 21, 2016	Sign guard Bryce Dejean-Jones to 10-day contract
February 1, 2016	Sign guard Bryce Dejean-Jones to second 10-day contract
February 18, 2016	Acquire forward Jarnell Stokes and cash considerations from Miami in exchange for future second round draft pick
February 19, 2016	Re-sign guard Bryce Dejean-Jones, waive forward Jarnell Stokes
March 9, 2016	Sign guard Orlando Johnson to 10-day contract
March 16, 2016	Sign guard Tim Frazier to 10-day contract
March 25, 2016	Sign forward Jordan Hamilton to 10-day contract
March 26, 2016	Sign guard Tim Frazier for remainder of the 2015-16 season
March 30, 2016	Sign forward James Ennis to 10-day contract
April 4, 2016	Sign forward Jordan Hamilton for remainder of the 2015-16 season
April 9, 2016	Sign forward James Ennis for remainder of the 2015-16 season
June 8, 2016	Name Danny Ferry Basketball Operations Special Advisor

2016-17

June 23, 2016	Draft guard Buddy Hield (Oklahoma) with the sixth overall pick in the 2016 NBA Draft...Acquire the draft rights to Cheick Diallo (Kansas) from the Los Angeles Clippers in exchange for the draft rights to David Michineau (France) and Diamond Stone (Maryland)
July 10, 2016	Trade forward Luke Babbitt to Miami in exchange for a second-round draft pick and cash considerations
July 12, 2016	Waive guard Toney Douglas
July 21, 2016	Sign forward Solomon Hill and guards Langston Galloway and E'Twaun Moore.
July 22, 2016	Sign 2016 Draft Picks Buddy Hield and Cheick Diallo, sign forward Terrence Jones, re-sign guard/forward Alonzo Gee and guard Tim Frazier
August 12, 2016	Sign guard Shawn Dawson
September 14, 2016	Sign guard Lance Stephenson
September 22, 2016	Sign forward Chris Copeland and center Robert Sacre

WON'T BOW DOWN

September 24, 2016	Sign guard Quinn Cook
October 3, 2016	Waive forward Chris Copeland
October 17, 2016	Sign guard/forward Quincy Ford
October 21, 2016	Waive guard Shawn Dawson and center Robert Sacre
October 22, 2016	Waive guard Quinn Cook and guard/forward Quincy Ford
October 24, 2016	Waive guard Alonzo Gee
November 7, 2016	Waive guard Lance Stephenson, sign guard Archie Goodwin
November 10, 2016	Assign forward Cheick Diallo to Austin Spurs (NBA G League)
November 20, 2016	Waive guard Archie Goodwin
November 21, 2016	Sign guard/forward Anthony Brown
November 27, 2016	Recall forward Cheick Diallo from Austin Spurs (NBA G League)
December 2, 2016	Assign forward Cheick Diallo to Austin Spurs (NBA G League)
December 7, 2016	Recall forward Cheick Diallo from Austin Spurs (NBA G League)
December 9, 2016	Waive guard/forward Anthony Brown
December 10, 2016	Sign guard/forward Reggie Williams
January 1, 2017	Waive guard/forward Reggie Williams
January 3, 2017	Sign forward/center Donatas Motiejunas
January 10, 2017	Assign forward Cheick Diallo to Long Island Nets (NBA G League)
January 12, 2017	Recall forward Cheick Diallo from Long Island Nets (NBA G League)
January 30, 2017	Assign forward Cheick Diallo to Greensboro Swarm (NBA G League)
February 15, 2017	Recall forward Cheick Diallo from Greensboro Swarm (NBA G League)
February 20, 2017	Acquire forwards DeMarcus Cousins and Omri Casspi from Sacramento in exchange for guards Buddy Hield, Tyreke Evans, Langston Galloway and draft picks
February 23, 2017	Waive forward Terrence Jones
February 23, 2017	Sign guard/forward Hollis Thompson to 10-day contract
February 24, 2017	Sign guard Jarrett Jack to 10-day contract
February 25, 2017	Waive forward Omri Casspi
February 25, 2017	Sign guard Reggie Williams to 10-day contract
March 3, 2017	Assign forward Cheick Diallo to Greensboro Swarm (NBA G League)
March 5, 2017	Sign guard/forward Hollis Thompson to second 10-day contract
March 5, 2017	Recall forward Cheick Diallo from Greensboro Swarm (NBA G League)
March 6, 2017	Sign guard Jordan Crawford to 10-day contract
March 8, 2017	Sign guard Wayne Selden Jr. to 10-day contract
March 9, 2017	Assign forward Cheick Diallo to Greensboro Swarm (NBA G League)
March 16, 2017	Sign guard Jordan Crawford for remainder of 2016-17 season
March 17, 2017	Recall forward Cheick Diallo from Greensboro Swarm (NBA G League)
March 19, 2017	Sign guard Quinn Cook to 10-day contract
March 21, 2017	Assign forward Cheick Diallo to Greensboro Swarm (NBA G League)
March 26, 2017	Recall forward Cheick Diallo from Greensboro Swarm (NBA G League)
March 29, 2017	Sign guard Quinn Cook to second 10-day contract
April 8, 2017	Sign guard Quinn Cook for remainder of 2016-17 season
April 8, 2017	Sign guard/forward Axel Toupane for remainder of 2016-17 season

2017-18

June 6, 2017	Chris Finch named Assistant Coach
June 21, 2017	Acquire the 52nd overall pick in the 2017 NBA draft from Washington in exchange for guard Tim Frazier
June 22, 2017	Acquire the draft rights to Frank Jackson (Duke) from Charlotte in exchange for the draft rights to Dwayne Bacon (Florida State) and cash considerations... Acquire cash considerations from Indiana in exchange for the draft rights to Edmond Sumner (Xavier)
July 6, 2017	Re-sign guard Jrue Holiday to multi-year contract.
July 11, 2017	Sign 2017 draft pick Frank Jackson
July 20, 2017	Sign free agent guard Rajon Rondo
July 25, 2017	Waive guard Quinn Cook and guard/forward Axel Toupane
July 27, 2017	Sign free agent forward Darius Miller
August 2, 2017	Sign free agent guard Charles Cooke and free agent forward Jalen Jones to two-way contracts
August 3, 2017	Sign free agent guard Ian Clark
September 1, 2017	Acquire the rights to forward/center Ater Majok from Chicago in exchange for guard/forward Quincy Pondexter, a future second draft pick and cash considerations
September 15, 2017	Sign free agent guard/forward Tony Allen
September 25, 2017	Re-sign forward Dante Cunningham, sign forwards Cliff Alexander, Perry Jones and Martell Webster
October 14, 2017	Waive forwards Cliff Alexander and Perry Jones
October 22, 2017	Waive guard Jordan Crawford; sign free agent guard Jameer Nelson



October 28, 2017	Sign free agent forward Josh Smith
October 31, 2017	Transfer Jalen Jones and Charles Cooke to Greensboro Swarm (G League)
November 10, 2017	Waive forward Josh Smith
November 11, 2017	Recall Jalen Jones and Charles Cooke from Greensboro Swarm (G League)
November 20, 2017	Transfer Jalen Jones and Charles Cooke to Greensboro Swarm (G League)
November 27, 2017	Recall Jalen Jones and Charles Cooke from Greensboro Swarm (G League)
November 28, 2017	Transfer Jalen Jones and Charles Cooke to Greensboro Swarm (G League)
December 11, 2017	Recall Jalen Jones and Charles Cooke from Greensboro Swarm (G League)
December 14, 2017	Transfer Jalen Jones and Charles Cooke to Greensboro Swarm (G League)
December 27, 2017	Recall Charles Cooke from Greensboro Swarm (G League)
December 19, 2017	Transfer Jalen Jones to Texas Legends (G League)
December 24, 2017	Transfer Charles Cooke to Greensboro Swarm (G League)
January 8, 2018	Waive forward Jalen Jones
January 10, 2018	Sign free agent guard DeAndre Liggins to 10-day contract
January 14, 2018	Sign free agent guard Mike James to two-way contract
January 19, 2018	Transfer Charles Cooke to Salt Lake City Stars (G League)
January 20, 2018	Sign guard DeAndre Liggins to second 10-day contract
January 30, 2018	Recall Charles Cooke from Salt Lake City Stars (G League)
February 1, 2018	Acquire forward Nikola Mirotić and a 2018 second-round draft pick from Chicago in exchange for center Omer Asik, guards Tony Allen and Jameer Nelson, a 2018 first-round draft pick and the right to trade 2021 second-round draft picks
February 3, 2018	Sign free agent forward/center Emeka Okafor to 10-day contract
February 5, 2018	Sign guard DeAndre Liggins to multi-year contract
February 5, 2018	Transfer Charles Cook to Salt Lake City Stars (G League)
February 8, 2018	Acquire guard Rashad Vaughn from Brooklyn in exchange for forward Dante Cunningham
February 10, 2018	Waive guards Mike James and Rashad Vaughn
February 12, 2018	Recall Charles Cooke from Salt Lake City Stars (G League)
February 14, 2018	Sign forward/center Emeka Okafor to second 10-day contract
February 21, 2018	Sign guard Walter Lemon, Jr. to 10-day contract
February 26, 2018	Sign forward/center Emeka Okafor
March 4, 2018	Sign guard Walter Lemon, Jr. to second 10-day contract
March 15, 2018	Sign guard Larry Drew II to 10-day contract
March 26, 2018	Sign guard Larry Drew to a second 10-day contract
April 5, 2018	Sign guard Jordan Crawford
June 7, 2018	Extend the contract of Head Coach Alvin Gentry through the 2020-21 season
June 21, 2018	Select guard Tony Carr (Penn State) with the 51st pick in the 2018 NBA Draft
July 9, 2018	Sign free agent guard Elfrid Payton and free agent forward Julius Randle, re-sign guard Ian Clark
July 17, 2018	Sign free agent guard Trevon Bluiett to two-way contract
July 24, 2018	Sign free agent forwards Garlon Green and Kenrich Williams
July 27, 2018	Sign free agent guard Troy Williams
August 9, 2018	Sign free agent center Jahlil Okafor
August 31, 2018	Waive guard DeAndre Liggins
September 4, 2018	Sign free agent guard Darius Morris
September 19, 2018	Waive center Emeka Okafor, sign free agent guard Jarrett Jack
September 29, 2018	Sign free agent center Brandon McCoy
October 12, 2018	Waive center Brandon McCoy and guard Darius Morris
October 13, 2018	Waive forward Garlon Green and guard Jarrett Jack
October 15, 2018	Acquire forward Wesley Johnson from the LA Clippers in exchange for center Alexis Ajinca
October 17, 2018	Claim guard Tim Frazier off Waivers, waive forward Troy Williams
October 22, 2018	Transfer Trevon Bluiett to Westchester Knicks (G League)
November 22, 2018	Assign Kenrich Williams to Westchester Knicks (G League)
November 26, 2018	Recall Kenrich Williams from Westchester Knicks (G League)
December 1, 2018	Assign Kenrich Williams to Westchester Knicks (G League)
December 4, 2018	Assign Frank Jackson to Texas Legends (G League)
December 5, 2018	Sign guard Andrew Harrison to two-way contract
December 6, 2018	Recall Kenrich Williams from Westchester Knicks (G League)
December 11, 2018	Recall Frank Jackson from Texas Legends (G League)
December 14, 2018	Assign Frank Jackson and Kenrich Williams to Texas Legends (G League)
December 15, 2018	Recall Frank Jackson from Texas Legends (G League)
December 16, 2018	Recall Kenrich Williams from Texas Legends (G League)
December 28, 2018	Transfer Trevon Bluiett from Westchester Knicks (G League)
January 2, 2019	Transfer Trevon Bluiett to Salt Lake City Stars (G League)
January 8, 2019	Waive guard Andrew Harrison



February 3, 2019	Transfer Trevon Bluiett from Salt Lake City Stars (G League)
February 7, 2019	Acquire forward Markieff Morris and 2023 second round draft pick from Washington in exchange for forward Wesley Johnson; Acquire forward Stanley Johnson, center Jason Smith and four second-round draft picks from Milwaukee in exchange for forward Nikola Mirotic
February 8, 2019	Waive forward Markieff Morris
February 15, 2019	Relieve Dell Demps of duties as General Manager, name Danny Ferry Interim General Manager
February 28, 2019	Waive guard Tim Frazier
March 2, 2019	Sign guard Dairis Bertans
March 20, 2019	Claim forward Christian Wood off waivers; waive center Jason Smith
April 17, 2019	Name David Griffin Executive Vice President of Basketball Operations
May 8, 2019	Name Aaron Nelson Vice President of Player Care & Performance
May 19, 2019	Name Trajan Langdon General Manager
June 10, 2019	Name Swin Cash Vice President of Basketball Operations & Team Development
June 17, 2019	Sign Head Coach Alvin Gentry to contract extension
June 20, 2019	Sign Center Jahlil Okafor to contract extension; Draft Zion Williamson (Duke) with first overall pick, Alen Smailagic (Santa Cruz - G League) with 39th overall pick and Jordan Bone (Tennessee) with the 57th overall pick in the 2019 NBA Draft; Trade rights to Alen Smailagic to Golden State in exchange for a 2021 and 2023 second round draft pick

2019-20

July 1, 2019	Sign Zion Williamson
July 6, 2019	Acquire guards Lonzo Ball and Josh Hart, forward Brandon Ingram and draft rights to De'Andre Hunter from the Los Angeles Lakers in exchange for forward/center Anthony Davis as part of three-team trade with Washington
July 7, 2019	Acquire draft rights to Nickeil Alexander-Walker, Jaxson Hayes and Marcos Louzada Silva from Atlanta in exchange for the draft rights to De'Andre Hunter, Jordan Bone, forward Solomon Hill and a future second-round draft pick; Acquire center Derrick Favors from Utah in exchange for a 2021 and 2023 second-round draft pick (via Golden State); Sign Nickeil Alexander-Walker and Jaxson Hayes
July 15, 2019	Sign free agent guard JJ Redick
July 21, 2019	Re-sign forward Darius Miller
July 24, 2019	Sign free agents Zylan Cheatham and Josh Gray to two-way contracts
July 25, 2019	Sign free agent forward Nicolo Melli
September 13, 2019	Promote Chris Finch to Associate Head Coach - Offense...Name Jeff Bzdelik Associate Head Coach - Defense...Name Jamelle McMillan Assistant Coach...Promote Joe Boylan to Assistant Coach/Director of Player Development...Name Michael Ruffin Assistant Coach/Player Development
September 24, 2019	Sign free agents Jalen Adams, Javon Bess and Kavell Bigby-Williams
September 26, 2019	Name AJ Diggs and Teresa Weatherspoon as Two-Way Player Development Coaches

WON'T BOW DOWN

DRAFT HISTORY

Year	Round	Player (Overall pick)	College
2002	No selections made		
2003	First	David West (18)	Xavier
	Second	James Lang (48)	Central Park Christian School (HS)
2004	First	J.R. Smith (18)	St. Benedict's Prep (HS)
	Second	Tim Pickett (44)	Florida State
2005	First	Chris Paul (4)	Wake Forest
	Second	Brandon Bass (33)	LSU
2006	First	Hilton Armstrong (12)	Connecticut
	First	Cedric Simmons (15)	North Carolina State
	Second	Marcus Vinicius (43)	Brazil
2007	First	Julian Wright (13)	Kansas
	Second	Adam Haluska (43)	Iowa
2008	First	Darrell Arthur (27)*	Kansas
2009	First	Darren Collison (21)	UCLA
	Second	Marcus Thornton (43)*	LSU
2010	First	Cole Aldrich (11)**	Kansas
2011	Second	Josh Harrellson (45)**	Kentucky
2012	First	Anthony Davis (1)	Kentucky
	First	Austin Rivers (10)	Duke
	Second	Darius Miller (46)	Kentucky
2013	First	Nerlens Noel (6)***	Kentucky
2014	No selections made		
2015	Second	Branden Dawson (56)***	Michigan State
2016	First	Buddy Hield (6)	Oklahoma
	Second	David Michineau (39)****	France
	Second	Diamond Stone (40)****	Maryland
2017	Second	Dwayne Bacon (40)****	Florida State
	Second	Edmond Sumner (52)*****	Xavier
2018	Second	Tony Carr (51)	Penn State
2019	First	Zion Williamson (1)	Duke
	Second	Alen Smailagic (39)*****	Santa Cruz (G League)
	Second	Jordan Bone (57)*****	Tennessee

Draft Notes:

- * Traded to the Portland Trail Blazers in exchange for cash considerations
- ^ Acquired from the Miami Heat for second round picks in the 2010 and 2012 NBA Drafts
- ** Traded to Oklahoma City along with Morris Peterson in exchange for draft rights to Craig Brackins and Quincy Pondexter
- ^^ Traded to New York for Cash considerations
- *** Traded to Philadelphia in exchange for Jrue Holiday and draft rights to Pierre Jackson
- *** Traded to Los Angeles Clippers for Cash considerations
- **** Traded to Los Angeles Clippers in exchange for draft rights to Cheick Diallo
- **** Traded to Charlotte along with cash considerations in exchange for the draft rights to Frank Jackson
- ***** Traded to Indiana for cash considerations
- ***** Traded to Golden State in exchange for second round draft picks in the 2021 and 2023 NBA Drafts
- ***** Traded to Atlanta along with the draft rights to De'Andre Hunter, Solomon Hill and a future second round draft pick in exchange for the draft rights to Nickeil Alexander Walker, Jaxson Hayes and Marcos Louzada Silva

WON'T BOW DOWN

AWARD WINNERS

All-NBA Team

Jamal Mashburn	Third Team	2002-03
Baron Davis	Third Team	2003-04
Chris Paul	First Team	2007-08
Chris Paul	Second Team	2008-09
Chris Paul	Third Team	2010-11
Anthony Davis	First Team	2014-15
Anthony Davis	First Team	2016-17
Anthony Davis	First Team	2017-18

NBA All-Defensive Team

Chris Paul	Second Team	2007-08
Chris Paul	First Team	2008-09
Anthony Davis	Second Team	2014-15
Anthony Davis	Second Team	2016-17
Anthony Davis	First Team	2017-18
Jrue Holiday	First Team	2017-18
Jrue Holiday	Second Team	2018-19

NBA Rookie of the Year (Eddie Gottlieb Trophy)

Chris Paul (T-Mobile NBA Rookie of the Year)	2005-06
--	---------

NBA Sportsmanship Award (Joe Dumars Trophy)

PJ Brown	2003-04
----------	---------

NBA All-Rookie Team

Chris Paul	First Team	2005-06
Darren Collison	First Team	2009-10
Marcus Thornton	Second Team	2009-10
Anthony Davis	First Team	2012-13

NBA Player of the Month

Jamal Mashburn	February	2003
Baron Davis	November	2003
Jamaal Magloire	April	2004
Chris Paul	December	2007
Chris Paul	March	2008
Chris Paul	November	2008
Chris Paul	March	2009
Chris Paul	January	2010
Anthony Davis	February	2018
Anthony Davis	March/April	2018

NBA Coach Of The Month

Paul Silas	April	2003
Byron Scott	January	2008
Byron Scott	December	2008
Monty Williams	January	2011

NBA Rookie of the Month

J.R. Smith	Jan., Feb., March	2004-05
Chris Paul	Nov.-Apr.	2005-06
Darren Collison	February	2009-10
Buddy Hield	December	2016-17

NBA Player of the Week

Baron Davis	28-Oct-03 through 2-Nov-03
Jamaal Magloire	5-April-04 through 11-April-04
Chris Paul	30-Jan-06 through 5-Feb-06
Chris Paul	24-Dec-07 through 30-Dec-07
Chris Paul	17-Mar-08 through 23-Mar-08
Chris Paul	28-Oct-08 through 2-Nov-08
Chris Paul	15-Dec-08 through 21-Dec-08
Chris Paul	12-Jan-09 through 18-Jan-09
David West	23-Feb-09 through 1-Mar-09
Chris Paul	16-Mar-09 through 22-Mar-09
Chris Paul	1-Nov-10 through 7-Nov-10
Greivis Vasquez	24-Dec-12 through 30-Dec-12
Anthony Davis	9-Mar-15 through 15-Mar-15
Anthony Davis	14-Nov-16 through 20-Nov-16
DeMarcus Cousins	23-Oct-17 through 29-Oct-17
Anthony Davis	20-Nov-17 through 26-Nov-17
Anthony Davis	26-Feb-18 through 4-Mar-18
Anthony Davis	11-Nov-18 through 18-Nov-18

NBA Coach of the Year

Byron Scott	2007-08
-------------	---------

NBA All-Star Game Most Valuable Player

Anthony Davis	2017
---------------	------

ALL-STAR WEEKEND

All-Star Game Appearances

DATE	SITE	PLAYER	ROLE	MIN	FG	FGA	3P	3PA	FT	FTM	OFF	DEF	TOT	AST	ST	BLK	PTS
9-Feb-03	Atlanta	Jamal Mashburn	Reserve	14	4	7	2	3	2	0	0	0	4	2	2	0	10
15-Feb-04	Los Angeles	Baron Davis	Reserve	16	3	9	1	6	0	0	0	0	0	7	1	0	7
15-Feb-04	Los Angeles	Jamaal Magloire	Reserve	21	9	16	0	0	1	2	3	5	8	0	1	1	19
17-Feb-08	New Orleans	Chris Paul	Reserve	27	7	14	2	6	0	0	2	1	3	14	4	0	16
17-Feb-08	New Orleans	David West	Reserve	16	3	6	0	0	0	0	2	2	4	1	0	0	6
15-Feb-09	Phoenix	Chris Paul	Starter	29	7	14	0	1	0	0	1	6	7	14	3	0	14
15-Feb-09	Phoenix	David West	Reserve	14	3	5	0	0	0	0	1	2	3	0	1	0	6
14-Feb-10	Dallas	Chris Paul	Reserve	Selected, did not play - Injured													
20-Feb-11	Los Angeles	Chris Paul	Starter	29	3	7	2	3	2	2	1	3	4	7	5	0	10
16-Feb-14	New Orleans	Anthony Davis	Reserve	10	5	6	0	0	0	0	0	1	1	0	2	0	10
15-Feb-15	New York	Anthony Davis	Starter	Selected, did not play - Injured													
14-Feb-16	Toronto	Anthony Davis	Reserve	15	12	13	0	0	0	0	3	3	6	0	1	0	24
19-Feb-17	New Orleans	Anthony Davis*	Starter	32	26	39	0	4	0	0	4	6	10	0	2	0	52
18-Feb-18	Los Angeles	DeMarcus Cousins	Starter	Selected, did not play - Injured													
18-Feb-18	Los Angeles	Anthony Davis	Starter	17	6	9	0	1	0	0	1	1	2	1	0	0	12
17-Feb-19	Charlotte	Anthony Davis	Reserve	5	2	2	1	1	0	0	0	1	1	0	0	0	5

*Named Most Valuable Player

Rookie Challenge (Rookies vs. Sophomores)

DATE	SITE	PLAYER	ROLE	MIN	FG	FGA	3P	3PA	FT	FTM	OFF	DEF	TOT	AST	ST	BLK	PTS
17-Feb-06	Houston	Chris Paul	Starter	28	3	8	0	3	2	2	0	4	4	11	5	0	8
16-Feb-07	Las Vegas	Chris Paul	Starter	25	7	10	1	2	1	2	0	3	3	17	9	0	16

BBVA Rising Stars Challenge

DATE	SITE	PLAYER	ROLE	MIN	FG	FGA	3P	3PA	FT	FTM	OFF	DEF	TOT	AST	ST	BLK	PTS
15-Feb-13	Houston	Anthony Davis	Starter	20	5	8	1	2	0	0	1	8	9	1	1	2	11
14-Feb-14	New Orleans	Anthony Davis	Starter	28	8	14	0	0	0	0	2	6	8	4	3	2	16
17-Feb-17	New Orleans	Buddy Hield	Starter	27	11	22	3	12	3	3	3	3	6	3	3	1	28

Three-Point Shootout

DATE	SITE	PLAYER	RESULT
9-Feb-03	Atlanta	David Wesley	Eliminated in first round – fifth place
16-Feb-08	New Orleans	Peja Stojakovic	Eliminated in first round – fourth place
16-Feb-13	Houston	Ryan Anderson	Eliminated in first round – third place

Slam Dunk Contest

DATE	SITE	PLAYER	RESULT
19-Feb-05	Denver	Chris Andersen	Eliminated in first round – fourth place
19-Feb-05	Denver	J.R. Smith	Eliminated in first round – third place

Skills Challenge

DATE	SITE	PLAYER	RESULT
15-Feb-04	Los Angeles	Baron Davis	First place
18-Feb-06	Houston	Chris Paul	Third place
17-Feb-07	Las Vegas	Chris Paul	Fourth place
16-Feb-08	New Orleans	Chris Paul	Second place
13-Feb-16	Toronto	Anthony Davis	Eliminated in first round
18-Feb-17	New Orleans	Anthony Davis	Eliminated in first round

ALL-TIME COLLEGIATE ROSTER

Alabama.....	Alonzo Gee	Kentucky.....	DeMarcus Cousins	Texas A&M.....	Jalen Jones
Alabama-Birmingham.....	Carldell Johnson	Anthony Davis	Donald Sloan
Arizona.....	Jerryd Bayless	Archie Goodwin	Texas Christian.....	Lee Nailon
.....	Solomon Hill	Andrew Harrison	Kenrich Williams
.....	Stanley Johnson	Terrence Jones	Texas-San Antonio.....	Devin Brown
.....	Sean Rooks	DeAndre Liggins	Tulane.....	Linton Johnson
Arkansas.....	Jannero Pargo	Jamaal Magloire	UCLA.....	Trevor Ariza
Ball State.....	Bonzi Wells	Jamal Mashburn	Darren Collison
Baylor.....	David Wesley	Darius Miller	Baron Davis
Belmont.....	Ian Clark	Julius Randle	Larry Drew II
Blinn J.C. (TX).....	Chris Andersen	Rajon Rondo	Jrue Holiday
Bowling Green.....	Antonio Daniels	La Salle.....	Rasual Butler	Jerome Moiso
Bradley.....	Walt Lemon, Jr.	Lamar.....	Mike James	USC.....	Robert Pack
Brigham Young.....	Jimmer Fredette	Long Beach State.....	James Ennis	Valparaiso.....	Bryce Drew
California.....	Ryan Anderson	Louisiana-Lafayette.....	Elfrid Payton	Vanderbilt.....	Matt Freije
.....	Sean Marks	Louisiana State.....	Brandon Bass	Villanova.....	Dante Cunningham
California-Santa Barbara.....	Orlando Johnson	Maurice Carter	Virginia.....	Roger Mason, Jr.
Cal-State Fullerton.....	Bobby Brown	Chris Johnson	Virginia Military Institute.....	Reggie Williams
Central Connecticut State.....	Corsley Edwards	Randy Livingston	Wake Forest.....	Al-Farouq Aminu
Central Michigan.....	Chris Kaman	Marcus Thornton	Chris Paul
Cincinnati.....	Lance Stephenson	Louisiana Tech.....	PJ Brown	Rodney Rogers
Clemson.....	Elden Campbell	Louisville.....	Russ Smith	Ish Smith
Cleveland State.....	Norris Cole	Maryland.....	Lonny Baxter	Darius Songaila
Colorado State.....	Jason Smith	Greivis Vasquez	Washington.....	Quincy Pondexter
Connecticut.....	Hilton Armstrong	McNeese State.....	Tierre Brown	Nate Robinson
.....	Jerome Dyson	Memphis.....	Tyrece Evans	West Florida.....	Moochie Norris
.....	Emeka Okafor	Elliot Williams	Wichita State.....	Gal Mekel
Cornell.....	Jeff Foote	Miami.....	John Salmons	Wingate.....	Junior Harrington
Dayton.....	Charles Cooke	Michigan.....	Robert Traylor	Wisconsin.....	Greg Stiemsma
.....	Brian Roberts	Michigan State.....	Morris Peterson	Xavier (Ohio).....	Jordan Crawford
Detroit.....	Willie Green	Steve Smith	James Posey
Duke.....	Quinn Cook	Minnesota.....	Bobby Jackson	David West
.....	Frank Jackson	Nevada.....	Luke Babbitt	Aaron Williams
.....	Jahlil Okafor	Kirk Snyder	No College.....	Alexis Ajinca
.....	Austin Rivers	Nevada-Las Vegas.....	Lou Amundson	David Andersen
.....	Lance Thomas	Stacey Augmon	Omer Asik
Duquesne.....	Mike James	Christian Wood	Gustavo Ayon
Fayetteville State.....	Darrell Armstrong	North Carolina.....	George Lynch	Marco Belinelli
Florida State.....	Toney Douglas	Shammond Williams	Dairis Bertans
Fresno State.....	Courtney Alexander	North Carolina State.....	Cedric Simmons	Omri Casspi
.....	Melvin Ely	Oklahoma.....	Buddy Hield	Tyson Chandler
.....	Dominic McGuire	Oklahoma State.....	Tony Allen	Alex Garcia
George Washington.....	Pops Mensah-Bonsu	Terrel Harris	Maciej Lampe
Georgetown.....	Patrick Ewing Jr.	Desmond Mason	Arvydas Macijauskas
.....	Henry Sims	Penn State.....	Tim Frazier	DJ Mbenga
.....	DaJuan Summers	Pittsburgh.....	Aaron Gray	Nikola Mirotic
.....	Hollis Thompson	Purdue.....	Carl Landry	Donatas Motiejunas
Georgia Tech.....	Kenny Anderson	E'Twaun Moore	Bostjan Nachbar
.....	Jarrett Jack	South Dakota State.....	Nate Wolters	Sasha Pavlovic
.....	Anthony Morrow	South Florida.....	Solomon Jones	Kendrick Perkins
Gonzaga.....	Dan Dickau	St. Joseph's (PA).....	Langston Galloway	J.R. Smith
Hofstra.....	Speedy Claxton	Jameer Nelson	Josh Smith
Indiana.....	Eric Gordon	Stanford.....	Anthony Brown	Peja Stojakovic
.....	Kirk Haston	Josh Childress	Axel Toupane
Iowa.....	Ryan Bowen	Casey Jacobsen	Marcus Vinicius
Iowa State.....	Bryce Dejean-Jones	Robin Lopez	
.....	Marcus Fizer	Syracuse.....	Jason Hart	
.....	Jackson Vroman	Wesley Johnson	
Jackson State.....	Trey Johnson	Arinze Onuaku	
Kansas.....	Cheick Diallo	James Southerland	
.....	Xavier Henry	Hakim Warrick	
.....	Wayne Selden, Jr.	Darryl Watkins	
.....	Jeff Withey	Temple.....	Marc Jackson	
.....	Julian Wright	Texas.....	Jordan Hamilton	

183 players representing 88 colleges and universities.

22 players did not attend college.

WON'T BOW DOWN

ALL-TIME NUMERICAL ROSTER

0	Al-Farouq Aminu DeMarcus Cousins Orlando Johnson	6	Bobby Brown Tierre Brown Tyson Chandler Junior Harrington Jerome Moiso Arvydas Macijauskas Sasha Pavlovic	17	Lou Amundson Bryce Drew	33	Ryan Anderson Brandon Bass Dante Cunningham* Melvin Ely* Willie Green Wesley Johnson Lee Nailon
1	Chris Andersen* Trevor Ariza Baron Davis Larry Drew II Tyreke Evans Andrew Harrison Jarrett Jack* Kirk Snyder Hakim Warrick	8	Luke Babbitt Marco Belinelli Josh Childress Archie Goodwin Bobby Jackson Jahlil Okafor Roger Mason, Jr. Steve Smith	20	Alex Garcia Chris Johnson Quincy Pondexter Henry Sims	34	Corsley Edwards Aaron Gray DeAndre Liggins Greg Stiemsma Robert Traylor Aaron Williams Kenrich Williams
2	Stacey Augmon Ian Clark Darren Collison Dan Dickau Tim Frazier* Jarrett Jack* Darius Miller* Jannero Pargo Nate Robinson Elliot Williams	9	Dairis Bertans George Lynch Terrence Jones Morris Peterson* Rajon Rondo Russ Smith Darius Songaila	21	Anthony Brown Marcus Fizer Jamaal Magloire Roger Miller* Arinze Onuaku Greivis Vasquez	35	Matt Freije Kirk Haston Chris Kaman Christian Wood
3	Darrell Armstrong* Omer Asik Lonny Baxter Stanley Johnson Randy Livingston Nikola Mirotic Anthony Morrow Chris Paul	10	Darrell Armstrong* Tim Frazier* Langston Galloway Eric Gordon Bostjan Nachbar Axl Toupane	22	Quinn Cook Patrick Ewing Jr. Brian Roberts Cedric Simmons DaJuan Summers	40	Ryan Bowen
4	Charles Cooke Jordan Crawford* Melvin Ely* James Ennis Xavier Henry Sean Marks Elfrid Payton Ish Smith Jackson Vroman David Wesley Nate Wolters	11	David Andersen Jerome Dyson Jason Hart Jrue Holiday Marcus Vinicius Shammond Williams	23	Devin Brown Anthony Davis J.R. Smith	41	James Posey
5	Elden Campbell Maurice Carter Speedy Claxton Mike James (2008)** Mike James (2018)** Cardell Johnson Dominic McGuire Kendrick Perkins Josh Smith Lance Stephenson Marcus Thornton Reggie Williams Jeff Withey	12	Alexis Ajinca* Chris Andersen* Kenny Anderson Hilton Armstrong Terrel Harris Trey Johnson Jalen Jones Donatas Motiejunas Donald Sloan	24	Tony Allen Buddy Hield Carl Landry Jamal Mashburn Desmond Mason Gal Mekel Morris Peterson* Bonzi Wells	42	Alexis Ajinca* PJ Brown Lance Thomas
		13	Cheick Diallo	25	Jordan Hamilton Walt Lemon, Jr. Moochie Norris Austin Rivers Wayne Selden, Jr.	43	Linton Johnson
		14	Jameer Nelson Robert Pack Jason Smith	27	Jordan Crawford*	44	Dante Cunningham* Solomon Hill Marc Jackson Pops Mensah-Bonsu
		15	Gustavo Ayon Alonzo Gee Frank Jackson Maciej Lampe Robin Lopez John Salmons	28	D.J. Mbenga	45	Rasual Butler Sean Rooks
		16	Toney Douglas Peja Stojakovic	30	Norris Cole Julius Randle David West	50	Antonio Daniels Emeka Okafor
				31	Bryce Dejean-Jones James Southerland Darryl Watkins	54	Jeff Foote Rodney Rogers
				32	Courtney Alexander Jerryd Bayless Jimmer Fredette Casey Jacobsen Hollis Thompson Julian Wright	55	E'Twaun Moore

41 numbers have been worn by 183 players.

Ten players have worn more than one number (*).

Two players named Mike James have worn number five for New Orleans (**).

Number seven has been retired to honor the legacy of New Orleans Jazz great "Pistol" Pete Maravich.

WON'T BOW DOWN

FRANCHISE FIRSTS

First Game: vs. Utah, 10/30/02

First Win: 100-75 vs. Utah, 10/30/02

First Loss: 84-79 at Chicago, 11/1/02

First Road Win: at New York (97-91 OT Win), 11/10/02

First Overtime Game: at New York (97-91 Win), 11/10/02

First Overtime Win: at New York (97-91 Win), 11/10/02

First Starting Lineup: F-Jamal Mashburn, F-PJ Brown, C-Jamaal Magloire, G-Baron Davis, G-David Wesley

First Point: PJ Brown vs. Utah, 10/30/02 (13' jumper)

First Field Goal Attempt: Baron Davis vs. Utah, 10/30/02 (miss)

First Field Goal Made: PJ Brown vs. Utah, 10/30/02 (13' jumper)

First Free Throw Made: PJ Brown vs. Utah, 10/30/02

First Three-Point FG Attempt: Baron Davis vs. Utah, 10/30/02

First Three-Point FG Made: Baron Davis vs. Utah, 10/30/02

First Rebound: Jamal Mashburn vs. Utah, 10/30/02

First Assist: Jamal Mashburn vs. Utah, 10/30/02

First Steal: Baron Davis vs. Utah, 10/30/02

First Blocked Shot: Robert Traylor vs. Utah, 10/30/02

First 20-Plus Pts Game: 21 by Baron Davis vs. Utah, 10/30/02

First 30-Plus Pts Game: 35 by Jamal Mashburn vs. Miami, 11/2/02

First 40-Plus Pts Game: 50 by Jamal Mashburn vs. Memphis, 2/21/03

First 10-Plus Reb Game: 10 by PJ Brown vs. Miami, 11/2/02

First 20-Plus Reb Game: 20 by Jamaal Magloire vs. Indiana, 2/12/03

First 10-Plus Asst Game: 10 by Baron Davis vs. Utah, 10/30/02

First 20-Point-20 Rebound Game: 23 points, 21 rebounds by Jamaal Magloire at Toronto, 3/7/2004

First 20-Plus Asst Game: 21 by Chris Paul at Los Angeles Lakers, 11/6/2008

ALL-TIME ATTENDANCE TOTALS

SEASON	REGULAR SEASON			NBA PLAYOFFS		
	GAMES	ATTENDANCE	AVERAGE	GAMES	ATTENDANCE	AVERAGE
2002-03	41	641,683	15,651	3	52,133	17,378
2003-04	41	587,613	14,332	3	47,557	15,852
2004-05	41	583,070	14,221	--	--	--
2005-06#	41	744,920	18,169	--	--	--
2006-07*	41	731,165	17,833	--	--	--
2007-08	41	581,432	14,181	7	126,009	18,001
2008-09	41	695,727	16,968	2	34,725	17,363
2009-10	41	620,366	15,131	--	--	--
2010-11	41	603,088	14,709	3	54,372	18,124
2011-12	33	498,618	15,110	--	--	--
2012-13	41	565,930	13,803	--	--	--
2013-14	41	672,029	16,391	--	--	--
2014-15	41	683,757	16,677	2	36,887	18,444
2015-16	41	688,549	16,793	--	--	--
2016-17	41	663,099	16,173	--	--	--
2017-18	41	673,920	16,437	4	74,159	18,540
2018-19	41	656,183	16,004	--	--	--
TOTALS	689	10,973,139	15,926	24	425,842	17,743

#Played home games at four sites: Oklahoma City (Ford Center, 36 games) - Avg. 18,717, New Orleans, LA (New Orleans Arena, three games) - Avg. 17,485, Baton Rouge, LA (Pete Maravich Assembly Center, one game) - 7,302, Norman, OK (Lloyd Noble Center, one game) - 11,343

* Played home games at two sites: Oklahoma City (Ford Center, 35 games) - Avg. 17,951, New Orleans, LA (New Orleans Arena, six games) - Avg. 17,129

ALL-TIME PRESEASON RESULTS

DATE	OPPONENT	W/L	SCORE	SITE
9/30/18	at Chicago	L	116-128	United Center, Chicago, Ill.
10/1/18	at Atlanta	L	102-116	McCamish Pavilion, Atlanta, Ga.
10/5/18	at New York	L	100-106	Madison Square Garden, New York, N.Y.
10/10/18	at Miami	L	128-140	American Airlines Arena, Miami, Fl.
10/11/18	Toronto	L	134-119	Smoothie King Center, New Orleans, La.
10/3/17	Chicago	L	113-109	Smoothie King Center, New Orleans, La.
10/6/17	at Oklahoma City	L	102-91	Chesapeake Energy Arena, Oklahoma City, Okla.
10/8/17	at Chicago	W	108-95	United Center, Chicago, Ill.
10/13/17	at Memphis	L	142-101	FedEx Forum, Memphis, Tenn.
10/1/2016	Dallas	W	116-102	CenturyLink Center, Bossier City, La.
10/4/2016	Indiana	L	96-113	Smoothie King Center, New Orleans, La.
10/9/2016	Houston	L	117-123	Mercedes-Benz Arena, Shanghai, China
10/12/2016	Houston	L	104-116	LeSports Center, Beijing, China
10/18/2016	at Atlanta	L	89-96	Phillips Arena, Atlanta, Ga.
10/20/2016	Orlando	L	111-114	Amway Center, Orlando, Fl.
10/3/2015	at Indiana	W	110-105	Bankers Life Field House, Indianapolis, Ind.
10/9/2015	vs. Atlanta	L	93-103	Veterans Memorial Arena, Jacksonville, Fl.
10/12/2015	at Chicago	W	123-115	United Center, Chicago, Ill.
10/17/2015	vs. Sacramento	L	98-107	Rupp Arena, Lexington Ky.
10/19/2015	at Houston	L	100-120	Toyota Center, Houston, Tx.
10/21/2015	at Orlando	L	107-110 (OT)	Amway Center, Orlando, Fl.
10/23/2015	Miami	W	93-90	Smoothie King Center, New Orleans, La.
10/4/2014	at Miami	W	98-86	KFC Yum! Center, Louisville, Ky.
10/6/2014	at Atlanta	L	87-93	Phillips Arena, Atlanta, Ga.
10/8/2014	Washington	L	89-94	Veterans Memorial Arena, Jacksonville, Fl.
10/14/2014	Houston	W	117-98	Smoothie King Center, New Orleans, La.
10/16/2014	Oklahoma City	W	120-86	Smoothie King Center, New Orleans, La.
10/20/2014	at Washington	W	88-84	Baltimore Arena, Baltimore, Md.
10/23/2014	Dallas	W	88-85	CenturyLink Center, Bossier City, La.
10/5/2013	at Houston	W	116-115	Toyota Center, Houston, Tx.
10/7/2013	at Dallas	W	94-92	American Airlines Center, Dallas, Tx.
10/9/2013	at Orlando	W	99-95	Veterans Memorial Arena, Jacksonville, Fl.
10/13/2013	Atlanta	W	105-73	Mississippi Coast Coliseum, Biloxi, Ms.
10/17/2013	at Oklahoma City	W	105-102	BOK Center, Tulsa, Ok.
10/19/2013	Washington	W	93-89	Rupp Arena, Lexington, Ky.
10/23/2013	Miami	L	95-108	New Orleans Arena, New Orleans, La.
10/25/2013	at Orlando	W	101-82	New Orleans Arena, New Orleans, La.
10/7/2012	Orlando	W	85-80	Mexico City Arena, Mexico City, Mx.
10/9/2012	Charlotte	W	97-82	New Orleans Arena, New Orleans, La.
10/11/2012	at Charlotte	W	90-87	North Charleston Coliseum, Charleston, S.C.
10/12/2012	at Houston	L	75-95	Toyota Center, Houston, Texas
10/18/2012	at Atlanta	L	68-97	Phillips Arena, Atlanta, Ga.
10/22/2012	at Dallas	L	74-87	American Airlines Center, Dallas, Texas
10/24/2012	Houston	L	90-97	New Orleans Arena, New Orleans, La.
10/26/2012	at Miami	W	96-89	American Airlines Arena, Miami, Fl.
12/16/2011	at Memphis	W	97-90	FedEx Forum, Memphis, Tn.
12/21/2011	Memphis	W	95-80	New Orleans Arena, New Orleans, La.
10/9/2010	Memphis	L	90-97	New Orleans Arena, New Orleans, La.
10/10/2010	at Orlando	L	81-135	Amway Center, Orlando, Fla.
10/13/2010	Miami	W	90-76	New Orleans Arena, New Orleans, La.
10/15/2010	at Indiana	L	98-101	Conseco Fieldhouse, Indianapolis, Ind.
10/16/2010	Atlanta	L	74-84	Health Alliance Cen., Johnson City, Tenn.
10/18/2010	at Memphis	L	91-96	FedEx Forum, Memphis, Tenn.
10/20/2010	at Charlotte	L	98-105	Time Warner Cble Arena, Charlotte, N.C.
10/21/2010	at Oklahoma City	L	86-101	Okla. City Arena, Oklahoma City, Okla.
10/7/2009	Atlanta	L	102-108	Phillips Arena, Atlanta, Ga.
10/8/2009	Charlotte	L	101-108	Greensboro Coliseum, Greensboro, N.C.
10/10/2009	Oklahoma City	W	88-79	New Orleans Arena, New Orleans, La.
10/13/2009	vs. Orlando	L	86-121	Charles Koch Arena, Withita, Kansas
10/15/2009	at Miami	L	81-97	Sprint Center, Kansas City, Mo.
10/17/2009	vs. Indiana	W	108-96	New Orleans Arena, New Orleans, La.
10/22/2009	at Golden State	L	92-126	ORACLE Arena, Oakland, Calif.
10/23/2009	at L.A. Clippers	L	88-91	STAPLES Center, Los Angeles, Calif.



DATE	OPPONENT	W/L	SCORE	SITE
10/5/2008	Golden State	W	106-103	New Orleans Arena, New Orleans, La.
10/8/2008	at Indiana	W	105-71	Indiana Fairgrounds, Indianapolis, Ind.
10/10/2008	at San Antonio	W	89-84	AT&T Center, San Antonio, Texas
10/14/2008	Washington	W	96-80	O2 World, Berlin, Germany
10/17/2008	Washington	W	102-80	Palau Sant Jordi, Barcelona, Spain
10/21/2008	Indiana	W	101-96	New Orleans Arena, New Orleans, La.
10/23/2008	Miami	W	100-80	USA Mitchell Center, Mobile, Ala.
10/9/2007	Houston	W	94-92	Ford Center, Oklahoma City, Okla.
10/10/2007	at Indiana	L	96-101	Conseco Fieldhouse, Indianapolis, Ind.
10/13/2007	at Phoenix	W	111-106	US Airways Center, Phoenix, Ariz.
10/15/2007	Indiana	L	104-117	New Orleans Arena, New Orleans, La.
10/19/2007	Miami	W	92-85	Mississippi Coast Coliseum, Biloxi, Miss.
10/21/2007	at Dallas	L	97-103	American Airlines Center, Dallas, Texas
10/24/2007	Atlanta	L	98-107	New Orleans Arena, New Orleans, La.
10/26/2007	at Charlotte	W	111-100	Joel Coliseum, Winston-Salem, N.C.
10/10/2006	vs. Dallas	W	84-81	Ford Center, Oklahoma City, Okla.
10/13/2006	vs. Orlando	L	100-85	Ford Center, Oklahoma City, Okla.
10/17/2006	at Miami	L	109-105	American Airlines Arena, Miami, Fla.
10/19/2006	vs. Golden State	L	112-103	STAPLES Center, Los Angeles, Calif.
10/20/2006	at L.A. Lakers	L	113-106	STAPLES Center, Los Angeles, Calif.
10/22/2006	at Sacramento	L	117-93	Lawler Events Center, Reno, Nv.
10/24/2006	at Sacramento	W	84-81	ARCO Arena, Sacramento, Calif.
10/13/2005	at Denver	W	100-90	Pepsi Center, Denver, Colo.
10/15/2005	at Orlando	L	83-101	St. Petersburg Forum, St. Petersburg, Fla.
10/18/2005	Atlanta	L	94-97	ALLTEL Arena, Little Rock, Ark.
10/20/2005	San Antonio	L	90-97	CenturyTel Center, Bossier City, La.
10/23/2005	Denver	L	93-97	Ford Center, Oklahoma City, Okla.
10/25/2005	Miami	W	111-91	Maravich Assembly Center, Baton Rouge, La.
10/27/2005	Houston	W	89-88	Ford Center, Oklahoma City, Okla.
10/28/2005	at Atlanta	L	90-104	Columbus Civic Center, Columbus, Ga.
10/13/2004	Dallas	W	94-87	New Orleans Arena, New Orleans, La.
10/15/2004	at Chicago	L	100-103	United Center, Chicago, Ill.
10/16/2004	L.A. Clippers	W	105-95	Cajundome, Lafayette, La.
10/19/2004	Philadelphia	W	92-89	New Orleans Arena, New Orleans, La.
10/21/2004	Orlando	L	91-92	Mississippi Coast Coliseum, Biloxi, Miss.
10/23/2004	at Sacramento	L	87-92	ARCO Arena, Sacramento, Calif.
10/24/2004	at L.A. Clippers	L	93-97	STAPLES Center, Los Angeles, Calif.
10/8/2003	Orlando	W	105-98	Maravich Assembly Center, Baton Rouge, La.
10/11/2003	at Dallas	L	99-110	American Airlines Center, Dallas, Texas
10/12/2003	at Houston	W	89-71	Toyota Center, Houston, Texas
10/14/2003	at Orlando	W	89-84	TD Waterhouse Centre, Orlando, Fla.
10/16/2003	Chicago	L	101-91	New Orleans Arena, New Orleans, La.
10/18/2003	Washington	W	87-85	New Orleans Arena, New Orleans, La.
10/20/2003	Philadelphia	W	102-85	Ted Constant Convocation Center, Norfolk, Va.
10/22/2003	at San Antonio	L	79-103	SBC Center, San Antonio, Texas
10/9/2002	at Indiana	L	74-95	Conseco Fieldhouse, Indianapolis, Ind.
10/10/2002	at Indiana	W	95-93	Roberts Stadium, Evansville, Ind.
10/12/2002	San Antonio	L	76-93	Mississippi Coast Coliseum, Biloxi, Miss.
10/15/2002	at Orlando	L	90-103	TD Waterhouse Centre, Orlando, Fla.
10/17/2002	Washington	L	78-88	New Orleans Arena, New Orleans, La.
10/19/2002	Washington	W	99-92	Greensboro Coliseum, Greensboro, N.C.
10/22/2002	Atlanta	L	87-85	New Orleans Arena, New Orleans, La.
10/25/2002	at Atlanta	L	69-90	Philips Arena, Atlanta, Ga.

ALL-TIME PRESEASON RECORDS

Year-by-Year Preseason Records

YEAR	OVERALL	HOME	NBA ROAD	NEUTRAL*
2018-19	0-5	0-1	0-3	0-1
2017-18	1-3	0-1	1-2	0-0
2016-17	1-5	0-1	0-2	1-2
2015-16	3-4	1-0	2-2	0-2
2014-15	5-2	2-0	0-1	3-1
2013-14	7-1	0-1	3-0	4-0
2012-13	4-4	1-1	1-3	2-0
2011-12	2-0	1-0	1-0	0-0
2010-11	1-7	1-1	0-5	0-1
2009-10	2-6	2-0	0-3	0-3
2008-09	7-0	2-0	1-0	4-0
2007-08	4-4	0-2	1-2	3-0
2006-07	2-5	1-1	1-2	0-2
2005-06	3-5	1-1	1-2	1-2
2004-05	3-5	2-0	0-4	1-1
2003-04	5-3	1-1	2-2	2-0
2002-03	2-6	0-2	0-3	2-1
TOTALS	52-65	15-13	14-36	23-16

*Denotes games played in non-NBA venue

RECORDS



TEAM HIGHS

Most Points

Season	9,466		2018-19
Game	149	vs. SAC	19-Nov-18
1st Half	80	vs. MIN	14-Nov-14
2nd Half	81	vs. CLE	9-Jan-19
1st Quarter	46	vs. LAL	14-Feb-18
2nd Quarter	44	vs. DEN	4-Apr-17
3rd Quarter	41	at MIN	9-Apr-08
		vs. NYK	16-Nov-18
4th Quarter	47	vs. LAL	9-Nov-04
		at ATL	21-Mar-14
Overtime	20	at TOR	2-Apr-06

Most Field Goals Made

Season	3,581		2018-19
Game	59	vs. SAS	19-Nov-18
Half	35	vs. MIN (1st)	14-Nov-14
Quarter	19	vs. LAL (1st)	14-Feb-18
Overtime	10	at CHI (3OT)	2-Dec-13

Most Field Goals Attempted

Season	7,563		2018-19
Game	114	at PHX (2OT)	6-Feb-08
Game (reg)	107	vs. MIL	12-Mar-19
Half	56	vs. SAS (2nd)	9-Jan-04
		at LAC (1st)	6-Mar-18
Quarter	33	vs. ATL (3rd)	29-Oct-03
Overtime	26	at CHI (3OT)	2-Dec-13

Highest Field Goal Percentage

Season	.483	(3,500-7,241)	2017-18
Game	.667	vs. MIN	14-Nov-14
Half	.721	vs. MIN (1st)	14-Nov-14
Quarter	.875	at MEM (3rd)	30-Jan-10
Overtime	1.000	at HOU (4-4)	14-Jan-11

Most Three-Point Field Goals Made

Season	842		2018-19
Game	19	Three times; most recently: at SAC	7-Apr-19
Half	14	at HOU (1st)	11-Dec-17
Quarter	9	vs. POR (2nd)	14-Jan-05

Most Three-Point Field Goals Attempted

Season	2,449		2018-19
Game	47	vs. MIL	12-Mar-19
Half	21	at DEN (2nd)	17-Nov-17
		vs. GSW (2nd)	4-Dec-17
		at PHX (1st)	6-Apr-18
Quarter	16	vs. SA (4th)	9-Jan-04

Highest Three-Point Field Goal Percentage

Season	.389	(630-1,621)	2007-08
Game	.800	vs. SAS (12-15) at MIN (4-5)	22-Jan-11 11-Feb-06

Most Free Throws Made

Season	1,649		2005-06
Game	46	vs. TOR (46-60) (OT)	21-Mar-04
Game (reg)	42	vs. MIA (42-46)	10-Mar-04
Half	34	vs. TOR (34-42) (2nd)	21-Mar-04
Quarter	20	vs. TOR (3rd)	21-Mar-04

Most Free Throws Attempted

Season	2,176		2005-06
Game	60	vs. TOR (46-60) (OT)	21-Mar-04
Game (reg)	46	vs. MIA (42-46)	10-Mar-04
Half	42	vs. TOR (34-42) (2nd)	21-Mar-04
Quarter	24	vs. TOR (20-24) (3rd)	21-Mar-04

Highest Free Throw Percentage

Season	.807	(1479-1833)	2008-09
Game	1.000	31 times; most recently: vs. SAC (14-14)	28-Mar-19

Most Rebounds

Season	3,878		2018-19
Game	71	vs. MIL (2OT)	8-Feb-07
Game (reg)	64	vs. WAS	28-Nov-18
Half	36	at SAC (1st)	1-Jan-12
		vs. MIA (2nd)	10-Mar-04
Quarter	24	vs. MIA (4th)	10-Mar-04
Overtime	16	vs. MIL	8-Feb-07

Most Offensive Rebounds

Season	1,097		2002-03
Game	31	vs. MIL (2OT)	8-Feb-07
Game (reg)	26	vs. SEA	23-Feb-07
	26	vs. ORL	28-Oct-14
Half	17	vs. SAS (2nd)	9-Jan-04
		at BOS (1st)	19-Nov-03
Quarter	11	vs. SAS (4th)	9-Jan-04

Most Defensive Rebounds

Season	2,969		2018-19
Game	50	at DEN	26-Mar-17
Half	27	at DEN (2nd)	29-Dec-06
Quarter	18	vs. MIA (4th)	10-Mar-04

Most Assists

Season	2,216		2018-19
Game	40	vs. BKN	27-Dec-17
Half	24	vs. HOU (1st)	26-Jan-18
Quarter	14	vs. DET (1st)	8-Jan-18
		at GSW (1st)	7-Apr-18
Overtime	6	at CHI (3OT)	2-Dec-13

Most Steals

Season	708		2003-04
Game	21	vs. IND	8-Jan-16
Half	12	at ATL (1st)	5-Apr-05
		vs. ATL (2nd)	29-Oct-03
		at NYK (1st)	14-Jan-18
Quarter	9	vs. WAS (4th)	1-Mar-04
		at ATL (2nd)	5-Apr-05

Most Personal Fouls

Season	1,883		2004-05
Game	35	at SAC	3-Mar-14
Half	24	vs. MIN (2nd)	13-Jan-12
Quarter	15	vs. DEN (4th)	27-Feb-05
		vs. MIN (4th)	13-Jan-12

Most Turnovers

Season	1,228		2003-04
Game	30	at WAS	12-Dec-04
Half	19	at WAS (1st)	12-Dec-04
Quarter	12	at WAS (1st)	12-Dec-04
		at LAL (1st)	12-Nov-06

Most Blocked Shots

Season	523		2013-14
Game	18	vs. CHA	2-Nov-13
Half	10	vs. PHI (1st)	16-Nov-13
		vs. CHI (2nd)	1-Feb-14
Quarter	8	at MEM (1st)	18-Oct-17

TEAM LOWS

Fewest Points

Season	7,252	(88.4)	2004-05
Game (reg)	62	vs. PHI	7-Nov-12
Game (OT)	74	vs. TOR	15-Jan-04
1st Half	23	at PHI	12-Dec-10
2nd Half	16	at LAC	1-Mar-06
1st Quarter	9	at LAC	21-Dec-04
2nd Quarter	7	at CHA	7-Nov-08
3rd Quarter	7	vs. IND	22-Dec-12
4th Quarter	4	at HOU	26-Apr-12
Overtime	4	Several times	

Fewest Field Goals Made

Season	2,718		2004-05
Game	21	at WAS	12-Dec-04
Half	5	at LAC (2nd)	1-Mar-06
Quarter	1	at HOU (4th)	26-Apr-12
		at LAC (4th)	1-Mar-06
Overtime	1	Several times	

Fewest Field Goals Attempted

Season	6,366		2008-09
Game	59	vs. LAC	22-Mar-12

Lowest Field Goal Percentage

Season	.415	(2,718-6,556)	2004-05
Game	.289	vs. PHX	30-Dec-11
Half	.143	at PHI (1st)	12-Dec-10
Quarter	.048	at PHI (1st)	12-Dec-10
Overtime	.158	at MIL	8-Feb-07

Fewest Three-Point Field Goals Made

Season	300		2005-06
Game	0	10 times; most recently: vs. POR	

Fewest Three-Point Field Goals Attempted

Season	885		2005-06
Game	3	vs. BOS	7-Dec-05
		vs. CHI	8-Feb-12

Lowest Three-Point Field Goal Percentage

Season	.315	(415-1,316)	2004-05
Game	.000	Several times; most without a make: 15 at SAC	1-Jan-12

Fewest Free Throws Made

Season	1,269		2012-13
Game	2	vs. PHO	17-Nov-04
Half	0	Several times; most recently: at UTA	3-Jan-18

Fewest Free Throws Attempted

Season	1,636		2012-13
Game	2	vs. PHX	17-Nov-04

Lowest Free Throw Percentage

Season	.740	(1436-1941)	2006-07
Game	.333	vs. ATL (4-12)	1-Jan-13

Fewest Rebounds

Season	2,715		2011-12
Game	23	at UTA	27-Mar-06

Fewest Offensive Rebounds

Season	703		2016-17
Game	1	vs. POR	18-Nov-16

Fewest Defensive Rebounds

Season	2,281		2004-05
Game	17	3 times; most recently: at DET	4-Apr-06

Fewest Assists

Season	1,519		2005-06
Game	4	at PHI	12-Dec-10

Fewest Steals

Season	520		2012-13
Game	0	vs. LAL	5-Feb-11

Fewest Personal Fouls

Season	1,530		2014-15
Game	9	5 times; most recently: vs. HOU	24-Mar-19

Fewest Turnovers

Season	974		2007-08
Game	3	vs. NYK	10-Feb-06

Fewest Blocked Shots

Season	300		2009-10
Game	0	23 times; most recently: vs. TOR	8-Mar-19

OPPONENT TEAM HIGHS

Most Points

Season	9,575		2018-19
Game	147	at GSW	16-Jan-19
1st Half	78	at HOU	11-Dec-17
2nd Half	82	at DEN	17-Nov-17
1st Quarter	43	at POR	28-Oct-15
		at GSW	31-Oct-18
2nd Quarter	43	at DEN	20-Dec-15
		at HOU	11-Dec-17
3rd Quarter	45	vs. MIL	12-Mar-19
4th Quarter	43	at GSW	17-Mar-10
Overtime	29	at GSW	23-Nov-04

Most Field Goals Made

Season	3,549		2018-19
Game	56	at MIN	13-Apr-16
		at DEN	17-Nov-17
Half	32	at DEN (2nd)	17-Nov-17
Quarter	19	vs. UTA (1st)	5-Apr-09

Most Field Goals Attempted

Season	7,610		2018-19
Game	114	at BKN (20T)	10-Feb-18
Game (reg)	109	at SAC	7-Apr-19
Half	57	at POR (1st)	25-Nov-16
Quarter	31	vs. DET (2nd)	1-Mar-17

Highest Field Goal Percentage

Season	.483	(3,250-6,730)	2009-10
Game	.651	at MIN	13-Apr-16
Half	.744	at DEN (2nd)	17-Nov-17
Quarter	.857	vs. CHI (3rd)	8-Nov-03

Most Three-Point Field Goals Made

Season	1,006		2018-19
Game	24	at HOU (24-61)	16-Dec-16
		at GSW (24-49)	16-Jan-19
Half	14	at HOU (1st)	16-Dec-16
Quarter	9	at GS (4th)	17-Mar-10
		at HOU (2nd)	8-Mar-08
		vs. DAL (2nd)	29-Dec-17
		vs. MEM (3rd)	20-Jan-18

Most Three-Point Field Goals Attempted

Season	2,766		2018-19
Game	61	at HOU (24-61)	16-Dec-16
Half	31	at HOU (1st)	16-Dec-16
Quarter	17	at HOU (2nd)	16-Dec-16

Most Free Throws Made

Season	1,644		2004-05
Game	39	at DAL	11-Jan-14
Half	25	vs. GSW (2nd)	19-Jan-13
Quarter	18	at CLE (4th)	20-Feb-13

Most Free Throws Attempted

Season	2,176		2013-14
Game	49	at LAL	26-Mar-06
Half	31	at CLE (2nd)	20-Feb-13
		at SAC (2nd)	23-Dec-13
Quarter	25	at HOU (4th)	12-Apr-15

Highest Free Throw Percentage

Season	.784	(1,317-1,679)	2017-18
Game	1.000	15 times; most recently: at POR (11-11)	2-Dec-17

Most Rebounds

Season	3,963		2016-17
Game	65	at LAL	22-Dec-04
		at ORL	20-Mar-19
Half	35	vs. ATL (1st)	29-Oct-03
		at MEM (2nd)	9-Feb-09
Quarter	21	vs. TOR (4th)	19-Mar-14
Overtime	14	at GSW (30T)	23-Nov-04

Most Offensive Rebounds

Season	972		2003-04
Game	23	at MEM	30-Jan-10
		vs. DET	1-Mar-17
Half	16	at BOS (2nd)	3-Jan-10
Quarter	12	at DET (4th)	17-Jan-09

Most Defensive Rebounds

Season	3,091		2016-17
Game	50	at PHI	9-Feb-18
Half	29	vs. DEN (1st)	26-Oct-16
Quarter	17	at OKC (2nd)	4-Dec-16

Most Assists

Season	2,174		2018-19
Game	41	at MIN	13-Apr-16
Half	23	vs. IND (1st)	28-Feb-10
Quarter	15	at DAL (1st)	11-Nov-03

Most Steals

Season	702		2018-19
Game	20	at WAS	12-Dec-04
Half	11	at SAC (1st)	6-Apr-04
		vs. OKC (1st)	20-Nov-17
Quarter	7	Several times; most recently: at SAS (3rd)	15-Mar-18

Most Personal Fouls

Season	1,910		2005-06
Game	33	3 times; most recently: vs. PHX	16-Apr-19
Half	21	vs. LAL (2nd)	29-Mar-10
		vs. UTA (2nd)	28-Mar-14
Quarter	14	vs. UTA (4th)	28-Mar-14
		at WAS (2nd)	19-Dec-17

Most Turnovers

Season	1,282		2003-04
Game	27	at NJN	10-Dec-04
		vs. DEN	9-Mar-14
Half	19	vs. ATL (2nd)	29-Oct-03
Quarter	13	vs. ATL (3rd)	29-Oct-03

Most Blocked Shots

Season	504		2013-14
Game	17	vs. DAL	22-Feb-13
Half	10	at DEN (1st)	2-Apr-14
Quarter	7	at DEN (2nd)	2-Apr-14

WON'T BOW DOWN

OPPONENT TEAM LOWS

Fewest Points

Season	6,164		2011-12
Game	59	at ATL	21-Jan-11
1st Half	26	vs. POR	13-Feb-13
2nd Half	24	at HOU	19-Jan-12
1st Quarter	11	Several times; most recently: vs. IND	22-Dec-12
2nd Quarter	9	vs. BOS	19-Mar-07
3rd Quarter	7	at HOU	29-Dec-02
4th Quarter	7	at HOU	13-Feb-12
Overtime	2	vs. NYK	31-Mar-07

Fewest Field Goals Made

Season	2,305		2011-12
Game	23	3 times; most recently: vs. POR	14-Mar-17

Fewest Field Goals Attempted

Season	5,188	2011-12	
Game	60	vs. NJN	12-Mar-06

Lowest Field Goal Percentage

Season	.438	(2,857-6,518)	2002-03
Game	.291	at ATL (23-79)	21-Jan-11

Fewest Free Throws Made

Season	1,129		2011-12
Game	3	4 times; most recently: vs. DET	1-Mar-17

Fewest Free Throws Attempted

Season	1,487		2011-12
Game	5	vs. UTA	8-Apr-08
		vs. PHI	7-Nov-12

Lowest Free Throw Percentage

Season	.750	(1,407-1,877)	2003-04
Game	.176	vs. DET (3-17)	1-Mar-17

Fewest Rebounds

Season	2,614		2011-12
Game	22	vs. MEM	31-Mar-06

Fewest Offensive Rebounds

Season	730		2015-16
Game	2	10 times; most recently: vs. HOU	26-Jan-18

Fewest Defensive Rebounds

Season	1,910		2011-12
Game	17	4 times; most recently: at MIL	9-Mar-15

Fewest Assists

Season	1,379		2011-12
Game	8	at LAC	14-Dec-05

Fewest Personal Fouls

Season	1,235		2011-12
Game	7	vs. CHI	7-Feb-15

Fewest Steals

Season	470		2007-08
Game	0	3 times; most recently: at MIN	8-Feb-16

Fewest Turnovers

Season	915		2011-12
Game	4	3 times; most recently: at POR	2-Dec-17

Fewest Blocked Shots

Season	290		2008-09
Game	0	23 times; most recently: vs. SAS	19-Nov-18

INDIVIDUAL HIGHS

Points

Season	2,101	Anthony Davis	(28.1)	2017-18
Game	59	Anthony Davis	at DET	21-Feb-16
Half	33	Anthony Davis	(2nd) vs. ATL	6-Nov-15
		Anthony Davis	(2nd) at DET	21-Feb-16
Quarter	24	Anthony Davis	(1st) at OKC	26-Feb-17
Overtime	12	Janero Pargo	at PHX	6-Feb-08

Most Field Goals Made

Season	780	Anthony Davis		2017-18
Game	24	Anthony Davis	at DET	21-Feb-16
Half	12	Several times; most recently:		
		Anthony Davis	(2nd) at LAC	6-Mar-18
Quarter	10	Marcus Thornton	at CLE (2nd)	23-Feb-10

Most Field Goals Attempted

Season	1,586	Jamal Mashburn		2002-03
Game	35	Anthony Davis	at BKN (OT)	10-Feb-18
Half	20	Jamal Mashburn	at DET (2nd)	22-Feb-03
		DeMarcus Cousins	at POR (2nd)	2-Dec-17
Quarter	15	Anthony Davis	vs. HOU (1st)	26-Jan-18

Highest Field Goal Percentage

(min. 250 attempts/season; 10 attempts/game)

Season	.624	Tyson Chandler	(.292-.468)	2006-07
Game	1.000	Tyson Chandler	at MIA	2-Apr-08
		Darren Collison	vs. POR	27-Mar-10
		Julius Randle	at OKC	5-Nov-18

Most Consecutive Field Goals Made

Season	14	David West	26-Jan-08 (first 10)	
		Cheick Diallo	28-Jan-08 (last 4)	
			23-Feb-19 (first 8)	
			25-Feb-19 (next 4)	
			27-Feb-19 (last 2)	
Game	12	Willie Green	vs. PHX	8-Apr-11

Most 3-Point Field Goals Made

Season	231	Peja Stojakovic		2007-08
Game	10	Peja Stojakovic	at LAL	6-Nov-07
Half	7	Peja Stojakovic	at LAL (2nd)	6-Nov-07
		Ryan Anderson	at PHX (2nd)	23-Nov-12
Quarter	5	Several times; most recently:		
		Jrue Holiday	vs. PHI (4th)	10-Dec-17

Most 3-Point Field Goals Attempted

Season	582	Baron Davis	(187-582)	2003-04
Game	15	Ian Clark	at SAC	7-Apr-19
Half	10	Baron Davis	at NYK (2nd)	29-Nov-03
Quarter	8	Ryan Anderson	vs. SAC (2nd)	21-Jan-13

Highest 3-Point Field Goal Percentage (min. 200 attempts)

Season	.441	Peja Stojakovic	(.231-.524)	2007-08
Game	1.000	Several times; most made without a miss:		
		Bobby Jackson (7)	vs. MIA	11-Jan-08

Most Consecutive 3-Point Field Goals Made

Season	9	Morris Peterson	11-Nov-07 through 14-Nov-07	
--------	---	-----------------	-----------------------------	--

Most Consecutive Games With 3-Point Field Goal

62 games	Peja Stojakovic	16-Jan-08 through 10-Dec-08		
----------	-----------------	-----------------------------	--	--

Most Free Throws Made

Season	519	Anthony Davis		2016-17
Game	21	Anthony Davis	vs. PHX	26-Feb-18
Half	14	Anthony Davis	vs. PHX	26-Feb-18
Quarter	9	Chris Paul	vs. MEM (4th)	31-Mar-06

Most Free Throw Attempts

Season	647	Anthony Davis		2016-17
Game	26	Anthony Davis	vs. PHX	26-Feb-18
Half	17	Anthony Davis	vs. PHX	26-Feb-18
Quarter	11	Anthony Davis	vs. PHX	26-Feb-18

Highest Free Throw Percentage

Season	.940	Brian Roberts	(.125-.133)	2013-14
Game	1.000	Several times; most made without a miss:		
		DeMarcus Cousins (15)	at OKC	26-Feb-17

Most Consecutive Free Throws Made

Season	42	Ryan Anderson	2-Dec-14 through 27-Dec-14	
--------	----	---------------	----------------------------	--

Most Rebounds

Season	928	Tyson Chandler	(11.7)	2007-08
Game	26	Anthony Davis	at BKN	2-Jan-19
Half	17	Tyson Chandler	vs. SEA (1st)	16-Jan-08
		Al-Farouq Aminu	at DAL (1st)	17-Apr-13
		Anthony Davis	at BKN (2nd)	2-Jan-19
Quarter	14	Al-Farouq Aminu	at DAL (1st)	17-Apr-13

Most Offensive Rebounds

Season	522	Tyson Chandler		2007-08
Game	12	Tyson Chandler	at MEM	13-Feb-07
		Tyson Chandler	at POR	17-Dec-07
		Emeka Okafor	vs. TOR	17-Jan-11
Half	8	Tyson Chandler	vs. LAL (2nd)	14-Mar-08
Quarter	6	Several times; most recently:		
		David West	vs. DET (4th)	25-Feb-09

Most Defensive Rebounds

Season	712	Anthony Davis		2016-17
Game	21	Anthony Davis	at BKN	2-Jan-19
Half	13	Tyson Chandler	vs. SEA (1st)	16-Jan-08
		Anthony Davis	at BKN (2nd)	2-Jan-19
Quarter	9	Al-Farouq Aminu	at DAL (1st)	17-Apr-13

Most Assists

Season	925	Chris Paul	11.6 apg	2007-08
Game	25	Rajon Rondo	vs. BKN	27-Dec-17
Half	14	Chris Paul	at LAL	6-Nov-07
		Rajon Rondo	vs. BKN (2nd)	27-Dec-17
Quarter	10	Rajon Rondo	vs. BKN (4th)	27-Dec-17

Most Steals

Season	217	Chris Paul	2.71 spg	2007-08
Game	9	Chris Paul	at DAL	20-Feb-09
Half	7	Chris Paul	vs. DAL (1st)	20-Feb-08
Quarter	6	Bonzi Wells	vs. BOS (4th)	22-Mar-08

Most Personal Fouls

Season	278	Jamaal Magloire		2003-04
--------	-----	-----------------	--	---------

Most Disqualifications

Season	6	Jamaal Magloire		2003-04
--------	---	-----------------	--	---------

Most Turnovers

Season	247	Greivis Vasquez	(3.2)	2012-13
Game	10	Darren Collison	vs. BOS	10-Feb-10
Half	7	DeMarcus Cousins	at TOR (1st)	9-Nov-17
Quarter	6	DeMarcus Cousins	at TOR (2nd)	9-Nov-17

Most Blocked Shots

Season	200	Anthony Davis	(2.9)	2014-15
Game	10	Anthony Davis	vs. UTA	11-Mar-18
Half	6	Anthony Davis	vs. PHI (1st)	16-Nov-13
		Anthony Davis	at CLE (1st)	28-Jan-14
		Anthony Davis	vs. UTA (1st)	11-Mar-18
Quarter	5	Several times; most recently:		
		DeMarcus Cousins	at MEM (1st)	18-Oct-17

Most Minutes Played

Season	3,321	Jamal Mashburn	(42.6)	2002-03
Game (reg)	48	Several times; most recently:		
		Rasual Butler	vs. GSW	2-Jan-07
Game (total)	57	Ryan Anderson	at CHI (3OT)	2-Dec-13

OPPONENT INDIVIDUAL HIGHS

Most Points

Game	54	Damon Stoudamire	vs. POR	14-Jan-05
Half	35	Kyrie Irving	(2nd) vs. CLE	23-Jan-17
Quarter	28	Stephen Curry	(3rd) vs. GSW	31-Oct-15

Most Field Goals Made

Game	20	Damon Stoudamire	vs. POR	14-Jan-05
Half	14	Damon Stoudamire	(1st) vs. POR	14-Jan-05
Quarter	10	Jamal Crawford	at CHI (4th)	6-Dec-05
		Stephen Curry	vs. GSW (3rd)	31-Oct-15

Most Field Goals Attempted

Game	33	5 times; most recently:		
		Damian Lillard	vs. POR	27-Mar-18
Half	22	Damian Lillard	vs. POR (2nd)	27-Mar-18
Quarter	14	Damian Lillard	vs. POR (2nd)	27-Mar-18

Highest Field Goal Percentage (min. 10 FGA)

Game	929	Clint Capela (13-14)	at HOU	11-Dec-17
------	-----	----------------------	--------	-----------

Most Three-Point Field Goals Made

Game	13	Stephen Curry	at GSW	7-Nov-16
Half	8	Ray Allen	at MIL (2nd)	14-Apr-02
Quarter	6	Caron Butler	at LAC (3rd)	26-Nov-12

Most Three-Point Field Goals Attempted

Game	18	Allen Crabbe	at BKN (OT)	10-Feb-18
		James Harden	vs. HOU	29-Dec-18
Half	10	Several times		
Quarter	8	Caron Butler	at LAC (3rd)	26-Nov-12

Most Free Throws Made

Game	17	Kevin Love	vs. MIN	13-Jan-12
		Chris Paul	at LAC	22-Apr-12
Half	14	Chris Paul	at LAC (2nd)	22-Apr-12
Quarter	9	Chris Paul	at LAC (4th)	22-Apr-12

Most Free Throw Attempts

Game	20	Russell Westbrook	at OKC	18-Nov-16
Half	15	Chris Paul	at LAC (2nd)	22-Apr-12
Quarter	9	Chris Paul	at LAC (4th)	22-Apr-12
		Devin Booker	vs. PHX (2nd)	26-Feb-18

Most Rebounds

Game	27	Karl-Anthony Towns	at MIN	12-Jan-19
Half	16	DeAndre Jordan	vs. LAC (1st)	28-Dec-16
Quarter	12	Samuel Dalembert	at PHI (1st)	11-Jan-10

Most Offensive Rebounds

Game	11	Andre Drummond	at DET	9-Dec-18
Half	8	Andre Drummond	at DET (2nd)	24-Jan-14
Quarter	6	Several times; most recently:		
		Robin Lopez	at CHI (3rd)	14-Jan-17

Most Defensive Rebounds

Game	22	Tim Duncan	at SAS (OT)	23-Dec-02
Game (reg)	20	DeMarcus Cousins	at SAC	3-Apr-15
		DeAndre Jordan	vs. LAC	28-Dec-16
Half	12	Several times; most recently:		
		DeAndre Jordan	at LAC (1st)	6-Mar-18
Quarter	10	Samuel Dalembert	at PHI (1st)	11-Jan-10

Most Assists

Game	20	Chris Paul	at LAC	10-Dec-16
Half	14	James Harden	at HOU (1st)	11-Dec-17
Quarter	10	Chris Paul	at LAC (3rd)	10-Dec-16

Most Steals

Game	8	Chris Paul	at LAC	22-Apr-12
Half	6	Chris Paul	at LAC (2nd)	22-Apr-12
Quarter	5	Andre Miller	vs. DEN (1st)	23-Jan-04

Most Turnovers

Game	10	LeBron James	vs. CLE (OT)	28-Mar-05
		Steve Nash	at PHO (2OT)	6-Feb-08
		Russell Westbrook	at OKC	4-Dec-16
Half	9	LeBron James	vs. CLE (2nd)	28-Mar-05
Quarter	5	Several times; most recently:		
		James Harden	at HOU (3rd)	24-Mar-18

Most Blocked Shots

Game	11	Roy Hibbert	at IND	21-Nov-12
Game (reg)	9	Marcus Camby	vs. DEN	13-Apr-07
		Andrew Bogut	vs. GSW	7-Apr-15
Half	7	Andrew Bogut	vs. GSW (1st)	7-Apr-15
Quarter	4	Andrew Bogut	vs. GSW (2nd)	7-Apr-15
		Marcus Camby	vs. DEN (4th)	13-Apr-07
		Rudy Gobert	at UTA (1st)	27-Mar-17
		Danny Green	at SAS (1st)	15-Mar-18

Most Minutes Played

Game (reg)	48	Several times; most recently:		
		Gilbert Arenas	vs. WAS	24-Feb-05
Game (total)	56	Luol Deng	vs. CHI (3OT)	2-Dec-13

WON'T BOW DOWN

MISCELLANEOUS RECORDS

FRANCHISE – TEAM ALL-TIME TOP PERFORMANCES

Most Points

149	vs. Sacramento	19-Oct-18
140	vs. San Antonio	19-Nov-18
	at Cleveland	9-Jan-19
	at Golden State	16-Jan-19
139	vs. Minnesota	14-Nov-14
	vs. L.A. Lakers	14-Feb-18
138	at Brooklyn (OT)	10-Feb-18
136	vs. Phoenix	16-Mar-19
135	vs. Golden State	8-Mar-10
	vs. Philadelphia	16-Nov-15
133	at Cleveland	5-Jan-19
	at Sacramento	7-Apr-19

Fewest Points

62	vs. Philadelphia	7-Nov-12
65	at Boston	12-Mar-03
66	vs. Utah	8-Apr-08
	at Houston	13-Apr-09
67	Done four times	
68	Done five times	

FG Percentage

.667	vs. Minnesota (56-84)	14-Nov-14
.638	at Houston (51-80)	14-Apr-10
.622	at Golden State (46-74)	26-Jan-11
.610	vs. Miami (47-77)	11-Jan-08
.605	vs. Philadelphia (52-86)	16-Nov-15
.603	vs. Charlotte (47-78)	18-Jan-08

OPPONENTS – TEAM ALL-TIME TOP PERFORMANCES

Most Points

147	at Golden State	16-Jan-19
146	at Denver	17-Nov-17
144	at Minnesota	13-Apr-16
143	vs. Brooklyn	20-Jan-17
138	vs. Phoenix (OT)	16-Mar-19
137	at Denver	2-Apr-14
134	vs. Golden State	31-Oct-15
	vs. Denver	4-Apr-17
133	at L.A. Clippers	10-Dec-16
	vs. Utah	5-Feb-18
	at Phoenix (OT)	5-Apr-19
132	vs. Utah	27-Oct-17
	at Portland	1-Nov-18

Fewest Points

59	at Atlanta	21-Jan-11
63	vs. Portland	13-Feb-13
67	vs. Sacramento	1-Nov-05
	vs. Orlando	27-Jan-12
	at Charlotte	16-Apr-12
69	vs. Houston	19-Mar-08
71	at Miami	11-Feb-03
	Done three times	

FG Percentage

.651	at Minnesota (56-86)	13-Apr-16
.629	vs. San Antonio (44-70)	23-Dec-06
	at Denver (56-89)	17-Nov-17
.609	vs. Miami (42-68)	29-Mar-13
.607	at San Antonio (51-84)	6-Apr-12
.606	vs. Memphis (43-71)	1-Feb-16
.603	at Memphis (41-68)	10-Apr-11
.597	at Seattle (43-72)	28-Feb-06
.592	vs. Toronto (45-76)	15-Nov-17

FRANCHISE – INDIVIDUAL ALL-TIME TOP PERFORMANCES

Points

59	Anthony Davis	at Detroit	21-Feb-16
53	Anthony Davis	vs. Phoenix	26-Feb-18
50	Jamal Mashburn	vs. Memphis (OT)	21-Feb-03
	Anthony Davis	vs. Denver	26-Oct-16
48	Anthony Davis	at New York (OT)	14-Jan-18
46	Anthony Davis	at Charlotte (OT)	11-Mar-17
	Anthony Davis	at L.A. Clippers	14-Jan-19
45	5 times; most recently: Julius Randle	vs. Portland	15-Mar-19
44	4 times; most recently: Anthony Davis	vs. Oklahoma City	12-Dec-18

Rebounds

26	Anthony Davis	at Brooklyn	2-Jan-19
24	DeMarcus Cousins	vs. San Antonio (OT)	3-Mar-17
23	Tyson Chandler	at Memphis	13-Feb-07
	DeMarcus Cousins	vs. Chicago (20T)	22-Jan-18
		at Sacramento	26-Oct-17
22	Tyson Chandler	vs. Milwaukee (20T)	8-Feb-07
	Tyson Chandler	vs. L.A. Lakers	23-Mar-07
	Tyson Chandler	vs. Detroit	5-Dec-07
	Tyson Chandler	at Golden State	4-Jan-08
	Anthony Davis	vs. Miami	23-Dec-16
	Anthony Davis	vs. San Antonio	27-Jan-17
	DeMarcus Cousins	vs. Denver	6-Dec-17

Assists

25	Rajon Rondo	vs. Brooklyn	27-Dec-17
21	Chris Paul	at L.A. Lakers	6-Nov-07
20	Chris Paul	at Cleveland	26-Mar-08
	Chris Paul	vs. Milwaukee	27-Feb-09
	Darren Collison	vs. Golden State	8-Mar-10
19	Chris Paul	at Sacramento	1-Feb-08
	Chris Paul	vs. Denver	18-Dec-09
	Chris Paul	vs. Miami	5-Nov-10
18	Chris Paul	vs. Chicago	1-Dec-06
	Chris Paul	vs. Atlanta	5-Mar-08
	Chris Paul	vs. Toronto	6-Nov-09
	Chris Paul	vs. New Jersey	8-Jan-10
	Darren Collison	at Memphis (OT)	30-Jan-10
	Brian Roberts	vs. Denver	25-Mar-15
	Rajon Rondo	vs. Philadelphia	10-Dec-17

OPPONENTS – INDIVIDUAL ALL-TIME TOP PERFORMANCES

Points

54	Damon Stoudamire	vs. Portland	14-Jan-0
53	Stephen Curry	vs. Golden State	31-Oct-16
50	Kobe Bryant	vs. L.A. Lakers	23-Mar-07
49	Kyrle Irving	vs. Cleveland	23-Jan-17
48	Vince Carter	at Orlando	8-Feb-10
	Russell Westbrook	at Oklahoma City	6-Feb-15
47	Kevin Durant	at Oklahoma City	17-Feb-09

Rebounds

27	Karl-Anthony Towns	at Minnesota	12-Jan-19
25	DeAndre Jordan	vs. L.A. Clippers	28-Dec-16
23	Tim Duncan	at San Antonio	23-Dec-02
	Nikola Vucevic	vs. Orlando	28-Oct-14
22	Pau Gasol	vs. L.A. Lakers	29-Mar-10
	Andre Drummond	vs. Detroit	21-Jan-16
	Marcus Camby	at Denver	4-Nov-07
21	Tyson Chandler	at Chicago	24-Mar-06
	Kevin Garnett	at Minnesota	11-Feb-06
	Chris Mihm	at L.A. Lakers	22-Dec-04
	Ben Wallace	at Detroit	15-Jan-10
	Tyson Chandler	at Phoenix (OT)	11-Dec-16
	Andre Drummond	at Detroit	12-Feb-18
20	Marcus Camby	vs. L.A. Clippers	13-Jan-10
	DeMarcus Cousins	at Sacramento	3-Apr-15
	Andre Drummond	at Detroit	24-Jan-14
	Dwight Howard	vs. Orlando	12-Jan-11
	DeAndre Jordan	at L.A. Clippers	18-Dec-13
	Zach Randolph	at Memphis	20-Jan-14
	Amar'e Stoudemire	at Phoenix	6-Feb-08
	Jared Sullinger	vs. Boston	7-Dec-15
	DeAndre Jordan	at L.A. Clippers	6-Mar-18

Assists

20	Chris Paul	at L.A. Clippers	10-Dec-16
19	John Wall	vs. Washington	29-Jan-17
17	Tony Parker	vs. San Antonio	23-Jan-12
	Baron Davis	at L.A. Clippers	15-Mar-10
	James Harden	at Houston	11-Dec-17
	James Harden	at Houston	24-Mar-17
16	Jose Calderon	at Toronto	1-Mar-11
	Steve Nash	at Phoenix	12-Dec-05
	Chris Paul	at L.A. Clippers	6-Dec-14
	Deron Williams	vs. Utah	8-Apr-08
	Deron Williams	vs. Utah	9-Apr-10
	Rajon Rondo	at L.A. Lakers	27-Feb-19
	Russell Westbrook	at Oklahoma City	24-Jan-19
15	Jason Kidd	at Dallas	10-Apr-09
	Steve Nash	at Phoenix	30-Jan-11
	Rajon Rondo	vs. Sacramento	28-Jan-16
	Dennis Schroder	at Atlanta	17-Jan-18

WON'T BOW DOWN

MISCELLANEOUS RECORDS

ROOKIE HIGHS

Most Points

Season	1,258	Chris Paul	(16.1)	2005-06
Game	37	Marcus Thornton	at CLE	23-Feb-10

Most Field Goals Made

Season	407	Chris Paul		2005-06
Game	15	Darren Collison	at Dallas	28-Feb-10
		Marcus Thornton	at Cleveland	23-Feb-10

Most Field Goals Attempted

Season	947	Chris Paul		2005-06
Game	27	J.R. Smith	at Phoenix	12-Apr-05

Highest Field Goal Percentage

Season	.516	Anthony Davis	(349-676)	2012-13
			(min. 250 attempts)	

Most Three-Point Field Goals Made

Season	117	Marcus Thornton	(117-313)	2009-10
Game	6	J.R. Smith	at MEM (6-9)	26-Mar-05
		Marcus Thornton	vs. SAS (6-7)	1-Mar-10

Most Three-Point Field Goals Attempted

Season	313	Marcus Thornton	(117-313)	2009-10
Game	9	J.R. Smith	at MEM (6-9)	26-Mar-05

Highest Three-Point Field Goal Percentage

Season	.386	Brian Roberts	(59-153)	2012-13
			(min. 150 attempts)	

Most Free Throws Made

Season	394	Chris Paul		2005-06
Game	14	Chris Paul	(14-17) at NYK	21-Jan-06

Most Free Throws Attempted

Season	465	Chris Paul		2005-06
Game	17	Chris Paul	(14-17) at NYK	21-Jan-06

Highest Free Throw Percentage

Season	.851	Darren Collison	(148-174)	2009-10
			(min. 150 attempts)	

Most Rebounds

Season	522	Anthony Davis		2012-13
Game	18	Anthony Davis	at MEM	9-Mar-13

Most Assists

Season	611	Chris Paul	(7.8)	2005-06
Game	20	Darren Collison	vs. GSW	8-Mar-10

Most Blocked Shots

Season	112	Anthony Davis	(1.8)	2012-13
Game	5	Several times	vs. HOU	16-Apr-14
		most recently: Jeff Withey		

Most Steals

Season	175	Chris Paul	(2.24)	2005-06
Game	7	Chris Paul	vs. UTA	22-Feb-06

Most Minutes Played

Season	2,808	Chris Paul	(36.0)	2005-06
Game	48	Chris Paul	at TOR (20T)	2-Apr-06
		Darren Collison	at LAC	15-Mar-10

MARGINS / LEADS / HIGHEST SCORE

Biggest Victories

MARGIN	OPPONENT	SCORE	DATE
48	vs. Minnesota	139-91	28-Oct-14
41	at Atlanta	100-59	21-Jan-11
37	vs. Philadelphia	135-98	16-Nov-13
36	vs. Portland	99-63	13-Feb-13
35	at Cleveland	133-98	5-Jan-19
34	vs. Minnesota	110-76	22-Dec-07

Biggest Defeats

MARGIN	OPPONENT	SCORE	DATE
-45	at Oklahoma City	74-119	27-Feb-13
-37	at Phoenix	78-115	17-Apr-06
-36	at Memphis	74-110	8-Apr-15
-35	vs. San Antonio	112-77	23-Dec-06
	at Minnesota	144-109	13-Apr-16
-33	vs. Utah	127-94	8-Feb-17
	at Denver	146-114	17-Nov-17
-32	at Dallas	89-121	13-Apr-11

Biggest Leads That Got Away

MARGIN	OPPONENT	SCORE	DATE
27	at Portland	91-92	10-Nov-06
25	at Cleveland	100-104	23-Feb-04
25	vs. L.A. Lakers	102-108	6-Mar-13
22	vs. Indiana	75-81	22-Dec-12
21	vs. Golden State	125-115	4-Dec-17
21	vs. L.A. Clippers	112-103	28-Jan-18
20	vs. Orlando	95-97	26-Mar-03
20	vs. Portland	89-97	2-Feb-09
20	at Indiana	126-111	22-Feb-19

Biggest Comebacks

MARGIN	OPPONENT	SCORE	DATE
-23	vs. Sacramento	94-91	15-Dec-10
-21	at Charlotte	98-95	29-Dec-12
-19	vs. Washington	97-96	13-Feb-06
-19	at Utah	76-75	22-Nov-04
-19	at Sacramento	114-106	26-Oct-17
-19	vs. Oklahoma City	114-107	20-Nov-17
-19	at New York	123-118 (OT)	14-Jan-18
-19	at Denver	120-112	2-Mar-19
-18	vs. Memphis	95-89	7-Mar-15
-18	vs. Chicago	132-128 (2OT)	22-Jan-18
-18	at Milwaukee	123-121 (OT)	25-Feb-18
-18	vs. Minnesota	122-117	8-Feb-19
-17	at Phoenix	120-114	25-Nov-15
-17	vs. Phoenix	125-116	26-Feb-18

Highest Scoring Games-Both Teams Combined

PTS	FINAL SCORE	SITE	DATE
287	New Orleans 140, Golden State 147	at Golden State	16-Jan-19
278	New Orleans 149, Sacramento 129	at New Orleans	19-Oct-18
274	New Orleans 136, Phoenix 138 (OT)	at New Orleans	16-Mar-19
266	New Orleans 135, Golden State 131	at New Orleans	8-Mar-10
	New Orleans 138, Brooklyn 128	at Brooklyn	10-Feb-18
	New Orleans 140, San Antonio 126	at New Orleans	19-Nov-19
265	New Orleans 131, Denver 134	at New Orleans	4-Apr-17
264	New Orleans 140, Cleveland 124	at New Orleans	16-Jan-19
262	New Orleans 132, Phoenix 130	at Phoenix	6-Feb-08
	New Orleans 133, Sacramento 129	at Sacramento	7-Apr-19
260	New Orleans 132, Chicago 128	at New Orleans	22-Jan-18
	New Orleans 114, Denver 146	at Denver	17-Nov-17
259	New Orleans 131, Chicago 128	at Chicago	2-Dec-13
	New Orleans 126, Phoenix 133 (OT)	at Phoenix	5-Apr-19
257	New Orleans 132, L.A. Lakers 125	at New Orleans	4-Mar-14
	New Orleans 114, Brooklyn 143	at New Orleans	20-Jan-17
256	New Orleans 139, L.A. Lakers 117	at New Orleans	14-Feb-18

Lowest Scoring Games-Both Teams Combined

PTS	FINAL SCORE	SITE	DATE
139	Philadelphia 73, New Orleans 62	New Orleans	7-Nov-12
142	New Orleans 75, Charlotte 67	at Charlotte	16-Apr-12
143	Denver 76, New Orleans 67	at Denver	29-Nov-04
	Utah 77, New Orleans 66	New Orleans	8-Apr-08
144	Charlotte 73, New Orleans 71	at New Orleans	12-Mar-12

MISCELLANEOUS RECORDS

TOP SCORING PERFORMANCES

New Orleans Top Scoring Games Off The Bench

Pts	Player	Opponent	Minutes	Date
37	Marcus Thornton	at Cleveland	31	23-Feb-10
32	Ryan Anderson	vs. Charlotte	29	15-Jan-16
	Ryan Anderson	at Cleveland	34	10-Nov-14
	Jrue Holiday	vs. Houston	36	25-Jan-16
31	Ryan Anderson	at Detroit	31	11-Feb-13
	Ryan Anderson	at New York	36	1-Dec-13
	Willie Green	vs. Phoenix	31	8-Apr-11
	Julius Randle	at Chicago	31	6-Feb-19

Opponents Top Scoring Games Off The Bench

Pts	Player	Opponent	Minutes	Date
35	Jason Terry	vs. Dallas	39	4-Nov-09
34	Ben Gordon	vs. Charlotte	35	9-Nov-12
	Jalen Rose	vs. Chicago	30	8-Nov-03
33	Lance Stephenson	at Memphis	38	11-Mar-16
32	Will Barton	at Denver	36	20-Dec-15
	J.R. Smith	at Denver	33	27-Nov-08

New Orleans Top Scoring Months

Player	Month/Year	Games (Min. 10)	Point	Average
Anthony Davis	November 2016	15	465	31.0
Anthony Davis	March 2017	16	428	26.8
Chris Paul	March 2009	16	387	24.2
Anthony Davis	December 2016	15	384	25.6

CONSECUTIVE GAMES RECORDS

Most Double-Figure Scoring Games

Season:	79	Jamal Mashburn, 2002-03
Career:	419	David West
Consecutive:	95	David West, 15-Dec-07 - 6-Feb-09

Most 20-point Scoring Games

Season:	59	Anthony Davis, 2016-17
Career:	243	Anthony Davis
Consecutive:	18	Anthony Davis, 10-Dec-18 - 8-Feb-19

Most 30-point Scoring Games

Season:	36	Anthony Davis, 2016-17
Career:	96	Anthony Davis
Consecutive:	5	Anthony Davis, 7-Jan-19 - 16-Jan-19

Most Double-Figure Rebound Games

Season:	56	Tyson Chandler, 2006-07
Career:	190	P.J. Brown
Consecutive:	21	Tyson Chandler, 26-Jan-07 - 9-Mar-07

Most Double-Doubles-Points/Rebounds

Season:	49	Anthony Davis, 2016-17
Career:	270	Anthony Davis
Consecutive:	15	Anthony Davis, 12-Dec-18 - 16-Jan-19

Most Double-Figure Assist Games

Season:	59	Chris Paul, 2007-08
Career:	227	Chris Paul
Consecutive:	12	Chris Paul, 9-Apr-08 - 12-Nov-08

Most Double-Doubles - Points/Assists

Season:	56	Chris Paul, 2007-08
Career:	205	Chris Paul
Consecutive:	12	Chris Paul, 9-Apr-08 - 12-Nov-08

Consecutive Games Played Streaks

Games	Player	Dates
175	Jamaal Magloire	30-Oct-02 through 26-Nov-04
136	Greivis Vasquez	26-Dec-11 through 22-Mar-13
131	Emeka Okafor	20-Oct-09 through 30-Jan-11
129	Rasual Butler	28-Nov-05 through 2-Mar-07
115	Chris Paul	21-Nov-07 through 2-Feb-09

Consecutive Games Started Streaks

Games	Player	Dates
429	David West	1-Nov-05 through 24-Mar-11
425	Chris Paul	1-Nov-05 through 13-Apr-11
310	Anthony Davis	21-Dec-13 through 24-Mar-19
209	Jrue Holiday	11-Dec-16 through 6-Mar-19
181	Emeka Okafor	28-Oct-09 through 10-Feb-12
175	Jamaal Magloire	30-Oct-03 through 26-Nov-04
143	Peja Stojakovic	1-Nov-06 through 2-Mar-09

Triple-Doubles

Player	Opponent	Date	PTS	REB	AST	BLK
Elfrid Payton	at Dallas	18-Mar-19	19	10	11	-
Elfrid Payton	vs. Phoenix	16-Mar-19	16	12	16	-
Elfrid Payton	vs. Portland	15-Mar-19	14	12	16	-
Elfrid Payton	vs. Milwaukee	12-Mar-19	14	15	11	1
Elfrid Payton	at Atlanta	10-Mar-19	15	10	10	1
Julius Randle	vs. San Antonio	19-Nov-18	21	14	10	-
Elfrid Payton	at Houston	17-Oct-18	10	10	10	-
Jrue Holiday	vs. Portland	27-Mar-18	21	11	11	2
Anthony Davis	vs. Utah	11-Mar-18	25	11	3	10
Rajon Rondo	at Brooklyn (OT)	10-Feb-18	25	10	12	1
DeMarcus Cousins	vs. Houston	26-Jan-18	15	11	-	-
DeMarcus Cousins	vs. Chicago (2OT)	22-Jan-18	44	23	10	1
Rajon Rondo	at Houston	11-Dec-17	13	12	12	-
DeMarcus Cousins	vs. Cleveland	28-Oct-17	29	12	10	-
Tim Frazier	at Phoenix (OT)	11-Dec-16	14	11	11	1
Tyreke Evans	at Oklahoma City	6-Feb-15	22	10	16	-
Tyreke Evans	at L.A. Clippers	18-Dec-13	11	13	10	-
Greivis Vasquez	at Atlanta	8-Feb-13	21	11	12	-
Jarrett Jack	vs. Golden State	21-Mar-12	17	10	11	-
Darren Collison	vs. Indiana	19-Feb-10	18	13	12	-
Chris Paul	at Houston	29-Dec-09	16	11	10	-
Chris Paul	at Washington	11-Mar-09	30	10	13	-
Chris Paul	vs. Philadelphia	26-Jan-09	27	10	15	-
Chris Paul	at Dallas	14-Jan-09	33	10	11	-
Chris Paul	vs. Washington	30-Dec-08	15	10	16	-
Chris Paul	at LA Clippers	24-Nov-08	14	10	17	-
Chris Paul	vs. Oklahoma City	22-Nov-08	29	10	16	-
Chris Paul	vs. Golden State	6-Apr-08	16	10	13	-
Chris Paul	vs. Chicago	1-Dec-06	25	11	18	-
Chris Paul	vs. Golden State (OT)	5-Apr-06	17	11	16	-
Chris Paul	at Toronto (2OT)	2-Apr-06	24	12	12	-
Baron Davis	vs. Sacramento (OT)	8-Jan-05	26	10	17	-
Jamal Mashburn	vs. Atlanta	16-Apr-03	15	10	11	-
Jamal Mashburn	vs. Miami	26-Feb-03	18	13	13	-

20-Point/20-Rebound Performances

Anthony Davis	at Brooklyn	2-Jan-19	34 pts, 26 rbs
Anthony Davis	at L.A. Lakers	21-Dec-18	30 pts, 20 rbs
Anthony Davis	at Toronto	12-Nov-18	25 pts, 20 rbs
DeMarcus Cousins	vs. Chicago (2OT)	22-Jan-18	44 pts, 23 rbs
DeMarcus Cousins	vs. Dallas	29-Dec-17	32 pts, 20 rbs
DeMarcus Cousins	vs. Denver	6-Dec-17	40 pts, 22 rbs
DeMarcus Cousins	at Dallas	3-Nov-17	20 pts, 22 rbs
DeMarcus Cousins	at Sacramento	26-Oct-17	41 pts, 23 rbs
Anthony Davis	at Charlotte (OT)	11-Mar-17	46 pts, 21 rbs
Anthony Davis	vs. Miami	23-Dec-16	28 pts, 22 rbs
Anthony Davis	at Detroit	21-Feb-16	59 pts, 20 rbs
Anthony Davis	vs. Boston	16-Mar-14	40 pts, 21 rbs
Tyson Chandler	at Golden State	4-Jan-08	22 pts, 22 rbs
Tyson Chandler	vs. L.A. Lakers	23-Mar-07	22 pts, 22 rbs

MISCELLANEOUS RECORDS

Year-By-Year Comparisons

Year-By-Year	02-03	03-04	04-05	05-06	06-07	07-08	08-09	09-10	10-11	11-12	12-13	13-14	14-15	15-16	16-17
Record	47-35	41-41	18-64	38-44	39-43	56-26	49-33	37-45	46-36	21-45	27-55	34-48	45-37	30-52	34-48
Home Record	29-12	25-16	11-30	24-17	24-17	30-11	28-13	24-17	28-13	11-22	16-25	22-19	28-13	21-20	21-20
Away Record	18-23	16-25	7-34	14-27	15-26	26-15	21-20	13-28	18-23	10-23	11-30	12-29	17-24	9-32	13-28
vs. Eastern Conference	32-22	30-24	8-22	13-17	16-14	22-8	19-11	11-19	19-11	7-11	12-18	19-11	16-14	10-20	14-16
vs. Western Conference	15-13	11-17	10-42	25-27	23-29	34-18	30-22	26-26	27-25	14-34	15-37	15-37	29-23	20-32	20-32
Overtime	5-4	3-3	2-6	2-1	7-0	4-0	1-2	3-3	4-2	1-2	1-3	5-0	0-3	1-3	3-5
Average Points	93.9	91.8	88.4	92.8	95.5	100.9	95.8	100.2	94.9	89.6	94.1	99.7	99.4	102.7	104.6
Average Rebounds	43.6	42.8	40.2	40.2	43.1	41.8	39.7	40.3	47.7	41.1	41.6	41.7	43.5	42.6	43.7
Average Assists	22.0	20.9	21.0	18.5	18.7	21.8	19.6	22.3	20.6	20.7	21.0	21.3	22.0	22.2	22.8
Average Steals	8.0	8.6	6.7	7.5	6.4	7.8	7.2	7.6	7.6	7.4	6.3	7.9	6.74	7.7	7.8
Average Turnovers	14.8	15.0	14.8	13.4	14.5	11.9	12.5	13.5	13.0	15.5	14.5	13.8	13.3	13.4	12.9
Average Blocks	4.8	4.2	3.8	3.8	4.2	3.9	4.1	3.6	4.4	4.8	5.4	6.4	6.2	4.2	5.5
Field Goal Percentage	.435	.420	.415	.440	.445	.466	.457	.464	.459	.451	.448	.459	.457	.448	.450
Free Throw Percentage	.768	.751	.766	.758	.740	.769	.807	.778	.765	.757	.776	.769	.751	.776	.750
Three Point Percentage	.376	.319	.315	.339	.362	.389	.364	.363	.360	.333	.363	.373	.370	.360	.350
Bench Scoring	22.5	23.5	30.7	30.3	27.8	24.4	22.7	29.5	30.2	30.4	34.9	34.7	31.9	37.4	37.1
Games decided by 3 pts. or less	7-7	9-5	6-11	7-5	9-7	8-4	8-1	6-3	8-6	4-9	7-5	7-10	10-4	5-5	6-6
Games Decided by 10+ pts.	19-12	18-17	2-30	14-28	14-21	37-15	23-17	5-24	16-17	7-19	10-24	10-21	19-12	10-23	17-22

Year-By-Year Comparisons (contd.)

Year-By-Year	17-18	18-19
Record	48-34	33-49
Home Record	24-17	19-22
Away Record	24-17	14-27
vs. Eastern Conference	21-9	10-20
vs. Western Conference	27-25	23-29
Overtime	7-2	1-2
Average Points	111.7	115.4
Average Rebounds	44.3	55.4
Average Assists	26.8	27.0
Average Steals	8.0	7.4
Average Turnovers	14.9	14.8
Average Blocks	5.9	5.4
Field Goal Percentage	.483	.473
Free Throw Percentage	.772	.761
Three Point Percentage	.362	.344
Bench Scoring	27.9	33.3
Games decided by 3 pts. or less	7-3	4-6
Games Decided by 10+ pts.	16-14	17-31

Franchise Record When...

Year-By-Year	02-03	03-04	04-05	05-06	06-07	07-08	08-09	09-10	10-11	11-12	12-13	13-14	14-15	15-16	16-17
Equal or rebound opp.	38-18	23-15	12-26	26-14	26-25	36-12	34-12	23-10	28-14	15-21	21-31	22-25	32-17	21-13	19-7
Outbound and outshoot opp.	26-5	18-0	6-5	17-3	13-7	28-1	25-3	13-2	21-2	14-6	14-4	19-4	27-2	13-2	15-0
Bench outscored opp. bench	20-16	15-16	12-34	25-24	20-18	29-6	20-8	13-23	30-17	18-21	20-28	16-29	24-15	23-26	22-18
Lead at halftime	31-9	26-12	10-8	27-12	26-8	42-7	34-9	20-9	30-14	13-18	15-23	22-18	32-11	19-16	23-13
Tied at halftime	1-0	1-0	2-3	5-1	4-5	2-0	4-0	3-0	4-2	2-1	2-4	2-4	2-4	1-1	1-1
Trail at halftime	15-26	14-29	6-53	6-31	9-30	12-19	11-24	14-36	12-20	6-26	12-38	10-26	11-22	10-35	10-34
Lead or tied after third	40-7	33-7	16-9	27-8	30-12	48-4	41-5	24-6	40-11	17-12	15-17	26-12	39-8	24-7	26-5
Trail after third	7-28	8-34	2-55	11-36	9-31	8-22	8-28	13-39	6-25	4-33	12-38	8-36	6-29	5-45	8-43
Shoot 50 percent or better	10-0	6-0	2-1	7-2	7-4	20-1	13-4	15-7	15-3	8-8	10-6	15-5	20-1	11-2	10-2
Shoot below 50 percent	37-35	35-41	16-63	31-42	32-39	36-25	36-29	22-38	31-33	13-37	17-48	19-43	25-36	19-50	23-45
Shoot equal or fewer than opp.	22-23	29-3	13-15	27-5	26-10	40-4	34-6	25-8	35-6	21-13	20-10	29-9	37-9	20-11	28-6
Outshot by opponent	14-28	12-38	5-49	11-39	13-33	16-22	15-27	12-37	11-30	0-32	7-44	5-39	7-28	9-41	6-42
Opp. shoots 50 percent or better	2-8	2-16	0-21	2-14	4-14	12-9	8-9	8-26	5-19	0-12	1-23	4-19	3-16	4-16	1-14
Opp. shoots below 50 percent	45-27	39-25	18-43	36-30	35-29	44-17	41-24	29-19	41-17	21-33	27-31	30-29	42-21	26-36	33-34
Score 100 or more points	23-3	14-5	4-5	19-7	21-11	42-3	28-5	23-16	18-5	4-5	12-12	27-13	34-10	29-16	31-24
Score less than 100 points	24-32	27-36	14-59	19-37	18-32	14-23	21-28	14-29	28-31	17-40	15-43	7-35	11-18	1-36	3-23
Opp. scores 100 or more points	4-10	2-14	4-23	6-23	9-25	14-14	7-18	13-37	7-22	0-16	2-35	15-36	15-22	18-42	16-37
Opp. scores under 100 points	43-25	39-27	14-59	32-21	30-18	42-12	42-15	14-29	39-14	21-29	19-12	30-15	12-10	12-10	16-31
Grab 50 or more rebounds	11-6	11-3	2-1	3-2	10-1	7-1	3-1	5-3	4-1	4-3	1-3	7-3	8-4	5-7	11-3
Grab 40 or more rebounds	37-25	32-24	14-30	29-16	32-25	36-16	27-14	26-17	29-15	14-20	22-31	22-28	31-24	23-30	30-32
Grab less than 40 rebounds	10-12	9-17	4-34	9-28	7-18	20-10	22-19	11-28	17-21	7-25	5-23	12-20	11-9	6-19	3-16
Shoot more free throws than opp.	25-12	24-16	11-16	27-18	26-19	34-12	8-5	23-10	23-13	9-17	16-22	14-16	26-20	14-20	22-20
Shoot equal or fewer free throws	22-23	17-25	7-48	11-26	13-24	22-14	41-28	14-35	19-23	12-28	11-33	20-32	19-17	16-32	12-28
Commit more turnovers than opp.	22-23	18-24	8-34	14-22	19-24	13-17	13-17	16-16	12-15	9-31	11-33	7-23	25-26	11-26	7-22
Commit equal or fewer turnovers	25-12	23-17	10-30	24-22	20-19	43-9	36-16	21-29	34-21	12-14	16-22	27-25	20-11	19-26	27-26

WON'T BOW DOWN

MISCELLANEOUS RECORDS

Franchise Record When... (contd.)

Year-By-Year	17-18	18-19
Equal or outrebound opp.	35-10	28-31
Outrebound and outshoot opp.	29-5	26-15
Bench outscores opp. bench	13-11	9-18
Lead at halftime	33-14	20-13
Tied at halftime	2-1	2-2
Trail at halftime	13-19	11-34
Lead or tied after third	39-8	28-7
Trail after third	9-26	5-42
Shoot 50 percent or better	30-7	19-3
Shoot below 50 percent	18-27	14-42
Shoot equal or better than opp.	46-8	25-14
Outshot by opponent	2-20	8-35
Opp. shoots 50 percent or better	2-11	3-12
Opp. shoots below 50 percent	46-23	27-37
Score 100 or more points	45-22	33-41
Score less than 100 points	3-12	0-8
Opp. scores 100 or more points	36-32	28-47
Opp. scores under 100 points	12-2	5-2
Grab 50 or more rebounds	15-4	16-12
Grab 40 or more rebounds	43-19	33-45
Grab less than 40 rebounds	4-13	0-4
Shoot more free throws than opp.	27-16	18-15
Shoot equal or fewer free throws	21-17	15-34
Commit more turnovers than opp.	23-22	18-31
Commit equal or fewer turnovers	25-12	15-18

Franchise Record by Month

	OCT.	NOV.	DEC.	JAN.	FEB.	MAR.	APR.
2002-03	1-0	10-5	7-10	6-8	9-4	8-6	6-2
2003-04	2-0	9-6	9-6	6-9	6-6	5-11	4-3
2004-05	-	1-12	1-14	6-10	3-9	5-9	2-10
2005-06	-	7-7	5-10	10-5	9-4	3-11	4-7
2006-07	-	8-7	4-11	7-8	9-4	5-10	6-3
2007-08	1-0	10-6	9-5	12-2	7-5	11-4	6-4
2008-09	2-0	7-6	10-3	9-7	7-6	11-5	3-6
2009-10	1-1	6-9	7-6	12-5	5-8	4-12	2-4
2010-11	3-0	9-5	7-9	12-4	4-8	8-6	3-4
2011-12	-	-	2-1	2-16	4-10	5-12	8-6
2012-13	0-1	4-9	3-13	8-8	5-8	6-9	1-7
2013-14	0-1	7-7	7-7	5-11	4-9	9-7	2-6
2014-15	1-0	6-8	9-8	9-6	6-5	8-7	6-3
2015-16	0-3	4-10	6-9	8-6	5-7	5-12	2-5
2016-17	0-3	7-3	7-9	5-9	4-7	10-6	1-5
2017-18	3-4	8-6	7-8	9-5	8-3	8-6	5-1
2018-19	4-3	7-9	6-9	6-8	4-7	5-10	1-3
Totals	18-16	110-121	106-138	129-127	99-110	116-125	62-79

Franchise Record by Day of The Week

	SUN	MON	TUE	WED	THU	FRI	SAT
2002-03	4-5	4-5	4-5	14-6	1-1	15-5	5-8
2003-04	1-3	1-8	4-8	16-3	2-4	8-7	9-8
2004-05	0-10	2-10	2-7	4-18	0-0	6-10	4-9
2005-06	3-4	5-8	2-7	12-10	0-2	7-7	9-6
2006-07	2-2	4-3	7-10	10-6	1-3	8-10	7-9
2007-08	6-2	5-6	5-1	17-7	0-0	13-7	10-3
2008-09	7-1	5-6	6-1	12-9	3-1	9-10	7-5
2009-10	3-7	7-7	2-3	12-11	1-1	7-10	5-6
2010-11	5-8	3-10	2-2	15-8	1-0	13-4	7-4
2011-12	1-4	4-10	1-2	6-11	2-5	4-6	3-7
2012-13	5-5	6-2	1-9	6-19	0-0	5-14	3-6
2013-14	4-4	6-7	2-6	7-14	0-0	11-8	4-9
2014-15	6-4	5-8	10-2	7-8	1-2	11-7	4-6
2015-16	5-2	3-8	2-8	6-11	4-5	6-8	4-10
2016-17	4-7	6-5	5-7	7-9	3-3	7-9	2-8
2017-18	7-3	6-4	5-4	12-6	2-2	8-9	8-6
2018-19	3-5	8-7	2-4	7-13	1-3	6-9	6-8
Totals	69-76	79-114	62-86	170-169	22-32	144-140	97-118

WON'T BOW DOWN

MISCELLANEOUS RECORDS

Franchise Record by Division/Conference

	Atlantic	Central	Southeast	East	Midwest	Pacific	NW	SW	West
2002-03	15-11	17-11	-	32-22	7-7	8-6	-	-	15-13
2003-04	16-10	14-14	-	30-24	4-10	7-7	-	-	11-17
2004-05	2-8	3-7	3-7	8-22	-	4-14	4-14	2-14	10-42
2005-06	5-5	2-8	6-4	13-17	-	8-10	10-8	7-9	25-27
2006-07	5-5	5-5	6-4	16-14	-	8-10	9-9	6-10	23-29
2007-08	8-2	7-3	7-3	22-8	-	13-5	11-7	10-6	34-18
2008-09	6-4	7-3	6-4	19-11	-	11-7	10-8	9-7	30-22
2009-10	2-8	4-6	5-5	11-19	-	11-7	8-10	7-9	26-26
2010-11	4-6	6-4	9-1	19-11	-	9-9	9-9	9-7	27-25
2011-12	3-2	2-5	2-4	7-11	-	5-12	6-11	3-11	14-34
2012-13	3-7	5-5	4-6	12-18	-	5-13	5-13	5-11	15-37
2013-14	6-4	8-2	5-5	19-11	-	4-14	7-11	4-12	15-37
2014-15	6-4	5-5	5-5	16-14	-	11-7	10-8	8-8	29-23
2015-16	4-6	4-6	2-8	10-20	-	8-10	8-10	4-12	20-32
2016-17	5-5	4-6	5-5	14-16	-	7-11	7-11	6-10	20-32
2017-18	6-4	9-1	6-4	21-9	-	12-6	6-12	9-7	27-25
2018-19	3-7	5-5	2-8	10-20	-	8-10	7-11	8-8	23-29
Totals	99-98	106-96	73-73	277-267	11-17	139-158	117-152	97-141	364-468

NW - Northwest

SW - Southwest

Games Played

2018-19	Julius Randle	73
2017-18	Miller/Moore	82
2016-17	Solomon Hill	80
2015-16	Dante Cunningham	80
2014-15	Tyreke Evans	79
2013-14	Al-Farouq Aminu	80
2012-13	Robin Lopez	82
2011-12	Aminu/Belinelli/Vasquez	66
2010-11	Belinelli/Paul	80
2009-10	Emeka Okafor	82
2008-09	Rasual Butler	82
2007-08	Pargo/Paul	80
2006-07	Jannero Pargo	82
2005-06	Rasual Butler	79
2004-05	PJ Brown	82
2003-04	Jamaal Magloire	82
2002-03	Magloire/Mashburn	82

Total Points

2018-19	Julius Randle	1,565
2017-18	Anthony Davis	2,101
2016-17	Anthony Davis	2,099
2015-16	Anthony Davis	1,481
2014-15	Anthony Davis	1,656
2013-14	Anthony Davis	1,394
2012-13	Ryan Anderson	1,309
2011-12	Marco Belinelli	780
2010-11	David West	1,322
2009-10	David West	1,541
2008-09	Chris Paul	1,781
2007-08	Chris Paul	1,684
2006-07	Chris Paul	1,104
2005-06	David West	1,262
2004-05	Lee Nailon	963
2003-04	Baron Davis	1,552
2002-03	Jamal Mashburn	1,772

Scoring Average (min. 30 games played)

2018-19	Anthony Davis	25.9
2017-18	Anthony Davis	28.1
2016-17	Anthony Davis	28.0
2015-16	Anthony Davis	24.3
2014-15	Anthony Davis	24.4
2013-14	Anthony Davis	20.8
2012-13	Eric Gordon	17.0
2011-12	Jarrett Jack	15.6
2010-11	David West	18.9
2009-10	David West	19.0
2008-09	Chris Paul	22.8
2007-08	Chris Paul	21.1
2006-07	David West	18.3
2005-06	David West	17.1
2004-05	Lee Nailon	14.2
2003-04	Baron Davis	22.9
2002-03	Jamal Mashburn	21.6

Minutes Played

2018-19	Jrue Holiday	2,402
2017-18	Anthony Davis	2,727
2016-17	Anthony Davis	2,708
2015-16	Anthony Davis	2,164
2014-15	Tyreke Evans	2,690
2013-14	Anthony Davis	2,358
2012-13	Greivis Vasquez	2,685
2011-12	Marco Belinelli	1,966
2010-11	Chris Paul	2,880
2009-10	David West	2,949
2008-09	Chris Paul	3,002
2007-08	Chris Paul	3,006
2006-07	Desmond Mason	2,575
2005-06	Chris Paul	2,808
2004-05	PJ Brown	2,817
2003-04	Jamaal Magloire	2,777
2002-03	Jamal Mashburn	3,321

Field Goals Made

2018-19	Julius Randle	571
2017-18	Anthony Davis	780
2016-17	Anthony Davis	770
2015-16	Anthony Davis	560
2014-15	Anthony Davis	642
2013-14	Anthony Davis	522
2012-13	Ryan Anderson	472
2011-12	Marco Belinelli	286
2010-11	David West	528
2009-10	David West	619
2008-09	Chris Paul	631
2007-08	Chris Paul	630
2006-07	Desmond Mason	407
2005-06	David West	530
2004-05	Lee Nailon	415
2003-04	Baron Davis	554
2002-03	Jamal Mashburn	670

Field Goals Attempted

2018-19	Jrue Holiday	1,159
2017-18	Anthony Davis	1,462
2016-17	Anthony Davis	1,526
2015-16	Anthony Davis	1,136
2014-15	Anthony Davis	1,199
2013-14	Anthony Davis	1,005
2012-13	Ryan Anderson	1,115
2011-12	Marco Belinelli	686
2010-11	David West	1,040
2009-10	David West	1,226
2008-09	David West	1,292
2007-08	David West	1,305
2006-07	Desmond Mason	900
2005-06	David West	1,056
2004-05	Lee Nailon	869
2003-04	Baron Davis	1,402
2002-03	Jamal Mashburn	1,586

MISCELLANEOUS RECORDS

Year-by-Year NBA Statistical Rankings

YEAR	PTS	DEF	FG%	FT%	REB	AST	STL	TO	BS
2002-03	19	5	23	11	8	11	13	T16	18
2003-04	17	11	27	17	9	14	9	17	24
2004-05	30	10	30	13	25	17	25	21	27
2005-06	25	12	26	10	22	26	7	4	24
2006-07	25	10	26	21	6	27	29	8	21
2007-08	9	5	8	11	16	13	8	3	28
2008-09	26	5	16	4	26	28	16	27	26
2009-10	17	21	13	7	25	8	9	9	30
2010-11	27	5	18	15	T24	T21	9	3	20
2011-12	29	8	13	15	24	16	21	27	21
2012-13	25	14	15	8	17	23	30	12	11
2013-14	18	T16	12	11	22	19	12	6	1
2014-15	16	19	10	17	16	11	25	6	1
2015-16	13	26	19	13	22	17	16	8	23
2016-17	T18	9	20	22	13	12	16	5	5
2017-18	3	13	2	15	10	3	8	22	3
2018-19	3	23	6	18	5	3	18	24	7

2002-2004 (29 teams in NBA), 2004-present (30 teams)

Field Goal Percentage (Minimum 250 FGA)

2018-19	Cheick Diallo	(168-271)	.620
2017-18	Anthony Davis	(780-1,462)	.534
2016-17	Anthony Davis	(770-1,526)	.505
2015-16	Alonzo Gee	(132-255)	.518
2014-15	Alexis Ajinca	(181-329)	.550
2013-14	Anthony Davis	(522-1005)	.519
2012-13	Robin Lopez	(384-719)	.534
2011-12	Gustavo Ayon	(140-261)	.536
2010-11	Emeka Okafor	(300-524)	.573
2009-10	Emeka Okafor	(348-656)	.530
2008-09	Tyson Chandler	(160-283)	.565
2007-08	Tyson Chandler	(377-605)	.623
2006-07	Tyson Chandler	(292-468)	.624
2005-06	David West	(530-1036)	.512
2004-05	Chris Andersen	(191-358)	.534
2003-04	Robert Traylor	(145-287)	.505
2002-03	PJ Brown	(319-601)	.531

Free Throws Made

2018-19	Julius Randle	356
2017-18	Anthony Davis	495
2016-17	Anthony Davis	519
2015-16	Anthony Davis	326
2014-15	Anthony Davis	371
2013-14	Anthony Davis	348
2012-13	Eric Gordon	187
2011-12	Carl Landry	147
2010-11	Chris Paul	337
2009-10	David West	296
2008-09	Chris Paul	455
2007-08	Chris Paul	332
2006-07	Chris Paul	292
2005-06	Chris Paul	394
2004-05	PJ Brown	210
2003-04	Jamaal Magloire	353
2002-03	Jamal Mashburn	313

Free Throws Attempted

2018-19	Julius Randle	487
2017-18	Anthony Davis	598
2016-17	Anthony Davis	647
2015-16	Anthony Davis	430
2014-15	Anthony Davis	461
2013-14	Anthony Davis	440
2012-13	Anthony Davis	225
2011-12	Carl Landry	184
2010-11	Chris Paul	384
2009-10	David West	342
2008-09	Chris Paul	524
2007-08	Chris Paul	390
2006-07	Chris Paul	357
2005-06	Chris Paul	465
2004-05	PJ Brown	243
2003-04	Jamaal Magloire	470
2002-03	Jamal Mashburn	369

MISCELLANEOUS RECORDS

CAREER LEADERS

Seasons

1. David West	8
2. Anthony Davis	7
2. JRUE HOLIDAY	6
Chris Paul	6
3. Eric Gordon	5
Peja Stojakovic	5

Games Played

1. David West	530
2. Anthony Davis	466
3. Chris Paul	425
4. JRUE HOLIDAY	354
5. PJ Brown	315

Games Started

1. David West	438
2. Anthony Davis	461
3. Chris Paul	425
4. PJ Brown	309
5. JRUE HOLIDAY	303

Minutes Played

1. David West	17,160
2. Anthony Davis	16,108
3. Chris Paul	15,761
4. JRUE HOLIDAY	11,796
5. PJ Brown	10,559

Total Points

1. Anthony Davis	11,059
2. David West	8,690
3. Chris Paul	7,936
4. JRUE HOLIDAY	6,154
5. Ryan Anderson	3,702

Average Points

(min. 82 games)	
1. Anthony Davis	23.7
2. Jamal Mashburn	21.5
3. Baron Davis	20.2
4. Chris Paul	18.7
5. JRUE HOLIDAY	17.4

Field Goals Made

1. Anthony Davis	4,153
2. David West	3,476
3. Chris Paul	2,793
4. JRUE HOLIDAY	2,418
5. Ryan Anderson	1,315

Field Goals Attempted

1. Anthony Davis	8,030
2. David West	7,091
3. Chris Paul	5,929
4. JRUE HOLIDAY	5,219
5. Ryan Anderson	3,127

Field Goal Percentage

(min. 1000 FGA)	
1. Tyson Chandler	.611
2. Emeka Okafor	.544
3. Anthony Davis	.517
4. David West	.490
5. Jason Smith	.481

3-Point Field Goals Made

1. Peja Stojakovic	553
2. Ryan Anderson	533
3. JRUE HOLIDAY	506
4. Eric Gordon	421
5. Rasual Butler	410

3-Point Field Goal Attempted

1. JRUE HOLIDAY	1,471
2. Ryan Anderson	1,438
3. Peja Stojakovic	1,369
4. Rasual Butler	1,097
5. Eric Gordon	1,080

3-Point Field Goal Percentage

(min. 200 3PA)	
1. Luke Babbitt	.436
2. Quincy Pondexter	.416
3. Peja Stojakovic	.404
4. Marco Belinelli	.396
5. Eric Gordon	.390

Free Throws Made

1. Anthony Davis	2,572
2. Chris Paul	1,971
3. David West	1,704
4. JRUE HOLIDAY	812
5. PJ Brown	701

Free Throws Attempted

1. Anthony Davis	3,234
2. Chris Paul	2,310
3. David West	2,030
4. JRUE HOLIDAY	1,032
5. Jamaal Magloire	915

Free Throw Percentage

(min. 125 FTA)	
1. Peja Stojakovic	.899
2. Ryan Anderson	.868
3. Jarrett Jack	.858
4. Chris Paul	.853
5. PJ Brown	.847

Offensive Rebounds

1. Anthony Davis	1,208
2. David West	1,110
3. PJ Brown	928
4. Tyson Chandler	805
5. Jamaal Magloire	607

Defensive Rebounds

1. Anthony Davis	3,698
2. David West	2,743
3. PJ Brown	1,747
4. Chris Paul	1,647
5. Tyson Chandler	1,420

Total Rebounds

1. Anthony Davis	4,2906
2. David West	3,853
3. PJ Brown	2,675
4. Tyson Chandler	2,225
5. Chris Paul	1,951

Average Rebounds

(min. 82 games)	
1. Tyson Chandler	11.3
2. Anthony Davis	10.5
3. Jamaal Magloire	9.5
4. Emeka Okafor	8.5
PJ Brown	8.5

Assists

1. Chris Paul	4,228
2. JRUE HOLIDAY	2,425
3. Tyreke Evans	1,139
4. Greivis Vasquez	1,063
5. David West	1,042

Average Assists

(min. 82 games)	
1. Chris Paul	9.9
2. Greivis Vasquez	7.4
3. Baron Davis	7.0
4. JRUE HOLIDAY	6.9
5. Tyreke Evans	5.6

Steals

1. Chris Paul	1,010
2. Anthony Davis	639
3. JRUE HOLIDAY	539
4. David West	396
5. Baron Davis	280

Turnovers

1. Chris Paul	1,065
2. David West	931
3. JRUE HOLIDAY	980
4. Anthony Davis	869
5. Tyreke Evans	533

Blocked Shots

1. Anthony Davis	1,121
2. David West	435
3. Emeka Okafor	305
4. Tyson Chandler	269
5. PJ Brown	253

MISCELLANEOUS RECORDS

Single Game

Most Points Scored By New Orleans In A Loss	140	at GSW (147)	16-Jan-19
Fewest Points Scored By New Orleans In A Victory	75	at SAC (71)	21-Nov-10
		at CHA (67)	16-Apr-12
Widest Margin In A New Orleans Victory	48	vs. MIN (139-91)	14-Nov-14
Widest Margin In A New Orleans Loss	45	at OKC (119-74)	27-Feb-13
Most Free Throws Missed	16	vs. MIA (16-32)	21-Nov-06
		vs. ORL (15-31)	28-Oct-14
Most Players Scoring In Double Figures	9	vs. PHX	16-Mar-19
Fewest Players Scoring In Double Figures	1	vs. PHI	7-Nov-12
		at PHI	12-Dec-10
		at OKC	27-Feb-13
Most Players Scoring 20 Or More Points	4	Done 11 times	

Single Season

Longest Winning Streak	10		9-Jan-11 thru 26-Jan-11
			10-Feb-18 thru 7-Mar-18
Longest Home Winning Streak	11		30-Oct-02 thru 6-Dec-02
Longest Road Winning Streak	8		19-Dec-07 thru 26-Jan-08
Longest Losing Streak	11		21-Nov-04 thru 14-Dec-04
Longest Home Losing Streak	9		3-Nov-04 thru 8-Dec-04
Longest Road Losing Streak	15		23-Nov-04 thru 7-Jan-05
Most Consecutive 100+ point games	9		24-Mar-17 thru 8-Apr-17
Most 30+ Point Games	36	Anthony Davis	2016-17
Most 20+ Point Games	59	Anthony Davis	2016-17
Most 10+ Point Games	79	Jamal Mashburn	2002-03
Most 10+ Point And 10+ Rebound Games	49	Anthony Davis	2016-17
Most Consecutive 20+ Point Games	18	Anthony Davis	10-Dec-18 thru 8-Feb-19
Most Consecutive 10+ Point Games	53	David West	15-Dec-07 thru 16-Apr-08
Most Times Led Or Shared Scoring Lead	61	Anthony Davis	2016-17

Career

Most Consecutive Games Played	175	Jamaal Magloire	30-Oct-02 thru 26-Nov-04
Most Consecutive Games Started	429	David West	1-Nov-05 thru 24-Mar-11
Most Consecutive 10+ Point Games	95	David West	15-Dec-07 thru 6-Feb-09

WON'T BOW DOWN

PLAYOFF RECORDS

2003 NBA Playoffs • First Round (2-4)

No.	Date	H/A	W/L	Opp	NOH/Opp	NOH Hi Scorer	NOH Hi Reb	Opp Hi Scorer	Opp Hi Reb	Attend
1	4/20	A	L	PHI	90-98	Mashburn 28	Brown 8	Iverson 55	Van Horn 10	19,711
2	4/23	A	L	PHI	85-90	Wesley 24	Magloire 7	Iverson 29	K. Thomas 16	20,229
3	4/26	H	W	PHI	99-85	Davis 28	Brown 12	Iverson 28	Van Horn 9	17,320
4	4/28	H	L	PHI	87-96	Davis 34	Brown 9	Iverson 22	K. Thomas 8	16,243
5	4/30	A	W	PHI	93-91	Mashburn 21	Magloire 12	Iverson 30	Thomas 14	19,403
6	5/2	H	L	PHI	103-107	Mashburn 36	Three with 8	Iverson 45	Van Horn 18	18,570

2004 NBA Playoffs • First Round (3-4)

No.	Date	H/A	W/L	Opp	NOH/Opp	NOH Hi Scorer	NOH Hi Reb	Opp Hi Scorer	Opp Hi Reb	Attend
1	4/18	A	L	MIA	79-81	Davis 17	Brown, Magloire 11	Wade 21	Odom 11	20,102
2	4/21	A	L	MIA	63-93	Davis 13	Magloire 10	E. Jones 19	Grant 11	20,189
3	4/24	H	W	MIA	77-71	Davis 21	Brown, Lynch 11	C. Butler 24	C. Butler 15	14,251
4	4/27	H	W	MIA	96-85	Davis 23	Brown, West 7	Odom 25	Grant 9	16,009
5	4/30	A	L	MIA	83-87	Davis 33	Brown 13	E. Jones 25	C. Butler 11	20,147
6	5/2	H	W	MIA	89-83	Brown, Lyn 16	Brown, Mag 9	Wade 27	Odom 11	17,297
7	5/4	A	L	MIA	77-85	Smith 25	Magloire 10	Butler 23	Three with 9	20,286

2008 NBA Playoffs • First Round (4-1)

No.	Date	H/A	W/L	Opp	NOH/Opp	NOH Hi Scorer	NOH Hi Reb	Opp Hi Scorer	Opp Hi Reb	Attend
1	4/19	H	W	DAL	104-92	Paul 35	Chandler 15	Nowitzki 31	Nowitzki 10	17,446
2	4/21	H	W	DAL	127-103	Paul 32	Chandler 11	Nowitzki 27	Bass 8	17,885
3	4/24	A	L	DAL	87-97	Pargo 30	Chandler 11	Nowitzki 21	Nowitzki 19	20,839
4	4/27	A	W	DAL	97-84	West 24	West 9	Nowitzki 22	Nowitzki 13	20,644
5	4/30	H	W	DAL	99-94	West 25	Chandler 14	Nowitzki 22	Nowitzki 13	18,620

2008 NBA Playoffs • Second Round (3-4)

No.	Date	H/A	W/L	Opp	NOH/Opp	NOH Hi Scorer	NOH Hi Reb	Opp Hi Scorer	Opp Hi Reb	Attend
1	5/3	H	W	SAS	104-82	West 30	Chandler 15	Parker 23	Ginobili/Oberto 6	18,040
2	5/5	H	W	SAS	102-84	Paul 30	Chandler 11	Duncan 18	Duncan 13	17,927
3	5/8	A	L	SAS	99-110	Paul 35	West 12	Parker/Ginobili 31	Duncan 13	18,797
4	5/11	A	L	SAS	80-100	Paul 23	Paul/Armstrong 6	Duncan 22	Duncan 15	18,797
5	5/13	H	W	SAS	101-79	West 38	West 14	Ginobili 20	Duncan 23	18,426
6	5/15	A	L	SAS	80-99	Paul 21	Five with 6	Ginobili 25	Duncan 15	18,797
7	5/19	H	L	SAS	82-91	West 20	Chandler 15	Ginobili 26	Duncan 14	18,235

2009 NBA Playoffs • First Round (1-4)

No.	Date	H/A	W/L	Opp	NOH/Opp	NOH Hi Scorer	NOH Hi Reb	Opp Hi Scorer	Opp Hi Reb	Attend
1	4/19	A	L	DEN	84-113	Paul 21	West 6	Billups 36	Hilario 14	19,536
2	4/22	A	L	DEN	93-108	West 21	Chandler 11	Billups 31	Hilario 8	19,623
3	4/25	H	W	DEN	95-93	Paul 32	West 9	Anthony 25	Martin 10	17,489
4	4/27	H	L	DEN	63-121	West 14	Posey 7	Anthony 26	Andersen 8	17,236
5	4/29	A	L	DEN	86-107	West 24	West 9	Anthony 34	Hilario/Martin/Anderson 7	19,623

2011 NBA Playoffs • First Round (2-4)

No.	Date	H/A	W/L	Opp	NOH/Opp	NOH Hi Scorer	NOH Hi Reb	Opp Hi Scorer	Opp Hi Reb	Attend
1	4/17	A	W	LAL	109-100	Paul 33	Ariza/Paul 7	Bryant 34	World Peace 11	18,997
2	4/20	A	L	LAL	78-87	Ariza 22	Gray 8	Bynum 17	Bynum 11	18,997
3	4/22	H	L	LAL	86-100	Landry 23	Ariza 12	Bryant 30	Bynum 11	18,340
4	4/24	H	W	LAL	93-88	Paul 27	Paul 13	Bryant 17	Bynum 9	18,083
5	4/26	A	L	LAL	90-106	Ariza 22	Gray 6	Bryant 19	Bynum 10	18,997
6	4/28	H	L	LAL	80-98	Landry 19	Paul 8	Bryant 24	Bynum 12	17,949

2015 NBA Playoffs • First Round (0-4)

No.	Date	H/A	W/L	Opp	NOP/Opp	NOP Hi Scorer	NOP Hi Reb	Opp Hi Scorer	Opp Hi Reb	Attend
1	4/18	A	L	GSW	99-106	Davis 35	Asik/Pondexter 9	Curry 34	Bogut 14	19,596
2	4/20	A	L	GSW	87-97	Davis 26	Asik 13	Thompson 26	Bogut 14	19,596
3	4/23	H	L	GSW	119-123*	Davis 29	Davis 15	Curry 40	Green 17	18,444
4	4/25	H	L	GSW	98-109	Davis 36	Davis 11	Curry 39	Green 10	18,443

* overtime

2018 NBA Playoffs • First Round (4-0)

No.	Date	H/A	W/L	Opp	NOP/Opp	NOP Hi Scorer	NOP Hi Reb	Opp Hi Scorer	Opp Hi Reb	Attend
1	4/14	A	W	POR	97-95	Davis 35	Davis 14	McCollum 19	Nurkic 11	19,882
2	4/17	A	W	POR	111-102	Holiday 33	Davis 12	McCollum 22	Aminu 15	20,066
3	4/19	H	W	POR	119-102	Mirotic 30	Davis 11	McCollum 22	Aminu/Davis 8	18,551
4	4/21	H	W	POR	131-123	Davis 47	Mirotic 11	McCollum 38	Nurkic 11	18,544

PLAYOFF RECORDS

2018 NBA Playoffs • Second Round (1-4)

No.	Date	H/A	W/L	Opp	NOP/Opp	NOP Hi Scorer	NOP Hi Reb	Opp Hi Scorer	Opp Hi Reb	Attend
1	4/28	A	L	GSW	101-123	Davis 21	Davis 10	Thompson 27	Green 15	19,596
2	5/1	A	L	GSW	116-121	Davis 15	Durant 29		Green 12	19,596
3	5/4	H	W	GSW	119-100	Davis 33	Davis 18	Thompson 26	Green 12	18,551
4	5/6	H	L	GSW	118-92	Davis 26	Durant 38		Durant/Green 9	18,513
5	5/8	A	L	GSW	104-113	Davis 34	Davis 19	Curry 28	Green 14	19,596

2018 Second Round vs. Golden State Warriors

Player	G	GS	MIN	FG	FGA	PCT	3PM	3PA	PCT	FT	FTA	PCT	OFF	DEF	TOT	AST	PF	DQ	STL	TO	BLK	PTS	AVG
Davis	5	5	203	57	119	.479	3	12	.250	22	26	.846	13	61	74	10	16	0	11	13	10	139	27.8
Holiday	5	5	199	42	89	.472	9	30	.300	9	13	.692	4	31	35	31	13	0	5	10	3	102	20.4
Moore	5	5	170	29	61	.475	7	17	.412	7	9	.778	2	6	8	9	12	0	2	8	1	72	14.4
Crawford	1	0	8	6	7	.857	2	3	.667	0	0	---	0	3	3	1	1	0	0	1	0	14	14.0
Mirotic	5	5	171	21	53	.396	10	25	.400	10	13	.769	7	41	48	9	14	1	3	8	2	62	12.4
Rondo	5	5	161	19	53	.358	5	12	.417	5	9	.556	7	31	38	57	10	0	10	19	1	48	9.6
Clark	5	0	110	19	49	.413	5	19	.263	4	4	1.000	2	5	7	5	10	0	5	4	1	47	9.4
Miller	5	0	88	8	20	.400	4	13	.308	4	4	1.000	1	9	10	9	6	0	3	4	0	24	4.8
Hill	5	0	56	6	18	.333	4	12	.333	0	0	---	3	5	8	5	8	0	0	3	1	16	3.2
Diallo	4	0	27	4	7	.571	0	0	---	0	0	---	2	3	5	0	6	0	1	1	0	8	2.0
Liggins	2	0	8	0	0	---	0	0	---	0	0	---	0	1	1	0	0	0	0	2	0	0	0.0
NOP	5	-	1200	211	473	.446	49	143	.343	61	78	.782	41	196	237	136	96	1	40	74	19	532	106.4
GSW	5	-	1200	216	468	.462	51	158	.323	92	115	.800	46	201	247	154	89	1	50	66	29	575	115.0

2018 First Round vs. Portland Trail Blazers

Player	G	GS	MIN	FG	FGA	PCT	3PM	3PA	PCT	FT	FTA	PCT	OFF	DEF	TOT	AST	PF	DQ	STL	TO	BLK	PTS	AVG
Davis	4	4	155	49	85	.576	3	10	.300	31	38	.816	11	36	47	5	14	0	7	10	11	132	33.0
Holiday	4	4	150	46	81	.568	7	20	.350	12	17	.706	5	11	16	26	9	0	5	13	2	111	27.8
Mirotic	4	4	149	28	49	.571	12	26	.462	5	6	.833	2	36	38	6	10	0	7	2	10	73	18.3
Rondo	4	4	141	19	39	.487	3	7	.429	4	5	.800	2	28	30	53	10	0	3	14	1	45	11.3
Moore	4	4	114	12	27	.444	2	8	.250	4	7	.571	4	11	15	6	8	0	4	3	0	30	7.5
Clark	4	0	80	9	20	.450	5	9	.556	0	0	---	0	3	3	6	10	0	3	5	1	23	5.8
Crawford	1	0	7	2	6	.333	1	5	.200	0	0	---	0	1	1	0	0	0	1	2	0	5	5.0
Miller	4	0	75	6	14	.429	5	11	.455	2	2	1.000	1	9	10	2	4	0	2	2	0	19	4.8
Hill	4	0	58	3	7	.429	2	4	.500	9	10	.900	3	6	9	2	9	0	1	3	0	17	4.3
Liggins	1	0	6	0	1	.000	0	0	---	1	2	.500	0	0	0	0	0	0	0	0	0	1	1.0
Diallo	3	0	21	1	5	.200	0	0	---	0	0	---	2	2	4	0	0	0	0	0	1	2	0.7
Okafor	1	0	4	0	1	.000	0	0	---	0	0	---	0	0	0	0	1	0	0	0	0	0	0.0
NOP	4	-	960	175	335	.522	40	100	.400	68	87	.782	30	143	173	106	78	0	33	56	26	458	114.5
POR	4	-	960	165	364	.453	43	129	.333	49	63	.778	45	129	174	76	82	1	33	58	15	422	105.5

2018 Both Rounds Combined

Player	G	GS	MIN	FG	FGA	PCT	3PM	3PA	PCT	FT	FTA	PCT	OFF	DEF	TOT	AST	PF	DQ	STL	TO	BLK	PTS	AVG
Davis	9	9	358	106	204	.520	6	22	.273	53	64	.828	24	97	121	15	30	0	18	23	21	271	30.1
Holiday	9	9	348	88	170	.518	16	50	.320	21	30	.700	9	42	51	57	22	0	10	23	5	213	23.7
Mirotic	9	9	320	49	102	.480	22	51	.431	15	19	.789	9	77	86	15	24	1	10	10	12	135	15.0
Moore	9	9	284	41	88	.466	9	25	.360	11	16	.688	6	17	23	15	20	0	6	11	1	102	11.3
Rondo	9	9	302	38	92	.413	8	19	.421	9	14	.643	9	59	68	110	20	0	13	33	2	93	10.3
Crawford	2	0	15	8	13	.615	3	8	.375	0	0	---	0	4	4	1	1	0	1	3	0	19	9.5
Clark	9	0	190	28	66	.424	10	28	.357	4	4	1.000	2	8	10	11	20	0	8	9	2	70	7.8
Miller	9	0	162	14	34	.412	9	24	.375	6	6	1.000	2	18	20	11	10	0	5	6	0	43	4.8
Hill	9	0	114	9	25	.360	6	16	.375	9	10	.900	6	11	17	7	17	0	1	6	1	33	3.7
Diallo	7	0	48	5	12	.417	0	0	---	0	0	---	4	5	9	0	9	0	1	1	1	10	1.4
Liggins	3	0	14	0	1	.000	0	0	---	1	2	.500	0	1	1	0	0	0	0	2	0	1	0.3
Okafor	1	0	4	0	1	.000	0	0	---	0	0	---	0	0	0	0	1	0	0	0	0	0	0.0
NOP	9	-	2160	386	808	.478	89	243	.366	129	165	.782	71	339	469	242	174	1	73	130	45	990	110.0
OPPONENTS	9	-	2160	381	832	.458	94	287	.328	171	178	.792	91	330	477	230	171	2	83	124	44	997	110.8

2015 First Round vs. Golden State Warriors

Player	G	GS	MIN	FG	FGA	PCT	3PM	3PA	PCT	FT	FTA	PCT	OFF	DEF	TOT	AST	PF	DQ	STL	TO	BLK	PTS	AVG
Davis	4	4	172	47	87	.540	0	2	.000	32	36	.889	9	35	44	8	12	-	5	13	12	126	31.5
Gordon	4	4	143	28	64	.444	13	32	.406	5	6	.833	2	7	9	15	11	-	2	10	2	74	18.5
Anderson	4	0	95	16	36	.444	5	12	.417	6	6	1.000	7	10	17	9	12	-	---	4	2	43	10.8
Evans	4	4	125	14	43	.326	2	11	.182	10	17	.588	3	17	20	20	10	-	5	6	1	40	10.0
Cole	4	0	106	15	36	.417	3	14	.214	2	3	.667	1	6	7	7	15	-	---	8	1	35	8.8
Pondexter	4	4	124	10	28	.357	3	10	.300	6	7	.857	3	17	20	12	13	-	7	1	---	29	7.3
Holiday	3	0	55	7	19	.368	1	4	.250	4	4	1.000	2	1	3	13	3	-	2	5	1	19	6.3
Cunningham	4	0	75	9	11	.818	---	---	---	3	3	1.000	4	14	18	2	7	-	3	---	4	21	5.3
Ajinca	3	0	10	4	4	1.000	---	---	---	---	---	---	---	1	1	1	2	-	1	---	---	8	2.7
Asik	4	4	79	2	10	.200	---	---	---	4	7	.571	12	17	29	6	10	-	5	5	---	8	2.0
NOP	4	-	985	152	338	.450	27	85	.318	72	89	.809	44	125	169	93	95	0	30	52	23	403	100.8
GSW	4	-	985	157	350	.449	47	124	.379	74	106	.698	56	130	186	103	79	1	29	48	25	435	108.8

PLAYOFF RECORDS

2011 First Round vs. Los Angeles Lakers

Player	G	GS	MIN	FG	FGA	PCT	3PM	3PA	PCT	FT	FTA	PCT	OFF	DEF	TOT	AST	PF	DQ	STL	TO	BLK	PTS	AVG
Paul	6	6	250	42	77	.545	9	19	.474	39	49	.796	3	37	40	69	11	0	11	22	0	132	22.0
Landry	6	6	213	31	68	.456	0	0	---	33	36	.917	11	19	30	6	25	1	4	12	3	95	15.8
Ariza	6	6	241	35	85	.412	7	21	.333	16	22	.727	7	32	39	20	16	0	8	17	3	93	15.5
Belinelli	6	6	173	23	63	.365	8	26	.308	4	4	1.000	0	5	5	4	12	0	5	4	0	58	9.7
Okafor	6	6	188	20	31	.645	0	0	---	4	11	.364	17	16	33	0	28	1	6	12	6	44	7.3
Jack	6	0	111	12	34	.353	0	5	.000	11	16	.688	1	14	15	13	4	0	1	8	1	35	5.8
Green	6	0	84	14	36	.389	2	9	.222	4	7	.571	1	4	5	4	14	0	2	3	0	34	5.7
Gray	6	0	87	9	13	.692	0	0	---	3	8	.375	3	18	21	2	13	0	2	5	2	21	3.5
Smith	6	0	58	7	15	.467	0	0	---	0	0	---	1	6	7	1	11	0	2	0	0	14	2.3
Ewing Jr.	2	0	2	1	1	1.000	1	1	1.000	0	0	0.00	0	0	0	0	0	0	0	0	3	1.5	
Mbenga	5	0	26	2	2	1.000	0	0	---	1	2	.500	2	3	5	1	7	0	2	1	3	5	1.0
Pondexter	3	0	9	1	6	.167	0	3	.000	0	0	---	0	1	1	1	1	0	0	0	0	2	0.7
NOH	6	-	1440	197	431	.457	27	84	.321	115	155	.742	46	155	254	121	142	2	43	77	18	536	89.3
LAL	6	-	1440	207	447	.463	33	90	.367	132	165	.800	74	171	293	115	127	1	35	77	35	597	96.5

2009 First Round vs. Denver Nuggets

Player	G	GS	MIN	FG	FGA	PCT	3PM	3PA	PCT	FT	FTA	PCT	OFF	DEF	TOT	AST	PF	DQ	STL	TO	BLK	PTS	AVG
West	5	5	178	32	80	.400	0	0	---	26	29	.897	5	32	37	6	19	1	5	14	2	90	18.0
Paul	5	5	201	30	73	.411	5	16	.313	18	21	.857	4	18	22	52	8	0	8	24	0	83	16.6
Posey	5	0	123	15	40	.375	5	19	.263	22	26	.846	5	26	31	3	12	0	3	10	0	57	11.4
Stojakovic	5	5	162	18	49	.367	8	26	.308	12	13	.923	4	10	14	2	17	0	4	6	1	56	11.2
Butler	5	5	158	17	37	.459	10	19	.526	9	9	1.000	3	12	15	1	14	0	1	6	4	53	10.6
Armstrong	4	1	53	6	13	.462	0	0	---	3	10	.300	3	5	8	1	15	1	4	6	1	15	3.8
Chandler	4	4	94	6	12	.500	0	0	---	3	6	.500	8	13	21	2	17	1	2	8	1	15	3.8
Marks	5	0	80	6	13	.462	0	1	.000	4	5	.800	10	10	20	0	9	0	3	2	2	16	3.2
Peterson	2	0	21	1	5	.200	1	3	.333	3	4	.750	1	2	3	1	3	0	1	0	0	6	3.0
Daniels	5	0	64	2	13	.154	1	4	.250	9	11	.818	1	2	3	9	1	0	2	5	1	14	2.8
Brown	3	0	33	3	8	.375	0	4	.000	2	2	1.000	2	3	5	0	2	0	0	3	0	8	2.7
Wright	4	0	32	3	7	.429	0	0	---	2	4	.500	0	6	6	2	6	0	0	1	1	8	2.0
Bowen	1	0	2	0	1	.000	0	0	---	0	0	---	0	0	0	0	1	0	0	0	0	0	0.0
NOH	5	-	1200	139	351	.396	30	92	.326	113	140	.807	46	139	185	79	124	3	33	92	13	421	84.2
DEN	5	-	1200	191	383	.499	49	101	.485	111	146	.760	50	159	209	125	124	2	47	63	26	542	108.4

2008 First Round vs. Dallas Mavericks

Player	G	GS	MIN	FG	FGA	PCT	3PM	3PA	PCT	FT	FTA	PCT	OFF	DEF	TOT	AST	PF	DQ	STL	TO	BLK	PTS	AVG
Paul	5	5	202	45	90	.500	3	11	.273	30	37	.811	4	24	28	60	17	0	10	6	2	123	24.6
West	5	5	203	45	93	.484	1	1	1.000	22	23	.957	10	27	37	17	16	0	3	3	8	113	22.6
Stojakovic	5	5	184	25	60	.417	17	28	.607	12	15	.923	1	27	28	4	10	0	2	4	1	79	15.8
Pargo	5	0	133	28	55	.509	9	20	.450	8	15	.533	0	12	12	12	8	0	5	9	0	73	14.6
Chandler	5	5	175	17	33	.515	0	0	---	2	2	1.000	23	33	56	1	19	0	1	6	7	36	7.2
Peterson	5	5	95	15	26	.577	4	11	.364	2	2	1.000	2	8	10	1	11	0	0	0	2	36	7.2
Wright	5	0	57	9	17	.529	0	3	.000	3	4	.750	2	4	6	2	6	0	5	2	1	21	4.2
Wells	5	0	83	10	24	.417	0	0	---	0	4	.000	2	10	12	6	12	0	3	3	2	20	4.0
Armstrong	5	0	55	4	8	.500	0	0	---	3	6	.500	6	6	12	0	12	0	0	4	5	11	2.2
Bowen	3	0	12	0	2	.000	0	0	---	2	2	1.000	0	4	4	1	1	0	1	0	0	2	0.7
NOH	5	-	1200	198	408	.485	34	74	.459	84	108	.778	50	155	205	104	112	0	30	42	28	514	102.8
DAL	5	-	1200	158	394	.401	36	104	.346	118	150	.787	72	154	226	97	103	0	20	58	20	470	94.0

2008 Second Round vs. San Antonio Spurs

Player	G	GS	MIN	FG	FGA	PCT	3PM	3PA	PCT	FT	FTA	PCT	OFF	DEF	TOT	AST	PF	DQ	STL	TO	BLK	PTS	AVG
Paul	7	7	284	66	131	.504	2	10	.200	32	42	.762	12	19	31	75	26	1	18	16	0	166	23.7
West	7	7	282	57	126	.452	0	1	.000	27	32	.844	11	54	65	17	16	0	10	18	15	141	20.1
Stojakovic	7	7	271	33	73	.452	11	23	.478	13	14	.929	5	32	37	2	9	0	4	4	0	90	12.9
Chandler	7	7	236	26	35	.743	0	0	---	8	14	.571	22	45	67	4	24	0	4	4	13	60	8.6
Peterson	7	7	182	18	42	.429	12	23	.522	2	4	.500	1	20	21	6	18	0	6	5	1	50	7.1
Pargo	7	0	132	17	61	.279	6	23	.261	9	9	1.000	5	13	18	15	14	0	7	2	2	49	7.0
Wright	6	0	74	11	27	.407	2	6	.333	2	2	1.000	4	8	12	3	2	0	5	3	0	26	4.3
Wells	7	0	87	12	33	.364	0	2	.000	0	2	.000	2	17	19	2	14	0	1	3	1	24	3.4
Armstrong	3	0	17	4	5	.800	0	0	---	2	4	.500	3	5	8	0	0	0	0	0	1	10	3.3
James	4	0	28	4	12	.333	2	5	.400	2	2	1.000	0	1	1	1	0	0	2	1	0	12	3.0
Ely	7	0	59	4	15	.267	0	0	---	7	10	.700	5	6	11	1	13	0	0	4	0	15	2.1
Bowen	6	0	28	1	4	.250	0	1	.000	0	0	---	3	7	10	1	0	0	0	1	0	2	0.3
NOH	7	-	1680	253	564	.449	35	94	.372	104	135	.770	73	227	300	127	136	1	57	64	33	645	92.1
SAS	7	-	1680	237	535	.443	71	181	.392	100	138	.725	68	231	299	165	145	0	30	90	28	645	92.1

WON'T BOW DOWN

PLAYOFF RECORDS

2008 Both Rounds Combined

Player	G	GS	MIN	FG	FGA	PCT	3PM	3PA	PCT	FT	FTA	PCT	OFF	DEF	TOT	AST	PF	DQ	STL	TO	BLK	PTS	AVG
Paul	12	12	486	111	221	.502	5	21	.238	62	79	.785	16	43	59	135	43	1	28	22	2	289	24.1
West	12	12	485	102	219	.466	1	2	.500	49	55	.891	21	81	102	34	32	0	13	21	23	254	21.2
Stojakovic	12	12	455	58	133	.436	28	51	.549	25	27	.926	6	59	65	6	19	0	6	8	1	169	14.1
Pargo	12	0	265	45	116	.388	15	43	.349	17	24	.708	5	25	30	27	22	0	12	11	2	122	10.2
Chandler	12	12	412	43	68	.632	0	0	---	10	16	.625	45	78	123	5	43	0	5	10	20	96	8.0
Peterson	12	12	277	33	68	.485	16	34	.471	4	6	.667	3	28	31	7	29	0	6	5	3	86	7.2
Wright	11	0	131	20	44	.455	2	9	.222	5	6	.833	6	12	18	5	8	0	10	5	1	47	4.3
Wells	12	0	170	22	57	.386	0	2	.000	0	6	.000	4	27	31	8	26	0	4	6	3	44	3.7
James	4	0	28	4	12	.333	2	5	.400	2	2	1.000	0	1	1	1	0	0	2	1	0	12	3.0
Armstrong	8	0	72	8	13	.615	0	0	---	5	10	.500	9	11	20	0	12	0	0	4	6	21	2.6
Ely	7	0	59	4	15	.267	0	0	---	7	10	.700	5	6	11	1	13	0	0	4	0	5	2.1
Bowen	9	0	39	1	6	.167	0	1	.000	2	2	1.000	3	11	14	2	1	0	1	1	0	4	0.4
NOH	12	-	2880	451	972	.464	69	168	.411	188	243	.774	123	382	505	231	248	1	87	106	61	1159	96.6
OPPONENTS	12	-	2880	395	929	.425	107	285	.375	218	288	.757	140	385	525	262	248	0	50	148	48	1115	92.9

2004 First Round vs. Miami Heat

Player	G	GS	MIN	FG	FGA	PCT	3PM	3PA	PCT	FT	FTA	PCT	OFF	DEF	TOT	AST	PF	DQ	STL	TO	BLK	PTS	AVG
Davis	7	7	260	43	114	.377	16	49	.327	25	33	.758	6	23	29	49	21	0	11	19	5	127	18.1
Lynch	7	7	147	25	57	.439	3	12	.250	5	8	.625	13	24	37	12	15	0	3	7	3	58	8.3
Augmon	7	0	168	18	48	.375	0	1	.000	16	18	.889	4	15	19	7	13	0	6	13	1	52	7.4
Smith	5	0	46	12	26	.462	6	11	.545	2	3	.667	2	6	8	1	5	0	0	3	0	32	6.4
West	7	0	111	15	28	.536	0	0	---	11	13	.846	8	22	30	8	10	0	2	7	4	41	5.9
Armstrong	7	0	150	8	34	.235	5	25	.200	3	3	1.000	6	9	15	16	10	0	6	13	0	24	3.4
Traylor	4	0	40	4	9	.444	0	0	---	2	3	.667	1	9	10	1	8	0	3	2	1	10	2.5
Williams	3	0	18	2	5	.400	0	1	.000	3	4	.750	0	0	0	4	5	0	1	4	0	7	2.3
Carter	1	0	2	0	1	.000	0	0	---	0	0	---	0	0	0	0	0	0	0	0	0	0	0.0
NOH	7	--	1680	205	534	.384	41	130	.315	113	145	.779	86	210	296	135	146	1	43	120	32	564	80.6
MIA	7	--	1680	213	527	.404	29	110	.255	131	178	.736	84	216	300	114	164	1	57	106	28	585	83.6

2003 First Round vs. Philadelphia 76ers

Player	G	GS	MIN	FG	FGA	PCT	3PM	3PA	PCT	FT	FTA	PCT	OFF	DEF	TOT	AST	PF	DQ	STL	TO	BLK	PTS	AVG
Mashburn	4	4	162	34	79	.430	6	15	.400	25	35	.714	0	14	14	21	4	0	4	10	1	99	24.8
Davis	5	5	194	37	83	.446	12	35	.343	16	22	.727	4	14	18	42	20	0	7	15	2	102	20.4
Wesley	6	6	185	29	72	.403	14	34	.412	7	7	1.00	1	6	7	13	23	1	5	15	1	79	13.2
Magloire	6	6	188	22	49	.449	0	0	---	25	33	.758	17	33	50	2	15	0	4	9	6	69	11.5
Brown	6	6	193	21	44	.477	0	0	---	19	25	.760	20	26	46	6	22	0	7	5	3	61	10.2
Lynch	6	3	163	18	42	.429	5	18	.278	1	4	.250	10	27	37	10	14	0	6	8	5	42	7.0
Moiso	4	0	60	10	16	.625	0	0	---	3	4	.750	8	8	16	5	9	0	0	4	7	23	5.8
Augmon	4	0	69	5	15	.333	0	0	---	7	8	.875	1	9	10	3	8	0	3	3	0	17	4.3
Pack	4	0	42	6	13	.462	0	0	---	3	3	1.00	0	1	1	4	9	0	0	1	0	15	3.8
Alexander	5	0	39	7	16	.438	1	1	1.00	3	4	.750	2	2	4	1	6	0	2	1	0	18	3.6
Traylor	6	0	94	10	22	.455	0	0	---	1	4	.250	11	19	30	4	17	0	3	6	5	21	3.5
Anderson	5	0	51	4	12	.333	0	0	---	3	3	1.00	0	2	2	9	6	0	3	4	0	11	2.2
NOH	6	--	1440	203	463	.438	38	103	.369	113	152	.743	74	161	235	120	153	1	44	88	30	557	92.8
PHI	6	--	1440	201	454	.443	26	74	.351	139	170	.818	74	161	235	118	137	1	47	86	14	567	94.5

WON'T BOW DOWN

PLAYOFF RECORDS

Franchise - Team Highs and Lows

	HIGHS		LOWS	
Total Points	131	vs. Portland	63	Twice (vs. DEN, 27-Apr-09)
Field Goals Made	48	3 times (vs. GSW, 4-May-18)	17	vs. Denver
Field Goals Attempted	105	at Golden State	54	vs. Denver
Field Goal Percentage	.608	vs. Dallas	.244	at Miami
Three-PT. Field Goals Made	14	vs. Golden State	2	4 times (vs. LAL, 22-Apr-11)
Three-PT. Field Goals Attempted	37	at Golden State	9	at San Antonio
Free Throws Made	32	vs. Portland	7	at Golden State
Free Throws Attempted	40	at Philadelphia	9	at Golden State
Free Throw Percentage	1.000	at Dallas	.609	vs. Philadelphia
Offensive Rebs	21	vs. Philadelphia	3	at Los Angeles Lakers
Defensive Rebs	44	vs. Golden State	22	at Los Angeles Lakers
Total Rebs	54	vs. Golden State	25	at Los Angeles Lakers
Assists	36	vs. Golden State	10	vs. Denver
Steals	16	vs. Portland	1	at Denver
Turnovers	27	vs. Denver	3	at Los Angeles Lakers
Blocked Shots	12	vs. Portland	1	Twice (at LAL, 17-Apr-11)
1st Quarter Points	39	vs. Dallas	13	at Golden State
2nd Quarter Points	33	at San Antonio	14	at Miami
3rd Quarter Points	42	vs. Portland	10	at Miami
4th Quarter Points	36	at Los Angeles Lakers	13	vs. Denver
1st Half Points	67	vs. Dallas	31	at Miami
2nd Half Points	73	vs. Portland	24	vs. Denver
2nd Half w/ OT Points	56	vs. Golden State		
Overtime Points	11	vs. Golden State		

*If done multiple times, most recently in parenthesis

Opponents - Team Highs and Lows

	HIGHS		LOWS	
Total Points	123	Twice (at GSW, 28-Apr-18)	71	vs. Miami
Field Goals Made	50	vs. Portland	25	vs. Miami
Field Goals Attempted	99	at Golden State	70	3 times (vs. DAL, 22-Apr-08)
Field Goal Percentage	.566	vs. Denver	.329	vs. Miami
Three-PT. Field Goals Made	13	at Golden State	2	4 times (at MIA, 4-May-04)
Three-PT. Field Goals Attempted	40	at Golden State	6	at Philadelphia
Free Throws Made	33	vs. Dallas	8	at Portland
Free Throws Attempted	39	vs. Dallas	10	at Portland
Free Throw Percentage	.962	vs. Los Angeles Lakers	.571	vs. San Antonio
Offensive Rebs	17	Twice (vs. DAL, 19-Apr-08)	6	Twice (at DEN, 29-Apr-09)
Defensive Rebs	44	at Golden State	23	Twice (vs. LAL, 24-Apr-11)
Total Rebs	58	at Golden State	32	Twice (vs. LAL, 24-Apr-11)
Assists	36	at Golden State	12	Twice (at DAL, 27-Apr-08)
Steals	15	vs. Denver	1	Twice (at LAL, 17-Apr-11)
Turnovers	24	vs. Portland	6	at Denver
Blocked Shots	10	at Golden State	1	3 times (vs. PHI, 26-Apr-03)
1st Quarter Points	37	vs. Golden State	14	3 times (vs. MIA, 2-May-04)
2nd Quarter Points	41	at Golden State	14	at Dallas
3rd Quarter Points	36	at Golden State	11	vs. San Antonio
4th Quarter Points	36	Twice (vs. POR, 21-Apr-18)	14	Twice (vs. MIA, 27-Apr-04)
1st Half Points	76	at Golden State	29	vs. Miami
2nd Half Points	67	vs. Portland	32	vs. San Antonio
2nd Half w/OT Points	71	vs. Golden State		
Overtime Points	15	vs. Golden State		

PLAYOFF RECORDS

Franchise - Individual Highs

Total Points	47	Anthony Davis	vs. Portland	21-Apr-18
Minutes	48	Chris Paul	vs. San Antonio	19-May-08
Field Goals Made	16	David West	vs. San Antonio	13-May-08
Field Goals Attempted	27	Twice; most recently: Anthony Davis	vs. Golden State	4-May-18
Three-Point Field Goals Made	5	Six times; most recently: Trevor Ariza	at Los Angeles Lakers	26-Apr-11
Three-Point Field Goals Attempted	12	Baron Davis	Twice	
Free Throws Made	15	Anthony Davis	vs. Portland	21-Apr-18
Free Throws Attempted	17	Anthony Davis	vs. Portland	21-Apr-18
Offensive Rebs	7	Three times; most recently: Tyson Chandler	vs. Dallas	29-Apr-08
Defensive Rebs	17	Anthony Davis	at Golden State	8-May-18
Total Rebs	19	Anthony Davis	at Golden State	8-May-18
Assists	21	Rajon Rondo	vs. Golden State	4-May-18
Steals	5	Twice; most recently: Rajon Rondo	at Golden State	1-May-18
Turnovers	7	Rajon Rondo	at Golden State	1-May-18
Blocked Shots	5	David West	vs. San Antonio	13-May-08

Opponents - Individual Highs

Total Points	55	Allen Iverson	at Philadelphia	20-Apr-03
Minutes	48	Dirk Nowitzki	vs. Dallas	29-Apr-08
Field Goals Made	21	Allen Iverson	at Philadelphia	20-Apr-03
Field Goals Attempted	32	Allen Iverson	at Philadelphia	20-Apr-03
Three-Point Field Goals Made	8	Chauncey Billups	at Denver	19-Apr-09
Three-Point Field Goals Attempted	11	Manu Ginobili	vs. San Antonio	19-May-08
Free Throws Made	13	Allen Iverson	vs. Philadelphia	2-May-03
Free Throws Attempted	18	Allen Iverson	vs. Philadelphia	2-May-03
Offensive Rebs	8	Andrew Bynum	vs. Los Angeles Lakers	28-Apr-11
Defensive Rebs	18	Twice; most recently: Tim Duncan	vs. San Antonio	13-May-08
Total Rebs	23	Tim Duncan	vs. San Antonio	13-May-08
Assists	12	Twice; most recently: Draymond Green	at Golden State	1-May-18
Steals	5	Twice; most recently: Caron Butler	at Miami	18-Apr-04
Turnovers	8	Damian Lillard	vs. Portland	19-Apr-18
Blocked Shots	6	3 times; most recently: Chris Andersen	at Denver	19-Apr-09

PLAYOFF RECORDS

TOP TEAM PERFORMANCES

Franchise

Most Points

131	vs. Portland	21-Apr-18
127	vs. Dallas	22-Apr-08
119	vs. Golden State	23-Apr-15
	vs. Portland	19-Apr-18
	vs. Golden State	4-May-18

Field Goal Percentage

.608	vs. Dallas	(48-79)	22-Apr-08
.577	vs. Portland	(45-78)	21-Apr-18
.529	vs. Portland	(46-87)	19-Apr-18
.519	at Los Angeles Lakers	(41-79)	17-Apr-11
.512	at Portland	(43-84)	17-Apr-18

Free Throw Percentage

1.000	at Dallas	(13-13)	25-Apr-08
.944	vs. Los Angeles Lakers	(17-18)	28-Apr-11
.938	at New York	(15-16)	24-Apr-97
.923	at San Antonio	(12-13)	15-May-08
.900	at Chicago	(9-10)	13-May-09

Rebounds

54	vs. Golden State	4-May-18
51	vs. Philadelphia	26-Apr-03
	vs. Golden State	6-May-18
50	vs. San Antonio	3-May-08
	vs. San Antonio	13-May-08
49	at Portland	114-Apr-18

Assists

36	vs. Golden State	4-May-18
33	at Golden State	1-May-18
30	vs. Dallas	22-Apr-08
28	vs. Portland	21-Apr-18
27	vs. Miami	27-Apr-04
	vs. Portland	19-Apr-18

Steals

16	vs. Portland	19-Apr-18
12	at Golden State	1-May-18
11	3 times; most recently: at San Antonio	11-May-08
10	3 times; most recently: at Golden State	20-Apr-15

Opponents

Most Points

123	vs. Golden State	23-Apr-15
	at Golden State	28-Apr-18
	vs. Portland	21-Apr-18
121	vs. Denver	27-Apr-09
	at Golden State	1-May-18

Field Goal Percentage

.566	vs. Denver	(43-76)	27-Apr-09
.526	vs. Portland	(50-95)	21-Apr-18
.514	at Denver	(37-72)	29-Apr-09
.513	at San Antonio	(39-76)	11-May-08
.507	at Denver	(38-75)	19-Apr-09

Free Throw Percentage

.962	vs Los Angeles Lakers	(25-26)	28-Apr-11
.905	vs. San Antonio	(19-21)	19-May-08
.900	at Miami	(27-30)	21-Apr-04
.893	at Philadelphia	(25-28)	30-Apr-03
.889	vs. Miami	(16-18)	27-Apr-04

Rebounds

57	at Golden State	28-Apr-18
52	at Dallas	25-Apr-08
	at Golden State	8-May-18
	at Portland	14-Apr-18
51	at Miami	21-Apr-04
	vs. San Antonio	19-May-08
	vs. Golden State	23-Apr-15

Assists

36	at Golden State	1-May-18
35	at Golden State	8-May-18
33	at Golden State	28-Apr-18
29	vs. Denver	27-Apr-09
28	at San Antonio	8-May-08
	at San Antonio	15-May-08
	vs. Golden State	6-May-18

Steals

15	vs. Denver	27-Apr-09
13	vs. Philadelphia	28-Apr-03
	at Miami	4-May-04
	at Philadelphia	20-Apr-03
11	vs. Golden State	6-May-18
	vs. Golden State	4-May-18

WON'T BOW DOWN

PLAYOFF RECORDS

TOP INDIVIDUAL PERFORMANCES

Franchise

Points

47	Anthony Davis	vs. Portland	21-Apr-18
41	Jrue Holiday	vs. Portland	21-Apr-18
38	David West	vs. San Antonio	13-May-08
36	Jamal Mashburn	vs. Philadelphia	2-May-03
	Anthony Davis	vs. Golden State	25-Apr-15
35	Chris Paul	at San Antonio	8-May-08
	Chris Paul	at Denver	19-Apr-09
	Anthony Davis	at Golden State	18-Apr-15
	Anthony Davis	at Portland	14-Apr-18

Rebounds

19	Anthony Davis	at Golden State	8-May-18
18	Anthony Davis	vs. Golden State	4-May-18
15	Tyson Chandler	vs. Dallas	19-Apr-08
	Tyson Chandler	vs. San Antonio	3-May-08
	Tyson Chandler	vs. San Antonio	19-May-08
	Anthony Davis	vs. Golden State	25-Apr-15
	Anthony Davis	at Golden State	1-May-18

Assists

21	Rajon Rondo	vs. Golden State	4-May-18
17	Chris Paul	vs. Dallas	22-Apr-08
	Rajon Rondo	at Portland	14-Apr-18
16	Rajon Rondo	vs. Portland	21-Apr-18
15	Chris Paul	vs. Dallas	29-Apr-08
	Chris Paul	vs. Los Angeles Lakers	24-Apr-11

Opponents

Points

55	Allen Iverson	at Philadelphia	20-Apr-03
45	Allen Iverson	vs. Philadelphia	2-May-03
40	Stephen Curry	vs. Golden State	23-Apr-15
39	Stephen Curry	vs. Golden State	25-Apr-15
38	CJ McCollum	vs. Portland	21-Apr-18
	Kevin Durant	vs. Golden State	6-May-18

Rebounds

23	Tim Duncan	vs. San Antonio	13-May-08
19	Dirk Nowitzki	at Dallas	25-Apr-08
18	Keith Van Horn	vs. Philadelphia	2-May-03
17	Draymond Green	vs. Golden State	23-Apr-15
16	Kenny Thomas	at Philadelphia	23-Apr-03

Assists

12	Eric Snow	vs. Philadelphia	28-Apr-03
	Draymond Green	at Golden State	1-May-18
11	Chauncey Billups	vs. Denver	29-Apr-09
	Tony Parker	at San Antonio	8-May-08
	Draymond Green	at Golden State	28-Apr-18
10	Eric Snow	at Philadelphia	20-Apr-03
	Dwyane Wade	vs. Miami	27-Apr-04

WON'T BOW DOWN

PLAYOFF RECORDS

PLAYOFF LEADERS

Games Played

1. David West	24
2. Chris Paul	23
3. Peja Stojakovic	17
4. Tyson Chandler	16
5. Julian Wright	15

Minutes Played

1. Chris Paul	937
2. David West	775
3. Peja Stojakovic	617
4. Anthony Davis	530
5. Tyson Chandler	505

Total Points

1. Chris Paul	504
2. Anthony Davis	397
3. David West	385
4. JRUE HOLIDAY	232
5. Baron Davis	229

Average Points

(minimum four games played)	
1. Anthony Davis	30.5
2. Jamal Mashburn	23.2
3. Chris Paul	21.9
4. JRUE HOLIDAY	19.3
5. Baron Davis	19.1

Field Goals Made

1. Chris Paul	183
2. Anthony Davis	153
3. David West	149
4. JRUE HOLIDAY	95
5. Baron Davis	80

Field Goals Attempted

1. Chris Paul	371
2. David West	327
3. Anthony Davis	291
4. Baron Davis	197
5. JRUE HOLIDAY	189

Field Goal Percentage

(minimum 20 FGM)	
1. Emeka Okafor	.625
2. Tyson Chandler	.613
3. Anthony Davis	.526
3. JRUE HOLIDAY	.503
4. Chris Paul	.493

3-Point Field Goals Made

1. Peja Stojakovic	36
2. Baron Davis	28
3. David Wesley	25
4. Nikola Mirotic	22
5. Chris Paul	19

3-Point FG Attempted

1. Baron Davis	84
2. Peja Stojakovic	77
3. David Wesley	64
4. Chris Paul	56
5. JRUE HOLIDAY	54

3-Point Percentage

(minimum 10 3FGA)	
1. Steve Smith	.545
2. Rasual Butler	.526
3. Peja Stojakovic	.468
4. Morris Peterson	.459
5. Nikola Mirotic	.431

Free Throws Made

1. Chris Paul	119
2. David West	86
3. Anthony Davis	85
4. Jamaal Magloire	46
5. Baron Davis	41

Free Throws Attempted

1. Chris Paul	149
2. Anthony Davis	100
3. David West	97
4. Jamaal Magloire	61
5. Baron Davis	55

Free Throw Percentage

(minimum 10 FTA)	
1. Peja Stojakovic	.925
2. Carl Landry	.917
3. Anthony Davis	.889
4. David West	.887
5. Stacey Augmon	.885

Offensive Rebs

1. Tyson Chandler	53
2. PJ Brown	49
3. David West	34
4. Jamaal Magloire	33
Anthony Davis	33

Defensive Rebs

1. David West	135
2. Anthony Davis	132
3. Chris Paul	98
4. Tyson Chandler	91
5. Jamaal Magloire	81

Total Rebs

1. David West	169
2. Anthony Davis	165
3. Tyson Chandler	144
4. Chris Paul	121
5. PJ Brown	114
Jamaal Magloire	114

Average Rebs

(minimum four games played)	
1. Anthony Davis	12.7
2. Nikola Mirotic	9.6
3. Tyson Chandler	9.0
4. PJ Brown	8.8
Jamaal Magloire	8.8

Assists

1. Chris Paul	256
2. Rajon Rondo	110
3. Baron Davis	91
4. JRUE HOLIDAY	54
5. David West	48

Average Assists

(minimum four games played)	
1. Rajon Rondo	12.2
2. Chris Paul	11.1
3. Baron Davis	7.6
4. JRUE HOLIDAY	5.8
5. Jamal Mashburn	5.3

Steals

1. Chris Paul	47
2. Anthony Davis	23
3. David West	20
4. Baron Davis	18
5. Rajon Rondo	13

Turnovers

1. Chris Paul	68
2. David West	42
3. Anthony Davis	36
4. Baron Davis	34
5. Rajon Rondo	33

Blocked Shots

1. Anthony Davis	33
2. David West	29
3. Tyson Chandler	21
4. PJ Brown	14
5. Jamaal Magloire	13

OPPONENTS



2019-20 Pelicans vs. Hawks

Mar. 16 vs. Atlanta
Mar. 31 at Atlanta



2018-19 vs. Hawks (0-2)

Mar. 10	at Atlanta	L	128-116
Mar. 26	vs. Atlanta	L	130-120

Directory

Principal Owner & Chair of the Board of Directors/NBA Governor Tony Ressler
 Vice Chair of Board of Directors Grant Hill
 Alternate NBA Governor Steven Price
 CEO, Atlanta Hawks Basketball Club/State Farm Arena Steve Koonin
 President of Basketball Operations/General Manager Travis Schlenk
 Head Coach Travis Schlenk
 (All-Time: 2953, 354; All-Time vs New Orleans: 2-0, 1,000)
 Assistant Coaches Melvin Hunt, Chris Jent, Greg Foster, Marlon Garnett, Matt Hill
 Special Assistant to the Head Coach Nate Babcock
 Executive Director of Player Performance and Sports Medicine Chelsea Lane
 Head Athletic Trainer Scottie Parker
 Head Strength & Conditioning Coach Michael Irr
 Senior Vice President of Public Relations Garin Narain
 Senior Director of Media Relations Jon Steinberg
 Manager of Media Relations Jelani Downing

General Information

Division Southeast
 Phone (404) 878-3800
 Address Centennial Tower, 101 Marietta Street, Suite 1900, Atlanta, GA 30303
 Home Court State Farm Arena (16,888 opened 1999)
 Radio WZGC 92.9 FM The Game - Steve Holman
 TV FOX Sports Southeast - Bob Rathbun, Dominique Wilkins, Andre Aldridge

New Orleans vs. Atlanta Franchise Series Notes

Overall Record: 19-18 (.513) Home Record: 12-7 (.631) Road Record: 7-11 (.388)
 Current Streak: Lost 3 Home: Lost 1 Road: Lost 2
 New Orleans Biggest Win 41 (100-59 at Atlanta on Jan. 21, 2011)
 New Orleans Biggest Loss 23 (98-121 at Atlanta on Nov. 11, 2009)
 New Orleans Last Win At Home 106-105 on Nov. 13, 2017
 New Orleans Last Loss At Home 130-120 on Mar. 26, 2019
 New Orleans Last Win On The Road 112-94 on Nov. 22, 2016
 New Orleans Last Loss On The Road 128-116 on Mar. 10, 2019

2019-20 Pelicans vs. Celtics

Jan. 11 at Boston
Jan. 26 vs. Boston



2018-19 vs. Celtics (0-2)

Nov. 26	vs. Boston	L	124-107
Dec. 10	at Boston	L	113-100

Directory

Managing Partner, Governor & Chief Executive Officer Wyc Grousbeck
 President Rich Gotham
 President of Basketball Operations Danny Ainge
 Head Coach Brad Stevens
 (All-Time: 270-222, 549; All-Time vs New Orleans: 7-5, 583)
 Assistant Coaches Jay Larranaga, Jamie Young, Jerome Allen, Scott Morrison
 Athletic Trainer Joe Mazzulla, Kara Lawson, Brandon Bailey
 Senior VP of Communications Art Horne
 VP, Media Services/Alumni Relations Christian Megliola
 Sr. Director of Public Relations Jeff Twiss
 Media Services Manager Heather Walker
 Assistant Communications Manager Brian Olive
 Brandon Chin

General Information

Division Atlantic
 Phone (617) 854-8000
 Address 226 Causeway St., 4th Floor, Boston, MA 02114
 Home Court TD Garden (18,624, opened 1995)
 Radio 98.5 The Sports Hub - Sean Grande, Cedric Maxwell
 Cable TV NBC Sports Boston - Mike Gorman, Tom Heinsohn, Brian Scalabrine, Abby Chin

New Orleans vs. Boston Franchise Series Notes

Overall Record: 18-19 (.486) Home Record: 11-8 (.578) Road Record: 7-11 (.388)
 Current Streak: Lost 2 Home: Lost 1 Road: Lost 1
 New Orleans Biggest Win 19
 (Twice; most recent: 108-89 at New Orleans on Mar. 18, 2018)
 New Orleans Biggest Loss 28 (65-93 at Boston on Mar. 12, 2003)
 New Orleans Last Win At Home 108-89 on Mar. 18, 2018
 New Orleans Last Loss At Home 124-107 on Nov. 26, 2018
 New Orleans Last Win On The Road 116-115 (OT) on Jan. 16, 2018
 New Orleans Last Loss On The Road 113-100 on Dec. 10, 2018

WON'T BOW DOWN

2019-20 Pelicans vs. Nets

Nov. 4at Brooklyn
Dec. 17vs. Brooklyn



BROOKLYN

2018-19 vs. Nets (1-1)

Oct. 26	vs. Brooklyn	W	117-115
Jan. 2	at Brooklyn	L	126-121

Directory

GovernorJoe Tsai
Alternate GovernorOliver Weisberg
Alternative Governor & CEODavid Levy
General ManagerSean Marks
Assistant General ManagerJeff Peterson, Andy Birdson
Head CoachKenny Atkinson
(All-Time: 90-156, .366; All-Time vs. New Orleans: 2-4, .333)
Assistant CoachesJacque Vaughn, Bret Briellemaier, Adam Harrington,
Jordan Ott, Travon Bryant, Tiago Splitter
Assistant Coach/Director of Player DevelopmentAdam Harrington
Director of Sport ScienceDan Meehan
Director of Sports MedicineLes Gelis
Head Athletic Trainer/Physical TherapistSebastian Poirer
Director of Performance RehabilitationStefania Rizzo
Strength & Conditioning CoachDaniel Liburd
Senior Director of Public RelationsAaron Harris
Senior Manager of Public RelationsEli Pearlstein
Senior Manager of Public RelationsMitch Heckart
Public Relations CoordinatorMegan Walsh

General Information

DivisionAtlantic
Phone(718) 933-3000
Address168 39th Street, 7th Floor, Brooklyn, NY 11232
Home CourtBarclays Center (17,732, opened 2012)
RadioWFAN (660 AM/101.9 FM) – Chris Carrino, Tim Capstraw
Cable TVYES Network – Ian Eagle, Ryan Ruocco, Sarah Kustok,
Richard Jefferson, Michael Grady

New Orleans vs. Brooklyn Franchise Series Notes

Overall Record: 20-16 (.555)	Home Record: 10-7 (.588)	Road Record: 10-9 (.526)
Current Streak: Lost 1	Home: Won 2	Road: Lost 1
New Orleans Biggest Win20 (111-91 at Brooklyn on Mar. 10, 2015)	
New Orleans Biggest Loss30 (143-113 at New Orleans on Jan. 20, 2017)	
New Orleans Last Win At Home117-115 on Oct. 26, 2018	
New Orleans Last Loss At Home143-113 on Jan. 20, 2017	
New Orleans Last Win On The Road138-128 (201) on Feb. 10, 2019	
New Orleans Last Loss On The Road126-121 on Jan. 2, 2019	

2019-20 Pelicans vs. Hornets

Nov. 9at Charlotte
Apr. 7vs. Charlotte



2018-19 vs. Charlotte (1-1)

Dec. 2	at Charlotte	W	119-109
Apr. 3	vs. Charlotte	L	115-109

Directory

ChairmanMichael Jordan
Managing PartnerCurtis Polk
President, Vice Chairman & Alternate GovernorFred Whitfield
President of Basketball Operations & General ManagerMitch Kupchak
Assistant General ManagerBuzz Peterson
Head CoachJames Borrego
(All-Time: 49-63, .438; All-Time vs. New Orleans: 2-1, .667)
Assistant CoachesJay Traino, Chad Iske, Jay Hernandez, Ronald Nored,
Dutch Gaitley, Nate Mitchell
Director of Healthcare & Sports Performance/Head Athletic TrainerJoe Sharpe
Associate Head Athletic TrainerQuinton Sawyer
CommunicationsMike Cristaldi, Josh Rosen, Brian Travis, Natalie Breneman

General Information

DivisionSoutheast
Phone(704) 688-8600
Address333 E. Trade St., Charlotte, NC 28202
Home CourtSpectrum Center (19,077, opened 2005)
RadioWFNZ - John Focke, Matt Carroll
TVFOX Sports Southeast – Eric Collins, Dell Curry, Ashley Shah-Admadi

New Orleans vs. Charlotte Franchise Series Notes

Overall Record: 21-9 (.700)	Home Record: 12-3 (.800)	Road Record: 9-6 (.600)
Current Streak: Lost 1	Home: Lost 1	Road: Won 3
New Orleans Biggest Win19 (105-84 at New Orleans on Nov. 2, 2013)	
New Orleans Biggest Loss9 (122-113 at Charlotte on Mar. 9, 2016)	
New Orleans Last Win At Home101-96 on Jan. 24, 2018	
New Orleans Last Loss At Home115-109 on Apr. 3, 2019	
New Orleans Last Win On The Road119-109 on Dec. 2, 2018	
New Orleans Last Loss On The Road122-113 on Mar. 9, 2016	

WON'T BOW DOWN

CHICAGO
BULLS

2019-20 Pelicans vs. Bulls

Jan. 8	vs. Chicago
Feb. 6	at Chicago

2018-19 vs. Bulls (2-0)

Nov. 7	vs. Chicago	W	107-98
Feb. 6	at Chicago	W	125-120

Directory

Chairman	Jerry Reinsdorf
President and Chief Operating Officer	Michael Reinsdorf
Executive Vice President-Basketball Operations	John Paxson
Senior Advisor-Basketball Operations	Doug Collins
General Manager	Gar Forman
Associate General Manager	Brian Hagen
Assistant General Manager	Steve Weinman
Head Coach	Jim Boylan (All-Time: 17-41, .293; All-Time vs New Orleans: 0-2, .000)
Assistant Coaches	Chris Flemming, Roy Rogers, Nate Loenser, Dean Cooper, Karen Umlauf
Player Development Coach	Shawn Respert
Director of Performance Health	Chip Schaefer
Head Athletic Trainer	Jeff Tanaka
Assistant Athletic Trainer	Arnold Lee
Head Strength Coach	Matt Johnson
Assistant Strength & Conditioning Coach	Geoff Puls
Physical Therapist	Michael Orr
Video Coordinator	Chris Kent
Senior Director of Public and Media Relations	Tim Hallam
Director of Public and Media Relations	Matt Yob
Senior Manager of Public and Media Relations	Beth Grady
Manager of Public and Media Relations	Kristen Deahl

General Information

Division	Central
Phone	(312) 455-4000
Address	1901 West Madison Street, Chicago, IL 60612
Home Court	United Center (20,917, opened 1994)
Radio	WSCR (670 AM) – Chuck Swirsky, Bill Wennington
Spanish Radio	TUDN Radio (1200 AM) – Omar Ramos, Hector Lozano
TV	NBC Sports Chicago – Neil Funk, Stacey King

New Orleans vs. Chicago Franchise Series Notes

Overall Record: 16-22 (.421)	Home Record: 8-11 (.421)	Road Record: 8-11 (.421)
Current Streak: Won 4	Home: Won 2	Road: Won 2
New Orleans Biggest Win	25 (115-90 at Chicago on Dec. 3, 2002)	
New Orleans Biggest Loss	35 (72-107 at New Orleans on Feb. 7, 2015)	
New Orleans Last Win At Home	107-98 on Nov. 7, 2018	
New Orleans Last Loss At Home	117-110 on Apr. 2, 2017	
New Orleans Last Win On The Road	125-120 on Feb. 6, 2019	
New Orleans Last Loss On The Road	107-99 on Jan. 14, 2017	

2019-20 Pelicans vs. Cavaliers

Jan. 28	at Cleveland
Feb. 28	vs. Cleveland



2018-19 vs. Cavaliers (2-0)

Jan. 5	at Cleveland	W	133-98
Jan. 9	vs. Cleveland	W	140-124

Directory

Chairman	Dan Gilbert
General Manager	Koby Altman
Assistant General Manager	Mike Gansey
Senior Basketball Advisor	Bernie Bickerstaff
Head Coach	Tyronn Lue (All-Time: 128-77, .624 All-Time vs New Orleans: 3-2, .600)
Associate Head Coach	Larry Drew
Assistant Coaches	Mike Longabardi, James Posey, Damon Jones, Dan Gerot
Director of Player Development/Assistant Coach	Mike Gentry
Special Assistant to the Head Coach/Manager of Advanced Scouting	Dan Vincent
Head Athletic Trainer	Stephen Spiro
Head Strength and Conditioning Coach	Derek Millender
Director of Team Operations	Mark Cashman
CEO	Len Komoroski
EVP & Chief Communications Officer	Tad Garper
Director of Basketball Communications	B.J. Evans
Basketball Communications Senior Manager	Jeff Schaefer
Basketball Communications Manager	Cherome Owens
Basketball Communications Coordinator	Alyssa Dombrowski
Senior Director of Corporate Communications	Phyllis Salem

General Information

Division	Central
Phone	(216) 420-2000
Address	One Center Court, Cleveland, OH 44115-4001
Home Court	Quicken Loans Arena (20,562, opened 1994)
Radio	WTAM (1100 AM) – Tim Alcorn, Jim Chones, Mike Snyder
Spanish Radio	LA MEGA (87.7 FM) – Rafael Hernández Brito
Cable TV	FOX Sports Ohio – Fred McLeod, Austin Carr

New Orleans vs. Cleveland Franchise Series Notes

Overall Record: 20-17 (.540)	Home Record: 14-4 (.777)	Road Record: 6-13 (.315)
Current Streak: Won 2	Home: Won 7	Road: Won 1
New Orleans Biggest Win	35 (133-98 at Cleveland on Jan. 5, 2019)	
New Orleans Biggest Loss	22 (87-109 at Cleveland on Nov. 2, 2005)	
New Orleans Last Win At Home	140-124 on Jan. 9, 2019	
New Orleans Last Loss At Home	92-105 on Mar. 24, 2010	
New Orleans Last Win On The Road	133-98 on Jan. 5, 2019	
New Orleans Last Loss On The Road	107-102 on Mar. 20, 2018	

2019-20 Pelicans vs. Mavericks

Oct. 25.....	vs. Dallas
Dec. 3.....	vs. Dallas
Dec. 7.....	at Dallas
Mar. 4.....	at Dallas



2018-19 vs. Mavericks (3-1)

Dec. 5.....	vs. Dallas	W	132-106
Dec. 26.....	at Dallas	L	122-119
Dec. 28.....	vs. Dallas	W	114-112
Mar. 18.....	at Dallas	W	129-125 (OT)

Directory

Owner.....	Mark Cuban
CEO.....	Cynt Marshall
President of Basketball Operations/General Manager.....	Donn Nelson
Head Coach.....	Rick Carlisle
(All-Time: 751-627, 545; All-Time vs New Orleans: 34-27, 557)	
Assistant Coaches.....	Stephen Silas, Jamahl Mosley, Darrell Armstrong, Mike Weiner
Assistant General Manager.....	Keith Grant
Vice President of Basketball Operations.....	Michael Finley
Assistant to the Basketball Staff/Special Projects.....	Jenny Boucek
Shooting Coach.....	Peter Patton
Player Development Coach.....	God Shammgod
Head Video Coordinator/Scout.....	Mike Shedd
Director of Player Health and Performance.....	Casey Smith
Head Athletic Trainer.....	Dionne Calhoun
Director of Athletic Performance.....	Jeremy Holsopple
Head Equipment Manager.....	Kory Johnson
Vice President of Basketball Communications.....	Sarah Melton
Director of Basketball Communications.....	Scott Tomlin
Basketball Communications Manager.....	Alan Rakowski
Vice President of Corporate Communications and Events.....	Erin Finegold

General Information

Division.....	Southwest
Phone.....	(214) 665-4660
Address.....	2500 Victory Avenue, Dallas, TX 75219
Home Court.....	American Airlines Center (19,200, opened 2001)
Radio.....	ESPN Radio (103.3 FM) – Chuck Cooperstein, Brad Davis
Spanish Radio.....	KFLC (Univision 1270 AM) – Victor Villalba
TV.....	Fox Sports Southwest – Mark Followill, Derek Harper, Jeff Wade

New Orleans vs. Dallas Franchise Series Notes

Overall Record: 22-41 (.349)	Home Record: 16-16 (.500)	Road Record: 6-25 (.193)
Current Streak: Won 2	Home: Won 3	Road: Won 1
New Orleans Biggest Win.....	26 (132-106 at New Orleans on Dec. 5, 2018)	
New Orleans Biggest Loss.....	32 (89-121 at Dallas on Apr. 13, 2011)	
New Orleans Last Win At Home.....	114-112 on Dec. 28, 2018	
New Orleans Last Loss At Home.....	128-120 on Dec. 29, 2017	
New Orleans Last Win On The Road.....	129-125 (OT) on Mar. 18, 2019	
New Orleans Last Loss On The Road.....	122-119 on Dec. 26, 2018	

2019-20 Pelicans vs. Nuggets

Oct. 31.....	vs. Denver
Dec. 25.....	at Denver
Jan. 24.....	vs. Denver



2018-19 vs. Nuggets (2-2)

Oct. 29.....	at Denver	L	116-111
Nov. 17.....	vs. Denver	W	125-115
Jan. 30.....	vs. Denver	L	105-99
Mar. 2.....	at Denver	W	120-112

Directory

Owner.....	E. Stanley Kroenke
President & Governor.....	Josh Kroenke
President of Basketball Operations.....	Tim Connelly
General Manager.....	Arturas Karnisovas
Assistant General Manager.....	Calvin Booth
Director of Basketball Operations.....	Ben Tenzer
Vice President of Basketball Administration.....	Lisa Johnson
Head Coach.....	Michael Malone
(All-Time: 212-222, 488; All-Time vs. New Orleans: 12-8, 600)	
Assistant Coaches.....	Wes Unseld Jr., David Adelman, Jordi Fernandez, Ryan Bowen, Charles Klasky, John Beckett
Director of Player Development.....	Ognjen Stojakovic
Player Development.....	Stephen Graham, Boniface N'Dong
Head Athletic Trainer.....	Dan Shimensky
Head Strength & Conditioning Coach.....	Felipe Eichenberger
Director, Media Relations.....	Nick O'Hayre
Manager, Media Relations.....	Cody Wise
Coordinator, Media Relations.....	Steven Blevins

General Information

Division.....	Northwest
Phone.....	(303) 405-1100
Address.....	Pepsi Center, 1000 Chopper Circle, Denver, CO 80204
Home Court.....	Pepsi Center (19,520, opened 1999)
Radio.....	Altitude Radio Network 92.5 FM – Jason Kosmicki
Cable TV.....	Altitude Sports & Entertainment – Chris Marlowe, Scott Hastings, Chris Dempsey, Vic Longabardi, Katy Winge

New Orleans vs. Denver Franchise Series Notes

Overall Record: 25-33 (.431)	Home Record: 15-15 (.500)	Road Record: 10-18 (.357)
Current Streak: Won 1	Home: Lost 1	Road: Won 1
New Orleans Biggest Win.....	25 (115-90 at Denver on Mar. 26, 2017)	
New Orleans Biggest Loss.....	32 (146-114 at Denver on Nov. 17, 2017)	
New Orleans Last Win At Home.....	125-115 on Nov. 17, 2018	
New Orleans Last Loss At Home.....	105-99 on Jan. 30, 2019	
New Orleans Last Win On The Road.....	120-112 on Mar. 2, 2019	
New Orleans Last Loss On The Road.....	116-111 on Oct. 29, 2018	

2019-20 Pelicans vs. Pistons

Dec. 9 vs. Detroit
Jan. 13 at Detroit



2018-19 vs. Pistons (1-1)

Dec. 9	at Detroit	W	116-108
Jan. 23	vs. Detroit	L	98-94

Directory

Owner Tom Gores
Vice Chairman Arni Tellem
Senior Advisor to Owner Tom Gores Ed Stefanski
Associate General Manager Pat Garrity
Assistant General Manager Malik Rose
Director of Player Personnel Gregg Polinsky
Chief of Staff Andrew Loomis
Head Coach Dwane Casey
..... (All-Time: 414-348, 543; All-Time vs. New Orleans: 14-6, 700)	
Assistant Coaches Sidney Lowe, Sean Sweeney, Micah Nori
Assistant Coach/Director of Player Development Tim Gurich
Player Development Coaches D.J. Baker, J.D. Dubois
Medical Director Bernard Condevaux
Director of Performance Trent Salo
Athletic Trainer Jim Scholler
Head Strength & Conditioning Coach Jordan Sabourin
Director of Team Operations Mike Abdenour
Vice President, Public Relations Kevin Grigg
Senior Director, Public Relations Cletus Lewis
Coordinator, Public Relations Josh Schur

General Information

Division Central
Phone (248) 377-0100
Address 6 Championship Drive, Auburn Hills, MI 48326
Home Court Little Caesars Arena (20,491, opened 2017)
Cable TV FS Detroit - George Blahia, Greg Kelsor
Radio 97.1 The Ticket - Broadcasters: Mark Champion, Rick Mahorn, George Blahia

New Orleans vs. Detroit Franchise Series Notes

Overall Record: 22-15 (.594)	Home Record: 12-6 (.667)	Road Record: 10-9 (.526)
Current Streak: Lost 1	Home: Lost 1	Road: Won 2
New Orleans Biggest Win 23 (109-86 at New Orleans on Mar. 1, 2017)	
New Orleans Biggest Loss 24 (68-92 at Oklahoma City on Jan. 4, 2007)	
New Orleans Last Win At Home 112-109 on Jan. 8, 2018	
New Orleans Last Loss At Home 98-94 on Jan. 23, 2019	
New Orleans Last Win On The Road 116-108 on Dec. 9, 2018	
New Orleans Last Loss On The Road 118-98 on Feb. 1, 2017	

2019-20 Pelicans vs. Warriors

Oct. 28 vs. Golden State
Nov. 17 vs. Golden State
Dec. 20 at Golden State
Feb. 23 at Golden State



2018-19 vs. Warriors (0-3)

Oct. 31	at Golden State	L	131-121
Jan. 16	at Golden State	L	147-140
Apr. 9	vs. Golden State	L	112-103

Directory

Co-Executive Chairman & CEO Joe Lacob
Co-Executive Chairman Peter Guber
President & COO Rick Welts
President, Basketball Operations/General Manager Bob Myers
Executive Vice President, Basketball Operations Kirk Lacob
Director of Player Personnel/Assistant General Manager Larry Harris
Assistant General Manager Mike Dunleavy Jr.
Head Coach Steve Kerr
..... (All-Time: 522-88, 785; All-Time vs. New Orleans: 16-2, 888)	
Assistant Coaches Ron Adams, Mike Brown, Jarron Collins, Bruce Fraser
Assistant Coach/Director of Player Development Chris DeMarco
Player Development Coaches Aaron Miles, Theo Robertson, Luke Loucks, Seth Cooper
Director of Sports Medicine & Performance Dr. Rick Celebrini
Head Athletic Trainer Drew Yoder
Sr. Vice President, Communications Raymond Ridder
Director, Public Relations Brett Winkler
Director, Basketball Communications Michael Ravina
Director, Publications & Statistical Information Darryl Arata
Assistant, Public Relations Cole Lawrence

General Information

Division Pacific
Phone (415) 388-0100
Address 1 Warriors Way, San Francisco, CA 94158
Home Court Chase Center (18,064, opened 2019)
Radio KGMZ-FM (95.7 The Game) - Tim Royce, Jim Barnett
Cable TV NBC Sports Bay Area - Bob Fitzgerald, Kelena Azubuike, Kerith Burke

New Orleans vs. Golden State Franchise Series Notes

Overall Record: 20-37 (.350)	Home Record: 11-16 (.407)	Road Record: 9-21 (.300)
Current Streak: Lost 3	Home: Lost 6	Road: Lost 2
New Orleans Biggest Win 18 (102-84 at New Orleans on Mar. 13, 2004)	
New Orleans Biggest Loss 27 (85-112 at Golden State on Dec. 4, 2014)	
New Orleans Last Win At Home 103-100 on Apr. 7, 2015	
New Orleans Last Loss At Home 112-103 on Apr. 9, 2019	
New Orleans Last Win On The Road 126-120 on Apr. 7, 2018	
New Orleans Last Loss On The Road 147-140 on Jan. 16, 2019	

2019-20 Pelicans vs. Rockets

Oct. 26at Houston
Nov. 11vs. Houston
Dec. 29vs. Houston
Feb. 2at Houston



2018-19 vs. Rockets (2-2)

Oct. 17	at Houston	W	131-112
Dec. 19	vs. Houston	L	108-104
Jan. 29	at Houston	W	121-116
Mar. 24	vs. Houston	L	113-90

Directory

OwnerTilman J. Fertitta
Chief Executive OfficerTad Brown
General ManagerDaryl Morey
Head CoachMike D'Antoni
(All-Time: 628-499, 557; All-Time vs. New Orleans: 30-15 (.667)	
Assistant CoachesElston Turner, Brett Gunning, Matt Brase
Senior VP of Basketball OperationsKeith Jones
Head Athletic TrainerJason Biles
Vice President, Media & Player RelationsTracey Hughes
Senior Manager, Media RelationsSean McCloskey
Senior Media Relations AssistantTomorrow Huff

General Information

DivisionSouthwest
Phone(713) 758-7200
Address1510 Polk Street, Houston, TX 77002
Home CourtToyota Center (18,055, opened 2003)
RadioKBME (SportsTalk 790 AM); NewsRadio 740
.....(KEYH 850 AM; KNTN 101.7 FM) – Craig Ackerman, Matt Thomas	
Spanish RadioLa Ranchera (KEYH 850 AM; KNTN 101.7 FM) – Adrian Chavarria
TVAT&T SportsNet – Bill Worrell, Matt Bullard, Clyde Drexler, Craig Ackerman

New Orleans vs. Houston Franchise Series Notes

Overall Record: 27-36 (.428)	Home Record: 16-15 (.516)	Road Record: 11-21 (.343)
Current Streak: Lost 1	Home: Lost 3	Road: Won 2
New Orleans Biggest Win28 (111-83 at New Orleans on Jan. 2, 2015)	
New Orleans Biggest Loss30 (129-99 at New Orleans on Feb. 23, 2017)	
New Orleans Last Win At Home115-113 on Jan. 26, 2018	
New Orleans Last Loss At Home113-90 on Mar. 24, 2019	
New Orleans Last Win On The Road121-116 on Jan. 29, 2019	
New Orleans Last Loss On The Road114-91 on Mar. 24, 2018	

2019-20 Pelicans vs. Pacers

Dec. 28vs. Indiana
Feb. 8at Indiana



2018-19 vs. Pacers (0-2)

Feb. 4	vs. Indiana	L	109-107
Feb. 22	at Indiana	L	126-111

Directory

Chairman, CEO and NBA GovernorHerbert Simon
Vice Chairman & Alternate NBA GovernorSteve Simon
Vice ChairmanJim Morris
President of Basketball OperationsKevin Pritchard
President/Chief Operating OfficerRick Fuson
Executive Vice President/Chief Financial OfficerKevin Bower
General ManagerChad Buchanan
Senior VP of Basketball OperationsPeter Dinwiddie
Consultants, Basketball OperationsLarry Bird, Donnie Walsh
Head CoachNate McMillan
(All-Time: 616-560, 524; All-Time vs. New Orleans: 22-17, .564)	
Assistant CoachesBill Bayno, Dan Burke, Popeye Jones
Sr. Vice President of Player RelationsSonya Clutinger
Director of Player PersonnelRyan Carr
Senior Director of Medical Operations/ Head Athletic TrainerJosh Corbeil
Associate Head Athletic Trainer/Physical TherapistCarl Eaton
Director of Sports Performance/Assistant Athletic TrainerShawn Windle
Director of Media RelationsDavid Benner
Associate Director of Media RelationsKrissy Myers
Manager of Public RelationsWes Kaminski

General Information

DivisionCentral
Phone(317) 917-2500
Address125 S. Pennsylvania Street, Indianapolis, IN 46204
Home CourtBankers Life Fieldhouse (17,925, opened 1999)
Radio1070 The Fan/93.5 FM – Mark Boyle, Bob Leonard
TVFSN Indiana – Quinn Buckner, Chris Denari, Jeremiah Johnson

New Orleans vs. Indiana Franchise Series Notes

Overall Record: 14-24 (.368)	Home Record: 7-12 (.368)	Road Record: 7-12 (.368)
Current Streak: Lost 2	Home: Lost 1	Road: Lost 1
New Orleans Biggest Win14 (89-75 at Indiana on Feb. 17, 2004)	
New Orleans Biggest Loss22 (75-97 at Indiana on Feb. 21, 2006)	
New Orleans Last Win At Home96-92 on Feb. 7, 2018	
New Orleans Last Loss At Home109-107 on Feb. 4, 2019	
New Orleans Last Win On The Road117-112 on Nov. 7, 2017	
New Orleans Last Loss On The Road126-111 on Feb. 22, 2019	

WON'T BOW DOWN

2019-20 Pelicans vs. Clippers

Nov. 14.....	vs. L.A. Clippers
Nov. 24.....	at L.A. Clippers
Jan. 18.....	vs. L.A. Clippers
Mar. 14.....	at L.A. Clippers



2018-19 vs. Clippers (2-1)

Oct. 23.....	vs. L.A. Clippers	W	116-109
Dec. 3.....	vs. L.A. Clippers	L	129-126
Jan. 14.....	at L.A. Clippers	W	121-117

Directory

Owner.....	Steve Ballmer
President of Basketball Operations.....	Lawrence Frank
Head Coach.....	Glenn "Doc" Rivers
(All-Time: 894-658, 576; All-Time vs. New Orleans: 26-25, 509)	
General Manager.....	Michael Winger
Assistant General Managers.....	Trent Redden, Mark Hughes
Assistant Coaches.....	Tyronn Lue, Rex Kalamian, Sam Cassell, Brendan O'Connor, Armond Hill, Casey Hill, John Welch
Assistant Player Skills Coach.....	J.P. Clark
Executive Director, Performance, Health & Wellness.....	John Meyer
Assistant Coach/Vice President of Player Performance.....	Todd Wright
Director of Medical Services & Head Athletic Trainer.....	Jasen Powell
Director of Rehabilitation.....	Maggie Bryant
Chief Communications Officer.....	Chris Wallace
Director of Communications.....	Dennis Rogers
Basketball Communications Manager.....	Curtis Jackson
Basketball Communications Coordinator.....	Colette Garcia

General Information

Division.....	Pacific
Phone.....	(310) 862-6000
Address.....	6951 S. Centinela Ave., Playa Vista, CA 90094
Home Court.....	STAPLES Center (19,060, opened 1999)
Television.....	Prime Ticket - Brian Sieman
Radio.....	AM 570, L.A. Sports - Noah Eagle
Spanish Radio.....	ESPN Deportes (1330 AM) - Armando Garcia

New Orleans vs. LA Clippers Franchise Series Notes

Overall Record: 31-26 (.543)	Home Record: 19-10 (.655)	Road
Record: 12-16 (.428)		
Current Streak: Won 1	Home: Lost 1	Road: Won 3
New Orleans Biggest Win.....	28 (112-84 at Los Angeles on Nov. 9, 2009)	
New Orleans Biggest Loss.....	32 (76-108 at Los Angeles on Mar. 1, 2014)	
New Orleans Last Win At Home.....	116-109 on Oct. 25, 2018	
New Orleans Last Loss At Home.....	129-126 on Dec. 3, 2018	
New Orleans Last Win On The Road.....	121-117 on Jan. 14, 2019	
New Orleans Last Loss On The Road.....	133-105 on Dec. 10, 2016	

2019-20 Pelicans vs. Lakers

Nov. 27.....	vs. L.A. Lakers
Jan. 3.....	at L.A. Lakers
Feb. 25.....	at L.A. Lakers
Mar. 1.....	vs. L.A. Lakers



2018-19 vs. Lakers (1-3)

Dec. 21.....	at L.A. Lakers	L	112-104
Feb. 23.....	vs. L.A. Lakers	W	128-115
Feb. 27.....	at L.A. Lakers	L	125-119
Mar. 31.....	vs. L.A. Lakers	L	130-102

Directory

Governor.....	Jeanie Buss
President, Business Operations & COO.....	Tim Harris
President, Basketball Operations.....	Earvin "Magic" Johnson
General Manager.....	Rob Pelinka
Head Coach.....	Frank Vogel
(All-Time: 304-291, 511; All-Time vs. New Orleans: 12-3, 800)	
Assistant Coaches.....	Jason Kidd, Lionel Hollins, Phil Handy, Miles Simon, Mike Penberthy, Quinton Crawford
Director, Sports Performance.....	Judy Seto
Head Athletic Trainer.....	Nina Hsieh
Director, Strength & Endurance/Head Strength & Conditioning Coach.....	Gunnar Peterson
Equipment Manager.....	Andrew Henk
Director, Media Relations.....	Alison Bogli
Associate Director, Media Relations.....	Ta'Nisha Cooper
Manager, Media Relations.....	Will Patterson
Coordinator, Media Relations.....	T.C. Greene
Assistant, Media Relations.....	Matt Fleer

General Information

Division.....	Pacific
Phone.....	(310) 426-6000
Address.....	2275 E. Mariposa Avenue, El Segundo, CA 90245
Home Court.....	STAPLES Center (18,997, opened 1999)
Radio.....	ESPNLA Radio 710 AM - John Ireland, Mychal Thompson
Spanish Radio.....	ESPN Deportes (1330 AM) - Fernando Gonzalez, Pepe Mantilla, Francisco Pinto
TV.....	Spectrum SportsNet - Bill MacDonald, Stu Lantz, Mike Trudell

New Orleans vs. LA Lakers Franchise Series Notes

Overall Record: 22-35 (.385)	Home Record: 13-16 (.448)	Road Record: 9-19 (.321)
Current Streak: Lost 2	Home: Lost 1	Road: Lost 2
New Orleans Biggest Win.....	22 (139-117 at New Orleans on Feb. 14, 2018)	
New Orleans Biggest Loss.....	29 (80-109 at Los Angeles on Jan. 9, 2008)	
New Orleans Last Win At Home.....	128-115 on Feb. 25, 2019	
New Orleans Last Loss At Home.....	130-102 on Mar. 31, 2019	
New Orleans Last Win On The Road.....	119-112 on Oct. 22, 2018	
New Orleans Last Loss On The Road.....	125-119 on Feb. 27, 2019	



2019-20 Pelicans vs. Grizzlies

Jan. 20.....	at Memphis
Jan. 31.....	vs. Memphis
Mar. 21.....	at Memphis
Mar. 24.....	vs. Memphis



**MEMPHIS
GRIZZLIES**

2018-19 vs. Grizzlies (2-2)

Dec. 7	vs. Memphis	L	107-103
Jan. 7	vs. Memphis	W	114-95
Jan. 21	at Memphis	W	105-85
Feb. 9	at Memphis	L	99-90

Directory

Controlling Owner & Chairman.....	Robert J. Pera
Team President.....	Jason Wexler
Executive V.P. of Basketball Operations.....	Zachary Z. Kleiman
Vice President of Basketball Affairs.....	Tayshaun Prince
Vice President of Basketball Strategy.....	Rich Cho
Vice President of Team Operations and Player Programs.....	Chantal Hassard
Director of Player Personnel.....	Chris Makris
Senior Advisor.....	Glen Grunwald
Head Coach.....	Taylor Jenkins (All-Time: 0-0; All-Time vs. New Orleans: 0-0)
Assistant Coaches.....	Niele Ivey, Brad Jones, David McClure, Scoonie Penn, Vitally Potapenko, Neven Spahija
Director of Sports Medicine.....	Eric Oetter
Director of Performance.....	Christopher Chase
Director of Rehabilitation.....	Michael Roncarati
V.P. of Communication and Basketball Information Strategy.....	Laura Ehret
Senior Director, Communications and Publications.....	Jason Wallace
Manager, Communications and Publications.....	Ross Wooden
Manager, Communications and Publications.....	Maggie Yang
Coordinator, Communications and Publications.....	Geoff Langham

General Information

Division.....	Southwest
Phone.....	(901) 205-1234
Address.....	191 Beale Street, Memphis TN 38103
Home Court.....	FedEx Forum (18,119, opened 2004)
Radio.....	ESPN 92.9 FM/680 AM – Eric Hasseltine, Hank McDowell, Elliot Perry, Michael Wallace
TV.....	FOX Sports Southeast – Pete Pranic, Brevin Knight, Rob Fischer, Chris Vernon

New Orleans vs. Memphis Franchise Series Notes

Overall Record: 34-30 (.531)	Home Record: 21-11 (.656)	Road Record: 13-19 (.406)
Current Streak: Lost 1	Home: Won 1	Road: Lost 1
New Orleans Biggest Win.....	28 (123-95 at New Orleans on Apr. 4, 2018)	
New Orleans Biggest Loss.....	36 (74-110 at Memphis on Apr. 8, 2015)	
New Orleans Last Win At Home.....	114-95 on Jan. 7, 2019	
New Orleans Last Loss At Home.....	107-103 on Dec. 7, 2018	
New Orleans Last Win On The Road.....	105-85 on Jan. 21, 2019	
New Orleans Last Loss On The Road.....	99-90 on Feb. 9, 2019	

2019-20 Pelicans vs. Heat

Nov. 16.....	at Miami
Mar. 6.....	vs. Miami



2018-19 vs. Heat (0-2)

Nov. 30	at Miami	L	106-101
Dec. 16	vs. Miami	L	102-96

Directory

Managing General Partner.....	Micky Arison
Chief Executive Officer.....	Nick Arison
President.....	Pat Riley
Senior Vice President, Basketball Operations/General Manager.....	Andy Elisburg
Vice President, Player Programs.....	Alonzo Mourning
Vice President, Basketball Development & Analytics.....	Shane Battier
Vice President, Player Operations/Assistant General Manager.....	Adam Simon
Head Coach.....	Erik Spoelstra
(All-Time: 523-363, .590; All-Time vs. New Orleans: 11-10, .523)	
Assistant Coaches.....	Dan Craig, Malik Allen, Chris Quinn, Octavio de la Grana
Player Development Coaches.....	Anthony Carter, Rob Fodor
Video Coordinator.....	Dan Bisaccio
Head Athletic Trainer.....	Jay Sabol
Head Strength & Conditioning Coach.....	Eric Foran
Vice President, Sports Media Relations.....	Tim Donovan
Senior Director of Sports Media Relations.....	Rob Wilson
Director of Sports Media Relations.....	Michael Lissack
Sports Media Relations Senior Manager.....	Nick Maiorana
Sports Media Relations/Basketball Operations Assistant.....	Maddox Burnett

General Information

Division.....	Southeast
Phone.....	(786) 777-1000
Address.....	601 Biscayne Boulevard, Miami, FL 33132
Home Court.....	American Airlines Arena (19,600, opened 1999)
Radio.....	The Ticket (790 AM/104.3 FM) – Mike Inglis, Ruth Riley Hunter, Ron Rothstein
Spanish Radio.....	WAQI (710 AM) – José Pañeda, Joe Pujala
Cable TV.....	FOX Sun Sports – Eric Reid, John Crotty, Jason Jackson

New Orleans vs. Miami Franchise Series Notes

Overall Record: 19-18 (.513)	Home Record: 13-5 (.722)	Road Record: 6-13 (.315)
Current Streak: Lost 2	Home: Lost 1	Road: Lost 1
New Orleans Biggest Win.....	29 (106-77 at Miami on Apr. 2, 2008)	
New Orleans Biggest Loss.....	29 (68-97 at Miami on Jan. 24, 2005)	
New Orleans Last Win At Home.....	124-123 (OT) on Feb. 23, 2018	
New Orleans Last Loss At Home.....	102-96 on Dec. 16, 2018	
New Orleans Last Win On The Road.....	109-94 on Dec. 25, 2017	
New Orleans Last Loss On The Road.....	106-101 on Nov. 30, 2018	

2019-20 Pelicans vs. Bucks

Dec. 11.....at Milwaukee
Feb. 4.....vs. Milwaukee



2018-19 vs. Bucks (0-2)

Dec. 19 at Milwaukee L 123-115
Mar. 12 vs. Milwaukee L 130-113

Directory

Owners.....Wes Edens, Marc Lasry, Jamie Dinan, and Mike Fascitelli
President.....Peter Feigin
General Manager.....Jon Horst
Assistant General Manager.....Milt Newton
Head Coach.....Mike Budenholzer
.....(All-Time: 213-197, 520; All-Time vs New Orleans: 5-5, 500)
Assistant Coaches.....Darvin Ham, Taylor Jenkins, Charles Lee, Ben Sullivan,
.....Patrick St. Andrews, Josh Longstaff, Vin Baker
Head Video Coordinator.....Zach Peterson
Director of Performance.....Troy Flanagan
Head Athletic Trainer.....Scott Faust
Head Strength & Rehab Specialist.....Suki Hobson
Senior Strength Coach.....Michael Davie
Equipment Manager.....Trevor Poulson
Senior Vice President of Communications and Broadcast.....Barry Baum
Vice President of Communications.....Dan Smyczek
Manager of Communications.....Hillary Dickinson
Communications Coordinator.....Eric Kohlbeck

General Information

Division.....Central
Phone.....(414) 227-0500
Address.....1543 N. 2nd Street, 6th Floor, Milwaukee, WI 53212
Home Court.....Fiserv Forum (17,500, opened 2018)
Radio.....WTMJ 620 AM, 103.3 FM - Ted Davis, Dennis Krause
TV.....FOX Sports Wisconsin - Jim Paschke, Marques Johnson,
.....Steve Novak, Katie George

New Orleans vs. Milwaukee Franchise Series Notes

Overall Record: 26-11 (.702) Home Record: 15-3 (.833) Road Record: 11-8 (.578)
Current Streak: Lost 2 Home: Lost 1 Road: Lost 1
New Orleans Biggest Win.....21 (102-81 at New Orleans on Dec. 6, 2012)
New Orleans Biggest Loss.....20 (95-115 at Milwaukee on Feb. 24, 2010)
New Orleans Last Win At Home.....115-108 on Dec. 13, 2017
New Orleans Last Loss At Home.....130-113 on Mar. 12, 2019
New Orleans Last Win On The Road.....123-121 (OT) on Feb. 25, 2018
New Orleans Last Loss On The Road.....123-115 on Dec. 19, 2018

2019-20 Pelicans vs. Timberwolves

Dec. 18.....at Minnesota
Mar. 5.....vs. Minnesota
Mar. 8.....at Minnesota



2018-19 vs. Timberwolves (2-2)

Nov. 14 at Minnesota L 107-100
Dec. 31 vs. Minnesota W 123-114
Jan. 12 at Minnesota L 110-106
Feb. 8 vs. Minnesota W 122-117

Directory

Owner.....Glen Taylor
Chief Executive Officer.....Ethan Casson
President of Basketball Operations.....Gersson Rosas
Executive VP of Basketball Operations.....Sachin Gupta
General Manager.....Scott Layden
Assistant General Managers.....Gianluca Pasucci, Joe Branch
Head Coach.....Ryan Saunders
.....(All-Time: 17-25, 405; All-Time vs New Orleans: 1-1, 500)
Assistant Coaches.....Pablo Prigioni, Bryan Gates
Assistant Coach/Director of Player Development.....Kevin Hanson
Assistant Coach/Player Development.....Kevin Burleson
VP of Basketball Performance and Technology.....Robby Sikka
VP of Player Health/Head Athletic Trainer.....Gregg Farnam
Vice President of Communications and Engagement.....Bri Bauer
Basketball Communications Senior Manager.....Aaron Seehusen
Basketball Communications & Publications Manager.....Dan Bell
Basketball Communications Manager.....Sara Perez
Basketball Communications Coordinator.....Corrie Henry

General Information

Division.....Northwest
Phone.....(612) 673-1600
Address.....600 Hennepin Avenue, Suite 300, Minneapolis, MN 55403
Home Court.....Target Center (19,356, opened 1990)
Radio.....WCCO AM 830 - Alan Hornton
Cable TV.....FOX Sports North - Dave Benz, Jim Petersen

New Orleans vs. Minnesota Franchise Series Notes

Overall Record: 31-27 (.534) Home Record: 18-11 (.620) Road Record: 13-16 (.448)
Current Streak: Won 1 Home: Won 2 Road: Lost 4
New Orleans Biggest Win.....48 (139-91 at New Orleans on Nov. 14, 2014)
New Orleans Biggest Loss.....35 (144-109 at Minnesota on Apr. 13, 2-16)
New Orleans Last Win At Home.....122-117 on Feb. 8, 2019
New Orleans Last Loss At Home.....120-102 on Nov. 29, 2017
New Orleans Last Win On The Road.....112-106 on Feb. 10, 2017
New Orleans Last Loss On The Road.....110-106 on Jan. 12, 2019

2019-20 Pelicans vs. Knicks

Jan. 10 at New York
Mar. 27 vs. New York



2018-19 vs. Knicks (1-1)

Nov. 16	vs. New York	W	129-124
Nov. 23	at New York	L	114-109

Directory

Executive Chairman	James L. Dolan
President	Steve Mills
General Manager	Scott Perry
Head Coach	David Fizdale
Assistant Coaches (All-Time: 50-51, .495; All-Time vs. New Orleans: 3-2 (.600))	Keith Smart, Kaleb Canales, Jud Buchler, Pat Sullivan
Head Athletic Trainer	Royal Ivey, Howard Easley
Vice President of Public Relations	Roger Hinds
	Dan Sabreen

General Information

Division	Atlantic
Phone	(212) 465-6471
Address	Two Pennsylvania Plaza, New York, NY 10121
Home Court	Madison Square Garden (19,812, opened 1968)
Radio	ESPN (98.7 FM) - Ed Cohen, Brendan Brown
Cable TV	MSG Network - Mike Green, Walt Frazier, Rebecca Haarlow

New Orleans vs. New York Franchise Series Notes

Overall Record: 19-17 (.527)	Home Record: 10-8 (.555)	Road Record: 9-9 (.500)
Current Streak: Lost 1	Home: Won 1	Road: Lost 1
New Orleans Biggest Win14 (110-96 at New York on Jan. 9, 2017)	
New Orleans Biggest Loss22 (80-102 at New Orleans on Nov. 20, 2012)	
New Orleans Last Win At Home	129-124 on Nov. 16, 2018
New Orleans Last Loss At Home	105-103 on Dec. 30, 2017
New Orleans Last Win On The Road	123-118 (OT) on Jan. 14, 2018
New Orleans Last Loss On The Road	114-109 on Nov. 23, 2018

2019-20 Pelicans vs. Thunder

Nov. 2 at Oklahoma City
Nov. 29 at Oklahoma City
Dec. 1 vs. Oklahoma City
Feb. 13 vs. Oklahoma City



2018-19 vs. Thunder (2-2)

Nov. 5	at Oklahoma City	L	122-116
Dec. 12	vs. Oklahoma City	W	118-114
Jan. 24	at Oklahoma City	L	122-116
Feb. 14	vs. Oklahoma City	W	131-122

Directory

Chairman	Clay Bennett
Executive Vice President/General Manager	Sam Presti
Executive Vice President/Chief Administrative Officer	Danny Barth
Head Coach	Billy Donovan
Assistant Coaches (All-Time: 199-129, .607; All-Time vs. New Orleans: 9-5, .642)	Maurice Cheeks, Vin Bhavani, Billy Schmidt
Director of Performance Analysis	Steve Scalzi
Senior Player Development Coach/Basketball and Team Performance	Dave Bliss
Vice President of Identification and Intelligence	Will Dawkins
Vice President of Insight & Foresight	Ron Hennigan
Vice President of Human & Player Performance	Donnie Strack, DPT, ATC
Vice President of Basketball Communications & Engagement	Matt Tumbleson
Senior Basketball Communications Lead	John Read
Basketball Communications Coordinators	Laila Wani, Shelby Willingham

General Information

Division	Northwest
Phone	(405) 208-4800
Address	208 Thunder Dr., Oklahoma City, OK 73102
Home Court	Chesapeake Energy Arena (18,203, opened 2002)
Radio	WWLS (98.1 FM/640 AM) - Matt Pinto
Spanish Radio	WKY 930 AM - Eleno Ornales
Cable TV	FOX Sports Oklahoma - Michael Cage, Chris Fisher, Nick Gallo

New Orleans vs. Oklahoma City Franchise Series Notes

Overall Record: 25-32 (.438)	Home Record: 16-12 (.571)	Road Record: 9-20 (.310)
Current Streak: Won 1	Home: Won 2	Road: Lost 6
New Orleans Biggest Win31 (123-92 at New Orleans on Jan. 16, 2008)	
New Orleans Biggest Loss45 (74-119 at Oklahoma City on Feb. 27, 2013)	
New Orleans Last Win At Home	131-122 on Feb. 14, 2019
New Orleans Last Loss At Home	109-104 on Apr. 1, 2018
New Orleans Last Win On The Road	114-100 on Feb. 2, 2018
New Orleans Last Loss On The Road	122-116 on Jan. 24, 2019

WON'T BOW DOWN

2019-20 Pelicans vs. Magic

Dec. 15vs. Orlando
Mar. 29at Orlando



2018-19 vs. Magic (0-2)

Feb. 12	vs. Orlando	L	118-88
Mar. 20	at Orlando	L	119-96

Directory

Chairman/GovernorDan DeVos
Chief Executive Officer/Alternate GovernorAlex Martins
President of Basketball OperationsJeff Weltman
General ManagerJohn Hammond
Assistant General ManagersPete D'Alessandro, Matt Lloyd
Director of Player Development and Basketball OperationsBecky Bonner
Head CoachSteve Clifford
.....(All-Time: 238-254, .484; All-Time vs. New Orleans: 5-7, .416)	
Assistant CoachesMike Batiste, Tyrone Corbin, Pat Delany, Steve Hetzel, Bruce Kreutzer
Associate Coach/Player DevelopmentRick Higgins
High Performance DirectorDavid Tenney
Head Athletic TrainerErnest Eugene
Head Strength and Conditioning CoachLuke Storey
Chief Communications OfficerJoel Glass
Sr. Director of CommunicationsGeorge Galante
Director of Public RelationsTrish Wingerson
Communications ManagerBrooke Brumblow

General Information

DivisionSoutheast
Phone(407) 916-2400
Address8701 Maitland Summit Boulevard, Orlando, FL 32810
Home CourtAmway Center (18,846, opened 2010)
RadioFM 96.9 The Game – Dennis Neumann, Richie Aduabo
Spanish RadioSalsa 98.1 FM (WNUF-FM) – Joey Colon
TVFOX Sports Florida – David Steele, Jeff Turner, Dante Marchitelli

New Orleans vs. Orlando Franchise Series Notes

Overall Record: 18-19 (.486)	Home Record: 11-8 (.578)	Road Record: 7-11 (.388)
Current Streak: Lost 2	Home: Lost 2	Road: Lost 1
New Orleans Biggest Win32 (117-85 at New Orleans on Feb. 18, 2009)	
New Orleans Biggest Loss30 (118-88 at New Orleans on Feb. 12, 2019)	
New Orleans Last Win At Home118-98 on Jan. 18, 2017	
New Orleans Last Loss At Home118-88 on Feb. 12, 2019	
New Orleans Last Win On The Road111-97 on Dec. 22, 2017	
New Orleans Last Loss On The Road119-96 on Mar. 20, 2019	

2019-20 Pelicans vs. 76ers

Dec. 13at Philadelphia
Apr. 11vs. Philadelphia



2018-19 vs. 76ers (0-2)

Nov. 21	at Philadelphia	L	121-120
Feb. 25	vs. Philadelphia	L	111-110

Directory

Managing PartnerJosh Harris
Co-Managing PartnerDavid Blitzer
CEOScott O'Neil
President, Business OperationsChris Heck
General ManagerElton Brand
Executive Vice President, Basketball OperationsAlex Rucker
Assistant General ManagerNed Cohen
Sr. Vice President, Player PersonnelMarc Eversley
Vice President, Player DevelopmentAnnelise Schmittell
Vice President, ScoutingVince Rozman
Vice President, Research & DevelopmentSergi Oliva
Head CoachBrett Brown
.....(All-Time: 178-314, .362; All-Time vs. New Orleans: 6-6, .500)	
Assistant CoachJoseph Blair, John Bryant, Ime Udoka, Kevin Young
Sr. Advisor to the Head CoachJim O'Brien
Medical DirectorScott Epsley
Performance DirectorLorena Torres
Head Athletic TrainerKevin Johnson
Public RelationsDave Sholler, Patrick Rees, Lara Toscani Weems, Rob King, Zack Weiner

General Information

DivisionAtlantic
Phone(215) 339-7666
Address3 Banner Way, Camden, NJ 08103
Home CourtWells Fargo Center (20,328, opened 1996)
RadioThe Fanatic (97.5 FM) – Tom McGinnis
TVNBC Sports Philadelphia – Marc Zumoff, Alaa Abdelnaby, Serena Winters

New Orleans vs. Philadelphia Franchise Series Notes

Overall Record: 18-18 (.500)	Home Record: 11-7 (.611)	Road Record: 7-11 (.388)
Current Streak: Lost 3	Home: Lost 1	Road: Lost 2
New Orleans Biggest Win37 (135-98 at New Orleans on Nov. 17, 2013)	
New Orleans Biggest Loss21 (87-108 at Philadelphia on Nov. 25, 2002)	
New Orleans Last Win At Home131-124 on Dec. 10, 2017	
New Orleans Last Loss At Home111-110 on Feb. 25, 2019	
New Orleans Last Win On The Road108-93 on Dec. 20, 2016	
New Orleans Last Loss On The Road121-120 on Nov. 21, 2018	

2019-20 Pelicans vs. Suns

Nov. 21.....	at Phoenix
Dec. 5.....	vs. Phoenix
Apr. 9.....	vs. Phoenix



2018-19 vs. Suns (2-2)

Nov. 10	vs. Phoenix	W	119-99
Mar. 1	at Phoenix	W	130-116
Mar. 16	vs. Phoenix	L	138-136 (OT)
Apr. 5	at Phoenix	L	133-126 (OT)

Directory

Managing Partner.....	Robert Sarver
President.....	Jason Rowley
General Manager.....	James Jones
Sr. Vice President of Basketball Operations.....	Jeff Bower
Assistant General Manager.....	Trevor Bukstein
Head Coach.....	Monty Williams
(All-Time: 173-221, 439; All-Time vs. New Orleans: 0-0)	
Assistant Coaches.....	Willie Green, Darko Rajakovic, Mark Bryant, Randy Ayers
	Larry Greer, Steve Blake
Player Development Coaches.....	Riccardo Fois, Ben Strong
Head Video Coordinator.....	Ryan Frazier
Sr. Director, Player Health & Performance.....	Brady Howe
Director, Medical Services/Head Athletic Trainer.....	David Crewe
Director, Performance.....	Daniel Bove
Director, Rehabilitation.....	Adam Loiacono
VP, Basketball Communications.....	Julie Fie
Senior Manager, Basketball Communications.....	Cole Mickelson
Manager, Basketball Communications.....	DC Headley
Assistant to VP of Basketball Communications.....	Palmer Black
Vice President, Communications & Content.....	Casey Tagatz
Director, Business Communications.....	Carlos Manzanillo
Business Communications Manager.....	Sean Gale
Coordinator, Business Communications.....	Mychael Ramirez

General Information

Division.....	Pacific
Phone.....	(602) 379-7900
Address.....	201 E. Jefferson Street, Phoenix, AZ 85004
Home Court.....	Talking Stick Resort Arena (18,055, opened 1992)
Radio.....	Arizona Sports (98.7 FM) – Al McCoy, Tim Kempton, Joe Bloom
Spanish Radio.....	KSUN (1400 AM) – Arturo Ochoa, Jorge Moreno
Cable TV FOX Sports Arizona – Kevin Ray, Eddie Johnson, Ann Meyers Drysdale.....	
	Lindsey Smith

New Orleans vs. Phoenix Franchise Series Notes

Overall Record: 29-30 (.491)	Home Record: 14-15 (.482)	Road Record: 15-15 (.500)
Current Streak: Lost 2	Home: Lost 1	Road: Lost 1
New Orleans Biggest Win.....	24 (115-91 at Phoenix on Nov. 24, 2017)	
New Orleans Biggest Loss.....	37 (77-115 at Phoenix on Apr. 17, 2006)	
New Orleans Last Win At Home.....	119-99 on Nov. 10, 2018	
New Orleans Last Loss At Home.....	138-136 (OT) on Mar. 16, 2019	
New Orleans Last Win On The Road.....	130-116 on Mar. 1, 2019	
New Orleans Last Loss On The Road.....	133-126 (OT) on Apr. 5, 2019	

2019-20 Pelicans vs. Trail Blazers

Nov. 19.....	vs. Portland
Dec. 23.....	at Portland
Feb. 11.....	vs. Portland
Feb. 21.....	at Portland



2018-19 vs. Trail Blazers (0-3)

Nov. 1	at Portland	L	132-119
Jan. 18	at Portland	L	128-112
Mar. 15	vs. Portland	L	122-110

Directory

Chair, Trustee of Paul G. Allen Trust.....	Jody Allen
President of Basketball Operations.....	Neil Olshesky
President & CEO.....	Chris McGowan
Assistant General Managers.....	Bill Branch, Steve Rosenberry
Head Coach.....	Terry Stotts
(All-Time: 440-417, 513; All-Time vs. New Orleans: 21-16, 567)	
Assistant Coaches.....	Dale Osborne, Jim Moran, John McCullough, Jannero Pargo
Director of Player Health and Performance.....	Jesse Ellis
Head Athletic Trainer.....	Geoff Clark
Assistant Athletic Trainer/Physical Therapist.....	Jessica Cohen
Sports Performance Specialists.....	Todd Forcier, Ben Kenyon
Physical Therapist/Sports Scientist.....	Logan Sullivan
Director of Player Personnel.....	Joe Cronin
Senior Vice President of Basketball Communications.....	Jim Taylor
Basketball Communications Director.....	Collin Romer
Basketball Communications Assistant.....	Jacob Gifford
Corporate Communications Manager.....	Hilary Gorlin
Corporate Communications Coordinator.....	Holli Hanson

General Information

Division.....	Northwest
Phone.....	(503) 234- 9291
Address.....	One Center Court, Suite 200, Portland, OR 97227
Home Court.....	The Moda Center (19,441, opened 1995)
Radio.....	Rip City Radio (620 AM) – Travis Demers
Cable TV.....	NBC Sports Northwest – Kevin Calabro, Lamar Hurd, Brooke Olzendam

New Orleans vs. Portland Franchise Series Notes

Overall Record: 25-33 (.431)	Home Record: 17-12 (.586)	Road Record: 8-21 (.275)
Current Streak: Lost 4	Home: Lost 12	Road: Lost 2
New Orleans Biggest Win.....	36 (99-63 at New Orleans on Feb. 13, 2013)	
New Orleans Biggest Loss.....	26 (88-114 at New Orleans on Dec. 20, 2014)	
New Orleans Last Win At Home.....	119-113 on Jan. 12, 2018	
New Orleans Last Loss At Home.....	122-110 on Mar. 15, 2019	
New Orleans Last Win On The Road.....	123-116 on Dec. 2, 2017	
New Orleans Last Loss On The Road.....	128-112 on Jan. 18, 2019	

2019-20 Pelicans vs. Kings

Jan. 4.....	at Sacramento
Mar. 11.....	at Sacramento
Mar. 22.....	vs. Sacramento



2018-19 vs. Kings (3-1)

Oct. 19	vs. Sacramento	W	149-129
Dec. 23	at Sacramento	L	122-117
Mar. 28	vs. Sacramento	W	121-118
Apr. 7	at Sacramento	W	133-129

Directory

Chairman & Governor.....	Vivek Ranadivé
Chief Operating Officer.....	Matina Kolokotronis
General Manager.....	Vlade Divac
Assistant General Managers.....	Ken Catanella, Peja Stojakovic
Vice President, Strategy & Analytics.....	Luke Born
Head Coach.....	Luke Walton
(All-Time: 98-148, .398; All-Time vs. New Orleans: 5-6, .454)	
Assistant Coaches.....	Igor Kokoskov, Bob Beyer, Jesse Murmuys
Assistant Coach/Chief of Staff.....	Roy Rana
Assistant Coaches/Player Development.....	Bobby Jackson, Stacey Augmon, Lindsey Harding
Player Development Coach.....	Rico Hines
Vice President, Athlete Health and Performance.....	Teena Murray
Head Athletic Trainer.....	Joe Resendez
Sr. Vice President, Communications.....	Joelle Terry
Director, Media Relations.....	Alexander Sigua
Media Relations Manager.....	Rahsaan Gethers
Media Relations Coordinator.....	Michael Martinez

General Information

Division.....	Pacific
Phone.....	(916) 928-0000
Address.....	500 David J. Stern Walk, Sacramento, CA 95814
Home Court.....	Golden 1 Center (17,583, opened 2016)
Radio.....	KHTK (1140 AM) – Gary Gerould
Cable TV.....	NBC Sports California – Grant Napear, Doug Christie, Kayte Christensen-Hunter

New Orleans vs. Sacramento Franchise Series Notes

Overall Record: 33-26 (.559)	Home Record: 21-9 (.700)	Road Record: 12-17 (.413)
Current Streak: Won 2	Home: Won 2	Road: Won 1
New Orleans Biggest Win.....	28 (117-89 at New Orleans on Mar. 31, 2017)	
New Orleans Biggest Loss.....	36 (71-107 at Sacramento on Dec. 19, 2004)	
New Orleans Last Win At Home.....	121-118 on Mar. 28, 2019	
New Orleans Last Loss At Home.....	114-103 on Jan. 30, 2018	
New Orleans Last Win On The Road.....	133-129 on Apr. 7, 2019	
New Orleans Last Loss On The Road.....	122-117 on Dec. 23, 2018	

2019-20 Pelicans vs. Spurs

Jan. 22.....	vs. San Antonio
Mar. 18.....	vs. San Antonio
Apr. 5.....	at San Antonio
Apr. 15.....	at San Antonio



2016-17 vs. Spurs (1-3)

Nov. 3	at San Antonio	L	109-95
Nov. 19	vs. San Antonio	W	140-126
Jan. 26	vs. San Antonio	L	126-114
Feb. 2	at San Antonio	L	113-108

Directory

Chairman & CEO.....	Juliana Hawn Holt
President & CEO.....	Rick Pych
Pres. of Basketball Ops./Head Coach.....	Gregg Popovich
(All-Time: 1197-541, .689; All-Time vs. New Orleans: 43-17, .716)	
President of Sports Franchises/General Manager.....	R.C. Buford
Assistant General Manager.....	Brian Wright
Asst. Coaches.....	Ettore Messina, Ime Udoka, Becky Hammon, Chip Engelland, Will Hardy
Head Athletic Trainer.....	Will Sevensen
Senior Director of Communications.....	Tom James
Basketball Communications Manager.....	Kris Davis
Basketball Communications Coordinator.....	Jordan Howenstine

General Information

Division.....	Southwest
Phone.....	(210) 444-5500
Address.....	One AT&T Center, San Antonio, TX 78219
Home Court.....	AT&T Center (18,581, opened 2002)
Radio.....	WOAI (1200 AM) – Bill Schoening
Spanish Radio.....	KXTN (107.5 FM) – Paul Castro
TV.....	KENS-5, KMYS-35, FOX Sports Southwest (Channel 26) – Bill Land, Sean Elliott, Dan Weiss

New Orleans vs. San Antonio Franchise Series Notes

Overall Record: 18-46 (.281)	Home Record: 13-19 (.406)	Road Record: 5-27 (.156)
Current Streak: Lost 2	Home: Lost 1	Road: Lost 3
New Orleans Biggest Win.....	25 (100-75 at New Orleans on Mar. 12, 2008)	
New Orleans Biggest Loss.....	35 (77-112 at Oklahoma City on Dec. 23, 2006)	
New Orleans Last Win At Home.....	140-126 on Nov. 19, 2018	
New Orleans Last Loss At Home.....	126-114 on Jan. 26, 2019	
New Orleans Last Win On The Road.....	121-116 on Feb. 28, 2018	
New Orleans Last Loss On The Road.....	113-108 on Feb. 2, 2019	

WON'T BOW DOWN

2019-20 Pelicans vs. Raptors

Oct. 22 at Toronto
Nov. 8 vs. Toronto



2018-19 vs. Raptors (1-1)

Nov. 12	at Toronto	W	126-110
Mar. 8	vs. Toronto	L	127-104

Directory

Chairmen of the Board, NBA Governor Lawrence M. Tanenbaum, O.C.
President Masai Ujiri
General Manager Bobby Webster
Head Coach Nick Nurse
 (All-Time: 58-24, .707; All-Time vs. New Orleans: 1-1, .500)
Assistant Coaches Adrian Griffin, Sergio Scariolo, Nate Bjorkgren,
 Patrick Mutombo, Jim Sann, Jon Goodwillie, Brittini Donaldson
Assistant Coach/Director of Sports Science Alex McKechnie
Head Athletic Trainer Scott McCullough
Strength and Conditioning Coach Jon Lee
Director, Communications Jennifer Quinn
Senior Manager, Basketball Communications Roven Yau
Manager, Communications Phil Summers
Coordinator, Communications Emma Marshall, Tasala Tahir

General Information

Division Atlantic
Phone (416) 815-5600
Address OVO Athletic Centre
 30 British Columbia Road, Toronto, Ontario, Canada M6K 3C3
Home Court Scotiabank Arena (19,800, opened 1999)
Radio TSN Radio 1050 (1050 AM), Sportsnet 590 (590 AM) – Paul Jones,
 Eric Smith, Jack Armstrong, Sherman Hamilton
Cable TV TSN, Sportsnet – Matt Devlin, Leo Rautins, Jack Armstrong

New Orleans vs. Toronto Franchise Series Notes

Overall Record: 14-23 (.378)	Home Record: 6-13 (.315)	Road Record: 8-10 (.444)
Current Streak: Lost 1	Home: Lost 4	Road: Won 1
New Orleans Biggest Win 21 (104-83 at New Orleans on Jan. 29, 2003)	
New Orleans Biggest Loss 24 (115-91 at New Orleans on Mar. 26, 2016)	
New Orleans Last Win At Home 100-97 on Feb. 23, 2015	
New Orleans Last Loss At Home 127-104 on Mar. 8, 2019	
New Orleans Last Win On The Road 126-110 on Nov. 12, 2018	
New Orleans Last Loss On The Road 122-118 on Nov. 9, 2017	

2019-20 Pelicans vs. Jazz

Nov. 23 at Utah
Jan. 6 vs. Utah
Jan. 16 vs. Utah
Mar. 13 at Utah



2018-19 vs. Jazz (1-2)

Oct. 27	vs. Utah	L	132-111
Mar. 4	at Utah	W	115-112
Mar. 6	vs. Utah	L	114-104

Directory

Owner Gail Miller
Executive Vice President Don Stirling
Executive VP of Basketball Operations Dennis Lindsey
General Manager Justin Zanik
Sr. Vice President of Basketball Operations Linda Luchetti
Vice President of Player Personnel Walt Perrin
Assistant General Managers David Morway
Head Coach Quin Snyder
 (All-Time: 227-183, .554; All-Time vs. New Orleans: 11-6, .647)
Assistant Coaches Alex Jensen, Johnnie Bryant, Zach Guthrie, Vince Legarza
 Lamar Skeeter, Jeff Watkinson, Mike Wells
Vice President of Performance Health Care Mike Elliott
Head Athletic Trainer Eric Waters
Director of Sports Science Barnett Frank
Strength & Conditioning Coach Isaiah Wright
Sr. Vice President, Communications Frank Zang
Vice President, Communications Derek Garduno
Director, Communications Madeline Wehle Crandall
Manager, Communications Danny Franks

General Information

Division Northwest
Phone (801) 325-2500
Address 1420 S 500 W, Salt Lake City, UT 84115
Home Court Vivint Smart Home Arena (19,911, opened 1991)
Radio The Zone (KZNS-1280 AM/97.5 FM) – David Locke, Ron Boone
Cable TV AT&T SportsNet – Craig Bolerjack, Matt Harpring, Kristen Kenney

New Orleans vs. Utah Franchise Series Notes

Overall Record: 22-36 (.379)	Home Record: 13-17 (.433)	Road Record: 9-19 (.321)
Current Streak: Lost 1	Home: Lost 6	Road: Won 2
New Orleans Biggest Win 29 (100-71 at New Orleans on Dec. 17, 2010)	
New Orleans Biggest Loss 33 (127-94 at New Orleans on Feb. 8, 2017)	
New Orleans Last Win At Home 100-96 on Feb. 10, 2016	
New Orleans Last Loss At Home 114-104 on Mar. 6, 2019	
New Orleans Last Win On The Road 115-112 on Mar. 4, 2019	
New Orleans Last Loss On The Road 114-108 on Dec. 1, 2017	

WON'T BOW DOWN

2019-20 Pelicans vs. Wizards

Apr. 1 at Washington
 Apr. 13 vs. Washington



2018-19 vs. Wizards (1-1)

Nov. 24 at Washington L 124-114
 Nov. 28 vs. Washington W 125-104

Directory

Chairman & CEO Ted Leonsis
 General Manager Tommy Sheppard
 Chief Planning & Operations Officer Sashi Brown
 Chief of Athletic Care & Performance Daniel Medina
 Assistant General Manager/Strategy & Analytics Brett Greenberg
 Head Coach Scott Brooks
 (All-Time: 462-329, 584; All-Time vs. New Orleans: 20-10, 667)
 Associate Head Coach Tony Brown
 Assistant Coaches Mike Longabardi, Jarrell Christian, Corey Gaines,
 Dean Oliver, Mike Terpstra
 Assistant Coach/Director of Player Development David Adkins
 Director of Coaching Administration Eric Sebastian
 Vice President of Player Performance Mark Simpson
 Lead Physical Therapist/Director of Medical Services Steve Smith
 Senior Physical Therapist Jesse Phillips
 Athletic Trainers Jeff Bangs, Navin Hettiarachchi
 Vice President of Communications Scott Hall
 Director of Media Relations DeAndre Phillips
 Director of Basketball Communications Daren Jenkins
 Director of Corporate Communications Ketsia Colimon

General Information

Division Southeast
 Phone (202) 661-5000
 Address 601 F. Street, NW, Washington, DC 20004
 Home Court Capital One Arena (20,356, opened 1997)
 Radio WNEW (99.1 FM)/WFED (1500 AM) – Dave Johnson, Glenn Corsor
 TV NBC Sports Washington – Justin Kutcher, Drew Gooden,
 Caron Butler Chris Miller

New Orleans vs. Washington Franchise Series Notes

Overall Record: 15-21 (.416) Home Record: 11-8 (.578) Road Record: 4-13 (.235)
 Current Streak: Won 1 Home: Won 1 Road: Lost 7
 New Orleans Biggest Win 22 (120-98 at New Orleans on Feb. 18, 2004)
 New Orleans Biggest Loss 22 (103-125 at Washington on Mar. 17, 2007)
 New Orleans Last Win At Home 125-104 on Nov. 28, 2018
 New Orleans Last Loss At Home 116-97 on Mar. 9, 2018
 New Orleans Last Win On The Road 92-81 on Jan. 1, 2011
 New Orleans Last Loss On The Road 124-114 on Nov. 24, 2018

2018-19 DIVISION STANDINGS

EASTERN CONFERENCE

Atlantic Division

	W	L	Pct	GB	Home	Road
Toronto	58	24	.707	0.0	32-9	26-15
Philadelphia	51	31	.622	7.0	31-10	20-21
Boston	49	33	.598	9.0	28-13	21-20
Brooklyn	42	40	.512	16.0	23-18	19-22
New York	17	65	.207	41.0	9-32	8-33

Central Division

	W	L	Pct	GB	Home	Road
Milwaukee	60	22	.732	0.0	33-8	27-14
Indiana	48	34	.585	12.0	29-12	19-22
Detroit	41	41	.500	19.0	26-15	15-26
Chicago	22	60	.268	38.0	9-32	13-28
Cleveland	19	63	.232	41.0	13-28	6-35

Southeast Division

	W	L	Pct	GB	Home	Road
Orlando	42	40	.512	0.0	25-16	17-24
Charlotte	39	43	.476	3.0	25-16	14-27
Miami	39	43	.476	3.0	19-22	20-21
Washington	32	50	.390	10.0	22-19	10-31
Atlanta	29	53	.354	13.0	17-24	12-29

WESTERN CONFERENCE

Southwest Division

	W	L	Pct	GB	Home	Road
Houston	53	29	.646	0.0	31-10	22-19
San Antonio	48	34	.585	5.0	32-9	16-25
Dallas	33	49	.402	20.0	24-17	9-32
Memphis	33	49	.402	20.0	21-20	12-29
New Orleans	33	49	.402	20.0	19-22	14-27

Northwest Division

	W	L	Pct	GB	Home	Road
Denver	54	28	.659	0.0	34-7	20-21
Portland	53	29	.646	1.0	32-9	21-20
Utah	50	32	.610	4.0	29-12	21-20
Oklahoma City	49	33	.598	5.0	27-14	22-19
Minnesota	36	46	.439	18.0	25-16	11-30

Pacific Division

	W	L	Pct	GB	Home	Road
Golden State	57	25	.695	0.0	30-11	27-14
L.A. Clippers	48	34	.585	9.0	26-15	22-19
Sacramento	39	43	.476	18.0	24-17	15-26
L.A. Lakers	37	45	.451	20.0	22-19	15-26
Phoenix	19	63	.232	38.0	12-29	7-34

2018-19 NBA INDIVIDUAL LEADERS

SCORING AVERAGE

	G	FG	FT	Pts	Avg
Harden, Hou.	78	843	754	2818	36.1
George, OKC.	77	707	453	2159	28.0
Antetokounmpo, Mil.	72	721	500	1994	27.7
Embiid, Phi.	64	580	522	1761	27.5
Curry, G.S.	69	632	263	1881	27.3
Leonard, Tor.	60	560	364	1596	26.6
Booker, Pho.	64	586	393	1700	26.6
Durant, G.S.	78	721	448	2027	26.0
Lillard, Por.	80	681	468	2067	25.8
Walker, Cha.	82	731	380	2102	25.6
Beal, Was.	82	764	362	2099	25.6
Griffin, Det.	75	619	414	1841	24.5
Towns, Min.	77	681	376	1880	24.4
Irving, Bos.	67	604	214	1596	23.8
Mitchell, Utah	77	661	319	1829	23.8
LaVine, Chi.	63	530	312	1492	23.7
Westbrook, OKC.	73	630	296	1675	22.9
Thompson, G.S.	78	655	129	1680	21.5
Randle, N.O.	73	571	356	1565	21.4
Aldridge, S.A.	81	684	349	1727	21.3

REBOUNDS PER GAME

	G	Off	Def	Tot	Avg
Drummond, Det.	79	423	809	1232	15.6
Embiid, Phi.	64	160	711	871	13.6
Jordan, Dal.-N.Y.	69	225	677	902	13.1
Gobert, Utah	81	309	732	1041	12.9
Capela, Hou.	67	298	550	848	12.7
Antetokounmpo, Mil.	72	159	739	898	12.5
Towns, Min.	77	263	691	954	12.4
Vucevic, Ori.	80	224	736	960	12.0
Whiteside, Mia.	72	257	560	817	11.3
Westbrook, OKC.	73	109	698	807	11.1
Jokic, Den.	80	228	637	865	10.8
Nurkic, Por.	72	243	505	748	10.4
Ayton, Pho.	71	223	506	729	10.3
Kanter, N.Y.-Por.	67	257	402	659	9.8
Collins, Atl.	61	219	376	595	9.8
Adams, OKC.	80	391	369	760	9.5
Sabonis, Ind.	74	186	504	690	9.3
Aldridge, S.A.	81	251	493	744	9.2
B. Simmons, Phi.	79	172	525	697	8.8

STEALS PER GAME

	G	Stl	Avg
George, OKC.	77	170	2.21
Harden, Hou.	78	158	2.03
Paul, Hou.	58	114	1.97
Westbrook, OKC.	73	142	1.95
Butler, Min.-Phi.	65	123	1.89
Smart, Bos.	80	143	1.79
Leonard, Tor.	60	106	1.77
Drummond, Det.	79	136	1.72
Fox, Sac.	81	133	1.64
Holiday, N.O.	67	109	1.63

MINUTES PER GAME

	G	Min	Avg
Beal, Was.	82	3028	36.9
George, OKC.	77	2841	36.9
Harden, Hou.	78	2867	36.8
Westbrook, OKC.	73	2630	36.0
Holiday, N.O.	67	2402	35.9
Lillard, Por.	80	2838	35.5
Booker, Pho.	64	2242	35.0
Griffin, Det.	75	2622	35.0
DeRozan, S.A.	77	2688	34.9
Walker, Cha.	82	2863	34.9

ASSISTS PER GAME

	G	Ast	Avg
Westbrook, OKC.	73	784	10.7
Lowry, Tor.	65	564	8.7
Paul, Hou.	58	473	8.2
Young, Atl.	81	653	8.1
Holiday, N.O.	67	518	7.7
B. Simmons, Phi.	79	610	7.7
Harden, Hou.	78	586	7.5
Fox, Sac.	81	590	7.3
Jokic, Den.	80	580	7.3
Russell, Bkn.	81	563	7.0
Irving, Bos.	67	464	6.9
Lillard, Por.	80	551	6.9
Green, G.S.	66	454	6.9
Booker, Pho.	64	433	6.8
Conley, Mem.	70	449	6.4
DeRozan, S.A.	77	475	6.2
Rubio, Utah	68	416	6.1
Collison, Ind.	76	459	6.0
Doncic, Dal.	72	429	6.0
Walker, Cha.	82	484	5.9

FIELD GOAL PERCENTAGE

	FG	FGA	PCT
Gobert, Utah	476	712	.669
Capela, Hou.	474	732	.648
McGee, LA-L	400	641	.624
Bryant, Was.	309	502	.616
Harrell, LA-C	546	888	.615
Adams, OKC.	481	809	.595
Sabonis, Ind.	413	700	.590
Allen, Bkn.	335	568	.590
Favors, Utah	363	619	.586
Ayton, Pho.	509	870	.585

FREE THROW PERCENTAGE

	FT	FTA	PCT
Brogdon, Mil.	141	152	.928
Curry, G.S.	263	287	.916
Lillard, Por.	468	513	.912
Gallinari, LA-C	367	406	.904
Redick, Phi.	228	255	.894
Lamb, Cha.	231	260	.888
Green, Was.	183	206	.888
Hield, Sac.	171	193	.886
Durant, G.S.	448	506	.885
Hood, Cle.-Por.	137	155	.884

3-POINT FIELD GOAL PERCENTAGE

	3FG	3FGA	PCT
Harris, Bkn.	183	386	.474
Green, Tor.	198	435	.455
Curry, Por.	113	251	.450
Curry, G.S.	354	810	.437
Gallinari, LA-C	161	372	.433
Bertans, S.A.	145	338	.429
Hield, Sac.	278	651	.427
Brogdon, Mil.	104	244	.426
Forbes, S.A.	176	413	.426
Bogdanovic, Ind.	164	386	.425

BLOCKS PER GAME

	G	Blk	Avg
Turner, Ind.	74	199	2.69
Robinson, N.Y.	66	161	2.44
Gobert, Utah	81	187	2.31
Lopez, Mil.	81	179	2.21
McGee, LA-L	75	148	1.97
Embiid, Phi.	64	122	1.91
Whiteside, Mia.	72	136	1.89
Drummond, Det.	79	138	1.75
Towns, Min.	77	125	1.62
Antetokounmpo, Mil.	72	110	1.53

2018-19 NBA TEAM/INDIVIDUAL HIGHS & LOWS

TEAM HIGHS/LOWS

Field Goals	61, Atlanta, vs. CHI, 3/1 (4 OT) 59, New Orleans, vs. SA, 11/19 25, (3 times, most recently) L.A. Clippers, at MEM, 12/5
Fewest Field Goals	
FG Attempts	123, Atlanta, vs. CHI, 3/1 (4 OT) 114, Brooklyn, vs. MIA, 4/10 64, Phoenix, vs. MEM, 11/4 .649, San Antonio, at ORL, 12/19 .278, Detroit, at BKN, 3/11 27, Houston, vs. PHO, 4/7 70, Houston, vs. BKN, 1/16 (OT) 61, Houston, at SAC, 4/2 3-Pt. FG Pct. .842, San Antonio, vs. OKC, 1/10 (2 OT) .783, L.A. Clippers, at GS, 12/23 44, Philadelphia, vs. DET, 11/3 2, Miami, vs. ORL, 12/4 54, Philadelphia, at PHO, 1/2 54, Brooklyn, at ATL, 3/9 4, Denver, at SA, 3/4 1,000, Boston, at WAS, 12/12 (OT) 1,000, Houston, at MEM, 3/20 (OT) 1,000, (27 times, most recently) Orlando, at BOS, 4/7 .263, Miami, at DET, 1/18 26, Oklahoma City, at DAL, 11/10 26, Philadelphia, at ATL, 4/3 23, Charlotte, at BKN, 3/21 1, Chicago, at ORL, 12/13 55, Milwaukee, at MIN, 10/26 18, Minnesota, vs. IND, 10/24 18, Phoenix, vs. LAC, 1/4 71, Milwaukee, at ATL, 3/31 (OT) 68, Brooklyn, vs. MIA, 4/10 22, Cleveland, vs. MIA, 1/2 42, Golden State, vs. SA, 2/6 10, (3 times, most recently) Houston, at NY, 1/23 38, Atlanta, vs. LAC, 11/19 9, New Orleans, vs. HOU, 3/24 9, Portland, at ATL, 3/29 20, Miami, vs. ATL, 11/27 29, Dallas, at OKC, 12/31 3, (4 times, most recently) Dallas, at UTA, 2/23 19, Memphis, vs. NY, 11/25 168, Chicago, at ATL, 3/1 (4 OT) 149, (5 times, most recently) Houston, vs. PHO, 4/7 68, Utah, at DAL, 11/14
Fewest FG Attempts	
Field Goal Pct.	
Lowest Field Goal Pct.	
3-Pt. Field Goals	
3-Pt. FG Attempts	
3-Pt. FG Pct.	
Free Throws	
Fewest Free Throws	
FT Attempts	
Fewest FT Attempts	
Free Throw Pct.	
Lowest Free Throw Pct.	
Off. Rebounds	
Off. Rebounds	
Fewest Off. Rebounds	
Def. Rebounds	
Fewest Def. Rebounds	
Fewest Def. Rebounds	
Rebounds	
Fewest Rebounds	
Assists	
Fewest Assists	
Personal Fouls	
Fewest Personal Fouls	
Steals	
Turnovers	
Fewest Turnovers	
Blocks	
Points	
Points	
Fewest Points	

INDIVIDUAL HIGHS

Minutes	56, LaVine, CHI at ATL, 3/1 (4 OT) 56, Young, ATL vs. CHI, 3/1 (4 OT) 48, (4 times, most recently) Trent, POR vs. SAC, 4/10
Field Goals	21, Walker, CHA vs. PHI, 11/17 (OT) 20, (3 times, most recently) Aldridge, SA at BOS, 3/24
FG Attempts	39, Harden, HOU at MEM, 3/20 (OT) 38, Harden, HOU at NY, 1/23
3-Pt. Field Goals	14, Thompson, GS at CHI, 10/29
3-Pt. FG Attempts	24, Thompson, GS at CHI, 10/29
Free Throws	22, Harden, HOU at NY, 1/23
FT Attempts	27, Harden, HOU vs. MEM, 12/31
Off. Rebounds	12, Capela, HOU at DET, 11/23 (OT) 12, McGee, LAL vs. BKN, 3/22
Def. Rebounds	23, Valanciunas, MEM at ORL, 3/22 (OT) 22, Gobert, UTA vs. DET, 1/14 27, Towns, MIN vs. NO, 1/12
Rebounds	
Assists	24, Westbrook, OKC at SA, 1/10 (2 OT) 21, Westbrook, OKC vs. LAL, 4/2 8, Irving, BOS vs. MIA, 1/21
Steals	
Turnovers	11, Harden, HOU at WAS, 11/26 (OT) 11, B. Simmons, PHI at TOR, 10/30 11, Towns, MIN vs. MIA, 4/5 9, Whiteside, MIA vs. SA, 11/7 9, Robinson, NY vs. ORL, 11/11 61, Harden, HOU at NY, 1/23 61, Harden, HOU vs. SA, 3/22
Blocks	
Points	

2018-19 NBA ATTENDANCE TOTALS

Team	Home Attendance			Road Attendance		
	Games	Total	Average	Games	Total	Average
Atlanta Hawks	41	630,440	15,377	41	729,237	17,786
Boston Celtics	41	763,584	18,624	41	765,533	18,672
Brooklyn Nets	41	612,597	14,941	41	741,515	18,086
Charlotte Hornets	41	676,570	16,502	41	723,570	17,648
Chicago Bulls	41	823,475	20,085	41	730,710	17,822
Cleveland Cavaliers	41	793,337	19,350	41	722,921	17,632
Dallas Mavericks	41	820,569	20,014	41	741,033	18,074
Denver Nuggets	41	756,457	18,450	41	716,494	17,475
Detroit Pistons	41	675,963	16,487	41	730,583	17,819
Golden State Warriors	41	803,436	19,596	41	770,397	18,790
Houston Rockets	41	740,392	18,058	41	734,766	17,921
Indiana Pacers	41	689,310	16,812	41	732,774	17,873
Los Angeles Clippers	41	710,327	17,325	41	706,573	17,233
Los Angeles Lakers	41	778,877	18,997	41	773,355	18,862
Memphis Grizzlies	41	638,332	15,569	41	720,763	17,580
Miami Heat	41	805,264	19,641	41	745,217	18,176
Milwaukee Bucks	41	721,692	17,602	41	747,607	18,234
Minnesota Timberwolves	41	627,543	15,306	41	723,775	17,653
New Orleans Pelicans	41	656,183	16,004	41	724,356	17,667
New York Knickerbockers	41	779,087	19,002	41	720,226	17,566
Oklahoma City Thunder	41	746,350	18,204	41	732,517	17,866
Orlando Magic	41	720,024	17,562	41	724,048	17,660
Philadelphia 76ers	41	838,564	20,453	41	733,699	17,895
Phoenix Suns	41	627,023	15,293	41	737,301	17,983
Portland Trail Blazers	41	799,345	19,496	41	735,976	17,951
Sacramento Kings	41	700,975	17,097	41	705,164	17,199
San Antonio Spurs	41	750,616	18,308	41	712,647	17,382
Toronto Raptors	41	812,822	19,825	41	747,839	18,240
Utah Jazz	41	732,240	17,860	41	718,204	17,517
Washington Wizards	41	716,996	17,488	41	717,896	17,510
TOTALS	1230	21,948,390	17,844	1230	21,966,696	17,859

*Note: New Orleans finished 25th in total NBA Attendance, 25th in average NBA Attendance and had 14 sellouts
New Orleans, LA (Smoothie King Center)- Capacity 16,867

2018-19 NBA HONOR ROLL

2018-19 NBA HONORS

Most Valuable Player

Giannis Antetokounmpo, Milwaukee Bucks

Coach of the Year

Mike Budenholzer, Milwaukee Bucks

Rookie of the Year

Luka Doncic, Dallas Mavericks

Most Improved Player

Pascal Siakam, Toronto Raptors

Defensive Player of the Year

Rudy Gobert, Utah Jazz

Sixth Man Award

Lou Williams, Los Angeles Clippers

Sportsmanship Award

Mike Conley, Memphis Grizzlies

Twoyman-Stokes Teammate of the Year Award

Mike Conley, Memphis Grizzlies

2018-19 ALL-NBA TEAM

First Team

F Giannis Antetokounmpo, MIL
G James Harden, HOU
G Stephen Curry, GSW
F Paul George, OKC
C Nikola Jokic, DEN

Second Team

C Joel Embiid, PHI
F Kevin Durant, GSW
G Damian Lillard, POR
F Kawhi Leonard, TOR
G Kyrie Irving, BOS

Third Team

G Russell Westbrook, OKC
F Blake Griffin, DET
F LeBron James, LAL
C Rudy Gobert, UTA
G Kemba Walker, CHA

2018-19 ALL-DEFENSIVE TEAM

First Team

Rudy Gobert, UTA
Paul George, OKC
Giannis Antetokounmpo, MIL
Marcus Smart, BOS
Eric Bledsoe, MIL

Second Team

Jrue Holiday, NOP
Klay Thompson, GSW
Joel Embiid, PHI
Draymond Green, GSW
Kawhi Leonard, TOR

2018-19 ALL-ROOKIE TEAM

First Team

Luka Doncic, DAL
Trae Young, ATL
Deandre Ayton, PHX
Jaren Jackson Jr., MEM
Marvin Bagley III, SAC

Second Team

Shai Gilgeous-Alexander, LAC
Collin Sexton, CLE
Landry Shamit, LAC
Mitchell Robinson, NYK
Kevin Huerter, ATL

WON'T BOW DOWN

2019 NBA DRAFT

FIRST ROUND

Team	Player	Position	Prior to NBA/Country
1. New Orleans	Zion Williamson	Forward	Duke/USA
2. Memphis	Ja Morant	Guard	Murray State/USA
3. New York	R.J. Barrett	Guard/Forward	Duke/Canada
4. L.A. Lakers	De'Andre Hunter	Forward	Virginia/USA
5. Cleveland	Darius Garland	Guard	Vanderbilt/USA
6. Phoenix	Jarrett Culver	Guard	Texas Tech/USA
7. Chicago	Coby White	Guard	North Carolina/USA
8. Atlanta	Jaxson Hayes	Center	Texas/USA
9. Washington	Rui Hachimura	Forward	Gonzaga/Japan
10. Atlanta	Cam Reddick	Forward	Duke/USA
11. Minnesota	Cameron Johnson	Forward	North Carolina/USA
12. Charlotte	P.J. Washington	Forward	Kentucky/USA
13. Miami	Tyler Herro	Guard	Kentucky/USA
14. Boston	Romeo Langford	Guard	Indiana/USA
15. Detroit	Sekou Doumbouya	Forward	FLMIGOS CSP (France)/France
16. Orlando	Chuma Okeke	Forward	Auburn/USA
17. Brooklyn	Nickel Alexander-Walker	Guard	Virginia Tech/Canada
18. Indiana	Goga Bitadze	Center	Mega Bemax (Serbia)/Georgia
19. San Antonio	Luka Samanic	Forward	Olimpija Ljubljana (Slovenia)/Croatia
20. Boston	Matisse Thybulle	Forward	Washington/USA
21. Oklahoma City	Brandon Clarke	Forward	Gonzaga/Canada
22. Boston	Grant Williams	Forward	Tennessee/USA
23. Utah	Darius Bazley	Forward	Princeton H.S. (OH)/USA
24. Philadelphia	Ty Jerome	Guard	Virginia/USA
25. Portland	Nassir Little	Forward	North Carolina/USA
26. Cleveland	Dylan Windler	Forward	Belmont/USA
27. Brooklyn	Mfiondu Kabengele	Center	Florida State/Canada
28. Golden State	Jordan Poole	Guard	Michigan/USA
29. San Antonio	Keldon Johnson	Forward	Kentucky/USA
30. Milwaukee	Kevin Porter Jr.	Guard	USC/USA

SECOND ROUND

Team	Player	Position	Prior to NBA/Country
31. Brooklyn	Nicolas Claxton	Forward	Georgia/U.S. Virgin Islands
32. Phoenix	KZ Okpala	Forward	Stanford/USA
33. Philadelphia	Carsen Edwards	Guard	Purdue/USA
34. Philadelphia	Bruno Fernando	Center	Maryland/Angola
35. Atlanta	Marcos Louzada Silva	Forward	Franca (Brazil)/Brazil
36. Charlotte	Cody Martin	Forward	Nevada/USA
37. Dallas	Deividas Sirvydis	Forward	Rytas Vilnius (Lithuania)/Lithuania
38. Chicago	Daniel Gafford	Center	Arkansas/USA
39. New Orleans	Alen Smailagic	Center	Sanita Cruz Warriors (G League)/Serbia
40. Sacramento	Justin James	Guard	Wyoming/USA
41. Golden State	Eric Paschall	Forward	Villanova/USA
42. Philadelphia	Admiral Schofield	Forward	Tennessee/USA
43. Minnesota	Jaylen Nowell	Guard	Washington/USA
44. Miami	Bol Bol	Center	Oregon/USA
45. Detroit	Isaiah Roby	Forward	Nebraska/USA
46. Orlando	Talen Horton-Tucker	Guard	Iowa State/USA
47. Sacramento	Ignas Brazdeikis	Forward	Michigan/Canada
48. L.A. Clippers	Terance Mann	Forward	Florida State/USA
49. San Antonio	Quindary Weatherspoon	Guard	Mississippi State/USA
50. Indiana	Jarrell Brantley	Forward	Charleston/USA
51. Boston	Tremont Waters	Guard	LSU/USA
52. Charlotte	Jalen McDaniels	Forward	San Diego State/USA
53. Utah	Justin Wright-Forman	Guard	Hofstra/USA
54. Philadelphia	Marial Shayok	Guard	Iowa State/Canada
55. New York	Kyle Guy	Guard	Virginia/USA
56. L.A. Clippers	Jaylen Hands	Guard	UCLA/USA
57. New Orleans	Jordan Bone	Guard	Tennessee/USA
58. Golden State	Miye Oni	Guard	Yale/USA
59. Toronto	Dewan Hernandez	Forward	Miami/USA
60. Sacramento	Vanja Marinkovic	Guard	Partizan Belgrade (Serbia)/Serbia

ALL-TIME NBA STATISTICAL LEADERS

MOST GAMES PLAYED

Robert Parish	1,611
Kareem Abdul-Jabbar	1,560
Dirk Nowitzki	1,522
John Stockton	1,504
VINCE CARTER	1,481
Karl Malone	1,476
Kevin Garnett	1,462
Kevin Willis	1,424
Jason Terry	1,410
Tim Duncan	1,392

MOST FT ATTEMPTED

Karl Malone	13,188
Wilt Chamberlain	11,862
Shaquille O'Neal	11,252
Moses Malone	11,090
Kobe Bryant	10,011
LeBRON JAMES	9,701
Kareem Abdul-Jabbar	9,304
Oscar Robertson	9,185
DWIGHT HOWARD	8,885
Jerry West	8,801

MOST ASSISTS

John Stockton	15,806
Jason Kidd	12,091
Steve Nash	10,335
Mark Jackson	10,334
Magic Johnson	10,141
Oscar Robertson	9,887
CHRIS PAUL	9,181
Isaiah Thomas	9,061
Gary Payton	8,966
LeBRON JAMES	8,662

MOST MINUTES PLAYED

Kareem Abdul-Jabbar	57,446
Karl Malone	54,852
Dirk Nowitzki	51,368
Kevin Garnett	50,418
Jason Kidd	50,111
Elvin Hayes	50,000
Kobe Bryant	48,637
Wilt Chamberlain	47,859
John Stockton	47,764
Reggie Miller	47,619

MOST 3PT FIELD GOALS MADE

Ray Allen	2,973
Reggie Miller	2,560
STEPHEN CURRY	2,483
KYLE KORVER	2,351
Jason Terry	2,282
VINCE CARTER	2,229
JAMAL CRAWFORD	2,220
Paul Pierce	2,143
JAMES HARDEN	2,025
Jason Kidd	1,988

MOST STEALS

John Stockton	3,265
Jason Kidd	2,684
Michael Jordan	2,514
Gary Payton	2,445
Maurice Cheeks	2,310
Scottie Pippen	2,307
Clyde Drexler	2,207
Hakeem Olajuwon	2,162
CHRIS PAUL	2,122
Alvin Robertson	2,112

POINTS

Kareem Abdul-Jabbar	38,387
Karl Malone	36,928
Kobe Bryant	33,643
LeBRON JAMES	32,543
Michael Jordan	32,292
Wilt Chamberlain	31,419
Dirk Nowitzki	31,560
Shaquille O'Neal	28,596
Moses Malone	27,409
Elvin Hayes	27,313

MOST 3PT FIELD GOALS ATT.

Ray Allen	7,429
Reggie Miller	6,486
JAMAL CRAWFORD	6,377
Jason Terry	6,010
VINCE CARTER	5,966
Paul Pierce	5,816
Jason Kidd	5,701
STEPHEN CURRY	5,690
JAMES HARDEN	5,551
Kobe Bryant	5,546

MOST BLOCKED SHOTS

Hakeem Olajuwon	3,830
Dikembe Mutombo	3,289
Kareem Abdul-Jabbar	3,189
Mark Eaton	3,064
Tim Duncan	3,020
David Robinson	2,954
Patrick Ewing	2,894
Shaquille O'Neal	2,732
Tree Rollins	2,542
Robert Parish	2,361

MOST FIELD GOALS MADE

Kareem Abdul-Jabbar	15,837
Karl Malone	13,528
Wilt Chamberlain	12,681
Michael Jordan	12,192
LeBRON JAMES	11,280
Kobe Bryant	11,838
Shaquille O'Neal	11,330
Dirk Nowitzki	11,169
Elvin Hayes	10,976
Hakeem Olajuwon	10,749

MOST OFFENSIVE REBOUNDS

Moses Malone	6,731
Robert Parish	4,598
Buck Williams	4,526
Dennis Rodman	4,329
Charles Barkley	4,260
Shaquille O'Neal	4,260
Kevin Willis	4,132
Hakeem Olajuwon	4,034
Charles Oakley	3,924
Tim Duncan	3,859

MOST PERSONAL FOULS

Kareem Abdul-Jabbar	4,657
Karl Malone	4,578
Robert Parish	4,443
Charles Oakley	4,421
Hakeem Olajuwon	4,383
Buck Williams	4,267
Elvin Hayes	4,193
Clifford Robinson	4,176
Kevin Willis	4,161
Shaquille O'Neal	4,146

MOST FIELD GOALS ATTEMPTED

Kareem Abdul-Jabbar	28,307
Karl Malone	26,210
Kobe Bryant	26,200
Michael Jordan	24,557
Elvin Hayes	24,272
John Havlicek	23,930
Dirk Nowitzki	23,734
Wilt Chamberlain	23,497
LeBRON JAMES	22,478
Dominique Wilkins	21,589

MOST DEFENSIVE REBOUNDS

Kevin Garnett	11,453
Karl Malone	11,406
Tim Duncan	11,232
Robert Parish	10,117
Dirk Nowitzki	10,021
Hakeem Olajuwon	9,714
DWIGHT HOWARD	9,513
Moses Malone	9,481
Kareem Abdul-Jabbar	9,394
Shaquille O'Neal	8,890

MOST FREE THROWS MADE

Karl Malone	9,787
Moses Malone	8,531
Kobe Bryant	8,378
Oscar Robertson	7,694
Michael Jordan	7,327
Dirk Nowitzki	7,240
Jerry West	7,160
LeBRON JAMES	7,140
Paul Pierce	6,918
Adrian Dantley	6,832

MOST TOTAL REBOUNDS

Wilt Chamberlain	23,924
Bill Russell	21,620
Kareem Abdul-Jabbar	17,440
Elvin Hayes	16,279
Moses Malone	16,212
Tim Duncan	15,091
Karl Malone	14,968
Robert Parish	14,715
Kevin Garnett	14,662
Nate Thurmond	14,464



ALL-TIME NBA STATISTICAL LEADERS

HIGHEST SCORING AVERAGE

(400 Games or 10,000 Points Minimum)

Player	G	Pts	Avg
Michael Jordan	1,072	32,292	30.12
Wilt Chamberlain	1,045	31,419	30.07
Elgin Baylor	846	23,149	27.36
LeBRON JAMES	1,198	32,543	27.16
Jerry West	932	25,192	27.03
KEVIN DURANT	849	22,940	27.02
Allen Iverson	914	24,368	26.66
Bob Pettit	792	20,880	26.36
George Gervin	791	20,708	26.18
Oscar Robertson	1,040	26,710	25.68

HIGHEST FREE THROW PERCENTAGE

(1,200 FTM minimum)

Player	FTM	FTA	Pct
STEPHEN CURRY	2,534	2,801	.90347
Steve Nash	3,060	3,384	.9043
Mark Price	2,135	2,362	.9039
Rick Barry	3,818	4,243	.8998
Peja Stojakovic	2,237	2,500	.8948
Chauncey Billups	4,496	5,029	.8939
Ray Allen	4,398	4,920	.8939
Calvin Murphy	3,445	3,864	.8916
JJ REDICK	1,846	2,073	.8905
Scott Skiles	1,548	1,741	.8891

HIGHEST FIELD GOAL PERCENTAGE

(2,000 FGM minimum)

Player	FGM	FGA	Pct
DeANDRE JORDAN	3,146	4,698	.6696
Artis Gilmore	5,732	9,570	.5990
TYSON CHANDLER	3,544	5,946	.5960
DWIGHT HOWARD	6,537	11,217	.5828
Shaquille O'Neal	11,330	19,457	.5823
Mark West	2,528	4,356	.5803
Steve Johnson	2,841	4,965	.5722
Darryl Dawkins	3,477	6,079	.5720
James Donaldson	3,105	5,442	.5706
JaVALE MCGEE	2,169	3,807	.5697
AMIR JOHNSON	2,558	4,490	.5697

HIGHEST 3-POINT FIELD GOAL PERCENTAGE

(250 3FGM Minimum)

Player	3FGM	3FGA	Pct
Steve Kerr	726	1,599	.4540
Hubert Davis	728	1,651	.4409
SETH CURRY	301	686	.4388
Drazen Petrovic	255	583	.4374
STEPHEN CURRY	2,483	5,960	.4364
Jason Kapono	457	1,054	.4336
Tim Legler	260	603	.4312
Steve Novak	575	1,337	.4301
KYLE KORVER	2,351	5,478	.4292
Steve Nash	1,685	3,939	.4278

TOP 100 ALL-TIME NBA CAREER SCORERS

Player	YRS	G	PTS	AVG	Player	YRS	G	PTS	AVG	Player	YRS	G	PTS	AVG
Kareem Abdul-Jabbar	20	1,560	38,387	24.6	Hal Greer	15	1,122	21,586	19.2	Tracy McGrady	15	938	18,381	19.6
Karl Malone	19	1,476	36,928	25.0	Walt Bellamy	14	1,043	20,941	20.1	Julius Erving	11	836	18,364	22.0
Kobe Bryant	20	1,346	33,643	25.0	PAU GASOL	20	1,226	20,894	17.0	Glen Rice	15	1,000	18,336	18.3
LeBRON JAMES	16	1,198	32,543	27.2	Bob Pettit	11	792	20,880	26.4	Dave Bing	12	901	18,327	20.3
Michael Jordan	15	1,072	32,292	30.1	David Robinson	14	987	20,790	21.1	DWIGHT HOWARD	15	1,044	18,114	17.4
Dirk Nowitzki	21	1,471	31,560	20.7	George Gervin	10	791	20,708	26.2	World B. Free	13	886	17,955	20.3
Wilt Chamberlain	14	1,045	31,419	30.1	Mitch Richmond	14	976	20,497	21.0	Calvin Murphy	13	1,002	17,949	17.9
Shaquille O'Neal	20	1,322	31,560	23.7	Joe Johnson	17	1,276	20,405	16.0	Lou Hudson	13	890	17,940	20.2
Moses Malone	19	1,329	27,409	20.6	Tom Chambers	16	1,107	20,049	18.1	Chris Mullin	16	986	17,911	18.2
Elvin Hayes	16	1,303	27,313	21.0	Anthony Jamison	16	1,083	20,042	18.5	Lenny Wilkens	15	1,077	17,772	16.5
Hakeem Olajuwon	18	1,238	26,946	21.8	John Stockton	19	1,504	19,711	13.1	Bailey Howell	12	950	17,770	18.7
Oscar Robertson	14	1,040	26,710	25.7	Bernard King	14	874	19,655	22.5	Magic Johnson	13	906	17,707	19.5
Dominique Wilkins	15	1,074	26,668	24.8	Clifford Robinson	18	1,380	19,591	14.2	Shawn Marion	16	1,163	17,700	15.2
Tim Duncan	19	1,392	26,496	19.0	Walter Davis	15	1,033	19,521	18.9	Rolando Blackman	13	980	17,623	18.0
Paul Pierce	19	1,343	26,397	19.7	Tony Parker	18	1,254	19,473	15.5	Otis Thorpe	17	1,257	17,600	14.0
John Havlicek	16	1,270	26,395	20.8	Terry Cummings	18	1,183	19,460	16.4	CHRIS PAUL	14	950	17,597	18.5
Kevin Garnett	21	1,462	26,071	17.8	JAMAL CRAWFORD	19	1,326	19,414	14.6	Jason Kidd	18	1,391	17,529	12.6
Alex English	15	1,193	25,613	21.5	Bob Lanier	14	959	19,248	20.1	Earl Monroe	13	926	17,454	18.8
CARMELO ANTHONY	16	1,056	25,551	24.0	Eddie A. Johnson	17	1,199	19,202	16.0	Steve Nash	18	1,217	17,387	14.3
VINCE CARTER	21	1,481	25,430	17.2	Gail Goodrich	17	1,031	19,181	18.6	Kevin McHale	13	971	17,335	17.9
Reggie Miller	18	1,389	25,279	18.2	Reggie Theus	13	1,026	19,015	18.5	Michael Finley	16	1,103	17,306	15.7
Jerry West	14	932	25,192	20.7	Dale Ellis	17	1,209	19,004	17.5	Jack Sikma	14	1,107	17,287	15.6
Patrick Ewing	17	1,183	24,815	21.0	Scottie Pippen	17	1,178	18,940	16.1	Kevin Willis	21	1,424	17,253	12.1
Ray Allen	18	1,300	24,505	18.9	Jason Terry	19	1,410	18,881	13.4	Jeff Malone	13	905	17,231	19.0
Allen Iverson	14	914	24,368	26.7	RUSSELL WESTBROOK	11	821	18,859	23.0	Chris Bosh	13	893	17,189	19.2
Charles Barkley	16	1,073	23,969	22.1	Chet Walker	13	1,032	18,831	18.2	Chris Webber	14	831	17,182	20.7
Robert Parish	21	1,611	23,334	14.5	Isiah Thomas	13	979	18,822	19.2	Grant Hill	18	1,026	17,137	16.7
Adrian Dantley	15	955	23,177	24.3	Bob McAdoo	14	852	18,787	22.1	Bob Cousy	14	924	16,960	18.4
Dwyane Wade	16	1,054	23,165	22.0	JAMES HARDEN	10	765	18,627	24.3	Elton Brand	17	1,058	16,827	15.9
Elgin Baylor	14	846	23,149	27.4	LaMARCUS ALDRIDGE	13	950	18,598	19.6	Buck Williams	17	1,307	16,784	12.8
KEVIN DURANT	12	849	22,940	27.0	ZACH RANDOLPH	16	1,116	18,578	16.6	Latrell Sprewell	13	913	16,712	18.3
Clyde Drexler	15	1,086	22,195	20.4	Mark Aguirre	13	923	18,458	20.0	Nate Archibald	13	876	16,481	18.8
Gary Payton	17	1,335	21,813	16.3	Dolph Schayes	15	996	18,438	18.5					
Larry Bird	13	897	21,791	24.3	Rick Barry	10	794	18,395	23.2					



MEDIA

FOLLOWING THE PELICANS

Pelicans On FOX Sports New Orleans

The New Orleans Pelicans and FOX Sports New Orleans will begin their eighth year of bringing a variety of both home and road games into the homes of the Greater New Orleans area and Gulf South region. FSNO will broadcast 72 regular season games and is available statewide on cable and satellite providers. With the continuation of the affiliation comes a return to the broadcast team, with Joel Meyers (Play-by-Play), former New Orleans Player Antonio Daniels (Color Analyst) and Jennifer Hale (Sideline Reporter). Included will be a live 30-minute pre and post-game show as well as additional programming.



FSNO can be found locally on Cox (Channel 1038), Charter (Channel 810), DirectTV (Channel 676) and Dish Network.



Josh Richardson
Executive Producer




Cameron Galloway
Associate Producer



Eric Delley
Camera Director



Jon Sauer
EVS Operator



Ryan Doyle
Content Producer

Radio Network Flagship Station - ESPN New Orleans 100.3 FM

ESPN Radio 100.3 FM in New Orleans will broadcast all 82 regular season games and five preseason matchups as the Pelicans enter the first year of the multi-season agreement with iHeartMedia. Todd Graffagnini enters his first season as the radio voice of the Pelicans, while John DeShazier is in his eighth season as color analyst along with Studio Host Daniel Sallerson. Graffagnini, DeShazier & Sallerson will also host a weekly 30-minute program featuring Pelicans coaches, players, front office executives and other guests.



2019-20 RADIO AFFILIATES

Flagship

New Orleans
ESPN 100.3-FM

Lafayette
KROF 960 AM

North Shore
WYLK 94.7 FM

New Iberia
KANE 1240-AM

Shreveport
KRMD 100.7-FM

Tallulah
KTJZ 97.5-FM

Mississippi Affiliates

Columbia
WCJU 104.9-FM

Gulfport/Biloxi
WBUX 104.9-FM

Hattiesburg
WHSY 950 AM

Florida Affiliates

Pensacola
WPNN 103.7-FM

Louisiana Affiliates

Alexandria
KDDB 1410-AM

Baton Rouge
WRQQ 103.3-FM

COVERING THE PELICANS



Jeff Duncan
The Athletic Columnist



Will Guillory
The Athletic Beat Writer



SCOTT KUSHNER
Times-Picayune |
New Orleans Advocate
Columnist



ANDREW LOPEZ
ESPN.com Beat Writer



BRETT MARTEL
Associated Press Reporter



GREG BENSEL

SENIOR VICE PRESIDENT OF COMMUNICATIONS & BROADCASTING

With responsibilities that include serving as the team's official spokesman, overseeing all internal and external communications and being the primary liaison between the club and national and local media, Senior Vice President of Communications & Broadcasting Greg Bense enters his eighth season with the Pelicans. In addition to overseeing all communications efforts for the Pelicans, Bense also serves in the same role for the NFL's New Orleans Saints, where he has served in this capacity since 2006 after serving nine years as director of media and public relations.

Along with managing his staff, his duties include working with the NBA's network media partners, media operations for home and away games and planning the long-range public relations initiatives for the club. Bense has also worked on the NFL public relations staffs for Super Bowl XXXII, XXXIII and XXXVI.

In addition to his duties with both the Saints and Pelicans, Bense also manages the communications efforts of Owner Gayle Benson's community giving and business enterprises, including her local automotive dealerships, numerous real estate holdings and Dixie Beer. Bense also oversees and manages GMB Racing – the horse racing operation for Benson, a multi-million dollar horse business which she started in 2014. Three of GMB Racing's horses – Tom's Ready, Mo Tom and Lone Sailor, have competed in the Kentucky Derby. GMB Racing currently has nearly 25 horses in the racing stable that include veteran five-year olds as well as up and coming yearlings. In addition, Bense works with the staff at Benson Farm at Greenwood Lodge in Paris, Ky. managing and planning breedings for the current Benson Farm broodmare band.

Prior to joining the Saints, Bense was director of media relations for the Super Bowl XXXI Host Committee and the Greater New Orleans Sports Foundation. He has also served on the media committee for the NCAA Men's Final Four, the SEC Men's Basketball Tournament and the Sugar Bowl.

A New Orleans native who graduated from Jesuit High School and Tulane University, Bense started his professional career as a media relations administrator for the PGA of America in Palm Beach Gardens, Fla., where he served on the public relations staffs for the 1991 PGA Championship, the 1991 Senior PGA Championship and the 1991 Ryder Cup.



JOEL MEYERS

TELEVISION PLAY-BY-PLAY ANNOUNCER

Entering his eighth season with the New Orleans Pelicans as the team's television play-by-play announcer, Joel Meyers brings over 25 years of broadcast experience to the organization. Meyers came to New Orleans after six seasons as the Los Angeles Lakers' TV Play-By-Play announcer (2005-11) and two as the Lakers' radio play-by-play announcer (2003-2005). Meyers won two Emmy awards in his time as L.A.'s TV play-by-play man and previously served four years as the voice of San Antonio Spurs' television broadcast before joining the Lakers.

Having worked for ESPN over more than a decade calling college football, college basketball and professional golf, Meyers has also worked for NBC covering the NFL, two Olympic Games as well as the NBA and professional golf.

In addition, Meyers has worked Sunday nights for CBS/WestwoodOne for the past 10 years and will continue to call NFL action while also calling Big 12 college football on FSN every Saturday night.

A St. Louis native, Meyers attended the University of Missouri.



ANTONIO DANIELS

TELEVISION COLOR ANALYST

Antonio Daniels enters his first season on the New Orleans Pelicans broadcast crew as a color analyst. Daniels, who played in 61 games with the New Orleans Hornets in 2008-09, joins the FOX Sports New Orleans broadcast team after serving as a studio analyst for Fox Sports Oklahoma and FOX Sports Southwest from 2015-19.

Selected by the Vancouver Grizzlies with the fourth overall pick in the 1997 NBA Draft, Daniels played 14 seasons in the NBA from 1997-2011. He won an NBA championship in 1999 as a member of the San Antonio Spurs and also played for the Portland Trail Blazers, Seattle SuperSonics, Washington Wizards, New Orleans Hornets and Philadelphia 76ers. During his career, the 6'4" guard averaged career numbers of 7.6 points, 3.4 assists and 1.8 rebounds in 872 regular season games. Daniels also appeared in 80 Playoff contests, averaging 13.4 points, 4.5 assists, and 3.2 rebounds.

A native of Columbus, Ohio, Daniels played collegiately at Bowling Green State University where he was the Mid-American Conference Player of the Year in 1997. Following his playing career, Daniels has worked as an analyst on SiriusXM NBA Radio as well as a broadcaster and co-host for a radio sports talk show on KZDC ESPN San Antonio, where he was named the 2015 San Antonio Magazine Radio Personality of the Year.



JEN HALE

TELEVISION SIDELINE REPORTER

Jen Hale returns as the Pelicans' sideline reporter on FOX Sports New Orleans broadcasts, in addition to her duties as a sideline reporter for the NFL on Fox and a contributing writer for FoxSports.com. Hale is an award-winning sports journalist, who began her career as a political reporter and news anchor, before returning to her passion of sports as a sports anchor for WVUE, Fox 8.

She has won multiple Edward R. Murrow Emmy, and AP awards throughout her career.

Born in New Orleans, Jen grew up in Mobile, Ala., where she ran track, played softball and was a competitive gymnast. She returned to Louisiana to attend LSU's Honors College where she majored in Political Science. Jen was a captain of the LSU Cheerleading Squad, Miss LSU, LSU Homecoming Queen, a member of Delta Zeta Sorority and the Golden Key Honor Society.

Jen earned her Master of Science in broadcast journalism from Northwestern University in Chicago. She also attended The Fund for American Studies' Institute on Political Journalism at Georgetown University and completed a certificate on Irish Culture and Politics at University College Dublin in Ireland.

Jen published her first book, *Historic Plantations of Alabama's Black Belt*, in 2009 and is now working on her second publication.

She is also a RIAS Commission Fellow, spending several weeks in Germany and Belgium studying the German and European Union systems of government, press and trade.

Philanthropy is a big part of Jen's life. From volunteering at Lafayette Academy Charter School, to serving on advisory board for the Son of a Saint organization, to returning to Baton Rouge to emcee the Miss LSU pageant, which benefits Alzheimer's research and the Speech and Hearing Impaired Foundation, Jen is very active in the community. In 2015, Hale launched Sideline Pass, an organization aimed at educating and empowering young women to become strong, confident and successful leaders in a variety of fields.

Jen is a proud resident of the historic French Quarter. She enjoys running, cycling, cross fit and TRX. She also loves to ski and surf when vacations allow.



TODD GRAFFAGNINI

RADIO PLAY-BY-PLAY ANNOUNCER

Todd Graffagnini enters his first season as the radio play-by-play voice of the New Orleans Pelicans in 2019-20. In addition to his duties with the Pelicans, he also serves as a contributor on all of the franchise's digital media platforms, conducting exclusive interviews with players, coaches and executives from both the Pelicans and New Orleans Saints franchises.

Prior to joining the Pelicans, Graffagnini served as a full-time baseball radio play-by-play broadcaster at Tulane University since 1994, and the "Voice of the Green Wave" from 2007-19, calling men's basketball, football and baseball games for Tulane. He also hosted the Tulane coaches' television and radio shows.

A graduate of Jesuit High School and Loyola University in New Orleans, Graffagnini has also served as the studio host for the New Orleans Hornets (2002-05), as well as a play-by-play announcer and color analyst for Minor League Baseball's New Orleans Zephyrs in 2001.



JOHN DESHAZIER

RADIO COLOR ANALYST

John DeShazier enters his eighth season with the Pelicans radio broadcast team. DeShazier will serve as the color analyst on Pelicans radio broadcasts. In addition to his Pelicans duties, DeShazier is the primary writer for NewOrleansSaints.com and serves as a co-host of The Black and Blue Report, a 30-minute online radio show that focuses on news surrounding the Pelicans and Saints organizations.

Prior to joining the Pelicans, DeShazier was a general sports columnist and sports writer for The Times-Picayune newspaper in New Orleans, from 1992-2012. During those 20 years he covered and opined on local and state teams and also covered and opined on events

including the NBA Finals, the Super Bowl, the NBA All-Star Game, the NCAA Final Four, the BCS National Championship Game and the Sugar Bowl.

Four times, he was honored by the Louisiana Sports Writers Association as having written the top high school or pro sports column in the state and once, by the Louisiana/Mississippi Associated Press Managing Editors for having written the top sports column.

A native of Macon, Ga., DeShazier graduated from Georgia College and State University in Milledgeville, Ga., in 1989 with a Bachelor of Science degree in Journalism.

He has been a member of the Phi Beta Sigma Fraternity, Inc., since 1985, and is active in the New Orleans graduate chapter, Theta Beta Sigma.

WON'T BOW DOWN



DANIEL SALLERSON

SENIOR BROADCASTING MANAGER/STUDIO HOST

Daniel Sallerson enters his ninth season with the Pelicans, his second as Senior Broadcasting Manager in 2019-20. In addition to managing the Pelicans Radio Network, he also serves as the producer/co-host of The New Orleans Pelicans Podcast presented by SeatGeek. Sallerson also produces Pelicans Weekly, featuring exclusive interviews with Pelicans coaches, executives, and players, as well as guests from around the league. Sallerson supports the Pelicans radio broadcast, serving as studio host in addition to periodic color commentary.

Prior to joining the Pelicans full time, Sallerson spent one season as the radio intern for the Orlando Magic. Sallerson earned a degree in multimedia communication from Georgia Southern University.

BROADCASTING



Fred Ruckert

Broadcast Marketing Manager



Caroline Gonzalez

Broadcast Coordinator



JIM EICHENHOFER

PUBLICATIONS AND NEW MEDIA MANAGER

Jim Eichenhofer begins his 14th full season with the Pelicans as publications and new media manager, serving as the primary writer for Pelicans.com.

Since coming to the NBA in 2005, he has organized and directed many of the multi-team features that have appeared on NBA.com and individual team websites.

Prior to joining the Pelicans, Eichenhofer was a sportswriter for daily newspapers in Geneva, N.Y., and Auburn, N.Y., earning an Associated Press award for column writing. He has written over 100 feature articles for national basketball magazines SLAM, Inside Stuff and HOOP, interviewing and profiling NBA players such as Yao Ming, Chris Bosh, Tony Parker and Kevin Durant. He's written magazine articles on New Orleans players including Anthony Davis, Tyson Chandler, Greivis Vasquez and Carl Landry. In addition to those national magazine assignments, he's written player and team features for the NBA All-Star Game and NBA Finals official programs. He has also appeared as a guest on NBA TV.

Eichenhofer is a native of Waterloo, N.Y. and graduate of Ithaca (N.Y.) College.



JORDY SPITALE

CORPORATE COMMUNICATIONS MANAGER

Jordy Spitale enters his fourth season with the New Orleans Pelicans Basketball Communications department, his second as Corporate Communications Manager. He transitioned to his current role after serving as an intern with the Pelicans during the 2016-2017 season. Spitale is responsible for the day-to-day operations of both the Pelicans and Saints corporate communications efforts, including marketing, community relations, digital media and business development.

Spitale is a native of New Orleans and attended Louisiana State University, where he majored in Sports Administration with a minor in Leadership. Prior to receiving his undergraduate degree, Spitale attended Brother Martin High School.



DOUG TATUM

VICE PRESIDENT OF DIGITAL MEDIA

Doug Tatum enters his eighth season with the New Orleans Pelicans, his first as Vice President of Digital Media after serving as the Executive Director of Digital Media for seven seasons. Tatum oversees the direction of all digital media properties and the support staffs for both the Pelicans and the New Orleans Saints, including all social media accounts and all team related mobile platforms.

Prior to joining the Pelicans, Tatum served 13 years, first as deputy then as lead sports editor, for the state's largest newspaper, The Times-Picayune. Tatum helped usher NOLA.com through a transition phase that saw the reduction of The Times-Picayune from a daily newspaper to a more digitally focused endeavor. Tatum was part of The Times-Picayune staff that received two Pulitzer Prizes for its coverage of Hurricane Katrina and its aftermath. Under his guidance, the sports staff of The Times-Picayune earned numerous state, regional and national awards for its work.

Tatum, a 1992 graduate of Western Kentucky University and native of Louisville, also previously served as an editor at The Cincinnati Enquirer and The (Louisville) Courier-Journal.

DIGITAL MEDIA



Alex Restrepo
Director of Social Media



Beth Blackburn
Manager of Digital
Platforms



Andy Weilbaecher
Digital Developer



McKell Favrot
Digital Content/
Partnerships Manager



Leslie Gamboni
Social Media
Coordinator



Sam Shannon
Digital Media
Analyst



Mason Burgin
Social Media
Associate



Chase Wales
Social Media
Associate



MATT RYAN

DIRECTOR OF BASKETBALL COMMUNICATIONS

Matt Ryan enters his eighth season as the Director of Basketball Communications for the New Orleans Pelicans. Ryan oversees many of the daily aspects of the department such as the media guide, credentialing, writing news releases, fulfilling player and staff interview requests both locally and nationally, while maintaining statistical upkeep of player performances. As Director, Ryan represents the department on all team travel including road trips, All-Star events, Summer League and the NBA Draft. He transitioned to the department in 2012 after beginning his career with the New Orleans Saints communications department prior to the 2011 season. Ryan is a New Orleans native who graduated from Jesuit High School and Tulane University.



WILL MCCLARAN

BASKETBALL COMMUNICATIONS MANAGER

Will McClaran enters his sixth season with the New Orleans Pelicans Basketball Communications department. McClaran is the department's primary game notes writer and is responsible for writing news releases, maintaining team statistical databases, organizing game day operations, fulfilling external and internal media requests and accompanying the organization on team travel. In addition to his responsibilities with the Pelicans, McClaran has assisted the NBA Communications department at NBA All-Star Weekend and the NBA Finals.

Prior to joining the Pelicans, McClaran served as the Director of Public and Community Relations for the Maine Red Claws of the NBA G League. Not a stranger to New Orleans, McClaran was a Basketball Communications Intern with the franchise during the 2008-09 season.

A native of Portland, Maine, McClaran holds Bachelor's and Master's degrees in Sport Management from Nichols College (Dudley, Mass.), where he currently serves on the program's advisory board.



CHRIS TRAHANT

BASKETBALL COMMUNICATIONS & BROADCASTING COORDINATOR

Chris Trahant enters his seventh season with the New Orleans Pelicans Basketball Communications department, his sixth as Pelicans Basketball Communications & Broadcasting Coordinator. Trahant is responsible for assisting with the composition and editing of the media guide and game notes, creating and maintaining a database for all media and staff credentials, and assisting with the execution of day-to-day basketball communications responsibilities, as well as accompanying the organization on team travel.

Trahant will also fulfill broadcasting duties that include serving as the team's liaison with Fox Sports New Orleans and individual team departments with regards to local and national TV broadcasts, as well as managing the broadcast talent.

He transitioned fully to the department prior to the 2014-15 season after serving as New Orleans Saints/Pelicans Communications Intern for the 2013-14 season. Trahant is a New Orleans native who graduated from Jesuit High School and Louisiana State University.



Henry Valier
Basketball Communications Associate

WON'T BOW DOWN

Media Credentials

Single game requests should be directed to the Pelicans communications office no later than noon the day before the game you wish to cover. First-time requests must be in written form on company letterhead and received by the aforementioned deadline. Because of limited press seating, credentials and/or media seating cannot be guaranteed. Credentials are good for admittance to the press room, dining area, locker rooms and seating areas and may be picked up at the press entrance (located at the loading dock entrance, which is across the street from Lot #4 at the Smoothie King Center). Credentials must be worn at all times and are non-transferable. Any unauthorized use will subject the bearer to ejection from the arena and the forfeiture of the credential. An autograph request by a media member will also result in the forfeiture of the credential. Photographs of full-season or single-game credentials are not to be posted on social media platforms, and doing so can result in the forfeiture of credentials.

International Media Policy

Media representing an organization with affiliations located outside Canada or the United States must contact NBA International at (212) 407-8000 to arrange credentials. Please do not contact the Pelicans media relations department. Additional information on international media policies can be obtained from the NBA League Office.

Press Parking/Press Gate

Working media should park in Garage #5 VIP (on the corner of Dave Dixon Drive and West Stadium Drive), which opens eight hours prior to tip-off, and cross the street to enter the Smoothie King Center through the doors by the loading dock. You will be able to pick up your credential at the security checkpoint, located at the base of the loading dock. For single-game credentialed media, your name will be on a parking list held by the security guard at the entrance of the lot.

Media Work Room

The media work room is located at the west end of the arena to the right of the loading dock areas and is open four hours before game time. Media work room usage will be limited to the working media and game staff only. Telephones, fax service, internet access, game notes, statistics, quotes and out-of-town scores are available in this area. Please use common courtesy in securing a quiet working environment in the media work room.

Smoothie King Center Press Seating

Print media press seating is located above Sections 112, 113 and 120 of the Smoothie King Center, as well as Press Box B above section 330. To access these seats in 112 and 113 from the media work room, walk out to the court, behind the visiting bench, and up the stairs between sections 113 and 114. To access media seating above section 120 from the media work room, walk out to the court, across the baseline, and up the stairs between Sections 122 and 123. Visiting sideline reporters and advance team scouts will be seated on the baseline closest to the visitor's bench in front of Section 118. Auxiliary press seating for media members and NBA team scouts is located above Section 124. To access to Press Box B, take the elevator located outside of the Pelicans Broadcast Offices (to the left of the media entrance and SMG Security control room) to the top floor (PR).

Photographers

Season passes will be provided to accredited photographers from New Orleans area daily newspapers and television stations who plan on covering at least 30 of the 41 regular season home games. Weekly newspaper photographers will be handled on an individual game basis. Photographers must be on assignment for a publication to be credentialed. Limited space is available at each end of the court for both television and still photographers. Photographers must stay in the designated area. Photographers may not sit on equipment cases and live television cameras have first priority on location and right of way. All NBA league rules regarding photography apply. Photographers/videographers that have a baseline position on the court must wear a photo vest, which can be retrieved from the media workroom from a member of the Pelicans PR staff. Only those wearing a vest may shoot from the court from 30 minutes before the scheduled tip through the conclusion of the game. An auxiliary photo bank for photographers not provided with a baseline position is located above section 124.

Internet Access

Wireless and hard line internet access is available in the media work room as well as the press seating areas. To request a hard line for internet, please contact a member of the Pelicans basketball communications staff.

WON'T BOW DOWN

Pre and Post-Game Interviews

In accordance with NBA policy, the locker rooms are open to members of the media from 75 minutes until 45 minutes before the game and within 10 minutes after the game. Players from both teams are available for interviews at those times. Only working members of the media with valid credentials will be admitted to the locker room. Your cooperation is requested in maintaining a professional atmosphere in the locker room for pre and post-game interviews. Per NBA policy, still photography and use of cellular phones in the locker room is prohibited. Head Coach Alvin Gentry will be available 105 minutes prior to tip-off outside the team's locker room. The opposing head coach will be available 90 minutes prior to the game outside the visiting locker room. Both head coaches will address the media approximately 10 minutes following the game outside of their respective locker rooms.

NBA TV Arena Link Room

The NBA TV Arena Link room at the Smoothie King Center is stationed next to the Pelicans player entrance. Should you need to utilize the Arena Link system, please contact a member of the Pelicans basketball communications department.

Live Shots

Television stations wishing to conduct live shots may do so pre and post-game. Live shots may be staged courtside along either baseline behind the designated photographer areas. Pre-game live shots must conclude no later than 30 minutes prior to the scheduled start of the game.

Game Notes and Statistics

Game notes and additional press materials are available in the press room four hours before each game. Statistics are distributed to the working media during the game and are also available in the press room. Post-game notes and quotes are distributed a short time following the completion of the game. In an effort to reduce our paper consumption, in-game statistics for print media, as well as post-game notes and quotes, will be distributed via email. Box scores and game books will be available in the media workroom. Statistics monitors are provided for television and radio broadcasts as well as for print and television media.

Injury Reports/Updates

Reports and updates on players who are injured during a game will be distributed by the Pelicans basketball communications department. Additionally, please follow @PelicansPR on twitter for in-game reports and updates.

Meals

A complimentary pre-game meal is served in the media room at the Smoothie King Center three hours before each game. Beverages and snacks are available in the press room at halftime and post-game.

Practice Policy

The Pelicans practice at the Ochsner Sports Performance Center, located at 5800 Airline Drive in Metairie, LA. Media should enter through the press entrance of the building (posted on the doors, located adjacent to the main entrance) and park in the general parking lot. Practices are closed to the public. The final 15 minutes of practice will be open to the media. Head Coach Alvin Gentry and players are available immediately following practice for interviews. Please contact the Pelicans basketball communications department to confirm practice times and the availability of the players and coaches. One-on-one interviews should be scheduled in advance with the Pelicans communications department.

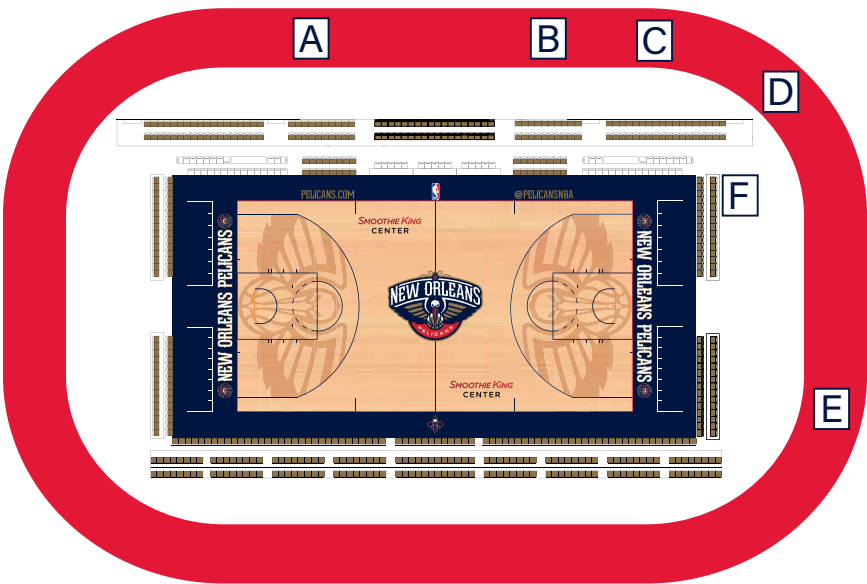
Directions From Louis Armstrong New Orleans International Airport to the Smoothie King Center

Follow airport access road to I-10 East. Go approximately eight miles, stay in the right lanes at I-10/I-610 split (after Bonabel Blvd. Exit) and follow I-10 Eastbound towards downtown New Orleans. Go approximately three miles after the split, stay in the middle lanes and take the Superdome Exit. Turn right at the end of the ramp onto Girod Street. The arena is in the first block on your right. Driving time is approximately 30 minutes, but allow 45 minutes during rush hour.

Directions From Downtown New Orleans to the Ochsner Sports Performance Center

Take I-10 westbound towards Baton Rouge. Exit 226 for Clearview Parkway South towards the Huey Long Bridge. Merge on to Clearview Parkway and turn right on to Airline Drive. Destination is 1.1 miles up Airline on the left hand side at the intersection of Elise Avenue. The duration of the trip is approximately 20 minutes. Please see above practice policy for parking and entrance instructions.

SMOOTHIE KING CENTER MAP - MEDIA



A	Pelicans Locker Room
B	Visiting Locker Room
C	NBA TV Arena Link Studio
D	Media Work Room/Dining
E	Media Entrance
F	Media Seating for Visiting TV Sideline Reporter, NBA Scouts

MISCELLANEOUS



SMOOTHIE KING CENTER



SEATING CAPACITIES

Basketball: 18,500 (16,867 for Pelicans)
Concert (end stage): 17,000

A center stage for all forms of entertainment, the Smoothie King Center is home to the Pelicans and is the setting for some of the music industry's top performers and acts. The 16-year-old arena (opened October 29, 1999) stands tall in the colorful mix of downtown New Orleans and is connected by two pedestrian ramps to the magnificent Mercedes-Benz Superdome. Built for \$112 million, the facility is managed by SMG, which provides facility services to 189 venues worldwide. With a seating capacity of 18,500 (16,867 for Pelicans games), the Arena contains 56 executive suites, HUB Club including 140 seats, and 2,800 club seats, maintaining and providing personal amenities specific to each suite. The Arena provides numerous amenities at various locations for the convenience of its patrons: 24 permanent stands for food and beverage, three permanent stands for merchandise, 18 women's restrooms and 14 men's restrooms on public concourses and a 5,000-car Superdome garage adjacent to the Arena. All seating and access are in compliance with ADA regulations.

IMPROVEMENTS

The Smoothie King Center recently underwent \$50 million in renovations. The first phase of upgrades, which was completed before the start of the 2013-14 season, include new club locations, an internal bandstand/bar area, suite renovations, interior club renovations, as well as the creation of exterior club space, expansion of the existing Courtside Club as well as the popular Hub Club, a new VIP area, a limited access Chairman's Club, a grand new lobby, and expanded locker rooms. The second phase included exterior work and was finished prior to start of the 2014-15 season. The third phase, which was completed prior to the start of the 2015-16 season, was highlighted by a new, state-of-the-art video scoreboard.

LOCATION

The Smoothie King Center is located in downtown New Orleans, at the foot of a ramp from Interstate 10, the Mississippi River Bridge approach and the Pontchartrain Expressway; connected by two pedestrian ramps to the Mercedes-Benz Superdome.

MANAGEMENT

Headquartered in Philadelphia, SMG provides facility services to 189 venues in 41 states, Puerto Rico, Canada and Europe, controls over 1.92 million entertainment seats worldwide, and manages over nine million square feet of exhibit space. For additional company information, visit www.smgworld.com.

CLUB SEATS

The Smoothie King Center has 2,800 club seats via seat licenses, all located in the middle sections of the lower bowl; 1,400 each side of the arena floor. All have oversized, cushioned seats with cup holders. Excellent access is provided to Club lounges (one on each side). Club seat holders have options for all Arena events.

EXECUTIVE SUITES

The Smoothie King Center has 56 executive suites; 16 have 18 theatre-style seats; all others have 12 theatre-style seats. Other amenities include a private concourse, refrigerators, wet bar, television sets with in-house TV and cable channels, access and membership to two club level lounges and preferred parking. The super suite remains one of the Arena's unique attributes. Named the HUB club (HUB International Ltd.), this super suite offers the convenience, comfort, and service of a private suite on a single-game basis. The HUB Club includes 140 seats and is newly furnished with the same plush carpeting, tables, chairs and TV monitors.

COURTSIDE CLUB

Accessed from the East Lobby on La Salle Street, the Courtside Club offers a lounge area, dining facilities, a patio area and a unique view of the team as it heads onto the court.

SCOREBOARDS/INFORMATION SYSTEM

The Smoothie King Center has a four-sided center-hung scoreboard and four Daktronics ProAd hustle boards located in each corner of the arena and monitors throughout the concourses, suites and private dining areas.

PRESS FACILITIES

Media facilities include lower bowl seating, a working press area, an interview area, dining area and provisions for uplink to satellite vans and state-of-the-art TV broadcast facilities.

LOCKER ROOMS

Along with the Pelicans locker room and visiting NBA locker room, the Smoothie King Center is equipped with three additional locker rooms along with six dressing rooms and three production offices.

CONCESSION STANDS

The Smoothie King Center has 24 permanent concession stands plus numerous other portable units for the sale of food, beverages and souvenir items.

BOX OFFICE

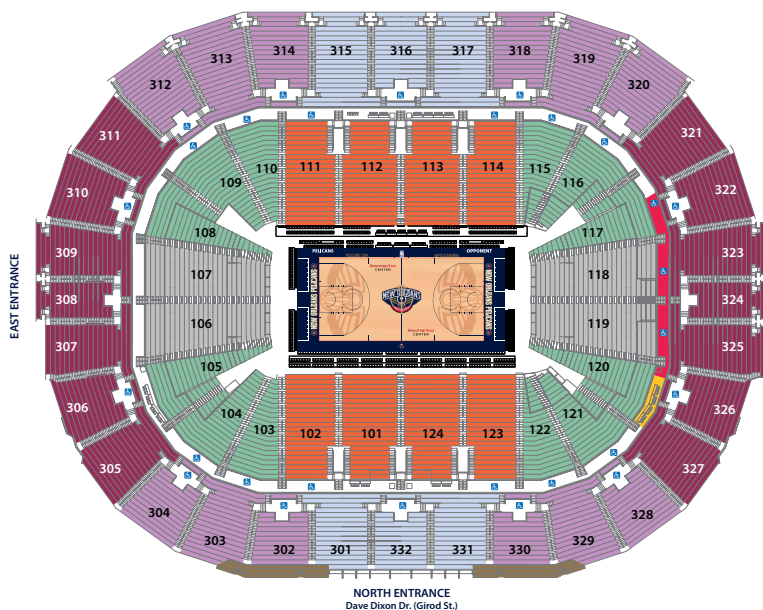
The Smoothie King Center has full box office services, with 16 ticket windows at the main entrance on the Northwest corner of facility plus six additional windows on the East end of the building. The box office phone number is (504) 587-3822.

ARENA FLOOR

The Smoothie King Center floor has 24,650 square feet of column-free space; 290 ft. long by 85 ft. wide, with retractable seating units in one end zone.

WON'T BOW DOWN

TICKET MAP



OCHSNER SPORTS PERFORMANCE CENTER



LOCATION

5800 Airline Drive, Metairie, LA 70003

TELEPHONE

504-593-4700

The New Orleans Pelicans relocated to a brand new, state-of-the-art practice facility on the campus of the Ochsner Sports Performance Center prior to the start of the 2013-14 season. The Pelicans share the Ochsner Sports Performance Center with the NFL's New Orleans Saints at 5800 Airline Drive in Metairie, LA, the only such arrangement in major North American sports. The \$16 million,

50,000 square foot practice facility houses a 32,000 square foot practice area that features two full-sized basketball courts, offices for coaches and basketball operations staff, and a team theatre for film review. The building also includes a 12,000 square foot area that contains the Pelicans' locker room, players' lounge, barber shop, equipment room, and training room. Prior to the new facility, the team had operated at a temporary setup at the Alario Center, a public multipurpose facility in Westwego, La. after moving to New Orleans in 2002.

In the summer of 2019, the facility underwent a multi-million dollar renovation, which included a completely re-envisioned weight room, medical facilities and team locker room.



LOGOS / MARKS

PRIMARY LOGO



PARTIAL LOGO



Wordmark

Inspired by French Quarter street signs.

Fleur-De-Lis

A most notable symbol of New Orleans, the Fleur-de-lis is also represented within the primary and secondary marks. Its roots lie within its French origin and the deep cultural heritage of our city and is thus displayed on the city's flag. The mark, however, came to mean much more after Hurricane Katrina devastated the region, and came to symbolize the heart and resolve of the city.

Crescent Basketball

Coined the "Crescent City" in 1835, New Orleans derived its popular nickname as it was established along the semi-circle bend of the Mississippi River. The crescent shape is thereby represented in several of the marks.

SECONDARY LOGOS



"BIRD-DE-LIS"

Incorporates pelican, fleur-de-lis and crescent basketball.



CIRCULAR

Incorporates cultural reference to "Crescent City" more formally and includes fleur-de-lis and crescent basketball.



NOLA

Refers to New Orleans, LA and includes fleur-de-lis.

NEW ORLEANS PELICANS OFFICIAL COLORS

■ PELICANS NAVY	PANTONE 289	100C/76M/12C/70Y	22G/65B
■ PELICANS GOLD*	PANTONE 872	40C/48M/76Y/16K	180R/151G/90B
■ PELICANS RED	PANTONE 186	91M/76Y/6K	225R/58G/62B

*for alternative flat applications use Pantone 465

Blue, gold and red are the colors represented in the flag of New Orleans.

Primary - Blue

Representative of the state flag of Louisiana. Traditionally represents liberty (as in the City of New Orleans flag).

Secondary - Gold

The raucous embellishment and flourish that represents the spirited life of New Orleans. It's a color indicative of the city itself. It ties together this organization (shared color with the Saints), the rich and diverse history of the city and its culture of celebration. It's the color often found in the "crown" of pelicans and represented the championships we intend to win.

Tertiary - Red

Red signifies fraternity, one blood or union, as with this team of players. It also represents the legend of the mother pelican pricking her own breast to feed her young in times of need, doing whatever it takes to endure. It's found on the throat of this powerful bird and

UNIFORMS

ASSOCIATION EDITION




ICON EDITION



STATEMENT EDITION



COURT DESIGN



NBA INFORMATION

New York

Olympic Tower
645 Fifth Avenue
New York, NY 10022
Telephone: (212) 407-8000
Fax: (212) 832-3861

New Jersey

100 Plaza Drive
Secaucus, NJ 07094
Telephone: (201) 865-1500
Fax: (201) 974-5973

INTERNATIONAL

EUROPE & THE MIDDLE EAST

London

Endeavour House
189 Shaftesbury Avenue
London, United Kingdom WC2H 8JR
Telephone: +44-20-7420-8900

Spain

Leganitos Street 6th Floor
28013 Madrid, Spain
Telephone: +34-912-153-573

AFRICA

9th Floor GreenPark Corner
3 Lower Road
Morningside 2196
Johannesburg, South Africa
Telephone: +27-100-072-668

INDIA

Tower 1, 10th Floor
Indiabulls Finance Center
Senapati Bapat Marg Mumbai
Maharashtra 400013
Telephone: +91-22-6124-6100

LATIN AMERICA

Brazil

Av Borges de Medeiros, 633
Sala 303 – Leblon
Rio de Janeiro, RJ, Brazil 22430-041
Telephone: +55-21-3206-6400
Fax: +55-21-2586-6001

Mexico

Av. Prolongacion Paseo de la Reforma
No. 1236, Planta Baja Desarrollo Santa Fe
Cuajimalpa De Morelos,
Ciudad De Mexico 05348
Telephone: +52-55-9171-7700

CANADA

50 Bay Street, Suite 1402
Toronto, Ontario
Canada M5J 3A5
Telephone: 416-682-2000
Fax: 416-364-0205

ASIA/PACIFIC

Hong Kong

Room 3101, Lee Gardens One
33 Hysan Avenue
Causeway Bay, Hong Kong
Telephone: 011-852-2843-9600
Fax: +852-2536-4808

Taiwan

Suite 1303, No. 88, Section 2
Chung Hsiao East Road
Taipei, Taiwan ROC 100
Telephone: 011-886-2-2397-8000
Fax: 011-886-2-2358-1098

Philippines

Unit 1701, World Plaza Building
5th Avenue corner 30th Street
Bonifacio Global City
Taguig, 1634 Philippines
Telephone: +632-866-8205

China—Beijing

19th Floor, Office Tower 2, China Central Place
No. 79 Jianguo Road, Chaoyang District
Beijing, China 100025
Telephone: 011-86-10-5200-8200
Fax: 011-86-10-5200-8202

China—Shanghai

Unit 2703-2708, 27F, Tower, 2, Plaza 66
1366 Nanjing West Road, Jing An District
Shanghai, China 200040
Telephone: 011-86-21-6137-2200
Fax: 011-86-21-6288-9920

2019-20 NBA G LEAGUE DIRECTORY



NBA G League Office
Olympic Tower
645 5th Avenue
New York, NY 10022
212-407-8700

Media Relations Contacts:
Joanna Shapiro (jshapiro@nba.com);
Mike Perrelli (mperrelli@nba.com)

Agua Caliente Clippers of Ontario

9680 Haven Ave., #120
Rancho Cucamonga, CA 91730
Tel: (909) 409-9090
Arena: Citizens Business Bank Arena
Media Relations Contact: Colette Garcia
(cgarcia@clippers.com)
NBA Affiliation: Los Angeles Clippers

Austin Spurs

13581 Pond Springs Road, Suite 108
Austin, TX 78729
Tel: (512) 236-8333
Arena: H-E-B Center at Cedar Park
Media Relations Contact: Perri Travillion
(ptravillion@attcenter.com);
Amanda Janczak
(ajanczak@attcenter.com)
NBA Affiliation: San Antonio

Canton Charge

1101 Market Avenue North
Canton, OH 44702
Tel: (866) 444-1944
Arena: Canton Memorial Civic Center
Media Relations Contact: Sean Wyatt
(swyatt@cantoncharge.com);
Joanna Radov (jradov@cantoncharge)
NBA Affiliation: Cleveland

Capital City Go-Go

1100 Oak Drive SE
Washington, DC 20032
Tel: (202) 318-5278
Arena: Entertainment & Sports Arena in Congress Heights
Media Relations Contact: Matt Quinn
(mquinn@monumentalsports.com)
NBA Affiliation: Washington

College Park Skyhawks

101 Marietta St., NW Suite 1100
Atlanta, GA 30303
Tel: (404) 878-3800
Arena: Gateway Center @ College Park
Media Relations Contact: Alli Ehrhardt
(alliehrhardt@cpskyhawks.com)
NBA Affiliation: Atlanta

Delaware Blue Coats

401 Garasches Lane
Wilmington, DE 19801
Tel: (302) 504-7587
Arena: 76ers Fieldhouse
Media Relations Contact: Matt Murphy
(mmurphy@76ers.com);
Alex Yoh (alexayoh@76ers.com)
NBA Affiliation: Philadelphia

Erie BayHawks

110 East 8th Street
Erie, PA 16501
Tel: (814) 790-5600
Arena: Erie Insurance Arena
Media Relations Contact: Michael Somrak
(michael.somrak@nbaerie.com)
NBA Affiliation: New Orleans

Fort Wayne Mad Ants

1910 St. Joe Center Rd, Suite 61
Fort Wayne, IN 46825
Tel: (260) 469-4667
Arena: Allen Co. War Memorial Coliseum
Media Relations Contact: Ryan Stevens
(rstevens@ftwaynemadants.com)
NBA Affiliations: Indiana

Grand Rapids Drive

40 Monroe Center NW, Suite 200
Grand Rapids MI 49503
Tel: (844) 473-7483
Arena: DeltaPlex Arena
Media Relations Contact: Rob Johnson
(rjohnson@nbagrandrapids.com)
NBA Affiliation: Detroit

Greensboro Swarm

2411 West Gate City Blvd
Greensboro, NC 27403
Tel: (336) 907-3600
Arena: Fieldhouse at Greensboro Coliseum
Media Relations Contact: Justin Trujillo
(jtrujillo@goswarm.com)
NBA Affiliations: Charlotte

Iowa Wolves

730 3rd Street
Des Moines, Iowa 50309
Tel: (515) 564-8550
Arena: Wells Fargo Arena
Media Relations Contact: Seth Nutting
(sethn@iowawolves.com)
NBA Affiliations: Minnesota

Lakeland Magic

701 West Lime Street
Lakeland, FL 33815
Tel: (863) 825-3258
Arena: RP Funding Center
Media Relations Contact: Ashley Foss
(afoss@lakelandmagic.com)
NBA Affiliation: Orlando

Long Island Nets

168 39th Street, 8th Floor
Brooklyn, NY 11232
Tel: (718) 215-2299
Arena: NYCB Live's Nassau Veterans
Memorial Coliseum
Media Relations Contact: Megan Walsh
(mwash@brooklynnets.com)
NBA Affiliation: Brooklyn

Maine Red Claws

550 Forest Avenue
Portland, ME 04102
Tel: 207-210-6655
Arena: Portland Exposition Building
Media Relations Contact: Evans Boston
(eboston@maineredclaws.com)
NBA Affiliation: Boston

Memphis Hustle

191 Beale Street
Memphis, TN 28103
Tel: (901) 205-1234
Arena: The Landers Center
Media Relations Contact: Geoffrey Langham
(glangham@grizzlies.com)
NBA Affiliation: Memphis

Northern Arizona Suns

3201 N. Main Street
Prescott Valley, AZ 86314
Tel: (928) 772-7867
Arena: Findlay Toyota Center
Media Relations Contact: Jake Withee
(jwithe@nazzsuns.com)
NBA Affiliation: Phoenix

Oklahoma City Blue

208 Thunder Drive
Oklahoma City, OK 73102
Tel: (405) 208-4800
Arena: Cox Convention Center
Media Relations Contact: Laila Wani
(lwani@okcthunder.com);
Shelby Willingham
(swillingham@okcthunder.com)
NBA Affiliation: Oklahoma City

Raptors 905

5600 Rose Cherry Place
Mississauga, ON L4Z4B6
Tel: (416) 815-5423
Arena: Paramount Fine Foods Centre
Media Relations Contact: Stefano Toniutti
(stefano.toniutti@mlse.com)
NBA Affiliation: Toronto

Rio Grande Valley Vipers

4900 S. I-69
Edinburg, TX 78539
Tel: (956) 972-1144
Arena: Bert Ogden Arena
Media Relations Contact: Amairani Ramirez
(mediarelations@rgvipers.com)
NBA Affiliation: Houston

2019-20 NBA G LEAGUE DIRECTORY (contd.)

Salt Lake City Stars

301 W. South Temple
Salt Lake City, UT 84101
Tel: (801) 325-2500
Arena: Bruin Arena at Lifetime Activities Center
Media Relations Contact: Matt de Nesnera
(matt.denesnera@utahjazz.com); Olivia Hill
(olivia.hill@utahjazz.com)
NBA Affiliation: Utah

Santa Cruz Warriors

903 Pacific Avenue, Suite 101
Santa Cruz, CA 95060
Tel: (831) 731-4396
Arena: Kaiser Permanente Arena
Media Relations Contact: Massimo Degaudenzi
(massimo@santacruzbasketball.com)
NBA Affiliation: Golden State

Sioux Falls Skyforce

2131 South Minnesota Ave
Sioux Falls, SD 57105
Tel: (605) 332-0605; Fax: (605) 332-2305
Arena: Sanford Pentagon
Media Relations Contact: Matt Dykstra
(mdykstra@skyforceonline.com)
NBA Affiliation: Miami

South Bay Lakers

2275 E. Mariposa Avenue
El Segundo, CA 90245
Tel: (310) 426-6000
Arena: Toyota Sports Center
Media Relations Contact: Noah Camarena
(ncamarena@sb-lakers.com)
NBA Affiliation: Los Angeles Lakers

Stockton Kings

400 E. Main, Suite 760
Stockton, CA 95202
Tel: (888) 465-7209
Arena: Stockton Arena
Media Relations Contact: Sebrena Hernandez
(shernandez@stocktonkings.com)
NBA Affiliation: Sacramento

Texas Legends

2601 Avenue of the Stars, Suite 300
Frisco, TX 75034
Tel: (214) 469-0822
Arena: Comerica Center
Media Relations Contact: Britney Wynn
(bwynn@texlegends.com)
NBA Affiliation: Dallas

Westchester Knicks

198 Central Ave.
White Plains, NY 10606
Tel: (914) 559-6888
Arena: Westchester County Center
Media Relations Contact: Ajah Hawley-Alexander
(ajah.hawley-alexander@msg.com)
NBA Affiliation: New York

Windy City Bulls

5333 Prairie Stone Parkway
Hoffman Estates, IL 60192
Tel: (847) 396-7070
Arena: Sears Centre Arena
Media Relations Contact: Joe Kessenich
(jkessenich@bulls.com)
NBA Affiliation: Chicago

Wisconsin Herd

549 High Avenue
Oshkosh, WI 54901
Tel: (920) 233-4374
Arena: Menominee Nation Arena
Media Relations Contact: Eric Kohlbeck
(kohlbeck@bucks.com)
NBA Affiliations: Milwaukee

ERIE BAYHAWKS

On October 24, 2018, the Pelicans, in conjunction with the NBA G League, formally announced that the Pelicans had purchased an NBA G League franchise, which will play at the renovated Legacy Arena in Birmingham, Alabama, with an anticipated inaugural season in the Magic City coming in the 2022-23 season.

In an effort to accelerate player development, as well as establish a presence in the NBA G League, the Pelicans' G League affiliate will begin play temporarily in Erie, Pennsylvania as the Erie BayHawks beginning with the 2019-20 season. Upon the completion of renovations to Legacy Arena, the franchise will permanently relocate to Birmingham.

The Pelicans will partner with the BayHawks' current management team, led by Owen McCormick and Matt Bresee, to operate the team in Erie. Most recently, the group in Erie has been in partnership with the Atlanta Hawks to host that team's NBA G League affiliate while its arena in College Park, Georgia, is being completed. Erie has been the home to an NBA G League team since the 2008-09 season.

Since the NBA G League began in 2001, New Orleans has called up a total of 31 players, including 18 in the last four seasons, and have assigned seven players to the G League for development or injury rehabilitation.



ERIE BAYHAWKS COACHING STAFF



RYAN PANNONE
Head Coach



GREIVIS VASQUEZ
Associate Head Coach



MERY ANDRADE
Assistant Coach



TJ SAINT
Assistant Coach

COMMUNITY INITIATIVES

The New Orleans Pelicans community efforts focus on two key initiatives critical to the future success and prosperity of the Gulf South region: the health and sustainability of our coastal wetlands and the health and fitness of our region's children.

In conjunction with our community and corporate partners, the Pelicans continue to execute several outreach programs that positively impact and inspire the lives of individuals in our community.

The health of the coastal wetlands is vital to growth and success of the state and region. The Louisiana wetlands provide 30% of the seafood catch in the contiguous U.S. Our wetlands habitat is also home to a wide variety and number of wildlife and plants.

Over 80% of wetland loss in the United States occurs in Louisiana – the equivalent of 12 basketball courts is lost every 30 minutes. The Gulf Coast has lost more than 55% of the wetlands that were here when the first Europeans arrived in the 15th century – a loss of more than 100 million acres.

The New Orleans Pelicans and the Audubon Nature Institute continue to team up to help preserve Louisiana's coast and wetlands. The long-term partnership focuses specifically on educating students on the effects of coastal restoration on the Region, as well as inspiring them to take action to ensure the long-term health of the coast.

The Pelicans organization is an advocate for the health and wellness of children in the Gulf South. With the ongoing goal of helping kids find the excitement in being active, the Pelicans host their Junior Training Camp program presented by Smoothie King, and Ochsner Health System. Junior Training Camps engage students in activities focused on creating a fun and memorable basketball experience, while also being active and healthy.

The Pelicans and Biddy Basketball, an internationally recognized youth basketball development program, have partnered with the goal of promoting and growing local youth participation in basketball. They work closely together on the organization of numerous basketball and life skills clinics across the Gulf South region, enhancing the branding and uniform experiences for the players, creating special nights, tournaments and promotions at New Orleans Pelicans home games while continually emphasizing and highlighting the efforts of Biddy Basketball and youth basketball. Biddy Basketball, which has been headquartered in New Orleans since the 1960's, adheres to its mission of providing instructions and guidelines for properly developing fundamentally sound basketball skills while also helping children gain knowledge, skills and competencies in basketball coupled with learning the importance of teamwork and other important social skills. Biddy Basketball has implemented smaller basketballs, lower goals and the distance of the free throw line to better fit the younger athletes. These simple modifications permit the players to learn the fundamentals of the game and to develop their ball handling skills with regard to their age and physical abilities.

The Pelicans also support the Jr. NBA presented by Under Armour initiative, the NBA's youth basketball participation program for boys and girls ages 6-14. The Jr. NBA teaches the fundamental skills as well as the core values of the game at the grassroots level in an effort to help grow and improve the youth basketball experience for players, coaches and parents.

For more information about the team's work in the Gulf South, visit Pelicans.com



NBA Cares is the league's global social responsibility program that builds on the NBA's mission of addressing important social issues. NBA Cares programs and participants have provided more than 5 million hours of hands-on service and created more than 1,300 places where kids and families can live, learn or play in communities around the world. Internationally, NBA Cares has created more than 325 places where kids and families can live, learn or play in 40 countries and territories. NBA Cares works with internationally recognized youth-serving programs that support education, youth and family development, and health-related causes, including: Thurgood Marshall College Fund, Special Olympics, YMCA of the USA, Boys & Girls Clubs of America, UNICEF, the Make-A-Wish Foundation, Share Our Strength and GLSEN.