


SEATTLE



SEAHAWKS

MEDIA GUIDE

1 9 9 4



WHAT QUENCHES THE ULTIMATE THIRST?



GATORADE. FOR THAT DEEP DOWN BODY THIRST.

© 1992 S-VC

1994 SEATTLE SEAHAWKS SCHEDULE (Seattle Time Listed)

PRESEASON

Fri.	Aug. 5	at Indianapolis Colts	5:30 p.m.	KING 5
Sat.	Aug. 13	Tampa Bay Buccaneers	6:00 p.m.	KING 5
Sat.	Aug. 20	Minnesota Vikings	7:00 p.m.	KING 5
Fri.	Aug. 26	at San Francisco 49ers	6:00 p.m.	KING 5

REGULAR SEASON

Sun.	Sept. 4	at Washington Redskins	10:00 a.m.	NBC
Sun.	Sept. 11	at Los Angeles Raiders	1:00 p.m.	NBC
Sun.	Sept. 18	San Diego Chargers	1:00 p.m.	NBC
Sun.	Sept. 25	Pittsburgh Steelers	1:00 p.m.	NBC
Sun.	Oct. 2	at Indianapolis Colts	10:00 a.m.	NBC
Sun.	Oct. 9	Denver Broncos	1:00 p.m.	NBC
Sun.	Oct. 16	BYE		
Sun.	Oct. 23	at Kansas City Chiefs	10:00 a.m.	NBC
Sun.	Oct. 30	at San Diego Chargers	1:00 p.m.	NBC
Sun.	Nov. 6	Cincinnati Bengals	1:00 p.m.	NBC
Sun.	Nov. 13	at Denver Broncos	1:00 p.m.	NBC
Sun.	Nov. 20	Tampa Bay Buccaneers	1:00 p.m.	FOX
Sun.	Nov. 27	Kansas City Chiefs	1:00 p.m.	NBC
Sun.	Dec. 4	Indianapolis Colts	1:00 p.m.	NBC
Sun.	Dec. 11	at Houston Oilers	1:00 p.m.	NBC
Sun.	Dec. 18	Los Angeles Raiders	5:00 p.m.	ESPN
Sat.	Dec. 24	at Cleveland Browns	10:00 a.m.	NBC

ON THE COVER

Free safety Eugene Robinson was voted by his teammates as their Most Valuable Player for 1993. In addition, he was awarded the Steve Largent Award (inset) which is given to the player who best exemplifies the spirit, dedication, and integrity of the Seahawks. Robinson has more interceptions over the last five seasons than any other NFL player.

1994 SEATTLE SEAHAWKS VETERAN ROSTER

(As of July 1, 1994)

1994 NUMERICAL ROSTER

[illegible]

* Bullard played 16 games with Miami in 1903; Barnett active for 15, playing 0, with Detroit; Bickett played 15, starting 15, with Indianapolis; Brandon played 6, starting 3, with Cleveland; Childs active for 2 games with Seattle; Fierotti missed 11 games on injured reserve; Jackson missed 15 games on injured reserve with Buffalo; Lockwood played 2 with New England; Odgers played 16, starting 15, with Buffalo; Shaw active for 2 games with Seattle; Smith played 16, starting 15, with Los Angeles Raiders; Toffenau active for 14 with Seattle; Williams active for 14 with Seattle.

TRAINING CAMP IN KIRKLAND-

The Seattle Seahawks training camp will be conducted at their headquarters in Kirkland for the ninth consecutive season. Rookies will report and take physicals on Wednesday, July 13. Veterans will report for the first time the following morning. Veterans will report for physicals on Wednesday, July 20, and practice the following day. The players will be housed in Guy Hall and Crowder Hall on the Northwest College Campus. All personnel will dine in the Northwest College Cafeteria. Media requests for interviews should be made through the Seahawks Public Relations Department at (206) 827-9777.

DEPTH CHART
(NFL Veterans in ALL CAPS)

1994 SEATTLE SEAHAWKS FIRST-YEAR AND ROOKIE ROSTER
(As of July 1, 1994)

OFFENSE

WR	—	84 KELVIN MARTIN, 81 MICHAEL BATES, 86 ROBB THOMAS 15 REGGIE BARRETT
LT	—	73 RAY ROBERTS, 71 RICKIE SHAW, 65 Mike Kegarise
LG	—	59 MITCH FREROTTE, 69 JEFF BLACKSHEAR, 74 James McKnight
C	—	53 RAY DONALDSON, 56 JOE TOFFLEMPIRE, 54 STEVE GORDON, 52 Kevin Martin
RG	—	76 BILL HITCHCOCK, 79 JASON CHILDS, 60 Stacy Seegars
RT	—	75 HOWARD BALLARD, 78 MIKE KEIM, 62 Jed DeVries
TE	—	82 FERRELL EDMUNDS, 87 PAUL GREEN, 83 TREY JUNKIN, 48 Carlester Crumpler
WR	—	89 BRIAN BLADES, 88 Terrence Warren, 19 James McKnight, 16 Marcus Carter
QB	—	3 RICK MIRER, 10 DAN MCGOWIRE, 18 STAN GELBAUGH, 7 JEFF GRAHAM
RB	—	42 CHRIS WARREN, 22 JON VAUGHN, 24 Muhammad Shamsid-Deen, 30 SCOTT LOCKWOOD
FB	—	43 TRACY JOHNSON, 35 STEVE SMITH, 38 Mack Strong, 36 Larry Shinn, 34 Rick Wood

DEFENSE

LE	—	70 MICHAEL SINCLAIR, 91 TYRONE RODGERS, 64 Bobby Hamilton
LT	—	72 JOE NASH, 68 Sam Adams, 63 Curtis McDaniel
RT	—	96 CORTEZ KENNEDY, 77 JEFF BRYANT, 61 Matt Werner
RE	—	99 NATU TUATAGALOA, 66 BRENT WILLIAMS, 67 ANTONIO EDAROS, 92 MICHAEL MCCHARRY
LLB	—	40 TERRY WOODEN, 38 KEVIN MURPHY, 50 JIMMY DAVIS, 44 STEVE BROWN
MLB	—	94 ROD STEPHENS, 68 BOB SPITULSKI, 93 E.J. JUNIOR, 85 Jason Alexander
RLB	—	97 RUFUS PORTER, 50 DUANE BICKETT, 95 DEAN WELLS, 51 DAVID BRANDON, 49 Hilary Butler
LCB	—	27 PATRICK HUNTER, 26 CARLTON GRAY, 47 KIRBY JACKSON
RCB	—	37 NATE ODOMES, 39 BRIAN ALLRED, 31 Orlando Watters
SS	—	25 ROBERT BLACKMON, 37 RAFAEL ROBINSON, 23 Larry Whigham
FS	—	41 EUGENE ROBINSON, 44 DAVE MCCLOUGHAN, 20 Jody Bellamy

SPECIALISTS

K	—	4 JOHN KASAY
P	—	14 RICK TUTEN
H	—	14 RICK TUTEN
KO	—	4 JOHN KASAY
PR	—	84 KELVIN MARTIN, 44 DAVE MCCLOUGHAN, 42 CHRIS WARREN
KR	—	81 MICHAEL BATES, 22 JON VAUGHN, 82 KELVIN MARTIN, 86 TERENCE WARREN
PC	—	83 TREY JUNKIN, 53 RAY DONALDSON, 56 JOE TOFFLEMPIRE, 52 Kevin Martin
KC	—	83 TREY JUNKIN, 53 RAY DONALDSON, 56 JOE TOFFLEMPIRE, 52 Kevin Martin

No	Name	Pos.	Ht.	Wt.	Birth-date	College	Hometown	How Acq.
68	Adams, Sam	DT	6-3	285	06/13/73	Texas A&M	Houston, Tex.	D1-'94
74	Atkins, James (1)	G	6-6	291	01/28/70	S.W. Louisiana	Amite, La.	FA-'93
55	Atkinson, Jason	LB	6-3	230	10/11/70	Texas A&M	Houston, Tex.	FA-'94
20	Bellamy, Jay	S	5-11	177	07/08/72	Rutgers	Aberdeen, N.J.	FA-'94
46	Bryant, Steve	LB	6-3	240	07/02/71	Nevada	Sparks, Nev.	FA-'94
49	Buller, Hilary	LB	6-2	240	01/05/71	Washington	Tacoma, Wash.	FA-'94
16	Carter, Marcus	WR	5-11	205	08/18/71	S.W. Louisiana	Mandeville, La.	FA-'94
48	Crumpler, Carlester	TE	6-6	255	09/05/71	East Carolina	Greenville, NC	D7-'94
62	DeVries, Jed	T	6-5	282	01/05/71	Utah State	Ogden, Utah	FA-'94
64	Hamilton, Bobby	DE	6-4	266	07/01/71	Southern Mississippi	Columbia, Miss.	FA-'94
65	Kegarise, Mike	T	6-5	310	06/19/71	Edinboro	Milan, Ohio	FA-'94
52	Mamae, Kevin	C	6-4	288	01/23/71	Louisiana State	Leesville, La.	D2-'94
63	McDaniel, Curtis	DT	6-3	283	02/12/70	Jacksonville State	Fort Payne, Ala.	FA-'94
19	McKnight, James	WR	6-0	181	06/17/72	Liberty	Apopka, Fla.	FA-'94
60	Seegars, Stacy	G	6-3	337	04/26/71	Clemson	Kershaw, S.C.	FA-'94
24	Shamsid, Deen							
	Muhammad (1)	RB	5-11	200	11/16/69	Tenn-Chattanooga	Decatur, Ga.	D8-'92
36	Smith, Lamar	RB	5-11	230	11/29/70	Houston	Fort Wayne, Ind.	D3-'94
31	Watters, Orlando	CB	5-11	177	10/26/71	Arkansas	Anniston, Ala.	FA-'94
61	Werner, Matt	DT	6-3	265	06/14/71	UCLA	Anaheim, Calif.	FA-'94
23	Whigham, Larry	S	6-2	202	06/23/72	Northeast Louisiana	Hattiesburg, Miss.	D4-'94
34	Wood, Rick	FB	6-2	242	07/19/71	Norfolk State	Washington, D.C.	FA-'94

Head Coach: Tom Flores

Assistant Coaches: Larry Kennan (Offensive Coordinator, Quarterbacks), Rusty Tillman (Defensive Coordinator, Linebackers), Bob Bratkowski (Wide Receivers), Tommy Brasher (Defensive Line), Dave Brown (Defensive Coach), Tom Catlin (Quality Control), Arnie Matsumoto (Staff Assistant), Paul Moyer (Defensive Backs), Howard Mudd (Offensive Line), Russ Purnell (Tight Ends, Special Teams), Frank Raines (Strength and Conditioning), Clarence Shalmon (Running Backs)

Legend: D - Draft Choice; FA - Free Agent; CFL - Canadian Football League

* Atkins and Shamsid-Deen spent part or all of 1993 season on Seahawks practice squad

INDEX

Attendance Summary, 1993	23
Behring, David	4
Behring, Ken	3
Biographies, Assistant Coaches	11
Biographies, 1994 Draft Choices and Free Agents	103
Biographies, Veteran Players	21
Chronology	160
Cutdown Dates, 1994	169
Depth Chart, 1994	Pullout
Draft Summaries, All-Time	177
Flores, Tom	5
Flores vs. 1994 Opponents	202
Game-By-Game, 1993 Individual	148
Game-By-Game, 1993 Team	152
Game Summaries, 1993	127
Highlight Video	95
Honors, All-Time	176
Honors, 1993	126
How Built	147
Kingdome	88
Kingdome Media Parking	181
Largent Award	12
Leaders, Career	221
Leaders, Year-By-Year	226
Opponents, 1994	111
Overtime Games	10, 238
Preseason Results	259
Pronunciation Guide	86
Radio Network	92
Records, Attendance	197
Records, Defensive	206
Records, Head Coaches	209
Records, Individual	185
Records, Opponent Individual	212
Records, Postseason Game	217
Records, Team	197
Retired Jersey	25
Ring of Honor	42
Road Hotels	120
Roster, Coaches, All-Time	168
Roster, Players, All-Time	169
Rosters, 1994	Pullout
Schedule, 1994 NFL	261
Seahawks Headquarters	110
Series Breakdowns	234
Standings, 1993 NFL Regular Season	158
Statistics, 1993 Seahawks	122
Top Individual Performances	229
Top 10 Kingdome Crowds	174
Trades, All-Time	180
Training Camp	Pullout
Year-By-Year Review	240

MEDIA INFORMATION

We hope this facts book will be of some assistance during the Seattle Seahawks 1994 season. Public Relations is a high priority with the Seahawks and if our Public Relations office staff of Gary Wright, Dave Neubert, Sandy Gregory, Steve Wright, Charlotte Kores and Corky Trewin can help you throughout the year, please feel free to call upon us. Media credential requests should be made in writing to Gary Wright, 11220 N.E. 53rd Street, Kirkland, WA, 98033.

- Gary Wright, Vice President, Administration and Public Relations, home phone (206) 868-7089.

- Dave Neubert, Publicity Director, home phone (206) 485-6340.

The Facts Book is published by the Seattle Seahawks, 11220 N.E. 53rd Street, Kirkland, WA 98033. Copyright 1994 by the Seattle Seahawks. All rights reserved.

SEAHAWKS DIRECTORY

Offices 11220 N.E. 53rd St., Kirkland, WA 98033
 Telephone (206) 827-9777
 Ticket Office (206) 827-9766
 Home Stadium Kingdome (66,400)
 Colors Blue, Green, Silver
 Conference American Football Conference (Western Division)

ADMINISTRATION

Owner	Ken Behring
President	David Behring
General Manager/Head Coach	Tom Flores
Executive Vice President	Mickey Loomis
Vice President/Football Operations	Chuck Allen
Information Systems Director	Sterling Monroe
Office Manager	Cindy Kelley
Accounting Assistant	Julie Barber
Staff Accountant	Karen Beckman
Administrative Assistant to Ken Behring	Sharon Nelson
Secretary to General Manager/Head Coach	Gayle Larse
Receptionist	Ingrid Hatfield
Administrative Staff	Patti Sipes

PUBLIC RELATIONS

Vice President/Administration & Public Relations	Gary Wright
Publicity Director	Dave Neubert
Community Services Director	Sandy Gregory
Sales and Marketing Director	Reggie McKenzie
Group Sales Director	Diana Imhoff Popow
Assistant Publicity Director	Steve Wright
Administrative Assistant	Charlotte Kores
Drug Awareness Coordinator	Sarita Carter
Staff Photographer	Corky Trewin

SCOUTING

Player Personnel Director	Mike Allman
Assistant Player Personnel Director	Rick Thompson
Pro Personnel Director	Randy Mueller
College Scouting Director	Phil Neri
Eastern Supervisor	Pat Mondock
Area Scouts	Derrick Jensen, Warren Harper, Doug Kretz, Dave Nusz
Staff	Linda Ebi, Mike Monson, Tag Ribary

TICKETS

Ticket Director James Nagaoka
Administrative Assistant Lauri Perry

FOOTBALL

Head Trainer	Jim Whitesel
Assistant Trainer	Todd Sperber
Video Director	Thom Fermstad
Video Projects Director	Mike Wacker
Video Staff Assistant	Craig Givens
Equipment Manager	Terry Sinclair
Assistant Equipment Manager	Howard Baus
Equipment Assistant	Eric Kennedy
Administrative Assistant	Mike Baugh
Facilities Manager	John Monson
Facilities	Duc Dinh, Lynn Kennedy
Team Physicians	Dr. Kevin Auld, Dr. Pierce Scranton, Dr. James Trombold, Dr. Pete Van Patter

COACHING STAFF

General Manager/Head Coach	Tom Flores
Offensive Coordinator, Quarterbacks	Larry Kennan
Defensive Coordinator, Linebackers	Rusty Tillman
Defensive Line	Tommy Brasher
Wide Receivers	Bob Bratkowski
Defensive Coach	Dave Brown
Quality Control	Tom Catlin
Staff Assistant	Arnie Matsumoto
Defensive Backs	Paul Moyer
Offensive Line	Howard Mudd
Special Teams, Tight Ends	Russ Purnell
Strength and Conditioning	Frank Raines
Running Backs	Clarence Shelmon

KEN BEHRING

Owner



Ken Behring is best known as the owner of the Seattle Seahawks football team, the developer of the prestigious Blackhawk community in Northern California and the benefactor of a spectacular automotive museum that bears his name.

He has provided housing to thousands of families in Florida and California. In addition to Blackhawk, he developed the entire city of Tamarac, 10 planned communities in South Florida, and

Canyon Lakes in California.

Behring also founded The Behring Educational Institute in 1982, a non-profit charitable corporation that promotes the interests of the University of California at Berkeley and provides world class cultural resources to the East San Francisco Bay area.

Behring traded up from his first automobile, a \$90 Pontiac, to rare Packards, Hispano Suizas and Isotta Fraschinis, amassing one of the finest collections of classic and rare cars in the world. Recognizing that these automobiles are "an investment in mankind" and an important aspect of American culture, he built the Behring Auto Museum in affiliation with the University of California at Berkeley to preserve and exhibit the cars for generations.

This kind of foresight and determination has characterized Ken Behring's life. In 1950, he started a car dealership in a muddy lot, using an old chicken coop as an office. Two years later, he acquired a Lincoln-Mercury dealership.

In 1956, opportunity called Behring to then sleepy Fort Lauderdale, Florida. He built a house for his family that sold before it was half-finished. His company developed the entire city of Tamarac, a planned recreational retirement community, where houses initially sold for \$8,000 to \$9,000. Now, they are worth close to \$150,000.

Behring foresaw Florida's rapid growth, so he launched a modular home company to meet housing demands. The company built 3,000 homes in 1971, when Behring sold the firm to pursue other interests.


On the advice of friends, Behring flew over the Blackhawk Ranch in the Mount Diablo Foothills of Northern California. He now had the resources to match his vision of the finest planned country club community. The result is Blackhawk, a 2,300-home community that offers residents two 18-hole golf courses, a tennis and swim club, and a 25-acre sports complex.

Located in one of the fastest growing regions in the country, Blackhawk also provided the ideal setting for a world-class cultural plaza. In addition to the Behring Museum, Blackhawk Plaza features the University of California at Berkeley satellite facility, which encompasses 27,500 square feet of state-of-the-art lecture, classroom, and exhibit space for University collections of Paleontology, Anthropology, Art and Science. A promenade of specialty retailers, restaurants, a 2-acre water park, a 7-screen movie theater and a variety of cultural events offers Plaza visitors unlimited opportunities.

Since purchasing the Seahawks on August 30, 1988, Behring has become active in the Seattle community affairs by serving as Past President of the American Academy of Achievement, as Honorary Chairman of the "Ken Behring Seahawks Dinner Auction" to benefit the Muscular Dystrophy Association, and by contributing to the PONCHO Auction and the Seattle Art Museum.

DAVID BEHRING

President



David Behring, son of Seahawks majority owner Ken Behring, was named the Seahawks President on January 19, 1993.

Since taking his new role, he's spearheaded the Seahawks entry into free agency and last December was named to the NFL's eight-member realignment working group by Commissioner Paul Tagliabue.

An attorney licensed to practice in both California and Florida, David has

served the past four years as the Executive Vice President of Blackhawk Corporation.

Born in Wisconsin in 1955, he moved with his family to Florida the following year, and graduated from Pine Crest High School in Fort Lauderdale in 1973. While in high school, he lettered in football, wrestling and track, serving as team captain in all three sports as a senior. Behring was an all-county, all-region and second-team all-state selection in football as a running back and set school and county records for single-season rushing yardage in 1972.

Behring graduated with a degree in History from Princeton University in 1977 and earned his law degree from the University of Miami in 1980. While at Princeton, he played two years of football and rugby, and one year of track and lightweight football.


He moved to Danville, California, in 1980 and started his own development company, Great Bear Homes, Incorporated, which was renamed Great Bear Construction in 1984. The company specialized in premium golf course location homes and three times in six years Great Bear won the MAME award for marketing. In 1987 and 1988, the company built and closed 120 homes.

In 1990 David was appointed by his father as the Executive Vice President of Blackhawk Corporation and handled all legal and insurance issues, assisted the Corporation's partners in marketing, land planning, merchant-builder relations, shopping center management, country club management, and country club sales.

Behring has been an active member of the Building Industry Association (BIA) for 10 years, having served as a Director on the Educational Council for seven of those years, and as President of the Council in 1988. In addition, he's served on the Board of Directors of the BIA Eastern Division for the past five years. Currently, he is the President of the BIA Eastern Division, and is a member of the Urban Land Institute.

Active in the community, Behring has co-chaired fund-raising events for the Mt. Diablo Hospital Foundation, the East Bay Make-A-Wish Foundation, the Animal Rescue Foundation, and the Northern California NFL Alumni Association's "Caring for Kids" program. His hobbies include fishing, tennis, football, racquetball, skiing, biking, and white-water rafting.

David and his wife, Lisa, have residences in Danville, California, and Kirkland, Washington.



TOM FLORES

General Manager/Head Coach



SEAHAWKS: Enters into his third season as the Seahawks head coach having been named just the fourth head coach in team history on January 6, 1992. Flores originally joined the Seattle staff on February 22, 1989, as President and General Manager.

NFL EXPERIENCE: Flores enters into his 35th year in the National Football League in 1994. He was a player for 10 seasons with the Oakland Raiders (1960-61, 63-66), Buffalo Bills (1967-

68) and Kansas City Chiefs (1969-70), an assistant coach with the Buffalo Bills (1971) and Oakland Raiders (1972-78), head coach of the Raiders (1979-87), Special Projects with the Raiders (1988), Seahawks president/general manager (1989-92), and Seahawks general manager/head coach (1992-94).

COMPETITION COMMITTEE: Flores was appointed by Commissioner Paul Tagliabue to the NFL's Competition Committee in 1989.

HEAD COACHING EXPERIENCE: Begins his 12th season as an NFL head coach, having served nine seasons, 1979-87, as the head coach of the Oakland/Los Angeles Raiders and the last two with the Seahawks. Needs one more win to reach 100 for his career and enters 1994 with a 91-77-0 (54.2%) regular season record and an 8-3 (72.7%) postseason mark, for an overall record of 99-80-0 (55.3%). In nine years with the Raiders he compiled an 83-53-0 (61.0%) regular season record and won two Super Bowl championships. His Oakland Raiders defeated the Philadelphia Eagles, 27-10, in Super Bowl XV after the 1980 season, and the Los Angeles Raiders defeated the Washington Redskins, 38-9, in Super Bowl XVIII after the 1983 season. Flores' 1980 Raiders are the only Wild Card team to win the Super Bowl and the only team to win four postseason games enroute to the title. The title came in just his second season as an NFL head coach with only the Baltimore Colts' Don McCafferty in 1970 and the San Francisco 49ers George Seifert in 1989, winning titles in their rookie seasons. Flores' 1983 team is the last American Football Conference team to win the Super Bowl. In nine seasons with the Raiders, Flores captured three AFC Western Division titles (1982, 1983, 1985) and two AFC championship games (1980 and 1983). The 1983 title game win was over the Seahawks, 30-14. He was named AFC Coach of the Year by United Press International and the Professional Football Writers' Association in 1982 after a season that saw the Raiders post an NFL-best 8-1 record, despite the fact that they played in Los Angeles and practiced in Oakland. In the postseason, Flores has won 8-of-11 games (72.7%), losing only to the New York Jets in the 1982 first-round playoffs, the Seahawks in the 1984 Wild Card Game, and to the New England Patriots in the 1985 Divisional Playoffs.

ASSISTANT COACHING EXPERIENCE: Flores began his assistant coaching career with the Buffalo Bills in 1971. He moved to the Oakland Raiders as receivers coach in 1972 and was promoted to head coach, replacing John Madden, on February 8, 1979.

THE SUPER BOWL: Flores is one of only two people in NFL history, along with former Chicago Bears head coach Mike Ditka, to have a Super Bowl ring as a player, assistant coach and head coach. He earned his rings as a reserve quarterback with the Kansas City Chiefs in Super Bowl IV; as an assistant with the

Oakland Raiders in XI; and as a head coach with the Raiders in XV and XVIII. He was the only head coach to guide an AFC team to a Super Bowl title in the decade of the 1980's, something he did twice. His two Super Bowl championships rank him behind only Chuck Noll (four), Bill Walsh and Joe Gibbs (three each) in NFL history and his four Super Bowl rings are the most of any individual.

PRO PLAYING EXPERIENCE: Was drafted and released by the Calgary Stampeders of the Canadian Football League in 1958 and had a free agent tryout with the Washington Redskins of the NFL in 1959, before signing with the Oakland Raiders of the first-year American Football League as a free agent in 1960. Played six seasons with the Raiders, missing the 1962 campaign with a non-infectious lung ailment. He led the AFL in completion percentage (54.0) and fewest interceptions (12) in 1960 and finished second to the Houston Oilers George Blanda in passing with 2,176 yards. After missing the 1962 season, he returned and led the Silver and Black to a 10-4 record. Flores passed for six touchdowns against the Houston Oilers on December 22, 1963, a Raiders record that still stands. He finished his six seasons with the Raiders having completed 810-of-1,640 passes (49.4%) for 11,635 yards, with 93 touchdowns and 92 interceptions. He was traded by the Raiders along with end Art Powell and a second-round draft choice to the Buffalo Bills for quarterback Daryle Lamonic, end Glenn Bass, and third and fifth-round draft choices in 1967. He played two seasons with the Bills, earning the starting job in 1967, only to be felled by a knee injury. Two of his Buffalo teammates were Marty Schottenheimer, current head coach of the Kansas City Chiefs, and former Secretary of Housing and Urban Development Jack Kemp. Flores was waived and signed by Kansas City as a free agent in 1969. He played two seasons with the Chiefs and was part of their Super Bowl IV championship team.

COLLEGE: Attended Fresno City College and the College of the Pacific. Lettered in football, basketball, and baseball at Fresno and football and baseball at Pacific. Earned a degree in Education at Pacific. As a senior, he ranked fourth in the nation in total offense, and was sixth in passing efficiency. Played in the East-West Shrine Game after graduation.

PERSONAL: Born March 21, 1937, in Fresno, California, and attended Sanger High School in Sanger, California. The Sanger football field is named in his honor. Holds an honorary doctorate degree from Pepperdine University for humanitarian service and is a member of the board of regents at the University of the Pacific. His biography, *"Fire in the Ice Man"*, was released in 1992. Tom and his wife, Barbara, have three children, twin sons Mark and Scott, a daughter, Kim, and one grandson.

FLORES' NFL COACHING RECORD
Regular Season

Year	Club	W	L	T	Pct
1979	Oakland	9	7	0	.563
1980	Oakland	11	5	0	.688
1981	Oakland	7	9	0	.438
1982	Los Angeles	8	1	0	.889
1983	Los Angeles	12	4	0	.750
1984	Los Angeles	11	5	0	.688
1985	Los Angeles	12	4	0	.750
1986	Los Angeles	8	8	0	.500
1987	Los Angeles	5	10	0	.333
1992	Seattle	2	14	0	.125
1993	Seattle	6	10	0	.375
RAIDERS TOTALS		83	53	0	.610
SEAHAWKS TOTALS		8	24	0	.250
NFL TOTALS		91	77	0	.542

MICKEY LOOMIS

Executive Vice President



Named to his current position on January 6, 1992. Originally joined the Seahawks staff in October 1983, as the team's Business Manager and was promoted to Vice President/Finance in 1990. A native of Eugene, Oregon, he graduated from Willamette High School in 1974, and played basketball at Northwest Christian College. Loomis earned his undergraduate degree in Accounting from the University of Oregon and also has a masters degree in Sports Administration from Wichita State University. Mickey has two children, a son, Alex, and a daughter, Katherine.

CHUCK ALLEN

Vice President/Football Operations



Enters into his 20th year as a member of the Seahawks staff, having joined the organization in June of 1975, as Director of Pro Scouting. He was named Assistant General Manager in March of 1983, and added the title of Vice President on June 10, 1987. Allen was promoted to Vice President/Football Operations on January 6, 1992. A former all-coast and all-conference guard and linebacker at the University of Washington, he was an assistant coach with the Huskies from 1973 to 1974 prior to joining the Seahawks. He

played nine seasons with the San Diego Chargers and was named to the All-American Football League team in 1961 as a rookie and was a second-team choice in 1964. Allen served as the Chargers defensive captain and was inducted in the Chargers Hall of Fame in 1984. He spent 1970, 1971 and part of the 1972 season with the Pittsburgh Steelers and finished his career in 1972 with the Philadelphia Eagles. He was selected to the All-Time-All-Northwest Team in 1976 and was inducted into the Washington State Sports Hall of Fame for his play at the University of Washington and in professional football. In 1990, he was the only two-way player named to the University of Washington's Centennial Team, and was inducted into the Husky Hall of Fame in 1994. Chuck, and his wife, Linda, have five children, Cathy, Julie, Cheryl, Jean, and Patrick.

MIKE ALLMAN

Player Personnel Director




Mike Allman's duties were expanded on January 19, 1993, to include overseeing both the pro and college scouting departments after spending the previous nine years in charge of college scouting as Player Personnel Director. He joined the Seahawks staff on July 1, 1984, after spending 19 years with the Washington Redskins, first as a scout, then as Director of College Scouting, and finally as Director of Player Personnel in 1978. The Washington, D.C. area native graduated with a B.A. degree in Economics from Mt. St. Mary's College in Emmitsburg,

Maryland. He also played baseball, lettering three years as an outfielder and twice was an all-conference selection. Allman attended St. Francis Xavier and Gonzaga High Schools and taught junior high school social studies from 1962 through 1965 before joining the Redskins. Mike and his wife, Ann, have four children, Maureen, Theresa, Michael, and Patrick.

RANDY MUELLER

Pro Personnel Director



Enters his 12th season with the Seahawks and his fourth as Pro Personnel Director. Mueller joined the Seahawks in June of 1983 as an assistant in Pro Personnel after a stellar three-year career at Linfield College in McMinnville, Oregon. As a senior, he quarterbacked Linfield to the NAIA Division II National Championship in 1982. He was named Most Valuable Offensive Player in the Wildcats 33-15 national championship win over William Jewell College, as well as offensive

MVP in a semifinal win over Westminster College. After the season he earned All-District and All-Northwest Conference honors, along with being an honorable mention Associated Press Little All-America. Mueller lettered in football, basketball, and baseball at St. Maries High School in St. Maries, Idaho. Randy and his wife, Lori, have a daughter, Riley.

RICK THOMPSON

Assistant Player Personnel Director



An original member of the Seattle staff, Thompson joined the Seahawks in 1975 as an assistant in the player personnel department and was promoted to Assistant Player Personnel Director in July of 1984. In addition to his player personnel duties, Thompson has served as the Seahawks training camp director since 1978. He is a graduate of Hamline University in St. Paul, Minnesota, where he earned a degree in Sports Administration. As an undergraduate, he worked for the Minnesota

Vikings for five years. Thompson is a graduate of Lincoln High School in Bloomington, Minnesota. He and his wife, Kathy, have a daughter, Kacie, and a son, Nicholas.

PHIL NERI

College Scouting Director



Was promoted to College Scouting Director on February 5, 1993, after having worked as a staff scout since July, 1985, and Western Supervisor since 1989. Neri came to the Seahawks after seven seasons, 1979-1985, with the Philadelphia Eagles college scouting department. The year prior to joining Philadelphia, Neri worked for the BLESTO scouting combine. A graduate of Santa Clara University, where he lettered in football, he coached two sea-

sons at Notre Dame High School in Sherman Oaks, California, and spent two years as a graduate assistant coach at San Jose State before joining BLESTO. Phil's father, Jerry, was a scout with the Detroit Lions for 21 years. Phil and his wife, Julie, have a son, Anthony, and a daughter, Allison.

PAT MONDOCK

Eastern Supervisor



Joined the scouting staff on June 6, 1994, after eight seasons with the Indianapolis Colts. Joined the Colts in June 1986, from BLESTO, where he had been the combine's Western Region Scout. Mondock has 22 years of high school and college coaching experience. He served as the head coach at Washington and Jefferson College in Washington, Pennsylvania, from 1972-82, and was a high school head coach at both Southern Country and Ridgeway High Schools in

Western Pennsylvania, from 1962-70. He holds an undergraduate degree from Lock Haven State College in Lock Haven, Pennsylvania and a Masters Degree from West Virginia University in Health and Physical Education. Pat and his wife, Kathleen, have five grown children.

WARREN HARPER

Area Scout



Enters his 12th year with the Seahawks as a scout. He brought 28 years of high school and college coaching experience to Seattle, including 15 seasons as linebacker coach and administrative assistant coach at the University of Oklahoma. Harper was a highly successful high school coach in Texas before going to Oklahoma, compiling a 31-8-2 record in two stints, first in Sherman, Texas, and then in Amarillo, Texas. In between, he spent three seasons at the University of Texas-El

Paso, the first as an assistant to O.A. "Bum" Phillips and the last two as head coach. Warren and his wife, Gene, have two children, Robert and Patricia.

DERRICK JENSEN

Area Scout



Begins his third year with the Seahawks scouting staff having been hired in 1991 after a seven-year National Football League playing career. Jensen was a third-round draft choice of the Oakland Raiders in 1979 and played in 106 games, starting 21, in his career, including a streak of 105 straight. Served as the captain of the Raiders special teams for five seasons and contributed a blocked punt, which he recovered for the first touchdown, in the Raiders 38-9 win over the

Washington Redskins in Super Bowl XVIII. Also part of the Raiders

Super Bowl XV championship team. Finished his Raiders career as the franchise's 13th leading rusher with 780 yards on 224 carries, with five touchdowns. Added 44 receptions and three scores, and returned an onside kick 33 yards for a touchdown against the New York Giants in 1980. Two-time Southland Conference Most Valuable Player while at Texas-Arlington. Finished his career with 3,346 rushing yards, the first player in conference history to top 3,000 yards. Attended Oswatomie High School in Oswatomie, Kansas.

DOUG KRETZ

Area Scout



Joined the Seattle Seahawks scouting staff full-time in June of 1981 after working two years on a part-time basis. A Seattle Pacific University graduate, Kretz lettered in soccer as a collegian and earned his degree in Physical Education. He broke into coaching at Redmond Junior High in Redmond, Washington. The next four years were spent as an assistant football coach and soccer coach at Newport High in Bellevue, Washington. A native of Seattle, Kretz attended Mercer Island

High School, where he played football and baseball. Doug and his wife, Gerri, have a daughter, Berit.

DAVE NUSZ

Area Scout




Enters his ninth season as a scout, having joined the Seahawks in July, 1986. He spent 28 years as a collegiate assistant coach at the University of Maryland (1956-57), William and Mary (1958-61), University of Detroit (1962-65), University of Texas-El Paso (1966-70), Mississippi State (1971-72), Memphis State (1973-74), Southern Methodist (1974-75), Vanderbilt (1976-78), and the University of Louisville (1979-83). Nusz coached the defensive backs and linebackers for two seasons

(1984-85) with the Jacksonville Bulls of the United States Football League before joining the Seahawks. A graduate of the University of Maryland with a degree in Physical Education, Recreation and Health, Nusz played on three Terrapin teams that won 27-of-32 games, played in two Orange Bowls (1953 and 1955) and won the 1953 National Championship with a 10-1-0 record. The 1955 squad finished third in the nation also with a 10-1-0 mark. Dave and his wife, Bette, have a daughter, Kerry, and a son, Tommy. His last name is pronounced "News".

OVERTIME GAMES

The Seahawks have a 4-7 all-time record in overtime games entering the 1994 season. Seattle has defeated the Kansas City Chiefs (1983), San Diego Chargers (1990), Houston Oilers (1990), and Denver Broncos (1992), while losing to the Broncos four times (1978, 1985, 1989, and 1990), the Los Angeles Raiders (1991), the Philadelphia Eagles (1992), and the Phoenix Cardinals (1993). Seattle is 3-5 in the Kingdome and 1-2 on the road.



ASSISTANT COACHES

LARRY KENNAN

Offensive Coordinator/Quarterbacks



SEAHAWKS: Enters into his third season after being named Offensive Coordinator/Quarterbacks Coach on January 8, 1992. Kennan was the first assistant hired by Tom Flores.

WORLD LEAGUE: Named World League of American Football Coach of the Year for guiding the London Monarchs to the WLAFF Championship in 1991. The Monarchs posted a league-best 9-1 regular season record, leading the league in total offense,

points scored, fewest points allowed, and finishing second in total defense. In the playoffs, they defeated the New York/New Jersey Knights, 42-26, on the road and captured the World Bowl with a 21-0 win over the Barcelona Dragons in London, avenging their only regular season defeat. London had 17 players named all-league, including 10 on the first team.

NFL COACHING EXPERIENCE: Is a 12-year NFL assistant coaching veteran. Originally was hired by then Los Angeles Raiders head coach Tom Flores as the Raiders quarterbacks coach in 1982. Remained with Los Angeles through the 1987 season and was part of the Raiders staff when they captured Super Bowl XVIII over the Washington Redskins, 38-9. Coached the wide receivers with the Denver Broncos in 1988 and was the offensive coordinator of the Indianapolis Colts in 1989 and 1990.

COLLEGE COACHING EXPERIENCE: Served three seasons (1979-81) as the head coach at Lamar University in Beaumont, Texas, compiling a 13-17-3 regular season record. Started his collegiate coaching career at his alma mater, La Verne College, in 1966. After a stint in the high school ranks, he coached at the University of Colorado (1969-71) and then served as the offensive coordinator at the University of Nevada-Las Vegas (1973-75) and Southern Methodist University (1976-78).

COLLEGE PLAYING EXPERIENCE: Was a quarterback at La Verne College, in La Verne, California, where he earned his degree in History. Finished his four years (1962-65) as the school's all-time leader in attempts (497), completions (238), and yards (3,161). Also ranked as the school's all-time leader in rushing attempts (309) and touchdowns (21). He still co-holds the school record with three touchdowns in one game.


PERSONAL: Attended Bonita High School in La Verne, California. Served three seasons as a high school coach, first at Garden Grove High (1967-68) in Garden Grove, California, and then Arvada West High (1972) in Arvada, Colorado. Larry and his wife, Pat, have three sons, Steve, Ryan, and Kyle, and was born June 13, 1944, in Pomona, California.

LARGENT AWARD

Safety Eugene Robinson was the 1993 winner of the Steve Largent Award, which is given to the Seahawks player that best exemplifies the spirit, dedication, and integrity of the Seattle Seahawks. Robinson joined the Seahawks as an undrafted free agent in 1985 and has played for the AFC in the last two Pro Bowls. Over the last five seasons, no NFL player has intercepted more passes. Off the field, he's been the Seahawks NFL Man of the nominee the last three seasons.

RUSTY TILLMAN

Defensive Coordinator/Linebackers



SEAHAWKS: Enters into his 16th consecutive season as a Seahawks assistant coach, the longest streak in franchise history. Was promoted on January 11, 1992, from special teams and middle linebackers coach to defensive coordinator and linebackers coach. He was hired by former Head Coach Jack Patera as the Seahawks first full-time special teams coach on March 10, 1979. He coached under Patera for four seasons and was one of

only two assistants retained when Chuck Knox was named the Seahawks head coach on January 26, 1983. Tillman continued to coach the special teams under Knox and added the tight ends. In 1987, his responsibilities moved over to defense as he replaced the tight ends with the middle linebackers. Tom Flores named him defensive coordinator five days after taking over as head coach in 1992. Apprenticed under Tom Catlin in 1992, and took full control over the defense in 1993. Under his coaching, the Seahawks special teams were among the best in the National Football League, leading the NFL in punt coverage three times (1981, 1983, 1988), kickoff coverage twice (1982, 1983), and in average punt return once (1986). In 1983, the coverage units led the league in both categories, only the second time in league history that has occurred.

NFL COACHING EXPERIENCE: Tillman has spent his entire 16-year NFL coaching career with the Seahawks. He spent one year in private business before joining Seattle.

NFL PLAYING EXPERIENCE: Played eight seasons as a middle linebacker and special teams performer with the Washington Redskins from 1970-77. Signed with the Redskins as a free agent in 1970 and became the starter at middle linebacker with two games remaining in his rookie season. Also played outside linebacker. Played in 107 games in his career, including 84 straight. He started the Redskins 1974 divisional playoff game against the Rams in Los Angeles at middle linebacker. Tillman was voted by the fans as a member of the Redskins 50th Anniversary Team, chosen in 1986, for his play on special teams. Served as Washington's special teams captain from 1974 through 1977 and was nicknamed "The King" for his play on seven different special teams. Played in Super Bowl VII, a 14-7 loss to the Miami Dolphins. As a rookie, his head coach was Vince Lombardi and he also played seven seasons for George Allen. His special teams coaches included Marv Levy and Paul Lanham.

COLLEGE PLAYING EXPERIENCE: Played two seasons at Northern Arizona University after transferring from the University of Arizona. Played tight end, defensive end, linebacker and punted for Northern Arizona. Had 10 receptions for 206 yards as a junior and also took over as the punter, averaging 44.5 yards on 13 punts, with a school record long of 79 yards. He was inducted into the Northern Arizona Athletic Hall of Fame in 1984. Served as a co-captain his senior season. Tillman's head coach at NAU was former Seahawks backfield coach Andy MacDonald. Played two seasons at Arizona before transferring.

PERSONAL: Attended Agua Fria High School in Avondale, Arizona. Rusty and his wife, Lorri, have four children, sons, Joshua, Jason, and Jacob, and a daughter, Rachael. Rusty also has a daughter, Emily. Born February 27, 1946, in Beloit, Wisconsin.

TOMMY BRASHER

Defensive Line



SEAHAWKS: Begins his third season as the defensive line coach after being hired on January 23, 1992.

NFL COACHING EXPERIENCE:

Enters into his 12th NFL season in 1994. He has served as the defensive line coach with the New England Patriots (1982-84), Philadelphia Eagles (1985), Atlanta Falcons (1986-89), and Tampa Bay Buccaneers (1990), prior to joining the Seahawks. He spent the 1991 season in private business.


COLLEGE COACHING EXPERIENCE: Brasher started his college coaching career at the University of Arkansas, his alma mater, as the defensive line coach under Frank Broyles in 1970. He moved to Virginia Tech in 1971 as defensive line and linebackers coach and spent the 1974 and 1976 seasons at Northeastern Louisiana University as defensive coordinator and defensive line coach. He coached the defensive line at Southern Methodist University from 1977 through 1981.

COLLEGE PLAYING EXPERIENCE: A three-year letterman and two-time All-Southwest Conference linebacker under Frank Broyles at Arkansas in 1962 and 1963. He twice played in the Sugar Bowl and was a teammate of Dallas Cowboys owner Jerry Jones and former Cowboys head coach Jimmy Johnson.

PERSONAL: Played football at El Dorado High School in El Dorado, Arkansas, and began his coaching career at El Dorado in 1964 as an assistant. He also coached at Ball High in Galveston, Texas (1965-66), and was the head coach at Hot Springs High in Hot Springs, Arkansas (1967-69). In 1975, he left the college ranks to become the defensive line coach of the Shreveport Steamer of the World Football League. Tommy and his wife, LaNelle, have two daughters, Melodie and Christie. He was born on December 30, 1940, in El Dorado, Arkansas. His last name is pronounced BRAY-zure.

BOB BRATKOWSKI

Wide Receivers



SEAHAWKS: Enters into his third season with the Seahawks. Named wide receivers coach on January 22, 1992.

NFL COACHING EXPERIENCE:

Begins his third season in the NFL having spent both years with the Seahawks.

COLLEGE COACHING EXPERIENCE:

Spent 14 seasons in the collegiate ranks. Came to the Seahawks after three seasons (1989-91) as the offensive coordinator and wide receivers

coach at the University of Miami. The Hurricanes won two national championships during his tenure. Began his career as the wide receivers coach at the University of Missouri in 1978. Moved to Weber State University as wide receivers coach in 1981 and was promoted to offensive coordinator in 1984 at age 28. Joined Dennis Erickson's staff at the University of Wyoming in 1986 as offensive

coordinator and wide receivers coach and moved with Erickson to Washington State University in 1987 and to Miami in 1989.

COLLEGE PLAYING EXPERIENCE: Lettered three seasons, 1975-77, at Washington State University as a wide receiver and caught 16 passes for 219 yards and one touchdown in his career. Bratkowski redshirted in 1974 after playing with the junior varsity in 1973. Earned his degree in Education from the University of Missouri in 1979.

PERSONAL: Attended Premonte High School in Green Bay, Wisconsin, lettering twice each in football, basketball, and golf. His father, Zeke Bratkowski, played quarterback for 14 seasons in the NFL with the Chicago Cardinals (1954, 1957-60), Los Angeles Rams (1961-63), and Green Bay Packers (1964-68, 1971) and currently is the offensive coordinator and quarterbacks coach of the Philadelphia Eagles, part of a 23-year assistant coaching career. Bob and his wife, Rebecca, have two children, Shane and Courtney. He was born December 2, 1955, in San Angelo, Texas.

DAVE BROWN

Defensive Coach



SEAHAWKS: Named defensive coach on January 24, 1992, and enters into his third season.

NFL COACHING EXPERIENCE: Brown enters into his third season as an NFL assistant in 1994. He is the third former Seahawks player to become an NFL assistant following Fred Hoaglin (1976) now with the New England Patriots and joining Paul Moyer (1983-89) with the Seahawks.

NFL PLAYING EXPERIENCE: Played 15 seasons as a defensive back with the Pittsburgh Steelers (1975), Seattle Seahawks (1976-86) and Green Bay Packers (1987-89). Missed the 1990 season on injured reserve with Green Bay because of an Achilles tendon injury and retired prior to the 1991 season. Played in 216 games, starting 203, and missed only six games in his career due to injury, all in 1981 with a broken leg. Finished his career with 62 interceptions, ranking him tied for fifth in NFL history. Had seven games with two interceptions. Ranks as Seattle's career interception leader with 50. Scored five touchdowns on interception returns, all with the Seahawks. Returned two for touchdowns against the Kansas City Chiefs on November 4, 1984, tying an NFL record. Totaled eight interceptions that season and was voted to the AFC Pro Bowl squad. Served as the Seahawks defensive captain from 1983 through 1986. Also holds Seahawks record for career (643) and single-season (179 in 1984) interception return yardage, and career return touchdowns (5). Originally drafted 26th on the first round by the reigning Super Bowl Champion Pittsburgh Steelers in 1975, and saw action in 13 games as well as Super Bowl X. Was acquired by the expansion Seahawks in the 1976 Veteran Allocation Draft. Played and started 159 games at both free safety (1976) and right cornerback (1977-86) with Seattle before being traded to the Packers on August 26, 1987, for an eleventh-round 1988 choice. Started all 44 games that he played in Green Bay and was voted defensive captain in 1988. Led the Packers with 12 interceptions in his three seasons.

COLLEGE PLAYING EXPERIENCE: Named to the University of Michigan's All-Time Team for the Second 50 Years of Wolverine Football in 1983. Three-year starter at safety and played on teams that posted a 30-2-1 record and shared three Big Ten titles. Was a

three-time first-team All-Big Ten choice and a consensus first-team All-America as a junior and a unanimous choice as a senior. Played in the East-West Shrine Game, the Hula Bowl, Coaches All-America and College All-Star games after his senior season. Graduated with a degree in Radio and Television.

PERSONAL: Attended Garfield High School in Akron, Ohio. Active with the Fellowship of Christian Athletes and Pro Athletes Outreach. Is an accomplished racquetball player having finished second in both the 1980 NFL Players Association tournament and the 1987 Washington State Open. Named the 1982 Seattle NFL Man of the Year for his work in the community. Dave, and his wife, Rhonda, have two sons, Aaron and Sterling, and live in Woodinville, Washington. Born January 16, 1953, in Akron, Ohio.

TOM CATLIN

Quality Control



SEAHAWKS: Returns for his 35th season of coaching professional football and his 12th with the Seahawks. Will concentrate on quality control duties after serving as the Seahawks defensive coordinator from 1983-92 and as an advisor to defensive coordinator Rusty Tillman in 1993. Named *Sports Illustrated's* NFL Coach of the Year for 1992, the first assistant coach ever honored. Also named *Pro Football Weekly's* Assistant Coach of the Year. Joined Chuck Knox's first Seahawks

staff on February 8, 1983, as assistant head coach, defensive coordinator, and linebackers coach. Elected to stay on the staff on January 10, 1992, four days after Tom Flores was named head coach. From 1990-92, his defenses twice set new franchise records for fewest yards allowed and were the only unit in the NFL to rank in the top 10 in total defense in each season. In his ten seasons as Seattle's defensive coordinator, the Seahawks led the NFL in both total takeaways (397) and in fumble recoveries (189) and their 208 interceptions rank tied for fourth. In 1984, his second season with the Seahawks, Catlin transformed a defense that had not ranked higher than 13th in a full season in franchise history into the NFL's sixth best unit and one that allowed a record low 282 points. That defense recorded a league high 63 takeaways, the second-highest total in NFL history, including 38 interceptions, the most in the league since 1961. The Seahawks also posted a league high three shutouts, including back-to-back, and held two other teams without a touchdown. In 1984, Seattle also became the first team in NFL history to post a shutout after playing a Monday night game, defeating the Kansas City Chiefs, 45-0, after blanking the San Diego Chargers in San Diego, 24-0, in San Diego. The Seahawks returned an NFL record four pass interceptions for touchdowns against the Chiefs. His 1986 unit led the AFC in fewest points allowed. Twice with the Seahawks he successfully switched schemes, first from the 4-3 to the 3-4 in 1983 and from 3-4 back to the 4-3 in 1990.

NFL COACHING EXPERIENCE: Catlin is the last original American Football League coach still active and his 34 years as an assistant is exceeded only by the tenure of Miami Dolphins offensive line coach John Sandusky (1959). Catlin began his career on Hank Stram's staff with the Dallas Texans in 1960, the AFL's first season, and moved with the franchise to Kansas City in 1963. In 1966, he joined George Allen's staff with the NFL's Los Angeles Rams as defensive backfield coach. In 1969, Allen promoted him to defensive coach. He stayed with the Rams from 1966 through 1977, as he coached under Allen (1966-70), Tommy Prothro (1971-72)

and Chuck Knox (1973-77). After the 1977 season, he moved along with Knox to the Buffalo Bills, where he served as defensive coordinator and linebackers coach. He assumed the additional responsibilities of assistant head coach after the 1980 season. With the Bills, he took over a defense that ranked 23rd overall in 1977 and had it rated first overall by 1980. His units finished seventh in 1981 and second in 1982. The Bills also finished first against the pass in 1978 and were second in both 1980 and 1982.

NFL PLAYING EXPERIENCE: Was drafted by the Baltimore Colts on the fourth round on January 22, 1953, but was traded to the Cleveland Browns prior to his rookie season in what still ranks as the biggest player trade in NFL history. Catlin, along with four other players, including former Seahawks President/General Manager and current Carolina Panthers President Mike McCormack, were dealt to the Browns for 10 players, including current Miami Dolphins head coach Don Shula on March 26, 1953. Catlin played four seasons with the Browns, 1953-54, and 1957-58, and one with the Philadelphia Eagles, 1959. He spent the entire 1955 and 1956 seasons and all but the last four games of the 1957 season as a pilot in the United States Air Force. He played in three NFL championship games with the Browns, winning in 1954 as he served as the defensive signal-caller.


COLLEGE COACHING EXPERIENCE: Got his start coaching the Plebes at West Point under head coach Red Blaik in 1957.

COLLEGE PLAYING EXPERIENCE: Lettered three seasons as a center and a linebacker under Bud Wilkinson. Named a first-team All-America center in 1951 and 1952, and three times, 1950-52, was an All-Big Seven Conference choice. Catlin was only the fourth player in Oklahoma history to be named all-conference at least three times. In 1952, he finished tenth in the Heisman Trophy voting.

PERSONAL: Attended Ponca City High School in Ponca City, Oklahoma. Suffered a heart attack in February 1991, and underwent quadruple bypass surgery, but returned in time for mini camp. He is a member of the Board of Directors of the Seattle Chapter of the American Heart Association. Tom and his wife, Betty, have two children, Kim and Tom, and two grandsons. Catlin was born September 8, 1931, in Ponca City.

ARNIE MATSUMOTO

Staff Assistant



SEAHAWKS: Enters into his tenth season on the staff and fifth as a coaching staff assistant. Originally hired as an equipment assistant in 1985. Joined the coaching staff in 1989 to assist in video study for grades. In 1990, he assisted in the weight room while continuing his video responsibilities. Since 1991, has concentrated solely on his video duties.


NFL COACHING EXPERIENCE: Has spent his entire five-year coaching

career with the Seahawks.

PERSONAL: Earned a degree in Health and Physical Education from Lewis and Clark College in Portland, Oregon. Attended Tokyo Nodai Niko High School in Takasaki, Gumma, Japan. Arnie and his wife, Corrine, were married on June 12, 1992. He was born December 18, 1962, in Isesaki, Gumma, Japan. Full name is Atsushi Matsumoto.

PAUL MOYER

Defensive Backs



SEAHAWKS: Begins his fifth season as a Seahawks assistant and third as defensive backs coach. Spent the 1990 and 1991 seasons as a coaching staff assistant, working with both the defensive secondary and special teams. Moyer was promoted to his current position on January 10, 1992. Also assists Russ Purnell with the special teams.

NFL COACHING EXPERIENCE:

Moyer has spent his entire five-year coaching career with the Seahawks.


NFL PLAYING EXPERIENCE: Signed with the Seahawks as a free agent after the 1983 college draft. Played seven seasons, 1983-89, as a safety before his career was ended by a neck injury. Played 98 games, starting 30, with Seattle, including 55 straight. Started all 16 at strong safety in 1988 as the Seahawks won their only AFC Western Division title. Had a career-high 73 tackles and led the team with six interceptions. Moyer finished his career with 239 tackles, four sacks, 11 interceptions, eight fumble recoveries, and five forced fumbles. Scored two touchdowns in his career, one with his first career interception (1983) and the second after the recovery of a blocked punt (1986). Was Seattle's special teams captain in 1987.

COLLEGE PLAYING EXPERIENCE: Two-year letterman at Arizona State after transferring from Fullerton Junior College. Had 20 tackles in the Sun Devils' 30-21 win over Oklahoma in the 1983 Fiesta Bowl. Voted Most Improved Player in 1982. Second-team All-West Coast and All-Pac-10 as a senior and was named Most Valuable Defensive Performer in the 1982 East-West Shrine Game.

PERSONAL: Attended Villa Park High in Villa Park, California. Paul, and his wife, Heather, have a daughter, Taylor, and a son, Nicholas. Moyer was born July 26, 1961, in Anaheim, California.

HOWARD MUDD

Offensive Line



SEAHAWKS: Returned on January 28, 1993, for his second tour of duty as the Seahawks offensive line coach. Originally joined Seattle as their offensive line coach in 1978 under Jack Patera and remained until 1982.

NFL COACHING EXPERIENCE:

Enters into in his 21st consecutive season as an NFL offensive line coach, having entered the league with the San Diego Chargers in 1974. Moved to the San Francisco 49ers in 1977, and has also coached with the Seahawks from 1978 to 1982, the Cleveland Browns from 1983 to 1988, and the Kansas City Chiefs from 1989 to 1992. In 1985 with Cleveland, his linemen paved the way for runners Kevin Mack and Earnest Byner to each surpass 1,000 rushing yards, becoming only the third pair of backs to each top 1,000 yards, joining Miami's Larry Csonka and Mercury Morris in 1972 and Pittsburgh's Franco Harris and Rocky Bleier in 1975.

NFL PLAYING EXPERIENCE: Enjoyed a seven-year playing career as an offensive guard with the San Francisco 49ers (1964-69) and the Chicago Bears (1969-70). Drafted on the ninth round in 1964 by the 49ers and was traded to the Bears during the 1969 season. Played and started in three Pro Bowl games (1966-68), was twice named first-team All-NFL (1967 and 1968), and was named to the NFL's All-Decade of the 60's Team while with the 49ers. Played one plus seasons with the Bears, suffering a knee injury in 1969, and retired after the 1970 season.

COLLEGE COACHING EXPERIENCE: Began his coaching career as the offensive line coach at the University of California in 1972.

COLLEGE PLAYING EXPERIENCE: Starter at guard and team captain at Hillsdale College in Hillsdale, Michigan. Member of the NAIA Hall of Fame. Originally enrolled at Michigan State University before transferring. Graduated with a degree in Biology.

PERSONAL: Attended Midland High School in Midland, Michigan. Howard has two children, a son, Darren, and a daughter, Ami, and his wife, Shirley, has a son, Adam. Born February 10, 1942, in Midland, Michigan.

RUSS PURNELL

Special Teams, Tight Ends Coach



SEAHAWKS: Purnell enters into his ninth season as an assistant coach with the Seahawks and ninth in the National Football League. He was promoted from tight ends and assistant special teams coach to tight ends and special teams coach on January 10, 1992. He replaced Rusty Tillman as the Seahawks special teams coach. Purnell originally joined Chuck Knox's Seahawks staff on July 17, 1986, as an offensive special assignments coach. He added the tight ends in 1987 along

with assisting with the special teams.

NFL COACHING EXPERIENCE: Has spent his entire nine-year NFL coaching career with the Seahawks.

COLLEGE COACHING EXPERIENCE: Purnell began his college coaching career at his alma mater, Whittier College, as a graduate assistant in 1970. He then coached three seasons at the University of Southern California, 1982-84, handling both the tight ends and special teams, before joining the Seahawks.

COLLEGE PLAYING EXPERIENCE: He started his college playing career as a center at Orange Coast College before transferring to Whittier College, where he was an all-league choice and team captain as a senior.

PERSONAL: Attended Lake Washington High School in Kirkland, Washington, as a sophomore and Redmond High in Redmond, Washington, as a junior before transferring to Huntington Beach

ROOKIE RECORDS

Quarterback Rick Mirer established new NFL records for most attempts (486), completions (274) and passing yards (2,833) by a rookie quarterback in 1993. Mirer started all 16 games becoming the first rookie quarterback since 1973 to start all his team's games and only missed 28 of 1,019 plays all season. He was the sixth rookie quarterback to increase his team's win total by four games (2 wins in 1992 to 6 in 1993).

High in Huntington Beach, California, for his senior year. He coached in the high school ranks at Corona del Mar High School (1972) and Edison High School (1973-81) before joining John Robinson's staff at Southern California. Russ, his wife, Jill, son, Timothy, and twins, Erin and Jonathan, live in Bellevue. Born June 12, 1948, in Chicago, Illinois.

FRANK RAINES

Strength and Conditioning




SEAHAWKS: Enters into his fifth season with the Seahawks as their strength and conditioning coach and seventh in the NFL. Joined the Seahawks on February 21, 1990.

NFL COACHING EXPERIENCE: Prior to being hired by the Seahawks, Raines served two years as the assistant strength and conditioning coach of the Washington Redskins. Before he joined the Redskins full-time, he worked part-time for three years.

PERSONAL: Attended Oxon Hill High School in Oxon Hill, Maryland. Raines has also worked with the National League's Pittsburgh Pirates as a speed coach. Was a three-year track letterman at George Mason University and qualified for the 1984 Olympic Trials in the 200 meters. He has a son, Markus Darnell, and a daughter, Kaaryn Nycole, and lives in Renton, Washington. Frank was born on November 29, 1960, in Petersburg, Virginia.

CLARENCE SHELTON

Running Backs



SEAHAWKS: Named the running backs coach on January 21, 1992.


NFL COACHING EXPERIENCE: Enters into his third season with the Seahawks and fourth in the National Football League in 1994. Entered the NFL in 1991 as the running backs coach of the Los Angeles Rams.

COLLEGE COACHING EXPERIENCE: Began his career as a graduate assistant at his alma mater, the University of Houston in 1975. Spent three seasons

(1978-80) at the United States Academy at West Point and three seasons at Indiana University (1981-83) before moving to the University of Arizona (1984-86) and the University of Southern California (1987-90). Coached the running backs at each stop, except for Army, where he handled the running backs and tight ends. Eight of his backs earned All-Pac-10 honors, including two conference rushing champions and one second place finisher.

COLLEGE PLAYING EXPERIENCE: Lettered two seasons (1973-74) as a running back at the University of Houston.

PERSONAL: Attended Airline High School in Bossier City, Louisiana. He coached one season (1977) at Carroll High School in Corpus Christi, Texas. Attended Long Island University working towards a Masters Degree in Guidance and Counseling. Clarence lives in Kirkland, while his wife, Nancy, lives and works in Los Angeles. Born September 17, 1952, in Bossier City.



VETERAN BIOGRAPHIES

**39 BRIAN ALLRED****CB**

Height: 5-10 **Weight:** 175
College: Sacramento State
NFL Experience: 2nd Year
How Acquired: Free Agent (1993)
1993 Games Played/Started: 4/0
Career Games Played/Started: 4/0
Birthdate: March 16, 1969
Birthplace: Washington, D.C.
Residence: Sacramento, CA


1993: Played four games as a reserve defensive back and special teams performer. Signed to the practice squad on September 15, after going to training camp with the New York Giants. Was waived by New York on August 24. Activated by Seattle on October 30, replacing Grant Feasel (knee-injured reserve) on the roster. Played the next day at Denver and in the next two games. Was inactive for five-of-the-last-six games, seeing action only against the Phoenix Cardinals. Was credited with five tackles and a pass defended on defense and two on special teams, according to unofficial press box statistics.

CAREER: Originally signed by the Giants as a free agent on May 7, 1992. Was waived on September 1 and signed to the practice squad on September 2. Spent the entire 1992 season on the Giants practice squad.

COLLEGE: Two-year starter at cornerback at Sacramento State after transferring from Allan Hancock Junior College in Santa Maria, California. Averaged 28.5 yards on kickoff returns as a senior to rank seventh in the country in Division II. Junior College All-America choice after his second season.

PERSONAL: Attended Hammond High School in Columbia, Maryland.

Career Games Played/Started: 1993 (Seattle) - 4/0.

**74 JAMES ATKINS****G**

Height: 6-6 **Weight:** 291
College: Southwestern Louisiana
NFL Experience: 1st Year
How Acquired: Free Agent (1993)
1993 Games Played/Started: 0/0
Career Games Played/Started: 0/0
Birthdate: January 28, 1970
Birthplace: Amite, LA
Residence: Amite, LA

1993: Signed as a free agent to the practice squad on October 11. Went to camp with the Houston Oilers after signing as an undrafted free agent on May 26. Was waived by the Oilers on August 31.

CAREER: Four-year starter. Started his last two seasons at left defensive tackle after opening his first two years at right tackle. Finished his career with 268 total tackles, 30 tackles for loss, 14 sacks, and five fumble recoveries. Had a single-season high 85 tackles in 1991 and was credited with 10 tackles for loss in both 1989 and 1992. Redshirted in 1988. General Studies major.

PERSONAL: Football and basketball letterman at Woodland High School in Amite, Louisiana.



75 HOWARD BALLARD T

Height: 6-6

Weight: 336

College: Alabama A&M

NFL Experience: 7th Year

How Acquired: UFA (Buffalo 1994)

1993 Games Played/Started: 16/16

Career Games Played/Started: 96/80

Birthdate: November 3, 1963

Birthplace: Ashland, AL

Residence: Orchard Park, NY

1994: Signed as an unrestricted free agent on February 28.

CAREER: Pro Bowl starter after both the 1992 and 1993 seasons. Played his entire career with the Buffalo Bills until signing with the Seahawks. Originally drafted on the eleventh round by the Bills in 1987, but opted to stay in school another year. Has not missed a game in his career, having played 96. Started the last 80 at right tackle. Also played in 16 postseason games, starting the last 14, including the last four Super Bowls. **1988:** Signed on April 8. Only rookie offensive lineman to make Buffalo's roster. Played 16 games on special teams and as the backup at right tackle. Blocked a field goal and partially deflected a PAT versus New England. Also played in two playoff games. **1989:** Took over as the starter at right tackle in training camp and opened all 16 regular season and one postseason game. **1990:** Started all 16 regular season and three postseason games at right tackle. UPI second-team All-AFC choice. Twice earned game balls from the coaching staff, versus Cleveland and Philadelphia. **1991:** Started 16 games and three playoff contests at right tackle and was a first-team All-AFC choice by Pro Football Weekly and a member of the All-Madden Team. **1992:** Pro Bowl starter. Opened all 16 regular season and four postseason games at right tackle. Also a first-team All-AFC pick by UPI and Pro Football Weekly. **1993:** Earned second straight trip to the Pro Bowl as a starter. Opened all 16 regular season and three postseason games at right tackle.

HONORS: *1990, Second-team All-AFC (UPI). 1991, First-team All-AFC (Pro Football Weekly); All-Madden Team. 1992, AFC Pro Bowl starter; First-team All-AFC (UPI, Football News). 1993, AFC Pro Bowl starter; First-team All-AFC (UPI); Second-team All-NFL (College & Pro Football Newsweekly).*

COLLEGE: Three-year starter at tackle. First-team College Division All-America in 1987 and a first-team All-Southern Intercollegiate Conference pick in 1986 and 1987. Finalist for the Harlon Hill Trophy, which is awarded to the outstanding Division II player in the country. Missed one season due to a knee injury. Majored in Physical Education.

PERSONAL: Attended Clay County High School in Ashland, Alabama, lettering in football. Nickname is "The House."

1993 ATTENDANCE SUMMARY


Total Preseason (4 Games)	182,059 (45,515 avg.)
2 Home Games	96,141 (48,071 avg.)
2 Road Games	85,918 (42,959 avg.)
Total Regular Season (16 Games)	889,176 (55,574 avg.)
8 Home Games	438,676 (54,835 avg.)
8 Road Games	450,500 (56,313 avg.)
Total Attendance (20 Games)	1,071,235 (53,562 avg.)
Total Home (10 Games)	534,817 (53,482 avg.)
Total Road (10 Games)	536,418 (53,642 avg.)

ADDITIONAL STATISTICS

Career Games Played/Started: 1988 (Buffalo) - 16/0; 1989 (Buffalo) - 16/16; 1990 (Buffalo) - 16/16; 1991 (Buffalo) - 16/16; 1992 (Buffalo) - 16/16; 1993 (Buffalo) - 16/16; **Career - 96/80.**

Postseason Games Played/Started: 1988 (Buffalo) - 2/0; 1989 (Buffalo) - 1/1; 1990 (Buffalo) - 3/3; 1991 (Buffalo) - 3/3; 1992 (Buffalo) - 4/4; 1993 (Buffalo) - 3/3; **Career - 16/14.**

Blocked Field Goals: 1 in 1988.



15 REGGIE BARRETT WR

Height: 6-3 **Weight:** 215
College: Texas-El Paso
NFL Experience: 4th Year
How Acquired: Trade (Detroit 1994)
1993 Games Played/Started: 0/0
Career Games Played/Started: 10/6
Birthdate: August 14, 1969
Birthplace: Corpus Christi, TX
Residence: Houston, TX

1994: Acquired from the Detroit Lions in exchange for a fifth-round 1995 draft choice on April 28.

CAREER: Originally drafted on the third-round by the Detroit Lions in 1991. Played 10 games, with six starts, for the Lions catching four passes for 67 yards, a 16.8 yard average, and one touchdown.

1991: Played two games, versus Green Bay and at Indianapolis, before missing the remainder of the season on injured reserve with a groin injury. **1992:** Played eight games, starting six. Caught four passes for 67 yards and one touchdown. Made his first career start against Minnesota and caught his first pass versus Tampa Bay. Missed eight games on injured reserve, but returned to start two-of-the-last-three contests. Caught his first touchdown versus Cleveland. **1993:** Was inactive for all 16 games.

COLLEGE: Co-holds the school record with 19 career touchdown receptions. Ranks second in both receptions with 153, and yards with 2,558. Caught 58 passes for 1,042 yards, and 10 touchdowns as a junior, only the third receiver in school history to surpass both 50 receptions and 1,000 yards in the same season. Catches and yards ranked second for a single season. First-team All-Western Athletic Conference choice. Led team with 43 receptions for 710 yards and three scores as a senior. Had 10 career 100-yard games, including five in 1989 and four in 1990. General Studies major.

PERSONAL: Played two-seasons at Roy Miller High School in Corpus Christi, Texas. Also lettered in basketball and track. Three of his brothers have been with NFL teams, Oliver (Houston Oilers), David (Tampa Bay Buccaneers), and Joel (Los Angeles Raiders).


BARRETT'S NFL RECORD

Club	G/S	Receiving			LG	TD
		No	Yds	Avg		
1991 Detroit	2/0	0	0	0.0	0	0
1992 Detroit	8/6	4	67	16.8	24	1
1993 Detroit	0/0	0	0	0.0	0	0
NFL TOTALS	10/6	4	67	16.8	24	1

SINGLE GAME HIGHS

Receiving

Receptions: 2, vs. Tampa Bay 9/27/92
Yards: 34, vs. Tampa Bay 9/27/92
Longest: 24, vs. Tampa Bay 9/27/92
Longest Touchdown: 19, vs. Cleveland 12/13/92
Touchdowns: 1, vs. Cleveland 12/13/92



81 MICHAEL BATES WR

Height: 5-10

Weight: 189

College: Arizona

NFL Experience: 2nd Year

How Acquired: Draft (6th round 1992)

1993 Games Played/Started: 16/1

Career Games Played/Started: 16/1

Birthdate: December 19, 1969

Birthplace: Tucson, AZ

Residence: Kirkland, WA

1993: Played all 16 games as one of the NFL's top special teams performers and as a reserve wide receiver. AFC's first alternate to the Pro Bowl on special teams. Set new team records with 22 total special teams tackles and 21 solo tackles, according to unofficial press box statistics, breaking the 1984 marks of another Amphitheater High School (Tucson, Arizona) alum and former Seahawks linebacker, Sam Merriman. Also had a team-high two forced fumbles and two fumble recoveries. Totaled four games, at Cincinnati, at Detroit, Cleveland, and Pittsburgh, with three tackles, and had at least one in 11-of-16. Forced and recovered a fumble on the opening kickoff against the Lions, setting up a touchdown. Forced and recovered a punt against Phoenix setting up a touchdown. Downed three punts inside the opposition's 10 yard line, including one at the Cincinnati four with Seattle trailing 10-9 with 4:43 left, setting up Rod Stephens' fumble recovery touchdown on the next play in a 19-10 win. Averaged a team-high 20.1 yards on 30 kickoff returns and had 164 yards on four returns, including a 46-yarder against the Kansas City Chiefs on December 5. Made his first career start against Cleveland on November 14. Rushed twice for 12 yards on reverses, and caught his first career pass, a six-yarder at Kansas City on January 2.

CAREER: Originally drafted on the sixth round in 1992, but did not sign a contract until March 7, 1993, because of track and field commitments.

COLLEGE: Earned two letters in both football and track. Was not enrolled in school in 1991 to concentrate on track. Played both running back and wide receiver. Rushed for 230 yards on 63 carries, a 3.5 average, and two touchdowns, in his career. Added 11 receptions for a 17.0 yard average, and one score, and returned 45 kickoffs for a 23.7 yard average, including a 97-yard touchdown return against Washington State. Punted twice for a 48.0 yard average. Voted the Pac 10's Outstanding Male Performer at the conference track championships in 1989 and 1990, as he won the 100 and 200-meter dashes. Member of the Wildcats 400-meter relay that finished second in the 1989 NCAA Championships. Had a collegiate personal best of 10.17 in the 100-meters and 20.37 in the 200-meters. General Studies major.

PERSONAL: Football and track letterman at Amphitheater High School in Tucson, Arizona. Received all 10 votes in the Best in the West poll conducted by the *Long Beach Press Telegram*. His brother, Mario, was a second-round draft choice of the New Orleans Saints in 1994 as a running back. Mario played collegiately at Arizona State University, while another brother, Marion, played at the University of Southern California and at the University of Arizona. **The Olympics:** Captured the bronze medal in

JERSEY RETIREMENT

The Seahawks were the first team in professional sports to retire a uniform number in honor of the support shown by their fans, the Twelfth Man. On December 15, 1984, the Jersey #12 was retired and presented to Mr. and Mrs. Randy Ford of Tukwila, who originated the idea.

the 200-meters at the 1992 Summer Olympics in Barcelona, Spain, with a time of 20.38 seconds, finishing behind the United States' Mike Marsh (20.01) and Namibia's Frank Fredericks (20.13). His personal best in the 200-meters is 20.01 at the June 1992 Olympic Trials.

BATES' NFL RECORD

		Rushing				
Club	G/S	No	Yds	Avg	LG	TD
1993 Seattle	16/1	2	12	6.0	6	0
NFL TOTALS	16/1	2	12	6.0	6	0

		Receiving				
Club	G/S	No	Yds	Avg	LG	TD
1993 Seattle	16/1	1	6	6.0	6	0
NFL TOTALS	16/1	1	6	6.0	6	0

		Special Teams						
Club	G/S	Tkl	So	Ast	I20	T/L	FF	FR
1993 Seattle	16/1	*22	*21	1	5.5	0.0	2	2
NFL TOTALS	16/1	*22	*21	1	5.5	0.0	2	2

* Team Record



50 DUANE BICKETT

LB

Height: 6-5 Weight: 251
 College: Southern California
 NFL Experience: 10th Year
 How Acquired: UFA (Indianapolis 1994)
 1993 Games Played/Started: 15/15
 Career Games Played/Started: 137/137
 Birthdate: December 1, 1962
 Birthplace: Los Angeles, CA
 Residence: Los Angeles, CA

1994: Signed as an unrestricted free agent on June 22.

CAREER: Played his entire career with the Indianapolis Colts after being their first-round draft choice in 1985. Was the fifth player chosen overall after defensive end Bruce Smith (Buffalo Bills), tackle Bill Fralic (Atlanta Falcons), defensive end Ray Childress (Houston Oilers), and linebacker Chris Doleman (Minnesota Vikings). Played and started 137 of a possible 140 games with the Colts. Had a streak of 80 consecutive games played and started snapped in 1988. Also missed one game in both 1992 and 1993. Credited with 1,052 tackles with the Colts, including 720 solos. Added 52.5 sacks, 14 fumble recoveries, and nine forced fumbles. Never finished lower than fourth in tackles during his time with Indianapolis and twice led, in 1987 with 113, and in 1988 with 126. Was second in 1986, 1990, and 1991. Had at least 100 tackles in each of his first seven seasons and has 34 games with at least 10 tackles. Twice, in 1987 and 1989, had a single-season high eight sacks, and led team in sacks in each of his first two seasons. Has nine games with at least two sacks, including games of four versus the New York Jets in 1987 and three versus Cleveland in 1993. **1985:** Started 16 games and was named NFL Defensive Rookie of the Year. Led in sacks with six and was third in tackles with 141. Had sacks in each of the last five games. Totaled four games with at least 10 tackles, including 15 versus Miami, and intercepted his first pass versus Buffalo. Added nine special teams tackles. **1986:** Started 16 games and led team in sacks for second straight season with six. Totaled 144 tackles to rank second to Cliff Odom's 151. Had 15 tackles versus San Diego, one of five games in double figures. Intercepted passes at Buffalo and at Houston. **1987:** Started all 12 games played by the regulars and was chosen as a starter for the AFC in the Pro Bowl. Led team with 113

tackles, 74 solo tackles, and with a career-high eight sacks. Had four sacks against at the New York Jets (11/1) to earn AFC Defensive Player of the Week honors. Returned a fumble 28 yards at Miami. Started at Cleveland in the playoffs. **1988:** Led team in tackles for the second straight season while starting 16 games. Credited with 126 tackles and a single-season high three interceptions. Had six games with at least 10 tackles. Also led in assisted tackles with 43 and was second in sacks with 3.5. AFC Defensive Player of the Week versus New England with 10 tackles, one interception, and one fumble recovery. **1989:** Started 16 games and had 100 tackles to rank fourth. Tied his single-season best with eight sacks, including two each at Cincinnati and at New Orleans. **1990:** Played and started 15 games. Missed versus Kansas City with a hamstring injury snapping a streak of 80 straight games played and started. Second in tackles with 117 and had five double figure tackle games to total 27 for his career. **1991:** Started 16 games and finished second in tackles with 125. Had four games with at least 10 tackles, including 13, with two sacks, and a forced fumble versus New England. **1992:** Started 15 games. Did not play versus New England because of a hamstring injury. Tied for third with 89 tackles. **1993:** Started 15 games, 14 at strong linebacker and one at right end. That start, versus San Diego, was the first of his career at a position other than outside linebacker. Was fourth in tackles with 97. Totaled 14 tackles, one off his single game high, versus Buffalo. Had 3.5 sacks, including 3 versus Cleveland, to earn AFC Defensive Player of the Week honors.

HONORS: **1985**, *Defensive Rookie of the Year* (Associated Press); *First-team All-Rookie* (Associated Press, UPI, Pro Football Writers of America, Football Digest). **1987**, *Pro Bowl starter*; *first-team All-AFC* (UPI, Pro Football Weekly); *Second-team All-NFL* (Associated Press); *AFC Defensive Player of the Week* (vs. N.Y. Jets). **1988**, *AFC Defensive Player of the Week* (vs. New England). *Second-team All-AFC* (UPI). **1993**, *AFC Defensive Player of the Week* (vs. Cleveland).

COLLEGE: Three-year letterman and two-year starter. First-team All-Pac-10 Conference and conference Defensive Player of the Year as a senior. First-team All-America choice by The Sporting News, NEA, The Football Writers, and UPI. First-team Academic All-America as a junior and a senior and a three-time first-team all-conference choice. National Football Foundation Scholar-Athlete and NCAA Post-graduate scholarship winner. Played tight end, defensive tackle, and inside linebacker before moving to outside linebacker as a senior. Ended his career 291 tackles, including 27 for loss. Totaled 151 tackles, 19 tackles for loss, six sacks, and an interception as a senior. Played in the Hula Bowl and Japan Bowl after graduation. Accumulated a 3.67 grade point average and graduated with a degree in Business Administration.

PERSONAL: Football, basketball, and baseball letterman at Glendale High School in Glendale, California. Caught 47 passes as a tight end and averaged 12 tackles per game as a senior. Averaged 23 points per game and named Most Valuable Player in CIF Division II Championship Game as team won state basketball title. Pitched and played first base in baseball. Worked with the

PRIME TIME

The Seahawks will make one national television appearance in 1994, a December 18 Kingdome matchup with the Los Angeles Raiders on ESPN. Since their first appearance in 1979, Seattle has posted a 17-8 record in prime time. On ABC's Monday Night Football, Seattle is 11-5; on ESPN 6-1; and 0-2 on TNT. The Los Angeles Raiders are the Seahawks most common prime time opponent, the two teams having played eight times, with the series tied 4-4. Denver and San Diego have been the opposition four times.

United Way while in Indianapolis and made annual donations to that city's Noble Center for Retarded Citizens through tackle and interceptions totals.

BICKETT'S NFL RECORD

Club	G/S	Defense			Int	QB	PD	FF	FR
		T	S	A					
1985 Indianapolis	16/16	141	87	54	1	6.0	5	1	2
1986 Indianapolis	16/16	144	104	40	2	6.0	3	1	1
1987 Indianapolis	12/12	113	74	39	0	8.0	3	2	2
1988 Indianapolis	16/16	126	83	43	3	3.5	7	1	1
1989 Indianapolis	16/16	100	83	17	1	8.0	7	0	3
1990 Indianapolis	15/15	117	84	33	1	3.5	2	1	2
1991 Indianapolis	16/16	125	82	43	0	5.0	2	1	0
1992 Indianapolis	15/15	89	62	27	1	6.5	4	1	2
1993 Indianapolis	15/15	97	61	36	0	3.5	0	0	1
NFL TOTALS	137/137	1052	720	332	9	50.0	33	9	14

ADDITIONAL STATISTICS

Postseason Games Played/Started: 1987 (Indianapolis) - 1/1.
Special Teams Tackles: 9 in 1985; 5 in 1986; 14 total.

SINGLE GAME HIGHS

Defense

Tackles (Solos and Assists): 15, 2 Times (Last: vs. San Diego 11/30/86 [10+5])

Sacks: 4, vs. N.Y. Jets 11/1/87

Interceptions: 1, 6 Times (Last: at N.Y. Jets 12/13/92)

Forced Fumbles: 1, 9 Times (Last: vs. San Diego 10/18/92)

Fumble Recoveries: 1, 14 Times (Last: at Miami 10/24/93)



25 ROBERT BLACKMON S

Height: 6-0

Weight: 198

College: Baylor

NFL Experience: 5th Year

How Acquired: Draft (2nd round (b) '90)

1993 Games Played/Started: 16/16

Career Games Played/Started: 62/52

Birthdate: May 12, 1967

Birthplace: Bay City, TX

Residence: Sugarland, TX

1993: Started 16 games at strong safety. Set a new career high with 74 total tackles, according to unofficial press box statistics. Scored his first career touchdown with a five-yard return of a fumble against Cleveland. Score came on the first play of the game (14 seconds elapsed) and was the quickest score in franchise history. Intercepted two passes, versus New England and Phoenix. Single-game high nine tackles came at Houston.

CAREER: Second of two second-round draft choices in 1990 and has been the full-time starter at strong safety since 1991 after opening the first three games of 1990. Has played in 46-of-48 games in two seasons and has 246 tackles, according to unofficial press box statistics, and six interceptions. **1990:** Started 5-of-15 games at strong safety, including the first three. Missed one game because of a knee injury. Had 36 tackles, according to unofficial press box statistics, and added five special teams tackles. **1991:** Started 16 games at strong safety. Credited with 64 tackles, two tackles for loss, one sack, a forced fumble and a fumble recovery. Collected his first career interception against the New York Jets and also had picks in the second Denver and Los Angeles Rams games. Forced a fumble on a sack at the Los Angeles Raiders. **1992:** Started 15 games at strong safety, missing the Miami game with a hip injury suffered at New England. Finished the season with a career-high 65 tackles, according to unofficial press box statistics. Had a single-game high 11, including seven unassisted,

against Philadelphia, and nine, all unassisted, against Cincinnati. Two-and-a-half of his tackles against the Eagles were sacks, and also had a sack and a forced fumble at San Diego. Had a career-long 69-yard interception return against Denver.

HONORS: **1990**, First-team All-Rookie (Pro Football Writers' Association, Pro Football Weekly, College and Pro Football Newsweekly, Football Digest).

COLLEGE: Football News first-team All-America in 1989. Three-time first-team All-Southwest Conference choice and four-year letterman. Had 80 tackles and eight interceptions in 1989. Tied for sixth in the country in interceptions. Intercepted four passes and returned two for touchdowns in a 50-7 win against Texas as a senior. Interception and touchdown totals both rank as the second-most in SWC history. Finished his career with 227 tackles, 17 tackles for loss, and 14 interceptions. Also had four sacks. Co-led the team with five interceptions as a sophomore.

PERSONAL: Played defensive back and quarterback at Van Vleck High School in Van Vleck, Texas. Also lettered in basketball and track. First-team all-state choice as a senior at defensive back and a second-team choice at quarterback by the Texas State Sportswriters. Threw six touchdown passes in a state playoff game loss against Cuero High School. State high school 110-meter high hurdles champion. Robert and his wife, Gayle (6/22/91), have a daughter, Kyrsten Nicole (5/10/92).

BLACKMON'S NFL RECORD

Interceptions

Club	G/S	No	Yds	Avg	LG	TD
1990 Seattle	15/5	0	0	0.0	0	0
1991 Seattle	16/16	3	59	19.7	29	0
1992 Seattle	15/15	1	69	69.0	69	0
1993 Seattle	16/16	2	0	0.0	0	0
NFL TOTALS	62/52	6	128	21.3	69	0

Defense

Club	G/S	Tkl	So	Ast	T/L	QB	PD	FF	FR
1990 Seattle	15/5	41	36	5	1.0	0.0	1	0	1
1991 Seattle	16/16	64	52	12	4.0	1.0	16	1	1
1992 Seattle	15/15	67	51	16	4.0	3.5	5	1	1
1993 Seattle	16/16	74	55	19	3.0	0.0	11	0	1
NFL TOTALS	62/52	246	194	52	12.0	4.5	33	2	4

Totals include special teams statistics. Tackles for loss includes sacks.

SINGLE GAME HIGHS

Defense

Tackles (Solos and Assists): 11, vs. Philadelphia 12/13/92 (OT) (7+4)


Tackles For Loss (Includes sacks): 2.5, vs. Philadelphia 12/13/92 (OT)

Sacks: 2.5, vs. Philadelphia 12/13/92 (OT)

Interceptions: 1, 6 Times (Last: vs. Phoenix 12/19/93 [OT])

Forced Fumbles: 1, 2 Times (Last: at San Diego 10/4/92)

Fumble Recoveries: 1, 4 Times (Last: vs. Cleveland 11/14/93 [TD])



69 JEFF BLACKSHEAR

G

Height: 6-6

Weight: 315

College: Northeast Louisiana

NFL Experience: 2nd Year

How Acquired: Draft (8th round (a) '93)

1993 Games Played/Started: 15/2

Career Games Played/Started: 15/2

Birthdate: March 29, 1969

Birthplace: Fort Pierce, FL

Residence: Fort Pierce, FL

1993: Played 15 games. Played the second half against Denver and started against Kansas City and at the Los Angeles Raiders at

right guard. Also saw action at left guard against Pittsburgh. Seahawks first of two eighth-round draft choices.

COLLEGE: Two-year starter at guard after transferring from junior college. First-team All-Louisiana and Kodak first-team All-America. Second-team All-Southland Conference choice in 1992. Took over as the starter with three games left in his junior season. Two-year starter at tackle at Northeast Mississippi Junior College in Booneville, Mississippi. Majored in Criminal Justice.

PERSONAL: Played tight end and defensive end at Westwood High School in Fort Pierce, Florida. Caught 13 passes for a 28.1 yard average and four touchdowns as a senior.

Career Games Played/Started: 1993 (Seattle) - 15/2.



89 BRIAN BLADES

WR

Height: 5-11

Weight: 189

College: Miami

NFL Experience: 7th Year

How Acquired: Draft (2nd round 1988)

1993 Games Played/Started: 16/14

Career Games Played/Started: 86/72

Birthdate: July 24, 1965

Birthplace: Ft. Lauderdale, FL

Residence: Plantation, FL

1993: Played 16 games, starting 14 at wide receiver. Set a new franchise record with 80 receptions, breaking Steve Largent's 1985 record of 79. Finished tied for fourth in the AFC in receptions and was sixth in yards with 945. Caught 10 passes for 132 yards in a 31-14 win over San Diego. Had 134 yards on 7 receptions in a 16-6 win over Pittsburgh. Now has 13 100-yard games. Caught the game-winning touchdown pass with 25 seconds left in a 10-9 win over New England. Had at least 5 receptions in 10-of-16 games. Had 9 receptions against the Patriots and 7 at Denver and in the first Kansas City game. Caught 5 in the second Chiefs game to break the record. Rushed five times for 52 yards, including a 26-yard run at Cincinnati.

CAREER: Was the Seahawks second-round draft choice in 1988, but their first selection overall. Moved into second in yards in 1993, ending the season with 4,474. Ranks third in receptions with 335, and in receiving touchdowns with 22, and is second with 13 100-yard games. Twice has caught game-winning touchdown passes with less than 1:00 minute left, against San Diego (10/29/89) and versus New England (10/24/93). Also caught the game-tying score with 0:00 left versus Denver (11/30/92). Has 17 rushing attempts for 120 yards. **1988:** Played in 16 games, starting 7-of-the-last-10. Led the Seahawks in receiving yardage (682), the first player other than Steve Largent to do so in franchise history. Also led in touchdowns (8) and was second in receptions (40). Led all NFL rookies in touchdowns, was fifth in receptions, and fourth in yards. Had two 100-yard games, including a team rookie record 145 against New Orleans in his first start. Had 123 yards on six receptions and two touchdowns at the Los Angeles Raiders in a 43-37 win that clinched the AFC West title. Had five receptions for 78 yards in the playoff game at Cincinnati. **1989:** Led team in receptions (77) and yards (1,063), was voted team MVP and selected to the Pro Bowl. Finished two catches off the team single-season record. Ranked second in the AFC in receptions and seventh in yards. Set a career-high with 10 receptions against San Diego, including the game-winning score with 0:40 left. Totaled four 100-yard games. **1990:** Started 16 games and had 49 receptions for 525 yards and three scores. Had two of the scores against Minnesota. **1991:** Started 16 games and led team in

receptions (70) and yards (1,003). Posted his second 70+ catch season and second with more than 1,000 yards. Joined Steve Largent as only players in franchise history to have two 1,000-yard seasons. Only Largent (six and eight) has more 70+ catch and 1,000-yard seasons. Tied for seventh in the AFC in receptions and was eighth in yards. Opened the season by posting career highs in receptions (12) and yards (160) at New Orleans and equaled his best with two touchdown receptions. Catches tied for second most in a single game in team history while yardage total was seventh best. Had two other games over 100 yards, 131 at San Diego and 107 at Denver and three with 97, 99, and 99. Caught eight passes at both Kansas City (97 yards) and San Diego (131). **1992:** Did not sign until September 2, missing all of training camp and the preseason. Suffered a shoulder injury on his first play against the Cincinnati Bengals in the season opener and missed 10 games on injured reserve before returning to start the last five. Caught a game-tying three-yard touchdown pass on the last play of the game in the first Denver game, his first game back from the injury, a game eventually won by the Seahawks 16-13 in overtime. Posted Seattle's only 100-yard receiving game of the season with six receptions for 103 yards against San Diego in the season finale. The 100-yard game was Seattle's first since he had 131 yards on eight catches at San Diego on November 10, 1991, and was the 11th of his career. Was designated one of two transition players after the season.

HONORS: **1988**, First-Team All-Rookie (*Pro Football Weekly*, *College and Pro Football Newsweekly*). **1989**, AFC Pro Bowl squad; Marcus Nanley Trophy (*Seahawks MVP as voted by teammates*); UPI Second-team All-AFC.

COLLEGE: Four-year letterman. Finished his career with 80 receptions for 1,493 yards, a 15.7 yard average, and 15 touchdowns. Finished second on the school receiving touchdown list and was fifth in yards. Caught the game-winning two-point conversion in a 26-25 win over Florida State in 1987. Team went on to a 12-0 record and the national championship. Had 29 receptions for 394 yards and five touchdowns, including three two-point conversions, as a senior. Had 18 catches for 392 yards, a 21.8 average, and four scores as a junior and 30 for 657 yards and six touchdowns as a sophomore. Played in four bowl games in his career and also played in the Japan Bowl. Redshirted in 1983. Majored in Business Management.

PERSONAL: Lettered in football and track at Piper High School in Fort Lauderdale, Florida. Older brother of Detroit Lions Pro Bowl safety Bennie Blades, an All-America at Miami and a first-round draft choice by the Lions in 1988. Organized the Fort Lauderdale Youth Track Club in his hometown and also volunteered as a sprint coach at Coral Springs High School in Coral Springs, Florida, during the offseason. Has hosted a Christmas party for the past three years for homeless children. Distributed posters of himself with the message, "Hard Work Pays Off." Is also active with Seattle Emergency Housing, Fred Hutchinson Cancer Research Center,



First Place, United Negro College Fund, and the Big Brothers of King County. Was part of the NFL F.A.C.T. Trading Cards, promoting Football and Academics, a Championship Team. The program utilizes football cards as motivational learning tools. Brian has two daughters, Brittany and Brianne.

BLADES' NFL RECORD

		Receiving				
	Club	G/S	No	Yds	Avg	LG TD
1988	Seattle	16/7	40	682	17.1	55 8
1989	Seattle	16/14	77	1063	13.8	60 5
1990	Seattle	16/16	49	525	10.7	24 3
1991	Seattle	16/16	70	1003	14.3	52 2
1992	Seattle	6/5	19	256	13.5	37 1
1993	Seattle	16/14	*80	945	11.8	41 3
NFL TOTALS		86/72	335	4474	13.4	60 22

ADDITIONAL STATISTICS

Rushing: 5 attempts for 24 yards, 4.8 average, long of 12, no touchdowns in 1988; 1 attempt for 3 yards in 1989; 3 attempts for 19 yards, 12 long in 1990; 2 attempts for 17 yards, 11 long in 1991; 1 attempt for 5 yards in 1992; 5 attempts for 52 yards, 26 long in 1993; **17 attempts for 120 yards, 7.1 average, 26 long, 0 touchdowns, career.**

POSTSEASON NFL RECORD

		Receiving				
	Club	G/S	No	Yds	Avg	LG TD
1988	Seattle	1/1	5	78	15.6	24 0

SINGLE GAME HIGHS

Receiving

Most Receptions: 12, at New Orleans 9/1/91

Most Yards: 160, at New Orleans 9/1/91

Longest Reception: 60, vs. Cincinnati 12/10/89 (TD)

Most Touchdowns: 2, 3 Times (Last: at New Orleans 9/1/91)

Longest Touchdown: 60, vs. Cincinnati 12/10/89

* Team Record

BLADES' 100-YARD GAMES

Date	Opponent	No	Yds	Avg	LG	TD
10/16/88	New Orleans	8	145	18.1	52	1
12/18/88	at L.A. Raiders	4	123	30.8	55	2
09/17/89	Phoenix	9	146	16.2	28	1
10/01/89	at L.A. Raiders	7	113	16.1	32	1
10/29/89	San Diego	10	117	11.7	21	1
11/26/89	at Denver	8	122	15.3	29	0
12/10/89	at Cincinnati	6	107	17.8	60	1
09/01/91	at New Orleans	12	160	13.3	31	2
09/15/91	at Denver	5	107	21.4	47	0
11/10/91	at San Diego	8	131	16.4	39	0
12/27/92	San Diego	6	103	17/2	37	0
10/03/93	San Diego	10	132	13.2	20	1
12/05/93	Kansas City	7	134	19.1	41	0

BLADES VS. THE NFL

	G	No	Yds	Avg	LG	TD
Arizona	2	11	177	16.1	28	1
Atlanta	2	4	88	22.0	53	0
Buffalo	2	6	75	12.5	26	0
Chicago	1	0	0	0.0	0	0
Cincinnati	5	21	296	14.1	60	1
Cleveland	3	8	112	14.0	28	1
Dallas	0	0	0	0.0	0	0
Denver	12	47	600	12.8	47	1
Detroit	2	10	78	7.8	15	0
Green Bay	1	1	7	7.0	7	0
Houston	3	9	104	11.6	23	1
Indianapolis	1	0	0	0.0	0	0
Kansas City	10	46	652	14.2	41	2
L.A. Raiders	10	30	523	17.4	55	4
L.A. Rams	2	8	114	14.3	44	0

	G	No	Yds	Avg	LG	TD
Miami	1	4	45	11.3	15	0
Minnesota	1	5	50	10.0	13	2
New England	5	18	138	7.6	17	2
New Orleans	2	20	305	15.3	52	3
N.Y. Giants	1	3	36	12.0	18	0
N.Y. Jets	1	4	53	13.3	19	0
Philadelphia	2	6	51	8.5	16	0
Pittsburgh	3	9	129	14.3	23	0
San Diego	11	57	760	13.3	39	4
San Francisco	2	3	29	9.9	13	0
Tampa Bay	0	0	0	0.0	0	0
Washington	1	5	52	10.4	16	0

BLADES GAME BY GAME

1988	Opponent	No	Yds	Avg	LG	TD
09/04	at Denver	2	20	10.0	12	0
09/11	Kansas City	3	39	13.0	17	1
09/18	at San Diego	1	6	6.0	6	0
10/02	at Atlanta	1	53	53.0	53	0
10/09	at Cleveland	2	33	16.5	17	0
10/16	New Orleans	8	145	18.1	52	1
10/23	at L.A. Rams	2	29	14.5	19	0
10/30	San Diego	2	30	15.0	23	1
11/06	Buffalo	1	9	9.0	9	0
11/13	Houston	1	23	23.0	23	1
11/20	at Kansas City	7	89	12.7	18	1
11/28	L.A. Raiders	2	54	27.0	48	1
12/04	at New England	1	2	2.0	2	0
12/11	Denver	3	27	9.0	13	0
12/18	at L.A. Raiders	4	123	30.8	55	2
TOTALS (16/7)		40	682	17.1	55	8

1989	Opponent	No	Yds	Avg	LG	TD
09/10	at Philadelphia	2	15	7.5	9	0
09/17	Phoenix	9	146	16.2	28	1
09/24	at New England	1	14	14.0	14	0
10/01	at L.A. Raiders	7	113	16.1	32	1
10/08	Kansas City	4	86	21.5	32	0
10/15	at San Diego	3	37	12.3	19	0
10/22	Denver	6	61	10.2	15	0
10/29	San Diego	10	117	11.7	21	1
11/05	at Kansas City	4	34	8.5	11	0
11/12	Cleveland	4	57	14.3	28	1
11/19	at N.Y. Giants	3	36	12.0	18	0
11/26	at Denver	8	122	15.3	29	0
12/04	Buffalo	5	66	13.2	26	0
12/10	at Cincinnati	6	107	17.8	60	1
12/23	Washington	5	52	10.4	16	0
TOTALS (16/14)		77	1063	13.8	60	5

1990	Opponent	No	Yds	Avg	LG	TD
09/16	L.A. Raiders	3	44	14.7	17	0
09/23	at Denver	4	50	12.5	18	0
10/01	Cincinnati	3	26	8.7	14	0
10/07	at New England	1	2	2.0	2	0
10/21	Kansas City	3	27	9.0	14	0
11/04	San Diego	5	57	11.4	18	1
11/11	at Kansas City	3	53	17.7	24	0
11/18	Minnesota	5	50	10.0	13	2
11/25	at San Diego	5	63	12.6	18	0
12/02	Houston	3	37	12.3	16	0
12/09	at Green Bay	1	7	7.0	7	0
12/16	at Miami	4	45	11.3	15	0
12/23	Denver	2	14	7.0	9	0
12/30	Detroit	7	50	7.1	15	0
TOTALS (16/16)		49	525	10.7	24	3

1991	Opponent	No	Yds	Avg	LG	TD
09/01	at New Orleans	12	160	13.3	31	2
09/08	New York Jets	4	53	13.3	19	0
09/15	at Denver	5	107	21.4	47	0
09/22	at Kansas City	8	97	12.1	18	0
10/06	at Cincinnati	7	99	14.1	26	0


1991	Opponent	No	Yds	Avg	LG	TD
10/13	L.A. Raiders	4	99	24.8	52	0
10/20	at Pittsburgh	3	29	9.7	11	0
10/27	San Diego	2	30	15.0	16	0
11/10	at San Diego	8	131	16.4	39	0
11/17	at L.A. Raiders	3	25	8.3	14	0
12/01	Kansas City	2	24	12.0	13	0
12/08	San Francisco	3	29	9.7	13	0
12/15	at Atlanta	3	35	11.7	26	0
12/22	L.A. Rams	6	85	14.2	44	0
TOTALS (16/16)		70	1003	14.3	52	2

1992	Opponent	No	Yds	Avg	LG	TD
11/30	Denver	6	66	11.0	20	1
12/06	at Pittsburgh	2	40	20.0	23	0
12/13	Philadelphia	4	36	9.0	16	0
12/20	at Denver	1	11	11.0	11	0
12/27	San Diego	6	103	17.2	37	0
TOTALS (6/5)		19	256	13.5	37	1

1993	Opponent	No	Yds	Avg	LG	TD
09/05	at San Diego	5	54	10.8	21	0
09/12	L.A. Raiders	2	18	9.0	9	0
09/19	at New England	6	50	8.3	17	1
09/26	at Cincinnati	5	64	12.8	18	0
10/03	San Diego	10	132	13.2	20	1
10/17	at Detroit	3	28	9.3	12	0
10/24	New England	9	70	7.8	17	1
10/31	at Denver	7	87	12.4	28	0
11/07	at Houston	5	44	8.8	18	0
11/14	Cleveland	2	22	11.0	19	0
11/28	Denver	3	35	11.7	15	0
12/05	Kansas City	7	134	19.1	41	0
12/12	at L.A. Raiders	5	47	9.4	13	0
12/19	Phoenix	2	31	15.5	22	0
12/26	Pittsburgh	4	60	15.0	23	0
01/02	at Kansas City	5	69	13.8	33	0
TOTALS (16/14)		80	945	11.8	41	3

CAREER (86/72)	335	4474	13.4	60	22
-----------------------	------------	-------------	-------------	-----------	-----------

Bold italics indicates single-game highs



51 DAVID BRANDON LB

Height: 6-4 **Weight:** 230
College: Memphis State
NFL Experience: 8th Year
How Acquired: Free Agent (1993)
1993 Games Played/Started: 13/3
Career Games Played/Started: 75/26
Birthdate: February 9, 1965
Birthplace: Memphis, TN
Residence: Strongsville, OH

1993: Signed as a free agent on November 10 along with Dino Hackett to replace the injured Rufus Porter and Michael Sinclair on the roster. Played the last seven games as a reserve linebacker and on special teams. Was credited with six special teams tackles, according to unofficial press box statistics, and a blocked field goal against Phoenix. Started the season with the Cleveland Browns, played in six games, with three starts, and was credited with 22 total tackles, 10 solo and 12 assisted, before being waived on October 26.

CAREER: Originally drafted in the third round by the Buffalo Bills in 1987, but was traded to the San Diego Chargers for wide receiver Trumaine Johnson and a seventh-round draft choice on September 1. Played through the 1990 season with the Chargers before signing as a Plan B free agent with the Cleveland Browns on April

1, 1991. Was responsible for 10 turnovers in the 1991 and 1992 seasons with the Browns, as well as scoring three touchdowns. Enters the 1994 season with 140 total tackles, four sacks, four pass interceptions, six fumble recoveries and four touchdowns. **1987:** Played in eight games with one start, at Pittsburgh on December 13. Recovered a blocked punt in the end zone in the game for his first career touchdown. Played extensively on special teams and was credited with seven tackles. **1988:** Played eight games with one start at Denver. Missed seven of the last eight games with a groin injury. **1989:** Played 14 games as a reserve and special teams performer. Was credited with nine special teams tackles. **1990:** Missed the entire season on injured reserve after suffering a knee injury during mini camp. **1991:** Signed with Cleveland as a Plan B free agent on April 1 and played all 16 games. Intercepted the first pass of his career at San Diego on October 20 and returned it 30 yards for a touchdown in overtime for a 30-24 win. It was just the fourth time in NFL history that an overtime was decided on an interception return. Also had an interception the next week against Pittsburgh. Finished the season with a career-high three sacks, all against Indianapolis on December 1. **1992:** Played 16 games with 13 starts. Was involved in eight turnovers, including three fumble recoveries, two interceptions and four forced fumbles, three of which were recovered by teammates. Equaled a Cleveland record with 92-yard interception for a touchdown against Chicago on November 29. Tied the mark of Bernie Parrish in 1960. Totaled 10 tackles and returned a fumble 32 yards for a score versus Miami on September 14. Also picked off a pass against Denver September 27.

COLLEGE: Three-year starter. Team captain as a senior. Led team in tackles for loss and sacks as a senior with 14 and 10, respectively. Played in the Blue-Gray Game after his senior season. Majored in Criminal Justice.

PERSONAL: Football, basketball and track letterman at Mitchell High School in Memphis, Tennessee. Is part owner of a clothing store. Has been active with Cystic Fibrosis. David and his wife, Zondra, have a son Xzavian (8/7/90).

BRANDON'S NFL RECORD

		Defense									
	Club	G/S	T	S	A	QB	Int	Yds	FF	FR	
1987	San Diego	8/1	4	4	0	0.0	0	1	0	1	
1988	San Diego	8/1	6	6	0	0.0	0	0	0	1	
1989	San Diego	14/0	9	8	1	0.0	0	0	0	1	
1990	San Diego		Injured Reserve (knee)								
1991	Cleveland	16/8	51	35	16	3.0	2	70	0	0	
1992	Cleveland	16/13	48	31	17	1.0	2	123	4	3	
1993	Cleveland	6/3	22	10	12	0.0	0	0	0	0	
	Seattle	7/0	6	3	3	0.0	0	0	0	0	
NFL Totals		75/26	146	97	49	4.0	4	194	4	6	

Totals include special teams statistics. Tackles for loss includes sacks.



79 JASON CHILDS

G

Height: 6-4

Weight: 292

College: North Dakota

NFL Experience: 2nd Year

How Acquired: Waivers (SF 1993)

1993 Games Played/Started: 0/0

Career Games Played/Started: 0/0

Birthdate: January 6, 1969

Birthplace: Minneapolis, MN

Residence: Kirkland, WA

1993: Claimed on waivers from the San Francisco 49ers on October 20. Spent the remainder of the season on the 53-man roster and was activated for games at Denver (10/31) and versus

Cleveland (11/14). Originally went to camp with San Francisco and was waived on August 25. Signed to the 49ers practice squad on September 1 and activated on October 8. Was inactive at Dallas on October 17 and was waived on October 19.

CAREER: Entered the league as a free agent of the Buffalo Bills on May 1, 1992. **1992:** Waived by Buffalo on August 26 and signed by the San Francisco 49ers to their practice squad on December 9.

COLLEGE: Started three seasons at tackle. Honorable mention Division II All-America as a senior. Team captain as a senior. Named team's Most Improved Offensive Lineman in 1989. Majored in Marketing and Management.

PERSONAL: Attended Armstrong High School in Plymouth, Minnesota.

Career Games Played/Started: 1993 (Seattle) - 0/0.



57 ANTHONY DAVIS LB

Height: 6-0

Weight: 231

College: Utah

NFL Experience: 2nd Year

How Acquired: Free Agent (1992)

1993 Games Played/Started: 10/0

Career Games Played/Started: 10/0

Birthdate: March 7, 1969

Birthplace: Pasco, WA

Residence: Pasco, WA

1993: Started the season on the practice squad and was activated on October 11, prior to game six. Inactive his first game, but played the last 10 on special teams and saw some action at left end in the nickel at Kansas City. Credited with 11 special teams tackles, including 8 solos, according to unofficial press box statistics. Had at least one tackle in 7-of-his-first-8 games. Also had 3 tackles inside the 20 on kickoff coverage. Was waived on August 30, and signed to the practice squad on September 1.

CAREER: Originally drafted by the Houston Oilers on the eleventh round in 1992. **1992:** Waived by Houston on August 24 and signed to their practice squad on September 2. Was released from the practice squad on October 6 and signed with the Seahawks to the practice squad on December 9.

COLLEGE: Two-year letterman and starter after transferring from junior college. First-team All-Western Athletic Conference pick by The Sporting News as a senior. Credited with 106 tackles, 8 tackles for loss, and 5 sacks. Named team Most Valuable Player as a junior despite missing three games. Finished his two seasons with 193 tackles, 22 tackles for loss, and 9 sacks. Played two seasons at Spokane Falls Community College in Spokane, Washington. Finished with 179 tackles, 23 sacks, and five interceptions. First-team All-Northwest Athletic Association of Community Colleges, NWAACC Defensive Player of the Year, and team Co-Most Valuable Player. Majored in Criminology.

PERSONAL: All-State in football at Pasco High School in Pasco, Washington. Also lettered in track.

THREE FOR 100

In 1993, Chris Warren (three games), Jon Vaughn (one), and John L. Williams (one) each surpassed 100 yards rushing in a single game, only the second time in franchise history that three different runners topped the century mark in the same season. They join the 1978 group of David Sims (three), Sherman Smith (one), and Al Hunter (one), as the only times the Seahawks have had three different players top 100 yards.



53 RAY DONALDSON

C**Height:** 6-3**Weight:** 300**College:** Georgia**NFL Experience:** 15th Year**How Acquired:** Free Agent (1993)**1993 Games Played/Started:** 16/16**Career Games Played/Started:** 200/184**Birthdate:** May 18, 1958**Birthplace:** Rome, GA**Residence:** Indianapolis, IN

1993: Started 16 games at center and did not miss a play all season. Played in his 200th career game at Kansas City in the season finale. Anchored an offensive line that allowed the Seahawks to lead the AFC in rushing for the first time in franchise history. Signed as a free agent on April 20, after being waived by the Indianapolis Colts on March 2.

CAREER: Became one of only 90 players in NFL history to play in 200 games in 1993. Three times in his career (1986, 1987, and 1993) has not missed a down, and three times (1983, 1985, and 1993) his teams have led the AFC in rushing. Entered the league as the second-round draft choice of the Baltimore Colts in 1980. Played 184 games, starting 168, in his Colts career. Ranks first in that franchise's history in games played by an offensive lineman and third overall, trailing quarterback Johnny Unitas (221) and punter David Lee (188). His 13 seasons played is tied with four others for second behind Unitas' 17. Played 168 consecutive games, starting 152, before suffering a broken leg in the third game of 1991. The games played streak would have been a record, eclipsing the 155 by Jerry Logan from 1963-72, except for the games missed due to the 1987 players strike. Can also deep snap on both punts and placements. **1980:** Played 16 games as a reserve center and offensive guard. Credited with seven tackles while on special teams to rank second on the team. **1981:** Started 16 games at center. **1982:** Started all nine games at center. **1983:** Started 16 games and was named an alternate to the Pro Bowl. Colts led AFC in rushing. **1984:** Started 16 games. **1985:** Started 16 games at center and served as team captain. Colts led AFC in rushing for second time in three seasons. **1986:** Played in 16 games, not missing an offensive play all season. Selected to the Pro Bowl as a reserve. **1987:** Started all 12 games played by the regulars and the Colts playoff game against the Cleveland Browns. Did not miss an offensive play for the second consecutive season. Named a Pro Bowl starter. **1988:** Started 16 games and was named to his third straight Pro Bowl and second straight as a starter. Missed two possessions against Buffalo, his first missed plays in three seasons. **1989:** Started 16 games and was voted a Pro Bowl starter for the third straight season, and fourth time overall. **1990:** Started 16 games. **1991:** Started the first three games before suffering a broken leg against the Raiders on September 15. Missed the last 13 games on injured reserve. **1992:** Returned healthy and started all 16 games at center for the eighth time in his career.

HONORS: **1985,** Team Captain. **1986,** AFC Pro Bowl Squad. **1987,** AFC Pro Bowl starter. **1988,** AFC Pro Bowl starter; First-team All-NFL (College and Pro Football Newsweekly); First-team All-AFC (Football News); **1989,** AFC Pro Bowl starter.

COLLEGE: First-team All-America choice by Associated Press, The Sporting News, and Newspaper Enterprise Association. Switched to center as a sophomore after entering school as a linebacker. Played in the East-West Shrine Game and Senior Bowl after his senior season. Majored in Education.

PERSONAL: Attended Rome High School in Rome, Georgia. Ray

and his wife, Eileen, have two children, a daughter Ashley (5/30/85) and a son, Nicholas (5/3/88).

Career Games Played/Started: 1980 (Baltimore) - 16/0; 1981 (Baltimore) - 16/16; 1982 (Baltimore) - 9/9; 1983 (Baltimore) - 16/16; 1984 (Indianapolis) - 16/16; 1985 (Indianapolis) - 16/16; 1986 (Indianapolis) - 16/16; 1987 (Indianapolis) - 12/12; 1988 (Indianapolis) - 16/16; 1989 (Indianapolis) - 16/16; 1990 (Indianapolis) - 16/16; 1991 (Indianapolis) - 3/3; 1992 (Indianapolis) - 16/16; 1993 (Seattle) - 16/16; **Career - 200/184.**

Career Playoff Games Played/Started: 1987 (Indianapolis) - 1/1.



82 FERRELL EDMUNDS TE

Height: 6-6

Weight: 254

College: Maryland

NFL Experience: 7th Year

How Acquired: UFA (Miami 1993)

1993 Games Played/Started: 16/16

Career Games Played/Started: 82/73

Birthdate: April 16, 1965

Birthplace: South Boston, VA

Residence: Danville, VA

1993: Started 16 games at tight end after signing as an unrestricted free agent on March 12. Was the first unrestricted free agent signed by the Seahawks. Blocking was key to running game that lead the AFC at 125.9 yards per game. Caught 24 passes for 239 yards and two scores, the most receptions by a Seattle tight end since 1988. Had touchdown receptions against Phoenix and at Kansas City, two of the season's last three games.

CAREER: Drafted on the third round by the Dolphins in 1988. Played 66 games, starting 57, over the next five seasons, catching 117 passes for 1,612 yards, with 10 touchdowns. Ranks second all-time in yards, third in receptions, and fifth in touchdowns among Dolphins tight ends. Two-time Pro Bowl selection (1988 and 1989), the only tight end in Miami history so honored. **1988:** Caught 33 passes for 575 yards while starting 14-of-16 games. Averaged 17.4 yards per reception, second-best on the team. Caught at least one pass in 15-of-16 games and had 11 receptions for 271 yards in his last four games. Set a Miami record for most receptions by a rookie tight end. Finished two yards short of the yardage mark for a Miami tight end and was the third-highest total for any rookie in team history. Had an 80-yard scoring reception from Dan Marino against the New York Jets on November 27, the longest scoring play by a Miami tight end and the fourth-longest completion in history. His 117 yards versus New York set a personal one-game mark and was the most by a tight end in team history and the fourth-most by a rookie receiver. **1989:** Started 16 games and earned his first AFC Pro Bowl berth. Caught 32 passes for 382 yards and three scores and had at least one reception in 15 games. Twice had a single-game high of five receptions, versus Buffalo and the New York Jets. Two of his catches against the Jets were for scores. **1990:** Started 16 regular season and two postseason games and was voted to his second straight Pro Bowl. Caught 31 passes for 446 yards, including five for 76 yards and a score against Seattle on December 6. Caught five passes for 70 yards in two postseason games. **1991:** Played eight games, starting six. Missed all training camp and the preseason in a contract dispute. Signed on August 29 and was granted a two-week roster exemption. Inactive for the league opener and started on weeks two and three. Missed the next seven games on injured reserve with a thigh bruise. Played as a reserve his first two games back before starting the last four games. Caught a two-yard touchdown pass with 1:57 left to tie the Chicago game at 13-13, a game Miami won 16-13 in overtime. Had a one-yard scoring reception on fourth down with 44 seconds left against the Jets, giving Miami a 20-17 lead in a game they eventually lost 23-20 in overtime. **1992:** Played 10 games, starting

five. Caught 10 passes for 91 yards, with one touchdown. Had four receptions for 32 yards against the Los Angeles Rams. Played in both postseason games, but did not catch any passes.

HONORS: 1989, AFC Pro Bowl squad; 1990, AFC Pro Bowl squad.

COLLEGE: Four-year starter. Finished his career as the school's second all-time leading receiver with 101 and was third in receiving yards with 1,641. Was a first-team All-Atlantic Coast Conference choice as a senior after catching a career-high 35 passes for 603 yards and two scores. Had 28 receptions for 490 yards as a junior, including 100 on six against Penn State. Caught 21 as a sophomore and 17 as a freshman. Took over as the starter in the fourth game of his freshman season. Played in the Cherry Bowl and Sun Bowl. Also played in the East-West Shrine Game and Senior Bowls after his senior season. One of his quarterbacks was Stan Gelbaugh, now a Seahawks teammate, while another was Frank Reich, now with the Buffalo Bills. General Studies major.

PERSONAL: Football, basketball, track, and baseball letterman at George Washington High School in Danville, Virginia.

EDMUNDS' NFL RECORD

		Receiving					
Club	G/S	No	Yds	Avg	LG	TD	
1988 Miami	16/14	33	575	17.4	80	3	
1989 Miami	16/16	32	382	11.9	30	3	
1990 Miami	16/16	31	446	14.4	35	1	
1991 Miami	8/6	11	118	10.7	22	2	
1992 Miami	10/5	10	91	9.1	15	1	
1993 Seattle	16/16	24	239	10.0	32	2	
NFL TOTALS	82/73	141	1,851	13.1	80	12	

POSTSEASON RECORD

		Receiving					
Club	G/S	No	Yds	Avg	LG	TD	
1990 Miami	2/2	5	70	14.0	37	0	
1992 Miami	2/0	0	0	0.0	0	0	
NFL TOTALS	4/2	5	70	14.0	37	0	

ADDITIONAL STATISTICS

Rushing: 1 for -4 yards in 1988; 1 for -7 yards in 1989; 2 for -11 yards in career.

Kickoff Returns, 1 for 20 yards in 1988.

Special Teams Tackles, 4 in 1988; 2 in 1989; 1 in 1990; 2 in 1991; 9 in career.

SINGLE GAME HIGHS

Receiving

Most Receptions: 5, 4 Times (Last: vs. Seattle 12/16/90)

Most Yards: 117, at N.Y. Jets 11/27/88

Longest Reception: 80, at N.Y. Jets 11/27/88 (TD)

Most Touchdowns: 2, vs. N.Y. Jets 9/24/89

Longest Touchdown: 80, at N.Y. Jets 11/27/88



67 ANTONIO EDWARDS DE

Height: 6-3

Weight: 270

College: Valdosta State

NFL Experience: 2nd Year

How Acquired: Draft (8th round (b) '93)

1993 Games Played/Started: 9/0

Career Games Played/Started: 9/0

Birthdate: March 10, 1970

Birthplace: Moultrie, GA

Residence: Bellevue, WA

1993: Played in nine games as a reserve defensive end. Credited with seven tackles, including three sacks. Scored a safety with an

end zone sack against Cleveland on his first NFL tackle. Had two sacks the next week versus Denver. Spent the first four games of the season on the inactive list before playing as a reserve against San Diego (10/3). Took over as the starter at left end in the nickel against Cleveland (11/14) after a thumb injury sidelined Michael Sinclair for the season. Combined with Michael McCrary to give the Seahawks two rookie ends in the nickel for the last 7 games. Seattle's second of two eighth-round draft choices.

COLLEGE: Four-year letterman and starter. Gulf South Conference Defensive Player of the Year as a senior. Four-time All-Gulf South Conference choice and a first-team selection as a senior. Had 45 tackles, five tackles for loss, and four sacks in 1992. Ended his career with a school record 34 sacks. Was credited with 214 tackles. Posted 14 sacks in 1990 and 12 in 1991. Majored in Criminal Justice.

PERSONAL: Attended Colquitt County High School in Moultrie, Georgia.

EDWARDS' NFL RECORD

Club	G/S	Defense				T/L	QB	PD	FF	FR
		Tkl	So	Ast						
1993 Seattle	9/0	7	6	1		3.5	3.0	1	0	0

Totals include special teams statistics. Tackles for loss includes sacks.



59 MITCH FREROTTE

G

Height: 6-3 Weight: 296
 College: Penn State
 NFL Experience: 7th Year
 How Acquired: UFA (Buffalo 1993)
 1993 Games Played/Started: 0/0
 Career Games Played/Started: 58/3
 Birthdate: March 30, 1965
 Birthplace: Kittanning, PA
 Residence: Redmond, WA

1993: Inactive for the first five games because a neck injury that also kept him out all of the preseason. Placed on injured reserve on October 12. Signed as an unrestricted free agent on April 22.

CAREER: Signed with the Buffalo Bills as an undrafted free agent on August 6, 1987. Was used as a reserve at all five interior line positions and as a short-yardage and goal line tight end. Played 58 games, starting three with Buffalo. **1987:** Played 12 games as a reserve. Was the only rookie free agent to earn a place on the Buffalo roster. **1988:** Was waived on August 29 and did not play in the NFL. **1989:** Signed as a free agent on December 23, 1988, and was placed on injured reserve with a back injury on August 29. **1990:** Played 16 games as a reserve guard. Also played in all three postseason contests as a reserve. **1991:** Played 16 regular season and three postseason games. Made his first career start in the AFC Championship Game versus the Denver Broncos. **1992:** Played 14 games, starting three at right guard. Also played center. Was used in short-yardage and goal line situations and caught two passes for two touchdowns, against the Los Angeles Rams and Pittsburgh Steelers. Caught a third scoring pass against Pittsburgh in the postseason.

COLLEGE: Two-year starter at guard. Played defensive end as freshman before moving to guard as a sophomore. Redshirted in 1986 after breaking a foot. Came back the next spring as a defensive tackle and ultimately withdrew from school to go to the NFL. Majored in Administration of Justice.

PERSONAL: Football and basketball letterman at Kittanning High School in Kittanning, Pennsylvania. Mitch plans to pursue a


professional wrestling career after his playing career is over. Mitch and his wife, Toni, live in Redmond. Last name is pronounced fur-ROT.

ADDITIONAL STATISTICS

Receiving: 2 for 4 yards, 2 long, 2 touchdowns in 1992.

Career Games Played/Started: 1987 (Buffalo) - 12/0; 1989 (Buffalo) - IR (back); 1990 (Buffalo) - 16/0; 1991 (Buffalo) - 16/0; 1992 (Buffalo) - 14/3; 1993 (Seattle) - 0/0; **Career - 58/3.**

Playoff Games Played/Started: 1990 - 3/0; 1991 - 3/1; 1992 - 4/0; **Career - 10/1.**



18 STAN GELBAUGH QB

Height: 6-3

Weight: 207

College: Maryland

NFL Experience: 7th Year

How Acquired: Plan B (Phoenix 1992)

1993 Games Played/Started: 1/0

Career Games Played/Started: 18/11

Birthdate: December 4, 1962

Birthplace: Carlisle, PA

Residence: Poolesville, MD

1993: Dressed as the backup quarterback for the season's first three games and was the designated 46th player for the last 13. Played 23 plays at New England for an injured Rick Mirer (eye) in a 17-14 win. Completed a field goal drive in the third quarter and directed a 41-yard touchdown drive on his next possession. Was 3-of-5 for 39 yards and one interception.

CAREER: Veteran quarterback who has played in the NFL, World League, and Canadian Football League. **1986:** Drafted on the sixth round by the Dallas Cowboys and waived on August 18. Signed with the CFL's Saskatchewan Roughriders on August 27 as a free agent punter and averaged 40.2 yards on 45 punts in five games before being waived on October 7. Signed with the Buffalo Bills on November 16. Active for five games, but did not play. **1987:** Missed the entire season on injured reserve with an elbow injury. **1988:** Active for three games with the Bills but did not play. **1989:** Played in one game with Buffalo. Was waived three times and re-signed twice during the season. **1990:** Signed as a free agent by the Cincinnati Bengals on March 6, but was waived prior to the start of the season. **1991 (World League):** Played 10 games, starting nine, with the London Monarchs. Led London to the World Bowl title and earned league Most Valuable Player honors, while playing under current Seahawks offensive coordinator and quarterbacks coach Larry Kennan. Had five 300-yard passing games and finished the season as the league's top-rated passer with a 92.8 rating. Signed with the Hamilton Tiger-Cats of the CFL on July 29 and was waived in August. Signed with the Kansas City Chiefs on August 12 and was waived on the 19th. Signed with the Phoenix Cardinals as a free agent on September 18. Played six games, starting three. Made his first NFL start versus San Francisco on November 17, and also started against the Philadelphia Eagles (Nov. 24) and the Washington Redskins (December 8). **1992:** Started the season as the Seahawks third-string quarterback and ended it as the starter after signing as a Plan B Free Agent on February 13. Was inactive for the first five games before moving to the backup role after a shoulder injury to Kelly Stouffer at San Diego on October 4. Saw his first action at Dallas on October 11, when starter Dan McGwire suffered a season-ending hip injury. Started the next four games before injuring a knee against the Raiders in Los Angeles. Threw for a career-high 238 yards, completing 17-of-41 passes, before his injury. Missed one game before playing the fourth quarter and

overtime as a reserve against the Denver Broncos on November 30. Guided Seattle to 10 fourth quarter points, including throwing a game-tying three-yard touchdown pass to Brian Blades on the contest's final play. Won back the starting job for the next game at Pittsburgh against the Steelers and started the last four games. Had a single game best two scoring passes against the Steelers.

World League: Played the 1992 season on loan with the London Monarchs after signing with the Seahawks. Played 10 games, starting 9. Completed 147-of-279 passes for 1,966 yards with 11 touchdowns and 12 interceptions. Ranked seventh in the league with a 70.6 quarterback rating. Set a league record with a 98-yard completion to Sean Foster against Frankfurt.

COLLEGE: Spent his first three seasons as a reserve behind current NFL quarterbacks Boomer Esiason (New York Jets) and Frank Reich (Buffalo Bills). Started six games as a junior and set a school record with 48 attempts against Penn State in his first game. Started all 11 games his senior year. Finished his career completing 251-of-454 attempts (55.3 percent) for 3,659 yards, with 20 touchdowns and 18 interceptions. Graduated with a degree in Marketing.

PERSONAL: Lettered in football, basketball, and track at Cumberland Valley High School in Mechanicsburg, Pennsylvania. Stan and his wife, Carole (3/12/88), have a son, Paul (12/12/91).

GELBAUGH'S NFL RECORD

		Passing								
Year	Club	G/S	Att	Comp	Yds	Pct	TD	Int	LG	T/Y
1986	Buffalo	0/0	0	0	0	0.0	0	0	0	0/0
1987			Injured Reserve (elbow)							
1988	Buffalo	0/0	0	0	0	0.0	0	0	0	0/0
1989	Buffalo	1/0	0	0	0	0.0	0	0	0	0/0
1990			Did Not Play							
1991	Phoenix	6/3	118	61	674	42.9	3	10	34	10/94
1992	Seattle	10/8	255	121	1307	47.5	6	11	57	34/265
1993	Seattle	1/0	5	3	39	60.0	0	1	22	1/7
SEATTLE TOTALS		11/8	260	124	1346	47.7	6	12	57	35/272
NFL TOTALS		18/11	378	185	2020	48.9	9	22	57	45/366

ADDITIONAL STATISTICS

Rushing: 1 attempt for -3 yards in 1989; 9 attempts for 23 yards, 13 long in 1991; 16 attempts for 79 yards, 4.9 average, 22 long, 0 TDs in 1992; 1 attempt for -1 yards in 1993; **27 attempts for 98 yards, 3.6 average, 22 long, 0 TDs, career.**

World League Totals: GP/GS: 20/18. **Passing:** 582 atts., 336 comp., 57.7%, 4,622 yds., 28 TDs, 24 ints., 82.1 rating.

SINGLE GAME HIGHS

Passing

Most Attempts: 41, vs. L.A. Raiders 10/18/92

Most Completions: 22, vs. N.Y. Giants 10/25/92

Most Yards: 238, vs. L.A. Raiders 10/18/92

Highest Percentage: 68.8, vs. N.Y. Giants 10/25/92 (32-22)

Longest Completion: 57, to David Daniels, vs. L.A. Raiders 10/18/92

Most Touchdowns: 2, at Pittsburgh 12/6/92

Longest Touchdown: 34, to Ricky Proehl, vs. N.Y. Giants 11/10/91

Most Interceptions: 4, vs. Philadelphia 11/24/91

RING OF HONOR

The Seahawks Ring of Honor around the 200 Level of the Kingdome contains four individuals invaluable to the growth of the franchise. Steve Largent was the first to gain induction, that coming prior to his last game on December 23, 1989. Jim Zorn joined Largent on August 3, 1991. In 1992, two additions were made, Dave Brown on August 22, and play-by-play voice Pete Gross on November 30. Largent, Zorn and Brown were all original members of the franchise, while Gross called every game from 1976 until his death from cancer in 1992.



54 STEVE GORDON

C

Height: 6-3

Weight: 288

College: California

NFL Experience: 2nd Year

How Acquired: Free Agent (1994)

1993 Games Played/Started: 0/0

Career Games Played/Started: 0/0

Birthdate: April 15, 1969

Birthplace: Fort Ord, CA

Residence: Nevada City, CA

1994: Signed as a free agent on April 15.


CAREER: Originally drafted on the 10th round of the 1992 draft by the New England Patriots. Has spent each of the last two seasons on the practice squad of the Patriots and the New Orleans Saints.

1992: Waived on the final cut by New England and re-signed to the practice squad on September 2. Activated for the last three games, but did not play. **1993:** Waived by the Patriots on September 8, and added to the practice squad on the 14th. Released on October 26, and was signed by the New Orleans Saints practice squad on November 17, and remained there for the rest of the season.

COLLEGE: Four-year letterman and three-year starter. Second-team All-Pac 10 as a senior. Redshirted in 1987 and moved to center from guard in the fall of 1988. Graduated with a degree in Political Science.

PERSONAL: Lettered four years in football and basketball and three years in track at Union High School in Nevada City, California.

Career Games Played/Started: 1992 (New England) - 0/0.



7 JEFF GRAHAM

QB

Height: 6-5

Weight: 220

College: Long Beach State

NFL Experience: 4th Year

How Acquired: Free Agent (1992)

1993 Games Played/Started: 0/0

Career Games Played/Started: 0/0

Birthdate: February 5, 1966

Birthplace: Downey, CA

Residence: Costa Mesa, CA

1993: Dressed as the 46th player for the first two games and was inactive for the last 14.


CAREER: Originally drafted on the fourth round of the 1989 draft by the Green Bay Packers. His rights were traded by Green Bay to the Washington Redskins for the Redskins fifth and eighth-round 1989 draft choices on the day he was drafted, April 23. **1989:** Waived by the Redskins on August 30. Spent the entire season on the Cleveland Browns developmental squad after signing as a free agent on September 29. **1990:** Spent the first nine games on injured reserve before being waived on November 12. **1991:** Signed to the San Diego Chargers practice squad on August 28. Was activated for the final four games on November 30, but did not play. **World League:** Played 10 games, starting 9 with the New York/New Jersey Knights in 1991. Threw for 2,407 yards, completing 157-of-272 attempts (57.7%), with eight touchdowns and eight interceptions. Added 140 yards rushing on 24 carries. Led the Knights into the playoffs where they lost to the eventual league champion London Monarchs, who were coached by current Seahawks offensive coordinator and quarterbacks coach Larry

Kennan and quarterbacked by Stan Gelbaugh. Completed 19-of-35 passes for a World League postseason record 399 yards with two touchdowns in the 42-26 loss. **1992:** Signed by Seattle from the practice squad of the Atlanta Falcons to the active roster as a free agent on December 16. Active for the final two games of the regular season as the 46th player, but did not see action. Had signed with the Falcons on November 18, after spending from October 14 to November 4 on the Seahawks practice squad. Went to camp with the San Diego Chargers and was waived on August 25. Signed by the Indianapolis Colts to their practice squad on September 15 and was waived on September 22.

COLLEGE: Four-year letterman and three-year starter. Finished his career with school records for yards (8,080), touchdowns (42), completions (664), and attempts (1,175). Completed 56.5 percent of his attempts and was intercepted 42 times. Second-team All-Big West as a senior. Completed 226-of-398 passes for 2,720 yards, with 13 touchdowns and 18 interceptions, while starting 12 games. Had three games over 300 yards; 396 against Nevada-Las Vegas, 422 versus Utah State, and a school record 518 versus Hawaii. Finished his career with six games of at least 300 yards. Passed for 2,921 yards and 20 touchdowns as a sophomore and 2,427 and nine as a junior. Redshirted in 1984 and played as a reserve in 1985. Graduated with a degree in Criminal Justice.

PERSONAL: Lettered in football, basketball and baseball at Estancia High School in Costa Mesa, California. Jeff and his wife, Katie (2/8/92), have a son Kevin Scott (12/23/93).

Career Games Played/Started: 1990 (San Diego) IR; 1991 (San Diego) 0/0; 1992 (Seattle) - 0/0; 1993 (Seattle) - 0/0.



26 CARLTON GRAY CB

Height: 6-0 **Weight:** 191
College: UCLA
NFL Experience: 2nd Year
How Acquired: Draft (2nd round 1993)
1993 Games Played/Started: 10/2
Career Games Played/Started: 10/2
Birthdate: June 26, 1971
Birthplace: Cincinnati, OH
Residence: Calabasas, CA

1993: Played 10 games, starting two, one each at left and right cornerback. Played the first seven games as a nickel back before injuring his ankle against New England. Missed the next six games on the inactive list. Returned to play in the last six games and started at right cornerback versus Phoenix and at left corner against Pittsburgh. Credited with 5 tackles, including a sack, versus the Cardinals. Also had 5 at Kansas City. Finished the season with 23 tackles and one sack on defense and three on special teams, according to unofficial press box statistics. Had three interceptions, one off the team record for a rookie. Picked off passes in each of his first two games, at San Diego and versus the Los Angeles Raiders. Got his third in the second San Diego game.

COLLEGE: Four-year letterman and three-year starter. Consensus first-team All-America by Associated Press, United Press International, Walter Camp Foundation, and Kodak in 1992. GTE Academic All-America as a senior. Finished college with a 3.4 grade point average and was awarded a \$5,000 post-graduate National Association of Collegiate Directors of Athletics scholarship. Also a first-team All-Pac-10 pick by the conference coaches and a two-time first-team All-Academic pick. Finished second in school history with 16 interceptions, three off former Seahawks safety Kenny Easley's school record 19 from 1977-80.

Finished second in the country in interceptions in 1991 with 10, an average of 0.91 per game. Added one in a bowl game to eclipse Bob Stiles' 1965 school record of nine. Credited with 150 tackles in his career. Was the first true freshman to start eight games on defense for UCLA since 1979 and was named Co-Defensive Rookie of the Year. Played in the Hula Bowl after his senior season. Communications Studies major.

PERSONAL: Football, basketball, and track letterman at Forest Park High School in Cincinnati, Ohio. His grandfather, Benjamin Hooks, retired in 1993 as the Executive Director of the NAACP.

GRAY'S NFL RECORD

		Interceptions					
Club	G/S	No	Yds	Avg	LG	TD	
1993 Seattle	10/2	3	33	11.0	16	0	
NFL TOTALS	10/2	3	33	11.0	16	0	

		Defense							
Club	G/S	Tkl	So	Ast	T/L	QB	PD	FF	FR
1993 Seattle	10/2	26	24	2	1.0	1.0	9	0	0
NFL TOTALS	10/2	26	24	2	1.0	1.0	9	0	0

Totals include special teams statistics. Tackles for loss includes sacks.



87 PAUL GREEN

TE

Height: 6-3

Weight: 230

College: Southern California

NFL Experience: 3rd Year

How Acquired: Free Agent (1992)

1993 Games Played/Started: 15/8

Career Games Played/Started: 19/12

Birthdate: October 8, 1966

Birthplace: Coalinga, CA

Residence: Kirkland, WA

1993: Played 15 games, starting 8. Did not play in the first Los Angeles Raiders game due to an ankle injury suffered at San Diego. Caught 23 passes for 178 yards and one touchdown. Had four receptions for 29 yards in the second San Diego game. Scored his touchdown against Pittsburgh.

CAREER: Originally a 1989 eighth-round draft choice of the Denver Broncos. **1989:** Spent the entire season on Denver's developmental squad but was activated on January 26, 1990, for Super Bowl XXIV. **1990:** Waived prior to the start of the season and eventually was re-signed with two games remaining. Was inactive for both contests. **1991:** Did not play football. **1992:** Started the first four games for Seattle at tight end after signing as a free agent on June 10. Suffered a broken shoulder in practice on September 30, and missed the last 12 games on injured reserve. Had a single-game high of five receptions for 41 yards, including a three-yard touchdown, at Kansas City on September 13. Finished the season with nine receptions for 67 yards and one score. **World League:** Played and started 10 games with the League Champion Sacramento Surge in 1992. Caught 31 passes for 380 yards and two touchdowns during the regular season and added four receptions for 30 yards and one score while starting two playoff games. Caught a 12-yard scoring pass in the Surge's 21-17 win over the Orlando Thunder in World Bowl II. Had a regular season high seven receptions for 119 yards at Montreal.

COLLEGE: Four-year letterman and two-year starter. First-team All-Pac-10 choice as a junior. Finished his career with 63 receptions for 685 yards and one touchdown. Also averaged 36.3 yards on eight punts. Majored in Communications.

PERSONAL: Football, basketball, and baseball letterman at Clovis High School in Clovis, California.

GREEN'S NFL RECORD

GREEN GOLF RECORD						
		Receiving				
Club	G/S	No	Yds	Avg	LG	TD
1989 Denver		Developmental Squad				
1990 Denver	0/0	0	0	0.0	0	0
1991		Did Not Play				
1992 Seattle	4/4	9	67	7.4	15	1
1993 Seattle	15/8	23	178	7.7	20	1
SEATTLE TOTALS		19/12	32	245	7.7	2
NFL TOTALS		19/12	32	245	7.7	2



76 BILL HITCHCOCK

G

Height: 6-6

Weight: 305

College: Purdue

NFL Experience: 4th Year

How Acquired: Draft (8th round 1990)

1993 Games Played/Started: 14/14

Career Games Played/Started: 46/34

Birthdate: August 26, 1965

Birthplace: Kirkland, Quebec, Canada

Residence: Bellevue, WA

1993: Started 14-of-16 games at right guard after moving over from right tackle during the offseason. Missed back-to-back games, versus Kansas City and at the Los Angeles Raiders, because of hamstring injury. Returned to start versus Phoenix. Part of an offensive line group that helped the Seahawks lead the AFC in rushing at 125.9 yards per game, the first time Seattle has paced the conference in rushing.

CAREER: Originally drafted by Seattle on the eighth round in 1990. Has started at two different offensive line positions in his career, 20 games at right tackle (1991-92) and 14 at right guard (1993). **1990:** Waived by Seattle on August 28 and signed to the practice squad on October 2. Spent the rest of the season on the practice squad. Became an automatic free agent at the end of the season and was re-signed on March 13, 1991. **1991:** Played 16 games, starting nine, weeks 2-10, at right tackle. Took over for an injured Ronnie Lee four plays into the season opener at New Orleans and played until Lee regained the spot at Los Angeles against the Raiders on November 17. **1992:** Played 16 games and started 11-of-the-last-12, including the last 10, at right tackle.


COLLEGE: Four-year letterman who started on the defensive line his first three seasons. Moved to offensive tackle during spring drills his senior season. Had 43 tackles, four tackles for loss, and one sack in 1986. Posted a career-high 49 tackles in 1988, with three for loss. Finished his career with 116 tackles, 11 tackles for loss, and five sacks. Majored in Humanities.

PERSONAL: Attended Lindsay Place High School in Kirkland, Quebec, Canada. Played football and hockey and was named Most Valuable Defensive Player for the North Shore Broncos, a Montreal City League football team and also was the MVP of his midget league hockey team. Holds a black belt in karate. Bill and his wife, Janet, were married on June 12, 1993.

Career Games Played/Started: 1991 (Seattle) - 16/9; 1992 (Seattle) - 16/11; 1993 (Seattle) 14/14; **Career - 46/34.**

ON CALL

Center Ray Donaldson and tackle Ray Roberts each did not miss an offensive play during the 1993 regular season. For Donaldson, it was his third season without missing a play.



27 PATRICK HUNTER CB

Height: 5-11

Weight: 186

College: Nevada

NFL Experience: 9th Year

How Acquired: Draft (3rd round 1986)

1993 Games Played/Started: 15/15

Career Games Played/Started: 115/94

Birthdate: October 24, 1964

Birthplace: San Francisco, CA

Residence: Redmond, WA

1993: Started 15-of-16 games at right cornerback. Did not play versus Phoenix because of a shoulder injury. Responsible for seven takeaways, four interceptions and three fumble recoveries, both single-season highs. Entered the season with five career interceptions. Tied a franchise record with two fumble recoveries versus Cleveland. Had a string of three interceptions in four weeks in games 6-9. Returned one theft 34 yards in the second New England game. Added 58 tackles, according to unofficial press box statistics, and had a single-game high seven versus both San Diego and at Houston.

CAREER: Third-round 1986 draft choice by the Seahawks. Has been the starter since the 1987 season opener and is only the third player to start regularly at right cornerback in team history after Rolly Woolsey (1976) and Dave Brown (1977-86). Brown is currently a Seattle defensive assistant coach. Has nine career interceptions and 385 tackles. Ranks tenth in interceptions and 13th in tackles. **1986:** Played 16 games as a reserve. Blocked a punt at New England that was recovered for a touchdown with 2:12 left tying the game 31-31 in a 38-31 Seattle win. **1987:** Played and started 11 games, missing the season opener because of a preseason knee injury. Had an interception in his first career start, against Kansas City. **1988:** Played 10 games, starting 7. Missed five games on the non-football injury list after an automobile accident. Returned to play in the final two regular season games and the AFC Divisional Playoff at Cincinnati. **1989:** Played 16 games, starting the last 14. Had a career-high 53 tackles, including 47 on defense, according to unofficial press box statistics. **1990:** Started 16 games. Had a career-high 58 tackles, including a single-game best 10 at Denver. Forced a fumble at San Diego that set up the game-winning field goal in overtime. **1991:** Started the first 15 games at right cornerback until he was on the inactive list against the Los Angeles Rams because of a hip injury suffered at Atlanta. Credited with 47 tackles, according to unofficial press box statistics. Intercepted one pass and returned it 32 yards for a touchdown in the first Los Angeles Raiders game. Blocked a punt at Pittsburgh that setup the first score in a 27-7 win. **1992:** Started 16 games at right cornerback and was credited with a career-high 67 tackles, according to unofficial press box statistics. Also had a team-leading 13 passes defended. Posted interceptions at New England and at Dallas. His theft against the Patriots came in the Seahawks end zone with 35 seconds left and preserved a 10-6 win. Played in his 100th career game in the season finale.

COLLEGE: First-team Division I-AA All-America as selected by Associated Press. First-team All-Big Sky Conference as a sophomore and senior. Earned second-team All-Big Sky Conference honors as a junior. Finished his four-year career with 15 interceptions, including six as a senior. Had 174 career tackles, including 49 as a senior. Forced three fumbles and recovered four. Played both cornerback and safety. Returned 17 kickoffs for a 22.6 average with a long of 51 yards. Criminal Justice major.

PERSONAL: Attended South San Francisco High School in San

Francisco, California, lettering in football, basketball, and track. Finished his Sociology degree at the University of Washington in June 1992.

HUNTER'S NFL RECORD

		Interceptions					
Club	G/S	No	Yds	Avg	LG	TD	
1986 Seattle	16/0	0	0	0.0	0	0	
1987 Seattle	11/11	1	3	3.0	3	0	
1988 Seattle	10/7	0	0	0.0	0	0	
1989 Seattle	16/14	0	0	0.0	0	0	
1990 Seattle	16/16	1	0	0.0	0	0	
1991 Seattle	15/15	1	32	32.0	32	1	
1992 Seattle	16/16	2	0	0.0	0	0	
1993 Seattle	15/15	4	54	13.5	34	0	
NFL TOTALS	115/94	9	89	9.9	34	1	

		Defense							
Club	G/S	Tkl	So	Ast	T/L	QB	PD	FF	FR
1986 Seattle	16/0	43	33	10	2.0	0.0	0	1	0
1987 Seattle	11/11	27	24	3	1.0	0.0	10	0	0
1988 Seattle	10/7	28	23	5	0.0	0.0	5	1	0
1989 Seattle	16/14	53	49	4	1.0	1.0	6	0	0
1990 Seattle	16/16	58	50	8	1.0	0.0	10	1	1
1991 Seattle	15/15	47	37	10	2.0	0.0	10	2	0
1992 Seattle	16/16	70	58	12	1.5	0.0	16	1	1
1993 Seattle	15/15	59	58	7	1.0	0.0	12	0	3
NFL TOTALS	115/94	385	332	59	9.5	1.0	69	6	5

Totals include special teams statistics. Tackles for loss includes sacks.

ADDITIONAL STATISTICS

Blocked Punts, 1 in 1986; 1 in 1991; **2 in career**.

Punt Returns, 1 for 0 yards in 1988.

Playoff Games Played/Started: 1987 (Seattle) - 1/1; 1988 (Seattle) - 1/0; Career - 2/1.

SINGLE GAME HIGHS

Defense

Tackles (Solos and Assists): 10, at Denver 9/23/90 (OT) (9+1)

Tackles For Loss (Includes sacks): 1.0, 8 Times (Last: vs. San Diego 12/27/92)

Sacks: 1.0, at Cincinnati 12/10/89

Interceptions: 1, 9 Times (Last: at Kansas City 1/2/94)

Forced Fumbles: 1, 6 Times (Last: vs. Miami 9/27/92)

Fumble Recoveries: *2, vs. Cleveland 11/14/93

* Equals Team Record



47 KIRBY JACKSON

CB

Height: 5-10

Weight: 180

College: Mississippi State

NFL Experience: 8th Year

How Acquired: UFA (Buffalo 1994)

1993 Games Played/Started: 0/0

Career Games Played/Started: 70/49

Birthdate: February 2, 1965

Birthplace: Sturgis, MS

Residence: Starkville, MS

1994: Signed as an unrestricted free agent on June 9.

CAREER: Originally drafted on the fifth round in 1987 by the New York Jets. Signed with both the Los Angeles Rams (1987) and the Buffalo Bills (1988) prior to joining the Seahawks. Saw action in 10 playoff games, starting seven, with the Bills, including three Super Bowls. Enters 1994 with 189 career tackles, 10 interceptions, and two touchdowns. **1987**: Waived by the Jets on the final cut to 45 on September 9, and signed with the Rams on September 24.

Played five games with three starts. Scored his first career touchdown by recovering a blocked punt against Pittsburgh. Waived by the Rams on November 16, and signed with Buffalo on November 27. Spent the last five games on the Bills inactive list. **1988:** Missed the first eight games on injured reserve with a hamstring injury, but returned to play in the last eight games and both postseason contests. **1989:** Played 14 games, starting 13. Also started at Cleveland in the playoffs. Had two interceptions, one he returned 40 yards for a touchdown against the Miami Dolphins. **1990:** Played 12 games, starting 11, while being hampered by a hamstring injury. Missed the last three games on injured reserve, but returned to start all three postseason contests. Led team in interceptions with three. **1991:** Played 16 games, starting 12, the first game of the season and the last 11. Started all three postseason games. Posted single-season highs in interceptions (4) and in tackles (56). Named AFC Defensive Player of the Week after picking off two passes against Kansas City in the AFC Divisional playoffs. Forced and recovered a fumble late against Denver in the AFC Championship game preserving a 10-7 win. Added an interception versus Washington in Super Bowl XXVI. **1992:** Played 15 games, starting 10, and played three-of-four postseason games. Did not play versus Houston in a first-round playoff game. Credited with 48 tackles. **1993:** On the inactive list for first game and missed the last 15 regular season and all three postseason games on injured reserve with a preseason knee injury.

COLLEGE: Three-year starter. Named team's outstanding senior after registering 52 tackles, nine passes defended, two sacks, and one interception. Credited with 67 tackles and two interceptions as a sophomore, and 56 tackles and two interceptions as a junior. Graduated with a degree in Accounting.

PERSONAL: All-state selection at Sturgis High School in Sturgis, Mississippi. Played quarterback and defensive back. A brother, Kenny, played basketball at Mississippi State.

JACKSON'S NFL RECORD

Interceptions

	Club	G/S	No	Yds	Avg	LG	TD
1987	L.A. Rams	5/3	1	36	36.0	36	0
	Buffalo	0/0	0	0	0.0	0	0
1988	Buffalo	8/0	0	0	0.0	0	0
1989	Buffalo	14/13	2	43	21.5	41t	1
1990	Buffalo	12/11	3	16	5.3	14	0
1991	Buffalo	16/12	4	31	7.8	15	0
1992	Buffalo	15/10	0	0	0.0	0	0
1993	Buffalo		Injured Reserve				
NFL TOTALS		70/49	10	126	12.6	41t	1

Defense

	Club	G/S	Tkl	So	Ast	Int	QB	PD	FF	FR
1987	L.A. Rams	5/3	14	12	2	1	0.0	2	0	1
	Buffalo	0/0	0	0	0	0	0.0	0	0	0
1988	Buffalo	8/0	7	7	0	0	0.0	2	0	0
1989	Buffalo	14/13	37	34	3	2	0.0	10	0	1
1990	Buffalo	12/11	27	22	5	3	0.0	12	0	0
1991	Buffalo	16/12	56	51	5	4	1.0	18	1	0
1992	Buffalo	15/10	48	42	6	0	0.0	12	0	0
1993	Buffalo		Injured Reserve							
NFL TOTALS		70/49	189	168	21	10	1.0	56	1	2

ONLY ONE

The Arizona Cardinals are the only team that the Seahawks have not defeated in the regular season in their 18-year history. Arizona has won all four previous meetings, 30-24 in 1976 in the Kingdome, 33-28 in 1983 in St. Louis, and 34-24 in 1989 and 30-27 in overtime, both in Seattle.

ADDITIONAL STATISTICS

Touchdowns: 1 in 1987 (recovered blocked punt in end zone); 1 in 1989 (40 yard interception return); **2 in career.**

Special Teams Tackles: 2 (1 solo, 1 assist) in 1987; 4 (1/3) in 1988; 6 (1/4) in career.

SINGLE GAME HIGHS

Defense

Tackles (Solos and Assists): 7, vs. Denver 12/12/92 (7+0)

Tackles For Loss (Includes sacks): n/a

Sacks: 1.0, at Indianapolis 12/15/91

Interceptions: 2, vs. Miami 10/29/89


Forced Fumbles: 1, vs. Detroit 12/22/91

Fumble Recoveries: 1, vs. Cincinnati 11/26/89

POSTSEASON RECORD

Defense

Club	G/S	Tkl	So	Ast	Int	QB	PD	FF	FR
1988 Buffalo	2/0	1	0	1	0	0.0	0	0	0
1989 Buffalo	1/1	3	2	1	0	0.0	0	0	0
1990 Buffalo	3/3	13	9	4	0	0.0	1	0	0
1991 Buffalo	3/3	11	11	0	3	0.0	9	1	1
1992 Buffalo	3/0	2	2	0	0	0.0	0	0	0
1993 Buffalo		Injured Reserve							
NFL TOTALS	12/7	30	24	6	3	0.0	10	1	1



43 TRACY JOHNSON

FB

Height: 6-0

Weight: 230

College: Clemson

NFL Experience: 6th Year

How Acquired: Plan B (Atlanta 1992)

1993 Games Played/Started: 16/1

Career Games Played/Started: 80/10

Birthdate: November 29, 1966

Birthplace: Concord, NC

Residence: Alpharetta, GA

1993: Voted by his teammates as a special teams captain prior to the season along with Trey Junkin. Played 16 games on special teams and as a reserve fullback. Started at Denver. Scored his first Seahawks touchdown, and his first since the 1990 season, on a 2-yard pass from Rick Mirer at Kansas City. Credited with six tackles on special teams, including one inside the 20, according to unofficial press box statistics.

CAREER: Originally drafted by the Houston Oilers on the tenth round in 1989 before moving to the Atlanta Falcons as a Plan B Free Agent in 1990. Played 32 games, with nine starts, over the next two seasons for the Falcons. Has been one of the Seahawks top special teams players the past two seasons collecting 24 tackles, according to unofficial press box statistics, including a team-leading 18 in 1992. **1989:** Played 16 games, rushing for 16 yards on four carries and catching one pass for eight yards. Averaged 17.2 on 13 kickoff returns. Played in the AFC Wild Card game. **1990:** Played 16 games, starting four, with the Atlanta Falcons after signing as a Plan B Free Agent on March 30. Rushed for 106 yards and three touchdowns and caught 10 passes, including one for a touchdown. Finished fifth on the team with 18 special teams tackles. **1991:** Played 16 games, starting five, and also played in both postseason games. Credited with 17 special teams tackles. **1992:** Played 16 games as a reserve fullback and special teams performer after signing as a Plan B Free Agent on April 1. Led the team with 18 special teams tackles, including 17 solos tackles. Also had one-and-a-half tackles for loss and recovered a fumble on punt coverage against the Denver Broncos on November 30. Got his only rushing attempts of the season in

the fourth quarter of the finale against San Diego and gained 26 yards on three carries, including a 19-yard run.

HONORS: *1993, Special Teams Co-Captain as voted by teammates.*

COLLEGE: Four-year letterman and two-year starter. Finished sixth in school history with 23 rushing touchdowns. Gained 1,579 yards on 377 career attempts for a 4.2 yard average. Had a career high 557 yards and led the team with nine rushing touchdowns as a junior. Played in three bowl games, Independence, Gator, and Florida Citrus. Also played in the East-West Shrine All-Star Game after his senior season. Majored in Marketing.

PERSONAL: Football and track letterman at A.B. Brown High School in Kannapolis, North Carolina. Has attended Kennesaw State College to continue work on his degree. Tracy and his wife, Selenda, have a son, Jalen.

JOHNSON'S NFL RECORD

Rushing

Club	G/S	Att	Yds	Avg	LG	TD
1989 Houston	16/0	4	16	4.0	8	0
1990 Atlanta	16/4	30	106	3.5	12	3
1991 Atlanta	16/5	8	26	3.3	6	0
1992 Seattle	16/0	3	26	8.7	19	0
1993 Seattle	16/1	2	8	4.0	5	0
SEATTLE TOTALS	32/1	5	34	6.8	19	0
NFL TOTALS	80/10	47	182	3.9	19	3

Receiving

Club	G/S	No	Yds	Avg	LG	TD
1989 Houston	16/0	1	8	8.0	8	0
1990 Atlanta	16/4	10	79	7.9	16	1
1991 Atlanta	16/5	3	27	9.0	13	0
1992 Seattle	16/0	0	0	0.0	0	0
1993 Seattle	16/1	3	15	5.0	8	1
SEATTLE TOTALS	32/1	3	15	5.0	8	1
NFL TOTALS	80/10	17	129	7.6	16	2

ADDITIONAL STATISTICS

Kickoff Returns: 13 for 224 yards, 17.2 average, 27 long, 0 touchdowns in 1989; 2 for 2 yards, 6 long, 0 touchdowns in 1990; 1 for 15 yards, 0 touchdowns in 1992; **16 for 241 yards, 15.1 average, 27 long, 0 touchdowns, in career.**

Special Teams Tackles: 4 in 1989; 18 in 1990; 17 in 1991; 18 in 1992; 6 in 1993; **63 in career.**

Playoff Games Played/Started: 1990 (Houston) - 1/0; 1991 (Atlanta) - 2/0; **Career - 3/0.**



93 E.J. JUNIOR

LB

Height: 6-3

Weight: 242

College: Alabama

NFL Experience: 14th Year

How Acquired: Free Agent (1992)

1993 Games Played/Started: 4/0

Career Games Played/Started: 170/120

Birthdate: December 8, 1959

Birthplace: Salisbury, NC

Residence: Bellevue, WA

1993: Played four-of-the-first-five games as a reserve linebacker and end in nickel situations. Was inactive versus the Los Angeles Raiders. Injured his knee in the second San Diego game and missed the last 11 games on injured reserve.

CAREER: Entered the National Football League as the first-round draft choice of the St. Louis Cardinals in 1981. Was the fifth player chosen and the second linebacker (after Lawrence Taylor) in the

first round. Played with the Cardinals through the 1988 season twice (1984 and 1985) going to the Pro Bowl. Has also played with the Miami Dolphins (1989-91) and Tampa Bay Buccaneers (1992). Signed with the Seahawks as a free agent on November 25, 1992.

1981: Played 16 games, starting the last 13 at left outside linebacker. Consensus All-Rookie pick, earning honors from UPI, Pro Football Weekly, and Pro Football Digest. Credited with 72 tackles. **1982:** Started all nine games at left outside linebacker. Had 58 tackles and a fumble recovery. Was credited with five tackles in the Cardinals 41-16 loss to the Green Bay Packers in the postseason Super Bowl Tournament. **1983:** Played 12 games, starting the last 11. Credited with 86 tackles, three interceptions, and seven-and-a-half sacks. Had three of the sacks against the New York Giants on December 4. **1984:** Started 16 games at all three linebacking spots; 7 at right linebacker, 7 at middle linebacker, and 2 at left linebacker, and earned his first Pro Bowl berth. Credited with a team-high 118 tackles. Named NFC Defensive Player of the Week against Philadelphia after registering 18 tackles and one sack on November 25. **1985:** Earned his second straight Pro Bowl berth after recording 106 tackles, two sacks, and a career-high five interceptions, the most by a Cardinals linebacker in 30 years. Returned one of the interceptions a career-long 53 yards at Pittsburgh. Started all 16 games. **1986:** Played and started 13-of-16 games and served as the Cardinals defensive captain. Missed three games due to an ankle sprain. **1987:** Played and started 13 games, missing two with a hamstring injury. Credited with 53 tackles and two-and-a-half sacks. **1988:** Started 16 games and was credited with 55 tackles. Scored a touchdown with a fumble recovery against Green Bay on December 18. **1989:** Signed with the Miami Dolphins as a Plan B Free Agent on February 25. Played 16 games, starting 12 at left outside linebacker. Credited with 50 tackles and one sack. **1990:** Played 16 regular season and two postseason games as a reserve. Had 18 tackles and six sacks, ranking second on the team in sacks. **1991:** Played 16 games as reserve down lineman in nickel situations. Finished the season with 25 tackles and five sacks. Had four of the sacks at New England on October 6. The sack total was the most by a Miami player since 1983 and the fourth-highest total in franchise history. **1992:** Signed with Seattle as a free agent on November 25 after a season-ending injury to David Wyman. Played the last five games in goal line and short-yardage situations and on special teams. Credited with two tackles on special teams. Had one tackle on defense for a two-yard loss at Denver. Went to training camp with the Miami Dolphins and was waived on September 1. Signed with the Tampa Bay Buccaneers as a free agent on October 28, and played in two games, starting one, before being waived on November 11.

HONORS: **1981**, *First-team All-Rookie (UPI, Football Digest, Pro Football Weekly)*. **1984**, *NFC Pro Bowl squad; First-team All-NFL (AP, NEA, Pro Football Writers Association, Football Digest)*. **1985**, *NFC Pro Bowl squad; First-team All-NFC (UPI)*. **1986**, *Defensive Captain*.

COLLEGE: Consensus first-team All-America as a senior playing defensive end. Named to Alabama's All-Decade Team of the 1970's. Lombardi Award finalist in 1981. Member of back-to-back National Championship teams in 1979 and 1980. Named the Outstanding Defensive Player in the 1981 Senior Bowl. Member of the National Strength Coaches All-America team. Finished his career with 190 total tackles, 39 tackles for loss, seven quarterback sacks, and four interceptions. Led the team in tackles for loss as both a junior (14) and senior (12) and also blocked three kicks. Lettered in baseball as a catcher and shortstop. Graduated with degrees in Civil Engineering and Public Relations.

PERSONAL: Lettered in football, basketball, and track as a

decathlete at Maplewood High School in Nashville, Tennessee. Is active with Care Unit, Students Against Drunk Driving, and the American Heart Association. Has also worked as a counselor at Hyland Medical Center in Florida. Helped rescue the victim of a hit and run accident at the 1986 Pro Bowl and assisted police in capturing the suspect. E.J. and his wife Yolanda, have a son, E.J. IV (4/20/94), and E.J. has six other children, Shannon (8/22/81), Adam (3/30/84), Ashley (10/27/85), Toreen (11/13/85), Jamel (12/2/85), and Aja (8/5/87). Full name is Ester James Junior III.

JUNIOR'S NFL RECORD

		Defense							
	Club	G/S	Tkl	So	Ast	Int	Sacks	FF	FR
1981	St. Louis	16/13	72	49	23	1	1.0	1	0
1982	St. Louis	9/9	58	50	8	0	1.5	0	1
1983	St. Louis	12/11	86	60	26	3	7.5	3	1
1984	St. Louis	16/16	118	99	19	1	9.5	1	1
1985	St. Louis	16/16	106	87	19	5	2.0	5	0
1986	St. Louis	16/13	40	35	5	0	0.0	0	1
1987	St. Louis	13/13	53	46	7	1	2.5	1	2
1988	Phoenix	16/16	55	47	8	1	2.0	1	1
1989	Miami	16/12	50	36	14	0	1.0	0	0
1990	Miami	16/0	18	17	1	0	6.0	0	0
1991	Miami	16/0	25	24	1	0	5.0	0	0
1992	Tampa Bay	2/1	5	4	1	0	0.0	0	0
	Seattle	5/0	3	2	1	0	0.0	0	0
1993	Seattle	4/0	1	1	0	0	0.0	0	0
SEATTLE TOTALS		9/0	4	3	1	0	0.0	0	0
NFL TOTALS		170/120	690	557	133	12	38.0	12	7

Seattle totals include special teams statistics and sacks are included in tackles for loss.

Postseason Games Played/Started: 1982 (St. Louis) - 1/1; 1990 (Miami) - 2/0.



83 TREY JUNKIN

TE

Height: 6-2

Weight: 237

College: Louisiana Tech

NFL Experience: 12th Year

How Acquired: Free Agent (1990)

1993 Games Played/Started: 16/1

Career Games Played/Started: 153/4

Birthdate: January 23, 1961

Birthplace: Conway, AK

Residence: Redmond, WA

1993: Special teams co-captain along with Tracy Johnson as voted by his teammates prior to the season. Played 16 games as the deep snapper on both punts and field goals and as a reserve tight end. Started at tight end at Detroit as Seahawks opened in a goal line offense. Was credited with two tackles on special teams, according to unofficial press box statistics.

CAREER: Has spent the past three and three-quarters seasons as the Seahawks punt deep snapper. Added snapping on placements in 1993. Originally drafted on the fourth round by the Buffalo Bills in 1983 as a linebacker. Was waived by the Bills in 1984 and then signed by the Washington Redskins as a free agent. Waived and signed as a free agent by the Los Angeles Raiders in 1985 and played through the 1989 season. Waived on the cutdown to 47 players in 1990 and signed with the Seahawks as a free agent on October 3. Switched to tight end with the Raiders in 1985. Has played in 60 straight games with the Seahawks and has one touchdown reception, a two-yarder in the second San Diego game in 1992. **1983:** Played in 16 games as a reserve linebacker. **1984:** Played the first two games as a reserve before being released. Played 12 games with the Washington Redskins after signing as a free agent on September 25. **1985:** Signed with the Raiders as a

free agent on April 4, and played 16 games as a reserve tight end after switching from linebacker. Caught two passes, including one for a 2-yard touchdown. **1986:** Played in first three games as a reserve before suffering a knee injury. Missed the last 13 games on injured reserve. Had two receptions for 30 yards. **1987:** Played 12 games and made his first career start, at Chicago, in the finale. Caught two passes for 15 yards. **1988:** Played 16 games, starting one. Caught four passes, two for touchdowns. **1989:** Played 16 games, catching three passes, two for touchdowns. **1990:** Played in 12 games after signing with the Seahawks as a free agent on October 3. Used as the deep snapper on punts. **1991:** Played 16 games on special teams. Served as the deep snapper on punts and as the backup snapper on PATs and field goals. Was credited with a partially blocked punt against Denver. **1992:** Played 16 games as a reserve tight end, special teams performer, and the deep snapper on punts. Started the second Kansas City game as the Seahawks opened in a two tight end alignment and caught two passes for 23 yards. The start was his first since 1988 and the receptions were his first since 1989. Capped off his season with a two-yard touchdown catch in the final game against the San Diego Chargers. Was credited with three special teams tackles, according to unofficial press box statistics.

HONORS: **1993**, *Special Teams Co-Captain* (as voted by teammates).

COLLEGE: Four-year letterman who began his career on offense as a tight end and was switched to linebacker as a sophomore. Started his last two years. Finished his career with 147 tackles and returned a fumble 86 yards for a touchdown. Also had 18 tackles for loss and seven sacks. Had seven receptions for 98 yards as a freshman. Majored in Business.

PERSONAL: Lettered in football and basketball at Northeast High School in North Little Rock, Arkansas. His brother, Mike, was the fifth player chosen in the 1987 draft by the Cleveland Browns. Hobbies include Martial Arts and writing poetry. Performed with the Tacoma Symphony Orchestra during the offseason. Trey and his wife, Sarah (6/19/83), have two sons, Jacob (9/28/84) and Connor (2/3/89). Given name is Abner Kirk Junkin III.

Career Games Played/Started: 1983 (Buffalo) - 16/0; 1984 (Buffalo 2/0 and Washington 12/0) - 14/0; 1985 (L.A. Raiders) - 16/0; 1986 (L.A. Raiders) - 3/0; 1987 (L.A. Raiders) - 12/1; 1988 (L.A. Raiders) - 16/1; 1989 (L.A. Raiders) - 16/0; 1990 (Seattle) - 12/0; 1991 (Seattle) - 16/0; 1992 (Seattle) - 16/1; 1993 (Seattle) - 16/1; **Seattle Totals - 60/2; Career Totals - 153/4.**

Playoff Games Played/Started: 1985 (L.A. Raiders) - 1/0.

ADDITIONAL STATISTICS

Pass Receiving: 2 for 8 yards, 5 long, 1 touchdown in 1985; 2 for 38 yards, 19 long, 0 touchdowns in 1986; 2 for 15 yards, 8 long, 0 touchdowns, in 1987; 4 for 25 yards, 9 long, 2 touchdowns in 1988; 3 for 32 yards, 28 long, 2 touchdowns in 1989; 3 for 25 yards, 8.3 average, 13 long, 1 touchdown, in 1992; **16 for 143 yards, 8.9 average, 28 long, 6 touchdowns, career.**



4 JOHN KASAY

K

Height: 5-10

Weight: 189

College: Georgia

NFL Experience: 4th Year

How Acquired: Draft (4th round 1991)

1993 Games Played/Started: 16/0

Career Games Played/Started: 48/0

Birthdate: October 27, 1969

Birthplace: Athens, GA

Residence: Kirkland, WA

1993: Team's leading scorer for the third straight season. Connected on 23-of-28 field goals and 29-of-29 point after



touchdowns for 98 points, just missing his second 100-point season. The 23 field goals equals the second most in one season and his 82.14 success rate is the third best in a single season in franchise history. Four-of-five missed came from beyond 40 yards. Finished the season with a team record 55-yard field goal at Kansas City. Had three field goals over 50 yards, 53 (first Los Angeles Raiders game), 53 (at Denver) and 55, the second-most in one season. Kicked a personal best four field goals, in four attempts, in a 19-10 win at Cincinnati. Had 3-for-3 performances against both Kansas City and Pittsburgh. Finished the season connecting on 11-of-12 attempts, including his last 4. Had a streak of 9 straight during the season, the team's fourth longest. Ended the season 15-of-18 (83.3%) indoors, 8-of-10 (80.0%) outdoors, 14-of-17 (82.3%) at home, and 9-of-11 (81.8%) on the road. Enters the 1994 season having made 43 straight PATs. Credited with three special teams tackles, according to unofficial press box statistics, and recovered a fumble at Kansas City. Left-footed.

CAREER: Seahawks fourth-round 1991 draft choice, the highest pick used by Seattle on a kicker since the expansion year of 1976. Moved into fifth in scoring with 256 points on 62-of-81 field goals (76.54%) and 70-of-71 PATs (98.6%). His field goal success percentage is a franchise record. Holds other records with 25 field goals in a season (1991) and for longest field goal (55 yards in 1993). Possesses two-of-the-top-four consecutive field goal streaks, 13 in 1991 and nine in 1993. Has five career games with at least three field goals, including one with four. Equalled an NFL record with two 50-plus field goals in the same game versus San Diego in 1991, and has five such field goals in his career, second in team history. Tied the game with a PAT with no time left and added the game-winning field goal in overtime against Denver in 1992. Only rookie to top 100 points with 102 in 1991. Only PAT miss of career came against Los Angeles Rams on last attempt of 1991. Has connected on 38-of-46 (82.6%) indoors, 24-of-35 (68.6%) outdoors, 36-43 (83.7%) at home and 26-38 (54.2) on the road. **1991:** Set a team record for field goals with 25, while scoring a team-high and rookie record 102 points in his first season. Consensus first-team all-rookie selection and the first rookie in team history to surpass 100 points. Finished seventh in the AFC in kick scoring and was tied for fifth in field goals. Had a team record-equaling streak of 13 straight field goals stopped by missing a 51-yarder. Scored at least one field goal in nine straight games, equaling the second longest streak. Became the second Seahawks player and 23rd in league history to kick two 50-plus yard field goals in the same game, with 51 and 54-yarders in the first San Diego game. The 54-yarder also equalled the team record. Connected on 80.65 percent (25-of-31) of his attempts, the third-best percentage in history. Was 16-of-19 (84.2%) indoors, 9-of-12 (75.0%) outdoors, 15-of-17 (88.2%) at home, and 10-of-14 (71.4%) on the road. Successful on his first 27 PATs before missing his last attempt against the Los Angeles Rams. **1992:** Leading scorer for the second consecutive season. Successful on

14-of-14 point after touchdowns and 14-of-22 field goals for 56 points. His 32-yard field goal 11:10 into overtime provided a 16-13 win in the first Denver game and came after missing a 33-yarder 4:47 into the extra session. Equalled his personal one-game record with three field goals against the Broncos. Ended the season 7-of-9 (77.8%) indoors and at home, and 7-of-13 (53.8%) outdoors and on the road.

HONORS: *1991, First-team All-Rookie (Pro Football Weekly, Football News, Pro Football Writers Association, College and Pro Football Newsweekly).*

COLLEGE: Four-year letterman. Finished his career fifth on the school's kick scoring list with 207 points on 46-of-65 field goals and 79-of-82 PATs. Third-team All-America by Football News and second-team All-Southeast Conference as a senior. Scored a team-high 67 points on 10-of-11 PATs and 19-of-24 field goals. Had three field goals, including a 40-yarder with a minute left in a 17-15 win over Alabama. Also had three against Georgia Tech. Was second in scoring in 1989 with a career-high 79 points on 19-of-24 field goals and 22-of-23 PATs. Was six-of-seven beyond 40 yards. Had a pair of games with three field goals. Kicked four PATs and a career-long 53-yard field goal against Temple in 1989. Five-of-his-eight-misses in 1988 were from beyond 50 yards. Lettered his first season (1987) handling the kickoff duties before taking over placekicking midway through the season. Closed out his freshman season by hitting a pair of field goals, including a game-winning 39-yarder as time ran out against Arkansas in the Liberty Bowl. Pre-Journalism major.

PERSONAL: All-State kicker at Clarke Central High School in Athens, Georgia, as selected by the Atlanta Journal-Constitution. Had 37 career field goals, including a 54-yarder. His father, John, is the strength and conditioning coach at the University of Georgia. John and his wife, Laura, were married on June 22, 1991. Finished his degree in Journalism in the offseason. Last name is pronounced CASEY.

KASAY'S NFL RECORD

Scoring

	Club	G/S	PAT-Att	FG-Att	FG%	LG	Pts
1991	Seattle	16/0	27-28	*25-31	80.6	54	102
1992	Seattle	16/0	14-14	14-22	63.6	43	56
1993	Seattle	16/0	29-29	23-28	82.1	*55	98
NFL TOTALS		48/0	70-71	62-81	76.5	*55	256

Field Goals

	Club	1-19	20-29	30-39	40-49	50+	Total
1991	Seattle	1-1	5-6	11-14	6-7	2-3	*25-31
1992	Seattle	0-0	4-5	8-11	2-6	0-0	14-22
1993	Seattle	1-1	5-5	10-11	4-6	3-5	23-28
NFL TOTALS		2-2	14-16	29-36	12-19	5-8	62-81
% Successful		100.0	87.5	80.6	61.5	63.2	76.5

	Club	Indoors	Outdoors	Home	Road	Atts	Made
1991	Seattle	16-19	9-12	15-17	10-14	37.0	36.0
1992	Seattle	7-9	7-13	7-9	7-13	34.2	32.7
1993	Seattle	15-18	8-10	14-17	9-11	37.9	36.1
NFL TOTALS		38-46	24-35	36-43	26-38	36.5	35.3

Atts and Made refer to average distance in yards

SINGLE GAME HIGHS

Kicking

Most FGs Attempted: 4, 4 Times (Last: vs. Cleveland 11/14/93)

Most FGs Made: 4, at Cincinnati 9/26/93

Longest FG Attempted: 55, at Kansas City 1/2/94 (good)

Longest FG Made: *55, at Kansas City 1/2/94

Most PATs Attempted: 4, 2 Times (Last: vs. San Diego 10/3/93)

Most PATs Made: 4, 2 Times (Last: vs. San Diego 10/3/93)

*Team Record



78 MIKE KEIM

T

Height: 6-7 **Weight:** 301
College: Brigham Young
NFL Experience: 3rd Year
How Acquired: Free Agent (1992)
1993 Games Played/Started: 3/0
Career Games Played/Started: 5/0
Birthdate: November 12, 1965
Birthplace: Anaheim, CA
Residence: Salt Lake City, UT

1993: Active for 16 games, seeing action on special teams in three.


CAREER: Spent his entire career with the New Orleans Saints prior to joining the Seahawks. **1991:** Originally signed by the Saints as a free agent on May 6. Was waived on August 27, and added to the practice squad on September 2. Spent 16 weeks on the practice squad before being activated on December 20. Played one play against the Phoenix Cardinals on December 22. Was active for, but did not play in, the Saints playoff game against the Atlanta Falcons on December 28. **1992:** Signed by the Seahawks as a free agent off the New Orleans Saints practice squad on December 8. Was inactive against the Philadelphia Eagles on December 13, but saw action for six plays at left tackle at Denver the next week. Was inactive for the season finale against San Diego on December 27. Went to camp with the Saints and was waived on August 27. Joined the New Orleans practice squad on September 2, and had spent all 14 weeks on the practice squad before joining the Seahawks.

COLLEGE: Three-year letterman who took over as the starter at right tackle with seven games left in his junior season. Second-team All-Western Athletic Conference as a senior. Originally enrolled at Mesa Community College in Mesa, Arizona, in 1985, before transferring to Brigham Young. Served on an LDS mission from 1985 to 1987. Majored in Wildlife Range Management.

PERSONAL: Lettered in football and basketball at Round Valley High School in Springerville, Arizona.

Career Games Played/Started: 1991 (New Orleans) - 1/0; 1992 (Seattle) - 1/0; 1993 (Seattle) - 3/0; **Career** - 5/0.

Playoff Games Played/Started: 1991 (New Orleans) - 0/0.



96 CORTEZ KENNEDY DT

Height: 6-3 **Weight:** 293
College: Miami
NFL Experience: 5th Year
How Acquired: Draft (1st round 1990)
1993 Games Played/Started: 16/16
Career Games Played/Started: 64/50
Birthdate: August 23, 1968
Birthplace: Wilson, AR
Residence: Bellevue, WA

1993: Started 16 games at right tackle and was a consensus first team All-NFL pick for the second straight season and earned his third straight trip to the Pro Bowl and second straight as a starter. Ended the year with 77 tackles, including 60 solo, 13.5 tackles for loss, 6.5 sacks, a forced fumble, and a fumble recovery, according to unofficial press box statistics, despite constant double and triple teaming. Led all defensive linemen in tackles, finishing fourth overall, paced team in tackles for loss, and was second in sacks. Had 10 tackles in back-to-back games, at Houston and versus Cleveland. Recorded two sacks and a fumble recovery at New

England and also had two tackles for loss at San Diego. Deflected a pass against the Chargers that was intercepted and returned for a touchdown by Joe Nash. Had at least one tackle for loss in 10-of-16 games and had a three-game streak with at least one sack.

CAREER: Is widely considered the NFL's best interior lineman. Seahawks first-round 1990 draft choice. Was the third player chosen in the first round after quarterback Jeff George (Indianapolis Colts) and running back Blair Thomas (New York Jets). Seattle acquired the pick on draft day from the New England Patriots along with a second-round choice (LB Terry Wooden) in exchange for the Seahawks two first-round selections (#8 and #10) and a fourth-round 1991 draft choice. Seattle's additional first-round draft choice came from the Indianapolis Colts in a 1988 trade for linebacker Fredd Young. Ranks fifth all-time in quarterbacks sacks with 28.0, while collecting 290 tackles. Has added 59.5 tackles for loss in 64 games. **1990:** Played in 16 games and started two at right tackle. Missed all of training camp and the preseason before signing a contract. Credited with 48 tackles, six tackles for loss, one sack, a fumble recovery, and a forced fumble, according to unofficial press box statistics. Posted a season-high 10 tackles, including a sack, at Miami. Six of his tackles against the Dolphins were for no gain or a loss. **1991:** Started 16 games at right defensive tackle and played in his first Pro Bowl. Finished third in tackles with 73, according to unofficial press box statistics, and was second in sacks with 6.5. Led all defensive linemen in tackles and sacks. The Sporting News AFC Defensive Player of the Week against the New York Jets after recording eight tackles, two sacks, and two passes defensed. Also had two sacks against the Indianapolis Colts. His 12 tackles in the second Kansas City Chiefs game were a career high. **1992:** Consensus choice as NFL Defensive Player of the Year. One of six finalists for the Miller Lite NFL Player of the Year. NFL Alumni Association and NFL Players Association Defensive Lineman of the Year. Consensus first-team All-NFL pick, and AFC starter in the Pro Bowl. Kansas City 101 Club AFC Defensive Lineman of the Year. Voted the Marcus Nalley Trophy by his teammates as the team's Most Valuable Player. Became only the third player in history to win the Associated Press Defensive Player of the Year award from a team with a losing record, joining Lawrence Taylor of the 1982 New York Giants (4-5) and Reggie White of the 1987 Philadelphia Eagles (7-8). Is the second Seahawks player to win the award along with safety Kenny Easley (1984). Led the team in sacks, 14.0, yards lost, 89, a team record 28 tackles for loss, total yards lost, 122.5, and forced fumbles, four, according to unofficial press box statistics. Ranked tied for fifth in the AFC in sacks, and led all interior linemen. His 14.0 sacks were the third-most in a single season in Seattle history. Finished second on the team in tackles with a career-best 92, according to unofficial press box statistics. Also recovered a fumble and batted down two passes. AFC Defensive Player of the Week in a 10-6 win at New England after registering seven tackles, including three sacks, and four-and-half tackles for losses of 32 yards, and two forced fumbles. Had a season-high five tackles for loss, including two sacks, against the Raiders, and had three tackles for loss, including two sacks, versus the Philadelphia Eagles. Had at least one tackle for loss in 14-of-16 games and at least two in 9-of-16.

HONORS: **1990,** *First-team All-Rookie (Pro Football Writers Association).* **1991,** *AFC Pro Bowl Squad; First-team All-NFL (Football Digest); First-team All-AFC (Football News); Second-team All-AFC (NEA, College and Pro Football Newsweekly); Seattle Post-Intelligencer Sports Star of the Year finalist.* **1992,** *AFC Pro Bowl starter; Miller Lite NFL Player of the Year Finalist; NFL Defensive Player of the Year (Associated Press, Pro Football Weekly/Pro Football Writers Association, Columbus, Ohio, Touchdown Club); NFL Defensive Lineman of the Year (NFL*

Alumni Association, NFL Players Association); NFL's Top Defensive Tackle (Pro Football Weekly); AFC Defensive Lineman of the Year (Kansas City 101 Club), First-team All-NFL (Associated Press, Sports Illustrated, The Sporting News, USA Today, Pro Football Weekly/Pro Football Writers Association, Football Digest, NEA); First-team All-AFC (Pro Football Weekly); Seattle Post-Intelligencer Sports Star of the Year finalist; Marcus Nalley Trophy (Seahawks MVP as voted by teammates); AFC Defensive Player of Week 3 (at New England). **1993**, AFC Pro Bowl Starter; First-Team All-NFL (Associated Press, Sports Illustrated, The Sporting News, Pro Football Weekly/Pro Football Writers Association, Football Digest, College and Pro Football Newsweekly); First-Team All-AFC (UPI).

COLLEGE: First-team All-America choice by The Sporting News in 1989, and a second-team selection by Associated Press. Took over as the starter as a senior and finished the season with 92 tackles (45 solo), 22 tackles for loss, 7.5 sacks, 16 quarterback pressures, and one fumble recovery as Miami captured the national championship with an 11-1 record. Led the team in tackles for loss, ranked second in sacks, and led all defensive linemen in tackles. Had a season-high 13 tackles (9 solo), including a sack, two tackles for loss, and two quarterback pressures in a 27-10 win over Notre Dame. Also had 13 tackles with a sack and two tackles for loss against Pittsburgh. Saw action in all 12 games with the Hurricanes in 1988 after transferring from Northwest Mississippi Junior College. Credited with 27 tackles, six tackles for loss, seven pressures, and two sacks. Totaled 114 tackles, 28 tackles for loss, and 9.5 sacks at Miami as teams posted a 22-2 record. Had 129 tackles in two junior college seasons, 22 tackles for loss, and 15 sacks. Majored in Criminology.

PERSONAL: Attended Rivercrest High School in Wilson, Arkansas. School retired his jersey in 1991. Hosts an annual scholarship banquet and football clinic for youngsters between the ages of eight and 16 at his alma mater during the offseason. Changed his jersey number from 96 to 99 for the 1992 season to honor his friend and fellow University of Miami alum Jerome Brown, who was killed in a car accident in June, 1992.

KENNEDY'S NFL RECORD

Defense

Club	G/S	Tkl	So	Ast	T/L	QB	PD	FF	FR
1990 Seattle	16/2	48	37	11	6.0	1.0	3	1	1
1991 Seattle	16/16	73	64	9	12.0	6.5	6	1	1
1992 Seattle	16/16	92	76	16	*28.0	14.0	5	4	1
1993 Seattle	16/16	77	60	17	13.5	6.5	3	1	1
NFL TOTALS	64/50	290	237	53	59.5	28.0	17	7	4

Totals include special teams statistics. Tackles for loss includes sacks.

SINGLE GAME HIGHS

Defense

Tackles (Solos and Assists): 12, vs. Kansas City 12/1/91 (10+2)

Tackles For Loss (Includes sacks): 5.0, vs. L.A. Raiders 10/18/92

Sacks: 3.0, at New England 9/20/92

Interceptions: None

Forced Fumbles: 2, at New England 9/20/92

Fumble Recoveries: 1, 4 Times (Last: at New England 9/19/93)

* Team Record

FASTEST EVER

Two members of the "Rookie Club," Terry Wooden and Robert Blackmon combined for the fastest score in team history in 1993. On the first play versus Cleveland on November 14, Wooden forced a fumble that Blackmon recovered and returned five yards for his first career score. At 14 seconds, it beat the previous quickest score by one second. Other Rookie Club members are Cortez Kennedy and Chris Warren.



30 SCOTT LOCKWOOD RB

Height: 5-11 **Weight:** 205
College: Southern California
NFL Experience: 3rd Year
How Acquired: Free Agent (1994)
1993 Games Played/Started: 2/0
Career Games Played/Started: 6/0
Birthdate: March 23, 1968
Birthplace: Los Angeles, CA
Residence: Superior, CO

1994: Signed as a free agent on April 27.

CAREER: Entered the league as the eighth-round draft choice of the New England Patriots in 1992. **1992:** Played the first game as a reserve before being waived. Claimed by the Detroit Lions on September 18 and was inactive for one game before being placed on injured reserve. Waived by the Lions and re-signed to the Patriots practice squad on October 16. Activated from the practice squad on December 10, and played in the last three games. Finished the season by rushing for 123 yards on 30 carries in a 16-13 overtime loss to the Miami Dolphins on December 27. **1993:** Played in the first two games and inactive for the third before being waived on September 23.

COLLEGE: Started his first two seasons at tailback before moving over to play fullback his last two years. Played 11 games and became the first true freshman (1987) to start at tailback in the Rose Bowl since 1978. Started five games as a sophomore in 1988 and redshirted in 1989 after dislocating a thumb in the season opener. Became the starting fullback four games into the 1990 season and also started the first two games in 1991 before injuring a knee and missing the rest of the season. Finished his career with 1,254 yards on 273 carries, a 4.6 yard average, and 13 touchdowns. Added 42 receptions for 333 yards and one score. Also participated in track. Graduated with a degree in Communications.

PERSONAL: Colorado Player of the Year at Fairview High School in Boulder, Colorado. Set state records with 4,852 yards and 47 touchdowns, including 2,210 yards and 22 scores as a senior. Father, John, lettered at Southern California in 1964 and 1965, and was a successful high school coach in both California and Colorado.

LOCKWOOD'S NFL RECORD

		Rushing					
Club	G/S	Att	Yds	Avg	LG	TD	
1992 New England	4/0	35	162	4.6	23	0	
1993 New England	2/0	0	0	0.0	0	0	
NFL TOTALS	6/0	35	162	4.6	23	0	

		Receiving					
Club	G/S	No	Yds	Avg	LG	TD	
1992 New England	4/0	0	0	0.0	0	0	
1993 New England	2/0	0	0	0.0	0	0	
NFL TOTALS	6/0	0	0	0.0	0	0	


ADDITIONAL STATISTICS

Kickoff Returns: 11 for 233 yards, 21.2 average, 36 long, 0 touchdowns in 1992.

100-Yard Games: 123, vs. Miami Dolphins 12/27/92 (30 attempts).

DOUBLE CENTURY

Last season, center Ray Donaldson became only the 90th player in NFL history to play in 200 career games.



84 KELVIN MARTIN WR

Height: 5-9 **Weight:** 162
College: Boston College
NFL Experience: 8th Year
How Acquired: UFA (Dallas 1993)
1993 Games Played/Started: 16/14
Career Games Played/Started: 98/49
Birthdate: May 14, 1965
Birthplace: San Diego, CA
Residence: Coppell, TX

1993: Played 16 games, starting 14, after signing as an unrestricted free agent on April 1. Set a personal single season high with 798 receiving yards. Led team with five touchdown receptions, the most by a wide receiver since 1989. His 57 receptions were his second most in one season. Combined with Brian Blades (80) and John L. Williams (58) to give the Seahawks three players with at least 55 receptions in the same season for the first time in franchise history. On the receiving end of Seattle's longest play from scrimmage, a 53-yard touchdown at Houston, also the longest reception of his career. Also had receptions of 45, 42, 40, and 39 yards, while leading the team with a 14.0 yard per catch average. Caught 8 passes for 80 yards at Detroit and had four other games with five receptions, including against San Diego and at Houston, where he gained a season best 85 yards. Served as the primary punt returner and averaged 8.4 yards on 32 returns to rank 10th in the AFC. Also had three kickoff returns after safeties for a 12.7 average.

CAREER: Originally drafted on the fourth round by the Dallas Cowboys in 1987. Finished his six-year Dallas career as the team's tenth leading receiver with 212 for 2,703 yards, and eight touchdowns. Was Dallas leading receiver in both 1989 and 1990. Ranks first all-time in punt return yards (1,430), and was second in both punt returns (138), and average per return (10.4). Equalled the club record with three punt return touchdowns, all during the 1991 and 1992 seasons. **1987:** Played in the last seven games as



a reserve wide receiver and No. 1 punt returner. Did not play on week one and missed the next seven games on injured reserve. Averaged 9.8 yards on 22 punt returns, the highest average by a Dallas player since 1980, and 19.8 on 12 kickoff returns. Caught five passes for a 20.6 yard average. **1988:** Played 16 games, starting seven. Finished third on the team in receptions (49), and yards (622). Caught a 35-yard touchdown pass against Washington despite playing with a wrist that was broken earlier in the game. Twice caught a single-game best eight passes, at New Orleans for 95 yards, and at Philadelphia for 97 yards. Averaged 8.2 yards on 44 punt returns. **1989:** Led team in both receptions (46), and yards (644), despite playing in only the first 11 games. Missed the last five contests after suffering a knee injury against Miami on November 19. Ranked tenth in the NFC in both receptions and yards at the time of his injury. Caught his 100th career pass versus the Dolphins before his injury. **1990:** Started 16 games and led team in receptions and yards for the second consecutive season. Finished with career highs in both receptions, 64, and yards, 732. The reception total equalled the third most by a wide receiver in team history and he also equalled the team mark of three straight seasons with 45-or-more receptions set first by Bob Hayes, and then tied by Drew Pearson and Tony Hill. Was Dallas leading receiver in six of the season's last eight games, including a single-game high eight against the New York Jets. **1991:** Played 16 games as a punt returner and reserve wide receiver. Finished third in the NFC with an 11.6 yard punt return average, the fifth highest average in Dallas history and the highest since 1972. Returned one punt 85 yards for the game-winning touchdown in a 25-13 win over the Philadelphia Eagles. In all, had a club record 124 punt return yards against Philadelphia. Used as a third down receiver and finished the season with 16 receptions for 243 yards and no scores. Had one punt return for 18 yards in the postseason. **1992:** Played 16 games and started the season opener at wide receiver. Finished second in the NFL with a 12.7 yard punt return average on 42 returns and had a league high two return touchdowns. Scored on a 79-yard return against the defending Super Bowl champion Washington Redskins in the season opener and had a 74-yarder versus the Los Angeles Rams. Was the Cowboys' fourth-leading receiver with 32 for 359 yards and three touchdowns, and returned 24 kickoffs for a 21.0 yard average, to rank tied for ninth in the NFC.

COLLEGE: Finished his four-year career as the school's all-time leader in receptions (133), receiving yardage (2,377) and receiving touchdowns (28). First team All-East as a junior and senior. Team co-captain as a senior. Caught a career best 49 passes for 958 yards as a junior, and had 41, with eight touchdowns, as a senior. Earned offensive most valuable player honors in the 1987 Hall of Fame Bowl, a 27-24 win over Georgia. Caught three passes for 98 yards, including the game-winning touchdown with 32 seconds left. Also played in the 1985 Cotton Bowl. Majored in Speech Communications.

PERSONAL: All-city and all conference wide receiver at Ribault High School in Jacksonville, Florida. Kelvin and his wife, Lynn, have a son, Kelvin, Jr.

MARTIN'S NFL RECORD

Receiving

	Club	G/S	No	Yds	Avg	LG	TD
1987	Dallas	7/0	5	103	20.6	33	0
1988	Dallas	16/7	49	622	12.7	35t	3
1989	Dallas	11/11	46	644	14.0	46	2
1990	Dallas	16/16	64	732	11.4	45	0
1991	Dallas	16/0	16	243	15.2	27	0
1992	Dallas	16/1	32	359	11.2	27	3
1993	Seattle	16/14	57	798	14.0	53t	5
NFL TOTALS		98/49	269	3501	13.0	53t	13

Punt Returns

	Club	G/S	No	FC	Yds	Avg	LG	TD
1987	Dallas	7/0	22	2	216	9.8	38	0
1988	Dallas	16/7	44	15	360	8.2	21	0
1989	Dallas	11/11	4	5	32	8.0	12	0
1990	Dallas	16/16	5	3	46	9.2	17	0
1991	Dallas	16/0	21	8	244	11.6	85t	1
1992	Dallas	16/1	42	18	532	12.7	79t	2
1993	Seattle	16/14	32	15	270	8.4	33	0
NFL TOTALS		98/49	170	66	1700	10.0	85t	3

Kickoff Returns

		G/S	No	Yds	Avg	LG	TD
1987	Dallas	7/0	12	237	19.8	38	0
1988	Dallas	16/7	12	210	17.5	31	0
1989	Dallas	11/11	0	0	0.0	0	0
1990	Dallas	16/16	0	0	0.0	0	0
1991	Dallas	16/0	3	47	15.7	25	0
1992	Dallas	16/1	24	503	21.0	59	0
1993	Seattle	16/14	3	38	12.7	15	0
NFL TOTALS		98/49	54	1035	19.2	59	0

SINGLE GAME HIGHS

Receiving

Most Receptions: 8, 3 Times (Last: at N.Y. Jets 11/4/90)

Most Yards: 97, at Philadelphia 10/23/88

Longest Reception: 53, at Houston 11/7/93 (TD)

Most Touchdowns: 2, at New Orleans 10/3/88

Longest Touchdown: 53, at Houston 11/7/93



44 DAVE McCLOUGHAN S

Height: 6-1

Weight: 185

College: Colorado

NFL Experience: 4th Year

How Acquired: Trade (Green Bay 1993)

1993 Games Played/Started: 15/1

Career Games Played/Started: 35/1

Birthdate: November 20, 1966

Birthplace: San Leandro, CA

Residence: Loveland, CO

1993: Played 15 games as a reserve safety and special teams performer. Was inactive against the Cleveland Browns because of an ankle injury. Made his first NFL start at left cornerback against Phoenix when injuries sidelined starters Dwayne Harper and Patrick Hunter. Finished the season with 13 tackles and one tackle for loss on defense, and 9 tackles on special teams, according to unofficial press box statistics. Returned one punt for 10 yards and had a 75-yard punt return touchdown at Houston in the preseason. Acquired from the Green Bay Packers in exchange for a sixth-round 1993 draft choice on April 26.

CAREER: Originally the third-round draft choice of the Indianapolis Colts in 1991. Acquired by Green Bay from the Colts for a sixth-round 1993 draft choice on August 19, 1992. **1991:** Played 15 games as a reserve safety with Indianapolis. **1992:** Played five games as a reserve cornerback with Green Bay. Inactive for games on weeks two, four, and eight. Missed the last eight weeks on injured reserve with a foot injury.

COLLEGE: Four-year letterman and three-year starter. Also lettered in track. Finished his career with 122 tackles and eight interceptions. Led the nation in punt returns as a senior with a 15.9 yard average on 29 returns, including a 55-yard touchdown against Tennessee and a 90-yard score against Kansas. First-team All-Big Eight as a junior and first-team all-academic pick as a sophomore. Redshirted in 1986. Graduated with a degree in Marketing.

PERSONAL: Attended Loveland High School in Loveland,

Colorado, lettering in football, basketball, and track. His father, Kent, played collegiately at Nebraska and professionally with the Oakland Raiders from 1965-70, and currently works in the Los Angeles Raiders scouting department. Kent was a Raiders teammate of Seahawks General Manager/Head Coach Tom Flores in the 1965 and 1966 seasons.

McCLOUGHAN'S NFL RECORD

Defense

Club	G/S	Tkl	So	Ast	T/L	QB	PD	FF	FR
1991 Indianapolis	15/0	10	10	0	n/a	0.0	1	0	0
1992 Green Bay	5/0	0	0	0	0.0	0.0	0	0	0
1993 Seattle	15/1	22	19	3	1.0	0.0	4	0	0
NFL TOTALS	35/1	32	29	3	1.0	0.0	5	0	0

Totals include special teams statistics. Tackles for loss includes sacks.



92 MICHAEL McCRARY DE

Height: 6-4

Weight: 258

College: Wake Forest

NFL Experience: 2nd Year

How Acquired: Draft (7th round 1993)

1993 Games Played/Started: 15/0

Career Games Played/Started: 15/0

Birthdate: July 7, 1970

Birthplace: Vienna, VA

Residence: Vienna, VA

1993: Played 15-of-16 games as a reserve defensive end. Alternated as the right end in nickel situations at the beginning of the season and took over as the full-time starter after injuries sidelined Michael Sinclair and Rufus Porter in game 9. Combined with Antonio Edwards to give the Seahawks two rookie ends in the nickel for the last 7 games. Finished the season with 8 tackles, 4.0 sacks, 4.0 tackles for loss, and 2 forced fumbles on defense, according to unofficial press box statistics. Had a sack at San Diego in his first NFL game, and also had sacks at Houston, against Cleveland, and versus Phoenix. Forced fumbles against the Oilers and Cardinals. Also used as a wedge-buster on kickoff coverage and was credited with two tackles. Was Seattle's seventh-round draft choice.

COLLEGE: Three-year letterman and starter. Second-team All-Atlantic Coast Conference as a senior. ACC Defensive Lineman of the Week on October 19. Established single-season bests with 80 total tackles, 25 tackles for loss, and 16 sacks as a senior. Led the ACC in tackles for loss and tied for first in sacks. Finished his career with 199 total tackles, 47 tackles for loss, and 31 quarterback sacks. School's all-time leader in both quarterback sacks for a career and single game (4). Had 74 tackles in 1991, with 16 tackles for loss and 10 sacks. Ranked third in the conference in sacks and fifth in tackles for loss. Had 11 tackles, including four for loss versus Appalachian State as a junior. Majored in Communications.

PERSONAL: Attended George Marshall High School in Vienna, Virginia. Had 21 sacks as a junior, but only played three games as a senior after breaking his arm.

THREE-IN-A-ROW

Seattle finished 1993 with three consecutive games with a 100-yard rusher, a franchise first. The three performances were turned in by three different backs, another first. Chris Warren had 168 yards versus Phoenix, Jon Vaughn 131 against Pittsburgh, and John L. Williams 102 at Kansas City.



10 DAN McGWIRE

QB

Height: 6-8

Weight: 240

College: San Diego State

NFL Experience: 4th Year

How Acquired: Draft (1st round 1991)

1993 Games Played/Started: 2/0

Career Games Played/Started: 5/2

Birthdate: December 18, 1967

Birthplace: Pomona, CA

Residence: Redmond, WA

1993: Saw action in two games as the backup to Rick Mirer. Came off the bench with 21 seconds left in the first half in the second San Diego game for an injured Mirer (ankle). Threw a 17-yard touchdown pass to Brian Blades after an incompleteness for a 17-9 Seahawks lead in a 31-14 win. It was his first NFL touchdown pass. Played three plays at the end of the Houston game, completing two-of-three passes for 7 yards. Battled Mirer for the starting job in the preseason, but suffered a chipped bone in his right (throwing) wrist against San Francisco. Injury made him inactive for the first two games and the 46th player for the third. Returned to the active roster for game four.

CAREER: Was the Seahawks first-round draft choice, the 16th player chosen overall, and first quarterback taken in 1991. Was the first quarterback ever selected by the Seahawks in the first round. Utilized boxing to increase mobility after suffering a broken hip in 1992. At 6-feet-8, is the tallest quarterback ever to play in the NFL.

1991: Started and played the first half against the Indianapolis Colts in his only regular season game action. Completed 3-of-7 passes for 27 yards with one interception as Seahawks took a 17-0 halftime lead in a 31-3 win. Did not play in the second half. Active for five other games. **1992:** Began the season as the backup to Kelly Stouffer and saw his first action at San Diego after a shoulder injury to Stouffer. Played two plays in the first half and the entire second half, completing 12-of-21 passes for 70 yards with three interceptions. Made his second career start at Dallas on October 11, and was five-of-nine for 46 yards before suffering a broken hip while being sacked in the third quarter. Missed the last 10 games on injured reserve.

COLLEGE: Played two seasons at San Diego State after transferring from the University of Iowa. Ranks second in San Diego State history with 528 completions and 7,484 yards, and threw 43 touchdown passes, fourth in school history. Attempted 889 passes, completing 59.1%. First-team All-Western Athletic Conference as a senior after throwing for 3,833 yards and 27 touchdowns with only seven interceptions. Completed 60.1% (270-of-449) of his passes. Ranked fourth in passer efficiency in the country at 148.6. Second-team All-WAC Academic pick. Led the country in interception-avoidance at 1.56%. Completed 60.1% (270-449) of his passes. Had 178 attempts without an interception and had eight 300-plus yard games as a senior, including 530 against New Mexico. The 530 yards was six off the school record, but set a single-game total yardage record of 528 yards. Had 429 yards against Hawaii, 415 and five touchdowns against Wyoming, 369 and three scores, on a BYU stadium record 59 attempts, 344 against Texas-El Paso, 343 and three scores against UCLA, 343 and three versus Air Force, and 323 and two scores against Miami. Was 258-of-440 (58.6%) with 3,651 yards, 16 touchdowns and 19 interceptions in 1989. Ranks second and third in single-season passing yardage. Threw for 361 yards and two scores against Air Force in his first game at San Diego State and had 510 yards versus Utah, 426 against New Mexico State, 319 versus Hawaii, and 307 against Cal State-Fullerton, all in 1989. Redshirted in 1988 after transferring. Started a pair of games in 1987 at Iowa

and completed 41-of-72 passes for 506 yards, four touchdowns and two interceptions. Finished his four seasons completing 575-of-973 passes for 8,164 yards, with 49 touchdowns and 30 interceptions. Graduated with a degree in Public Administration.

PERSONAL: Attended Claremont High School in Claremont, California, lettering in football and basketball. Threw for 6,559 yards and 65 touchdowns in his career, including 3,172 yards and 33 scores as a senior. Teams were 36-3-1 with him as a starter. Has four brothers, including Oakland Athletics all-star and Gold Glove first baseman Mark McGwire. Shortest brother is 6-foot-3. Dan and his wife, Dana, were married in March, 1992. Dana's father, Dan Orlich, played with the Green Bay Packers from 1949-51, and holds the all-time trap shooting mark, hitting 400-of-400 targets.

McGWIRE'S NFL RECORD

Passing

Year	Club	G/S	Att	Comp	Yds	Pct	TD	Int	LG	T/Y
1991	Seattle	1/1	7	3	27	42.9	0	1	13	0/0
1992	Seattle	2/1	30	17	116	56.7	0	3	20	7/58
1993	Seattle	2/0	5	3	24	60.0	1	0	17	0/0
NFL TOTALS		5/2	42	23	167	54.8	1	4	20	7/58

ADDITIONAL STATISTICS

Rushing: 3 for 13 yards, 4.3 average, 11 long, 0 touchdowns in 1992; 1 for -1 yards in 1993; **4 for 12 yards, 4.0 average, 11 long in career.**



3 RICK MIRER

QB

Height: 6-2

Weight: 216

College: Notre Dame

NFL Experience: 2nd Year

How Acquired: Draft (1st round 1993)

1993 Games Played/Started: 16/16

Career Games Played/Started: 16/16

Birthdate: March 19, 1970

Birthplace: Goshen, IN

Residence: Woodinville, WA

1993: Started all 16 games and was a consensus All-Rookie choice and NFL Offensive Rookie of the Year as chosen by Football Digest and AFC Rookie of the Year as chosen by the NFL Players Association and UPI. Set NFL rookie records for attempts (486), completions (274), and yards (2,833), breaking the old marks set in 1976 by former Seahawks quarterback Jim Zorn. Zorn set all his marks in 14 games, while Mirer broke the completions mark in 13 and the attempts and yards in 14. Also set franchise rookie records for touchdown passes (12), completion percentage (56.4%) and quarterback rating (67.0). Became only the third quarterback since the 1970 AFL-NFL merger to start all his team's games joining New England's Jim Plunkett (1971) and Buffalo's Joe Ferguson (1973). Missed only 28 of 1,019 offensive plays, 23 in the second half at New England after being poked in the eye, the last two in the first half in the second San Diego game, and three at the end of the game at Houston. Only the sixth rookie quarterback in league history to improve his team's win total from the previous season by four. Of those six, only the Los Angeles Rams Bob Waterfield (1945), Plunkett, Ferguson, and Mirer started all games. Finished the season completing 274-of-486 passes (56.4%) for 2,833 yards, with 12 touchdowns and 17 interceptions. Completed 20-of-27 passes (74.1%) in his first game. Threw for 282 yards and one score in a 31-14 win over San Diego earning AFC Offensive Player of the Week honors. Twice staged fourth quarter comebacks. Engineered a 14-play, 54-yard drive and threw the game-winning touchdown pass with 25 seconds left in a 10-9 win in the second New England game. Led a 13-play, 90-yard drive

culminating in his one-yard run for a 27-24 lead over Phoenix in a game lost 30-27 in overtime. Finished the season by throwing a touchdown pass in each of his last four games, including two at Kansas City. Rushed 68 times for 343 yards, and three scores, setting a franchise quarterback rushing record, breaking the old of 290 yards set by Jim Zorn in 1978. Led all AFC quarterbacks in rushing yards (343) and was second in the NFL to San Francisco's Steve Young (407). Was the Seahawks first-round draft choice and the second player chosen overall after New England chose quarterback Drew Bledsoe. Second equals the highest the Seahawks have ever drafted in their history. In 1976, the Seahawks chose defensive tackle Steve Niehaus, also of Notre Dame.

HONORS: *1993, NFL Offensive Rookie of the Year (Football Digest); AFC Rookie of the Year (USA Today/NFL Players Association, United Press International); First-Team All-Rookie (Pro Football Weekly/Pro Football Writers Association, Football Digest, Football News, College and Pro Football Newsweekly); AFC Offensive Player of the Week 5 vs. San Diego 10/3 (National Football League, Pro Football Writers Association).*

COLLEGE: Three-year starter and team captain as a senior. Second-team All-America selection by Football News. Ranks first in school history with 41 touchdown passes and is second with 377 completions, 698 attempts, and 5,997 yards. Compiled a 29-7-1 record as a starter and led Irish to three bowl games, Orange, Sugar, and Cotton, winning the last two. Added 694 yards rushing and 17 scores. Threw for 1,876 yards with 15 touchdowns and six interceptions, while completing 120-of-234 passes in 1992. Threw a single-season record 18 touchdown passes in 1991, while passing for a personal best 2,117 yards, the third-highest total in school history. Named team Co-Most Valuable Player along with running back Jerome Bettis (now with the Los Angeles Rams). Two-time Chevrolet Most Valuable Player Award winner as a sophomore, versus Michigan in his first-ever start and against Michigan State. Threw the game-winning touchdown against the Wolverines with 1:40 left and rallied the Irish to 13 fourth quarter points versus the Spartans. Played in the East-West Shrine Game and Hula Bowl after graduation. Majored in Marketing.

PERSONAL: Two-time All-State pick and Gatorade Circle of Champions Indiana Player of the Year as a senior at Goshen High School in Goshen, Indiana. Atlanta Touchdown Club's Bobby Dodd winner as the nation's high school back of the year. Set state prep records with 44 touchdowns and 6,586 yards. Broke Jeff George's (now with the Atlanta Falcons) single season passing record with 3,973 yards as a senior. Added 30 touchdowns and 10 interceptions in leading team to 14-0 record and state title as a senior. Threw for 395 yards in state title game. His 3,973 yards ranks second in national high school history to Jimmy Jones' (Tallahassee, Florida) 4,098 in 1975. Recipient of the Academy of Achievement Award as the top high school football player in the country in 1989, an award presented to him ironically by Seahawks owner Ken Behring. His father, Ken, was the head football coach at Goshen High but resigned before Rick played a varsity game. Rick and his wife, Stephanie, were married on June 11, 1994.

MIRER'S NFL RECORD

Passing

Year	Club	G/S	Att	Comp	Yds	Pct	TD	Int	LG	T/Y
1993	Seattle	16/16	486	274	2833	56.4	12	17	53	47/235
NFL TOTALS		16/16	486	274	2833	56.4	12	17	53	47/235

Rushing

Year	Club	G/S	Att	Yds	Avg	LG	TD
1993	Seattle	16/16	68	343	5.0	33	3
NFL TOTALS		16/16	68	343	5.0	33	3

MIRER GAME-BY-GAME IN 1993

Date	Opponent	A	C	Yds	Pct	TD	Int	LG	T/L
09/05	at San Diego	27	20	154	74.1	0	1	21	4/13
09/12	L.A. Raiders	22	14	149	63.6	0	2	25	5/29
09/19	at New England	16	12	117	75.0	1	1	20	4/24
09/26	at Cincinnati	30	18	181	60.0	0	0	24	2/15
10/03	San Diego	40	25	282	62.5	1	0	39	2/12
10/10	BYE								
10/17	at Detroit	39	23	189	59.0	1	3	22	3/23
10/24	New England	43	22	203	51.2	1	2	25	1/9
10/31	at Denver	30	16	201	53.3	0	2	28	4/17
11/07	at Houston	20	12	175	60.0	1	1	53	2/14
11/14	Cleveland	27	11	114	40.7	1	0	23	2/10
11/21	BYE								
11/28	Denver	37	17	188	45.9	1	1	42	6/27
12/05	Kansas City	30	18	287	60.0	0	2	45	3/12
12/12	at L.A. Raiders	36	20	171	55.6	1	1	32	1/2
12/19	Phoenix	30	15	165	50.0	1	0	40	2/12
12/26	Pittsburgh	29	12	117	41.4	1	1	23	5/16
01/02	at Kansas City	30	19	140	63.3	2	0	33	1/0
TOTALS		486	274	2833	56.4	12	17	53	47/235



98 KEVIN MURPHY

LB

Height: 6-2

Weight: 235

College: Oklahoma

NFL Experience: 9th Year

How Acquired: UFA (San Diego 1993)

1993 Games Played/Started: 14/10

Career Games Played/Started: 116/64

Birthdate: September 8, 1963

Birthplace: Dallas, TX

Residence: Odessa, FL

1993: Played 14-of-16 games, starting 10 at right outside linebacker for an injured Rufus Porter. Missed back-to-back games, second New England and at Denver, with a thigh injury. Finished the season with 57 tackles, 7.5 tackles for loss, and two forced fumbles. Tackled Cincinnati's Harold Green in the end zone setting up Rod Stephens' forced fumble and recovery for a touchdown with 4:38 left giving Seattle a 16-10 lead. Forced a fumble at New England at the Seattle 8, stopping a drive. Also forced fumbles at the Los Angeles Raiders and against Pittsburgh. Recorded a season-high 11 tackles versus Phoenix. Signed as an unrestricted free agent on April 14.

CAREER: Drafted originally by the Tampa Bay Buccaneers on the second-round in 1986. Played 88 games, starting 53 with the Buccaneers before being traded to the San Diego Chargers for a 1993 third-round draft choice on August 26, 1992. Credited with 336 total tackles, 12 sacks, 19 tackles for loss, 13 forced fumbles, five fumble recoveries, and one interception with Tampa Bay. Ranks tied for second in Tampa Bay history with 13 caused fumbles. Of his 53 starts, 47 came at left outside linebacker and six were at right outside. **1986:** Played in 16 games as a reserve. Second on the team with 18 special teams tackles. **1987:** Hampered by a hamstring injury suffered in the season opener and missed 3-of-12 games. Credited with five special teams tackles. **1988:** Started 16 games at left outside linebacker. Posted career-high with 75 tackles, nine tackles for loss, and one sack. Returned his first career interception 35 yards for a touchdown against Green Bay in a 27-24 win. **1989:** Started 16 games at left outside linebacker for the second consecutive season. Upped his single-season high tackle total to 83, including a single-game high 16 at Minnesota. Had six sacks in the first six games. **1990:** Played 15 games, starting seven, six at right outside linebacker and one at left outside. Credited with 77 tackles and four sacks. **1991:** Started

14-of-16 games at left outside linebacker as Tampa Bay switched from the 3-4 to the 4-3. Did not start two games versus Detroit as the Buccaneers opened in a 4-2-5 alignment to defend the run-and-shoot. **1992:** Acquired by the San Diego Chargers for a third-round draft choice on August 26. Played 14 games as a reserve and started at outside linebacker against the Los Angeles Raiders on November 29. Played as a reserve in both Chargers playoff games.

COLLEGE: First-team All-America choice by The Sporting News, and Newspaper Enterprise Association as a senior. Second-team pick by Associated Press, College and Pro Football Newsweekly, and Football News. Big Eight Defensive Player of the Year and three-time first-team all-conference choice. Finished his career as the second-leading tackler in school history with 342. Added 24 tackles for loss and 12 sacks. Had 144 tackles in 1983 and was a first-team All-America choice by NEA and The Sporting News. Started every game in 1985 as Oklahoma won the National Championship and had 93 tackles, after being hampered by a foot injury in 1984. Credited with 82 tackles as a freshman. Graduated with a degree in Marketing.

PERSONAL: Played running back at Berkner High School in Richardson, Texas. Kevin's wife, Sheri, works for IBM. Has been active with Tampa Bay "Say No to Drugs" campaign.

MURPHY'S NFL RECORD

Defense

Club	G/S	Tkl	So	Ast	T/L	Sacks	FF	FR
1986 Tampa Bay	16/0	29	18	11	2.0	0.0	3	1
1987 Tampa Bay	9/0	11	9	2	0.0	0.0	1	0
1988 Tampa Bay	16/16	75	49	26	9.0	1.0	2	1
1989 Tampa Bay	16/16	83	64	19	12.0	6.0	4	2
1990 Tampa Bay	15/7	77	57	20	6.0	4.0	3	0
1991 Tampa Bay	16/14	61	31	30	2.0	1.0	0	1
1992 San Diego	14/1	2	1	1	0.0	0.0	0	0
1993 Seattle	14/10	61	47	14	7.5	0.0	2	0

NFL TOTALS 116/64 399 276 123 38.5 12.0 15 5
Seattle totals include special teams tackles. Tackles for Loss includes sacks.

ADDITIONAL STATISTICS

Interceptions: 1 in 1988 (TD).

Special Team Tackles: 1986 - 18; 1987 - 4; 1990 - 1; 1992 - 4; 1993 - 4; Career - 31.

Blocked Kicks: 1 FG in 1992.

Playoff Games Played/Started: 1992 (San Diego) - 2/0.



72 JOE NASH

DT

Height: 6-3

Weight: 278

College: Boston College

NFL Experience: 13th Year

How Acquired: Free Agent (1982)

1993 Games Played/Started: 16/16

Career Games Played/Started: 178/143

Birthdate: October 11, 1960

Birthplace: Boston, MA

Residence: Natick, MA

1993: Started 16 games at left defensive tackle. Intercepted his first career pass at San Diego and returned it 13 yards for a touchdown 53 seconds into the contest. Finished the season with 48 tackles, 2.5 tackles for loss and one-half a sack, according to unofficial press box statistics. Had six tackles in four games.

CAREER: Has spent his entire career with the Seahawks after signing as an undrafted free agent on May 14, 1982. His 12 seasons of service equals three others for the second-most in franchise history, including linemate Jeff Bryant. Tied with Jacob Green (1980-91) for second in games played with 178, 22 behind



Steve Largent (1976-89) and is fifth in starts with 143. Enters the 1994 season having played in 93 consecutive games, equalling the fourth-longest streak. Second-longest is 94 games by John Harris (1978-85) and Green (1980-87). Teammate Eugene Robinson is first with an active streak of 106 games. Franchise's all-time leader with 10 blocked kicks, eight field goals and two PATs. Is tied for fourth in tackles with 689, is third in sacks with 44.5, trailing Green (116.0) and Bryant (63.0), according to unofficial press box statistics. Tallied two touchdowns, in 1984 on an end zone fumble recovery versus the Chicago Bears and on a 13-yard interception return at San Diego in 1993. Played defensive tackle in 1982 before switching to nose tackle from 1983-89, and then back to tackle in 1990. Has played in 178-of-179 games in his career missing only at San Diego in 1988 due to a knee injury, although he did dress. Voted into the Pro Bowl after the 1984 season and was a first alternate in 1985. **1982:** Played in seven-of-nine games and started the season finale against Denver at left tackle. **1983:** Became the starter at nose tackle on week nine, starting the last eight regular season games and all three in the postseason. Credited with 42 tackles, according to unofficial press box statistics, and added 15 in the playoffs, including 11 at the Los Angeles Raiders in the AFC Championship game. **1984:** AFC Pro Bowl selection and 16-game starter at nose tackle. Became the first Seahawks defensive lineman accorded Pro Bowl honors. Led all defensive linemen in tackles with 82 and added seven sacks. Recovered a fumble against Chicago for his first career touchdown. Tied a team record with two fumble recoveries against Cleveland. Blocked two field goals, one with 4:18 left preserving a 17-14 win over the Raiders. Started both playoff games. **1985:** Started 16 games and posted career-highs in tackles with 87 and in sacks with nine. Added two blocked place kicks. Pro Bowl first alternate. **1986:** Played 16 games, starting 11. Opened the first nine before playing as a reserve for five games. Returned to start the last two. Credited with 51 tackles and five sacks. **1987:** Started 12 games and had 44 tackles, three-and-a-half sacks and a blocked PAT. Recorded eight tackles in the AFC Wild Card game at Houston. **1988:** Played and started 15 games, missing at San Diego. Led all defensive linemen in tackles with 66. **1989:** Started 16 games and set a career high with 92 tackles, a total bettered by only one defensive lineman in team history. Also set personal single game marks for tackles (12), sacks (2.5) and forced fumbles (2) at Cincinnati. Blocked a team record three field goals, including one with 2:21 left to preserve a 17-16 win at San Diego. **1990:** Started 16 games at left defensive tackle after moving from nose tackle. Credited with 53 tackles, one sack, three tackles for loss, and a forced fumble, according to unofficial press box statistics. **1991:** Played 16 games as a reserve defensive tackle and also saw some some duty at end. Credited with 24 tackles, according to unofficial press box statistics. Voted by his teammates as the winner of the Ed Block Courage Award, which goes to the player overcoming the most in furthering his career. **1992:** Started 16

games at left defensive tackle. Ended the season with 67 tackles, 6.5 tackles for loss, 4.5 sacks, and a blocked field goal, according to unofficial press box statistics. Tackle total was his highest since 1989. Was credited with nine tackles, a sack, and blocked the 10th place kick of his career versus the Philadelphia Eagles on December 13. Voted the co-winner, along with Jeff Bryant, of the Steve Largent Award, which goes to the player who best exemplifies the spirit, dedication, and integrity of the Seattle Seahawks.

HONORS: *1984, First-team All-NFL (AP, NFL Films, College and Pro Football Newsweekly, Pro Football Weekly); Second-team All-NFL (NEA); All-AFC (Pro Football Weekly, UPI); Gino Cappelletti Award by the New England 1776 Club (NFL player who has achieved the most after entering the league with the least fanfare); AFC Pro Bowl starter. 1985, Second-team All-NFL (NEA); AFC Pro Bowl first alternate. 1991, Ed Block Courage Award as voted by his teammates. 1992, Steve Largent Award co-winner (with Jeff Bryant).*

COLLEGE: Four-year letterman. Second-team All-New England selection as a senior. Had 88 tackles, one fumble recovery and five sacks in 1981. Sociology major.

PERSONAL: Attended Boston College High in Boston, Massachusetts, where he lettered in football and track. Joe, his wife, Nancy, have two daughters, Alissa, and Brooke, and a son Robby. Joe works with the Robert Marcus Real Estate Company in Natick, Massachusetts, in the offseason.

NASH'S NFL RECORD

Defense

Club	G/S	Tkl	So	Ast	T/L	QB	PD	FF	FR
1982 Seattle	7/1	32	18	14	1.0	1.0	0	0	0
1983 Seattle	16/8	43	29	14	3.0	3.0	0	2	0
1984 Seattle	16/16	82	58	24	11.0	7.0	1	2	3
1985 Seattle	16/16	87	67	20	17.0	9.0	0	2	0
1986 Seattle	16/11	51	39	12	11.0	5.0	0	1	2
1987 Seattle	12/12	44	35	9	7.0	3.5	0	1	0
1988 Seattle	15/15	66	52	14	6.0	2.0	2	1	1
1989 Seattle	16/16	92	65	27	9.0	8.0	1	3	0
1990 Seattle	16/16	53	41	12	3.0	1.0	0	1	1
1991 Seattle	16/0	24	20	4	2.0	0.0	2	0	0
1992 Seattle	16/16	67	46	21	6.5	4.5	0	0	0
1993 Seattle	16/16	48	33	15	2.5	0.5	1	0	0

NFL TOTALS 178/143 689 503 186 79.0 44.5 7 13 7

Totals include special team tackles. Tackles for loss includes sacks.

ADDITIONAL STATISTICS

Touchdowns: 1 Opponent Fumble Recovery (0 yards) in 1984; 1 Interception (13 yards) in 1993.

Blocked Kicks: 2 FGs in 1984; 1 FG in 1985; 1 PAT in 1985; 1 PAT in 1987; 1 FG in 1988; 3 FGs in 1989; 1 FG in 1992; **10 in career (8 FGs, 2 PATs).**

POSTSEASON NFL RECORD

Defense

Club	G/S	Tkl	So	Ast	T/L	QB	PD	FF	FR
1983 Seattle	3/3	15	12	3	0.0	0.0	0	0	0
1984 Seattle	2/2	9	7	2	1.0	0.0	0	0	0
1987 Seattle	1/1	8	3	5	0.0	0.0	1	0	0
1988 Seattle	1/1	3	2	1	0.0	0.0	0	0	1

NFL TOTALS 7/7 35 24 11 1.0 0.0 1 0 1

Totals include special teams statistics. Tackles for loss includes sacks.

SINGLE GAME HIGHS

Defense

Tackles (Solos and Assists): 12, at Cincinnati 12/10/89 (8+4)

Tackles For Loss (Includes sacks): 3.0, at San Diego 10/29/84

Sacks: 2.5, at Cincinnati 12/10/89

Interceptions: 1, at San Diego 9/5/93

Forced Fumbles: *2, vs. Cleveland 9/3/84

Fumble Recoveries: *2, at Cincinnati 12/10/89

*Team Record



37 NATE ODOMES

CB

Height: 5-10

Weight: 188

College: Wisconsin

NFL Experience: 8th Year

How Acquired: UFA (Buffalo 1994)

1993 Games Played/Started: 16/15

Career Games Played/Started: 108/107

Birthdate: August 25, 1965

Birthplace: Columbus, GA

Residence: Norcross, GA

1994: Signed as an unrestricted free agent on February 24.

CAREER: Pro Bowl selection after both the 1992 and 1993 season, the latter as a starter. Spent his entire career with the Buffalo Bills after being their second-round draft choice in 1987. Was the first pick on the second round, a choice that was acquired from the Tampa Bay Buccaneers in exchange for Buffalo's second and fourth-round 1987 choices. Became an immediate starter with Buffalo, playing 108 games, starting 107, and added starts in all 16 postseason games. Started 97 consecutive regular season games until a shoulder injury limited him to a reserve role versus the New York Jets in 1993, and will enter the 1994 season having played in 108 straight games. Credited with 360 tackles, 26 interceptions, 109 passes defended, 9 forced fumbles, and 8 fumble recoveries. Enters the 1994 season with the second most interceptions in the NFL over the last two, three and four seasons, trailing only his new teammate Eugene Robinson. Has three games with two interceptions. Twice AFC Defensive Player of the Week in 1991 and 1993. Holds Buffalo record with 5 postseason interceptions. **1987:** Started all 12 games played by the regulars. Was the youngest starting defensive player in the NFL and second-youngest starter overall. Only New England's Bruce Armstrong (born 9/7/65) was younger. One of three rookies to start on the Buffalo defense. Finished the season with 42 tackles and had a key fumble recovery at the Buffalo six preserving a 21-14 win over Denver. **1988:** Started 16 games and intercepted his first career pass in the season opener. Finished the season with 44 tackles. Started both playoff games and was credited with 9 tackles. **1989:** Started 16 games and posted a career high 5 interceptions. Had two of them against Miami in the opener. Tied for team lead with 3 forced fumbles. Had 46 tackles. Started at Cleveland in the playoffs and had 2 tackles. **1990:** Started 16 regular season games and three in the postseason. Led team in fumble recoveries with 3 and had one interception. Returned a fumble he'd forced 49 yards against the Los Angeles Raiders. Blocked a field goal versus Denver. Picked off two passes in the playoffs, versus Miami and the Raiders. **1991:** Started 16 games and three playoff contests. First-team All-AFC by UPI. Had five interceptions and a single-season best 76 tackles. Returned an interception for a touchdown against Pittsburgh. AFC Defensive Player of the Week versus the Chicago Bears after contributing a pass defense and a fourth down tackle on a goal line stand. **1992:** Started 16 games and was named to first Pro Bowl. Had five interceptions and 63 tackles. Fourth quarter pick at San Francisco led to winning touchdown. Blocked a field goal versus Atlanta. Started his 100th consecutive game at New Orleans. Started all four postseason games and contributed the interception in overtime that set up the game-winning field goal in a 41-38 win against Houston. **1993:** Started 15-of-16 games, earning his second straight trip to the Pro Bowl,

PARTNERS IN CRIME

New teammates Eugene Robinson and Nate Odomes co-led the NFL interceptions in 1993 with nine each.

and first as a starter. Played, but did not start, against the New York Jets because of a shoulder injury, breaking a streak of 97 straight starts. Tied for the NFL lead in interceptions with Seattle's Eugene Robinson with a career-high nine, one off the Buffalo record. It's the most interceptions by a cornerback since Atlanta's Scott Case had 10 in 1988. Picked off two passes against Washington, his third career game with two picks, and never went more than two games without at least one. AFC Defensive Player of the Week at Miami after intercepting a pass and returning a fumble 25 yards for a touchdown. Started all three postseason games and intercepted his Buffalo record fifth playoff pass against Dallas in Super Bowl XXVIII, returning it 41 yards to set up a score.

HONORS: *1987, First-team All-Rookie (UPI, Pro Football Weekly, Pro Football Writers of America, Football Digest). 1991, First-team All-AFC (UPI); AFC Defensive Player of Week 5 (vs. Chicago). 1992, AFC Pro Bowl squad. 1993, AFC Pro Bowl starter; Second-team All-NFL (AP, Football Digest); First-team All-AFC (UPI, Football News); AFC Defensive Player of Week 16 (at Miami).*

COLLEGE: Four-year letterman and two-year starter. First-team All-Big Ten and school's Defensive Player of the Year as a senior after intercepting six passes and recording 68 tackles. Theft total tied for the conference lead. Had three of his interceptions against the University of Hawaii, one of which he returned 73 yards for a touchdown. Finished his career with 153 total tackles, 8 interceptions, and 4 blocked kicks. Averaged 10.0 yards on 36 punt returns and 24.6 on 25 kickoffs. Also competed in track in the 4x100 meter relay and long jump. Second at the Big Ten meet in the long jump as a senior to Purdue's Rod Woodson, now with the Pittsburgh Steelers. Competed in the NCAA track championships. Majored in Child and Family Studies.

PERSONAL: Lettered four years in football, basketball, and track at Carver High School in Columbus, Georgia. All-state choice at both quarterback and punter as a senior. Voted team Most Valuable Player in both football and basketball as a senior.

ODOMES' NFL RECORD

Interceptions

Club	G/S	No	Yds	Avg	LG	TD
1987 Buffalo	12/12	0	0	0.0	0	0
1988 Buffalo	16/16	1	0	0.0	0	0
1989 Buffalo	16/16	5	20	4.0	13	0
1990 Buffalo	16/16	1	0	0.0	0	0
1991 Buffalo	16/16	5	120	24.0	48	1
1992 Buffalo	16/16	5	19	3.8	10	0
1993 Buffalo	16/15	9	65	7.2	25	0
NFL TOTALS	108/107	26	224	8.6	48	1

Defense

Club	G/S	Tkl	So	Ast	T/L	QB	PD	FF	FR
1987 Buffalo	12/12	42	32	10	n/a	0.0	10	1	2
1988 Buffalo	16/16	44	39	5	n/a	0.0	12	1	0
1989 Buffalo	16/16	46	42	4	n/a	1.0	14	3	0
1990 Buffalo	16/16	42	31	11	n/a	0.0	16	2	3
1991 Buffalo	16/16	76	71	5	n/a	1.0	23	1	1
1992 Buffalo	16/16	63	53	10	n/a	1.0	14	0	1
1993 Buffalo	16/15	47	39	8	n/a	0.0	20	1	1
NFL TOTALS	108/107	360	307	53	n/a	3.0	109	9	8

Totals include special teams statistics. Tackles for loss includes sacks.

POSTSEASON RECORD

Interceptions

Club	G/S	No	Yds	Avg	LG	TD
1988 Buffalo	2/2	0	0	0.0	0	0
1989 Buffalo	1/1	0	0	0.0	0	0
1990 Buffalo	3/3	2	18	9.0	9	0
1991 Buffalo	3/3	0	0	0.0	0	0
1992 Buffalo	4/4	2	3	1.5	2	0
1993 Buffalo	3/3	1	41	41.0	41	0
NFL TOTALS	16/16	5	62	12.4	41	0

		Defense								
	Club	G/S	Tkl	So	Ast	T/L	QB	PD	FF	FR
1988	Buffalo	2/2	9	6	3	n/a	0.0	3	0	0
1989	Buffalo	1/1	2	2	0	n/a	0.0	1	0	0
1990	Buffalo	3/3	11	10	1	n/a	0.0	4	0	0
1991	Buffalo	3/3	9	8	1	n/a	0.0	2	0	0
1992	Buffalo	4/4	16	15	1	n/a	0.0	4	1	1
1993	Buffalo	3/3	9	7	2	n/a	0.0	1	0	0
NFL TOTALS		16/16	56	48	8	n/a	0.0	15	1	1

ADDITIONAL STATISTICS

Punt Returns: 1 for 9 yards in 1990; 1 for 9 yards in 1991.

Touchdowns: Opponent Fumble Recovery in 1990; Opponent Fumble Recovery in 1993; Interception return in 1993.

SINGLE GAME HIGHS

Defense

Tackles (Solos and Assists): 12, vs. Cincinnati 10/21/91 (10+2)

Sacks: 1.0, 3 Times (Last: at Indianapolis 11/29/92)

Interceptions: 2, 3 Times (Last: vs. Washington 11/1/92)

Forced Fumbles: 1, at Miami 12/19/93

Fumble Recoveries: 1, at Miami 12/19/93



97 RUFUS PORTER

LB

Height: 6-1

Weight: 227

College: Southern

NFL Experience: 7th Year

How Acquired: Free Agent (1988)

1993 Games Played/Started: 7/6

Career Games Played/Started: 82/52

Birthdate: May 18, 1965

Birthplace: Amite, LA

Residence: Katy, TX

1993: Played seven games, starting six, at right outside linebacker in an injury-plagued season. Inactive two-of-the-first-three games with a preseason hamstring injury. Played only in nickel situations in game four, but recovered to start five straight games, the last at right end in the nickel at Houston. Tore his right Achilles tendon in that game and spent the last seven games on injured reserve. Had 21 tackles, three tackles for loss, and one sack prior to his injury, according to unofficial press box statistics. Had eight tackles in the second New England game and recorded his sack at Cincinnati. Intercepted a pass at Denver on the Broncos' first play to set up a touchdown.

CAREER: Ranks as one of the NFL's most respected outside pass rushers after signing with the Seahawks as an undrafted free agent in 1988. Spent his first two seasons on special teams, earning a pair of Pro Bowl berths, before moving into a designated pass rusher role in 1989 and then to a full-time starter in 1990. Has 36.0 sacks, ranking fourth all-time, in 52 starts, and 14 forced fumbles, tied for fourth. Also has two interceptions. Led the team in sacks in both 1989 and 1991. **1988:** Played 16 games and one playoff game on special teams. Named as the AFC's Pro Bowl special teams player after leading the team with 16 special teams tackles. Had four tackles in his first game, earning a game ball. Saw some action at right end in the nickel late in the season and forced a fumble against Denver. **1989:** Played in 16 games and started three-of-the-first-four at left outside linebacker. Earned a second straight Pro Bowl trip as a special teamer. Made his biggest impact as a pass rusher, racking up a team-high 10.5 sacks, despite playing a limited amount. First-team All-NFL Pick by *Sports Illustrated* as a designated pass rusher. Had three sacks, two forced fumbles and drew a key holding penalty at San Diego in a 17-16 win and came back with two sacks the next week against

Denver. Posted nine sacks and three forced fumbles in five consecutive games, weeks six through ten. Also led the team in forced fumbles (4), special teams tackles (13) and tackles inside the 20 on kickoff coverage (4). **1990:** Started the first 12 games at right outside linebacker before missing the last four games on injured reserve with a groin injury against Houston. Credited with 50 tackles, nine tackles for loss, five sacks, four fumble recoveries, and two forced fumbles, on defense according to unofficial press box statistics. Recovered an overtime fumble at the San Diego 23 setting up the game-winning field goal. **1991:** Started 15 games at right outside linebacker, missing the Atlanta game with a shoulder injury. Led the team in sacks with 10, was third in tackles with 80, and had a team-high four forced fumbles, according to unofficial press box statistics. Recorded three sacks in the second Denver game and had two against Indianapolis. Credited with 11 tackles and two forced fumbles against the Broncos, in addition to his three sacks, and was named AFC Defensive Player of the Week. Posted his first career interception at Cincinnati. **1992:** Started 16 games at right outside linebacker. Finished second in sacks with 9.5, was third in tackles with 90, and second in tackles for loss with 17, both career highs, according to unofficial press box statistics. Totaled three games with at least two sacks. Had 2.5 sacks among eight tackles and 3.5 tackles for loss against the Philadelphia Eagles on December 13. Had a season-high nine tackles, with three tackles for loss, two sacks, and a forced fumble at Kansas City. Was also credited with nine tackles against the San Diego Chargers and had eight stops in the second Chiefs game, two for sacks.

HONORS: **1988,** *AFC Pro Bowl squad; First-team All-NFL (College and Pro Football Newsweekly); First-team All-Rookie (Pro Football Weekly and College and Pro Football Newsweekly).* **1989,** *AFC Pro Bowl squad; First-team All-NFL (Sports Illustrated, Pro Football Weekly); First-team All-AFC (Pro Football Weekly); Seattle Post-Intelligencer Sports Star of the Year nominee.*

COLLEGE: Second-team All-Southwestern Athletic Conference as a junior and senior. Totaled 104 tackles, five-and-a-half sacks, two fumble recoveries, and two interceptions as a junior. Had 107 tackles and eight sacks as a senior. Finished his career with 312 tackles, 18 sacks, four interceptions, and two fumble recoveries. Physical Education major.

PERSONAL: Attended Capitol High School in Baton Rouge, Louisiana, where he lettered in football, basketball, and baseball.

PORTER'S NFL RECORD

		Defense							
Club	G/S	Tkl	So	Ast	T/L	QB	PD	FF	FR
1988 Seattle	16/0	17	17	0	0.0	0.0	1	1	1
1989 Seattle	16/3	49	40	9	13.0	10.5	0	5	0
1990 Seattle	12/12	51	42	9	9.0	5.0	4	2	4
1991 Seattle	15/15	85	64	21	16.0	10.0	3	4	0
1992 Seattle	16/16	90	68	22	17.0	9.5	4	2	0
1993 Seattle	7/6	21	16	5	3.0	1.0	2	0	0
NFL TOTALS	82/52	313	247	66	58.0	36.0	14	14	5

Totals include special teams statistics. Tackles for loss includes sacks.

Career Playoff Games Played/Started: 1988 (Seattle) - 1/0.

SINGLE GAME HIGHS

Defense

Tackles (Solos and Assists): 11, 2 Times (Last: vs. Denver 11/24/91)
(10+1)

Tackles For Loss (Includes sacks): 3.5, vs. Philadelphia 12/13/92 (OT)

Sacks: 3.0, 2 Times (Last: vs. Denver 11/24/91)

Interceptions: 1, at Cincinnati 10/6/91

Forced Fumbles: *2, 2 Times (Last: vs. Denver 11/24/91)

Fumble Recoveries: 1, 5 Times (Last: at San Diego 11/25/90)

* Team Record



73 RAY ROBERTS

T**Height:** 6-6**Weight:** 304**College:** Virginia**NFL Experience:** 3rd Year**How Acquired:** Draft (1st round 1992)**1993 Games Played/Started:** 16/16**Career Games Played/Started:** 32/32**Birthdate:** June 3, 1969**Birthplace:** Asheville, NC**Residence:** Redmond, WA

1993: Started 16 games at left tackle and did not miss an offensive play all season, one of three linemen to do so. Part of an offensive line that helped Seattle average an AFC-leading 125.9 rushing yards per game. Designated a transition player on February 15, 1994.


CAREER: Seahawks first-round draft choice in 1992 and was the 10th player taken in the round. **1992:** Started 16 games at left tackle and became the 10th rookie and first offensive lineman in team history to start every game. Was one of six rookies in the NFL to start all of his team's games and the only first-rounder on offense. Played every play on 13-of-16 games and missed only 38 plays all season. First-team All-Rookie choice by College and Pro Football Newsweekly.

HONORS: *1992, First-team All-Rookie (College and Pro Football Newsweekly).*

COLLEGE: Four-year letterman and starter, starting 39-of-the-last-40 games. Unanimous first-team All-Atlantic Coast Conference as a senior. Earned first-team All-America honors by Kodak and was a second-team pick by the Associated Press and United Press International. Finalist for the Lombardi and Outland Trophies, given to the country's top interior lineman. First-team All-ACC pick and conference Offensive Lineman of the Year in 1990 and 1991. All-ACC second-team pick by the Associated Press in 1989. Won the Speed Elliot Award given to the Cavaliers' Most Improved Player. Moved into the starting lineup as a redshirt freshman. Was moved to offensive tackle from the defensive line in the spring after redshirting in 1987. Graduated in December 1991, with a degree in Communications Studies.

PERSONAL: Football and basketball letterman at Asheville High School in Asheville, North Carolina. Ray and his wife, Beth (5/8/93) live in Redmond.

Career Games Played/Started: 1992 (Seattle) - 16/16; 1993 (Seattle) - 16/16; **Career** - 32/32.



41 EUGENE ROBINSON

S**Height:** 6-0**Weight:** 191**College:** Colgate**NFL Experience:** 10th Year**How Acquired:** Free Agent (1985)**1993 Games Played/Started:** 16/16**Career Games Played/Started:** 140/122**Birthdate:** May 28, 1963**Birthplace:** Hartford, CT**Residence:** Redmond, WA

1993: Defensive Captain, team Most Valuable Player (voted by teammates), first-team All-NFL choice and voted as a reserve for the AFC Pro Bowl squad for the second consecutive season. Started all 16 games at free safety for the fourth straight season. Co-led the NFL with 9 interceptions (along with Buffalo's Nate

Odomes, now a teammate) and added one in the Pro Bowl. Has now picked off 29 passes over the last five seasons to lead the league. Only John Harris (1981) and Kenny Easley (1984), each of whom had 10, have had more in one season in team history. Also led the NFL in total takeaways with 11, including two fumble recoveries. Had two interceptions versus Cleveland and posted another stretch with one interception in three straight games. Earned AFC Defensive Player of the Week honors versus the Browns as he collected 11 tackles (8 solo), two interceptions, two passes defended, two forced fumbles, and one fumble recovery. Led team in tackles with 111, 4 off his 1988 career high. Had four games in double figures in tackles, including 12 against New England, 11 versus Cleveland, and 10 each at Houston and against Phoenix. Had at least 7 tackles in 10-of-16 games. Set single-season highs with five tackles for loss and two sacks. Also co-led in forced fumbles with three.

CAREER: Has spent his entire career with the Seahawks after signing as an undrafted free agent on June 4, 1985. Has not missed a game due to injury in his career and will enter the 1994 season with a club record streak of 106 straight games played. His 78 straight starts ranks fourth all-time. Ranks third on the team in interceptions with 38, with 29 in the last five seasons, during which he's led or co-led the team each season. Needs four to move into second. Needs 16 tackles to become the team's all-time leader. Enters 1994 with 798, according to unofficial press box statistics, trailing only Keith Butler's (1978-87) 813. Has never finished lower than third in tackles since becoming a starter in 1986, finishing first four times in the last six seasons, including the last two, and was second in 1986, 1990, and 1991, and third in 1987. Is the only defensive back in team history to have back-to-back 100-tackle seasons (1988 and 1989) and is tied for the second-most 100-tackle seasons with three, one off the team record. **1985:** Signed originally as a cornerback and was moved to safety in training camp. Played 16 games and had two interceptions, returning the second one 47 yards. Credited with 28 tackles, according to unofficial press box statistics, including nine against Denver in the finale. **1986:** Started 16 games and ranked second in tackles with 99. Recovered a fumble with seven seconds left at New England to preserve a six-point win. Totaled takeaways in four straight games (one interception, three fumble recoveries). Led the team with three fumble recoveries. **1987:** Started 12 games and the Wild Card game at Houston. Was third in tackles with 69, according to unofficial press box statistics. Had two interceptions at Chicago and also posted a career-high 11 tackles. Returned a blocked punt 15 yards against Green Bay for his first career touchdown. Upped his single-game high in tackles to 15 at Houston in the playoffs. **1988:** Voted by his teammates as a defensive co-captain. Started 16 regular season and one postseason game. Led team in tackles with a career-high 115. Became the first defensive back to lead in tackles since Dave Brown in 1976. Only John Harris with 117 in 1980, had more tackles among defensive backs in team history. Added 11 tackles at Cincinnati in the playoffs. **1989:** Played 16 games, starting the last 14. Led the team for the second straight season in tackles with 102, the first defensive back to lead consecutive seasons. Also led in interceptions with a single-season best five. **1990:** Started 16 games and co-led the team in interceptions with three and in fumble recoveries with four. Finished second in tackles with 82, according to unofficial press box statistics. Recovered a fumble and had an interception at New England. Intercepted a pair of key passes in two wins. Had a fourth quarter theft at San Diego and returned it 30 yards setting up the game-tying touchdown. In the second Denver game, his late third quarter interception and 39-yard return set up the game-winning touchdown. Ended the year by returning a fumble 16 yards for a touchdown breaking a 10-10 tie in a 30-10 win over Detroit. **1991:**

Started 16 games at free safety and was voted a first-team All-NFL performer by *Sports Illustrated* and named team Most Valuable Player in a vote by his teammates. Led team with five interceptions, including at least one in four straight games, to tie the team record. Finished second in tackles with 91, according to unofficial press box statistics, and had at least five in 11 games. **1992:** Started 16 games at free safety and earned his first Pro Bowl berth. Also was voted defensive captain by teammates. Finished first on the team in tackles with 94, according to unofficial press box statistics, and in interceptions with a career-high seven. Tied for second in the AFC in interceptions and was third in the NFL. The seven interceptions was the most since 1985. Tied Kenny Easley's 1984 team record with three pass interceptions at Pittsburgh on December 6. Credited with 13 tackles against Philadelphia. Made his 100th career start at Los Angeles against the Raiders on November 15.

HONORS: **1988**, *Defensive Co-Captain*. **1991**, *First-team All-NFL (Sports Illustrated); Marcus Nalley Trophy (Seahawks Most Valuable Player as voted by teammates); Seattle NFL Man of the Year*. **1992**, *Defensive Captain (voted by teammates); AFC Pro Bowl squad; Second-Team All-AFC (College and Pro Football Newsweekly); Seattle NFL Man of the Year*. **1993**, *Defensive Captain (voted by teammates); AFC Pro Bowl squad; First-Team All-NFL (Pro Football Weekly/Pro Football Writers Association, NFL Films, USA Today/NFL Players Association, College and Pro Football Newsweekly); Second-Team All-NFL (Associated Press); First-Team All-AFC (Football News); Marcus Nalley Trophy (Seahawks Most Valuable Player as voted by teammates); Steve Largent Award (Player who best exemplifies the spirit, dedication and integrity of the Seahawks); Seattle NFL Man of the Year; Seattle Post-Intelligencer Sports Star of the Year Nominee; Bart Starr Award Finalist (one of three); AFC Defensive Player of the Week 11 (vs. Cleveland 11/14)*.

COLLEGE: Three-year letterman and two-year starter. Registered 52 tackles and two interceptions as a senior. Had 34 tackles and one interception in both his junior and sophomore seasons. Graduated with a degree in Computer Science.

PERSONAL: Attended Weaver High in Hartford, Connecticut, lettering in football and wrestling. His high school English teacher, Jannie Phillips, was named NFL Teacher of the Month for December 1991. Served as the spokesman for the Seahawks annual Steak and Burger Night to benefit the Boys and Girls Clubs of King County and was part of the NFL F.A.C.T. Trading Cards, promoting Football and Academics, a Championship Team, a program that utilizes football cards as motivational learning tools. Is actively sought as a banquet speaker and is a frequent visitor to hospitals. Hobbies include computer programming and playing the saxophone. Co-owns InterMix Records and is the promoter of Tony Gable, a Seattle-based jazz musician. Their first album, *Tony Gable and 206*, ranked eighth in the adult contemporary category for 1993. Eugene and his wife, Gia, have a daughter, Brittany, and a son, Brandon.

ROBINSON'S NFL RECORD

Club	G/S	Interceptions				
		No	Yds	Avg	LG	TD
1985 Seattle	16/0	2	47	23.5	47	0
1986 Seattle	16/16	3	39	13.0	25	0
1987 Seattle	12/12	3	75	25.0	44	0
1988 Seattle	16/16	1	0	0.0	0	0
1989 Seattle	16/14	5	24	4.8	20	0
1990 Seattle	16/16	3	89	29.7	39	0
1991 Seattle	16/16	5	56	11.2	27	0
1992 Seattle	16/16	7	126	18.0	49	0
1993 Seattle	16/16	9	80	8.9	28	0
NFL TOTALS	140/122	38	536	14.1	49	0

	Club	G/S	Defense						
			Tkl	So	Ast	T/L	QB	PD	FF FR
1985	Seattle	16/0	28	18	10	0.0	0.0	1	0 0
1986	Seattle	16/16	99	81	18	0.0	0.0	10	0 3
1987	Seattle	12/12	69	50	19	0.0	0.0	3	0 1
1988	Seattle	16/16	115	86	29	4.0	1.0	5	1 0
1989	Seattle	16/14	107	76	31	3.0	0.0	5	2 0
1990	Seattle	16/16	82	63	19	2.0	0.0	5	1 4
1991	Seattle	16/16	93	69	24	3.0	1.0	7	1 1
1992	Seattle	16/16	94	64	30	1.5	0.0	12	2 1
1993	Seattle	16/16	111	84	27	5.0	2.0	15	3 2
NFL TOTALS		140/122	798	591	207	18.5	4.0	63	10 12

Totals include special teams statistics. Tackles for loss includes sacks.

ADDITIONAL STATISTICS

Kickoff Returns, 1 for 10 yards in 1985.

Scoring, 1 TD (blocked punt return) in 1987; 1 TD (opponent fumble recovery) in 1990.

POSTSEASON NFL RECORD

	Club	G/S	Defense					
			Tkl	So	Ast	T/L	QB	FF FR
1987	Seattle	1/1	15	11	4	1.0	0.0	0 0
1988	Seattle	1/1	11	9	2	1.0	0.0	0 0
NFL TOTALS		2/2	26	20	6	2.0	0.0	0 0

SINGLE GAME HIGHS

Defensive

Tackles (Solos and Assists): 15, at New England 12/4/88 (8+7)

Tackles For Loss (Includes sacks): 2.0, vs. Cleveland 11/14/93


Sacks: 1.0, 4 Times (Last: vs. Pittsburgh 12/26/93)

Interceptions: *3, at Pittsburgh 12/6/92

Forced Fumbles: *2, vs. Cleveland 11/14/93

Fumble Recoveries: 1, 12 Times (Last: vs. Pittsburgh 12/26/93)

* Equals Team Record



21 RAFAEL ROBINSON S

Height: 5-11

Weight: 200

College: Wisconsin

NFL Experience: 3rd Year

How Acquired: Free Agent (1992)

1993 Games Played/Started: 16/1

Career Games Played/Started: 22/1

Birthdate: June 19, 1969

Birthplace: Marshall, TX

Residence: Kirkland, WA

1993: Played 16 games as a reserve strong safety and started at Houston in a six-back alignment. Finished the season with 42 tackles, 1.5 sacks, and one forced fumble, according to unofficial press box statistics. Had a career-high 10 tackles, including half a sack at Houston. Credited with a sack and a forced fumble at Cincinnati. Finished second with 15 special teams tackles, including 14 solos, according to unofficial press box statistics. Recovered a fumbled punt at Cincinnati and forced a fumble on kickoff coverage at Kansas City.

CAREER: Originally signed with the Seahawks as a free agent on May 1, 1992. Alternated between the practice squad and active roster before being added for the last three games of the 1992 season. **1992**: Played six games as a reserve strong safety and special teams performer. Originally signed as an undrafted free agent on May 1. Was waived on August 31 and signed to the practice squad on September 2. Was activated on September 26 and played against the Miami Dolphins and San Diego Chargers. Was waived on October 5 and later added to the practice squad.

Activated on October 14 and played against the Los Angeles Raiders before being waived and returned to the practice squad on October 26. Was activated again on December 9 and saw action in the season's last three games. Finished the season with 11 tackles and one tackle for loss on defense and four tackles, including 2.5 inside the 20 on kickoff coverage, according to unofficial press box statistics.

COLLEGE: Four-year letterman who moved back and forth between the defensive and offensive backfields. Played 10 games on defense in 1991 and led the team with three interceptions. Played eight games, starting three at running back in 1990 and was the team's second-leading rusher with 235 yards on 73 carries. Added 10 pass receptions for 46 yards. Started 11 games in the secondary in 1989 and finished third on the team in tackles with 81. Played in 11 games as a reserve defensive back in 1988. Scored a touchdown with the recovery of a blocked punt against Minnesota. Redshirted in 1987. Finished his career with 159 tackles, seven tackles for loss, four interceptions, and two sacks. Rushed for 235 yards on 73 attempts, a 3.2 yard average, and one score, all in 1990. Majored in Agricultural Economics.

PERSONAL: Attended Jefferson High School in Jefferson, Texas. Earned All-East Texas honors his senior season as the team went 16-0 and won the State AAA Championship. Full name is Eugene Rafael Robinson.

ROBINSON'S NFL RECORD


Defense

Club	G/S	Tkl	So	Ast	T/L	QB	PD	FF	FR
1992 Seattle	6/0	15	13	2	1.0	0.0	1	0	0
1993 Seattle	16/1	57	49	8	1.5	1.5	5	2	1
NFL TOTALS	22/1	72	62	10	2.5	1.5	6	2	1

Totals include special teams statistics. Tackles for loss includes sacks.

ADDITIONAL STATISTICS

Special Teams Tackles: 4 (3 solo, 1 assisted) in 1992; 15 (14/1) in 1993.



91 TYRONE RODGERS DT

Height: 6-3 Weight: 276
 College: Washington
 NFL Experience: 3rd Year
 How Acquired: Free Agent (1992)
 1993 Games Played/Started: 16/0
 Career Games Played/Started: 32/0
 Birthdate: April 27, 1969
 Birthplace: Longview, TX
 Residence: Kirkland, WA

1993: Played 16 games as a reserve defensive tackle. Used more later in the season in nickel situations. Ended the season with six tackles, including one sack, according to unofficial press box statistics. Recorded the sack, the first of his career, at Los Angeles against the Raiders.

CAREER: Has played 32 games in two seasons as a reserve after signing an undrafted free agent on April 30. **1992:** Played 16 games as a reserve defensive lineman and special teams performer. Was the only rookie free agent to make the original 47-man roster. Credited with nine tackles on defense, according to unofficial press box statistics.

COLLEGE: Lettered as a junior and senior at the University of Washington after transferring from the University of Oklahoma. Started all 12 games at nose guard as a senior and was credited with 29 tackles and 10 tackles for loss as Washington won a share of the national championship with a 12-0 record. Played as a


reserve in 1990 after sitting out the 1989 season as a transfer. Played every game as a reserve at Oklahoma in 1988 after redshirting in 1987. Graduated with a degree in Psychology.

PERSONAL: Football and track letterman at Banning High School in Wilmington, California.

RODGERS' NFL RECORD

Club	G/S	Defense				QB	PD	FF	FR
		Tkl	So	Ast	T/L				
1992 Seattle	16/0	9	2	7	0.0	0.0	1	0	0
1993 Seattle	16/0	6	5	1	1.0	1.0	0	0	0
NFL TOTALS	32/0	15	7	8	1.0	1.0	1	0	0

Totals include special teams statistics. Tackles for loss includes sacks.



24 M. SHAMSID-DEEN RB


Height: 5-11 **Weight:** 200
College: Tennessee-Chattanooga
NFL Experience: 1st Year
How Acquired: Draft (8th round 1992)
1993 Games Played/Started: 0/0
Career Games Played/Started: 0/0
Birthdate: November 16, 1969
Birthplace: Anderson, SC
Residence: Ellenwood, GA

1993: Spent the whole season on the practice squad. Went to camp with the Seahawks and was waived on August 24. Signed to the practice squad on September 1.

CAREER: Seahawks eighth-round draft choice in 1992. Has spent each of the last two seasons on the practice squad. **1992:** Waived on the cut to 47 on August 31 and spent the entire season on the practice squad after re-signing on September 2.

COLLEGE: Three-year letterman and two-time second-team All-Southern Conference choice. Finished his career with 1,847 yards on 335 attempts, a 5.5 yard average, and 14 touchdowns. Added 32 receptions for 425 yards and three scores. Returned 23 kickoffs for a 19.6 average. Led the team in rushing with 916 yards in 1990 and 914 yards in 1991. Averaged 5.4 yards and scored nine touchdowns in 1991. Added 12 receptions for a 22.1 yard average and three touchdowns. Played as a reserve fullback in 1989. Majored in Criminal Justice.

PERSONAL: Football, basketball, and track letterman at McNair High School in Decatur, Georgia. State 400-meter champion and was named Runner of the Year by the Atlanta Track Club. Full name is Muhammad Shamsid-Deen.



71 RICKIE SHAW T

Height: 6-4 **Weight:** 294
College: North Carolina
NFL Experience: 2nd Year
How Acquired: WA (New Orleans 1993)
1993 Games Played/Started: 0/0
Career Games Played/Started: 0/0
Birthdate: September 10, 1969
Birthplace: Whiteville, NC
Residence: Whiteville, NC

1993: Claimed on waivers from the New Orleans Saints on October 15, and was inactive his first six games. Dressed, but did not play, versus Kansas City and at the Los Angeles Raiders. Inactive for the last three games. Went to camp with the Pittsburgh


Steelers after signing as a free agent on April 29. Was waived by Pittsburgh on August 30 and signed to the practice squad on September 1. Was signed by the New Orleans Saints to their active roster on September 16. Inactive for all three games with New Orleans before being waived on October 14.

CAREER: Signed as a free agent with the Hamilton Tiger-Cats of the Canadian Football League in 1992 and was waived before the start of the regular season.

COLLEGE: Lettered four seasons, the first two as a defensive tackle and the last two as an offensive tackle. Majored in Sociology.

PERSONAL: Two-time all-state pick as a two-way lineman at Whiteville High School in Whiteville, North Carolina. Team was 15-0 as a senior and captured the state championship. Also lettered in basketball and track.

Career Game Played/Started: 1993 (Seattle) - 0/0.



70 MICHAEL SINCLAIR DE

Height: 6-4

Weight: 275

College: Eastern New Mexico

NFL Experience: 4th Year

How Acquired: Draft (6th round 1991)

1993 Games Played/Started: 9/1

Career Games Played/Started: 21/2

Birthdate: January 31, 1968

Birthplace: Galveston, TX

Residence: Bellevue, WA

1993: Played nine games, starting one, in a season that was cut short after breaking his right thumb at Houston on November 7, ironically, the only game he started. Ranked third in the AFC in sacks with 8.0 at the time of his injury, a total that still led the team. Had 3.0 of his sack total, along with a forced fumble, against San Diego on October 3. Finished the season with 12 tackles, according to unofficial press box statistics. Used exclusively as the left end in nickel situations early in the season, but was seeing more and more time during mixed downs prior to his injury.

CAREER: Seahawks sixth-round 1991 draft choice. Alternated his time between the practice and active roster in 1991. Used experience gained in the World League in 1992 to make the roster as the starter at left end in nickel situations. **1991:** Waived on August 26 and signed to the practice squad two days later. Spent the first 12 games on the practice squad before being activated on November 30. Active for the next two games, but did not play, before missing the last two games on injured reserve with a back injury. **1992:** Missed the first four games on injured reserve after suffering a training camp ankle injury and was activated prior to the first San Diego Chargers game. Made his first career start, at left end, versus the Washington Redskins, and had three tackles. Recorded his first sack versus the Philadelphia Eagles. Finished the season with 10 tackles, according to unofficial press box statistics. **World League:** Loaned to the Sacramento Surge for the 1992 season. Started all 10 regular season games at left end and finished second in the league in sacks with 10 and was a first-team All-League selection. Sacramento won the North American West with an 8-2 record and advanced to World Bowl II in Montreal, Canada, where they defeated the Orlando Thunder, 21-17, to capture the World League championship. Contributed a key forced fumble and recovery to help seal the victory. Was credited with 54 tackles, three forced fumbles and two fumble recoveries in the regular season.


COLLEGE: Four-year letterman and starter. Played his first two seasons as a linebacker before moving to defensive end. First-team All-Lone Star Conference as a junior and senior. Sikes Award winner as a senior as conference Defensive Lineman of the Year. Selected to the All-Lone Star Conference All-Decade of the '80's Team. Team Captain in 1990. All-conference second-team pick as a sophomore. Posted 70 tackles, 18 tackles for loss, and 15.5 sacks as a senior. Had 75 tackles and nine-and-a-half sacks in 1989. Posted a career-high 82 tackles as a freshman. Finished his career with 279 tackles, 45 tackles for loss, and 30 sacks. Physical Education major.

PERSONAL: Football, basketball, and track letterman at Charlton-Pollard High School in Beaumont, Texas. Michael and his wife, Betty (5/25/91), have a son, Michael (1/25/91), and a daughter, Michaela (1/13/94).

SINCLAIR'S NFL RECORD

Club	G/S	Defense					QB	PD	FF	FR
		Tkl	So	Ast	T/L					
1991 Seattle	0/0	0	0	0	0.0	0.0	0	0	0	0
1992 Seattle	12/1	10	9	1	2.0	1.0	1	0	0	0
1993 Seattle	9/1	12	12	0	8.0	8.0	1	1	0	0
NFL TOTAL	21/2	22	21	1	10.0	9.0	2	1	0	0

Totals include special teams statistics. Tackles for loss includes sacks.



35 STEVE SMITH

FB

Height: 6-1

Weight: 235

College: Penn State

NFL Experience: 8th Year

How Acquired: UFA (L.A. Raiders '94)

1993 Games Played/Started: 16/13

Career Games Played/Started: 103/84

Birthdate: August 30, 1964

Birthplace: Washington, D.C.

Residence: Redondo Beach, CA

1994: Signed as an unrestricted free agent on June 13.

CAREER: Played his first seven seasons for the Los Angeles Raiders after being the Raiders third-round draft choice in 1987. Played 103 games, starting 84, and possesses a streak of playing in 96 consecutive regular season games. Also played in five playoff games, starting three. Rushed for 1,528 yards and averaged 3.9 yards per carry on 394 attempts and scored seven touchdowns. Added 113 pass receptions for 1,049 yards, a 9.3 yard average, and 11 scores. **1987:** Active for seven games and started three. **1988:** Played 16 games, starting six. Ranked second on the team with 54 points on nine touchdowns, six receiving and three rushing. Caught 26 passes for 299 yards and six scores. Caught six passes for 122 yards and a pair of touchdown passes in a 30-27 overtime win at Denver. **1989:** Started 16 games at fullback. Rushed for a career high 471 yards on 117 carries to rank 20th in the AFC. Added 19 receptions. Blocking helped teammate Bo Jackson rush for 950 yards. **1990:** Started 15-of-16 regular season games and both playoff contests. Gained 327 yards on 81 carries and had four receptions. **1991:** Started 16 regular season and one playoff game. Ranked second on the team with a 4.3 yard per carry average and gained 265 yards on 62 carries. **1992:** Played 16 games, starting 15. Caught a single-season best 28 passes for 217 yards and one score. **1993:** Started 13-of-16 regular season games, and played in both playoff contests.

COLLEGE: Three-year letterman and starter. Starting fullback and co-captain as a senior on a 12-0 squad that won the national championship. Teams went 23-1 his last two seasons. Ranked

16th in career rushing yards with 1,246 on 265 carries with 11 touchdowns. Added 31 receptions for 293 yards, and two scores. Had a single-game best 126 on 23 carries with two touchdowns against Boston College in 1984. Played in the Aloha, Orange, and Fiesta Bowls, and also was the East-West Shrine Game after his senior season. Redshirted in 1982. Graduated with a degree in Hotel, Restaurant, and Institutional Management.

PERSONAL: Football, basketball, and track letterman at DeMatha Catholic High School in Hyattsville, Maryland. His father, Morris, played basketball and baseball at Howard University. Steve and his wife, Chie, have a daughter, Jasmine, and a son, Dante.

SMITH'S NFL RECORD

Rushing						
Club	G/S	Att	Yds	Avg	LG	TD
1987 L.A. Raiders	7/3	5	18	3.6	15	0
1988 L.A. Raiders	16/6	38	162	4.3	21	3
1989 L.A. Raiders	16/16	117	471	4.0	21	1
1990 L.A. Raiders	16/15	81	327	4.0	17	2
1991 L.A. Raiders	16/16	62	265	4.3	19	1
1992 L.A. Raiders	16/15	44	129	2.9	15	0
1993 L.A. Raiders	16/13	47	156	3.3	13	0
NFL TOTALS	103/84	394	1528	3.9	21	7

Receiving						
Club	G/S	No	Yds	Avg	LG	TD
1987 L.A. Raiders	7/3	3	46	15.3	32	0
1988 L.A. Raiders	16/6	26	299	11.5	45	6
1989 L.A. Raiders	16/16	19	140	7.4	14	0
1990 L.A. Raiders	16/15	4	30	7.5	10	3
1991 L.A. Raiders	16/16	15	130	8.7	37	1
1992 L.A. Raiders	16/15	28	217	7.8	19	1
1993 L.A. Raiders	16/13	18	187	10.4	22	0
NFL TOTALS	103/84	113	1049	9.3	45	11

ADDITIONAL STATISTICS

Kickoff Returns, 3 for 46 yards, 15.3 average, 15 long, 0 touchdowns in 1988; 2 for 19 yards, 9.5 average, 15 long 0 touchdowns in 1989; 1 for 0 yards in 1991; **6 for 65 yards, 10.8 average, 15 long, 0 touchdowns, in career.**


SINGLE GAME HIGHS

Rushing

Most Attempts: 15, at Chicago 11/7/93
Most Yards: 51, at Chicago 11/7/93
Longest Run: 21, 2 Times (Last: vs. Washington 10/29/89)
Most Touchdowns: 1, 7 Times (Last: at Cincinnati 11/24/91)
Longest Touchdown: 11, vs. New England 11/26/89

Receiving

Most Receptions: 6, at Denver 9/26/88
Most Yards: 121, at Denver 9/26/88
Longest Reception: 45, at Denver 12/4/88 (TD)
Most Touchdowns: 2, at Denver 9/26/88
Longest Touchdown: 42, at Denver 9/26/88



58 BOB SPITULSKI

LB

Height: 6-3 **Weight:** 235
College: Central Florida
NFL Experience: 3rd Year
How Acquired: Draft (3rd round 1992)
1993 Games Played/Started: 6/0
Career Games Played/Started: 10/0
Birthdate: September 10, 1969
Birthplace: Toledo, OH
Residence: Winter Springs, FL

1993: Saw action in the first six games as a reserve linebacker and as the starting middle linebacker in nickel situations. Suffered

a knee injury covering the opening kickoff at Detroit. Spent the rest of the season on injured reserve. Had five tackles on defense and two on special teams, according to unofficial press box statistics, prior to his injury.

CAREER: Seahawks third round 1992 draft choice. Has been limited to 10 games the past two seasons because of injuries. Can play either inside or outside linebacker. **1992:** Played the first four games as a reserve middle linebacker and special teams performer. Injured his shoulder against the Miami Dolphins on September 27 and missed the last 12 games on injured reserve. Was credited with three tackles on defense and one on special teams, according to unofficial press box statistics.


COLLEGE: Four-year letterman. Finished his career with 280 tackles, 45 tackles for loss, and 22 sacks. Added five fumble recoveries and four interceptions. Had 97 tackles, 18 tackles for loss, and 13 sacks in 1990, while starting 13 games at outside linebacker. Collected all four interceptions in 1991 along with 13 tackles for loss, and 67 tackles. Played defensive tackle in 1988 and had 72 tackles, eight tackles for loss and three sacks. Played in the East-West Shrine Game. Redshirted in 1987. Liberal Studies major.

PERSONAL: All-state selection in both football and wrestling at Bishop Moore High School in Orlando, Florida. Also lettered in baseball.

SPITULSKI'S NFL RECORD

Club	G/S	Defense							
		Tkl	So	Ast	T/L	QB	PD	FF	FR
1992 Seattle	4/0	4	4	0	0.0	0.0	0	0	0
1993 Seattle	6/0	7	4	3	0.0	0.0	1	0	0
NFL TOTAL	10/0	11	8	3	0.0	0.0	1	0	0

Totals include special teams statistics. Tackles for loss includes sacks.



94 ROD STEPHENS

LB

Height: 6-1

Weight: 237

College: Georgia Tech

NFL Experience: 6th Year

How Acquired: Free Agent (1990)

1993 Games Played/Started: 13/13

Career Games Played/Started: 59/18

Birthdate: June 14, 1966

Birthplace: Atlanta, GA

Residence: Atlanta, GA

1993: Won the starting job at middle linebacker during the preseason and opened 13-of-16 games. Missed two games, at Houston and versus Cleveland, with a dislocated elbow, and one, Phoenix, with an ankle injury. Team's third-leading tackler with 105, according to unofficial press box statistics, one tackle out of second and six off the lead, despite missing those three games. Added 8 tackles for loss, 2.5 sacks, and two safeties. Scored 10 points, the most by a Seattle defender since 1985. Forced and recovered a fumble at Cincinnati in the end zone with 4:38 left for the go-ahead score in a 19-10 win over the Bengals. Tied an NFL record with two safeties, one in the second Denver game on a sack, and the other at Los Angeles against the Raiders. Had half of Seattle's season total of four, which equalled the league record. Totaled four games with at least 10 tackles, topped by a personal high 15 in the second New England game. Returned from the elbow injury to have 13 tackles versus Denver, including the safety, and a forced fumble.

CAREER: Originally signed by the Seahawks as a free agent in 1989. Signed with the Denver Broncos under Plan B in 1990 and

was later re-signed by Seattle. Earned a roster spot with special teams play in 1991, and became the starter because of an injury with five games left in the 1992 season. **1989:** Played ten games with the Seahawks as a reserve. Spent the first two games on the developmental squad before being activated. Played the next six games before being inactive. Was waived and re-signed to the developmental squad for two games before being activated for the last four games. Credited with 10 special teams tackles. **1990:** Signed with Denver as a Plan B free agent on April 1 and was waived on August 23. Signed with the Seahawks on December 5. Played in the last four games and was credited with one special teams tackle. **1991:** Played 16 games as a short-yardage linebacker and special teams performer. Forced a fumble on the goal line and recovered a fumble at Cincinnati. Co-led in special teams tackles (12) and in tackles inside the 20 on kickoff coverage (4). **1992:** Played 16 games and started the last five at middle linebacker. Finished the season with 54 tackles, three-and-a-half tackles for loss, and a forced fumble on defense, and 11 tackles and a forced fumble on special teams, according to unofficial press box statistics. Had 34 of his tackle total as a starter. Forced a fumble on kickoff coverage at Los Angeles against the Raiders and on defense versus Philadelphia.

COLLEGE: Four-year letterman. Finished second in tackles in 1988 with 86 and had three tackles for loss and two forced fumbles. Registered 48 tackles in 1987, 62 in 1986, and nine in 1984. Redshirted in 1985. Ended his career with 205 tackles, eight tackles for loss, and five sacks. Majored in Textile Engineering.

PERSONAL: Lettered in football, basketball, and track at North Fulton High School in Atlanta, Georgia. Was planning to go to work as a baggage handler at Hartsfield Airport in Atlanta in 1990 when the Seahawks called. Full name is Rodrequis La'Vant Stephens.

STEPHENS' NFL RECORD

Defense

Club	G/S	Tkl	So	Ast	T/L	QB	PD	FF	FR
1989 Seattle	10/0	10	10	0	0.0	0.0	0	0	0
1990 Seattle	4/0	2	1	1	0.0	0.0	0	0	0
1991 Seattle	16/0	16	14	2	0.0	0.0	0	1	1
1992 Seattle	16/5	65	49	16	3.5	0.0	0	2	0
1993 Seattle	13/13	105	75	30	8.0	2.5	1	2	1
NFL TOTALS	59/18	198	149	49	11.5	2.5	1	5	2

Totals include special teams statistics. Tackles for loss includes sacks.


ADDITIONAL STATISTICS

Touchdowns: 1 FR (0 yards) in 1993.

Safeties: 2 in 1993.

PRONUNCIATION GUIDE

Brasher	bray-zure
Frerotte	fur-ott
Kasay	casey
Kegarise	keg-a-reese
Keim	kime
Mawae	ma-why
McCloughan	mick-clew-in
McGwire	ma-guire
Mirer	mire
Seegars	sea-gars
Spitulski	spit-tull-ski
Tofflemire	toffle-mire
Natu Tuatagaloa	na-too too-a-tag-a-low-ah
Tuten	toot-n



SINGLE GAME HIGHS

Defense

Tackles (Solos and Assists): 15, vs. New England 10/24/93 (9+6)

Tackles For Loss (Includes sacks): 2.0, vs. Denver 11/28/93

Sacks: 1.0, 2 Times (Last: vs. Denver 11/28/93)

Interceptions: None

Forced Fumbles: 1, 5 Times (Last: vs. Denver 11/28/93)

Fumble Recoveries: 1, 2 Times (Last: at Cincinnati 9/26/93 [TD])



38 MACK STRONG

FB

Height: 6-0

Weight: 221

College: Georgia

NFL Experience: 1st Year

How Acquired: Free Agent (1993)

1993 Games Played/Started: 0/0

Career Games Played/Started: 0/0

Birthdate: September 11, 1971

Birthplace: Fort Benning, GA

Residence: Bellevue, WA

1993: Spent the entire season on the practice squad after signing as a free agent on April 28. Waived on the final cutdown on September 4 and signed to the practice squad on the 6th.

COLLEGE: Four-year letterman and two-year starter. Offensive team captain as a senior. Rushed for a single-season high 358 yards on 63 carries, a 5.7 yard average, and three scores in 1992. Finished his career with 812 yards on 195 carries, a 4.2 average, and nine scores. Had six touchdowns on 67 carries in 1991. Added 35 career receptions for 400 yards, an 11.4 average, and one score. Sociology major.

PERSONAL: Football, basketball, and track letterman at Brookstone High School in Columbus, Georgia. Rushed for 4,414 yards and 83 touchdowns.



86 ROBB THOMAS

WR

Height: 5-11

Weight: 175

College: Oregon State

NFL Experience: 6th Year

How Acquired: Free Agent (1992)

1993 Games Played/Started: 16/0

Career Games Played/Started: 70/25

Birthdate: March 29, 1966

Birthplace: Portland, OR

Residence: Redmond, WA

1993: Played 16 games as a reserve wide receiver and special teams performer. Caught 7 passes for 67 yards and was credited with six special teams tackles, including 1.5 inside the 20 on kickoff coverage, according to unofficial press box statistics.

CAREER: Originally drafted on the sixth round by the Kansas City Chiefs in 1989. Played 39 games, starting 25, with the Chiefs in three seasons, catching 92 passes for 1,148 yards, a 12.5 average, and seven touchdowns. Added five receptions for 34 yards in three playoff contests. Was waived on September 2 and signed with Seattle on September 8 after a shoulder injury to Brian Blades. Has 18 receptions for 203 yards in 31 games for Seattle.

1989: Played the first eight games with one start, missing the last eight on injured reserve with a shoulder injury. Made his first start against Cincinnati on October 1, catching three passes for 23 yards, and scoring his first career touchdown on a five-yard pass from Ron Jaworski. **1990:** Started 12-of-16 games and also started the Chiefs playoff game at Miami. Finished second on the team in both receptions with 41 and receiving yards with 545. Added four touchdown catches. Caught at least three passes in seven games. Had a career-long 47-yard touchdown pass against Cleveland. Set a single-game high with seven receptions against Seattle on November 11. Caught one pass at Miami in the wild card game before spraining his knee. **1991:** Started 12-of-15 regular season games and both playoff contests. Led team in receptions with a career-high 43 and was second in yards with 495. Inactive against Cleveland with ankle sprain. Caught at least three passes in 9 of 12 starts. His 11-yard scoring reception provided the winning points in a 14-13 win at San Diego. Caught four passes for 19 yards in two playoff games. **1992:** Played the last 15 games after signing as a free agent on September 8. Caught 11 passes for 136 yards, a 12.4 yard per catch average. Had a season-high three

KINGDOME

The Kingdome, at a cost of \$67 million and with an expanded seating capacity of 66,400 for football, is the least expensive domed, air-conditioned stadium of its size in the world. Built on a 35.9-acre site in historic Pioneer Square, just south of Seattle's central business district, the walls of the Dome anchor the world's largest self-supporting concrete roof. The first professional football game in the Kingdome, August 1, 1976, between the Seahawks and San Francisco 49ers drew 60,825 fans. Since that time, the Seahawks have soldout 163 of their last 168 games, including preseason and postseason games, dating from 1978 to 1993. The Kingdome is also the home of the American League Seattle Mariners, who started play in 1977. Among other events held in the Kingdome have been the Auto Show, Big Seattle Boat Show, rock concerts, the 1977 AFC-NFC Pro Bowl, 1979 Major League Baseball All-Star Game, the 1984, 1989, and 1995 NCAA Final Four Basketball Championships, the 1987, 1988, 1991, and 1992 NCAA West Regional Finals, and the 1987 NBA All-Star Game.

receptions at Dallas, for 28 yards. Credited with eight special teams tackles, according to unofficial press box statistics.

COLLEGE: Four-year letterman and two-year starter. Earned first-team All-Pac-10 honors as a senior after earning second-team mention as a junior. Finished his career with school records for receptions (138), receiving yards (2,043), and was second with 18 receiving touchdowns. Caught 58 passes for 763 yards and six touchdowns as a senior. Had 58 for 851 yards and a school record-equalling 10 touchdowns as a junior. Yardage total was fifth-best in history. Had 230 yards and four scores on nine receptions against Akron in 1987. Finished his career with five 100-yard games, including 161 and 151 against UCLA and Southern California, respectively, in 1988. Also lettered in track in the 100, 200, long jump and high jump. Majored in Business.

PERSONAL: Football, baseball and track letterman at Corvallis High School in Corvallis, Oregon. Team won the Oregon AAA football title as a senior. Finished second in the 100 meters and long jump at the state track meet. His father, Aaron, was a fourth-round draft choice of the San Francisco 49ers in 1961 and a 16th round choice of the Dallas Texans of the American Football League. Aaron Thomas played two seasons with the 49ers (1961-62), nine (1962-70) with the New York Giants, and played in the Pro Bowl after the 1965 season. Robb and his wife, Melinda (4/14/90), have a son, Cole Morgan (3/30/94).

THOMAS' NFL RECORD

		Receiving				
Club	G/S	No	Yds	Avg	LG	TD
1989 Kansas City	8/1	8	58	7.3	12	2
1990 Kansas City	16/12	41	545	13.3	47t	4
1991 Kansas City	15/12	43	495	11.5	39	1
1992 Seattle	15/0	11	136	12.4	31	0
1993 Seattle	16/0	7	67	9.6	16	0
SEATTLE TOTALS	31/0	18	203	11.3	31	0
NFL TOTALS	70/25	110	1301	11.8	47t	7

SINGLE GAME HIGHS

Receiving

Most Receptions: 7, 2 Times (Last: vs. Denver 11/17/91)

Most Yards: 89, vs. Denver 11/17/91

Longest Reception: 47, vs. Cleveland 9/30/90 (TD)

Most Touchdowns: 1, 7 Times (Last: at San Diego 9/29/91)

Longest Touchdown: 47, vs. Cleveland 9/30/90



56 JOE TOFFLEMIRE

C

Height: 6-2

Weight: 273

College: Arizona

NFL Experience: 6th Year

How Acquired: Draft (2nd round 1989)

1993 Games Played/Started: 0/0

Career Games Played/Started: 32/16

Birthdate: July 7, 1965

Birthplace: Los Angeles, CA

Residence: Issaquah, WA

1993: Active for 13-of-16 games, but did not play. Was not active for the season's first two games and at Denver. Hampered during the preseason with a shoulder injury.


CAREER: Second-round 1989 draft choice who overcame a back injury that forced him to miss almost all of the 1991 season to become the starting center in 1992. **1989:** Active for 16 games, but did not play. **1990:** Played 16 games as a special teams performer. Saw his first action at center against the Raiders in Los Angeles. Also played center at Green Bay and at Miami. **1991:**

Spent the first 15 weeks on injured reserve with a training camp back injury. Activated for the Los Angeles Rams game after a knee injury sidelined Grant Feasel, but did not play. **1992:** Won the starting center job in the preseason and started all 16 games.

COLLEGE: Four-year starter and three-time first-team All-Pac-10 choice. Second-team choice as a freshman. Morris Trophy winner in 1988 as conference offensive lineman of the year, as voted by the defensive linemen. Second-team All-America as a senior as selected by College and Pro Football Weekly. Entered college as an outside linebacker. Redshirted in 1984 and switched to center during spring practice. Graduated with a degree in Real Estate.

PERSONAL: Lettered in football at Post Falls High School in Post Falls, Idaho. His younger brother, Paul, took over at center after Joe's graduation and lettered four seasons, starting three. Joe and his wife, Michele (2/17/90), have a son, Michael (3/28/92).

Career Games Played/Started: 1989 (Seattle) - 0/0; 1990 (Seattle) - 16/0; 1991 (Seattle) - 0/0; 1992 (Seattle) - 16/16; 1993 (Seattle) - 0/0; **Career - 32/16.**



99 NATU TUATAGALOA DE

Height: 6-4

Weight: 274

College: California

NFL Experience: 6th Year

How Acquired: Free Agent (1992)

1993 Games Played/Started: 16/15

Career Games Played/Started: 76/26

Birthdate: May 25, 1966

Birthplace: San Francisco, CA

Residence: San Rafael, CA

1993: Played 16 games at right defensive end, starting 15. Did not start at Houston when the Seahawks opened in a nickel alignment. Finished the season with 32 tackles, 8.5 tackles for loss, and 3.5 sacks, according to unofficial press box statistics. Had a season-high 5 tackles against Phoenix and had four in two other games. Credited with 2 tackles for loss at San Diego and 1.5 sacks at Cincinnati.

CAREER: Originally drafted by the Bengals on the fifth round in 1989. Played 46 games with 11 starts and was credited with 46 tackles and 9 sacks with Cincinnati. Rights were relinquished on September 11, 1992, and was signed by Seattle as a free agent on September 16. **1989:** Played in 14 games as a reserve, spending two games inactive. Credited with seven tackles, two-and-a-half sacks, and two special teams tackles. **1990:** Played 16 games, starting seven. Credited with 24 tackles, four-and-a-half sacks, and two opponent fumble recoveries. **1991:** Played 16 games, starting four. Had 15 tackles and two sacks. **1992:** Played the last 14 games as a reserve defensive lineman after signing as a free agent on September 16. Finished the season with 16 tackles, three sacks, and four tackles for loss, according to unofficial press box statistics. Had a sack at New England in his first game. Intercepted his first career pass against the Philadelphia Eagles on December 13. Had a key end zone pass defense at Pittsburgh during a goal line stand.

COLLEGE: Four-year letterman and three-year starter. Team captain as a senior. Finished his career with 240 tackles, a school-record 18.5 sacks, 31 tackles for loss, and five fumble recoveries. Had 87 tackles, 12 tackles for loss and 5.5 sacks in 1986. Totaled 67 tackles in 1987 and 64, with 11 tackles for loss, and 7.5 sacks, in 1988. Redshirted in 1984. Graduated with a degree in History.

PERSONAL: Attended San Rafael High School in San Rafael, California, lettering in football, basketball, track, and boxing. Was a

National Football Foundation Scholar/Athlete as a senior. His father was an outstanding rugby player in Samoa and his mother trained for the Olympics as a swimmer for The Netherlands. Is chairman of Pacific Rim Environmental Services. Full name is Gerardus Mauritius Natuistasina Tuatagaloa. Name is pronounced nah-TOO TOO-a-TAG-a-LOW-uh. Has a daughter, Tianna Christine (10/11/86).

TUATAGALOA'S NFL RECORD

SEATTLE'S NFL RECORD										
		Defense								
	Club	G/S	Tkl	So	Ast	T/L	QB	PD	FF	FR
1989	Cincinnati	14/0	7	6	1	n/a	2.5	n/a	0	0
1990	Cincinnati	16/7	24	17	7	n/a	4.5	n/a	0	2
1991	Cincinnati	16/4	15	14	1	n/a	2.0	n/a	0	0
1992	Seattle	14/0	16	12	4	4.0	3.0	3	0	0
1993	Seattle	16/15	32	23	9	8.5	3.5	0	0	1
SEATTLE TOTALS		30/15	48	35	13	12.5	6.5	3	0	1
NFL TOTALS		76/26	94	72	22	n/a	15.5	n/a	0	3

Seattle Totals include special teams statistics. Tackles for Loss includes sacks.

ADDITIONAL STATISTICS

Interceptions: 1 in 1992.

Special Teams Tackles: 2 in 1989; 4 in 1990; 1 in 1991; 7 career.

Playoff Games Played/Started: 1990 (Cincinnati) - 1/0.



14 RICK TUTEN

P

Height: 6-2

Weight: 218

College: Florida State

NFL Experience: 6th Year

How Acquired: Free Agent (1991)

1993 Games Played/Started: 16/0

Career Games Played/Started: 58/0

Birthdate: January 5, 1965

Birthplace: Perry, FL

Residence: Ocala, FL

1993: Set a new franchise punting average record for the third consecutive season. Averaged 44.5 yards on 90 punts to better his 1992 average of 44.1 and his 1991 mark of 43.0. Ranked third in the AFC and fourth in the NFL in gross average. Was second in the conference and sixth in the league in net average at 37.3, second in team history only to his 38.7 in 1992. Had 21 punts downed inside the 20, tying for fourth in the conference and 10th in the league. Set a single-game mark with 12 punts in the second Denver game. Included were two punts of over 60 yards, the first Seattle punter to have two 60-plus yard punts in the same game, and four punts inside the 20. Had 8 punts of at least 55 yards. Averaged 38.9 yards on his first 28 punts of the season (five games) and 47.1 on his last 62. Topped 50.0 yards per punt (minimum 4 punts) in three games, topped by a 51.4 mark on five punts at Houston. Had a season-long 64-yard punt in the first Kansas City game. AFC Special Teams Player of the Week for the second San Diego game, after averaged 37.0 on 7 punts with a 35.6 net and 3 inside the 20. Suffered the first blocked punt of his career and the first versus the Seahawks since 1989 at Kansas City.

ONE FOR 100

Seahawks head coach Tom Flores needs one regular season win in 1994 to record his 100th NFL victory. Flores enters the season with a 99-80-0 (55.3%) overall record, including a 91-77-0 (54.2%) regular season record and an 8-3 (72.7%) postseason mark. In league history, only 22 coaches have amassed 100 career wins

CAREER: Signed as a free agent with the San Diego Chargers in 1988 and the Washington Redskins in 1989, but was released prior to the regular season in each case. Has seen regular season action with the Philadelphia Eagles in 1989 and Buffalo Bills in 1990, in addition to the Seahawks. Stands alone at the top of the Seahawks punting records after signing as a free agent on October 9, 1991. Ranks first in career average (44.02), while holding the top three single season averages (44.52 in 1993, 44.07 in 1992, and 42.98 in 1991), and the top six single game averages. Possesses the top three season net averages (38.7 in 1992, 37.3 in 1993, and 36.9 in 1991) and ranks first in single season punts inside the 20 (29 in 1992) and in one game with five. Has 7 of the 16 punts of at least 60 yards in franchise history, including two-of-the-top-three. Has had only one block in 307 punts. **1989:** Signed as a free agent with the Philadelphia Eagles for the last two regular season games and averaged 36.6 on seven punts. Played in the wild card playoff game and averaged 38.4 on eight punts. **1990:** Signed with the Buffalo Bills in March as a Plan B Free Agent. Was waived by Buffalo on August 20 and re-signed on September 19. Punted in 14 games, averaging 39.8 yards, with 12 inside the 20 yard line. Played in all three postseason games, including Super Bowl XXV against the New York Giants. Averaged 39.4 yards on nine punts and had one tackle against the Giants. **1991:** Signed as a free agent by Seattle on October 9 after being waived by the Bills on August 20. Third of three punters used during the season. Established new team single-season records with a 43.0 gross average and a 36.9 net average. Ranked second in the AFC in net and was fifth in gross. Averaged 45.8 on five punts, with a career-best long of 60, against the Los Angeles Raiders in his first game. **1992:** Set single-season team records for punts (108), gross punting average (44.1), net punting average (38.7), and punts inside the 20 (29). Set a single-game mark with a 52.5 yard average on six punts at San Diego on October 4. Tied the record for most punts in a game with 11 versus the Philadelphia Eagles (overtime) and for most punts inside the 20 with five versus Denver on November 30. The 108 punts led the NFL and equalled the third-highest single-season effort in NFL history. Finished first in the NFL in 1990's. Was second in net average and third in gross average in the AFC. His 65-yard punt at Dallas on October 11 was the longest of his career and one of 10 punts of at least 55 yards.

RADIO NETWORK

For the 19th consecutive season, KIRO Newsradio 710 will serve as the flagship station of the Seahawks Radio Network. Steve Thomas enters into his second full season of calling the play-by-play, with analysis from former Seahawks wide receiver Steve Raible, who's in his 13th season. Wayne Cody, enters into his 19th season on the broadcast team, and will host the pregame and postgame shows, along with Jeff Aaron. As of July 1, the following stations comprise the Seahawks 1994 Radio Network.

In Washington: KIRO, Seattle; KXRO, Aberdeen; KPUG, Bellingham; KITI, Centralia; KCVL, Colville; KXLE, Ellensburg; KVAC, Forks; KEYG, Grand Coulee; KLOG, Kelso; KBSN, Moses Lake; KBRC, Mount Vernon; KGY, Olympia; KOMW, Omak; KONP, Port Angeles; KQQQ, Pullman; KMAS, Shelton; KXLY, Spokane; KONA, Tri Cities; KUJ, Walla Walla; KPQ, Wenatchee; and KIT, Yakima. In Oregon: KRXT, Albany; KAST-FM, Astoria; KIHR, Hood River; KNPT, Newport; KFXX Portland; KPRB, Redmond. In Idaho: KFXD, Boise; KSKI -FM, Hailey; KRLC, Lewiston. In Montana: KGEZ, Kalispell; KBSR, Billings. In Alaska: KENI, Anchorage; KLAM, Cordova; KAKQ-FM, Fairbanks; KINY, Juneau; KZXX, Kenai; KTKN, Ketchikan; KVOK, Kodiak; KRSA, Petersburg; KSWD, Seward; KVAK, Valdez. In Indiana, WKAM, Goshen.

HONORS: *1992, Second-Team All-NFL (College and Pro Football Newsweekly); Desenex Golden Foot Award. 1993, AFC Special Teams Player of Week 5 (vs. San Diego).*

COLLEGE: Two-year letterman at Florida State after lettering two seasons, 1983-84, at the University of Miami. Averaged 38.9 yards on 37 punts as a senior. Had a 41.6 average on 38 punts at Miami in 1984, the fourth-highest single-season average in school history.

PERSONAL: Attended Forest High School in Ocala, Florida. Rick and his wife, Nancy (4/20/90), have a daughter, Kinley (6/1/92), and a son, Chase (1/21/94).

TUTEN'S NFL RECORD

		Punting								
	Club	G/S	No	Yds	Avg	Net	LG	I20	TB	Bk
1989	Philadelphia	2/0	7	256	36.6	33.6	45	1	1	0
1990	Buffalo	14/0	53	2107	39.8	34.2	55	12	4	0
1991	Seattle	10/0	49	2106	43.0	36.9	60	8	3	0
1992	Seattle	16/0	#*108	#*4760	44.1	*38.7	65	*29	8	0
1993	Seattle	16/0	90	4007	*44.5	37.3	64	21	7	1
SEATTLE TOTALS		42/0	247	10873	*44.0	*38.0	65	58	18	1
NFL TOTALS		58/0	307	13236	43.1	37.2	65	71	23	1

SINGLE GAME HIGHS

Punting

Most Punts: *12, vs. Denver 11/28/93

Most Yards: *559, vs. Denver 11/28/93


Highest Average (Min. 3 Punts): *52.5, at San Diego 10/4/92 (6-315)

Highest Net Average (Min. 3 Punts): *45.5, at San Diego 10/4/92 (6-273)

Longest Punt: 65, at Dallas 10/11/92

Most Inside the 20: +5, vs. Denver 11/22/92 (OT)

*Team Record; + Equals Team Record; # Led NFL



22 JON VAUGHN

RB

Height: 5-9

Weight: 203

College: Michigan

NFL Experience: 4th Year

How Acquired: Trade (New Eng. 1993)

1993 Games Played/Started: 16/2

Career Games Played/Started: 48/9

Birthdate: March 12, 1970

Birthplace: Florissant, MO

Residence: Seattle, WA

1993: Played 16 games, starting the last two, at running back after being acquired from the New England Patriots on August 25 in exchange for a sixth-round 1994 draft choice. Made his first start for an injured Chris Warren (abdominal muscle) against Pittsburgh and rushed for a career high 131 yards on 26 carries. The 26 carries were a personal high as was a 37-yard run. Started the next week at Kansas City but was hampered by a hyperextended knee. Used all season as a kickoff returner and averaged 17.5 yards on 16 returns.

CAREER: Drafted by the Patriots in the fifth round of the 1991 draft. Played 32 games, starting seven, and rushed for 597 yards on 144 carries, a 4.1 yard average, and three touchdowns. Has two 100-yard games, 1992 versus the New York Jets and 1993 against Pittsburgh. Added 21 receptions for 165 yards. Returned 54 kickoffs for a 23.7 yard average, including an NFL-leading 28.2 mark on 20 returns in 1992. Returned two for touchdowns, one a 99-yarder in 1991 and the other a 100-yarder in 1992. **1991:** Played 16 games, starting two. Ranked fifth in the AFC with a 21.1 yard average on 34 kickoff returns. Had a 99-yard touchdown return versus Phoenix, the third-longest return in team history. Threw a 13-yard touchdown pass to Marv Cook against Houston.

Rushed for two touchdowns versus the New York Jets on November 17. Started at both fullback and wingback. **1992:** Played 16 games and started five. Led team in rushing with 451 yards on 113 carries, a 4.0 average, and scored one touchdown. Made first start against Indianapolis and rushed for 88 yards. Recorded his first 100-yard game (110) against the New York Jets on November 22. Caught 13 passes for 84 yards. Led the entire NFL with a 28.2 yard kickoff return average, returning 20 kickoffs for 564 yards. Included was a 100-yard touchdown at Cincinnati on December 20.

COLLEGE: Two-year letterman who declared for the draft with two years of eligibility remaining. First-team All-Big Ten as a sophomore after rushing for 1,364 yards on 216 carries, a 6.3 yard average, and nine touchdowns. Finished second in the conference in rushing and 11th in the nation averaging 112.4 yards per game. Became the first player in school history to have back-to-back 200-yard rushing games with 201 on 22 carries against Notre Dame and 288 on 38 versus UCLA in the first two games of the 1990 season. The 288 yards was the second highest total in team history. Redshirted in 1988 and played as a reserve in 1989. Enrolled in the College of Arts and Sciences.

PERSONAL: Football and track letterman at McCluer North High School in Florissant, Missouri. Played both running back and defensive back in football and was part of the school's state championship 4x100-meter relay team. Captured the 100-meter dash at the 1986 Junior Olympics in 10.2 seconds. Owns his own company, Rush 24, Inc., which specializes in investments and business. Jon and his wife, Stephanie, live in Seattle.

VAUGHN'S NFL RECORD

Rushing

Club	G/S	Att	Yds	Avg	LG	TD
1991 New England	16/2	31	146	4.7	23	2
1992 New England	16/5	113	451	4.0	36	1
1993 Seattle	16/2	36	153	4.3	37	0
NFL TOTALS	48/9	180	750	4.2	37	3

Receiving


Club	G/S	No	Yds	Avg	LG	TD
1991 New England	16/2	8	81	10.1	32	0
1992 New England	16/5	13	84	6.5	28	0
1993 Seattle	16/2	0	0	0.0	0	0
NFL TOTALS	48/9	21	165	7.9	32	0

Kickoff Returns

Club	G/S	No	Yds	Avg	LG	TD
1991 New England	16/2	34	717	21.1	99t	1
1992 New England	16/5	20	564	28.2	100t	1
1993 Seattle	16/2	16	280	17.5	31	0
NFL TOTALS	48/9	70	1561	22.3	100t	2

ADDITIONAL STATISTICS

Passing: 2 attempts, 1 completion, for 13 yards and a touchdown in 1991.



42 CHRIS WARREN

RB

Height: 6-2

Weight: 226

College: Ferrum

NFL Experience: 5th Year

How Acquired: Draft (4th round 1990)

1993 Games Played/Started: 14/14

Career Games Played/Started: 62/31

Birthdate: January 24, 1967

Birthplace: Silver Springs, MD

Residence: Fairfax, VA

1993: Started the first 14 games at running back and played in his first Pro Bowl after the season. Inactive the last two games with an

abdominal injury, but topped 1,000 yards for the second straight season, only the second time that's occurred in franchise history. Finished the season third in the AFC in rushing with a career-high 1,072 yards on 238 carries, only 16 yards out of second. Seahawks led the AFC in rushing averaging 125.9 yards per game. Was eighth in total yards from scrimmage with 1,171. Had three 100-yard rushing games, 174 on a franchise record 36 carries at New England, 168 on 27 carries versus Phoenix, and 112 on 24 attempts versus Cleveland. Totaled 107 of his 112 yards against the Browns in the second half. The 174 yards was a personal best and the fourth best total in team history and earned him AFC Offensive Player of the Week honors. Also had 95 yards in the second Denver game. Tied for fifth in the AFC with 7 rushing touchdowns. Had a 45-yard touchdown run on Seattle's second play of the Phoenix game. That concluded a three-game streak with at least one rushing touchdown, a streak that carries over to 1994. Caught 15 passes for 99 yards. Rushed for a game-high 64 yards on four carries for the AFC in the Pro Bowl.

CAREER: Drafted by Seattle on the fourth round in 1990 and was used primarily as a punt and kickoff returner his first two seasons before becoming the starting running back. In just two seasons as the starter he's moved into fourth in rushing yards (2,113) and attempts (478). He's tied for second with six 100-yard games, and his three each in 1992 and 1993 equals the third most in a single-season. Is fourth in average per carry (4.12) and eighth in rushing touchdowns (8). Has three (third, fifth, and sixth) of the top six single game yardage marks, topped by a 174-yard effort at New England in 1993. His 36 carries that game set records for most rushing attempts and most combined attempts. Ranks fifth with 4,966 combined yards. Is second in both combined kick returns (180) and return yards (2,613) to Bobby Joe Edmonds (190-3,238). Ranks first in punt returns (94) and fair catches (60) and is one of only four players in team history to return a punt for a touchdown with a 59-yard return against Indianapolis in 1991. Is third in average (8.71), first in single season fair catches (25 in 1992) and co-holds the record for one game (5). Ranks second in kickoff returns (86) and yards (1,794) again to Edmonds (101-2,228).

1990: Played 16 games as a reserve running back and kick returner. Only player in the NFL to rank in the top five in both punt returns and kickoff returns. Averaged 9.6 on 28 punts to rank third in the AFC and 20.8 on 23 kickoffs to rank fourth. Had a 71-yard kickoff return at Denver, the longest non-scoring play in team history. Set a team single-season record with 16 fair catches, including four at San Diego. Tallied the Seahawks only touchdown on a one-yard run in a 13-10 overtime win over Houston. **1991:**

Played 16 games as a reserve running back and kick returner. Made his first career start at running back at Pittsburgh and gained 13 yards on 11 carries in a 27-7 win. Had not carried the ball prior to that game and did not carry it after. Ranked third in the AFC in kickoff returns with a 22.6 yard average, including a 55-yard return against San Diego. Had two other returns of over 40 yards. Finished fourth in punt returns with a 9.3 yard average. Became the fourth player in team history to return a punt for a touchdown with a 59-yarder against Indianapolis. It was Seattle's first touchdown return since 1986. Set a single-season mark with 19 fair catches and tied the one-game mark of five against Pittsburgh.

HIGHLIGHT VIDEO

The Seattle Seahawks 1993 highlight video, "Back On Track," is available to groups through the Seahawks Public Relations Department. Groups wishing to view the VHS format video should contact Charlotte Kores at the Seahawks Headquarters, 11220 N.E. 53rd. Street, Kirkland, WA, 98033, or call (206) 827-9777.



1992: Took over as the starting running back in the preseason and proceeded to become only the second player in team history to rush for over 1,000 yards in a single season. Started 16 games and totaled 1,017 yards on 223 carries, a 4.6 yard average, and three touchdowns. Entered the season having gained only 24 career yards on 17 carries. Became one of only eight players in league history to rush for 1,000 yards on a team that won two or fewer games. Had three 100-yard games; 124 at New England, 103 versus the Washington Redskins, and 156 against the Kansas City Chiefs. Also had 97 yards at Denver. Became the first player since 1988 to have three 100-yard games in the same season. Went over the 1,000-yard mark on a 30-yard touchdown run versus San Diego on December 27, but suffered a concussion on his second carry after the scoring run and missed the rest of the game. Had totaled 66 yards on five carries before the injury. Finished fifth in the AFC in rushing and was also fifth in total yards from scrimmage with 1,151, including 134 on 16 pass receptions. Was ninth in kickoff returns with an 18.7 yard average on 28 returns. Set a team record with 1,927 all-purpose yards, 1,017 rushing, 134 receiving, 252 on punt returns, and 524 on kickoff returns, breaking Curt Warner's 1986 mark of 1,822. Had over 100 all-purpose yards in 11-of-16 games, topped by a 191-yard effort against Miami. Returned 34 punts, upping his career total to a team record 94. Also set a single-season record with 25 fair catches, which increased his own career record to 60.

HONORS: *1990, First-team All-Rookie (Pro Football Weekly, College and Pro Football Newsweekly). 1991, First-team All-AFC (Football News). 1993, AFC Pro Bowl squad; AFC Offensive Player of Week 3 (at New England).*

COLLEGE: School's all-time leader with 4,583 all-purpose yards, despite playing only two seasons. Originally attended the University of Virginia as a defensive back and switched to running back as a sophomore. Transferred to Ferrum prior to his junior season. First-team All-Eastern Collegiate Athletic Conference in 1989 and a Football News first-team All-America in 1988. *Roanoke Times & World-News* State College Division Offensive Player of the Year in 1988 and 1989. Finished his career with 3,121 rushing yards, averaged 13.0 yards on 81 punt returns, and 23.3 yards on 54 kickoff returns. Added 60 receptions for a 14.9 yard average and five scores. Had 1,265 yards on 163 carries with 15 touchdowns in 1989 after setting a school record with 1,443 yards on 166 carries and 17 touchdowns as a junior. Led the nation averaging 23.4 yards on 18 punt returns in 1989 and tied an NCAA Division III record with four punt return touchdowns. Had eight total touchdowns of over 50 yards as a senior, including an 80-yard punt return and 92-yard kickoff return for scores against Guilford. Also threw a 66-yard scoring pass. Had 12 career 100-yard games, including seven as a junior. Set the school record with 235 yards, including an 85-yard scoring run, against Rhodes in the 1988 playoffs. Gained 207 yards, aided by a school record 90-yard touchdown run, against Emory and Henry in 1989. Started four-of-seven games at running back for Virginia in 1986. Rushed for 380 yards and accounted for 131.5 all-purpose yards per game after switching to running back after spring practice. Second in voting for the Atlantic Coast Conference Rookie of the Year in 1985 after recording 38 tackles and one interception. Majored in Physical Education.

PERSONAL: Lettered in football, basketball, baseball, and track at Robinson High School in Burke, Virginia. Finished third in the "NFL Run to Daylight Challenge" on June 12, 1994.

WARREN'S NFL RECORD

Rushing

	Club	G/S	Att	Yds	Avg	LG	TD
1990	Seattle	16/0	6	11	1.8	4	1
1991	Seattle	16/1	11	13	1.2	7	0
1992	Seattle	16/16	223	1017	4.6	52	3
1993	Seattle	14/14	238	1072	3.9	45	7
NFL TOTALS		62/31	478	2113	4.4	52	11

Receiving

	Club	G/S	No	Yds	Avg	LG	TD
1990	Seattle	16/0	0	0	0.0	0	0
1991	Seattle	16/1	2	9	4.5	12	0
1992	Seattle	16/16	16	134	8.4	33	0
1993	Seattle	14/14	15	99	6.6	21	0
NFL TOTALS		62/31	33	242	7.3	33	0

Punt Returns

	Club	G/S	No	FC	Yds	Avg	LG	TD
1990	Seattle	16/0	28	16	269	9.6	39	0
1991	Seattle	16/1	32	19	298	9.3	59t	1
1992	Seattle	16/16	34	25	252	7.4	16	0
1993	Seattle	14/14	0	0	0	0.0	0	0
NFL TOTALS		62/31	94	60	819	8.7	59t	1

Kickoff Returns

	Club	G/S	No	Yds	Avg	LG	TD
1990	Seattle	16/0	23	478	20.8	71	0
1991	Seattle	16/1	35	792	22.6	55	0
1992	Seattle	16/16	28	524	18.7	34	0
1993	Seattle	14/14	0	0	0.0	0	0
NFL TOTALS		62/31	86	1794	20.9	71	0

ADDITIONAL STATISTICS

Special Teams Tackles: 9 (8 solo/1 assist) in 1990; 12 (10/2) in 1991; 21 (18/3) in career.

Special Teams Forced Fumbles: 2 in 1990; 1 in 1991; 3 in career.

Special Teams Fumbles Recoveries: 1 in 1990.

SINGLE GAME HIGHS

Rushing

Most Attempts: *36, at New England 9/19/93

Most Yards: 174, at New England 9/19/93

Longest Run: 52, at San Diego 10/4/92

Most Touchdowns: 1, 11 Times (Last: vs. Phoenix 12/19/93)

Longest Touchdown: 45, vs. Phoenix 12/19/93

Receiving

Most Receptions: 4, 3 Times (Last: vs. L.A. Raiders 9/12/93)

Most Yards: 61, vs. L.A. Raiders 9/12/93

Longest Reception: 33, vs. Cincinnati 9/6/92

Most Touchdowns: None

Longest Touchdown: None

* Team Record

WARREN'S 100-YARD GAMES

Date	Opponent	Att	Yds	Avg	LG	TD
09/20/92	at New England	24	122	5.1	24	1
11/08/92	Washington	19	103	5.4	36	0
11/22/92	Kansas City	20	154	7.7	35	1
09/19/93	at New England	36	174	4.8	17	1
11/14/93	Cleveland	24	112	4.7	20	0
12/19/93	Phoenix	27	168	6.2	45	1

WARREN GAME BY GAME

1990	Opponent	Att	Yds	Avg	LG	TD
12/02	Houston	5	10	2.0	4	1
12/23	Denver	1	1	1.0	1	0
TOTALS (16/0)		6	11	1.8	4	1


1991	Opponent	Att	Yds	Avg	LG	TD
10/20	at Pittsburgh	11	13	1.2	7	0
TOTALS (16/1)		11	13	1.2	7	0

1992	Opponent	Att	Yds	Avg	LG	TD
09/06	Cincinnati	14	49	3.5	8	0
09/13	at Kansas City	12	53	4.4	10	0
09/20	at New England	24	122	5.1	24	1
09/27	Miami	13	47	3.6	11	0
10/04	at San Diego	13	76	5.8	52	0
10/11	at Dallas	7	14	2.0	7	0
10/18	L.A. Raiders	6	18	3.0	5	0
10/25	at N.Y. Giants	10	29	2.9	11	0
11/08	Washington	19	103	5.4	36	0
11/15	at L.A. Raiders	15	63	4.2	16	0
11/22	Kansas City	20	154	7.7	35	1
11/30	Denver	16	34	2.1	7	0
12/06	at Pittsburgh	14	43	3.1	15	0
12/13	Philadelphia	19	49	2.6	9	0
12/20	at Denver	16	97	6.1	22	0
12/27	San Diego	5	66	13.2	31	1
TOTALS (16/16)		223	1017	4.6	52	3

1993	Opponent	Att	Yds	Avg	LG	TD
09/05	at San Diego	12	38	3.2	12	0
09/12	L.A. Raiders	20	76	3.8	16	1
09/19	at New England	36	174	4.8	17	1
09/26	at Cincinnati	19	75	3.9	13	0
10/03	San Diego	23	32	1.4	11	1
10/17	at Detroit	15	37	2.5	11	0
10/24	New England	12	26	2.2	4	0
10/31	at Denver	14	53	3.8	16	0
11/07	at Houston	13	54	4.2	10	1
11/14	Cleveland	24	112	4.7	20	0
11/28	Denver	19	95	5.0	18	0
12/05	Kansas City	18	59	3.3	15	1
12/12	at L.A. Raiders	21	73	3.5	13	1
12/19	Phoenix	27	168	6.2	45	1
12/26	Pittsburgh	DNP (abdominal muscle pull)				
01/02	at Kansas City	DNP (abdominal muscle pull)				
TOTALS (14/14)		273	1072	3.9	45	7

CAREER (62/31)	513	2113	4.1	52	11
-----------------------	------------	-------------	------------	-----------	-----------

Bold italics indicates single-game highs



88 TERRENCE WARREN WR

Height: 6-1 **Weight:** 200
College: Hampton University
NFL Experience: 2nd Year
How Acquired: Draft (5th round 1993)
1993 Games Played/Started: 2/0
Career Games Played/Started: 2/0
Birthdate: August 2, 1969
Birthplace: Suffolk, VA
Residence: Suffolk, VA

1993: Active for two games, Cleveland and Phoenix, seeing action on special teams. Seattle's fifth-round draft choice.

COLLEGE: Three-year letterman. Finished his career with 27 receptions for 698 yards, a 25.8 yard average, and six touchdowns. Rushed 51 times for 482 yards, a 9.4 yard average, and seven scores. Had 14 receptions for 383 yards, a 27.4 yard average, with five touchdowns, 198 yards rushing and four scores on 20 attempts, and a 24.0 kickoff return average, including an 88-yard touchdown in 1992. Totaled 212 all-purpose yards, including two touchdowns, in a 55-23 win over Virginia State. Two-time, 1990 and 1991, NCAA Division II national champion in the 200-meter dash. Has a personal best of 20.42. Gold medalist in the 4x400 relay in the 1991 Olympic Festival. Finished seventh in the 1992 Olympic Trials 200-meter quarterfinals. Majored in Physical Therapy.

PERSONAL: Football and track letterman at John F. Kennedy High School in Suffolk, Virginia.

Career Games Played/Started: 1993 (Seattle) - 2/0.



95 DEAN WELLS LB

Height: 6-3 **Weight:** 238
College: Kentucky
NFL Experience: 2nd Year
How Acquired: Draft (4th round 1993)
1993 Games Played/Started: 14/1
Career Games Played/Started: 14/1
Birthdate: July 20, 1970
Birthplace: Louisville, KY
Residence: Louisville, KY

1993: Played 14 games and started at Houston in the nickel defense. Inactive against Cleveland and Denver due to a foot injury. Finished the season with 15 tackles and two tackles for loss on defense and 11 tackles on special teams, according to unofficial press box statistics. Had a single-game high three tackles three times. Credited with three special teams tackles in the second New England game. Can play all three linebacker positions. Seattle's fourth-round draft choice.

COLLEGE: Four-year letterman and three-year starter. Four-time first-team All-Southeastern Conference All-Academic choice. Second player in school history to be a four-time all-academic pick. Finished his career with 206 total tackles, 26 tackles for loss, 17 quarterback sacks, and four blocked kicks, two punts and two field goals. Holds school records for most sacks in a season with 10 and in a game with five versus Indiana, both in 1992. Established career highs in 1992 with 71 tackles, 15 tackles for loss, and 10 sacks. Played both strong outside linebacker and defensive tackle as a junior and was credited with 43 tackles and four sacks. Co-Defensive Lineman of the Year as a sophomore after registering 68 tackles. Redshirted in 1988. Played in the Blue-Gray and Senior

Bowls after his senior season. Graduated at the end of the 1992 spring semester with a degree in Marketing.

PERSONAL: Lettered in football, basketball, and track at Holy Cross High School in Louisville, Kentucky. Team captain in football and a National Honor Society member. Has been active with the DARE program, Big Buddies, Kentucky Special Olympics, and SMART (Science Math Achievement Rising Talent).

WELLS' NFL RECORD

Club	G/S	Defense				T/L	QB	PD	FF	FR
		Tkl	So	Ast						
1993 Seattle	14/1	26	23	3		2.0	0.0	0	0	0
NFL TOTALS	14/1	26	23	3		2.0	0.0	0	0	0

Totals include special teams statistics. Tackles for loss includes sacks.



66 BRENT WILLIAMS DE

Height: 6-4

Weight: 285

College: Toledo

NFL Experience: 9th Year

How Acquired: UFA (New England '94)

1993 Games Played/Started: 13/2

Career Games Played/Started: 121/102

Birthdate: October 23, 1964

Birthplace: Flint, MI

Residence: North Easton, MA

1994: Signed as an unrestricted free agent on May 5.

CAREER: Played 121 games, starting 102, over the past eight seasons with the New England Patriots. Was the Patriots seventh-round 1986 draft choice. Ranks fourth in New England history in quarterback sacks with 43. Led team in sacks three straight seasons, 1988-90. Was credited with 426 total tackles, and 10 fumble recoveries. Returned two of the fumbles for touchdowns. Started games at left end (53), right end (46), nose tackle (2), and defensive tackle (1), while with the Patriots and had a streak of 64 consecutive starts from 1988-91. **1986:** Started 16 regular season and one postseason game at left end, earning first-team All-Rookie honors. Led team in fumble recoveries with four, including one he returned 21 yards for the winning score with 3:46 left at New Orleans on November 30. Recovered fumbles in each of his first two games. Finished the season with 43 tackles and added one in the postseason. **1987:** Appeared in all 12 games played by the regulars and started five at left end. Credited with 17 tackles. **1988:** Started 16 games, the first two at nose tackle and the last 14 at left end. Starts at nose tackle were his first since his freshman year in college. Led team and tied for tenth in the NFL with eight sacks. Had two sacks against the New York Jets on September 4. Led all defensive linemen in tackles with 56. **1989:** Started 16 games at right end. Led team in both sacks with eight and in fumble recoveries with two. Credited with 48 tackles. **1990:** Started 16 games, the first 14 and game 16 at left end and game 15 at right tackle. Team leader in sacks for the third consecutive season with six. Returned a fumble 45 yards for a touchdown against Seattle on October 7. **1991:** Started 16 games, the first three at left end and the last 13 at right end. Had 55 tackles, 3.5 sacks, and a fumble recovery. **1992:** Started the last 15 games at right end. Played, but did not start, the season opener at the Los Angeles Rams because of shoulder injury. Snapped a streak of 64 straight starts. Credited with 50 tackles and 3.5 sacks. **1993:** Played 13 games, starting the first two at right end. Had 29 tackles and two sacks.

HONORS: **1986,** *First-team All-Rookie (Pro Football Writers of America).*

COLLEGE: First-team All-Mid-America Conference choice as both a junior and a senior. Finished his career with 244 total tackles and 15 sacks. Had 101 tackles and seven sacks as a senior. Totaled 84 tackles, including 11 for loss, as a junior. Played in the California Bowl after the 1984 season. Graduated with a degree in Business Administration.

PERSONAL: Lettered in football, basketball, and track at Northern High School in Flint, Michigan. Football captain as a senior after team won city championship as a junior. Conference shot put champion as a senior. President of Team Relocations, a company that coordinates relocation needs of professional athletes. Active with several charities in the New England area, including D.A.R.E., Retarded Citizens Awareness Walk, and was the chairman of the Wrentham State School golf tournament. Brent and his wife, Jacqueline, have a son, Brennan.

WILLIAMS' NFL RECORD

		Defense								
	Club	G/S	Tkl	So	Ast	T/L	QB	PD	FF	FR
1986	New England	16/16	73	44	29	n/a	7.0	0	0	4
1987	New England	12/5	29	17	12	n/a	5.0	0	0	0
1988	New England	16/16	56	37	19	n/a	8.0	1	2	1
1989	New England	16/16	65	48	17	n/a	8.0	4	2	2
1990	New England	16/16	71	46	25	n/a	6.0	2	1	2
1991	New England	16/16	55	29	26	n/a	3.5	2	0	1
1992	New England	16/15	50	36	14	n/a	3.5	2	0	0
1993	New England	13/2	29	12	17	n/a	2.0	1	0	0
NFL TOTALS		121/102	428	269	159	n/a	43.0	12	5	10

Totals include special teams statistics. Tackles for loss includes sacks.

ADDITIONAL STATISTICS

Postseason Games Played/Started: 1986 (New England) - 1/1.

Touchdowns: Opponent Fumble Recovery in 1986 (21-yards); Opponent Fumble Recovery in 1990 (45-yards).

Special Teams Tackles: 2 (1solo) in 1986.

SINGLE GAME HIGHS

Defense


Tackles (Solos and Assists): 8, vs. Seattle 10/7/90 (4+4)

Sacks: 2.0, vs. N. Y. Jets 9/4/88

Interceptions: None

Forced Fumbles: 1, 5 Times

Fumble Recoveries: 2, at New Orleans 11/30/86



90 TERRY WOODEN LB

Height: 6-3

Weight: 239

College: Syracuse

NFL Experience: 5th Year

How Acquired: Draft (2nd round (a) '90)

1993 Games Played/Started: 16/16

Career Games Played/Started: 48/47

Birthdate: January 14, 1967

Birthplace: Hartford, CT

Residence: Bellevue, WA

1993: Started 16 games at left outside linebacker and had the best season of his four-year career. Set career highs in tackles (106), tackles for loss (10.5), sacks (2.5), and forced fumbles (3) on defense, according to unofficial press box statistics, and added two special teams tackles. Finished second in tackles and tackles for loss. Had at least seven tackles in 10-of-16 games, including two games with 10 tackles. Had 2.5 tackles for loss at Houston. Forced a fumble on a sack on the first play of the Cleveland game that was returned by Robert Blackmon for a touchdown. Score came 14 seconds into the game, fastest in franchise history. Also recovered a fumble versus the Browns.

CAREER: Selected 29th overall by the Seahawks with the fourth pick on the second round. The pick was obtained from the New England Patriots on draft day 1990 along with the Patriots first round pick (#3 overall) in exchange for Seattle's two first-round (#8 and #10) and third-round 1990 choice, and a fourth-round 1991 choice. Became the starter at left outside linebacker from the day he reported to camp. Has 308 tackles, 27 tackles for loss, five forced fumbles, and five recoveries. Has five games with at least 10 tackles. **1990:** Started the first eight games and was credited with 34 tackles on defense and five on special teams, according to unofficial press box statistics. Had eight tackles at New England and at least five in three other games. Injured his knee on kickoff coverage against San Diego and missed the last eight weeks on injured reserve. **1991:** Played 16 games, starting 15, at left outside linebacker. Did not start at Atlanta as Seattle opened with six defensive backs. Led the team in tackles with 100, according to unofficial press box statistics. Had a career-high 11 tackles against the San Diego Chargers and had at least seven in eight games. Tied Tony Woods for the team lead with four fumble recoveries and equalled a team record with two at Denver. Credited with nine tackles for loss and had two sacks. **1992:** Started the first eight games at left outside linebacker. Underwent arthroscopic knee surgery during the bye week and missed the last eight games on injured reserve. Ranked as the team's second-leading tackler with 55, according to unofficial press box statistics, at the time of his injury. Established new single-game career-highs in tackles in each of the two games prior to his surgery with 12 against the Los Angeles Raiders and 13 at the New York Giants. Forced a fumble against the Cincinnati Bengals and had his first career interception versus the Miami Dolphins. That theft came at the Miami six and set up a touchdown. Ed Block Courage Award winner, which is given to the player who has overcome the most in continuing his career.

HONORS: **1990**, *First-team All-Rookie (Football Digest)*. **1992**, *Ed Block Courage Award (voted by teammates)*.

COLLEGE: Three-time Eastern Collegiate Athletic Conference pick. Starter since the fifth game of his freshman season. Ended his career with 278 tackles, 23 sacks, seven interceptions, and five fumble recoveries. Ranked second in sacks and ninth in tackles in school history. Posted career highs in tackles with 83, including 35 solo, and in sacks with nine in 1989. Team co-captain as a senior. Had 12 tackles and one-and-a-half sacks against Penn State and two sacks against Rutgers. Totaled 74 tackles, seven sacks, and four interceptions in 1988. Graduated with a degree in Sociology.

PERSONAL: Attended Farmington High School in Farmington, Connecticut. His brother, Jo Jo, started four years at linebacker for Syracuse.

WOODEN'S NFL RECORD

Defense

Club	G/S	Tkl	So	Ast	T/L	QB	PD	FF	FR
1990 Seattle	8/8	39	26	13	2.0	0.0	1	0	0
1991 Seattle	16/15	105	80	25	9.0	2.0	4	1	4
1992 Seattle	8/8	56	38	18	5.5	0.0	2	1	0
1993 Seattle	16/16	108	75	33	10.5	2.5	9	3	1
NFL TOTALS	48/47	308	219	89	27.0	4.5	16	5	5

Totals include special teams statistics. Tackles for loss includes sacks.

SINGLE GAME HIGHS

Defense

Tackles (Solos and Assists): 13, at N.Y. Giants 10/25/92 (9+4)

Tackles For Loss (Includes sacks): 2.5, vs. Cleveland 11/14/93

Sacks: 1.0, 4 Times (Last: at Kansas City 1/2/94)

Interceptions: 1, vs. Miami 9/27/92

Forced Fumbles: 1, 5 Times (Last: at L.A. Raiders 12/12/93)

Fumble Recoveries: #2, at Denver 9/15/91

Equals Team Record



**DRAFT CHOICES
AND FREE AGENTS**




68 SAM ADAMS DT

Ht: 6-3 Wt: 285 D1
Texas A&M Born: 6/13/73

COLLEGE: Three-year starter. Consensus first-team All-America by Associated Press, Kodak, United Press International, Walter Camp Foundation. All-Southwest Conference pick in 1993 by Associated Press, Football News, Austin American-Statesman, Dallas Morning News, Fort

Worth Star-Telegram, Houston Chronicle, Houston Post, and Waco Tribune-Herald. Led team in big plays (51.5), tackles for loss (13), sacks (10.5), quarterback pressures (16), assisted tackles (33), forced fumbles (5), and fumble recoveries (3), while collecting 78 tackles. First team All-SWC in 1992 after collecting 56 tackles, 5 tackles for loss, and 4.5 sacks. Conference Newcomer of the Year as a freshman in 1991. First-team Freshman All-America choice by Football News. Finished his career with 169 total tackles, 23 tackles for loss, and 20.5 sacks, 7 forced fumbles, 3 fumble recoveries, and 2 interceptions. Also was a member of the track team throwing the shot and discus. Won the shot at the Rice Invitational (55-1 3/4) and the Border Olympics (54-1 2/4). Threw the discus a single-season best 135-1 in 1992. Agricultural Economics major.

PERSONAL: Prep Southwest Defensive Player of the Year and state 5A high school shot put champion at Cypress Creek High School in Houston, Texas. Rated the second best shot putter in the nation as a prep. His father, Sam, Sr., played guard at Prairie View A&M and for the New England Patriots (1972-80) and New Orleans Saints (1981). Born in Houston.



52 KEVIN MAWAE C

Ht: 6-4 Wt: 288 D2
Louisiana State Born: 1/23/71


COLLEGE: Four-year letterman and four-year starter. Moved to center in the fall of 1993 and started 11 games after starting primarily at left tackle for two seasons. Second-team All-Southeastern Conference by Associated Press and the conference coaches as a senior. Started all of

1992 at left tackle and was a second-team all-conference choice. First-team All-SEC choice in 1991 starting at both left tackle (8 games), center (3), and left guard (1). Also used as a short-yardage tight end. Started seven games at left tackle in 1990 after redshirting in 1989. Played in the Blue-Gray All-Star Game and the Senior Bowl after his senior season. Has deep snapped since sophomore year in high school. Graduated in December 1993 after majoring in General Studies.

SPECIAL TEAMER

Special teams standout Michael Bates set two team records in 1993, most total special teams tackles (22), and most solo tackles (21). Bates broke the previous records of 21 total tackles and 17 solo tackles set by Sam Merriman in 1984. Both Bates and Merriman attended Amphitheatre High School in Tucson, Arizona.

PERSONAL: Football and baseball letterman at Leesville High in Leesville, Louisiana. All-state in both sports as a prep and an all-state all-academic choice. Born January 23, 1971, in Savannah, Georgia. Kevin and his wife, Tracy, where married on May 29, 1993. A brother, John, played nose guard at Louisiana State. His mother was born in Longview, Washington, and Kevin lived there for two years. Last name is pronounced ma-WHY.




36 LAMAR SMITH RB

Ht: 5-11 Wt: 230 D3
Houston Born: 11/29/70

PERSONAL: Two-year starter after transferring from junior college. Team's leading rusher in both 1992 and 1993. Gained 417 yards in 1993, despite playing only the first five games because of a shoulder injury. Added 29 receptions for 205 yards, a 7.1 yard average, and three

touchdowns. Had two 100-yard rushing games, 119 on 20 carries against Michigan and 118 on 24 against Baylor. Averaged a conference high 7.6 yards per carry in 1992 gaining 845 yards on 111 carries. Had 30 receptions for 315 yards and two scores. Surpassed 100-yards three times: 161 versus Texas Tech, 159 against Texas, and 101 versus Rice. Finished his career with 1,262 yards on 207 attempts, a 6.1 yard average, and 11 touchdowns. Added 59 receptions for an 8.8 yard average, and 5 scores. Attended Northeast Oklahoma A&M Junior College. Had 186 yards against Tyler College as a sophomore. Majored in Sports Management.

PERSONAL: Attended South Side High School in Fort Wayne, Indiana, lettering in football and basketball. Full name is Wilbur Lamar Smith. Born in Fort Wayne.




23 LARRY WHIGHAM S

Ht: 6-2 Wt: 202 D4
N.E. Louisiana Born: 6/23/72

COLLEGE: Two-year letterman. Started at left cornerback as a senior and earned second-team All-Southland Conference honors. Credited with 66 tackles and 6 interceptions in 1993. Returned a fumble 71 yards for a touchdown against Southwest Texas State.

Credited with 6 tackles and 2 passes defended and named Defensive Player of the Game against Eastern Washington in a 34-13 win. Played as a reserve free safety in 1992 and had 30 tackles. Finished his career with 96 tackles, 6 interceptions, 12 passes defended. Played in the East-West Shrine Game, the Blue-Gray All-Star Game, and the Hula Bowl after his senior season. Attended Pearl River Community College in Poplarville, Mississippi before transferring. Played in the Mississippi JUCO all-star game. Graduated with a degree in Criminal Justice.

PERSONAL: Did not play football until his senior season at Hattiesburg High School in Hattiesburg, Mississippi. All-state selection as a catcher in baseball. Also lettered in track. Born in Hattiesburg.



48 CARLESTER CRUMPLER TE

Ht: 6-6 Wt: 255 D7
East Carolina Born: 9/5/71

PERSONAL: Four-year letterman and two-year starter. First-team All-America choice as a senior by the Walter Camp Foundation and a second-team choice by College and Pro Football Newsweekly. Caught 31 passes for 346 yards and 1 touchdown in 1993 after catching 38 for 524 yards

and 4 scores in 1992. Finished his career with 81 receptions for 959 yards, an 11.8 yard average, and 5 touchdowns. Ranked fourth in school history in receptions. Redshirted in 1989. Played in the Senior Bowl after his senior season. Graduated with a degree in Finance.

PERSONAL: Associated Press first-team all-state choice as a senior at J.H. Rose High School in Greenville, North Carolina. Also lettered in basketball and track. His father, Carlester, was an All-America running back at East Carolina and a fourth round 1974 draft choice of the Buffalo Bills. He holds the school's rushing records for both a career (2,889 yards) and single season (1,309 in 1972). Born in Greenville.

FREE AGENTS

55 JASON ATKINSON

LB

Ht: 6-3 Wt: 230

Texas A&M

1994: Signed as a free agent on April 28.

COLLEGE: Four-year letterman and three-year starter. Associated Press second-team All-Southwest Conference choice in 1993 after earning first-team honors in 1992. Second-team all-conference in 1991 as selected by the SWC coaches, Waco Tribune-Herald, and Houston Chronicle. Finished his career with 281 tackles, 14 tackles for loss, and 11 sacks. Added 27 tackles in three Cotton Bowl appearances. Team's leading tackler in 1991 with a single-season best 95. Had 90 in 1992 and 64 in 1993. Played mostly on special teams in 1990. Graduated in May, 1993, with a degree in Civil Engineering and attended graduate school.

PERSONAL: All-state fullback and linebacker as a senior at Westfield High School in Houston, Texas. Both his grandfather and father graduated from Texas A&M. Jason and his wife, Shannon, were married on June 19, 1993. Born October 11, 1970, in Houston.

20 JAY BELLAMY

S

Ht: 5-11 Wt: 177

Rutgers

1994: Signed as a free agent on April 27.

COLLEGE: Four-year letterman and three-year starter. Started at both cornerback and free safety. Three-time second-team All-Big East choice. Finished his career with 192 tackles and 8 interceptions. Had 56 tackles and four interceptions in 1992, with 46 tackles in 1993. One of four true freshmen to letter in 1990.

Returned one of his two interceptions that season 21 yards for a touchdown versus Temple. Majored in Sociology.

PERSONAL: Played quarterback and free safety at Matawan High School in Aberdeen, New Jersey. Returned three punts for touchdowns as a senior. Also lettered in track. His brother, Eric, lettered in football at Georgia Tech (1989-90). Born July 8, 1972, in Perth Amboy, New Jersey. Full name is John Lee Bellamy.

46 STEVE BRYANT

LB

Ht: 6-3

Wt: 240

Reno

1994: Signed as a free agent on April 28.

COLLEGE: Four-year letterman. First-team All-Big West as a junior and a second-team choice as a senior. Played inside linebacker in 1993, outside linebacker in 1992, and defensive end in 1990 and 1991. Finished his career with 239 tackles, 30 tackles for loss, and 15 sacks. Posted a career-high 102 tackles in 1993, and had 93 with 17 tackles for loss and 10 sacks in 1992. Redshirted in 1989. Criminal Justice major.

PERSONAL: Played quarterback and safety at Reed High School in Sparks, Nevada. Also lettered in baseball and basketball. Born July 2, 1971, in Reno, Nevada.

49 HILLARY BUTLER

LB

Ht: 6-2

Wt: 240

Washington

1994: Signed as a free agent on April 26.

COLLEGE: Four-year letterman who started as a senior. Ended his career with 142 tackles, 11 tackles for loss and three sacks. Had a single-season best 57 tackles and 6.5 sacks in 1993, despite missing three games. Played in three Rose Bowls. Also played in the Hula Bowl after his senior season. Graduated with a degree in Public Relations.

PERSONAL: Attended Lakes High School in Tacoma, Washington, lettering in football, basketball, and baseball. Ran the third leg on state championship relay team and was the leading scorer in basketball as a senior. Born January 5, 1971, in San Francisco, California.

16 MARCUS CARTER

WR

Ht: 5-11

Wt: 205

Southwestern Louisiana

1994: Signed as a free agent on April 29.

COLLEGE: Played his senior season at Southwestern Louisiana after transferring from Louisiana State. Led team in receiving in 1993 with 53 for 801 yards, a 15.1 yard average, and five scores. Lettered two seasons (1990 and 1991) at Louisiana State after redshirting in 1989. Caught 93 passes for 1,290 yards, a 13.9 yard average, and 6 touchdowns. Sat out the 1992 season after transferring. General Studies major.

PERSONAL: Football, basketball, and track letterman at Mansfield High School in Mansfield, Louisiana. Born August 18, 1971, in Belzoni, Mississippi.

62 JED DeVRIES

T

Ht: 6-5

Wt: 282

Utah State

1994: Signed as a free agent on April 28.

COLLEGE: First-team All-Big West as a senior. Started his last two seasons at right tackle after shifting from the defensive line. Four-year letterman, two on defense and two on offense after redshirting in 1989. Marketing major.

PERSONAL: Lettered in football, basketball, and track at Weber High School in Ogden, Utah. Jed and his wife, Amy, were married on August 5, 1992. Born January 6, 1971, in Ogden.

64 BOBBY HAMILTON **DE**
Ht: 6-4 Wt: 266 Southern Mississippi

1994: Signed as a free agent on April 29.

COLLEGE: Four-year letterman and two-year starter. Finished his career with 173 tackles, 18 tackles for loss, and 18 quarterback sacks. Had eight sacks as a senior, two off the school's single-season record. Credited with a career-best 66 tackles and 14 tackles for loss. Returned his only interception 18 yards for a touchdown against Alabama in 1992. Coaching and Sports Management major.

PERSONAL: Attended East Marion High School in Columbia, Mississippi, lettering in football, basketball, baseball, and track. Born July 1, 1971, in Columbia.

65 MIKE KEGARISE **T**
Ht: 6-5 Wt: 310 Edinboro

1994: Signed as a free agent on April 27.

COLLEGE: Four-year starter and three-time first-team All-Pennsylvania Athletic Conference choice at tackle. Redshirted in 1989. Graduated with a degree in Elementary Education/Special Education.

PERSONAL: Lettered in football and wrestling at Edison High School in Milan, Ohio. All-state choice in wrestling. Born June 19, 1971, in Norwalk, Ohio.

63 CURTIS McDANIEL **DT**
Ht: 6-3 Wt: 283 Jacksonville State

1994: Signed as a free agent on April 29.

COLLEGE: Played two seasons earning first-team All-Gulf South Conference honors in 1992. Credited with 208 tackles, 13 tackles for loss, and 6 sacks. Had 112 tackles in 1992 and 96 in 1993. Had at least 10 tackles in five games in 1993, and four in 1992. Transferred from Hinds Junior College in Hinds, Mississippi. Majored in Criminal Justice.

PERSONAL: Played fullback and defensive tackle at Fort Payne High School in Fort Payne, Alabama. Born February 12, 1970, in Cincinnati, Ohio.

19 JAMES McKNIGHT **WR**
Ht: 6-0 Wt: 181 Liberty

1994: Signed as a free agent on April 29.

COLLEGE: Three-year letterman. Finished his career with 114 receptions for 1,948 yards, a 17.1 yard average, and 17 touchdowns. Caught 50 passes for 711 yards and 5 scores in 1992 and 39 for 812 yards with 8 scores in 1993. Had three 100-yard games. Criminal Justice major.

PERSONAL: Football, basketball, and track letterman at Apopka High School in Apopka, Florida. Born June 17, 1972, in Orlando, Florida.

60 STACY SEEGARS

Ht: 6-3

Wt: 337

G

Clemson

1994: Signed as a free agent on April 28.

COLLEGE: First-team All-America as a senior as chosen by the Associated Press and the Walter Camp Foundation. First-team All-Atlantic Coast Conference in 1992 and 1993. Four-year letterman who started his last three seasons at right guard. Football News Freshman All-America in 1990. Played in the East-West Shrine game after graduation. Resource Management major.

PERSONAL: Gatorade State Player of the Year as a senior at Andrew Jackson High School in Kershaw, South Carolina. Also lettered in track. Born April 26, 1971, in Lancaster, South Carolina.

31 ORLANDO WATTERS

Ht: 5-11

Wt: 177

CB

Arkansas

1994: Signed as a free agent on April 28.

COLLEGE: Three-year letterman and starter. Finished his career with 152 tackles and 12 tackles for loss. Ranked third in school history in interceptions and set a record with three returns for touchdowns. Had six interceptions for a school record 158 yards in 1993. Returned two for scores to set another mark. Holds the record for longest interception return with a 99-yarder versus Louisiana State in 1992. Had an 87-yard punt return for a touchdown against South Carolina, the third-longest return in history. Industrial and Technical Education major.

PERSONAL: Wide receiver at Anniston High School in Anniston, Alabama. Set state record with 18 receptions in a game and 102 in one season. Team went 15-0 and won state title his senior year. Also lettered in basketball, baseball, and track. Set state long jump mark (24'-10"). Born October 26, 1971, in Anniston.

61 MATT WERNER

Ht: 6-3

Wt: 265

DT

UCLA

1994: Signed as a free agent on April 27.

COLLEGE: Four-year letterman and two-year starter. Finished his career with 129 tackles, 17 tackles for loss, and 10.5 sacks. Had a single-season best 53 tackles in 1993, along with seven tackles for loss, and five sacks. Had three tackles and a sack versus Wisconsin in the Rose Bowl. Graduated with a degree in Political Science.

PERSONAL: Graduated from Esperanza High School in Anaheim, California, after attending Rutherford High School in Rutherford, New Jersey, his first two seasons. Lettered in football and basketball at both schools. His brother, Bryan, plays football at Stanford University. Born June 14, 1971, in Westwood, New Jersey.

34 RICK WOOD

Ht: 6-2

Wt: 242

FB

Norfolk State

1994: Signed as a free agent on April 28.

COLLEGE: Played his senior season at Norfolk State after transferring from Central State University in Wilberforce, Ohio. Rushed for 483 yards on 81 carries with four touchdowns in eight games in 1993. Added eight receptions for 88 yards. Majored in Sociology.

PERSONAL: Football and track letterman at Ballou High School in Washington, D.C. Born July 19, 1971, in Washington, D.C.

SEAHAWKS HEADQUARTERS



In June, 1986, the Seahawks moved into their new office and training headquarters on a 12-acre site adjacent to Northwest College in Kirkland.

The 37,000 square foot, two-story building is the Seahawks year-round home, containing facilities for training camp as well as offseason and regular season practices.

The downstairs contains a 105-man meeting room, six ten-man meeting rooms, a weight room, two racquetball courts, an enlarged locker room, training room with rehabilitative facilities, and equipment room.

Upstairs houses the administrative offices, coaches offices and meeting rooms, the ticket office, and conference rooms.

Outside, the Seahawks are able to practice on three 100-yard fields, two of natural grass and one of Omni Turf. The turf field is covered in inclement weather by a 55-foot inflatable bubble, thus eliminating travel to the Kingdome for practice.

To reach the headquarters from Seattle, take Highway 520 Eastbound and exit at the Kirkland Exit. Go right onto Northup Way (first stop light) and left onto 108th Avenue NE (next stop light). Follow 108th for approximately one mile and turn right onto NE 53rd St. Continue to the top of the hill, passing the player and staff entrance on your left. Turn left at top of the hill into the visitor's parking area.

From the Eastside, take Highway 520 Westbound from I-405 and exit onto 108th Avenue NE. Turn right at the stop sign at the end of the exit and proceed up the hill on 108th. Go approximately one mile to NE 53rd Street and turn right. Turn left at top of the hill into the visitor's parking area.

From Southbound on I-405, take the N.E. 70th Street Exit. Take a left at N.E. 72nd Place and another left at 108th Avenue N.E. Go approximately one mile to NE 53rd Street and turn left. Turn left at top of the hill into the visitor's parking area.

From Sea-Tac Airport, follow the signs to I-405 North. Exit onto Highway 520 Westbound (Seattle) after 20-25 minutes. Take Highway 520 from I-405 and exit onto 108th Avenue NE. Turn right at the stop sign at the end of the exit and proceed up the hill on 108th. Go approximately one mile to NE 53rd Street and turn right. Turn left at top of the hill into the visitor's parking area.



1994 OPPONENTS

INDIANAPOLIS COLTS

Sat., Aug. 7, Kingdome

5:30 p.m. (KING,
preseason)

Sun., Oct. 2, Hoosier

Dome, 10:00 a.m. (NBC)

Sun., Dec. 4, Kingdome,

10:00 a.m. (NBC)



ADDRESS: P.O. Box 535000

Indianapolis, IN 46253

PHONE: (317) 297-2658

PRESIDENT AND TREASURER: Robert Irsay

VICE PRESIDENT/GENERAL MANAGER: Jim Irsay

HEAD COACH (CAREER RECORD): Ted Marchibroda (54-52-0
overall, 13-19-0 with Colts)

ASSISTANT COACHES: Tom Batta, Greg Blache, Ron Blackledge,
Fred Bruney, Gene Huey, Jim Johnson, Hank Kuhlmann, Nick
Nicolau, Jim Robinson, Pat Thomas, Vince Tobin, Tom
Zupancic

PUBLIC RELATIONS DIRECTOR: Craig Kelley

STADIUM (CAPACITY): Hoosier Dome (60,127)

TEAM COLORS: Royal Blue and White

1993 RECORD (FINISH): 4-12-0 (5th AFC East). Did not qualify for
the playoffs.

1993 SCORING LEADER: Dean Biasucci, 15-16 PATs, 26-31 FGs, 93
points

1993 RUSHING LEADER: Roosevelt Potts, 179 atts., 711 yds., 4.0
avg., 34 LG, 0 TD

1993 PASSING LEADER: Jeff George, 407 atts., 234 comps., 57.5%,
2,526 yds., 8 TDs, 6 ints., 76.3 rating

1993 RECEIVING LEADER: Reggie Langhorne, 85 receipts., 1,038
yds., 12.2 avg., 72t LG, 3 TDs

1993 INTERCEPTION LEADER: Ray Buchanan, 4

1993 SACK LEADER: Jon Hand, 5.0

SERIES RESULTS: Indianapolis 2, Seattle 1

9/18/77 — L 14-29 58,991 Franchise transferred from Baltimore

11/12/78 — L 14-17 61,905 in 1984.

9/29/91 — W 31-3 56,656

TAMPA BAY BUCCANEERS

Sat., Aug. 13, Kingdome

6:00 p.m. (KING,
preseason)

Sun., Nov. 20, Kingdome,

1:00 p.m. (FOX)

ADDRESS: One Buccaneer Place

Tampa, Florida 33607

PHONE: (813) 870-2700

OWNER: Hugh F. Culverhouse

VICE PRESIDENT FOOTBALL ADMINISTRATION: Rich McKay

HEAD COACH (CAREER RECORD): Sam Wyche (71-88-0 overall, 10-
22-0 with Buccaneers)

ASSISTANT COACHES: Maxie Baughan, Jeff Fitzgerald, Harold
Jackson, Ed Khayat, Willie Peete, Floyd Peters, Turk Schonert,
Steve Shafer, George Stewart, Richard Wood, Bob Wylie

PUBLIC RELATIONS DIRECTOR: Chip Namias

STADIUM (CAPACITY): Tampa Stadium (74,296)

TEAM COLORS: Florida Orange, White, and Red

1993 RECORD (FINISH): 5-11-0 (5th NFC Central). Did not qualify for



the playoffs.

1993 SCORING LEADER: Michael Husted, 27-27 PATs, 16-22 FGs, 75 points

1993 RUSHING LEADER: Reggie Cobb, 221 atts., 658 yds., 3.0 avg., 16 LG, 3 TDs

1993 PASSING LEADER: Craig Erickson, 457 atts., 233 comp., 3,054 yds., 51.0%, 18 TDs, 21 ints., 67t LG, 66.4 rating

1993 RECEIVING LEADER: Courtney Hawkins, 62 receipts., 933 yds., 15.0 avg., 67 LG, 5 TDs

1993 INTERCEPTION LEADER: Joe King, 3

1993 SACK LEADER: Ray Seals, 8.5

SERIES RESULTS: Seattle 2, Tampa Bay 0

10/17/76 — W @ 13-10 43,812 10/16/77 — W 30-23 54,783

MINNESOTA VIKINGS

**Sat., Aug. 20, Kingdome,
7:00 p.m. (KING,
preseason)**

ADDRESS: 9520 Viking Drive
Eden Prairie, MN 55344

PHONE: (612) 828-6500

CHAIRMAN OF THE BOARD: John C.
Skoglund

PRESIDENT/CEO: Roger Headrick

HEAD COACH (CAREER RECORD): Dennis Green (20-12-0)

ASSISTANT COACHES: Brian Billick, Tony Dungy, Carl Hargrave, Monte Kiffin, Jerry Rhome, Keith Rowan, Richard Solomon, John Teerlinck, Trent Walters, Tyrone Willingham, Steve Wetzel, Mike Wolf, Gary Zanner

PUBLIC RELATIONS DIRECTOR: David Pelletier

STADIUM (CAPACITY): Hubert H. Humphrey Metrodome (63,000)

TEAM COLORS: Purple, Gold, and White

1993 RECORD (FINISH): 9-7-0 (T2nd NFC Central). Lost NFC First-Round Playoff Game at New York Giants, 17-10.

1993 SCORING LEADER: Fuad Reveiz, 27-28 PATs, 26-35 FGs, 105 points

1993 RUSHING LEADER: Scottie Graham, 118 atts., 487 yds., 4.1 avg., 31 LG, 3 TDs

1993 PASSING LEADER: Jim McMahon, 331 atts., 200 comp., 60.4%, 9 TDs, 9 Ints., 58 LG, 76.2 rating

1993 RECEIVING LEADER: Cris Carter, 86 receipts., 1,071 yds., 12.5 avg., 58 LG, 9 TDs

1993 INTERCEPTION LEADER: Vencie Glenn, 5

1993 SACK LEADER: Chris Doleman, 12.5



SAN FRANCISCO 49ERS

**Sat., Aug. 26, Candlestick
Park, 6:00 p.m. (KING,
preseason)**

ADDRESS: 4949 Centennial Blvd.
Santa Clara, CA 95054

PHONE: (408) 562-4949

OWNER: Edward J. DeBartolo, Jr.

VICE PRESIDENT/FOOTBALL

OPERATIONS: John McVay

HEAD COACH (CAREER RECORD): George Seifert (62-18-0)

ASSISTANT COACHES: Jerry Attaway, Michael Barnes, Dwaine Board, Neal Dahlen, Tom Holmoe, Carl Jackson, Larry Kirksey, Gary Kubiak, Alan Lowry, John Marshall, Bobb McKittrick, Bill McPherson, Brian Pariani, Ray Rhodes, Mike Shanahan, Mike Solari



DIRECTOR OF PUBLIC/COMMUNITY RELATIONS: Rodney Knox
STADIUM (CAPACITY): Candlestick Park (66,513)
TEAM COLORS: Forty Niners Gold and Scarlet
1993 RECORD (FINISH): 10-6-0 (1st NFC West). Won NFC Divisional Playoff Game versus New York Giants, 44-3. Lost NFC Championship Game at Dallas Cowboys, 38-21.
1993 SCORING LEADER: Mike Cofer, 59-61 PATs, 16-26 FGs, 107 points
1993 RUSHING LEADER: Ricky Watters, 208 atts., 950 yds., 4.6 avg., 39 LG, 10 TDs
1993 PASSING LEADER: Steve Young, 462 atts., 314 comp., 68.0%, 4,023 yds., 29 TDs, 16 ints., 101.5 rating
1993 RECEIVING LEADER: Jerry Rice, 98 receipts., 1,503 yds., 15.3 avg., 80t LG, 15 TDs
1993 INTERCEPTION LEADER: Michael McGruder, 5
1993 SACK LEADER: Dana Stubblefield, 10.5

WASHINGTON REDSKINS

**Sun., Sept. 4, RFK
 Memorial Stadium,
 10:00 a.m. (NBC)**

ADDRESS: Redskins Park
 P.O. Box 17247
 Washington, D.C. 20041

PHONE: (703) 478-8900

CHAIRMAN OF THE BOARD/CEO: Jack
 Kent Cooke

EXECUTIVE VICE PRESIDENT: John
 Kent Cooke

GENERAL MANAGER: Charley Casserly

HEAD COACH (CAREER RECORD): Norv Turner (1st season)

ASSISTANT COACHES: Jason Arapoff, Cam Cameron, Russ Grimm,
 Mike Haluchak, Jim Hanifan, Ray Horton, Bobby Jackson, Bob
 Karmelowicz, Ron Lynn, Terry Robiskie, Pete Rodriguez,
 Emmitt Thomas, Dan Riley

DIRECTOR OF PUBLIC RELATIONS: Rick Vaughn

STADIUM (CAPACITY): RFK Memorial Stadium (56,454)

TEAM COLORS: Burgundy and Gold

1993 RECORD (FINISH): 4-12-0 (5th NFC East). Did not qualify for the playoffs.

1993 SCORING LEADER: Chip Lohmiller, 24-26 PATs, 16-28 FGs, 72 points.

1993 RUSHING LEADER: Reggie Brooks, 223 atts., 1,063 yds., 4.8 avg., 85t LG, 3 TDs

1993 PASSING LEADER: Mark Rypien, 319 atts., 166 comps., 52.0%, 1,514 yds., 4 TDs, 10 ints., 56.3 rating

1993 RECEIVING LEADER: Ricky Sanders, 58 receipts., 638 yds., 11.0 avg., 50 LG, 4 TDs

1993 INTERCEPTION LEADER: Tom Carter, 6

1993 SACK LEADER: Monte Coleman and Andre Collins, 6.0

SERIES RESULTS: Washington 5, Seattle 1

9/19/76 — L @	7-31	53,174	9/28/86 — L @	14-19	54,157
9/28/80 — W @	14-0	53,263	12/23/89 — L	0-29	60,294
9/25/83 — L	17-27	60,718	11/8/92 — L	3-16	53,616



TACKLE TRIPLETS

Eugene Robinson (111), Terry Wooden (106), and Rod Stephens (105) all totaled more than 100 tackles in 1993. It was the first time in franchise history that three players surpassed 100 tackles in the same season. Robinson's total gave him the team lead in tackles for the fourth time in the last six seasons. Wooden's total was his second 100-tackle season, while Stephens' was his first.

LOS ANGELES RAIDERS

Sun., Sept. 11, Los Angeles
Memorial Coliseum, 1:00
p.m. (NBC)

Sun., Dec. 18, Kingdome,
5:00 p.m. (ESPN)

ADDRESS: 332 Center Street
El Segundo, CA 90245

PHONE: (310) 322-3451

PRESIDENT OF THE GENERAL PARTNER:

Al Davis

HEAD COACH (CAREER RECORD): Art Shell (35-25-0)

ASSISTANT COACHES: Fred Biletnikoff, Gunther Cunningham, John
Fox, Ray Hamilton, Jim Haslett, Odis McKinney, Bill Meyers,
Steve Ortmyer, Jack Reilly, Jack Stanton, Tom Walsh, Mike
White, Arthur Whittington

PUBLICATIONS: Mike Taylor

STADIUM (CAPACITY): Los Angeles Memorial Coliseum (68,000)

TEAM COLORS: Silver and Black

1993 RECORD (FINISH): 10-6-0 (2nd AFC West). Won AFC First-
Round Playoff versus Denver, 42-24. Lost AFC Divisional
Playoff Game at Buffalo, 29-23.

1993 SCORING LEADER: Jeff Jaeger, 27-29 PATs, 35-44 FGs, 132
points

1993 RUSHING LEADER: Greg Robinson, 156 atts., 591 yds., 3.8
avg., 16 LG, 1 TD

1993 PASSING LEADER: Jeff Hostetler, 419 atts., 236 comp., 56.3%,
3,242 yds., 14 TDs, 10 ints., 74t LG, 82.5 rating

1993 RECEIVING LEADER: Tim Brown, 80 receipts., 1,180 yds., 14.8
avg., 71t LG, 7 TDs

1993 INTERCEPTION LEADER: Terry McDaniel, 5

1993 SACK LEADER: Anthony Smith, 12.5

SERIES RESULTS: Los Angeles 18, Seattle 14

11/6/77 — L @ 7-44 50,929	10/25/87 — W @ 35-13 52,735
10/22/78 — W 27-7 62,529	11/30/87 — L 14-37 62,802
11/26/78 — W @ 17-16 52,978	11/28/88 — W 35-27 62,641
9/16/79 — W 27-10 61,602	12/18/88 — W @ 43-37 61,127
12/16/79 — W @ 29-24 53,177	10/1/89 — W @ 24-20 44,319
10/26/80 — L @ 14-33 50,185	12/17/89 — W 23-17 61,076
11/17/80 — L 17-19 60,480	9/16/90 — L 13-17 61,889
9/20/81 — L @ 10-20 45,725	10/14/90 — L @ 17-24 50,624
11/29/81 — L 31-32 57,147	10/13/91 — *L 20-23 61,974
12/5/82 — L @ 23-28 42,170	11/17/91 — L @ 7-31 49,317
10/16/83 — W 38-36 60,697	10/18/92 — L 0-19 56,904
10/30/83 — W @ 34-21 49,708	11/15/92 — L @ 3-20 46,862
10/7/84 — L @ 14-28 77,904	9/12/93 — L 13-17 58,836
11/12/84 — W 17-14 64,011	12/12/93 — L @ 23-27 38,161
11/3/85 — W 33-3 64,060	* Overtime
12/15/85 — L @ 3-13 77,425	
10/12/86 — L @ 10-14 70,635	Franchise transferred from Oakland in 1982
12/8/86 — W 37-0 62,923	



SAN DIEGO CHARGERS

Sun., Sept. 18, Kingdome,
1:00 p.m. (NBC)

Sun., Oct. 30, San Diego
Jack Murphy Stadium,
1:00 p.m. (NBC)

ADDRESS: Jack Murphy Stadium
P.O. Box 20686
San Diego, CA 92120



PHONE: (619) 280-2111

CHAIRMAN OF THE BOARD/PRESIDENT: Alex Spanos

GENERAL MANAGER: Bobby Beathard

HEAD COACH (CAREER RECORD): Bobby Ross (19-13-0)

ASSISTANT COACHES: Bill Arnsperger, Sylvester Croom, John Dunn, Ralph Friedgen, Frank Falks, Dale Lindsey, Carl Mauck, John Misciagna, Dennis Murphy, Kevin O'Dea, Dwain Painter, Chuck Priefer, Willie Shaw, Jerry Sullivan

PUBLIC RELATIONS DIRECTOR: Bill Johnston

STADIUM (CAPACITY): San Diego Jack Murphy Stadium (60,836)

TEAM COLORS: Navy Blue, Gold, and White

1993 RECORD (FINISH): 8-8-0 (4th, AFC West). Did not advance into the playoffs.

1993 SCORING LEADER: John Carney, 31-33 PATs, 31-40 PATs, 124 points

1993 RUSHING LEADER: Marion Butts, 185 atts., 746 yds., 4.0 avg., 27 LG, 4 TDs

1993 PASSING LEADER: Stan Humphries, 324 atts., 173 comp., 53.4 avg., 1,981 yds., 12 TDs, 10 ints., 71.5 rating

1993 RECEIVING LEADER: Anthony Miller, 84 receipts., 1,162 yds., 13.8 avg., 66t LG, 7 TDs

1993 INTERCEPTION LEADER: Darren Carrington, 7

1993 SACK LEADER: Leslie O'Neal, 12.0

SERIES RESULTS: Seattle 15, San Diego 15

11/27/77	— L	28-30	55,338	12/14/86	— W @	34-24	47,096
9/3/78	— L	20-24	55,778	11/22/87	— W	34-3	62,444
12/10/78	— L @	10-37	49,975	9/18/88	— L @	6-17	44,449
9/2/79	— L	16-33	62,287	10/30/88	— W	17-14	59,641
10/14/79	— L @	10-20	50,077	10/15/89	— W @	17-16	50,079
9/7/80	— L	13-34	62,042	10/29/89	— W	10-7	59,961
12/13/80	— L @	14-21	49,980	11/4/90	— L	14-31	59,646
10/4/81	— L @	10-24	51,463	11/25/90	— *W @	13-10	50,097
11/16/81	— W	44-23	58,628	10/27/91	— W	20-9	58,025
9/18/83	— W	34-31	61,714	11/10/91	— L @	14-17	43,597
10/9/83	— L @	21-28	49,132	10/04/92	— L @	6-17	36,783
9/9/84	— W	31-17	61,314	12/27/92	— L	14-31	49,324
10/29/84	— W @	24-0	53,974	9/5/93	— L @	12-18	58,039
9/15/85	— W @	49-35	54,420	10/3/93	— W	31-14	54,778
10/6/85	— W	26-21	61,300	* Overtime			
10/6/86	— W	33-7	63,207				

PITTSBURGH STEELERS

**Sun., Sept. 25, Kingdome,
1:00 p.m. (NBC)**

ADDRESS: 300 Stadium Circle
Pittsburgh, PA 15212

PHONE: (412) 323-1200

PRESIDENT: Daniel M. Rooney

HEAD COACH (CAREER RECORD): Bill
Cowher (20-12-0)

ASSISTANT COACHES: Bobby April, Dom Capers, Ron Erhardt, Chan Gailey, Dick Hoak, Pat Hodgson, Dick LeBeau, Marvin Lewis, John Mitchell, Kent Stephenson

MEDIA RELATIONS COORDINATOR: Rob Boulware

STADIUM (CAPACITY): Three Rivers Stadium (59,600)

TEAM COLORS: Black and Gold

1993 RECORD (FINISH): 9-7-0 (2nd, AFC Central). Lost AFC First-Round Playoff Game at Kansas City Chiefs, 27-24, in overtime.

1993 SCORING LEADER: Gary Anderson, 32-32 PATs, 28-30 FGs, 116 points

1993 RUSHING LEADER: Leroy Thompson, 205 atts., 763 yds., 3.7 avg., 36 LG, 3 TDs



1993 PASSING LEADER: Neil O'Donnell, 486 atts., 270 comps., 55.6%, 3,208 yds., 14 TDs, 7 ints., 79.5 rating
1993 RECEIVING LEADER: Eric Green, 63 receipts., 942 yds., 15.0 avg., 71t LG, 5 TD
1993 INTERCEPTION LEADER: Rod Woodson, 8
1993 SACK LEADER: Kevin Greene, 12.5
SERIES RESULTS: Seattle 5, Pittsburgh 5

12/4/77 — L @ 20-30 45,429	9/7/86 — W 30-0 61,146
9/10/78 — L @ 10-21 48,277	12/6/87 — L @ 9-13 48,881
11/8/81 — W 24-21 59,058	10/20/91 — W @ 27-7 54,678
11/28/82 — W 16-0 55,553	12/6/92 — L @ 14-20 47,015
10/23/83 — L 21-27 61,615	12/26/93 — W 16-6 51,814

DENVER BRONCOS

**Sun., Oct. 9, Kingdome,
1:00 p.m. (NBC)**

**Sun., Nov. 13, Mile High
Stadium, 1:00 p.m. (NBC)**

ADDRESS: 13655 Broncos
Expressway
Englewood, CO 80112

PHONE: (303) 649-9000

PRESIDENT AND CEO: Patrick Bowlen

GENERAL MANAGER: John Beake

HEAD COACH (CAREER RECORD): Wade Phillips (10-10-0 overall,
9-7-0 with the Broncos)

ASSISTANT COACHES: Vernon Banks, Barney Chavous, Jim Fassel,
Mo Forte, Leon Fuller, Bishop Harris, John Levra, Rex Norris,
Alvin Reynolds, Harold Richardson, Richard Smith, Les
Steckel, Charlie Waters, John Paul Young

DIRECTOR OF MEDIA RELATIONS: Jim Saccomano

STADIUM (CAPACITY): Mile High Stadium (76,273)

TEAM COLORS: Orange, Royal Blue, and White

1993 RECORD (FINISH): 9-7-0 (3rd, AFC West). Lost AFC First-
Round Playoff Game at Los Angeles Raiders, 42-24.

1993 SCORING LEADER: Jason Elam, 41-42 PATs, 26-35 FGs, 119
points

1993 RUSHING LEADER: Rod Bernstine, 223 atts., 816 yds., 3.7 avg.,
24 LG, 4 TDs

1993 PASSING LEADER: John Elway, 551 atts., 348 comps., 63.2%,
4,030 yds., 25 TDs, 10 ints., 92.8 rating

1993 RECEIVING LEADER: Shannon Sharpe, 81 receipts., 995 yds.,
12.3 avg., 63 LG, 9 TDs

1993 INTERCEPTION LEADER: Tyrone Braxton and Dennis Smith, 3

1993 SACK LEADER: Simon Fletcher, 13.5

SERIES RESULTS: Denver 20, Seattle 13



10/2/77 — L 13-24 53,108	10/26/86 — L @ 13-20 76,089
10/7/78 — L @ 7-28 74,989	12/20/86 — W 41-16 63,697
10/29/78 — *L 17-20 62,948	9/13/87 — L @ 17-40 75,999
9/23/79 — L @ 34-37 74,879	12/13/87 — W 28-21 61,759
12/8/79 — W 28-23 60,038	9/4/88 — W @ 21-14 75,986
11/23/80 — L @ 20-36 73,274	12/11/88 — W 42-14 62,839
12/21/80 — L 17-25 51,853	10/22/89 — *L 21-24 62,353
9/13/81 — W 13-10 58,513	11/26/89 — L @ 14-41 75,117
12/13/81 — L @ 13-23 74,527	9/23/90 — *L @ 31-34 75,290
11/21/82 — W @ 17-10 73,916	12/23/90 — W 17-12 55,845
1/2/83 — W 13-11 43,145	9/15/91 — L @ 10-16 74,152
11/6/83 — W 27-19 61,189	11/24/91 — W 13-10 60,430
11/20/83 — L @ 27-38 74,710	11/30/92 — *W 16-13 51,612
11/25/84 — W @ 27-24 74,922	12/20/92 — L @ 6-10 72,570
12/15/84 — L 14-31 64,411	10/31/93 — L @ 17-28 73,644
10/20/85 — *L @ 10-13 74,899	11/28/93 — L 9-17 57,812
12/20/85 — L 24-27 56,283	* Overtime

KANSAS CITY CHIEFS

Sun., Oct. 23, Arrowhead Stadium, 10:00 a.m.
(NBC)

Sun., Nov. 27, Kingdome, 1:00 p.m. (NBC)

ADDRESS: One Arrowhead Drive
Kansas City, MO 64129

PHONE: (816) 924-9300

PRESIDENT/GENERAL MANAGER/COO:

Carl Peterson

HEAD COACH (CAREER RECORD): Marty Schottenheimer (94-56-1 overall, 50-29-1 with Chiefs)

ASSISTANT COACHES: Dave Adolph, Russ Ball, Herman Edwards, Tom Pratt, Jimmy Raye, Dave Redding, Al Saunders, Kurt Schottenheimer, Darvin Wallis

PUBLIC RELATIONS DIRECTOR: Bob Moore

STADIUM (CAPACITY): Arrowhead Stadium (78,067)

TEAM COLORS: Red, Gold, and White

1993 RECORD (FINISH): 11-5-0 (1st, AFC West). Won AFC First-Round Playoff Game versus Pittsburgh Steelers, 27-24, in overtime. Won AFC Divisional Playoff Game at Houston Oilers 28-20. Lost AFC Championship Game at Buffalo Bills, 30-13.

1993 SCORING LEADER: Nick Lowery, 37-37 PATs, 23-27 FGs, 106 points

1993 RUSHING LEADER: Marcus Allen, 206 atts., 764 yds., 3.7 avg., 39 LG, 12 TDs

1993 PASSING LEADER: Joe Montana, 298 atts., 181 comps., 60.7%, 2,144 yds., 13 TDs, 7 Ints., 87.4 rating

1993 RECEIVING LEADER: Willie Davis, 52 receipts., 909 yds., 17.5 avg., 66t, 7 TDs

1993 INTERCEPTION LEADER: Albert Lewis, 6

1993 SACK LEADER: Neil Smith 15.0

SERIES RESULTS: Kansas City 17, Seattle 12

12/11/77 — W @ 34-31 22,562	9/14/86 — W 23-17 61,068
11/19/78 — W @ 13-10 32,252	11/9/86 — L @ 7-27 53,268
12/17/78 — W 23-19 58,490	9/20/87 — W 43-14 61,667
9/30/79 — L 6-24 61,169	12/27/87 — L @ 20-41 20,370
12/2/79 — L @ 21-37 42,160	9/11/88 — W 31-10 61,512
9/14/80 — W @ 17-16 42,403	11/20/88 — L @ 24-27 33,152
11/9/80 — L 30-31 58,976	10/8/89 — L 16-20 60,715
9/27/81 — L 14-20 59,255	11/5/89 — L @ 10-20 54,489
11/22/81 — L @ 13-40 49,002	10/21/90 — W 19-7 60,358
9/4/83 — L @ 13-17 42,531	11/11/90 — W @ 17-16 71,285
11/27/83 — *W 51-48 56,795	9/22/91 — L @ 13-20 71,789
11/4/84 — W 45-0 61,396	12/1/91 — L 6-19 57,248
12/9/84 — L @ 7-34 34,855	12/5/93 — L 16-31 58,551
9/29/85 — L @ 7-28 50,485	1/2/94 — L @ 24-34 72,136
12/1/85 — W 26-6 52,655	* Overtime



CINCINNATI BENGALS

Sun., Nov. 6, Kingdome,
1:00 p.m. (NBC)

ADDRESS: 200 Riverfront Stadium
Cincinnati, Ohio 45202

PHONE: (513) 621-3550

PRESIDENT: John Sawyer

VP/GENERAL MANAGER: Mike Brown

HEAD COACH (CAREER RECORD):

Dave Shula (8-24-0)

ASSISTANT COACHES: Paul Alexander, Jim Anderson, Ken Anderson, Marv Braden, Bruce Coslet, Bobby DePaul, Jim McNally, Ron Meeks, Joe Pascale, Larry Peccatiello, Joe Wessel, Richard Williamson, Kim Wood

PUBLIC RELATIONS DIRECTOR: Jack Brennan

STADIUM (CAPACITY): Riverfront Stadium (60,389)

TEAM COLORS: Orange, Black, and White

1993 RECORD (FINISH): 3-13-0 (4th AFC Central). Did not qualify for the playoffs.

1993 SCORING LEADER: Doug Pelfrey, 13-16 PATs, 24-31 FGs, 85 points

1993 RUSHING LEADER: Harold Green, 215 atts., 589 yds., 2.7 avg., 25 LG, 0 TDs

1993 PASSING LEADER: David Klingler, 343 atts., 190 comp., 55.4%, 1,935 yds., 6 TDs, 9 ints., 51 LG, 66.6 rating

1993 RECEIVING LEADER: Jeff Query, 56 receipts., 654 yds., 11.7 avg., 51 LG, 4 TDs

1993 INTERCEPTION LEADER: Michael Brim, 3

1993 SACK LEADER: Daniel Stubbs, 5.0

SERIES RESULTS: Seattle 6, Cincinnati 6

9/25/77 — L @ 20-42 45,579	10/11/87 — L 10-17 31,739
9/6/81 — L @ 21-27 41,177	12/10/89 — W @ 24-17 54,744
12/26/82 — L @ 10-24 55,330	10/1/90 — W 31-16 60,135
11/18/84 — W @ 26-6 50,280	10/6/91 — W @ 13-7 60,010
9/8/85 — W @ 28-24 51,625	9/6/92 — L 3-21 57,350
11/16/86 — L @ 7-34 54,410	9/26/93 — W 19-10 46,880



HOUSTON OILERS

Sun., Dec. 11, Astrodome,
1:00 p.m. (NBC)

ADDRESS: 6910 Fannin Street
Houston, TX 77030

PHONE: (713) 797-9111

OWNER: K.S. (Bud) Adams

EXECUTIVE VICE PRESIDENT/GENERAL
MANAGER: Floyd Reese

HEAD COACH (CAREER RECORD): Jack

Pardee (86-68-0 overall, 42-22 with Oilers)

ASSISTANT COACHES: Charlie Baggett, Tom Bettis, Frank Bush, Dick Coury, Jeff Fisher, Kevin Gilbride, Frank Novak, Jim Stanley, Steve Watterson, Gregg Williams, Bob Young

DIRECTOR OF MEDIA RELATIONS: Dave Pearson

STADIUM (CAPACITY): Astrodome (62,021)

TEAM COLORS: Columbia Blue, Scarlet, and White

1993 RECORD (FINISH): 12-4-0 (1st AFC Central). Lost AFC Divisional Playoff to Kansas City Chiefs, 28-20.

1993 SCORING LEADER: Al Del Greco, 39-40 PATs, 29-34 FGs, 126 points

1993 RUSHING LEADER: Gary Brown, 195 atts., 1,002 yds., 5.1 avg., 26 LG, 6 TDs

1993 PASSING LEADER: Warren Moon, 520 atts., 303 comp., 58.3%, 3,485 yds., 21 TDs, 21 ints., 75.2 rating



1993 RECEIVING LEADER: Webster Slaughter, 77 receipts., 904 yds., 11.7 avg., 41 LG, 5 TDs

1993 INTERCEPTION LEADER: Marcus Robertson, 7

1993 SACK LEADER: Sean Jones, 13.0

SERIES RESULTS: Seattle 4, Houston 4

11/20/77	— L	10-22	61,519	9/19/82	— L @	21-23	43,117
10/21/79	— W	34-14	60,705	11/13/88	— W	27-24	60,446
10/5/80	— W @	26-7	46,860	12/2/90	— *W	13-10	57,592
10/11/81	— L @	17-35	42,671	11/7/93	— L @	14-24	50,447

CLEVELAND BROWNS

Sat., Dec. 24, Cleveland Stadium, 10:00 a.m. (NBC)

ADDRESS: 80 First Avenue

Berea, Ohio 44017

PHONE: (216) 891-5000

OWNER/PRESIDENT: Arthur B. Modell

EXECUTIVE VICE PRESIDENT: Jim Bailey

HEAD COACH (CAREER RECORD): Bill Belichick (13-19-0)

ASSISTANT COACHES: Ernie Adams, Chuck Bresnahan, Jacob Burney, Steve Crosby, Rod Dowhower, Kirk Ferentz, Pat Hill, Scott O'Brien, Nick Saban, Mike Sheppard, Jerry Simmons, Kevin Spencer, Rick Venturi, Woody Widenhofer

VICE PRESIDENT/PUBLIC RELATIONS: Kevin Byrne

STADIUM (CAPACITY): Cleveland Stadium (78,512)

TEAM COLORS: Seal Brown, Orange, and White

1993 RECORD (FINISH): 7-9-0 (3rd AFC Central). Did not qualify for the playoffs

1993 SCORING LEADER: Matt Stover, 36-36 PATs, 16-22 FGs, 84 points

1993 RUSHING LEADER: Tommy Vardell, 171 atts., 644 yds., 3.8 avg., 54 LG, 3 TDs

1993 PASSING LEADER: Vinny Testaverde, 230 atts., 130 comps., 56.5%, 1,797 yds., 14 TDs, 9 ints., 85.7 rating

1993 RECEIVING LEADER: Eric Metcalf, 63 receipts., 539 yds., 8.6 avg., 49t LG, 2 TDs

1993 INTERCEPTION LEADER: Eric Turner, 5

1993 SACK LEADER: Anthony Pleasant 11.0


SERIES RESULTS: Seattle 9, Cleveland 3

12/18/77	— W	20-19	61,583	10/2/83	— W @	24-9	75,446
12/3/78	— W	47-24	62,262	9/3/84	— W	33-0	59,540
11/11/79	— W @	29-24	72,440	12/8/85	— W	31-13	58,477
10/12/80	— L	3-27	61,366	10/9/88	— W @	16-10	78,605
12/20/81	— W	42-21	51,435	11/12/89	— L	7-17	58,978
9/12/82	— L	7-21	55,907	11/14/93	— W	22-5	54,662



ROAD HOTELS

Indianapolis (1st)	Omni North	(317) 849-6668
San Francisco	Westin SF Airport	(415) 692-3500
Washington	Loews L'Enfant	(202) 484-1000
L.A. Raiders	Westin Century Plaza	(310) 277-2000
Indianapolis (2nd) ...	Holiday Inn - Airport	(317) 244-6861
Kansas City	Hyatt Crown Center	(816) 421-1234
San Diego	Hyatt Islandia	(619) 224-1234
Denver	Westin Tabor Center	(303) 572-9100
Houston	Westin Galleria	(713) 960-8100
Cleveland	Marriott Society Center ..	(216) 696-9200



1993 REVIEW

1993 FINAL STATISTICS

Final Regular Season (Finish): 6-10 (5th, AFC West)

Day	Date	W/L	Score	Opponent	Attendance
Sun	09/05	L	12-18	at San Diego	58,039
Sun	09/12	L	13-17	L.A. Raiders	58,836
Sun	09/19	W	17-14	at New England	50,392
Sun	09/26	W	19-10	at Cincinnati	46,880
Sun	10/03	W	31-14	San Diego	54,778
Sun	10/10			BYE	
Sun	10/17	L	10-30	at Detroit	60,801
Sun	10/24	W	10-9	New England	56,526
Sun	10/31	L	17-28	at Denver	73,644
Sun	11/07	L	14-24	at Houston	50,447
Sun	11/14	W	22-5	Cleveland	54,622
Sun	11/21			BYE	
Sun	11/28	L	9-17	Denver	57,812
Sun	12/05	L	16-31	Kansas City	58,551
Sun	12/12	L	23-27	at L.A. Raiders	38,161
Sun	12/19	L	27-30	Phoenix (OT)	45,737
Sun	12/26	W	16-6	Pittsburgh	51,814
Sun	01/02	L	24-34	at Kansas City	72,136

Scoring	TDs	Ru	Pa	Rt	PAT	FG	S	Pts
Kasay	0	0	0	0	29/29	23/28	0	98
C. Warren	7	7	0	0	0	0	0	42
Martin	5	0	5	0	0	0	0	30
Williams	4	3	1	0	0	0	0	24
Blades	3	0	3	0	0	0	0	18
Mirer	3	3	0	0	0	0	0	18
Edmunds	2	0	2	0	0	0	0	12
Stephens	1	0	0	1	0	0	2	10
Blackmon	1	0	0	1	0	0	0	6
Green	1	0	1	0	0	0	0	6
Johnson	1	0	1	0	0	0	0	6
Nash	1	0	0	1	0	0	0	6
Edwards	0	0	0	0	0	0	1	2
Team	0	0	0	0	0	0	1	2
SEAHAWKS	29	13	13	3	29/29	23/28	4	280
OPPONENTS	32	12	16	4	31/32	29/39	2	314

Interceptions	No	Yds	Avg	LG	TD
E. Robinson	9	80	8.9	28	0
Hunter	4	54	13.5	34	0
Gray	3	33	11.0	16	0
Blackmon	2	0	0.0	0	0
Nash	1	13	13.0	13t	1
Jefferson	1	12	12.0	12	0
Porter	1	4	4.0	4	0
Harper	1	0	0.0	0	0
SEAHAWKS	22	196	8.9	34	1
OPPONENTS	18	159	8.8	40	0

Passing	Att	Cmp	Yds	Cmp%	Yds/Att
Mirer	486	274	2833	56.4	5.83
McGwire	5	3	24	60.0	4.80
Gelbaugh	5	3	39	60.0	7.80
Tuten	1	0	0	0.0	0.0
Williams	1	0	0	0.0	0.0
SEAHAWKS	498	280	2896	56.2	5.82
OPPONENTS	595	333	3897	56.0	6.55

Team Statistics	Seahawks	Opponents
TOTAL FIRST DOWNS	279	322
Rushing	114	106
Passing	144	193
Penalty	21	23
3rd Down: Made/Att	80/224	91/229
3rd Down Pct.	35.7	39.7
4th Down: Made/Att	6/14	6/13
4th Down Pct.	42.9	46.2
POSSESSION AVG.	29:02	30:58
TOTAL NET YARDS	4669	5313
Avg. Per Game	291.8	332.1
Total Plays	1019	1085
Avg. Per Play	4.6	4.9
NET YARDS RUSHING	2015	1660
Avg. Per Game	125.9	103.8
Total Rushes	473	452
NET YARDS PASSING	2654	3653
Avg. Per Game	165.9	228.3
Sacked/Yards Lost	48/242	38/244
Gross Yards	2896	3897
Att./Completions	498/280	595/333
Completion Pct.	56.2	56.0
Had Intercepted	18	22
PUNTS/AVERAGE	91/44.0	73/42.4
NET PUNTING AVG.	37.3	35.6
PENALTIES/YARDS	99/745	110/818
FUMBLES/BALL LOST	25/13	23/15
TOUCHDOWNS	29	32
Rushing	13	12
Passing	13	16
Returns	0	3
Defensive	3	1
SAFETIES	4	2

Score By Quarters	1	2	3	4	OT	Total
SEAHAWKS	72	64	45	99	0	280
OPPONENTS	65	104	66	76	3	314

Punting	No	Yds	Avg	Net	TB	I20	LG	B
Tuten	90	4007	44.5	37.3	7	21	64	1
Team	1	0	0.0	0.0	0	0	0	0
SEAHAWKS	91	4007	44.0	37.3	7	21	64	1
OPPONENTS	73	3097	42.4	35.6	11	19	60	0

Field Goals	1-19	20-29	30-39	40-49	50+	Total
Kasay	1/1	5/5	10/11	4/6	3/5	23/28
SEAHAWKS	1/1	5/5	10/11	4/6	3/5	23/28
OPPONENTS	2/2	7/7	8/10	7/13	5/7	29/39

Kasay: (48L,27G) (39G,53G) (52S,24G) (32G,35G,23G,35G) (33G) (19G) (30G) (53G) (—) (51L,41L,42G,47G) (—) (22G,26G,37G) (—) (37G,47G,39L) (32G,48G,35G) (55G)
Opponents: (26G,44G,50G,32G,51G,19G) (36G) (54S) (34B,38R 23G) (48R) (34G,32G,35G) (48S,41R,36G,25G,19G) (47L) (33G,51G,39G) (25G) (25G,40L) (47G) (24G,48G,50R) (41B,50G,55G,41G) (42G,43G) (23G,47G)

L - wide left; R - wide right; B -blocked; S -short

TD	TD%	Int	Int%	LG	Sacked	Rating
12	2.5	17	3.5	53t	47/235	67.0
1	20.0	0	0.0	17t	0/0	111.7
0	0.0	1	20.0	22	1/7	45.0
0	0.0	0	0.0	0	0/0	39.6
0	0.0	0	0.0	0	0/0	39.6
13	2.6	18	3.6	53t	48/242	66.8
16	2.7	22	3.7	58t	38/244	69.6



Rushing	Att	Yds	Avg	LG	TD
C. Warren	273	1072	3.9	45t	7
Williams	82	371	4.5	38	3
Mirer	68	343	5.0	33	3
Vaughn	36	153	4.3	37	0
Blades	5	52	10.4	26	0
Bates	2	12	6.0	6	0
Johnson	2	8	4.0	5	0
D. Thomas	1	4	4.0	4	0
Mayes	1	2	2.0	2	0
Martin	1	0	0.0	0	0
Gelbaugh	1	-1	-1.0	-1	0
McGwire	1	-1	-1.0	-1	0
SEAHAWKS	473	2015	4.3	45t	13
OPPONENTS	452	1660	3.7	30t	12

Receiving	No	Yds	Avg	LG	TD
Blades	80	945	11.8	41	3
Williams	58	450	7.8	25	1
Martin	57	798	14.0	53t	5
Edmunds	24	239	10.0	32	2
Green	23	178	7.7	20	1
C. Warren	15	99	6.6	21	0
D. Thomas	11	95	8.6	20	0
R. Thomas	7	67	9.6	16	0
Johnson	3	15	5.0	8	1
Bates	1	6	6.0	6	0
Roberts	1	4	4.0	4	0
SEAHAWKS	280	2896	10.3	53t	13
OPPONENTS	333	3897	11.7	58t	16

Kickoff Returns	No	FC	Yds	Avg	LG	TD
Bates	30	0	603	20.1	46	0
Vaughn	16	0	280	17.5	31	0
Martin	3	0	38	12.7	15	0
Tuatagaloa	1	0	10	10.0	10	0
SEAHAWKS	50	0	931	18.6	46	0
OPPONENTS	52	1	967	18.6	95t	1

Punt Returns	No	FC	Yds	Avg	LG	TD
Martin	32	15	270	8.4	33	0
McCloughan	1	0	10	10.0	10	0
SEAHAWKS	33	15	280	8.5	33	0
OPPONENTS	47	21	475	10.1	74t	1

DEFENSIVE STATISTICS

(According to Unofficial Press Box Statistics)

Player	--Tackles--			QB	Y/L	T/L	Y/L	PD	FF	FR
	T	S	A							
E.Robinson	111	84	27	2.0	23.0	5.0	30.0	15	3	2
Wooden	106	73	33	2.5	27.5	10.5	45.5	9	3	1
Stephens	105	75	30	2.5	9.0	8.0	19.5	1	2	1
Kennedy	77	60	17	6.5	44.0	13.5	52.0	3	1	1
Blackmon	74	55	19			3.0	5.5	11		1
Harper	67	60	7			1.0	6.0	13	1	1
Hunter	58	51	7			1.0	1.0	12		3
Murphy	57	43	14			7.5	18.0		2	
Nash	48	33	15	0.5	3.0	2.5	7.5	1		
R.Robinson	42	35	7	1.5	10.5	1.5	10.5	5	1	
Bryant	38	32	6	1.0	8.0	5.0	14.5	1		
Tuatagaloa	32	23	9	3.5	12.0	8.5	22.0			1
Gray	23	21	2	1.0	8.0	1.0	8.0	9		
Porter	21	16	5	1.0	4.0	3.0	6.0	2		
Berry	19	12	7			0.5	0.5			
Wells	15	13	2			2.0	7.0			
McCloughan	13	12	1			1.0	4.0	4		
Sinclair	12	12	0	8.0	46.0	8.0	46.0	1	1	
Jefferson	9	9	0					3		
McCrary	8	7	1	4.0	28.0	4.0	28.0		2	
Edwards	7	6	1	3.0	13.0	3.5	15.5	1		
Rodgers	6	5	1	1.0	8.0	1.0	8.0			
Allred	5	4	1					1		
Spitulski	5	3	2					1		
Hackett	3	2	1							
Junior	1	1	0							

T - Total Tackles; S - Solo; A - Assisted; QB - Quarterback Sacks;
Y/L - Yards Lost; T/L - Tackles for Loss (includes sacks); PD - Passes
Defensed; FF - Forced Fumbles; FR - Fumble Recoveries

SPECIAL TEAMS STATISTICS

(According to Unofficial Press Box Statistics)

Player	--Tackles--			I20	T/L	FF	FR	- Blocked -		
	T	S	A					Pu	FG	XP
Bates	22	21	1	5.0		2	2			
R. Robinson	15	14	1	1.0		1	1			
Davis	11	8	3	3.0						
Wells	11	10	1	3.0						
McCloughan	9	7	2							
Brandon	6	3	3	0.5						1
Johnson	6	6	0	1.0						
R. Thomas	6	5	1	1.5	1.0					
Murphy	4	4	0							
Gray	3	3	0	1.5						
Kasay	3	3	0				1			
Jefferson	2	1	1	1.0						
Junkin	2	1	1							
McCrary	2	2	0	0.5						
Spitulski	2	1	1	0.5						
Wooden	2	2	0							
Allred	1	1	0							
Hunter	1	1	0	0.5						
D. Thomas	1	1	0							
Vaughn	1	1	0							
Bryant	0	0	0							1

T - Total Tackles; S - Solo; A - Assisted; I20 - Tackles Inside the 20;
T/L - Tackles for Loss; FF - Forced Fumbles; FR - Fumble Recoveries;
Pu - Blocked Punts; FG - Blocked Field Goals; XP - Blocked PATs

1993 HONORS

ANDY HECK, T

Elementary School Teacher Named NFL Teacher of the Year

TRACY JOHNSON, FB

Special Teams Captain

TREY JUNKIN, TE

Special Teams Captain

CORTEZ KENNEDY, DT

AFC Pro Bowl Starter

First-Team All-NFL

Associated Press, Sports Illustrated, Sporting News, Pro Football Weekly/Pro Football Writers Association, Football Digest, College and Pro Football Newsweekly

First-Team All-AFC

UPI

RICK MIRER, QB

NFL Offensive Rookie of the Year

Football Digest

AFC Rookie of the Year

USA Today/NFL Players Association, United Press International

First-Team All-Rookie

Pro Football Weekly/Pro Football Writers Association, Football Digest, Football News, College and Pro Football Newsweekly

AFC Offensive Player of the Week 5 (vs. San Diego 10/3)

National Football League, Pro Football Writers Association

EUGENE ROBINSON, S

Defensive Captain

AFC Pro Bowl Squad

First-Team All-NFL

Pro Football Weekly/Pro Football Writers Association, NFL Films, USA Today/NFL Players Association, College and Pro Football Newsweekly

Second-Team All-NFL

Associated Press

First-Team All-AFC

Football News

Marcus Nalley Trophy

Seahawks Most Valuable Player as voted by teammates

Steve Largent Award

Player who best exemplifies the spirit, dedication and integrity of the Seahawks

Seattle NFL Man of the Year

Seattle Post-Intelligencer Sports Star of the Year Nominee

Bart Starr Award Finalist (one of three)

Byron "Whizzer" White Humanitarian Award Nominee

AFC Defensive Player of the Week 11 (vs. Cleveland 11/14)

RICK TUTEN, P

AFC Special Teams Player of the Week 5 (vs. San Diego 10/3)

CHRIS WARREN, RB

AFC Pro Bowl Squad

AFC Offensive Player of the Week 3 (at New England 9/19)

JOHN L. WILLIAMS, FB

Offensive Captain

PRESEASON SUMMARIES

1 Indianapolis Colts 16, Seattle Seahawks 13 (Overtime) Saturday, August 7, 1993 — Kingdome

Indianapolis kicker Dean Biasucci kicked a 43-yard field goal 5:59 into overtime to give the Colts a 16-13 win over the Seahawks. Biasucci's kick capped a six-play, 48-yard drive on the Colts second overtime possession, which featured a 44-yard pass from Tom Tupa to rookie Roosevelt Potts. Biasucci had tied the game at 13-13 with three seconds left in regulation with a 27-yard field goal. Indianapolis broke to a 10-0 second quarter lead on Rodney Culver's one-yard run and Biasucci's 37-yard field goal. Seattle answered on a one-yard Dan McGwire-to-Mack Strong touchdown pass with 18 seconds left in the half. The Seahawks tied the game on Chris Dugan's 29-yard field goal and went ahead on John Kasay's 49-yarder, both in the third quarter. Seattle was in control in the fourth quarter, but a turnover at the Colts 30 set up Indianapolis' drive to the tying field goal.

Indianapolis	0	10	0	3	3	—	16
Seattle	0	7	6	0	0	—	13

IND — Culver 1 run (Biasucci kick)
 IND — Biasucci 37 FG
 SEA — Strong 1 pass from McGwire (Kasay kick)
 SEA — Dugan 29 FG
 SEA — Kasay 49 FG
 IND — Biasucci 27 FG
 IND — Biasucci 43 FG
 Att. — 45,055

INDIVIDUAL STATISTICS

RUSHING

Indianapolis	Att	Yds	LG	TD	Seattle	Att	Yds	LG	TD
A. Johnson	9	33	10	0	Mayes	10	45	21	0
Toner	9	33	6	0	Warren	4	22	11	0
Potts	7	25	10	0	Blake	4	8	4	0
TOTAL	44	119	13	1	TOTAL	25	85	21	0

PASSING

Indianapolis	A	C	Yds	TD	I	Seattle	A	C	Yds	TD	I
Tupa	38	25	201	0	1	McGwire	18	9	90	1	0
Trudeau	3	3	42	0	0	Gelbaugh	16	7	78	0	0
TOTAL	412	28	243	0	1	TOTAL	34	16	168	1	0

PASS RECEIVING

Indianapolis	No	Yds	LG	TD	Seattle	No	Yds	LG	TD
Potts	7	88	44	0	Strong	3	45	41	1
Culver	6	30	10	0	R. Thomas	3	31	16	0
Miller	3	25	11	0	Shamsid-Deen	3	20	9	0
TOTAL	28	243	44	0	TOTAL	16	168	41	1

DEFENSE

Indianapolis — Sacks: None. Interceptions: None. Forced Fumbles: Baylor 1, Grant 1. Fumble Recoveries: Brandon 1, Emtman 1.

Seattle — Sacks: Sinclair 1.0. Interceptions: Tuatagaloa 1. Forced Fumbles: Lustyk 1, McCrary 1. Fumble Recoveries: Junior 2, R. Robinson 1.

TEAM STATISTICS

	Indianapolis	Seattle
Total First Downs	21	12
Third Down Eff.	10/21 47.6%	3/15 20.0%
Total Net Yards	353	253
Total Off. Plays (Incl. Sacks)	86	59
Avg. Per Play	4.1	4.3
Net Yards Rushing	119	85
Total Rushing Plays	44	25
Net Yards Passing	234	168
Times Sacked/Yards Lost	1/9	0/0
Pass Atts-Comps-Ints	41-28-1	34-16-0
Punts-Number And Avg.	6-42.5	7-35.7
Penalties-Number And Yards	6-35	7-44
Fumbles-Number And Lost	5-4	3-3
Touchdowns	1	1
Field Goals Made-Atts	3-4	2-3
Time of Possession	38:25	27:34

2 Minnesota Vikings 23, Seattle Seahawks 10 Saturday, August 14, 1993 — Metrodome

The Minnesota Vikings upped their two-year preseason record under Head Coach Dennis Green to 7-0 with a 23-10 win over the Seahawks in the Metrodome. The Vikings struck on their opening possession as Jim McMahon completed all five pass attempts for 80 yards, including a 19-yard scoring pass to Cris Carter. Seattle turnovers set up two-of-three Eric Lange second quarter field goals for a 16-0 halftime lead. Quarterback Rick Mirer made his preseason debut, starting the second half. On his third series, he engineered an eight-play, 29-yard drive to Chris Dugan's 43-yard field goal. On his fifth, he capped a four-play, 13-yard drive with a one-yard touchdown pass to Larry Stayner, cutting the Vikings lead to 16-10. After the two teams exchanged punts, Seattle started from their own 23 with 4:24 left and had advanced to the Minnesota 45 with 2:00 left. However, Mirer's first down pass was intercepted by rookie linebacker Dave Garnett and returned 64 yards for a touchdown. For the second half, Mirer completed 10-of-18 passes for 69 yards, with one touchdown and one interception. He added 18 yards rushing on two carries.

Seattle	0	0	3	7	—	10
Minnesota	7	9	0	7	—	23

MIN — C. Carter 19 pass from McMahon (Lange kick)

MIN — Lange 49 FG

MIN — Lange 32 FG

MIN — Lange 41 FG

SEA — Dugan 43 FG

SEA — Stayner 1 pass from Mirer (Dugan kick)

MIN — Garnett 64 interception return (Lange kick)

Att. — 42,240

INDIVIDUAL STATISTICS

RUSHING

Seattle	Att	Yds	LG	TD	Minnesota	Att	Yds	LG	TD
Williams	4	24	15	0	Evans	8	27	9	0
Blake	10	23	5	0	Staten	5	23	10	0
McGwire	3	21	9	0	Ismail	2	16	13	0
TOTAL	32	113	15	0	TOTAL	23	87	13	0

PASSING

Seattle	A	C	Yds	TD	I	Minnesota	A	C	Yds	TD	I
McGwire	14	8	64	0	2	McMahon	11	9	104	1	0
Mirer	18	10	69	1	1	Salisbury	9	2	28	0	0
						Gannon	4	3	22	0	0
TOTAL	32	18	133	1	3	TOTAL	25	14	154	1	0

PASS RECEIVING

Seattle	No	Yds	LG	TD	Minnesota	No	Yds	LG	TD
Strong	5	27	9	0	C. Carter	3	26	19t	1
Green	2	21	17	0	3 players with	2			
Williams	2	21	17	0					
TOTAL	18	133	17	1	TOTAL	14	154	32	1

DEFENSE

Seattle — Sacks: None. **Interceptions:** None. **Forced Fumbles:** None. **Fumble Recoveries:** None.

Minnesota — Sacks: R.Harris 2.0, Culpepper 1.0, J.Harris 1.0, Holmes 1.0, Hooks 1.0, Randle 1.0. **Interceptions:** Barker 1, Garnett 1 (TD), McMillian 1. **Forced Fumbles:** Randle 1. **Fumble Recoveries:** Lee 1.

TEAM STATISTICS

	Seattle	Minnesota
Total First Downs	18	12
Third Down Eff.	5/14 35.7%	1/11 9.1%
Total Net Yards	207	241
Total Off. Plays (Incl. Sacks)	71	48
Avg. Per Play	2.9	5.0
Net Yards Rushing	113	87
Total Rushing Plays	32	23
Net Yards Passing	94	154
Times Sacked/Yards Lost	7/39	0/0
Pass Atts-Comps-Ints	32-18-3	25-14-0
Punts-Number And Avg.	5-42.8	5-38.4
Penalties-Number And Yards	5-76	8-68
Fumbles-Number And Lost	2-1	2-1
Touchdowns	1	2
Field Goals Made-Atts	1-2	3-4
Time Of Possession	35:03	24:57

3 Seattle Seahawks 30, San Francisco 49ers 0 Saturday, August 21, 1993 — Kingdome

All three units took center stage as the Seahawks defeated the San Francisco 49ers 30-0, snapping a 13-game 49ers preseason winning streak. Rick Mirer guided Seattle to scores on their first four possessions, including his 14-yard scoring pass to Brian Blades. John Kasay's first field goal was set up by Eugene Robinson's blocked punt and Blades' score was preceded by Michael McCrary's fumble recovery on the kickoff. The quarter ended with Robinson's 11-yard scoring return of a fumble. Mirer tossed his second scoring pass with 1:00 left in the half. Rueben Mayes aided the offense by rushing for 101 yards on 17 carries, including 98 on 16 in the first half. His effort equalled David Sims' 101 yards against the Minnesota Vikings on August 2, 1979, for the most rushing yards in Seahawks preseason history. The shutout was Seattle's first in the preseason since they defeated the Tampa Bay Buccaneers, 38-0, in the Hall of Fame Game on July 28, 1984. It was the first time the 49ers had been shutout since 1979.

San Francisco	0	0	0	0	—	0
Seattle	23	7	0	0	—	30
SEA — Kasay	49 FG					
SEA — Kasay	28 FG					
SEA — Blades	14 pass from Mirer (Kasay kick)					
SEA — Kasay	28 FG					
SEA — E. Robinson	11 fumble return (Kasay kick)					
SEA — R. Thomas	6 pass from Mirer (Kasay kick)					
Att. —	51,086					

INDIVIDUAL STATISTICS

RUSHING

SF	Att	Yds	LG	TD	Seattle	Att	Yds	LG	TD
Carter	6	33	9	0	Mayes	17	101	27	0
Bridewell	1	24	24	0	Blake	13	38	14	0
Watters	5	20	8	0	Strong	4	26	9	0
TOTAL	23	100	24	0	TOTAL	42	191	27	0

PASSING

SF	A	C	Yds	TD	I	Seattle	A	C	Yds	TD	I
Musgrave	6	1	0	0	0	Mirer	12	6	87	2	0
Grbac	17	7	75	0	0	McGwire	3	2	20	0	0
Bridewell	12	8	44	0	0	Gelbaugh	4	3	27	0	0
TOTAL	35	16	119	0	0	TOTAL	19	11	134	2	0

PASS RECEIVING

SF	No	Yds	LG	TD	Seattle	No	Yds	LG	TD
Singleton	4	50	19	0	D. Thomas	2	60	48	0
Alexander	3	16	6	0	A. Smith	2	17	14	0
Kyles	2	16	18	0	R. Thomas	2	14	8	1
Carter	2	9	6	0	Mayes	2	13	7	0
TOTAL	16	119	19	0	TOTAL	11	134	48	2

DEFENSE

San Francisco — Sacks: Russell 2.0, Faryniarz 1.0, Harrison 1.0, Thomas 1.0. **Interceptions:** None. **Forced Fumbles:** Faryniarz 1, Goss 1. **Fumble Recoveries:** LaBounty 1, Stubblefield 1, Walter 1.

Seattle — Sacks: Tuatagaloa 2.0, Edwards 1.0, Rodgers 1.0. **Interceptions:** None. **Forced Fumbles:** Blackmon 1, Rodgers 1. **Fumble Recoveries:** McCloughan 1, E. Robinson 1 (TD). **Blocked Punt:** E. Robinson 1.

TEAM STATISTICS

	San Francisco	Seattle
Total First Downs	9	18
Third Down Eff.	5/16 31.3%	4/14 28.6%
Total Net Yards	178	284
Total Off. Plays (Incl. Sacks)	62	66
Avg. Per Play	2.9	4.3
Net Yards Rushing	100	191
Total Rushing Plays	23	42
Net Yards Passing	78	93
Times Sacked/Yards Lost	4/41	5/41
Pass Atts-Comps-Ints	35-16-0	19-11-0
Punts-Number And Avg.	8-32.3	3-38.3
Penalties-Number And Yards	9-62	6-35
Fumbles-Number And Lost	0-0	3-3
Touchdowns	0	3
Field Goals Made-Atts	0-1	3-5
Time Of Possession	25:36	34:24

4 Seattle Seahawks 20, Houston Oilers 10 Saturday, August 28, 1993 — Astrodome

The Seahawks won their second consecutive preseason game, 20-10, over the Houston Oilers in Houston, utilizing the same formula as the first, offense, defense and special teams. Quarterback Rick Mirer directed the Seahawks to a field goal on their first possession and backup signal caller Stan Gelbaugh hit Tommy Kane with a 17-yard touchdown pass in a 14-point third quarter to spark the offense. Dave McCloughan's 75-yard punt return touchdown in that quarter was Seattle's first ever in preseason play. The defense held the high-powered Oilers to 289 total yards, including only 41 rushing, one-of-nine on third downs, and intercepted two passes. Mirer finished his one half of work completing 6-of-11 passes for 79 yards, and added 24 rushing. Gelbaugh was 5-of-8 for 85 yards. Michael Sinclair had two of Seattle's six sacks, with Joe Nash adding 1.5. Seattle finished the preseason 2-2 for the third consecutive year.

Seattle	3	0	14	3	—	20
Houston	0	7	0	3	—	10

SEA — Kasay 22 FG

HOU — Slaughter 2 pass from Moon (Del Greco kick)

SEA — McCloughan 75 punt return (Kasay kick)

SEA — Kane 17 pass from Gelbaugh (Kasay kick)

HOU — Greco 31 FG

SEA — Kasay 47 FG

Att. — 43,678

INDIVIDUAL STATISTICS

RUSHING

Seattle	Att	Yds	LG	TD	Houston	Att	Yds	LG	TD
C. Warren	11	45	17	0	White	11	21	8	0
Mirer	3	31	13	0	G. Brown	2	9	6	0
Mayes	10	22	5	0	Moon	2	7	5	0
Vaughn	7	15	8	0	Carlson	2	4	2	0
TOTAL	35	110	24	0	TOTAL	17	41	8	0

PASSING

Seattle	A	C	Yds	TD	I	Houston	A	C	Yds	TD	I
Mirer	11	6	79	0	0	Moon	20	14	167	1	1
Gelbaugh	8	5	85	1	0	Carlson	16	8	110	0	1
TOTAL	19	11	164	1	0	TOTAL	36	22	277	1	2

PASS RECEIVING

Seattle	No	Yds	LG	TD	Houston	No	Yds	LG	TD
Johnson	3	57	22	0	Slaughter	8	89	26	1
Green	3	31	13	0	Duncan	5	54	14	0
5 players with	1				Coleman	3	51	30	0
					Mays	3	44	19	0
TOTAL	11	164	22	1	TOTAL	22	277	30	1

DEFENSE

Seattle — Sacks: Sinclair 2.0, Nash 1.5, Kennedy 1.0, Stephens 1.0, McCrary 0.5. **Interceptions:** Harper 1, Jefferson 1. **Forced Fumbles:** None. **Fumble Recoveries:** None.

Houston — Sacks: Jones 3.0, A. Smith 1.0, Teeter 1.0, Bowden 0.5, Fuller 0.5. **Interceptions:** None. **Forced Fumbles:** None. **Fumble Recoveries:** None.

TEAM STATISTICS

	Seattle	Houston
Total First Downs	14	18
Third Down Eff.	6/15 40.0%	1/9 11.1%
Total Net Yards	236	289
Total Off. Plays (Incl. Sacks)	60	59
Avg. Per Play	3.9	4.9
Net Yards Rushing	110	41
Total Rushing Plays	35	17
Avg. Gain Per Rushing Play	3.1	2.4
Net Yards Passing	126	248
Times Sacked/Yards Lost	6/38	6/29
Pass Atts-Comps-Ints	19-11-0	36-22-2
Punts-Number And Avg.	6-43.8	5-49.8
Penalties-Number And Yards	7-35	5-30
Fumbles-Number And Lost	1-0	0-0
Touchdowns	2	1
Field Goals Made-Atts	2-2	1-1
Time Of Possession	29:10	30:50

REGULAR SEASON

1 San Diego Chargers 18, Seattle Seahawks 12 Sunday, September 5, 1993 — Jack Murphy Stadium

John Carney kicked a San Diego record six field goals to give the Chargers an 18-12 season-opening win over the Seahawks. Carney connected from 19, 26, 32, 44, 50, and 51 yards to break his own San Diego mark of five set in 1992, and equal the Seahawks opponent record set by Joe Danelo of the New York Giants on October 18, 1981. The Chargers limited Seattle to 230 yards, recorded four sacks, and forced two turnovers. Seattle held San Diego to 269 yards, had two sacks, and intercepted two passes. One of the interceptions resulted in a 13-yard touchdown by Joe Nash. Marion Butts (87) and Natrone Means (43) combined for 130 of the Chargers 160 rushing yards. Seattle's rookie Rick Mirer made his first regular season start and completed 20-of-27 passes (70.4%) for 154 yards, with one interception.

Seattle 7 3 0 2 — 12

San Diego 6 6 0 6 — 18

SEA — Nash 13 interception return (Kasay kick)

SD — Carney 26 FG

SD — Carney 44 FG

SEA — Kasay 27 FG

SD — Carney 50 FG

SD — Carney 32 FG

SD — Carney 51 FG

SD — Carney 19 FG

SEA — Safety, Kidd intentionally ran out of end zone

Att. — 58,039

INDIVIDUAL STATISTICS

RUSHING

Seattle	Att	Yds	LG	TD	San Diego	Att	Yds	LG	TD
C. Warren	12	38	12	0	Butts	15	87	13	0
Mirer	3	36	19	0	Means	14	43	10	0
TOTAL	21	89	19	0	TOTAL	38	160	13	0

PASSING

Seattle	A	C	Yds	TD	I	San Diego	A	C	Yds	TD	I
Mirer	27	20	154	0	1	Humphries	30	13	123	0	2
TOTAL	27	20	154	0	1	TOTAL	30	13	123	0	2

PASS RECEIVING

Seattle	No	Yds	LG	TD	San Diego	No	Yds	LG	TD
Blades	5	54	21	0	A. Miller	6	56	13	0
C. Warren	4	13	6	0	Harmon	2	14	7	0
3 players with	3				Walker	2	7	6	0
TOTAL	20	154	21	0	TOTAL	13	123	28	0

DEFENSE

Seattle — Sacks: Kennedy 1.0, McCrary 1.0. **Interceptions:** Gray 1, Nash 1 (TD). **Forced Fumbles:** None. **Fumble Recoveries:** None.

San Diego — Sacks: Mims 2.0, O'Neal 1.0, Grossman 0.5, Lee 0.5. **Interceptions:** Pope 1. **Forced Fumbles:** Richard 1. **Fumble Recoveries:** Grossman 1.

TEAM STATISTICS

	Seattle	San Diego
Total First Downs	15	19
Third Down Eff.	1/10 10.0%	6/17 35.3%
Total Net Yards	230	269
Total Off. Plays (Incl. Sacks)	52	70
Avg. Per Play	4.4	3.8
Net Yards Rushing	89	160
Total Rushing Plays	21	38
Net Yards Passing	141	109
Times Sacked/Yards Lost	4/13	2/14
Pass Atts-Comps-Ints	27-20-1	30-13-2
Punts-Number And Avg.	5-42.6	1-55.0
Penalties-Number And Yards	4-40	3-25
Fumbles-Number And Lost	1-1	0-0
Touchdowns	1	0
Field Goals Made-Atts	1-2	6-6
Time Of Possession	26:07	33:53

2 Los Angeles Raiders 17, Seattle Seahawks 13 Sunday, September 12, 1993 — Kingdome

Jeff Hostetler accounted for touchdowns via land and air in a 17-13 win over the Seahawks in a nationally-televised game. Hostetler opened the scoring with a two-yard scoring run at the end of a 10-play, 72-yard drive. After the Seahawks pulled ahead 10-7 on Chris Warren's six-yard run and John Kasay's 39-yard field goal, Hostetler connected with Tim Brown on a 33-yard touchdown pass with 1:13 left in the first half. Kasay provided the only points of the second half with a 53-yard field goal in the fourth quarter. Seattle had one last chance to win, starting a drive at their own eight with 1:54 left. Four Rick Mirer pass completions brought the Seahawks to the Raiders 49, but his next pass was tipped and intercepted by Patrick Bates. Mirer finished the game 14-of-22 for 149 yards, with two interceptions, and added 27 yards on five carries. He was sacked five times, including four by Anthony Smith, his second straight game in Seattle with four sacks. Hostetler, who was playing his first game in the Kingdome, completed 18-of-33 passes for 195 yards and was intercepted once. Brown caught nine for 97 yards and a score. Warren led all rushers with 76 yards on 20 carries and he added 61 yards on four pass receptions. Rod Stephens led the Seahawks defense with 10 tackles, including one-half a sack, while Terry Wooden, Cortez Kennedy, and Eugene Robinson each had eight tackles. Rookie cornerback Carlton Gray picked off his second pass in as many games.

Los Angeles	7	10	0	0	—	17
Seattle	0	10	0	3	—	13

LA — Hostetler 2 run (Jaeger kick)

SEA — C. Warren 6 run (Kasay kick)

SEA — Kasay 39 FG

LA — Jaeger 36 FG

LA — Brown 33 pass from Hostetler (Jaeger kick)

SEA — Kasay 53 FG

Att — 58,836

INDIVIDUAL STATISTICS

RUSHING

Los Angeles	Att	Yds	LG	TD	Seattle	Att	Yds	LG	TD
Robinson	17	54	11	0	C. Warren	20	76	16	1
Hostetler	7	21	9	1	Mirer	5	27	11	0
S. Smith	3	14	10	0	Johnson	1	5	5	0
TOTAL	28	83	11	1	TOTAL	29	112	16	1

PASSING

Los Angeles	A	C	Yds	TD	I	Seattle	A	C	Yds	TD	I
Hostetler	33	18	195	1	1	Mirer	22	14	149	0	2
TOTAL	33	18	195	1	1	TOTAL	22	14	149	0	2

PASS RECEIVING

Los Angeles	No	Yds	LG	TD	Seattle	No	Yds	LG	TD
Brown	9	97	33t	1	Williams	5	40	25	0
Wright	4	73	41	0	C. Warren	4	61	21	0
Horton	4	19	10	0	2 players with	2			
TOTAL	18	195	41	1	TOTAL	14	149	25	0

DEFENSE

Los Angeles — Sacks: A. Smith 4.0, Broughton 1.0. **Interceptions:** Bates 1, McDaniel 1. **Forced Fumbles:** McDaniel 1. **Fumble Recoveries:** Wallace 1.
Seattle — Sacks: Sinclair 1.0, Tuatagaloa 1.0, Nash 0.5, Stephens 0.5. **Interceptions:** Gray 1. **Forced Fumbles:** None. **Fumble Recoveries:** None.

TEAM STATISTICS

	Los Angeles	Seattle
Total First Downs	16	14
Third Down Eff.	6/15 40.0%	1/9 11.1%
Total Net Yards	264	232
Total Off. Plays (Incl. Sacks)	64	56
Avg. Per Play	4.1	4.1
Net Yards Rushing	83	112
Total Rushing Plays	28	29
Net Yards Passing	181	120
Times Sacked/Yards Lost	3/14	5/29
Pass Atts-Comps-Ints	33-18-1	22-14-2
Punts-Number And Avg.	7-39.6	5-39.2
Penalties-Number And Yards	7-40	3-21
Fumbles-Number And Lost	0-0	1-1
Touchdowns	2	1
Field Goals Made-Atts	1-1	2-2
Time Of Possession	31:55	28:05

3 Seattle Seahawks 17, New England Patriots 14 **Sunday, September 19, 1993 — Foxboro Stadium**

Chris Warren rushed for a career-high 174 yards on a team record 36 carries to lead the Seahawks to their first win of 1993, a 17-14 decision over the New England Patriots in Foxboro Stadium. Seattle opened the game by driving 67 yards in 10 plays, culminating in Rick Mirer's four-yard touchdown pass to Brian Blades. The defense made the lead standup until halftime, stopping the Patriots first drive on Cortez Kennedy's recovery of a fumble at the Seahawks eight. Seattle opened the second half controlling the ball for 9:48 while driving to the Patriots seven for John Kasay's 24-yard field goal. Mirer came up big, completing 5-of-6 passes for 56 yards, including a key third down completion to John L. Williams. On that completion, he was poked in the eye and would play only one more play. The Seahawks defense stopped the Patriots on three plays and Kelvin Martin's 14-yard punt return set the offense up at the Patriots 41. After Stan Gelbaugh completed a 22-yard pass to John L. Williams, on a third-and-six, to the 15, Warren took it the rest of the way for a 17-0 lead. The Patriots stormed back going 80 yards, cutting the lead to 17-7. The Seattle offense then suffered a pair of turnovers deep in their own territory, at the 15 and the 13, respectively, but the defense allowed only a touchdown, cutting the lead to 17-14 with 4:54 left. The Patriots had two more chances, the second ending when a 54-yard field goal attempt bounced back off the crossbar with 24 seconds left.

Seattle	7	0	10	0	—	17
New England	0	0	0	14	—	14

SEA — Blades 4 pass from Mirer (Kasay kick)

SEA — Kasay 24 FG

SEA — C. Warren 15 run (Kasay kick)

NE — Coates 25 pass from Bledsoe (Sisson kick)

NE — Gash 4 run (Sisson kick)

Att. — 50,392

INDIVIDUAL STATISTICS

RUSHING

Seattle	Att	Yds	LG	TD	New England	Att	Yds	LG	TD
C. Warren	36	174	17	1	Russell	8	21	9	0
Mirer	2	21	19	0	Gash	4	16	5	1
Vaughn	3	11	10	0	Croom	3	10	6	0
TOTAL	43	209	19	1	TOTAL	17	51	9	1

PASSING

Seattle	A	C	Yds	TD	I	New England	A	C	Yds	TD	I
Mirer	16	12	117	1	1	Bledsoe	44	20	240	1	2
Gelbaugh	5	3	39	0	1						
TOTAL	21	15	156	1	2	TOTAL	44	20	240	1	2

PASS RECEIVING

Seattle	No	Yds	LG	TD	New England	No	Yds	LG	TD
Blades	6	50	17	1	Crittenden	5	68	18	0
Williams	4	50	22	0	McMurtry	4	49	15	0
Martin	3	28	12	0	Coates	4	47	25t	1
TOTAL	15	156	22	1	TOTAL	20	240	25t	1

DEFENSE

Seattle — **Sacks:** Kennedy 2.0. **Interceptions:** Harper 1, E. Robinson 1.

Forced Fumbles: Murphy 1. **Fumble Recoveries:** Kennedy 1.

New England — **Sacks:** Slade 2.0, Tippet 2.0, Hurst 1.0. **Interceptions:**

Collins 1, Hurst 1. **Forced Fumbles:** Hurst 1. **Fumble Recoveries:** Tippet 1.

TEAM STATISTICS

	Seattle	New England
Total First Downs	23	19
Third Down Eff.	5/13 38.5%	4/13 30.8%
Total Net Yards	334	276
Total Off. Plays (Incl. Sacks)	69	63
Avg. Per Play	4.8	4.4
Net Yards Rushing	209	51
Total Rushing Plays	43	17
Net Yards Passing	125	225
Times Sacked/Yards Lost	5/31	2/15
Pass Atts-Comps-Ints	21-15-2	44-20-2
Punts-Number And Avg.	5-41.0	6-40.5
Penalties-Number And Yards	7-49	4-20
Fumbles-Number And Lost	1-1	1-1
Touchdowns	2	2
Field Goals Made-Atts	1-2	0-1
Time Of Possession	38:20	21:40

4 Seattle Seahawks 19, Cincinnati Bengals 10 **Sunday, September 26, 1993 — Riverfront Stadium**

Linebacker Rod Stephens forced and recovered a fumble for a touchdown and John Kasay added a career-high four field goals as the Seahawks won their second straight game, 19-10, over the Cincinnati Bengals. The win boosted Seattle to the .500 mark for the first time since week 12 of the 1991 season. Cincinnati rallied, overcoming a 9-0 Seattle lead by scoring 10 points to grab a 10-9 lead with 8:21 left. The Seahawks next series stalled at the Bengals 40, but Michael Bates downed Rick Tuten's punt at the Cincinnati four. On the Bengals first play, Kevin Murphy strung out Harold Green's sweep attempt and had him stopped in the end zone when Stephens arrived. Stephens forced the fumble and recovered the ball for his first career touchdown and a 16-10 Seattle lead with 4:38 left. Rafael Robinson ended the Bengals next series with a sack and forced fumble at the Cincinnati 22 and Kasay came in to kick his fourth three-pointer. Seattle recorded five sacks and three takeaways, which led to 13 points. Seattle's Rick Mirer completed 18-of-30 passes for 181 yards, who also got 75 rushing yards from Chris Warren and six receptions from John L. Williams.

Seattle	0	6	3	10	—	19
Cincinnati	0	0	0	10	—	10
SEA — Kasay	32 FG					
SEA — Kasay	35 FG					
SEA — Kasay	23 FG					
CIN — Pelfrey	23 FG					
CIN — Pickens	21 pass from Schroeder (Pelfrey kick)					
SEA — Stephens	recovered fumble in end zone (Kasay kick)					
SEA — Kasay	35 FG					
Att. —	46,880					

INDIVIDUAL STATISTICS

RUSHING

Seattle	Att	Yds	LG	TD	Cincinnati	Att	Yds	LG	TD
C. Warren	19	75	13	0	Green	13	16	12	0
Blades	1	26	26	0	Klingler	1	11	11	0
Williams	5	21	10	0	Schroeder	2	2	3	0
TOTAL	35	139	26	0	TOTAL	17	30	12	0

PASSING

Seattle	A	C	Yds	TD	I	Cincinnati	A	C	Yds	TD	I
Mirer	30	18	181	0	0	Klingler	23	11	155	0	1
						Schroeder	22	14	183	1	0
TOTAL	30	18	181	0	0	TOTAL	45	25	338	1	1

PASS RECEIVING

Seattle	No	Yds	LG	TD	Cincinnati	No	Yds	LG	TD
Williams	6	38	19	0	McGee	7	102	37	0
Blades	5	64	18	0	Query	6	59	17	0
Martin	5	63	24	0	Pickens	5	81	27	1
2 players with	1				Rembert	4	50	21	0
TOTAL	18	181	24	0	TOTAL	25	338	37	1

DEFENSE

Seattle — Sacks: Tuatagaloa 1.5, Porter 1.0, R. Robinson 1.0, Kennedy 0.5. **Interceptions:** E. Robinson 1. **Forced Fumbles:** R. Robinson 1, Stephens 1. **Fumble Recoveries:** Stephens 1 (TD).

Cincinnati — Sacks: Copeland 1.0, D. Williams 1.0. **Interceptions:** None. **Forced Fumbles:** Copeland 1. **Fumble Recoveries:** Shaw 1, Stubbs 1.

TEAM STATISTICS

	Seattle	Cincinnati
Total First Downs	17	19
Third Down Eff.	3/15 20.0%	5/14 35.7%
Total Net Yards	305	354
Total Off. Plays (Incl. Sacks)	67	67
Avg. Per Play	4.6	5.3
Net Yards Rushing	139	30
Total Rushing Plays	35	17
Net Yards Passing	166	324
Times Sacked/Yards Lost	2/15	5/14
Pass Atts-Comps-Ints	30-18-0	45-25-1
Punts-Number And Avg.	6-36.0	4-38.8
Penalties-Number And Yards	5-21	8-58
Fumbles-Number And Lost	2-2	3-2
Touchdowns	1	1
Field Goals Made-Atts	4-4	1-3
Time Of Possession	33:16	26:44

5 Seattle Seahawks 31, San Diego Chargers 14 Sunday, October 3, 1993 — Kingdome

Rick Mirer threw for 282 yards and one touchdown and ran for another as the Seahawks defeated the San Diego Chargers, 31-14, for their third consecutive win. Mirer completed 25-of-40 passes and connected with Kelvin Martin on an 18-yard scoring pass in the fourth quarter. That duo had hooked up earlier on a 39-yard pass play to the San Diego three on the opening drive, setting up Mirer's scoring run. After the Chargers scored, Seattle upped their lead to 17-7 at halftime on the strength of John Kasay's 33-yard field goal and Dan McGwire's 17-yard scoring pass to Brian Blades. McGwire had replaced Mirer (ankle injury) for two plays in his first action of the regular season. The Seahawks defense and special teams held the Chargers in check, recording three sacks and two takeaways, while the punt and kickoff coverage units forced San Diego to start their first five second half possessions at their 7, 13, 19, 9, and 20 yard lines, after having two In20s in the first half. Michael Sinclair had a career-high three sacks to account for Seattle's total, while Eugene Robinson and rookie Carlton Gray each picked off a pass. It was the third consecutive game with a theft for Robinson, one off the team record. Blades caught 10 passes for 132 yards, his 12th career 100-yard game, and first by a Seattle receiver in 1993.

San Diego	7	0	0	7	—	14
Seattle	7	10	7	7	—	31

SEA — Mirer 2 run (Kasay kick)

SD — Butts 2 run (Carney kick)

SEA — Kasay 33 FG

SEA — Blades 17 pass from McGwire (Kasay kick)

SEA — C. Warren 1 run (Kasay kick)

SEA — Martin 18 pass from Mirer (Kasay kick)

SD — A. Miller 11 pass from Friesz (Carney kick)

Att. — 54,778

INDIVIDUAL STATISTICS

RUSHING

San Diego	Att	Yds	LG	TD	Seattle	Att	Yds	LG	TD
Butts	11	62	9	1	C. Warren	23	32	11	1
Harmon	3	23	19	0	Mirer	3	15	12	1
TOTAL	20	94	19	1	TOTAL	31	57	12	2

PASSING

San Diego	A	C	Yds	TD	I	Seattle	A	C	Yds	TD	I
Humphries	27	12	141	0	2	Mirer	40	25	282	1	0
Friesz	14	9	103	1	0	McGwire	2	1	17	1	0
TOTAL	41	21	244	1	2	TOTAL	42	26	299	2	0

PASS RECEIVING

San Diego	No	Yds	LG	TD	Seattle	No	Yds	LG	TD
A. Miller	10	123	20	1	Blades	10	132	20	1
Harmon	4	56	31	0	Martin	5	85	39	1
3 players with	2				Green	4	29	10	0
TOTAL	21	244	31	1	TOTAL	26	299	39	2

DEFENSE

San Diego — Sacks: O'Neal 1.0, Richard 1.0. **Interceptions:** None.

Forced Fumbles: None. **Fumble Recoveries:** None.

Seattle — Sacks: Sinclair 3.0. **Interceptions:** Gray 1, E. Robinson 1.

Forced Fumbles: Sinclair 1. **Fumble Recoveries:** None.

TEAM STATISTICS

	San Diego	Seattle
Total First Downs	19	24
Third Down Eff.	4/13 30.8%	12/20 60.0%
Total Net Yards	315	344
Total Off. Plays (Incl. Sacks)	64	75
Avg. Per Play	4.9	4.6
Net Yards Rushing	94	57
Total Rushing Plays	20	31
Net Yards Passing	221	287
Times Sacked/Yards Lost	3/23	2/12
Pass Atts-Comps-Ints	41-21-2	42-26-0
Punts-Number And Avg.	6-39.0	7-37.0
Penalties-Number And Yards	8-54	3-18
Fumbles-Number And Lost	1-0	1-0
Touchdowns	2	4
Field Goals Made-Atts	0-1	1-1
Time Of Possession	26:11	33:49

6 Detroit Lions 30, Seattle Seahawks 10 Sunday, October 17, 1993 — Silverdome

Rodney Peete threw a pair of first half scoring passes to Herman Moore and Mel Gray returned a kickoff 95 yards for another touchdown as the Detroit Lions defeated the Seahawks 30-10, snapping Seattle's three-game winning streak. Peete, who was making his first start since game three, connected with Moore on passes of 13 yards and 11 yards in the second quarter, erasing a 7-0 Seahawks lead. For the game, Moore caught eight passes for 98 yards, all in the first half. Seattle had opened the scoring with a Rick Mirer-to-Kelvin Martin touchdown pass, three plays into the contest. The drive had been set up by Michael Bates' fumble-forcing hit on the opening kickoff, a fumble that he recovered on the Lions three. Seattle drove to the Detroit one with the second half kickoff, but were forced to settle for a field goal. Gray then returned the ensuing kickoff for a touchdown, upping the Detroit lead to 21-10. The Lions then took advantage of three Seahawks turnovers to added three Jason Hanson field goals for the final margin. The Lions held Seattle to 229 yards of offense, while the Seahawks defense limited Detroit to 292 total yards, including 101 rushing by Barry Sanders. Sanders accounted for 87 of his yards on five carries (11, 11, 14, 22, and 29 yards) and was stopped for no gain or negative yards seven times.

Seattle	7	0	3	0	—	10
Detroit	0	14	13	3	—	30
SEA —	Martin 6 pass from Mirer (Kasay kick)					
DET —	Moore 13 pass from Peete (Hanson kick)					
DET —	Moore 11 pass from Peete (Hanson kick)					
SEA —	Kasay 19 FG					
DET —	Gray 95 kickoff return (Hanson kick)					
DET —	Hanson 34 FG					
DET —	Hanson 32 FG					
DET —	Hanson 35 FG					
Att. —	60,801					

INDIVIDUAL STATISTICS

RUSHING

Seattle	Att	Yds	LG	TD	Detroit	Att	Yds	LG	TD
C. Warren	15	37	11	0	Sanders	22	101	29	0
Williams	2	19	11	0	Peete	4	26	28	0
TOTAL	20	66	11	0	TOTAL	32	141	29	0

PASSING

Seattle	A	C	Yds	TD	I	Detroit	A	C	Yds	TD	I
Mirer	39	23	189	1	3	Peete	26	14	157	2	1
TOTAL	39	23	189	1	3	TOTAL	26	14	157	2	1

PASS RECEIVING

Seattle	No	Yds	LG	TD	Detroit	No	Yds	LG	TD
Williams	9	48	22	0	Moore	8	98	15	2
Martin	8	80	17	1	Sanders	2	24	17	0
Blades	3	28	12	0	Matthews	2	23	12	0
TOTAL	23	189	22	1	TOTAL	14	157	17	2

DEFENSE

Seattle — Sacks: Sinclair 1.0, Stephens 1.0. **Interceptions:** P. Hunter 1. **Forced Fumbles:** None. **Fumble Recoveries:** None.
Detroit — Sacks: Colon 1.0, Hayworth 1.0, Spindler 1.0. **Interceptions:** Gibson 1, McKyer 1, White 1. **Forced Fumbles:** Colon 1, Hayworth 1. **Fumble Recoveries:** Spielman 1.

TEAM STATISTICS

	Seattle	Detroit
Total First Downs	16	20
Third Down Eff.	5/15 33.3%	5/14 35.7%
Total Net Yards	232	292
Total Off. Plays (Incl. Sacks)	62	60
Avg. Per Play	3.7	4.9
Net Yards Rushing	66	141
Total Rushing Plays	20	32
Net Yards Passing	166	151
Times Sacked/Yards Lost	3/23	2/6
Pass Atts-Comps-Ints	39-23-3	26-14-1
Punts-Number And Avg.	7-47.6	6-46.8
Penalties-Number And Yards	7-60	7-65
Fumbles-Number And Lost	3-1	3-1
Touchdowns	1	3
Field Goals Made-Atts	1-1	3-3
Time Of Possession	28:27	31:33

7 Seattle Seahawks 10, New England Patriots 9 Sunday, October 24, 1993 — Kingdome

Rick Mirer's one-yard touchdown pass to Brian Blades with 25 seconds left culminated a 54-yard, 14-play drive and gave the Seahawks a 10-9 victory over the visiting New England Patriots. Mirer completed 7-of-10 passes in the drive for 39 yards and added a two-yard run to covert a third-and-one. Blades caught three passes for 15 yards while Kelvin Martin added two for 16 and John L. Williams rushed three times for 13 yards. Seattle converted four-of-four third downs on the drive. Up to the last drive it was a battle of defenses and field goals. Seattle's John Kasay provided all the scoring in the first half with a 30-yarder, a score that was set up by Robert Blackmon's leaping one-handed interception at the Seahawks 39. New England's Scott Sisson rebounded from missing his first two attempts to nail 36, 25, and 19-yards in the second half for a 9-3 lead. His third came after Harlon Barnett intercepted a Mirer pass and returned it 40 yards to the Seattle 19. Rod Stephens and Eugene Robinson led the Seahawks defense with 15 and 12 tackles respectively, with Stephens setting a single-game high for the second straight week. Patrick Hunter picked off his second pass in as many weeks. Vincent Brown had 13 tackles for the Patriots. The Patriots played without quarterback Drew Bledsoe, who was sidelined with a knee injury.

New England	0	0	3	6	—	9
Seattle	0	3	0	7	—	10
SEA — Kasay	30 FG					
NE — Sisson	36 FG					
NE — Sisson	25 FG					
NE — Sisson	19 FG					
SEA — Blades	1 pass from Mirer (Kasay kick)					
Att —	56,526					

INDIVIDUAL STATISTICS

RUSHING

New England	Att	Yds	LG	TD	Seattle	Att	Yds	LG	TD
Russell	21	97	13	0	Williams	7	29	9	0
Turner	12	58	19	0	C. Warren	12	26	4	0
Secules	2	11	8	0	Mirer	7	12	7	0
TOTAL	36	166	19	0	TOTAL	26	67	9	0

PASSING

New England	A	C	Yds	TD	I	Seattle	A	C	Yds	TD	I
Secules	30	15	129	0	2	Mirer	43	22	203	1	2
Zolak	2	0	0	0	0						
Turner	1	0	0	0	0						
TOTAL	33	15	129	0	2	TOTAL	43	22	203	1	2

PASS RECEIVING

New England	No	Yds	LG	TD	Seattle	No	Yds	LG	TD
Russell	3	28	17	0	Blades	9	70	17	1
Coates	3	10	4	0	Martin	5	58	25	0
4 players with	2				C. Warren	3	11	8	0
TOTAL	15	129	26	0	TOTAL	22	203	25	1

DEFENSE

New England — Sacks: Thompson 1.0. **Interceptions:** Barnett 1, V. Brown 1. **Forced Fumbles:** None. **Fumble Recoveries:** None.
Seattle — Sacks: None. **Interceptions:** Blackmon 1, Hunter 1. **Forced Fumbles:** None. **Fumble Recoveries:** None.

TEAM STATISTICS

	New England	Seattle
Total First Downs	16	15
Third Down Eff.	4/16 25.0%	8/19 42.1%
Total Net Yards	295	261
Total Off. Plays (Incl. Sacks)	69	70
Avg. Per Play	4.3	3.7
Net Yards Rushing	166	67
Total Rushing Plays	36	26
Net Yards Passing	129	194
Times Sacked/Yards Lost	0/0	1/9
Pass Atts-Comps-Ints	33-15-2	43-22-2
Punts-Number And Avg.	5-42.8	8-44.3
Penalties-Number And Yards	6-60	8-56
Fumbles-Number And Lost	0-0	2-0
Touchdowns	0	1
Field Goals Made-Atts	3-5	1-1
Time Of Possession	31:38	28:22

8 Denver Broncos 28, Seattle Seahawks 17

Sunday, October 31, 1993 — Mile High Stadium

John Elway passed for two touchdowns and Robert Delpino added a pair of short touchdown runs as the Denver Broncos stopped the Seahawks 28-17 in Mile High Stadium. Elway connected with Vance Johnson for 20 yards and Shannon Sharpe for four yards and Delpino scored on a two-yard run for a 21-point second quarter as the Broncos overcame an early 7-0 Seattle lead built on John L. Williams 10-yard scoring run. Williams' tally had been set up by Rufus Porter's interception on Denver's first offensive play. The score was the first of two by Williams, who added a two-yard run in the fourth quarter. Denver scored in the second half on Delpino's one-yard run, while Seattle's John Kasay booted a 53-yard field goal. Elway completed 23-of-36 passes for 255 yards, with two touchdowns and one interception. Vance Johnson caught seven passes for 64 yards and a score, while running back Rod Bernstine accounted for 111 yards from scrimmage, 64 rushing and 47 receiving. Seattle's Rick Mirer was 16-of-30 for 201 yards with two interceptions. Brian Blades had seven receptions for 87 yards and Kelvin Martin five for 62. Terry Wooden led the Seattle defense with a season-high 10 tackles. Tyrone Braxton led Denver with 7 tackles and an interception, while Shane Dronett had two of their four sacks.

Seattle	7	0	3	7	—	17
Denver	0	21	7	0	—	28

SEA — Williams 10 run (Kasay kick)

DEN — V. Johnson 20 pass from Elway (Elam kick)

DEN — Delpino 2 run (Elam kick)

DEN — Sharpe 5 pass from Elway (Elam kick)

SEA — Kasay 53 FG

DEN — Delpino 1 run (Elam kick)

SEA — Williams 2 run (Kasay kick)

Att. — 73,644

INDIVIDUAL STATISTICS

RUSHING

Seattle	Att	Yds	LG	TD	Denver	Att	Yds	LG	TD
C. Warren	14	53	16	0	Bernstine	18	64	9	0
Williams	9	43	10t	2	Delpino	10	25	6	2
TOTAL	26	103	16	2	TOTAL	31	87	9	2

PASSING

Seattle	A	C	Yds	TD	I	Denver	A	C	Yds	TD	I
Mirer	30	16	201	0	2	Elway	36	23	255	2	1
TOTAL	30	16	201	0	2	TOTAL	36	23	255	2	1

PASS RECEIVING

Seattle	No	Yds	LG	TD	Denver	No	Yds	LG	TD
Blades	7	87	28	0	V. Johnson	7	64	20t	1
Martin	5	62	18	0	Bernstine	6	47	17	0
Williams	2	22	14	0	Delpino	4	34	12	0
2 players with	1				Sharpe	3	31	15	1
TOTAL	16	201	28	0	TOTAL	23	255	38	2

DEFENSE

Seattle — Sacks: E. Robinson 1.0, Sinclair 1.0. Interceptions: Porter 1.

Forced Fumbles: None. Fumble Recoveries: None.

Denver — Sacks: Dronett 2.0, Croel 1.0, Mecklenburg 1.0. Interceptions:

Braxton 1, Dimry 1. Forced Fumbles: None. Fumble Recoveries: None.

TEAM STATISTICS

	Seattle	Denver
Total First Downs	19	25
Third Down Eff.	5/13 38.5%	8/14 57.1%
Total Net Yards	287	326
Total Off. Plays (Incl. Sacks)	60	69
Avg. Per Play	4.8	4.7
Net Yards Rushing	103	87
Total Rushing Plays	26	31
Net Yards Passing	184	239
Times Sacked/Yards Lost	4/17	2/16
Pass Atts-Comps-Ints	30-16-2	36-23-1
Punts-Number And Avg.	3-48.3	3-41.7
Penalties-Number And Yards	11-94	5-54
Fumbles-Number And Lost	1-0	0-0
Touchdowns	2	4
Field Goals Made-Atts	1-1	0-1
Time Of Possession	26:52	33:08

9 Houston Oilers 24, Seattle Seahawks 14 **Sunday, November 7, 1993 — Astrodome**

Houston's Warren Moon set Seahawks opponent record by completing 36-of-55 passes to lead the Oilers to a 24-14 win over Seattle in the Astrodome. Moon threw for 369 yards, the first 300-yard game against Seattle since the Philadelphia Eagles Randall Cunningham threw for 365 yards on December 13, 1992. Houston's 458 yards was the most allowed since the Eagles gained 466. Moon accounted for a pair of first quarter scores to Webster Slaughter and Ernest Givins, but was later intercepted twice in the end zone, by Patrick Hunter and Eugene Robinson. Rick Mirer's 53-yard scoring pass to Kelvin Martin tied the game at 7-7 and proved to be Seattle's longest offensive play of the season. Rick Tuten punted five times for a 51.4 yard average, the second-highest gross average in team history. Cortez Kennedy, Rafael Robinson, and Eugene Robinson each had 10 tackles for the Seahawks. Seattle lost both Michael Sinclair (thumb) and linebacker Rufus Porter (Achilles tendon) for the season during the game.

Seattle	7	0	0	7	—	14
Houston	13	9	2	0	—	24

HOU — Slaughter 3 pass from Moon (Del Greco kick)

SEA — Martin 53 pass from Mirer (Kasay kick)

HOU — Givins 14 pass from Moon (Del Greco kick wide right)

HOU — Del Greco 33 FG

HOU — Del Greco 51 FG

HOU — Del Greco 39 FG

HOU — Safety, Mirer called for intentional grounding in end zone

SEA — C. Warren 10 run (Kasay kick)

Att. — 50,447

INDIVIDUAL STATISTICS

RUSHING

Seattle	Att	Yds	LG	TD	Houston	Att	Yds	LG	TD
C. Warren	13	54	10t	1	G. Brown	12	60	12	0
Mirer	5	23	13	0	White	11	42	8	0
TOTAL	21	84	13	1	TOTAL	26	111	12	0

PASSING

Seattle	A	C	Yds	TD	I	Houston	A	C	Yds	TD	I
Mirer	23	14	182	1	1	Moon	55	36	369	2	2
TOTAL	23	14	182	1	1	TOTAL	55	36	369	2	2

PASS RECEIVING

Seattle	No	Yds	LG	TD	Houston	No	Yds	LG	TD
Blades	5	44	18	0	Slaughter	9	135	36	1
Martin	4	85	53t	1	Givins	8	78	20	1
D. Thomas	2	27	20	0	Jeffries	7	47	9	0
Williams	2	5	5	0	Duncan	5	49	16	0
TOTAL	14	182	53t	1	TOTAL	36	369	36	2

DEFENSE

Seattle — Sacks: McCrary 1.0, Sinclair 1.0, R. Robinson 0.5, Wooden 0.5.

Interceptions: Hunter 1, E. Robinson 1. Forced Fumbles: McCrary 1, E. Robinson 1. Fumble Recoveries: None.

Seattle — Sacks: Childress 1.0, Fuller 1.0. Interceptions: Dishman 1. Forced Fumbles: None. Fumble Recoveries: None.

TEAM STATISTICS

	Seattle	Houston
Total First Downs	14	26
Third Down Eff.	2/9 22.2%	8/16 50.0%
Total Net Yards	247	458
Total Off. Plays (Incl. Sacks)	46	84
Avg. Per Play	5.4	5.5
Net Yards Rushing	84	111
Total Rushing Plays	21	26
Net Yards Passing	163	347
Times Sacked/Yards Lost	3/19	3/22
Gross Yards Passing	182	369
Pass Atts-Comps-Ints	22-14-1	55-36-2
Punts-Number And Avg.	5-51.4	3-35.3
Penalties-Number And Yards	9-43	7-57
Fumbles-Number And Lost	0-0	2-0
Touchdowns	2	2
Field Goals Made-Atts	0-0	3-3
Safeties	0	1
Time Of Possession	19:31	40:29

10 Seattle Seahawks 22, Cleveland Browns 5

Sunday, November 14, 1993 — Kingdome

The Seahawks defense recorded seven takeaways and kept Cleveland out of the end zone in a 22-5 win in the Kingdome. Eugene Robinson led the way with 11 tackles, two interceptions, two forced fumbles, and a fumble recovery, to earn AFC Defensive Player of the Week honors. Cortez Kennedy had 10 tackles and a forced fumble, while Ray Berry, making his first start for Seattle, had eight tackles. Terry Wooden set the tone on the game's first play with a fumble-forcing sack that Robert Blackmon returned for his first NFL touchdown. The score was the quickest in team history, coming 14 seconds into the contest. Patrick Hunter tied a team record with two fumble recoveries, while rookie defensive end Antonio Edwards closed out the scoring with a safety on a sack. It was Edwards' first career tackle. The offense, which was held to 38 total yards, including seven rushing in the first half, was led by Chris Warren, who rushed for 112 rushing yards, 107 in the second half. It was Warren's second 100-yard game of the season and fifth of his career. Rick Mirer connected on a 23-yard touchdown pass to John L. Williams, who made a diving catch in the end zone. Seattle's +7 on the takeaway/turnover chart (0 turnovers, 7 takeaways) equalled the team record set against the Los Angeles Raiders on October 16, 1983.

Cleveland	0	5	0	0	—	5
Seattle	7	0	7	8	—	22

SEA — Blackmon 5 fumble return (Kasay kick)
 CLE — Safety, Pleasant sacked Mirer in end zone
 CLE — Stover 25 FG
 SEA — Williams 23 pass from Mirer (Kasay kick)
 SEA — Kasay 42 FG
 SEA — Kasay 47 FG
 SEA — Safety, Edwards sacked Philcox in end zone
 Att. — 54,622

INDIVIDUAL STATISTICS

RUSHING

Cleveland	Att	Yds	LG	TD	Seattle	Att	Yds	LG	TD
Metcalf	13	75	21	0	C. Warren	24	112	20	0
Vardell	15	61	14	0	Williams	6	5	2	0
TOTAL	38	175	21	0	TOTAL	33	119	20	0

PASSING

Cleveland	A	C	Yds	TD	I	Seattle	A	C	Yds	TD	I
Philcox	20	9	85	0	2	Mirer	27	11	114	1	0
TOTAL	20	9	85	0	2	TOTAL	27	11	114	1	0

PASS RECEIVING

Cleveland	No	Yds	LG	TD	Seattle	No	Yds	LG	TD
Smith	2	25	14	0	Williams	6	60	23t	1
2 players with	2				Blades	2	22	19	0
TOTAL	9	85	56	0	TOTAL	11	114	23t	1

DEFENSE

Cleveland — Sacks: Pleasant 2.0. **Interceptions:** None. **Forced Fumbles:** None. **Fumble Recoveries:** None.
Seattle — Sacks: Edwards 1.0, McCrary 1.0, Wooden 1.0. **Interceptions:** E. Robinson 2. **Forced Fumbles:** E. Robinson 2, Kennedy 1, Wooden 1. **Fumble Recoveries:** Hunter 2, Blackmon 1 (TD), E. Robinson 1, Wooden 1.

TEAM STATISTICS

	Cleveland	Seattle
Total First Downs	13	12
Third Down Eff.	3/12 25.0%	2/14 14.3%
Total Net Yards	232	223
Total Off. Plays (Incl. Sacks)	61	62
Avg. Per Play	3.8	3.6
Net Yards Rushing	175	119
Total Rushing Plays	38	33
Net Yards Passing	57	104
Times Sacked/Yards Lost	3/28	2/10
Gross Yards Passing	85	114
Pass Atts-Comps-Ints	20-9-2	27-11-0
Punts-Number And Avg.	6-42.3	6-45.2
Penalties-Number And Yards	9-67	6-64
Fumbles-Number And Lost	5-5	1-0
Touchdowns	0	2
Field Goals Made-Atts	1-1	2-4
Safeties	1	1
Time Of Possession	33:07	26:53

11 Denver Broncos 17, Seattle Seahawks 9 Sunday, November 28, 1993 — Kingdome

Denver quarterback John Elway provided two big plays for the Broncos in a 17-9 win in the Kingdome. After a scoreless first quarter, Elway eluded a certain sack and connected with tight end Shannon Sharpe on a 50-yard scoring pass on the first play of the second quarter for a 7-0 halftime lead. The Seahawks got on the board when Rod Stephens recorded his first career sack on Elway for a safety. Jason Elam added a field goal for a 10-2 Denver lead with 49 seconds left in the third quarter before the Seattle offense got into the act. The Seahawks drove 78 yards on nine plays capped by Rick Mirer's 10-yard scoring pass to Kelvin Martin with 7:55 left to cut the lead to 10-9. Mirer was 4-of-7 on the drive for 67 yards, including a 42-yard hookup with Martin to the Broncos 21. Denver answered with an eight-play, 80-yard drive of their own to Rod Bernstine's two-yard touchdown run. Elway converted two third downs, a 3rd-and-5 and 3rd-and-7 with an 11-yard pass to Derek Russell and an 8-yard scramble. Stephens, who was seeing his first action since dislocating his elbow at Denver on October 31, led Seattle with 13 tackles, including 10 solo, a sack, and a forced fumble. Eugene Robinson picked off his seventh pass of the year to tie his single-season high, while rookie defensive end Antonio Edwards had two sacks. Denver's Simon Fletcher was credited with 2.5 sacks.

Denver	0	7	3	7	—	17
Seattle	0	0	2	7	—	9

DEN — Sharpe 50 pass from Elway (Elam kick)

SEA — Safety, Stephens sacked Elway in end zone

DEN — Elam 25 FG

SEA — Martin 10 pass from Mirer (Kasay kick)

DEN — Bernstine 2 run (Elam kick)

Att — 57,812

INDIVIDUAL STATISTICS

RUSHING

Denver	Att	Yds	LG	TD	Seattle	Att	Yds	LG	TD
Bernstine	17	47	7	1	C. Warren	19	95	18	0
Delpino	12	47	15	0	Mirer	3	18	12	0
TOTAL	35	101	15	1	TOTAL	26	127	18	0

PASSING

Denver	A	C	Yds	TD	I	Seattle	A	C	Yds	TD	I
Elway	37	20	226	1	1	Mirer	37	17	188	1	1
TOTAL	37	20	226	1	1	TOTAL	37	17	188	1	1

PASS RECEIVING

Denver	No	Yds	LG	TD	Seattle	No	Yds	LG	TD
Russell	6	68	16	0	Williams	4	34	12	0
Delpino	4	37	17	0	Martin	3	73	42	1
Bernstine	4	32	18	0	Blades	3	35	15	0
TOTAL	20	226	50t	1	TOTAL	17	188	42	1

DEFENSE

Denver — Sacks: Fletcher 2.5, Croel 1.5, J. Robinson 1.0, Wyman 1.0.
Interceptions: Hall 1. **Forced Fumbles:** Atwater 1. **Fumble Recoveries:** Wyman 1.

Seattle — Sacks: Edwards 2.0, Stephens 1.0, Tuatagaloa 1.0.
Interceptions: E. Robinson 1. **Forced Fumbles:** Stephens 1, Wooden 1.
Fumble Recoveries: Harper 1.

TEAM STATISTICS

	Denver	Seattle
Total First Downs	19	13
Third Down Eff.	6/18 33.3%	3/16 18.8%
Total Net Yards	307	288
Total Off. Plays (Incl. Sacks)	76	69
Avg. Per Play	4.0	4.2
Net Yards Rushing	101	127
Total Rushing Plays	35	26
Net Yards Passing	206	161
Times Sacked/Yards Lost	4/20	6/27
Pass Atts-Comps-Ints	37-20-1	37-17-1
Punts-Number And Avg.	8-47.4	12-46.6
Penalties-Number And Yards	7-35	7-75
Fumbles-Number And Lost	3-1	2-1
Touchdowns	2	1
Field Goals Made-Atts	1-2	0-0
Safeties	0	1
Time Of Possession	31:17	28:43

12 Kansas City Chiefs 31, Seattle Seahawks 16

Sunday, December 5, 1993 — Kingdome

Marcus Allen rushed for three touchdowns and Derrick Thomas returned a fumble 86 yards for another score as the Kansas City Chiefs defeated the Seahawks 31-16. Allen's three touchdowns equalled his single-game best and were the most allowed to one player by Seattle since Eric Dickerson had three on September 23, 1985. His last two scores came in the third quarter after Seattle turnovers. His first was a one-yard scoring run that erased a 3-0 Seattle lead built on John Kasay's 22-yard field on the Seahawks first possession. After a field goal made it 10-3 Kansas City, the Seahawks drove to the Chiefs 11 where Darren Mickell stripped the ball from Rick Mirer and Thomas picked it up and returned it for his third career score. An interception on the first play of the second half and a fumble on the next possession set up Allen's last two scores. Mirer threw for a career high 287 yards, including 134 to Brian Blades. Joe Montana, playing his first game in Seattle since 1988, was 20-of-30 for 239 yards, while Allen gained 73 yards on 12 carries. Rick Tuten's 64-yard punt was the third-longest in team history and second-longest of his career. Seattle equalled their season high with four turnovers, while failing to record one for the first time in 1993.

Kansas City	10	7	14	0	—	31
Seattle	3	3	7	3	—	16
SEA — Kasay 22 FG						
KC — Allen 1 run (Lowery kick)						
KC — Lowery 47 FG						
KC — Thomas 86 fumble return (Lowery kick)						
SEA — Kasay 26 FG						
KC — Allen 1 run (Lowery kick)						
KC — Allen 30 run (Lowery kick)						
SEA — C. Warren 1 run (Kasay kick)						
SEA — Kasay 37 FG						
Att — 58,551						

INDIVIDUAL STATISTICS

RUSHING

Kansas City	Att	Yds	LG	TD	Seattle	Att	Yds	LG	TD
Allen	12	73	30t	3	C. Warren	18	59	15	1
Anders	12	26	12	0	Mirer	2	19	15	0
TOTAL	30	106	30t	3	TOTAL	24	90	15	1

PASSING

Kansas City	A	C	Yds	TD	I	Seattle	A	C	Yds	TD	I
Montana	30	20	239	0	0	Mirer	30	18	287	0	2
TOTAL	30	20	239	0	0	TOTAL	30	18	287	0	2

PASS RECEIVING

Kansas City	No	Yds	LG	TD	Seattle	No	Yds	LG	TD
Birden	4	61	31	0	Blades	7	134	41	0
Allen	4	26	11	0	Williams	4	30	10	0
Anders	4	16	15	0	2 players with	3			
TOTAL	20	239	33	0	TOTAL	18	287	45	0

DEFENSE

Kansas City — Sacks: Mickell 1.0, Smith 1.0, Thomas 1.0. **Interceptions:** Lewis 1, Mincy 1. **Forced Fumbles:** Mickell 1, Marts 1, Thomas 1. **Fumble Recoveries:** Lewis 1, Thomas 1 (TD).
Seattle — Sacks: Bryant 1.0. **Interceptions:** None. **Forced Fumbles:** None. **Fumble Recoveries:** None.

TEAM STATISTICS

	Kansas City	Seattle
Total First Downs	23	16
Third Down Eff.	2/10 20.0%	5/11 45.5%
Total Net Yards	337	365
Total Off. Plays (Incl. Sacks)	61	57
Avg. Per Play	5.5	6.4
Net Yards Rushing	106	90
Total Rushing Plays	30	24
Net Yards Passing	231	275
Times Sacked/Yards Lost	1/8	3/12
Pass Atts-Comps-Ints	30-20-0	30-18-2
Punts-Number And Avg.	5-44.2	3-50.7
Penalties-Number And Yards	3-40	6-35
Fumbles-Number And Lost	0-0	3-2
Touchdowns	4	1
Field Goals Made-Atts	1-1	3-3
Time Of Possession	30:11	29:49

13 Los Angeles Raiders 27, Seattle Seahawks 23

Sunday, December 12, 1993 — L.A. Memorial Coliseum

For the second time in 1993, Raiders quarterback Jeff Hostetler ran for one score and passed for another as the Raiders defeated the Seahawks 27-23. The victory was the eighth straight by the Raiders over the Seahawks. Hostetler ended a drive with a four-yard run with 32 seconds left in the first half erasing a 9-3 Seahawks lead. He then connected with James Jett on a 56-yard touchdown pass as part of a 17-point explosion in the third quarter. Tim Brown returned a punt 74 yards for another score in the period and Jeff Jaeger added a 48-yard field goal. Seattle came back from a 27-9 fourth quarter deficit on the strength of Rick Mirer's two-yard touchdown run and his seven-yard scoring pass. The latter came with 1:15 left, but the Raiders recovered the ensuing onside kick and ran out the clock. Mirer threw for 171 yards and added 52 yards rushing. John L. Williams caught two passes to reach 50 for a team record sixth straight season. Seattle's two fourth quarter touchdowns marks the first time they'd scored multiple touchdowns in the same quarter since December 22, 1991, against the Los Angeles Rams.

Seattle	0	9	0	14	—	23
Los Angeles	3	7	17	0	—	27

LA — Jaeger 24 FG

SEA — C. Warren 1 run (Kasay kick)

SEA — Safety, Stephens tackled Bell in end zone

LA — Hostetler 4 run (Jaeger kick)

LA — Brown 74 punt return (Jaeger kick)

LA — Jaeger 48 FG

LA — Jett 56 pass from Hostetler (Jaeger kick)

SEA — Mirer 2 run (Kasay kick)

SEA — Martin 4 pass from Rick Mirer (Kasay kick)

Att. — 38,161

INDIVIDUAL STATISTICS

RUSHING

Seattle	Att	Yds	LG	TD	Los Angeles	Att	Yds	LG	TD
C. Warren	21	73	13	1	Bell	12	35	12	0
Mirer	9	52	19	1	Hostetler	4	18	6	1
TOTAL	32	134	19	2	TOTAL	23	59	12	1

PASSING

Seattle	A	C	Yds	TD	I	Los Angeles	A	C	Yds	TD	I
Mirer	36	20	171	1	1	Hostetler	25	18	278	1	0
						Evans	5	3	39	0	1
TOTAL	36	20	171	1	1	TOTAL	30	21	317	1	1

PASS RECEIVING

Seattle	No	Yds	LG	TD	Los Angeles	No	Yds	LG	TD
Blades	5	47	13	0	Ismail	4	71	38	0
Martin	4	28	7t	1	Wright	4	67	34	0
C. Warren	3	11	17	0	Horton	4	46	24	0
3 players with	2				Brown	4	45	13	0
TOTAL	20	171	32	1	TOTAL	21	317	56	1

DEFENSE

Seattle — Sacks: Kennedy 1.0, Rodgers 1.0. **Interceptions:** Jefferson 1.

Forced Fumbles: Wooden 1. **Fumble Recoveries:** Hunter 1.

Los Angeles — Sacks: Townsend 1.0. **Interceptions:** McDaniel 1. **Forced Fumbles:** Wallace 1. **Fumble Recoveries:** None.

TEAM STATISTICS

	Seattle	Los Angeles
Total First Downs	21	18
Third Down Eff.	8/15 53.3%	4/9 44.4%
Total Net Yards	303	362
Total Off. Plays (Incl. Sacks)	69	55
Avg. Per Play	4.4	6.6
Net Yards Rushing	134	59
Total Rushing Plays	32	23
Net Yards Passing	169	303
Times Sacked/Yards Lost	1/2	2/14
Pass Atts-Comps-Ints	36-20-1	30-21-1
Punts-Number And Avg.	5-49.8	1-48.0
Penalties-Number And Yards	11-75	8-68
Fumbles-Number And Lost	1-0	1-1
Touchdowns	3	3
Field Goals Made-Atts	0-0	2-3
Time Of Possession	30:24	29:36

14 Phoenix Cardinals 30, Seattle Seahawks 27 (Overtime) Sunday, December 19, 1993 — Kingdome

Greg Davis kicked a personal best and franchise record 55-yard field goal on the last play of regulation and added a 41 yarder 6:45 into overtime to give the Phoenix Cardinals a 30-27 win over the Seahawks. Seattle had taken a 27-24 lead on Rick Mirer's one-yard run with 1:22 left. During the game, Mirer broke the NFL record for passing yards by a rookie and finished the game with 2,576. Phoenix's Steve Beuerlein set career highs with 431 passing yards, 34 completions, and 53 attempts. His 431 yards is the third highest effort in Cardinals history and equals the third most allowed to an individual by Seattle. Chris Warren rushed for 168 yards, pushing his season total to 1,072, giving him back-to-back 1,000-yard seasons for just the second time in franchise history. Dave McCloughan and rookie Carlton Gray both made their first NFL starts for cornerbacks Dwayne Harper (knee) and Patrick Hunter (shoulder). Rod Stephens (ankle) also did not play.

Phoenix	7	0	7	13	3	—	30
Seattle	10	10	0	7	0	—	27

SEA — C. Warren 45 run (Kasay kick)

SEA — Kasay 37 FG

PHX — R. Hill 58 pass from Beuerlein (G. Davis kick)

SEA — Kasay 47 FG

SEA — Edmunds 1 pass from Mirer (Kasay kick)

PHX — Clark 20 pass from Beuerlein (G. Davis kick)

PHX — Centers 16 pass from Beuerlein (G. Davis kick)

PHX — G. Davis 50 FG

SEA — Mirer 1 run (Kasay kick)

PHX — G. Davis 55 FG

PHX — G. Davis 41 FG

Att. — 45,737

INDIVIDUAL STATISTICS

RUSHING

Phoenix	Att	Yds	LG	TD	Seattle	Att	Yds	LG	TD
Moore	24	62	9	0	C. Warren	27	168	45t	1
Bailey	2	7	6	0	Mirer	5	18	9	1
TOTAL	29	71	9	0	TOTAL	36	212	45t	2

PASSING

Phoenix	A	C	Yds	TD	I	Seattle	A	C	Yds	TD	I
Beuerlein	53	34	431	3	2	Mirer	30	15	165	1	0
TOTAL	53	34	431	3	2	TOTAL	31	15	165	1	0

PASS RECEIVING

Phoenix	No	Yds	LG	TD	Seattle	No	Yds	LG	TD
Clark	12	152	28	1	Martin	4	74	40	0
Proehl	6	78	34	0	Williams	3	16	8	0
Centers	6	61	19	1	4 players with	2			
Bailey	6	53	14	0					
TOTAL	34	431	58	3	TOTAL	15	165	40	1

DEFENSE

Phoenix — Sacks: R. Davis 1.0, Harvey 1.0. **Interceptions:** None. **Forced Fumbles:** Zordich 1. **Fumble Recoveries:** Lynch 1.

Seattle — Sacks: Gray 1.0, Kennedy 1.0, McCrary 1.0. **Interceptions:** Blackmon 1, E. Robinson 1. **Forced Fumbles:** McCrary 1. **Fumble Recoveries:** Tuatagaloa 1.

TEAM STATISTICS

	Phoenix	Seattle
Total First Downs	26	19
Third Down Eff.	12/18 66.7%	6/15 40.0%
Total Net Yards	476	365
Total Off. Plays (Incl. Sacks)	85	69
Avg. Per Play	5.6	5.3
Net Yards Rushing	71	212
Total Rushing Plays	29	36
Avg. Gain Per Rushing Play	2.4	5.9
Net Yards Passing	405	153
Times Sacked/Yards Lost	3/26	2/12
Pass Atts-Comps-Ints	53-34-2	31-15-0
Punts-Number And Avg.	2-48.0	5-49.6
Penalties-Number And Yards	9-53	3-20
Fumbles-Number And Lost	2-2	2-1
Touchdowns	3	3
Field Goals Made-Atts	3-4	2-3
Time Of Possession	38:53	27:52

15 Seattle Seahawks 16, Pittsburgh Steelers 6 Sunday, December 26, 1993 — Kingdome

Jon Vaughn, making his first start of the season for an injured Chris Warren, rushed for a career high 131 yards on 26 carries as the Seahawks defeated the Pittsburgh Steelers in the Kingdome. Vaughn's effort was aided by a season-high 86 yards on 14 carries from fullback John L. Williams. Seattle rushed for 267 yards, the fourth highest total in franchise history, and most since December 20, 1986, against a Pittsburgh team that entered the game with the NFL's top rated rush defense, allowing 74.3 yards per game. Warren, who ranked second in the AFC with 1,072 yards, was deactivated prior to the game with a strained abdominal muscle. Vaughn contributed 18 yards on Seattle's second drive, which ended in Rick Mirer's one-yard scoring pass to Paul Green. The rest of the game was a battle of field goals with Seattle's John Kasay (32, 48, 35) kicking three and Pittsburgh's Gary Anderson two (42, 43). Seattle accounted for season highs in total yards (368), plays (80), and first downs (25), while controlling the ball for 35:42. Pittsburgh gained 380 yards and had two receivers, tight end Eric Green (119) and Dwight Stone (100) have 100 yards receiving. Safety Eugene Robinson had five tackles, a sack, his ninth interception, and a fumble recovery. Linebacker Kevin Greene had three of Pittsburgh's five sacks.

Pittsburgh	0	3	0	3	—	6
Seattle	7	3	3	3	—	16

SEA — Green 2 pass from Mirer (Kasay kick)

SEA — Kasay 32 FG

PIT — Anderson 42 FG

SEA — Kasay 48 FG

PIT — Anderson 43 FG

SEA — Kasay 35 FG

Att — 51,814

INDIVIDUAL STATISTICS

RUSHING

Pittsburgh	Att	Yds	LG	TD	Seattle	Att	Yds	LG	TD
Thompson	12	66	16	0	Vaughn	26	131	37	0
O'Donnell	4	33	21	0	Williams	14	86	14	0
TOTAL	20	116	21	0	TOTAL	45	267	37	0

PASSING

Pittsburgh	A	C	Yds	TD	I	Seattle	A	C	Yds	TD	I
O'Donnell	43	20	285	0	1	Mirer	29	12	117	1	1
						Tuten	1	0	0	0	0
TOTAL	43	20	285	0	1	TOTAL	30	12	117	1	1

PASS RECEIVING

Pittsburgh	No	Yds	LG	TD	Seattle	No	Yds	LG	TD
Green	7	119	41	0	Blades	4	60	23	0
Thompson	5	31	12	0	Williams	3	16	89	0
Stone	4	100	44	0	2 players with	2			
TOTAL	20	285	44	0	TOTAL	12	117	23	1

DEFENSE

Pittsburgh — Sacks: Greene 3.0, Henry 1.0, Kirkland 1.0. **Interceptions:** Johnson 1. **Forced Fumbles:** None. **Fumble Recoveries:** None.

Seattle — Sacks: Kennedy 1.0, E. Robinson 1.0. **Interceptions:** E. Robinson 1. **Forced Fumbles:** Murphy 1. **Fumble Recoveries:** E. Robinson 1.

TEAM STATISTICS

	Pittsburgh	Seattle
Total First Downs	18	25
Third Down Eff.	4/12 33.3%	9/17 52.9%
Total Net Yards	380	368
Total Off. Plays (Incl. Sacks)	65	80
Avg. Per Play	5.8	4.6
Net Yards Rushing	116	267
Total Rushing Plays	20	45
Net Yards Passing	264	101
Times Sacked/Yards Lost	2/21	5/16
Pass Atts-Comps-Ints	43-20-1	30-12-1
Punts-Number And Avg.	5-37.6	4-37.0
Penalties-Number And Yards	10-72	2-20
Fumbles-Number And Lost	1-1	0-0
Touchdowns	0	1
Field Goals Made-Atts	2-2	3-3
Time Of Possession	24:18	35:42

16 Kansas City Chiefs 34, Seattle Seahawks 24

Sunday, January 2, 1994 — Arrowhead Stadium

Joe Montana guided Kansas City to a 27-10 halftime lead and the Chiefs then held on for a 34-24 win. After Seattle took the lead on John Kasay's club record 55-yard field goal, Montana guided his team to scores on four-of-their-next-five possessions. His 14-yard scoring pass to Willie Davis gave the Chiefs, who'd clinched the AFC Western Division title a week earlier, a 7-3 lead. Nick Lowery then added a field goal, Todd McNair tallied the first of two touchdowns and Albert Lewis blocked and recovered a punt in the end zone for a 24-3 lead. Rick Mirer's scoring pass to Tracy Johnson made it 24-10 before Lowery ended the half with a field goal on the last play. In the fourth quarter, John L. Williams' scoring run and Mirer's touchdown pass to Ferrell Edmunds made it 27-24. A fumble recovery set up McNair's touchdown with 46 seconds left. Williams had his first 100-yard game of the season with 102 yards, giving Seattle three straight games with a different back over 100 yards. Mirer ended the season with NFL rookie records for yards (2,833), completions (274), and attempts (486). Safety Eugene Robinson co-led the league in interceptions (9) and total takeaways (11).

Seattle	3	7	0	14	—	24
Kansas City	10	17	0	7	—	34

SEA — Kasay 55 FG

KC — Davis 14 pass from Montana (Lowery kick)

KC — Lowery 23 FG

KC — McNair 3 run (Lowery kick)

KC — Lewis recovered blocked punt in end zone (Lowery kick)

SEA — Johnson 2 pass from Mirer (Kasay kick)

KC — Lowery 47 FG

SEA — Williams 23 run (Kasay kick)

SEA — Edmunds 4 pass from Mirer (Kasay kick)

KC — McNair 2 run (Lowery kick)

Att. — 72,136

INDIVIDUAL STATISTICS

RUSHING

Seattle	Att	Yds	LG	TD	Kansas City	Att	Yds	LG	TD
Williams	16	102	38	1	McNair	17	46	12	2
Mirer	4	30	16	0	Allen	7	34	13	0
TOTAL	29	98	9	2	TOTAL	24	156	31	1

PASSING

Seattle	A	C	Yds	TD	I	Kansas City	A	C	Yds	TD	I
Mirer	30	19	140	2	0	Montana	28	18	210	1	1
						Krieg	11	6	56	0	0
TOTAL	30	19	140	2	0	TOTAL	39	24	266	1	1

PASS RECEIVING

Seattle	No	Yds	LG	TD	Kansas City	No	Yds	LG	TD
Blades	5	69	33	0	Birden	6	68	21	0
Edmunds	5	18	7	1	Davis	4	65	24	1
3 players with	2				2 players with	3			
TOTAL	19	140	33	2	TOTAL	24	266	24	1

DEFENSE

Seattle — Sacks: Wooden 1.0. **Interceptions:** Hunter 1. **Forced Fumbles:** None. **Fumble Recoveries:** None.

Kansas City — Sacks: Marts 1.0. **Interceptions:** None. **Forced Fumbles:** Marts 2, Anderson 1, Bayless 1. **Fumble Recoveries:** Newton 2, Smith 1.

TEAM STATISTICS

	Seattle	Kansas City
Total First Downs	16	26
Third Down Eff.	5/13 38.5%	10/17 58.8%
Total Net Yards	280	372
Total Off. Plays (Incl. Sacks)	56	72
Avg. Per Play	5.0	5.2
Net Yards Rushing	140	109
Total Rushing Plays	25	32
Net Yards Passing	140	263
Times Sacked/Yards Lost	1/0	1/3
Pass Atts-Comps-Ints	30-19-0	39-24-1
Punts-Number And Avg.	5-40.4	5-44.2
Penalties-Number And Yards	8-49	9-50
Fumbles-Number And Lost	4-3	1-1
Touchdowns	4	4
Field Goals Made-Atts	1-1	2-2
Time Of Possession	25:34	34:26

HOW THE 1993 SEAHAWKS WERE BUILT

1982 DRAFT (1)

Jeff Bryant, DE 1st

1986 DRAFT (2)

John L. Williams, FB 1st

Patrick Hunter, CB 3rd

1988 DRAFT (2)

Brian Blades, WR 2nd

Dwayne Harper, CB 11th(b)

1989 DRAFT (2)

Andy Heck, T 1st

Joe Tofflemire, C 2nd

1990 DRAFT (5)

Cortez Kennedy, DT 1st

Terry Wooden, LB 2nd(a)

Robert Blackmon, S 2nd(b)

Chris Warren, RB 4th

Bill Hitchcock, G 8th

1991 DRAFT (4)

Dan McGwire, QB..... 1st

Doug Thomas, WR..... 2nd

John Kasay, K 4th

*Michael Sinclair, DE..... 6th

1992 DRAFT (3)

Ray Roberts, T 1st

*Bob Spitulski, LB 3rd

Michael Bates, WR 6th

1993 DRAFT (7)

Rick Mirer, QB 1st

Carlton Gray, CB 2nd

Dean Wells, LB 4th

Terrence Warren, WR 5th

Michael McCrary, DE 7th

Jeff Blackshear, G 8th(a)

Antonio Edwards, DE 8th(b)

FREE AGENTS (24)

Brian Allred, CB 1993

Ray Berry, LB 1993

David Brandon, LB 1993

Darrick Brilz, G 1989

Anthony Davis, LB 1993

Ray Donaldson, C 1993

*Grant Feasel, C 1987

Stan Gelbaugh, QB 1992

Jeff Graham, QB 1992

Paul Green, TE 1992

Dino Hackett, LB 1993

+James Jefferson, CB 1989

*E.J. Junior, LB 1992

Trey Junkin, TE 1990

Mike Keim, T 1992

Joe Nash, DT 1982

*Rufus Porter, LB 1988

Eugene Robinson, S 1985

Rafael Robinson, S 1992

Tyrone Rodgers, DT 1992

Rod Stephens, LB 1990

Robb Thomas, WR 1992

Natu Tuatagaloa, DE 1992

Rick Tuten, P..... 1991

TRADES (3)

*Rueben Mayes, RB New Orleans 1992

Dave McCloughan, S Green Bay 1993

Jon Vaughn, RB New England 1993

UNRESTRICTED FREE AGENTS (4)

Ferrell Edmunds, TE Miami 1993

Mitch Frerotte, G Buffalo 1993

Kelvin Martin, WR Dallas 1993

Kevin Murphy, LB San Diego 1993

WAIVERS (2)

Jason Childs, G San Francisco 1993

Rickie Shaw, T New Orleans 1993

PLAN B FREE AGENTS (1)

Tracy Johnson, FB Atlanta 1992

* Finished the Season on Injured Reserve

+ Canadian Football League Free Agent

1993 GAME-BY-GAME RUSHING

Atts-Yds-LG-TD

Date	Opponent	Warren	Williams	Mirer
09/05	at San Diego	12-38-12-0	6-15-7-0	3-36-19-0
09/12	L.A. Raiders	20-76-16-1	2-2-2-0	5-27-11-0
09/19	at New England	36-174-17-1	0-0-0-0	2-21-19-0
09/26	at Cincinnati	19-75-13-0	5-21-10-0	9-17-5-0
10/03	San Diego	23-32-11-1	3-5-6-0	3-15-12-1
10/17	at Detroit	15-37-11-0	2-19-11-0	3-10-7-0
10/24	New England	12-26-4-0	7-29-9-0	7-12-7-0
10/31	at Denver	14-43-16-0	9-43-10-2	2-4-4-0
11/07	at Houston	13-54-10-1	2-7-10-0	5-23-13-0
11/14	Cleveland	24-112-20-0	6-5-2-0	2-(-3)-(-1)-0
11/28	Denver	19-95-18-0	4-14-5-0	3-18-12-0
12/05	Kansas City	18-59-15-1	3-8-3-0	2-19-15-0
12/12	at L.A. Raiders	21-73-13-1	1-2-2-0	9-52-19-1
12/19	Phoenix	27-168-45t-1	2-13-9-0	5-18-9-1
12/26	Pittsburgh	Inactive	14-86-14-0	4-44-33-0
01/02	at Kansas City	Inactive	16-102-38-1	4-30-16-0
SEASON TOTALS		273-1072-45-7	82-371-38-3	68-343-33-3

1993 GAME-BY-GAME PASSING

Att-Comp-Yds-TD-Int

Date	Opponent	Mirer	McGwire
09/05	at San Diego	27-20-154-0-1	Inactive
09/12	L.A. Raiders	22-14-149-0-2	Inactive
09/19	at New England	16-12-117-1-1	Inactive
09/26	at Cincinnati	30-18-181-0-0	DNP
10/03	San Diego	40-25-282-1-0	2-1-17-1-0
10/17	at Detroit	39-23-189-1-3	DNP
10/24	New England	43-22-203-1-2	DNP
10/31	at Denver	30-16-201-0-2	DNP
11/07	at Houston	20-12-175-1-1	3-2-7-0-0
11/14	Cleveland	27-11-114-1-0	DNP
11/28	Denver	37-17-188-1-1	DNP
12/05	Kansas City	30-18-287-0-2	DNP
12/12	at L.A. Raiders	36-20-171-1-1	DNP
12/19	Phoenix	30-15-165-1-0	DNP
12/26	Pittsburgh	29-12-117-1-1	DNP
01/02	at Kansas City	30-19-140-2-0	DNP
SEASON TOTALS		486-274-2833-12-17	5-3-24-1-0

1993 GAME-BY-GAME RECEIVING

No-Yds-LG-TD

Date	Opponent	Blades	Williams
09/05	at San Diego	5-54-21-0	3-14-9-0
09/12	L.A. Raiders	2-18-9-0	5-40-25-0
09/19	at New England	6-50-17-1	4-50-22-0
09/26	at Cincinnati	5-64-18-0	6-38-19-0
10/03	San Diego	10-132-20-1	3-30-17-0
10/17	at Detroit	3-28-12-0	9-48-22-0
10/24	New England	9-70-17-1	1-24-24-0
10/31	at Denver	7-87-28-0	2-22-14-0
11/07	at Houston	5-44-18-0	2-5-5-0
11/14	Cleveland	2-22-19-0	6-60-23-1
11/28	Denver	3-35-15-0	4-34-12-0
12/05	Kansas City	7-134-41-0	4-30-10-0
12/12	at L.A. Raiders	5-47-13-0	2-19-13-0
12/19	Phoenix	2-31-22-0	3-16-8-0
12/26	Pittsburgh	4-60-23-0	3-16-9-0
01/02	at Kansas City	5-69-33-0	1-4-4-0
SEASON TOTALS		80-945-41-3	58-450-25-1

DNP - Did Not Play; IR - Injured Reserve; NOR - Not on Roster; PS - Practice Squad

Vaughn	Blades	Bates	Johnson	D.Thomas
0-0-0-0	0-0-0-0	0-0-0-0	0-0-0-0	0-0-0-0
0-0-0-0	0-0-0-0	0-0-0-0	1-5-5-0	0-0-0-0
3-11-10-0	0-0-0-0	0-0-0-0	0-0-0-0	1-4-4-0
1-0-0-0	1-26-26-0	0-0-0-0	0-0-0-0	0-0-0-0
0-0-0-0	0-0-0-0	1-6-6-0	0-0-0-0	0-0-0-0
0-0-0-0	0-0-0-0	0-0-0-0	0-0-0-0	0-0-0-0
0-0-0-0	0-0-0-0	0-0-0-0	0-0-0-0	0-0-0-0
0-0-0-0	0-0-0-0	0-0-0-0	1-3-3-0	0-0-0-0
0-0-0-0	0-0-0-0	0-0-0-0	0-0-0-0	0-0-0-0
1-5-5-0	0-0-0-0	0-0-0-0	0-0-0-0	0-0-0-0
0-0-0-0	0-0-0-0	0-0-0-0	0-0-0-0	0-0-0-0
1-4-4-0	0-0-0-0	0-0-0-0	0-0-0-0	0-0-0-0
0-0-0-0	1-7-7-0	0-0-0-0	0-0-0-0	0-0-0-0
0-0-0-0	2-13-10-0	0-0-0-0	0-0-0-0	0-0-0-0
26-131-37-0	1-6-6-0	0-0-0-0	0-0-0-0	0-0-0-0
4-2-4-0	0-0-0-0	1-6-6-0	0-0-0-0	0-0-0-0
36-153-37-0	5-52-26-0	2-12-6-0	2-8-5-0	1-4-4-0

Gelbaugh	Williams	Tuten	Graham
DNP	0-0-0-0-0	0-0-0-0-0	Inactive
DNP	0-0-0-0-0	0-0-0-0-0	Inactive
5-3-39-0-1	0-0-0-0-0	0-0-0-0-0	Inactive
Inactive	0-0-0-0-0	0-0-0-0-0	Inactive
Inactive	0-0-0-0-0	0-0-0-0-0	Inactive
Inactive	0-0-0-0-0	0-0-0-0-0	Inactive
Inactive	0-0-0-0-0	0-0-0-0-0	Inactive
Inactive	0-0-0-0-0	0-0-0-0-0	Inactive
Inactive	0-0-0-0-0	0-0-0-0-0	Inactive
Inactive	0-0-0-0-0	0-0-0-0-0	Inactive
Inactive	0-0-0-0-0	0-0-0-0-0	Inactive
Inactive	0-0-0-0-0	0-0-0-0-0	Inactive
Inactive	0-0-0-0-0	0-0-0-0-0	Inactive
Inactive	1-0-0-0-0	0-0-0-0-0	Inactive
Inactive	0-0-0-0-0	1-0-0-0-0	Inactive
Inactive	0-0-0-0-0	0-0-0-0-0	Inactive
5-3-39-0-1	1-0-0-0-0	1-0-0-0-0	0-0-0-0-0

Martin	Edmunds	Green	Warren
2-30-20-0	1-5-5-0	3-21-10-0	4-13-6-0
1-11-11-0	0-0-0-0	Inactive	4-61-21-0
3-28-12-0	1-20-20-0	1-8-8-0	0-0-0-0
5-63-24-0	1-12-12-0	0-0-0-0	0-0-0-0
5-85-39-1	3-11-6-0	4-29-10-0	0-0-0-0
8-80-17-1	1-8-8-0	1-17-17-0	0-0-0-0
5-58-25-0	1-12-12-0	2-23-20-0	3-11-8-0
5-62-18-0	1-16-16-0	1-14-14-0	0-0-0-0
4-85-53-1	1-21-21-0	0-0-0-0	0-0-0-0
1-11-11-0	1-9-9-0	1-12-12-0	0-0-0-0
3-73-42-1	2-24-13-0	2-8-5-0	1-3-3-0
3-68-45-0	3-46-24-0	1-9-9-0	0-0-0-0
4-28-7-1	1-32-32-0	2-11-7-0	3-11-17-0
4-74-40-0	2-5-4-1	2-14-8-0	0-0-0-0
2-23-13-0	0-0-0-0	1-2-2-1	Inactive
2-19-13-0	5-18-7-1	2-10-5-0	Inactive
57-798-53-5	24-239-32-2	23-178-20-1	15-99-21-0

1993 GAME-BY-GAME RECEIVING

No-Yds-LG-TD

Date	Opponent	D.Thomas	R.Thomas
09/05	at San Diego	2-17-10-0	0-0-0-0
09/12	L.A. Raiders	2-19-13-0	0-0-0-0
09/19	at New England	0-0-0-0	0-0-0-0
09/26	at Cincinnati	0-0-0-0	0-0-0-0
10/03	San Diego	0-0-0-0	1-12-12-0
10/17	at Detroit	0-0-0-0	1-8-8-0
10/24	New England	1-5-5-0	0-0-0-0
10/31	at Denver	0-0-0-0	0-0-0-0
11/07	at Houston	2-27-20-0	0-0-0-0
11/14	Cleveland	0-0-0-0	0-0-0-0
11/28	Denver	1-6-6-0	0-0-0-0
12/05	Kansas City	0-0-0-0	0-0-0-0
12/12	at L.A. Raiders	2-17-9-0	1-6-6-0
12/19	Phoenix	0-0-0-0	2-25-16-0
12/26	Pittsburgh	0-0-0-0	2-16-12-0
01/02	at Kansas City	1-4-4-0	0-0-0-0
SEASON TOTALS		11-95-20-0	7-67-16-0

1993 GAME-BY-GAME DEFENSE

Tackles-Sacks-Ints-FF-FR

Date	Opponent	E.Robinson	Wooden	Stephens
09/05	at San Diego	2-0.0-0-0-0	9-0.0-0-0-0	9-0.0-0-0-0
09/12	L.A. Raiders	8-0.0-0-0-0	8-0.0-0-0-0	10-0.5-0-0-0
09/19	at New England	7-0.0-1-0-0	4-0.0-0-0-0	6-0.0-0-0-0
09/26	at Cincinnati	4-0.0-1-0-0	4-0.0-0-0-0	8-0.0-0-1-1
10/03	San Diego	8-0.0-1-0-0	2-0.0-0-0-0	4-0.0-0-0-0
10/17	at Detroit	9-0.0-0-0-0	3-0.0-0-0-0	11-1.0-0-0-0
10/24	New England	12-0.0-0-0-0	9-0.0-0-0-0	15-0.0-0-0-0
10/31	at Denver	4-1.0-0-0-0	10-0.0-0-0-0	6-0.0-0-0-0
11/07	at Houston	10-0.0-1-1-0	8-0.5-0-0-0	Inactive
11/14	Cleveland	11-0.0-2-2-1	7-1.0-0-1-1	Inactive
11/28	Denver	4-0.0-1-0-0	7-0.0-0-1-0	13-1.0-0-1-0
12/05	Kansas City	4-0.0-0-0-0	9-0.0-0-0-0	6-0.0-0-0-0
12/12	at L.A. Raiders	6-0.0-0-0-0	9-0.0-0-1-0	5-0.0-0-0-0
12/19	Phoenix	10-0.0-1-0-0	8-0.0-0-0-0	Inactive
12/26	Pittsburgh	5-1.0-1-0-1	4-0.0-0-0-0	4-0.0-0-0-0
01/02	at Kansas City	7-0.0-0-0-0	5-1.0-0-0-0	8-0.0-0-0-0
SEASON TOTAL		111-2.0-9-3-2	106-2.5-0-3-1	105-2.5-0-2-1

1993 GAME-BY-GAME DEFENSE

Tackles-Sacks-Ints-FF-FR

Date	Opponent	Nash	R.Robinson	Bryant
09/05	at San Diego	6-0.0-1-0-0	1-0.0-0-0-0	3-0.0-0-0-0
09/12	L.A. Raiders	1-0.5-0-0-0	3-0.0-0-0-0	2-0.0-0-0-0
09/19	at New England	2-0.0-0-0-0	4-0.0-0-0-0	3-0.0-0-0-0
09/26	at Cincinnati	0-0.0-0-0-0	1-1.0-0-1-0	0-0.0-0-0-0
10/03	San Diego	1-0.0-0-0-0	4-0.0-0-0-0	4-0.0-0-0-0
10/17	at Detroit	3-0.0-0-0-0	4-0.0-0-0-0	2-0.0-0-0-0
10/24	New England	6-0.0-0-0-0	0-0.0-0-0-0	3-0.0-0-0-0
10/31	at Denver	6-0.0-0-0-0	2-0.0-0-0-0	0-0.0-0-0-0
11/07	at Houston	1-0.0-0-0-0	10-0.5-0-0-0	0-0.0-0-0-0
11/14	Cleveland	3-0.0-0-0-0	1-0.0-0-0-0	1-0.0-0-0-0
11/28	Denver	3-0.0-0-0-0	1-0.0-0-0-0	7-0.0-0-0-0
12/05	Kansas City	3-0.0-0-0-0	0-0.0-0-0-0	5-1.0-0-0-0
12/12	at L.A. Raiders	3-0.0-0-0-0	1-0.0-0-0-0	1-0.0-0-0-0
12/19	Phoenix	6-0.0-0-0-0	6-0.0-0-0-0	4-0.0-0-0-0
12/26	Pittsburgh	2-0.0-0-0-0	2-0.0-0-0-0	2-0.0-0-0-0
01/02	at Kansas City	2-0.0-0-0-0	2-0.0-0-0-0	1-0.0-0-0-0
SEASON TOTAL		48-0.5-1-0-0	42-1.5-0-1-0	38-1.0-0-0-0

DNP - Did Not Play; IR - Injured Reserve; NOR - Not on Roster; PS - Practice Squad

Johnson	Bates	Roberts
0-0-0-0	0-0-0-0	0-0-0-0
0-0-0-0	0-0-0-0	0-0-0-0
0-0-0-0	0-0-0-0	0-0-0-0
0-0-0-0	0-0-0-0	1-4-4-0
0-0-0-0	0-0-0-0	0-0-0-0
0-0-0-0	0-0-0-0	0-0-0-0
0-0-0-0	0-0-0-0	0-0-0-0
0-0-0-0	0-0-0-0	0-0-0-0
0-0-0-0	0-0-0-0	0-0-0-0
0-0-0-0	0-0-0-0	0-0-0-0
1-5-5-0	0-0-0-0	0-0-0-0
0-0-0-0	0-0-0-0	0-0-0-0
0-0-0-0	0-0-0-0	0-0-0-0
0-0-0-0	0-0-0-0	0-0-0-0
0-0-0-0	0-0-0-0	0-0-0-0
2-10-8-1	1-6-6-0	0-0-0-0
3-15-8-1	1-6-6-0	1-4-4-0

Kennedy	Blackmon	Harper	Hunter	Murphy
3-1.0-0-0-0	5-0.0-0-0-0	2-0.0-0-0-0	4-0.0-0-0-0	7-0.0-0-0-0
8-0.0-0-0-0	3-0.0-0-0-0	6-0.0-0-0-0	3-0.0-0-0-0	1-0.0-0-0-0
3-2.0-0-0-1	4-0.0-0-0-0	5-0.0-1-0-0	5-0.0-0-0-0	4-0.0-0-1-0
3-0.5-0-0-0	6-0.0-0-0-0	8-0.0-0-0-0	3-0.0-0-0-0	3-0.0-0-0-0
7-0.0-0-0-0	1-0.0-0-0-0	4-0.0-0-0-0	7-0.0-0-0-0	0-0.0-0-0-0
2-0.0-0-0-0	6-0.0-0-0-0	5-0.0-0-1-0	3-0.0-1-0-0	0-0.0-0-0-0
7-0.0-0-0-0	2-0.0-1-0-0	5-0.0-0-0-0	4-0.0-1-0-0	Inactive
2-0.0-0-0-0	7-0.0-0-0-0	4-0.0-0-0-0	4-0.0-0-0-0	Inactive
10-0.0-0-0-0	9-0.0-0-0-0	5-0.0-0-0-0	7-0.0-1-0-0	0-0.0-0-0-0
10-0.0-0-1-0	4-0.0-0-0-1	4-0.0-0-0-0	0-0.0-0-0-2	5-0.0-0-0-0
2-0.0-0-0-0	3-0.0-0-0-0	4-0.0-0-0-1	5-0.0-0-0-0	5-0.0-0-0-0
3-0.0-0-0-0	6-0.0-0-0-0	6-0.0-0-0-0	6-0.0-0-0-0	4-0.0-0-0-0
2-1.0-0-0-0	3-0.0-0-0-0	2-0.0-0-0-0	2-0.0-0-0-1	5-0.0-0-0-0
5-1.0-0-0-0	3-0.0-1-0-0	Inactive	Inactive	11-0.0-0-0-0
6-1.0-0-0-0	6-0.0-0-0-0	Inactive	2-0.0-0-0-0	5-0.0-0-1-0
4-0.0-0-0-0	6-0.0-0-0-0	7-0.0-0-0-0	3-0.0-1-0-0	7-0.0-0-0-0
77-6.5-0-1-1	74-0.0-2-0-1	67-0.0-1-1-1	58-0.0-4-0-3	57-0.0-0-2-0

Tuatagaloa	Gray	Porter	Berry	Wells
0-0.0-0-0-0	2-0.0-1-0-0	Inactive	NOR	0-0.0-0-0-0
4-1.0-0-0-0	0-0.0-1-0-0	2-0.0-0-0-0	NOR	0-0.0-0-0-0
3-0.0-0-0-0	2-0.0-0-0-0	Inactive	NOR	0-0.0-0-0-0
3-1.5-0-0-0	1-0.0-0-0-0	1-1.0-0-0-0	NOR	0-0.0-0-0-0
2-0.0-0-0-0	3-0.0-1-0-0	4-0.0-0-0-0	NOR	0-0.0-0-0-0
3-0.0-0-0-0	2-0.0-0-0-0	1-0.0-0-0-0	NOR	0-0.0-0-0-0
1-0.0-0-0-0	0-0.0-0-0-0	8-0.0-0-0-0	0-0.0-0-0-0	0-0.0-0-0-0
2-0.0-0-0-0	Inactive	4-0.0-1-0-0	1-0.0-0-0-0	1-0.0-0-0-0
1-0.0-0-0-0	Inactive	1-0.0-0-0-0	0-0.0-0-0-0	3-0.0-0-0-0
4-0.0-0-0-0	Inactive	IR	8-0.0-0-0-0	Inactive
3-1.0-0-0-0	Inactive	IR	0-0.0-0-0-0	Inactive
0-0.0-0-0-0	Inactive	IR	DNP	3-0.0-0-0-0
1-0.0-0-0-0	Inactive	IR	DNP	2-0.0-0-0-0
5-0.0-0-0-1	5-1.0-0-0-0	IR	10-0.0-0-0-0	3-0.0-0-0-0
0-0.0-0-0-0	3-0.0-0-0-0	IR	DNP	2-0.0-0-0-0
0-0.0-0-0-0	5-0.0-0-0-0	IR	0-0.0-0-0-0	1-0.0-0-0-0
32-3.5-0-0-1	23-1.0-3-0-0	21-1.0-1-0-0	19-0.0-0-0-0	15-0.0-0-0-0

1993 GAME-BY-GAME OFFENSE

	9/5 @SD	9/12 LA	9/19 @NE	9/26 @Cin	10/3 SD	10/17 @Det	10/24 NE
Points	12	13	17	19	31	10	10
1st Quarter	7	0	7	0	7	7	0
2nd Quarter	3	10	0	6	10	0	3
3rd Quarter	0	0	10	3	7	3	0
4th Quarter	2	3	0	10	7	0	7
Overtime	0	0	0	0	0	0	0
First Downs	15	14	23	17	24	16	15
Rushing	4	7	11	6	6	5	3
Passing	9	5	10	11	16	9	12
Penalty	2	2	2	0	2	2	0
Third Down Eff	1/10	1/9	5/13	3/15	12/20	5/15	8/19
Percentage	10.0	11.1	38.5	20.0	60.0	33.3	42.1
4th Down Eff	0/0	1/1	0/0	0/0	0/0	0/0	1/1
Percentage	---	100.0	---	---	---	---	100.0
Total Net Yards	230	232	334	305	344	232	261
Plays	52	56	69	67	75	62	70
Avg. Per Play	4.4	4.1	4.8	4.6	4.6	3.7	3.7
Net Yards Rushing	89	112	209	139	57	66	67
Plays	21	29	43	35	31	20	26
Avg. Per Play	4.2	3.9	4.9	4.0	1.8	3.3	2.6
Net Yards Passing	141	120	125	166	287	166	194
Sacked/Lost	4/13	5/29	5/31	2/15	2/12	3/23	1/9
Gross Yards	154	149	156	181	299	189	203
Att/Comp	27/20	22/14	21/15	30/18	42/26	39/23	43/22
Had Intercepted	1	2	2	0	0	3	2
Avg. Per Play	4.5	4.4	4.8	5.2	6.5	4.0	4.4
Punts/Avg	5/42.6	5/39.2	5/41.0	6/36.0	7/37.0	7/47.6	8/44.3
Had Blocked	0	0	0	0	0	0	0
Punt Returns/Yds	1/7	3/28	2/20	2/18	4/20	2/17	2/7
Kickoff Ret/Yds	5/86	1/22	2/49	1/15	3/45	0/0	2/32
Int Returns/Yds	2/28	1/2	2/0	1/0	2/28	1/4	2/34
Penalties/Yds	4/40	3/21	7/49	5/21	3/18	7/60	8/56
Fumbles/Lost	1/1	1/1	1/1	2/2	1/0	3/1	2/0
Touchdowns	0	1	2	1	4	1	1
Rushing	0	1	1	0	2	0	0
Passing	0	0	1	0	2	1	1
Returns	0	0	0	0	0	0	0
Defensive	1	0	0	1	0	0	0
Safeties	0	0	0	0	0	0	0
PAT/ATT	1/1	1/1	2/2	1/1	4/4	1/1	1/1
FG/ATT	1/2	2/2	1/2	4/4	1/1	1/1	1/1
Time of Possession	26:07	28:05	38:20	33:16	33:49	28:27	28:22
Take/Turn Ratio	0	2	0	+1	+2	2	0
Avg. Drive Start	25.7	26.9	26.1	34.0	36.5	24.4	25.5

* SEAHAWKS TEAM RECORD; # EQUALS SEAHAWKS TEAM RECORD

	10/31 @Den	11/7 @Hou	11/14 Cle	11/28 Den	12/5 KC	12/12 @LA	12/19 PHX	12/26 PGH	1/2 @KC
	17	14	22	9	16	23	27	16	24
	7	7	7	0	3	0	10	7	3
	0	0	0	0	3	9	10	3	7
	3	0	7	2	7	0	0	3	0
	7	7	8	7	3	14	7	3	14
	0	0	0	0	0	0	0	0	0
	19	14	12	13	16	21	19	25	16
	9	5	7	5	6	10	11	13	6
	9	8	5	7	10	9	8	9	7
	1	1	0	1	0	2	0	3	3
	5/13	2/9	2/14	3/16	5/11	8/15	6/15	9/17	5/13
	38.5	22.2	14.3	18.8	45.5	53.3	40.0	52.9	38.5
	1/2	1/2	1/2	0/1	0/0	0/1	0/1	0/1	1/2
	50.0	50.0	50.0	0.0	---	0.0	0.0	0.0	50.0
	287	252	223	288	365	303	365	368	280
	60	46	62	69	57	69	69	80	56
	4.8	5.5	3.6	4.2	6.4	4.4	5.3	4.6	5.0
	103	84	119	127	90	134	212	267	140
	26	21	33	26	24	32	36	45	25
	4.0	4.0	3.6	4.9	3.8	4.2	5.9	5.9	5.6
	184	168	104	161	275	169	153	101	140
	4/17	2/14	2/10	6/27	3/12	1/2	2/12	5/16	1/0
	201	182	114	188	287	171	165	117	1/0
	30/16	23/14	27/11	37/17	30/18	36/20	31/15	30/12	30/19
	2	1	0	1	2	1	0	1	0
	5.4	6.7	3.6	3.7	8.3	4.6	4.6	2.9	4.5
	3/48.3	5/51.4	6/45.2	*12/46.6	3/50.7	5/49.8	5/49.6	4/37.0	5/40.4
	0	0	0	0	0	0	0	0	1
	1/3	0/0	4/41	3/21	2/13	1/3	1/33	2/17	3/32
	5/75	5/83	2/36	5/90	6/164	2/47	5/80	1/14	5/93
	1/4	2/16	2/45	1/19	0/0	1/12	2/0	1/4	1/0
	11/94	9/43	6/64	7/75	6/35	11/75	3/20	2/20	8/49
	1/0	0/0	1/0	2/1	3/2	1/0	2/1	0/0	4/3
	2	2	2	1	1	3	3	1	3
	2	1	0	0	1	2	2	0	1
	0	1	1	1	0	1	1	1	2
	0	0	0	0	0	0	0	0	0
	0	0	1	0	0	0	0	0	0
	0	1	1	0	0	1	0	0	0
	2/2	2/2	2/2	1/1	1/1	3/3	3/3	1/1	3/3
	1/1	0/0	2/4	0/0	3/3	0/0	2/3	3/3	1/1
	26:52	19:31	26:53	28:43	29:49	30:24	27:52	35:42	25:34
	1	+1	+7	0	4	+1	+3	+1	1
	30.7	16.5	33.8	26.6	27.0	29.2	36.5	22.8	33.0

1993 GAME-BY-GAME DEFENSE

	9/5 @SD	9/12 LA	9/19 @NE	9/26 @Cin	10/3 SD	10/17 @Det	10/24 NE
Points	18	17	14	10	14	30	9
1st Quarter	6	7	0	0	7	0	0
2nd Quarter	6	10	0	0	0	14	0
3rd Quarter	0	0	0	0	0	13	3
4th Quarter	6	0	14	10	7	3	6
Overtime	0	0	0	0	0	0	0
First Downs	19	16	19	19	19	20	16
Rushing	7	7	5	3	5	9	8
Passing	10	9	12	15	13	10	6
Penalty	2	0	2	1	1	1	2
Third Down Eff	6/17	6/15	4/13	5/14	4/13	5/14	4/16
Percentage	35.3	40.0	30.8	35.7	30.8	35.7	25.0
4th Down Eff	0/1	0/0	2/2	0/2	0/1	0/0	0/1
Percentage	0.0	---	100.0	0.0	0.0	---	0.0
Total Net Yards	269	264	276	354	315	292	295
Plays	70	64	63	67	64	60	69
Avg. Per Play	3.8	4.1	4.4	5.3	4.9	4.9	4.3
Net Yards Rushing	160	83	51	30	94	141	166
Plays	38	28	17	17	20	32	36
Avg. Per Play	4.2	3.0	3.1	1.8	4.7	4.4	4.6
Net Yards Passing	109	181	225	324	221	151	129
Sacked/Lost	2/14	3/14	2/15	5/14	3/23	2/6	0/0
Gross Yards	123	195	240	338	244	157	129
Att/Comp	30/13	33/18	44/20	45/25	41/21	26/14	33/15
Had Intercepted	2	1	2	1	2	1	2
Avg. Per Play	3.4	5.0	4.9	6.5	5.0	5.4	3.9
Punts/Avg	1/55.0	7/39.6	6/40.5	4/38.8	6/39.0	6/46.8	5/42.8
Had Blocked	0	0	0	0	0	0	0
Punt Returns/Yds	2/16	1/14	2/0	2/2	3/10	5/69	5/54
Kickoff Ret/Yds	2/46	2/43	1/16	5/90	6/92	3/117	2/59
Int Returns/Yds	1/2	2/3	2/8	0/0	0/0	3/5	2/64
Penalties/Yds	3/25	7/40	4/20	8/58	8/54	7/65	6/60
Fumbles/Lost	0/0	0/0	1/1	3/2	1/0	3/1	0/0
Touchdowns	0	2	2	1	2	3	0
Rushing	0	1	1	0	1	0	0
Passing	0	1	1	1	1	2	0
Returns	0	0	0	0	0	1	0
Defensive	0	0	0	0	0	0	0
Safeties	1	0	0	0	0	0	0
PAT/ATT	0/0	2/2	2/2	1/1	2/2	3/3	0/0
FG/ATT	#6/6#	1/1	0/1	1/3	0/1	3/3	3/5
Time of Possession	33:53	31:55	21:40	26:44	26:11	31:33	31:38
Take/Turn Ratio	0	+2	0	+1	+2	+2	0
Avg. Drive Start	26.8	31.7	31.2	28.4	20.9	39.6	35.3
* SEAHAWKS TEAM RECORD; # EQUALS SEAHAWKS TEAM RECORD							

10/31 @Den	11/7 @Hou	11/14 Cle	11/28 Den	12/5 KC	12/12 @LA	12/19 PHX	12/26 PGH	1/2 @KC
28	24	5	17	31	27	30	6	34
0	13	2	0	10	3	7	0	10
21	9	3	7	7	7	0	3	17
7	2	0	3	14	17	13	0	0
0	0	0	7	3	0	3	3	7
0	0	0	0	0	0	3	0	0
25	26	13	19	23	18	26	18	26
8	6	10	5	5	5	7	7	9
12	19	#2	12	15	12	18	11	17
#5	1	1	2	3	1	1	0	0
8/14	8/16	3/12	6/18	2/10	4/9	12/18	4/12	10/17
57.1	50.0	25.0	33.3	20.0	44.4	66.7	33.3	58.8
1/1	0/0	2/2	0/0	0/0	0/0	0/1	0/1	1/1
100.0	---	100.0	---	---	---	0.0	0.0	100.0
326	458	232	307	337	362	476	380	372
69	84	61	76	61	55	85	65	72
4.7	5.5	3.8	4.0	5.5	6.6	5.6	5.8	5.2
87	111	175	101	106	59	71	116	109
31	26	38	35	30	23	29	20	32
2.8	4.3	4.6	2.9	3.5	2.6	2.4	5.8	3.5
239	347	57	206	231	303	405	264	263
2/16	3/22	3/28	4/20	1/8	2/14	3/26	2/21	1/3
255	369	85	226	239	317	431	285	266
36/23	*55/36*	20/9	37/20	30/20	30/21	53/34	43/20	39/24
1	2	2	1	0	1	2	1	1
6.3	6.0	2.5	5.0	7.5	9.5	7.2	5.9	6.6
3/41.7	3/35.3	6/42.3	8/47.4	5/44.2	1/48.0	2/48.0	5/37.6	5/44.2
0	0	0	0	0	0	0	0	0
1/13	4/26	3/37	4/29	#0/0	5/110*	4/34	3/12	3/49
2/40	3/44	5/76	0/0	2/28	3/29	7/137	4/62	5/88
2/12	1/20	0/0	1/0	2/32	1/13	0/0	1/0	0/0
5/54	7/57	9/67	7/35	3/40	8/68	9/53	10/72	9/50
0/0	2/0	5/5	3/1	0/0	1/1	2/2	1/1	1/1
4	2	0	2	4	3	3	0	4
2	0	0	1	3	1	0	0	2
2	2	0	1	0	1	3	0	1
0	0	0	0	0	1	0	0	1
0	0	0	0	1	0	0	0	0
0	0	1	1	0	1	0	0	0
4/4	2/2	2/2	2/2	4/4	3/3	3/3	0/0	4/4
0/1	3/3	1/1	1/2	1/1	2/2	3/4	2/2	2/2
33:08	40:29	33:07	31:17	30:11	29:36	38:53	24:18	34:26
+1	1	7	0	+4	1	3	1	+1
27.7	37.8	28.8	26.4	32.6	27.5	25.1	21.5	30.6

1993 GAME-BY-GAME OFFENSIVE STARTERS

Date	Opp	WR	LT	LG	C	RG	RT	TE	WR	QB	RB	FB	K
9/5	@SD	Martin	Roberts	Brilz	Donaldson	Hitchcock	Heck	Edmunds	Blades	Mirer	Warren	Williams	Kasay
9/12	LA	Martin	Roberts	Brilz	Donaldson	Hitchcock	Heck	Edmunds	Blades	Mirer	Warren	Williams	Kasay
9/19	@NE	Martin	Roberts	Brilz	Donaldson	Hitchcock	Heck	Edmunds	Blades	Mirer	Warren	Williams	Kasay
9/26	@Cin	Martin	Roberts	Brilz	Donaldson	Hitchcock	Heck	Edmunds	Blades	Mirer	Warren	Green (TE)	Kasay
10/3	SD	Martin	Roberts	Brilz	Donaldson	Hitchcock	Heck	Edmunds	Blades	Mirer	Warren	Green (TE)	Kasay
10/17	@Det	Junkin (TE)	Roberts	Brilz	Donaldson	Hitchcock	Heck	Edmunds	Green (TE)	Mirer	Warren	Williams	Kasay
10/24	NE	Martin	Roberts	Brilz	Donaldson	Hitchcock	Heck	Edmunds	Blades	Mirer	Warren	Williams	Kasay
10/31	@Den	Martin	Roberts	Brilz	Donaldson	Hitchcock	Heck	Edmunds	Blades	Mirer	Warren	Green (TE)	Kasay
11/7	@Hou	Martin	Roberts	Brilz	Donaldson	Hitchcock	Heck	Edmunds	Blades	Mirer	Warren	Johnson	Kasay
11/14	Cleve	Bates	Roberts	Brilz	Donaldson	Hitchcock	Heck	Edmunds	Blades	Mirer	Warren	Green (TE)	Kasay
11/28	Den	Martin	Roberts	Brilz	Donaldson	Hitchcock	Heck	Edmunds	Green (TE)	Mirer	Warren	Williams	Kasay
12/5	KC	Martin	Roberts	Brilz	Donaldson	Hitchcock	Heck	Edmunds	Blades	Mirer	Warren	Williams	Kasay
12/12	@LA	Martin	Roberts	Brilz	Donaldson	Blackshear	Heck	Edmunds	Blades	Mirer	Warren	Green (TE)	Kasay
12/19	PHX	Martin	Roberts	Brilz	Donaldson	Blackshear	Heck	Edmunds	Blades	Mirer	Warren	Williams	Kasay
12/26	PGH	Martin	Roberts	Brilz	Donaldson	Hitchcock	Heck	Edmunds	Blades	Mirer	Warren	Williams	Kasay
1/2	@KC	Martin	Roberts	Brilz	Donaldson	Hitchcock	Heck	Edmunds	Blades	Mirer	Vaughn	Williams	Kasay

1993 GAME-BY-GAME DEFENSIVE STARTERS

Date	Opp	DLE	DLT	DRT	DRE	LLB	MLB	RLB	LCB	RCB	SS	FS	P
9/5	@SD	Bryant	Nash	Kennedy	Tuatagaloa	Wooden	Stephens	Murphy	Harper	Hunter	Blackmon	E.Robinson	Tuten
9/12	LA	Bryant	Nash	Kennedy	Tuatagaloa	Wooden	Stephens	Porter	Harper	Hunter	Blackmon	E.Robinson	Tuten
9/19	@NE	Bryant	Nash	Kennedy	Tuatagaloa	Wooden	Stephens	Murphy	Harper	Hunter	Blackmon	E.Robinson	Tuten
9/26	@Cin	Bryant	Nash	Kennedy	Tuatagaloa	Wooden	Stephens	Murphy	Harper	Hunter	Blackmon	E.Robinson	Tuten
10/3	SD	Bryant	Nash	Kennedy	Tuatagaloa	Wooden	Stephens	Porter	Harper	Hunter	Blackmon	E.Robinson	Tuten
10/17	@Det	Bryant	Nash	Kennedy	Tuatagaloa	Wooden	Stephens	Porter	Harper	Hunter	Blackmon	E.Robinson	Tuten
10/24	NE	Bryant	Nash	Kennedy	Tuatagaloa	Wooden	Stephens	Porter	Harper	Hunter	Blackmon	E.Robinson	Tuten
10/31	@Den	Bryant	Nash	Kennedy	Tuatagaloa	Wooden	Stephens	Porter	Harper	Hunter	Blackmon	E.Robinson	Tuten
11/7	@Hou	Sinclair	Nash	Kennedy	Porter	Wooden	Wells	R.Robinson (S)	Harper	Hunter	Blackmon	E.Robinson	Tuten
11/14	Cleve	Bryant	Nash	Kennedy	Tuatagaloa	Wooden	Berry	Murphy	Harper	Hunter	Blackmon	E.Robinson	Tuten
11/28	Den	Bryant	Nash	Kennedy	Tuatagaloa	Wooden	Stephens	Murphy	Harper	Hunter	Blackmon	E.Robinson	Tuten
12/5	KC	Bryant	Nash	Kennedy	Tuatagaloa	Wooden	Stephens	Murphy	Harper	Hunter	Blackmon	E.Robinson	Tuten
12/12	@LA	Bryant	Nash	Kennedy	Tuatagaloa	Wooden	Stephens	Murphy	Harper	Hunter	Blackmon	E.Robinson	Tuten
12/19	PHX	Bryant	Nash	Kennedy	Tuatagaloa	Wooden	Berry	Murphy	McCloughan	Gray	Blackmon	E.Robinson	Tuten
12/26	PGH	Bryant	Nash	Kennedy	Tuatagaloa	Wooden	Stephens	Murphy	Gray	Hunter	Blackmon	E.Robinson	Tuten
1/2	@KC	Bryant	Nash	Kennedy	Tuatagaloa	Wooden	Stephens	Murphy	Harper	Hunter	Blackmon	E.Robinson	Tuten

FINAL 1993 NFL STANDINGS

AMERICAN FOOTBALL CONFERENCE

Eastern	W	L	T	Pct	Pts	Opp
*Buffalo	12	4	0	.750	329	242
Miami	9	7	0	.563	349	351
N.Y. Jets	8	8	0	.500	270	247
New England	5	11	0	.313	238	286
Indianapolis	4	12	0	.250	189	378

Central Division	W	L	T	Pct	Pts	Opp
*Houston	12	4	0	.750	368	238
Pittsburgh	9	7	0	.563	308	281
Cleveland	7	9	0	.438	304	307
Cincinnati	3	13	0	.188	187	319

Western Division	W	L	T	Pct	Pts	Opp
*Kansas City	11	5	0	.688	328	291
#L.A. Raiders	10	6	0	.625	306	326
#Denver	9	7	0	.563	373	284
San Diego	8	8	0	.500	322	290
Seattle	6	10	0	.375	280	314

NATIONAL FOOTBALL CONFERENCE

Eastern Division	W	L	T	Pct	Pts	Opp
*Dallas	12	4	0	.750	376	229
#N.Y. Giants	11	5	0	.688	288	205
Philadelphia	8	8	0	.500	293	315
Phoenix	7	9	0	.438	326	269
Washington	4	12	0	.250	230	345

Central Division	W	L	T	Pct	Pts	Opp
*Detroit	10	6	0	.625	298	292
#Minnesota	9	7	0	.563	277	290
#Green Bay	9	7	0	.563	340	282
Chicago	7	9	0	.438	234	230
Tampa Bay	5	11	0	.313	237	376

Western Division	W	L	T	Pct	Pts	Opp
*San Francisco	10	6	0	.625	473	295
New Orleans	8	8	0	.500	317	343
Atlanta	6	10	0	.375	316	385
L.A. Rams	5	11	0	.313	221	367

*Divisional Winner; # Wild Card Playoff Qualifier

POSTSEASON RESULTS

AFC Wild Card Games

KANSAS CITY 27, Pittsburgh 24 (OT)
L.A. RAIDERS 42, Denver 24

NFC Wild Card Games

Green Bay 28, DETROIT 24
N.Y. GIANTS 17, Minnesota 10

AFC Divisional Playoffs

BUFFALO 29, L.A. Raiders 23
Kansas City 28, HOUSTON 20

NFC Divisional Playoffs

SAN FRANCISCO 44, N.Y. Giants 3
DALLAS 27, Green Bay 17

AFC Championship Game

BUFFALO 30, Kansas City 13

NFC Championship Game

DALLAS 38, San Francisco 21

SUPER BOWL XXVIII

(Atlanta, Georgia)

Dallas 30, BUFFALO 13

PRO BOWL

(Honolulu, Hawaii)

NFC 17, AFC 3

A black and white action photograph of a football player, likely a running back, in a white jersey with the number 99. He is wearing a helmet and is captured in a dynamic pose, running with the football tucked under his arm. The background is blurred, suggesting a stadium setting.

BUILDING THE FRANCHISE

CHRONOLOGY

- 1972 — 6/15** Seattle Professional Football, a group of business and community leaders, announce their intention to attempt to secure a National Football League franchise for the City of Seattle. Herman Sarkowsky serves as spokesman for the group. **11/2** Construction begins on The Kingdome.
- 1974 — 6/4** The National Football League announces that Seattle will have a franchise for the 1976 season. **12/5** The National Football League announces that it has voted membership to Seattle Professional Football, Inc., headed by Lloyd W. Nordstrom with partners Herman Sarkowsky, D.E. "Ned" Skinner, Howard S. Wright, M. Lamont Bean, and Lynn P. Himmelman.
- 1975 — 3/6** John Thompson, Executive Director of the NFL Management Council, named General Manager. **6/17** Nickname "Seahawks" selected from 20,365 entries and 1,741 different names. One hundred fifty-one suggest "Seahawks." **7/25** Season ticket applications mailed. **7/28** Season ticket applications accepted — 24,168 received the first day. **8/23** Season ticket sales closed after target of 59,000 reached. **12/18** Seahawks agree to a 20-year lease agreement to play all games in the Kingdome.
- 1976 — 1/3** Jack Patera, defensive line coach of the Minnesota Vikings, named head coach. **1/20** Lloyd W. Nordstrom, spokesman for the Nordstrom family, the Seahawks' majority owner, dies of a heart attack while vacationing in Mexico. **3/30** Veteran Allocation held in New York City. Seahawks select 39 NFL veterans. **4/8-9** Seahawks select 25 collegians in their first college draft. Notre Dame's Steve Niehaus is the first choice and he flies to Seattle for evening news conference on April 8. **7/9** Seahawks open training camp at Eastern Washington University in Cheney. **8/1** Seahawks play first game before 60,825 fans in the Kingdome. San Francisco holds on to defeat Seattle, 27-20, as Jim Zorn is tackled on the 49ers' two-yard line when the gun sounds. **8/29** Seahawks capture first victory, a 17-16 preseason win over San Diego, as Ron Howard catches a three-yard Jim Zorn pass for the winning touchdown with only 13 seconds remaining. **9/12** Seattle opens regular season play with a near miss against St. Louis, 30-24. The game ends with the Cardinals intercepting a pass in the end zone. **10/17** Seahawks win Expansion Bowl with 13-10 victory over host Tampa Bay. Linebacker Mike Curtis blocks a Tampa Bay field goal attempt with 42 seconds remaining to preserve the victory. **11/7** Seahawks capture their first regular season victory at home with a 30-13 win over Atlanta. Sherman Smith becomes the first Seattle back to rush for over 100 yards with 124 yards on 14 carries.
- 1977 — 1/17** Seahawks host the Pro Bowl and it is the first sellout in the 27-year history of the game and is the largest crowd under the AFC vs. NFC format. AFC scores a 24-14 win before 63,214 fans. **5/3** Seattle trades its first-round draft choice, the second player in the draft, to Dallas for the Cowboys' first-round selection and three second-round picks. The Seahawks select Steve August, offensive guard from Tulsa, on the first round. **10/30** After missing four games with an injury, Jim Zorn returns to lead Seattle to a 56-17 triumph

over Buffalo. The Seahawks set 15 club records and equal six, including Zorn's four TD passes. **11/13** Seattle defense blanks the New York Jets, 17-0, in Shea Stadium, the first time an established team is shutout by a second-year team. **12/18** Seahawks win their fifth game of the year, a 20-19 decision over Cleveland before 61,583 fans in the Kingdome, to establish a record for most wins ever by a second-year expansion team.

1978 — 5/3 Keith Simpson, cornerback from Memphis State, is selected as Seattle's first-round draft choice followed by his college teammate Keith Butler, a linebacker, on the second round. **10/8** Efren Herrera kicks a 19-yard field goal on the final play of the game to give Seattle a 29-28 win over the Minnesota Vikings. **11/26** Seattle becomes the first team since 1965 to beat Oakland twice during the regular season with a 17-16 win on Efren Herrera's 46-yard field goal with just three seconds remaining. **12/17** Seahawks end their third season with a 9-7 record and finish one game behind Denver in the AFC West standings following a 23-19 win over Kansas City. Al Hunter rushes for 133 yards on 27 carries as Seahawks perform before sixth-straight home sellout crowd.

1979 — 1/29 Steve Largent catches a record-equalling five passes as Seattle's first representative to the Pro Bowl. National Football Conference defeats Largent and his AFC teammates, 13-7, in the Los Angeles Memorial Coliseum. **5/3** Manu Tuiaosopo, defensive tackle from UCLA, becomes Seattle's first-round draft choice. **10/29** After trailing 14-0, the Seahawks rebound for a 31-28 win over Atlanta in Seattle's first appearance on ABC's Monday Night Football. Dan Doornink rushes for 122 yards on 21 carries and scores twice. **12/16** The Seahawks close out their second straight 9-7 season with a 29-24 win over Oakland. Sam McCullum sets a club record with 173 yards receiving on eight catches.

1980 — 4/29 Seattle trades its first-round draft choice and a third-round pick to Buffalo for the Bills' first-round choice, the tenth player in the draft. The Seahawks then select defensive end Jacob Green of Texas A&M on the first round. **9/28** Seahawks score second shutout in the club's history with a 14-0 win over Washington Redskins in Robert F. Kennedy Memorial Stadium. **10/5** Sam McCullum catches two touchdown passes and Efren Herrera kicks four field goals in 26-7 win over Houston at the Astrodome. The win would prove to be Seattle's last of the season.

1981 — 4/28 Seahawks select UCLA safety Kenny Easley on the first round of the NFL draft. **11/8** Seattle holds the Pittsburgh Steelers scoreless in the second half and rallies for a pair of fourth quarter touchdowns to capture a 24-21 victory at the Kingdome. **11/16** The Seahawks score on their last eight possessions to defeat the San Diego Chargers, 44-23, on Monday Night Football. It is the Seahawks' first regular season victory over the Chargers after eight straight losses.

1982 — 3/11 Mike McCormack, former head coach with the Philadelphia Eagles and Baltimore Colts, is named Director of Football Operations. **4/27** Seahawks select Clemson defensive end Jeff Bryant in the first round of the college draft. **9/21** Players go on strike for 57 days. **10/13** Mike McCormack named interim head coach after the firing of head coach Jack Patera and general manager John Thompson. **11/21** Seahawks capture 17-10 victory over the host Denver Broncos in Mike McCormack's first game as head coach following the players' strike. Steve Largent catches a 34-yard touchdown pass from Jim Zorn with 49 seconds left for the victory. **11/28**

Seahawks shutout the Pittsburgh Steelers, 16-0, for the club's third shutout in history and first at the Kingdome.

1983 — 1/2 Seahawks conclude nine-game season with a 13-11 win over the Denver Broncos as Dave Krieg throws a 19-yard touchdown pass to Roger Carr with 47 seconds left. The Seahawks drive 87 yards in 10 plays with no timeouts to score the winning touchdown. Seattle finishes the season 4-5 but were 4-3 under Mike McCormack. **1/3** Mike McCormack named President and General Manager after previously serving as Director of Football Operations since March 11, 1982, and interim head coach since October 13, 1982. **1/26** Chuck Knox named head coach. Knox previously had served as head coach of the Los Angeles Rams (1973-77) and the Buffalo Bills (1978-82). He guided seven of his ten teams to the playoffs, while winning six division championships. **3/15** Chuck Allen, who joined the Seahawks staff in June of 1975 as Director of Pro Scouting, named Assistant General Manager. **4/26** Seattle selects Penn State running back Curt Warner in the NFL draft. Warner is the third player taken on the first round. To be able to get Warner, the Seahawks trade their first, second and third-round selections to the Houston Oilers for the Oilers first-round pick. **9/11** Seahawks win first game under Chuck Knox, 17-10, over the New York Jets, as the club sets a team record with 57 rushing attempts and Curt Warner gains 128 yards on 24 carries. **10/16** Seahawks force eight turnovers and register eight sacks in 38-36 victory over the Los Angeles Raiders. **10/30** Seahawks make it two straight over Raiders with 34-21 win. **12/18** Seahawks clinch first playoff berth with 24-6 win over New England. **12/24** Dave Krieg throws three touchdown passes and Curt Warner rushes for 99 yards in 31-7 win over Denver in the AFC Wild Card Game before 60,752 fans in Kingdome. **12/31** Seahawks drive 66 yards in five plays late in the fourth quarter to capture divisional playoff win over Miami, 27-20, before 71,032 fans at the Orange Bowl.

1984 — 1/8 Los Angeles Raiders defeat the Seahawks, 30-14, in the AFC Championship Game at the Los Angeles Memorial Coliseum before 88,734 fans. **5/1** Seahawks select cornerback Terry Taylor of Southern Illinois as their first-round choice in the annual NFL draft. **9/3** Seahawks win regular season opener for the first time in franchise history, 33-0 over the Cleveland Browns. The enthusiasm is dampened by a knee injury to Curt Warner which will keep him out for the rest of the season. **10/29** Seahawks post their second shutout of the season with a 24-0 victory over the San Diego Chargers on Monday Night Football. Kenny Easley intercepts a club record three passes and Steve Largent catches three touchdown passes. **11/4** Seahawks set an NFL record by returning four interceptions for touchdowns, including two by Dave Brown, in a 45-0 win over the Kansas City Chiefs. Kenny Easley and Keith Simpson had the other two interception returns for touchdowns. **11/25** Dave Krieg throws for 406 yards and three touchdowns, including an 80-yarder to Daryl Turner on the first play of the game, to lead the Seahawks past Denver, 27-24. Steve Largent catches 12 passes for 191 yards and one score. **12/2** Seahawks clinch playoff berth with a 38-17 win over Detroit as Dave Krieg throws a team record five touchdown passes. **12/22** Seattle eliminates the defending Super Bowl Champion Los Angeles Raiders, 13-7, from the playoffs in the AFC Wild Card Game at the Kingdome. Seahawks rush for 205 yards and force three turnovers, along with registering six sacks, in the victory. **12/29** Miami defeats the Seahawks, 31-10, in an AFC Divisional Playoff Game at the Orange Bowl.

1985 — 6/18 Seahawks and Northwest College agree to a long-term lease for a new practice and office complex for the club in Kirkland. The facility will be built on 12 acres adjacent to Northwest College. A 36,000-square foot building will house the club's administrative offices, locker room and training facilities. **7/20** Seahawks open their tenth and final training camp at Eastern Washington University in Cheney. **9/8** Curt Warner returns to the Seattle lineup after missing all but the 1984 opener as the Seahawks defeat Cincinnati, 28-24, at Riverfront Stadium. Warner gains 66 yards on 17 carries and scores the game-winning touchdown on an 11-yard run with 7:07 remaining. **9/15** Daryl Turner sets a club record with four touchdown catches and Dave Krieg equals another with five touchdown passes in Seattle's 49-35 victory over the San Diego Chargers at Jack Murphy Stadium. **10/13** Dave Krieg passes for 405 yards and four touchdowns, including a 12-yarder to Paul Skansi for the winning touchdown with 35 seconds remaining, as Seahawks defeat Atlanta, 30-26. Krieg directs the Seahawks 86 yards in 16 plays on the winning drive. **10/21** Ceremonial ground-breaking is held for team's new headquarters. **11/3** Terry Taylor returns an interception 75 yards for a touchdown and blocks a field goal attempt that is recovered by Byron Walker and returned 56 yards for a touchdown in Seattle's 33-3 win over the Los Angeles Raiders at the Kingdome.

1986 — 4/29 Seahawks select Florida fullback John L. Williams as their first-round draft choice. Williams is the 15th player picked overall. **6/18** Seahawks move into new headquarters on a 12-acre site adjacent to Northwest College in Kirkland. **7/16** Seahawks open their 11th training camp and first in Kirkland. **9/7** Seahawks kickoff their 1986 regular season schedule with a 30-0 victory over the Pittsburgh Steelers at the Kingdome. **10/6** Seahawks defeat San Diego Chargers, 33-7, on Monday Night Football as Steve Largent breaks NFL record for most consecutive games with a pass reception. Largent catches a pass in the 128th straight game in which he participated. **10/19** Jacob Green registers four sacks and Dave Brown intercepts two passes in leading Seattle to a 17-12 win over the eventual Super Bowl champion New York Giants. **11/27** Seahawks defeat the Dallas Cowboys, 31-14, on Thanksgiving Day as Curt Warner runs for 122 yards and Dave Krieg completes 16-of-24 passes for 214 yards and two touchdowns. **12/8** Seattle hands the Los Angeles Raiders their biggest defeat since 1962, 37-0, as Curt Warner gains 116 yards and Dave Krieg passes for 243 yards and two touchdowns. Seattle gains 407 yards in total offense, while the defense holds the Raiders to 138 yards. **12/20** Seahawks close out five-game winning streak and a 10-6 season by defeating eventual AFC Champion Denver, 41-16. The Seahawks gain a season high 536 yards, including a club record 298 yards rushing, led by Curt Warner's 192 yards and three touchdowns on 24 carries.

1987 — 4/28 Seahawks select University of Pittsburgh linebacker Tony Woods in the first round of the NFL draft. Woods is the 18th player picked. **6/12** Seahawks win lottery for first choice in supplemental draft and select University of Oklahoma linebacker Brian Bosworth. **9/13** After first two regular season games, NFL Players Association calls a strike that will last four weeks. Games for Sunday, September 18, are cancelled. **10/25** Seahawks defeat the Los Angeles Raiders, 35-13, in first game with regulars following the strike. Seattle builds up a 28-0 halftime lead and wins in Los Angeles for the first time since 1983. **12/13** Dave Krieg completes 23-of-33 passes for 238 yards and Ray Butler catches six passes for 107 yards and

two touchdowns in leading Seattle past Denver, 28-21, at the Kingdome. **12/20** Seahawks clinch playoff berth with a 34-21 win over the Chicago Bears at Soldier Field. John L. Williams sparks the offense with a 75-yard touchdown on a screen pass from Dave Krieg and the defense contributes five takeaways. **12/27** Steve Largent catches six passes in a 41-20 loss at Kansas City and becomes the NFL's all-time leading receiver with 751. Largent breaks the previous record of 750 by Charlie Joiner.

1988 — 1/3 Seahawks close out the 1987 season with a 23-20 overtime loss to the Houston Oilers at the Astrodome in the AFC First-Round Playoff Game. **4/24** Seahawks use their second-round choice in the draft to select University of Miami wide receiver Brian Blades. The Seahawks first-round pick had been exercised in the June 1987 supplemental draft. **8/30** Ken Behring and Ken Hofmann complete their purchase of the Seahawks from the Nordstrom family. **9/4** Seahawks open 13th season with a 21-14 win at Denver over the two-time defending AFC Champion Broncos. Curt Warner scores twice and John L. Williams accounts for 161 yards from scrimmage. It is Seattle's first win in Denver since 1984. **9/18** Steve Largent becomes the NFL's all-time leader in pass receiving yards with 12,167 at San Diego, but the Seahawks lose to the Chargers, 17-6. Largent breaks Charlie Joiner's record of 12,146 yards. **10/2** Rookie quarterback Kelly Stouffer makes his first NFL start for an injured Dave Krieg and leads the Seahawks to a 31-20 win over the Atlanta Falcons in Atlanta. John L. Williams ties a team record with three rushing touchdowns. **11/13** Seahawks defeat the Houston Oilers, 27-24, as Dave Krieg returns after missing seven games with a shoulder separation. Krieg engineers a 10-play drive to set up Norm Johnson's game-winning field goal with less than one second left. **11/28** Dave Krieg equals his own team record with five touchdown passes as Seahawks defeat the Los Angeles Raiders, 35-27, on Monday night in the Kingdome. Curt Warner (130) and John L. Williams (105) become the first pair of Seahawks to each gain over 100 yards rushing in the same game. **12/11** Seahawks score touchdowns on their first six possessions in a 42-17 win over Denver. Curt Warner establishes a team record with four rushing touchdowns. Warner (126) and John L. Williams (109) each top 100 yards rushing. **12/18** John L. Williams accounts for 239 yards of offense, including 180 receiving, and Dave Krieg throws for 410 yards and four scores, as the Seahawks defeat the Los Angeles Raiders, 43-37, in Los Angeles to clinch the first AFC Western Division title in franchise history. **12/31** Seahawks are eliminated from the playoffs by the eventual AFC Champion Cincinnati Bengals, 21-13, in Riverfront Stadium.

1989 — 2/22 Tom Flores named President/General Manager, replacing Mike McCormack. Flores guided the Los Angeles Raiders to an 83-53 regular season record and two Super Bowl titles in nine seasons, 1979-87, as their head coach. **4/23** Seahawks select Notre Dame tackle Andy Heck with the fifteenth pick of the first round of the draft. **9/10** Seahawks lose regular season opener in Philadelphia, 31-7, and also lose wide receiver Steve Largent for six weeks with a broken elbow. Largent, however, scores Seattle's only touchdown. **10/29** Dave Krieg and Brian Blades combine on a 21-yard touchdown pass with 40 seconds left in a 10-7 win over the San Diego Chargers. The win is the 100th in regular season play for the Seahawks. Blades catches a career high 10 passes for 117 yards. **11/26** Steve Largent ties Don Hutson's NFL record of 99 career receiving touchdowns in the Seahawks 41-14 loss at Denver. **12/4** Dave Krieg ignites a three-game winning streak

with 298 yards passing and the game-winning touchdown pass in a 17-16 Monday night win over Buffalo. **12/10** Seahawks win 24-17 at Cincinnati as Dave Krieg throws three touchdown passes. One goes to Steve Largent, the NFL record 100th of his career. **12/17** John L. Williams catches a career high 12 passes for 129 yards as the Seahawks defeat the Los Angeles Raiders, 23-17. **12/23** Seahawks close out the season with a 29-0 loss to the Washington Redskins. In pregame ceremonies, retiring wide receiver Steve Largent is honored and his is the first name inducted in the Seahawks Ring of Honor.

1990 — 4/22 Seahawks trade four draft choices to the New England Patriots, including two first-round choices, to move up and select University of Miami defensive tackle Cortez Kennedy with the third overall choice. Seahawks also receive a second-round choice from the Patriots which they use to select Syracuse University linebacker Terry Wooden. **8/4** Seahawks play their first-ever international game as they drop a 10-7 preseason decision to the Denver Broncos in Tokyo, Japan. **10/1** Seahawks defeat the Cincinnati Bengals, 31-16, for their first win after opening the season with three consecutive losses. Derrick Fenner scores three touchdowns for the second straight week. **11/11** Seahawks score their first win in Kansas City's Arrowhead Stadium since 1980 as Dave Krieg throws a 25-yard touchdown pass to Paul Skansi as time expires. The PAT gives Seattle a 17-16 win and starts a four-game streak of games decided on the last play. The win is the 159th of Chuck Knox's career, moving him into seventh place all-time. **11/25** Norm Johnson's 40-yard field goal 3:01 into overtime gives the Seahawks a 13-10 win at San Diego. Seattle forces and recovers a pair of fumbles, the first with 48 seconds left in regulation and the second with 1:34 gone in overtime. **12/2** In almost a replay from the week before, Seattle defeats the Houston Oilers 13-10 in overtime after recovering a fumble. Norm Johnson connects from 42 yards out after David Wyman recovers a Tony Woods-forced fumble. Seahawks become only the third team in NFL history to win back-to-back overtime games. **12/9** The Seahawks defense sets single-game records for fewest rushing first downs (0) and rushing yards allowed (13) in a game in a 20-14 win over the Green Bay Packers in Milwaukee. **12/23** Seattle moves over the .500 mark with a 17-12 win over the Denver Broncos. The Broncos are penalized on the game's last play, negating what would have been a game-winning touchdown pass. **12/30** Derrick Fenner scores two touchdowns for the fourth time as Seattle defeats the Detroit Lions 30-10 in the Kingdome, to finish at 9-7 after an 0-3 start. Fenner ends the season equalling team records for total touchdowns (15) and rushing touchdowns (14), totals that lead the AFC.

1991 — 4/21 Seahawks select San Diego State quarterback Dan McGwire with the 16th pick on the first round of the 1991 NFL Draft. The 6-8, 243-pound McGwire is the first quarterback ever selected on the first round by Seattle. **4/25** Head Coach Chuck Knox agrees to a two-year contract extension. **8/3** Quarterback Jim Zorn (1976-84) becomes the second person inducted into the Seahawks Ring of Honor. **9/1** Seahawks drop season opener, 27-24, at New Orleans and lose starting quarterback Dave Krieg for six weeks with a broken thumb in the process. Wide receiver Brian Blades sets career highs with 12 receptions, 160 yards, and two touchdowns. **9/8** Jeff Kemp makes his first start since September 25, 1988, and throws two touchdown passes in a 20-13 win over the New York Jets. One goes to Travis McNeal, the first of his career. **9/29** Chris Warren's 59-yard punt return touchdown, the first by a Seahawks player since 1986, sparks a 31-3 win over the

visiting Indianapolis Colts. The defense limits the Colts to 137 yards and records five sacks. Rookie first-round draft choice Dan McGwire starts and plays the first half, engineering a 50-yard touchdown drive on his first possession. **10/6** The Seahawks defense stops the Cincinnati Bengals on a 4th-and-four inches short with 29 seconds left to preserve a 13-7 win at Riverfront Stadium. Dwayne Harper and Nesby Glasgow combine for the tackle, which comes at the Seattle 22. **10/20** Dave Krieg returns from missing six games on injured reserve to lead Seattle to a 27-7 win at Pittsburgh. Krieg throws for 266 yards, completing 25-of-31 passes, and two scores. **10/27** John Kasay equals an NFL record with two field goals of 50-or-more yards in a 20-9 win over the San Diego Chargers. Kasay connects from 54 and 51 yards. The 54-yarder equals the team record. **11/24** The defense forces four turnovers and has five sacks, three by Rufus Porter, in a 13-10 win over the eventual AFC West Champion Denver Broncos in the Kingdome. Additionally, the defense twice holds on downs inside Seahawks territory in the game's last 4:49. **12/22** Seattle finishes their 16th season with a 7-9 record after defeating the Los Angeles Rams, 23-9, in the Kingdome. It was the first win by the Seahawks over the Rams in five regular season games. James Jones rushes for a pair of scores, while the defense keeps their third 1991 opponent out of the end zone. **12/27** The Seahawks and head coach Chuck Knox agree to mutually end Knox's nine-year tenure as head coach. Knox leaves having compiled an 80-63-0 (55.9%) regular season record. He guided the Seahawks to four playoff appearances, including an AFC West title in 1988.

1992 — 1/6 Seahawks President/General Manager Tom Flores is named President/Head Coach. Flores coached nine seasons, 1979-87, with the Oakland/Los Angeles Raiders and compiled an 83-53-0 (61.0%) regular season record. He led the Raiders to two Super Bowl Championships, XV and XVIII, the only Super Bowls won by the AFC in the decade of the 1980's. **1/8** Larry Kennan, Coach of the Year in the World League of American Football in 1991, is named Offensive Coordinator/Quarterbacks Coach. Kennan guided the London Monarchs to an 11-1 record and WLAFL Championship in the league's first season. Kennan served as an NFL assistant with the Los Angeles Raiders (1982-87), Denver Broncos (1988) and Indianapolis Colts (1989-90). **1/9** Seahawks defensive assistants George Dyer (line), Rod Perry (secondary), and Joe Vitt (special assignments), along with John Becker (offensive coordinator/wide receivers) and Chick Harris (running backs) leave the Seahawks to join Chuck Knox with the Los Angeles Rams. **1/11** Seahawks assistant head coach Tom Catlin announces he will stay with the Seahawks as assistant head coach/defense. In addition, Rusty Tillman is promoted from special teams coach to defensive coordinator, Russ Purnell from tight ends and assistant special teams to special teams and tight ends coach, and Paul Moyer from staff assistant to defensive backfield coach. **1/21** Offensive Line Coach Hudson Houck and running backs coach Clarence Shelmon are added to Tom Flores' staff. Both coaches come to the Seahawks from the Los Angeles Rams. **1/22** Bob Bratkowski, offensive coordinator at the University of Miami for the past three seasons, is named wide receivers coach. Bratkowski's father Zeke, is a former NFL quarterback and current NFL assistant coach. **1/23** Tommy Brasher is named defensive line coach. Brasher has coached nine seasons in the NFL and 12 in college. **1/24** Former Seahawks cornerback Dave Brown (1976-86) returns to the club as a defensive assistant. An original member of the Seahawks, Brown still holds career records with 50 interceptions and four interception return

touchdowns. **8/22** Dave Brown becomes the third inductee into the Seahawks Ring of Honor around the 200 Level of the Kingdome. **9/6** Cincinnati Bengals spoil Tom Flores' Seahawks coaching debut with a 21-3 Kingdome win. **9/20** Flores gains first win as Seahawks head coach, 10-6 at New England. Cortez Kennedy has four-and-a-half tackles for loss, including three sacks, to lead the defense while Chris Warren rushes for 122 yards and one score on 24 carries to lead the offense. It's Warren's first career 100-yard game. **11/8** Chris Warren's 103 yards aren't enough as the Washington Redskins post a 16-3 Kingdome win. **11/22** Chris Warren rushes for a career-high 154 yards, including a touchdown, but the Kansas City Chiefs take a 24-14 win. **11/30** In pregame ceremonies, play-by-play broadcaster Pete Gross is inducted into the Seahawks Ring of Honor. The Seahawks then defeat the Denver Broncos 16-13 in overtime, snapping an eight-game losing streak. Brian Blades makes his first appearance since injuring his shoulder on opening day and catches the game-tying touchdown pass on the game's last play. John Kasay's 32-yard field goal 11:10 into overtime is the winner. The game also marks the team record third straight that the Seahawks defense held the opposition to under 200 total yards. **12/2** KIRO Newsradio 710's Pete Gross, the only play-by-play broadcaster in the Seahawks 17-year history, dies after a four-year battle with cancer. **12/6** The Pittsburgh Steelers take a 20-14 comeback win in Pittsburgh, despite Eugene Robinson's record-equalling three interceptions. **12/13** Roger Ruzek's 44-yard field goal as time expires in overtime gives the visiting Philadelphia Eagles a 16-13 win. The game is the longest in Seattle's history. **12/27** Seattle closes out the regular season with a 31-14 Kingdome loss to the AFC West Champion San Diego Chargers. Chris Warren becomes only the second player in franchise history to rush for 1,000 yards, finishing the season with 1,017.

1993 — 1/19 David Behring, son of majority owner Ken Behring, is named team President. Tom Flores is named General Manager/Head Coach, while Player Personnel Director Mike Allman is placed in charge of both professional and college personnel. **1/28** Howard Mudd is named offensive line coach replacing Hudson Houck, who joined the Dallas Cowboys. Mudd is an eight-year NFL veteran guard and a 19-year NFL assistant, including a stint with the Seahawks from 1978-82. **2/5** Phil Neri, a Seahawks scout since 1985, is named College Scouting Director. **3/12** Ferrell Edmunds, two-time Pro Bowl tight end with the Miami Dolphins, signs as an unrestricted free agent. Edmunds, a five-year veteran, is the first free agent to sign with the Seahawks under the NFL new free agency system. **4/1** Wide receiver Kelvin Martin of the Super Bowl champion Dallas Cowboys is signed as an unrestricted free agent. **4/14** Linebacker Kevin Murphy signs with Seattle. **4/20** Four-time Pro Bowl center Ray Donaldson signs with the Seahawks as a free agent. **4/22** Buffalo guard Mitch Frerotte signs with the Seahawks as an unrestricted free agent. **4/25** University of Notre Dame quarterback Rick Mirer is selected by the Seahawks on the first round of the NFL draft. Mirer is the second player chosen overall. **9/19** Chris Warren rushes a club record 36 times for a personal best 174 yards in a 17-14 win over the Patriots in New England, Seattle's first win after two losses. **9/26** Rod Stephens' fumble recovery in the end zone provides the winning touchdown in a 19-10 win at Cincinnati. **10/3** Seattle makes it three straight with a 31-14 win over the San Diego Chargers in the Kingdome. Rookie Rick Mirer passes for 282 yards and a score and also rushes for a touchdown. The three-game winning streak is the Seahawks longest since 1990. **10/24** Rick Mirer throws the game-winning touchdown pass to Brian Blades with 25 seconds left in a 10-9

win over New England in the Kingdome. **11/14** Eugene Robinson records 11 tackles, two interceptions, two forced fumble, and one fumble recovery to spark a 22-5 win over the visiting Cleveland Browns. In all, the Seahawks defense forces seven turnover and accounts for a touchdown and a safety. **12/26** Chris Warren rushes for 168 yards to become the second Seattle player to have back-to-back 1,000 yard seasons, but the Phoenix Cardinals tie the game on the last play of regulation and go on to a 30-27 overtime win in the Kingdome. **12/26** Jon Vaughn, who learned during warmups that he would start for an injured Chris Warren (abdominal muscle), rushes for a career-high 131 yards in a 16-6 win over the Pittsburgh Steelers. Seattle gains 267 yards rushing, giving them back-to-back 200 yard rushing games for the first time in franchise history.

1994 — 1/2 The Seahawks finish the season 6-10 after dropping a 34-24 decision to the AFC West Champion Kansas City Chiefs in Arrowhead Stadium. John L. Williams rushes for 102 yards, to give the Seahawks three straight games with an individual over 100 yards, a franchise first. Rick Mirer becomes the first rookie quarterback since 1973 to start all his team's games and only the third since the 1970 merger. Mirer ends the season with NFL rookie passing records for attempts (486), completions (274), and yards (2,833), while helping to improve Seattle's win total by four games. **2/24** Nate Odomes, two-time Pro Bowl cornerback of the Buffalo Bills signs as a free agent. **2/28** Odomes teammate and fellow two-time Pro Bowler, tackle Howard Ballard signs as a free agent. **4/24** Texas A&M University defensive tackle Sam Adams is the Seahawks first-round draft choice. Adams is the eighth player picked on the first round.

COACHES ALL-TIME ROSTER

(37 Coaches)

Name (Responsibility)	Years	College
Becker, John (Off. Coord./WRs)	1989-91	Cal State-Northridge
Boghossian, Sam (Off. Coord./OL)	1976-77	UCLA
Brasher, Tommy (DL)	1992-93	Arkansas
Bratkowski, Bob (WRs)	1992-93	Washington State
Brown, Dave (Defensive Coach)	1992-93	Michigan
Catlin, Tom (Asst. Head Coach/ Def. Coord./LBs)	1983-91	Oklahoma
(Assistant Head Coach/Defense)	1992	
(Assistant Head Coach)	1993	
Christensen, Jack (DBs)	1978-82	Colorado State
Dyer, George (DL)	1983-91	Cal-Santa Barbara
Flores, Tom (Head Coach)	1992-93	Pacific
Harris, Chick (RBs)	1983-91	Northern Arizona
Hawkins, Ralph (DBs)	1983-88	Maryland
Hollway, Bob (Def. Coord./DBs)	1976-77	Michigan
Houck, Hudson (OL)	1992	Southern California
Kennan, Larry (Offensive Coord./QBs)	1992-93	LaVerne
Knox, Chuck (Head Coach)	1983-91	Juniata
Lauterbur, Frank (DL)	1982	Mt. Union
Leggett, Earl (DL)	1976-77	Louisiana State
MacDonald, Andy (RBs)	1976-82	Central Michigan
Matsumoto, Arnie (Staff Assistant)	1989-93	Lewis and Clark
McCormack, Mike (Head Coach)	1982	Kansas
Meyer, Ken (QBs)	1983-91	Denison
Moore, Steve (WRs)	1983-85	Cal-Santa Barbara
(Off. Coord./WRs)	1986-88	
Mora, Jim (DL)	1978-81	Occidental

Moyer, Paul (Special Assignments)	1990-91	Arizona State
(DBs/Asst. Special Teams)	1992-93	
Mudd, Howard (OL)	1978-82	Hillsdale
	1993	
Patera, Jack (Head Coach)	1976-82	Oregon
Peccatiello, Larry (LBs)	1976-77	William and Mary
(Def. Coord./LBs)	1978-80	
Perry, Rod (DBs)	1989-91	Colorado
Prochaska, Ray (Off. Coord./OL)	1983-85	Nebraska
Purnell, Russ (Special Assignments)	1986	Whittier
(TEs/Asst. Special Teams)	1987-91	
(TEs/Special Teams)	1992-93	
Raines, Frank (Strength and Conditioning)	1990-93	George Mason
Rhome, Jerry (QB/WRs/TEs)	1976-77	Tulsa
(Off. Coord./QB/WRs/TEs)	1978-79	
(Off. Coord./QB/WRs)	1979-82	
Shelmon, Clarence (RBs)	1992-93	Houston
Simpson, Jackie (Def. Coord./LBs)	1981-82	Mississippi
Stephenson, Kent (OL)	1985-91	Northern Iowa
Tillman, Rusty (Special Teams)	1979-82	Northern Arizona
(Special Teams/TEs)	1983-86	
(Special Teams/LBs)	1987-91	
(Def. Coord./LBs)	1992-93	
Vitt, Joe (Special Assignments)	1982-91	Towson State

ALL-TIME ROSTER

(410 Players)

Abramowitz, Sid (T)	1984	4	0	Tulsa
Adams, Theo (T)	1992	10	0	Hawaii
Adkins, Sam (QB)	1977-82	10	0	Wichita State
Agee, Tommie (FB)	1988	16	0	Auburn
Ahrens, Dave (LB)	1990	10	3	Wisconsin
Aiu, Charlie (G)	1978	1	0	Hawaii
Allen, Harvey (S)	1987	2	2	Nevada-Las Vegas
Allert, Ty (LB)	1990	1	0	Texas
Allred, Brian (CB)	1993	4	0	Sacramento State
Alvarez, Wilson (K)	1981	4	0	Southeast Louisiana
Anderson, Eddie (S)	1986	5	0	Fort Valley State
Anderson, Fredell (DE)	1980-82	22	6	Prairie View
Andrews, Ricky (LB)	1990	15	0	Washington
Andrews, Tom (C-G)	1987	2	2	Louisville
August, Steve (T)	1977-84	97	90	Tulsa
Bachman, Ted (CB)	1976	5	0	New Mexico State
Baham, Curtis (CB)	1987	3	0	Tulane
Bailey, Edwin (G-T)	1981-91	139	120	South Carolina State
Barbay, Roland (NT)	1987	5	0	Louisiana State
Barisich, Carl (DE)	1976	14	7	Princeton
Bates, Michael (WR)	1993	16	1	Arizona
Beamon, Autry (S)	1977-79	45	39	East Texas State
Bebout, Nick (T)	1976-79	56	55	Wyoming
Beeson, Terry (LB)	1977-81	77	67	Kansas
Bell, Mark (TE-DE)	1979-80, 82	41	2	Colorado State
Bengen, Brant (WR)	1987	3	0	Idaho
Benjamin, Tony (FB)	1977-79	28	1	Duke
Berry, Ray (LB)	1993	8	2	Baylor

CUTDOWN DATES

The National Football League will observe the following roster reduction dates in 1994. Rosters must be reduced to 60 players on Tuesday, August 23, and to 53 players on Monday, August 29. There is no cut to 47 and re-sign to 53.

Bitterlich, Don (K)	1976	3	0	Temple
Blackmon, Robert (S)	1990-93	62	52	Baylor
Blackshear, Jeff (G)	1993	15	2	Northeast Louisiana
Blackwood, Lyle (S)	1976	11	0	Texas Christian
Blades, Brian (WR)	1988-93	86	72	Miami
Blue, Anthony (CB)	1987	3	0	Nevada-Las Vegas
Bolcar, Ned (LB)	1990	5	0	Notre Dame
Bolton, Andrew (RB)	1976	5	2	Fisk
Borchardt, Jon (G-T)	1985-87	42	4	Montana State
Bosworth, Brian (LB)	1987-89	24	24	Oklahoma
Bouyer, Willie (WR)	1989-90	1	0	Michigan State
Bowman, Barry (P)	1987	1	0	Louisiana Tech
Boyd, Dennis (DE-DT-T)	1977-79,			
	1981-82	59	27	Oregon State
Boyd, Jerome (LB)	1983	5	0	Oregon State
Bradley, Ed (LB)	1976	14	14	Wake Forest
Brandon, David (LB)	1993	7	0	Memphis State
Brilz, Darrick (G-C)	1989-93	78	44	Oregon State
Brinson, Larry (RB)	1980	8	0	Florida
Brock, Lou (CB)	1988	1	0	Southern California
Brown, Arnold (CB)	1987	2	0	No. Carolina Central
Brown, Dave (S-CB)	1976-86	159	159	Michigan
Brown, Theotis (RB)	1981-83	22	7	UCLA
Bryant, Cullen (FB)	1983-84	19	5	Colorado
Bryant, Jeff (DE-DT)	1982-93	175	167	Clemson
Bullard, Louis (T)	1978-80	36	15	Jackson State
Burnham, Tim (T)	1987-88	3	3	Washington
Burse, Tony (FB)	1987	12	0	Middle Tennessee St.
Bush, Blair (C)	1983-88	82	78	Washington
Butler, Chuck (LB)	1984	8	0	Boise State
Butler, Keith (LB)	1978-87	146	132	Memphis State
Butler, Ray (WR)	1985-88	41	8	Southern California
Cain, Joe (LB)	1989-92	57	13	Oregon Tech
Caldwell, Tony (LB)	1987	1	1	Washington
Campbell, Jack (T)	1982	1	0	Utah
Carr, Roger (WR)	1982	9	2	Louisiana Tech
Castor, Chris (WR)	1983-84	23	0	Duke
Chadwick, Jeff (WR)	1989-91	39	0	Grand Valley State
Childs, Jason (G)	1993	0	0	North Dakota
Clancy, Sam (DE)	1983	13	0	Pittsburgh
Clark, Bernard (LB)	1991	2	0	Miami
Clark, Greg (LB)	1992	12	0	Arizona State
Clark, Louis (WR)	1987-92	55	15	Mississippi State
Clarke, Ken (NT)	1988	16	1	Syracuse
Clune, Don (WR)	1976	9	1	Penn
Coder, Ron (G)	1976-77, 79	43	19	Penn State
Coffield, Randy (LB)	1976	13	0	Florida State
Collins, Greg (LB)	1976	13	0	Notre Dame
Colquitt, Jimmy (P)	1985	2	0	Tennessee
Comeaux, Darren (LB)	1988-91	50	39	Arizona State
Cooke, Bill (DE-DT)	1978-80	34	3	Massachusetts
Corley, Chris (TE)	1987	1	0	South Carolina
Cortes, Julio (LB)	1987	3	3	Miami
Cotton, Marcus (LB)	1991	3	0	Southern California
Cowlings, Al (DE)	1976	1	0	Southern California
Crawford, Rufus (RB)	1978	16	0	Virginia State
Cronan, Peter (LB)	1977-79, 81	50	3	Boston College
Cryder, Bob (T)	1984-86	32	25	Alabama
Curtis, Mike (LB)	1976	14	14	Duke
Daniels, David (WR)	1991-92	29	1	Penn State
Darby, Alvis (TE)	1976	1	0	Florida
Davis, Anthony (LB)	1993	10	0	Utah
Davis, Brian (CB)	1991-92	29	2	Nebraska
Davis, Fred (CB)	1987	1	1	Western Carolina
Davis, Harlan (CB)	1991	0	0	Tennessee
Dean, Vernon (S)	1988	16	0	San Diego State
Dee, Donnie (TE)	1989	3	3	Tulsa
Demarie, John (G)	1976	9	8	Louisiana State
DeVita, Rob (LB)	1987	1	0	Illinois Benedictine
Dion, Terry (DE)	1980	9	2	Oregon

Dixon, Zachary (RB)	1983-84	26	2	Temple
Dodge, Dedrick (S)	1991-92	25	0	Florida State
Donaldson, Ray (C)	1993	16	16	Georgia
Donnelly, Rick (P)	1990-91	19	0	Wyoming
Doornink, Dan (FB-RB)	1979-85	92	44	Washington State
Dorning, Dale (DE)	1987	3	3	Oregon
Dorris, Andy (DE)	1977	4	1	New Mexico State
Dove, Wes (DE)	1987	2	0	Syracuse
Dufek, Don (S)	1976-77,			
	1979-84	95	6	Michigan
Dugan, Bill (G)	1981-83	40	5	Penn State
Easley, Kenny (S)	1981-87	89	87	UCLA
East, Ron (DT)	1977	14	14	Montana State
Edmonds, Bobby Joe (RB)	1986-88	42	0	Arkansas
Edmunds, Ferrell (TE)	1993	16	16	Maryland
Edwards, Antonio (DE)	1993	9	0	Valdosta State
Edwards, Randy (DE-NT)	1984-87	52	4	Alabama
Eisenhooth, John (NT)	1987	1	0	Lock Haven
Eisenhooth, Stan (C)	1987-88	13	0	Towson State
Eller, Carl (DE)	1979	16	8	Minnesota
Engles, Rick (P)	1976-77	15	0	Tulsa
Essink, Ron (T)	1980-85	83	70	Grand Valley State
Evans, Norm (T)	1976-78	38	25	Texas Christian
Evans, Russell (WR)	1987	1	0	N.E. Missouri State
Fairbanks, Don (DE)	1987	3	3	Colorado
Fanning, Mike (DE)	1984	16	0	Notre Dame
Farrell, Sean (G)	1992	6	0	Penn State
Feasel, Grant (C)	1987-93	91	51	Abilene Christian
Fenner, Derrick (RB)	1989-91	32	23	North Carolina
Ferguson, Duke (WR)	1977-79	33	8	San Diego State
Fifer, Bill (T)	1979	*0	0	West Texas State
Finzer, Dave (P)	1985	12	0	DePauw
Flones, Brian (LB)	1981-82	13	0	Washington State
Frank, Malcolm (CB)	1992	15	0	Baylor
Franklin, Byron (WR)	1985-87	33	1	Auburn
Franklin, Jethro (DE)	1989	7	1	Fresno State
Gaines, Greg (LB)	1981, 83-88	88	43	Tennessee
Gamache, Vince (P)	1986	16	0	Cal State-Fullerton
Garcia, Frank (P)	1981	1	0	Arizona
Geddes, Ken (LB)	1976-78	36	25	Nebraska
Gelbaugh, Stan (QB)	1992-93	11	8	Maryland
Gilbert, Gale (QB)	1985-86	25	2	California
Glasgow, Nesby (S)	1988-92	77	30	Washington
Glaze, Charles (CB)	1987	3	2	South Carolina State
Godfrey, Chris (G)	1988	9	2	Michigan
Graff, Neil (QB)	1976	*0	0	Wisconsin
Graham, David (DE-NT)	1982, 1987	6	2	Morehouse
Grant, Will (C)	1986	7	6	Kentucky
Gray, Carlton (CB)	1993	10	2	UCLA
Green, Boyce (RB)	1987	2	2	Carson-Newman
Green, Jacob (DE)	1980-91	178	176	Texas A&M
Green, Jessie (WR)	1979-80	23	0	Tulsa
Green, Paul (TE)	1992-93	19	12	Southern California
Green, Sammy (LB)	1976-79	60	44	Florida
Green, Tony (KR)	1979	11	0	Florida
Greene, Danny (WR)	1985	4	0	Washington
Gregory, Bill (DE-DT)	1978-80	47	43	Wisconsin
Griffith, Russell (P)	1987	2	0	Weber State
Hackett, Dino (LB)	1993	3	0	Appalachian State
Hagen, Mike (FB)	1987	2	1	Montana
Hagler, Scott (K)	1987	2	0	South Carolina
Hanousek, Matt (T-G)	1987	3	3	Utah State
Hansen, Don (LB)	1976	2	0	Illinois
Hardy, Andre (FB)	1985	3	1	St. Mary's
Hardy, Robert (DT)	1979-82	54	53	Jackson State
Harmon, Kevin (RB)	1988-89	9	0	Iowa

Harper, Dwayne (CB)	1988-93	94	76	South Carolina State
Harris, Elroy (RB)	1989	14	0	Eastern Kentucky
Harris, Franco (FB)	1984	8	6	Penn State
Harris, John (S)	1978-85	119	112	Arizona State
Harris, Richard (DE-DT)	1976-77	28	24	Grambling
Hart, Roy (NT)	1988-89	16	1	South Carolina
Hayes, Eric (DT)	1990-91	21	3	Florida State
Heck, Andy (T-G)	1989-93	77	70	Notre Dame
Heller, Ron (TE)	1990, 1992	32	16	Oregon State
Hernandez, Matt (T)	1983	8	1	Purdue
Herrera, Efren (K)	1978-81	60	0	UCLA
Hicks, Mark (LB)	1983	10	1	Arizona State
Hines, Andre (T)	1980	9	0	Stanford
Hire, Doug (C)	1987	3	1	Linfield
Hitchcock, Bill (T-G)	1991-93	46	34	Purdue
Hoaglin, Fred (C)	1976	13	7	Pittsburgh
Hollie, Doug (DE)	1987-88	5	0	Southern Methodist
Hollis, David (CB-S)	1987-89	27	0	Nevada-Las Vegas
Howard, Ron (TE)	1976-78	42	36	Seattle
Hudson, Gordon (TE)	1986	16	4	Brigham Young
Hughes, David (FB)	1981-85	69	27	Boise State
Hughes, Van (DT)	1987	1	1	Southwest Texas State
Hunter, Al (RB-FB)	1977-80	53	5	Notre Dame
Hunter, John (G)	1992	5	3	Brigham Young
Hunter, Patrick (CB)	1986-93	115	94	Nevada-Reno
Hyde, Glenn (C)	1986	3	0	Pittsburgh
Irvin, Darrell (DE)	1983	16	0	Oklahoma
Ivory, Horace (RB)	1981-82	12	0	Oklahoma
Jackson, Harold (WR)	1983	15	6	Jackson State
Jackson, Joe (LB)	1987	3	0	San Francisco State
Jackson, Michael (LB)	1979-86	105	78	Washington
Jackson, Terry (CB)	1984-85	32	0	San Diego State
Jefferson, James (CB)	1989-93	58	3	Texas A&I
Jenkins, Melvin (CB)	1987-90	60	20	Cincinnati
Jodat, Jim (FB)	1980-81	28	18	Carthage
Johns, Paul (WR)	1981-84	40	18	Tulsa
Johnson, Gregory (CB)	1981-83,			
	1986	56	3	Oklahoma State
Johnson, Johnnie (S)	1989	3	1	Texas
Johnson, M.L. (LB)	1987-89	37	9	Hawaii
Johnson, Norm (K)	1982-90	134	0	UCLA
Johnson, Tracy (FB)	1992-93	32	1	Clemson
Jolley, Gordon (G-T)	1976-77	26	15	Utah
Jones, Ernie (CB)	1976	9	3	Miami
Jones, Horace (DE)	1977	1	0	Louisville
Jones, James (FB)	1989-92	50	7	Florida
Jones, Mike (LB)	1977	12	0	Jackson State
Jones, Mike (TE)	1992	4	1	Texas A&M
Jones, Rod (TE)	1989	4	0	Washington
Juma, Kevin (WR)	1987	3	2	Idaho
Junior, E.J. (LB)	1992-93	9	0	Alabama
Junkin, Trey (TE)	1990-93	60	2	Louisiana Tech
Justin, Kerry (CB)	1978-83,			
	1986-87	105	35	Oregon State
Kaiser, John (LB)	1984-86	48	0	Arizona
Kane, Tommy (WR)	1988-91	46	26	Syracuse
Kasay, John (K)	1991-93	48	0	Georgia
Kauahi, Kani (C)	1982-86	60	5	Hawaii
Kaumeyer, Thom (S)	1989-90	8	0	Oregon
Keel, Mark (TE)	1987	3	3	Arizona
Keim, Mike (T)	1992-93	4	0	Brigham Young
Kemp, Jeff (QB)	1987-91	55	7	Dartmouth
Kennedy, Cortez (DT)	1990-93	64	50	Miami
Kinlaw, Reggie (NT)	1985-86	30	5	Oklahoma
Kraayeveld, Dave (DE-DT)	1978	12	0	Milton
Krieg, Dave (QB)	1980-91	129	116	Milton
Kuehn, Art (C-G)	1976-82	98	33	UCLA

Lane, Eric (FB-RB)	1981-87	97	12	Brigham Young
Largent, Steve (WR)	1976-89	200	197	Tulsa
Laughton, Jim (TE)	1986	6	0	San Diego State
Lavine, Paul (LB)	1987	3	1	Utah State
Le Bel, Harper (TE)	1989	16	0	Colorado State
Lee, Ronnie (T)	1990-92	34	21	Baylor
Lewis, Will (CB)	1980-81	26	0	Millersville State
Leypoldt, John (K)	1976-78	25	0	No College
Lindley, David (QB)	1987	*0	0	Linfield
Long, Doug (WR)	1977-78	16	0	Whitworth
Loville, Derek (RB)	1990-91	27	1	Oregon
Lurtsema, Bob (DE-DT)	1976-77	27	25	Western Michigan
Lynch, Tom (G)	1977-80	60	48	Boston College
Mack, Kim (S)	1987	1	0	Florida State
Mangiero, Dino (NT)	1984	15	0	Rutgers
Marinaro, Ed (FB)	1977	2	0	Cornell
Martin, Amos (LB)	1977	2	0	Louisville
Martin, Kelvin (WR)	1993	16	14	Boston College
Mathison, Bruce (QB)	1987	3	2	Nebraska
Mattes, Ron (T)	1986-90	75	59	Virginia
Matthews, Al (S)	1976	14	14	Texas A&I
Mayes, Rueben (RB)	1992-93	17	0	Washington State
Maxwell, Vernon (LB)	1989	9	7	Arizona State
McAlister, Ken (S)	1982-83	11	0	San Francisco
McCloughan, Dave (CB)	1993	15	1	Colorado
McCrary, Michael (DE)	1993	15	0	Wake Forest
McCullum, Sam (WR)	1976-81	91	78	Montana State
McCutcheon, Lawrence (FB)	1980	8	1	Colorado State
McElroy, Vann (S)	1990	10	0	Baylor
McGrath, Mark (WR)	1981	6	0	Montana State
McGwire, Dan (QB)	1991-93	5	2	San Diego State
McKenzie, Reggie (G)	1983-84	24	22	Michigan
McKinnis, Hugh (FB)	1976	11	5	Arizona State
McMakin, John (TE)	1976	12	1	Clemson
McMillan, Eddie (CB)	1976-77	28	28	Florida State
McNeal, Travis (TE)	1989-91	48	24	Tenn-Chattanooga
McShane, Charles (LB)	1977-79	29	0	Cal Lutheran
McVeigh, John (LB)	1987	3	3	Miami
Merriman, Sam (LB)	1983-87	71	1	Idaho
Metzelaars, Pete (TE)	1982-84	34	13	Wabash
Millard, Bryan (G-T)	1984-91	121	99	Texas
Millard, Keith (DT)	1992	2	0	Washington State
Miller, Darrin (LB)	1988-89	32	0	Tennessee
Miller, Donald (LB)	1990	7	0	Idaho State
Miller, Terry (RB)	1981	1	0	Oklahoma State
Mirer, Rick (QB)	1993	16	16	Notre Dame
Minor, Vic (S)	1980-81	20	0	Northeast Louisiana
Mitz, Alonzo (DE)	1986-89	40	7	Florida
Moore, Alvin (RB)	1987	1	0	Arizona State
Moore, Jeff (RB)	1979-81	32	3	Jackson State
Moore, Mark (S)	1987	5	0	Oklahoma State
Morris, Michael (LS)	1990	4	0	N.E. Missouri State
Morris, Randall (RB)	1984-88	61	2	Tennessee
Morton, Michael (RB)	1987	2	0	Nevada-Las Vegas
Moyer, Paul (S)	1983-89	98	30	Arizona State
Munson, Bill (QB)	1976	6	0	Utah State
Murphy, Kevin (LB)	1993	14	10	Oklahoma
Myer, Steve (QB)	1976-79	13	4	New Mexico
Nash, Joe (DT-NT)	1982-93	178	143	Boston College
Nelson, Ralph (RB)	1976	7	3	No College
Newbill, Richard (LB)	1990-92	10	0	Miami
Newton, Bob (G)	1976-81	82	66	Nebraska
Niehaus, Steve (DE-DT)	1976-78	36	20	Notre Dame
Norman, Joe (LB)	1979-81, 83	50	10	Indiana
O'Brien, Mike (S)	1979	3	0	California
O'Callaghan, John (TE)	1987	1	0	San Diego State
Olds, Bill (FB)	1976	1	1	Nebraska
Orns, Fred (LB)	1987	2	0	Chapman College
Packer, Walter (CB-KR)	1977	10	0	Mississippi State

Pardridge, Curt (WR)	1987	3	0	Northern Illinois
Parros, Rick (FB-RB)	1985, 1987	5	1	Utah State
Peets, Brian (TE)	1978-79	25	14	Pacific
Penchion, Bob (G)	1976	13	13	Alcorn A&M
Perryman, Dean (C)	1987	1	0	Washington
Polowski, Larry (LB)	1979	14	0	Boise State
Porter, Rufus (LB)	1988-93	82	52	Southern
Powell, Alvin (G)	1987-88	18	0	Winston-Salem State
Pratt, Robert (G)	1982-85	52	52	North Carolina
Preece, Steve (S)	1977	14	14	Oregon State
Price, Ernie (DE)	1978-79	16	15	Texas A&I

Raible, Steve (WR)	1976-81	83	8	Georgia Tech
Ramsey, Greg (DE)	1987	2	0	Fresno State
Rayhle, Fred (TE)	1977	2	0	Tenn-Chattanooga
Reece, Geoff (C)	1977	5	0	Washington State
Rennaker, Terry (LB)	1980	15	0	Stanford
Richards, Howard (T)	1987	2	2	Missouri
Ridle, Elston (DE)	1989	2	0	Nevada-Reno
Roberts, Ray (T)	1992-93	32	32	Virginia
Robinson, Eugene (S)	1985-93	140	122	Colgate
Robinson, Rafael (S)	1992-93	22	1	Wisconsin
Robinson, Shelton (LB)	1982-85	56	35	North Carolina
Roche, Alden (DE)	1977-78	21	12	Southern
Rodgers, Tyrone (DT)	1992-93	32	0	Washington
Rodriguez, Ruben (P)	1987-89	44	0	Arizona
Romes, Charles (CB)	1987	#0	0	No. Carolina Central
Ross, Dan (TE)	1985	10	5	Northeastern
Ross, Oliver (RB)	1976	14	10	Alabama A&M

Sager, Ken (TE)	1987	3	1	Western Washington
Salisbury, Sean (QB)	1986	0	0	Southern California
Sandifer, Bill (DT)	1977-78	16	15	UCLA
Sanford, Rick (S)	1985	5	0	South Carolina
Sawyer, John (TE)	1977-78,			
	1980-82	65	39	Southern Mississippi
Scales, Dwight (WR)	1984	4	0	Grambling
Scholtz, Bruce (LB)	1982-88	96	95	Texas
Schreiber, Adam (G)	1984	6	0	Texas
Scoggins, Ron (T)	1987	3	0	Nevada-Las Vegas
Sevy, Jeff (G-T)	1979-80	19	5	California
Shaw, Rickie (T)	1993	*0	0	North Carolina
Simonson, Dave (T)	1976	5	0	Minnesota
Simpson, Keith (CB-S)	1978-85	108	70	Memphis State
Sims, David (FB-RB)	1977-79	29	12	Georgia Tech
Sims, Jack (G)	1987	3	2	Hawaii
Sinclair, Michael (DE)	1991-93	21	2	Eastern New Mexico
Singer, Curt (T)	1986, 90-91	24	0	Tennessee
Skansi, Paul (WR)	1984-91	100	2	Washington
Skow, Jim (DE)	1991	11	1	Nebraska
Smith, Dallis (S)	1987	3	3	Valdosta State
Smith, Sherman (RB)	1976-82	82	68	Miami, Ohio
Snell, Donald (WR)	1987	1	0	Virginia Tech
Spagnola, John (TE)	1988	16	4	Yale
Spitulski, Bob (LB)	1992-93	10	0	Central Florida
Stark, Chad (FB)	1987	2	0	North Dakota State
Stephens, Rod (LB)	1989-93	59	18	Georgia Tech

TOP 10 KINGDOME CROWDS

1.	Denver	64,411	12/15/84
2.	L.A. Raiders	64,060	11/3/85
3.	L.A. Raiders	64,001	11/12/84
4.	Denver	63,697	12/20/86
5.	New Orleans	63,569	10/16/88
6.	Dallas	63,352	12/4/83
7.	L.A. Rams	63,292	9/23/85
8.	San Diego	63,207	10/6/86
9.	Denver	62,948	10/29/78
10.	L.A. Raiders	62,923	12/8/86

Stouffer, Kelly (QB)	1988-92	22	16	Colorado State
Strozier, Wilbur (TE)	1987	12	3	Georgia
Sutherland, Doug (DT)	1981	16	6	Wisconsin-Superior
Taylor, Terry (CB)	1984-88	74	52	Southern Illinois
Teal, Jimmy (WR)	1987-88	6	2	Texas A&M
Terry, Joe (LB)	1987	2	0	Cal State-Hayward
Testerman, Don (FB)	1976-78	44	26	Clemson
Thomas, Doug (WR)	1991-93	39	4	Clemson
Thomas, Garth (G)	1987	1	1	Washington
Thomas, Ricky (S)	1987	1	1	Alabama
Thomas, Robb (WR)	1992-93	31	0	Oregon State
Thomas, Rodell (LB)	1981-82	19	1	Alabama State
Tice, Mike (TE)	1981-88,			
	1990-91	130	83	Maryland
Tipton, Dave (DE)	1976	12	12	Stanford
Tipton, Rico (LB)	1987	3	2	Washington State
Tofflemire, Joe (C)	1989-93	32	16	Arizona
Treggs, Brian (WR)	1992	2	0	California
Tuatagaloa, Natu (DE)	1992-93	30	15	California
Tuiasosopo, Manu (DT-DE-NT)	1979-83	73	64	UCLA
Turner, Daryl (WR)	1984-87	59	40	Michigan State
Turner, Kevin (LB)	1981	8	0	Pacific
Tuten, Rick (P)	1991-93	42	0	Florida State
Tyler, Robert (TE)	1989	9	9	South Carolina State
Vaughn, Jon (RB)	1993	16	2	Michigan
Wagner, Vince (K)	1981	*0	0	Northwestern, Minn.
Waits, Alex (P)	1991	3	0	Texas
Walker, Byron (WR)	1982-86	58	3	Citadel
Walker, Tim (LB)	1980	16	0	Savannah State
Walsh, Jim (FB)	1980	4	0	San Jose State
Warner, Curt (RB)	1983-89	93	92	Penn State
Warren, Chris (RB)	1990-93	62	31	Ferrum
Warren, Terrence (WR)	1993	2	0	Hampton University
Weaver, Herman (P)	1977-80	61	0	Tulsa
Weber, Roger (G)	1987	*0	0	Kent State
Webster, Cornell (CB)	1977-80	52	33	Tulsa
Wells, Dean (LB)	1993	14	1	Kentucky
West, Jeff (P)	1981-85	58	0	Cincinnati
Wheat, Warren (G)	1989-91	16	7	Brigham Young
White, Chris (S)	1987	1	0	Tennessee
White, Jim (DE)	1976	2	0	Colorado State
White, Mike (DT)	1981-82	20	8	Albany State
Wiley, Charles (DT)	1987	1	1	Nevada-Las Vegas
Williams, Eugene (LB)	1982-83	13	1	Tulsa
Williams, James (FB)	1987	1	0	Fresno State
Williams, John (FB)	1985	2	0	Wisconsin
Williams, John L. (FB)	1986-93	123	115	Florida
Williams, Lester (NT)	1987	2	0	Miami
Wilmer, Ray (S)	1984	3	0	Louisiana Tech
Wilson, Mike (T)	1986-89	60	60	Georgia
Wimmer, Gary (LB)	1983	3	0	Stanford
Wooden, Terry (LB)	1990-93	48	47	Syracuse
Woods, Larry (DT)	1976	6	0	Tennessee State
Woods, Tony (LB-DE)	1987-92	89	79	Pittsburgh
Woolsey, Rolly (CB)	1976	14	11	Boise State
Wyman, David (LB)	1987-92	61	56	Stanford
Yarno, John (C)	1977-82	74	62	Idaho
Young, Charle (TE)	1983-85	45	43	Southern California
Young, Fredd (LB)	1984-87	60	41	New Mexico State
Young, Renard (CB)	1987	3	3	Nevada-Las Vegas
Zorn, Jim (QB)	1976-84	126	100	Cal Poly-Pomona

* on active roster, but did not play in a game

played in playoff game only

ALL-TIME HONORS

Captains

Offense	Defense	Special Teams
1976 Norm Evans, T	Mike Curtis, LB	Ed Bradley, LB
1977 Norm Evans, T	Eddie McMillan, S	Steve Preece, S
1978 Norm Evans, T	Dennis Boyd, DT	Autry Beamon, S
1979 Steve Largent, WR	Dennis Boyd, DE	Autry Beamon, S
1980 Steve Largent, WR	Keith Simpson, S	
1981 Steve Largent, WR	Keith Simpson, CB	Don Dufek, S
1982 Steve Largent, WR	Keith Simpson, CB	Don Dufek, S
1983 Steve Largent, WR	Dave Brown, CB	Eric Lane, RB
1984 Charle Young, TE	Dave Brown, CB	Eric Lane, RB
1985 Steve Largent, WR	Dave Brown, CB	Eric Lane, RB
1986 Steve Largent, WR	Dave Brown, CB	Eric Lane, FB
1987 Steve Largent, WR	Kenny Easley, S	Paul Moyer, S
1988 Steve Largent, WR	Jacob Green, DE	Game-to-Game
	Eugene Robinson, S	
1989 Steve Largent, WR	Jacob Green, DE	Game-to-Game
1990 Dave Krieg, QB	Jacob Green, DE	Game-to-Game
1991 Dave Krieg, QB	Jacob Green, DE	Game-to-Game
1992 John L. Williams, FB	Eugene Robinson, S	James Jones, TE
1993 John L. Williams, FB	Eugene Robinson, S	Tracy Johnson, FB
		Trey Junkin, TE

Ring of Honor

1989 Steve Largent, WR	1992 Dave Brown, CB
1991 Jim Zorn, QB	Pete Gross, broadcaster

Steve Largent Award

1989 Steve Largent, WR	1992 Jeff Bryant, DE
1990 Jacob Green, DE	Joe Nash, DT
1991 Rufus Porter, LB	1993 Eugene Robinson, S

Marcus Nalley Trophy

(Most Valuable Player as voted by teammates)

1976 Jim Zorn, QB	1985 Steve Largent, WR
1977 Steve Largent, WR	1986 Curt Warner, RB
1978 Jim Zorn, QB	1987 Steve Largent, WR
1979 Steve Largent, WR	1988 John L. Williams, FB
1980 Sam McCullum, WR	1989 Brian Blades, WR
1981 Steve Largent, WR	1990 John L. Williams, FB
1982 Kenny Easley, S	1991 Eugene Robinson, S
1983 Curt Warner, RB	1992 Cortez Kennedy, DT
1984 Kenny Easley, S	1993 Eugene Robinson, S

Man of the Year

1976 Norm Evans, T	1987 Mike Tice, TE
1980 Jim Zorn, QB	1988 Steve Largent, WR
1981 Manu Tuiaosopo, DT	1989 Norm Johnson, K
1982 Dave Brown, CB	1990 Jacob Green, DE
1983 Paul Johns, WR	1991 Eugene Robinson, S
1984 Jeff West, P	1992 Eugene Robinson, S
1985 Mike Tice, TE	1993 Eugene Robinson, S
1986 Mike Tice, TE	

Pro Bowl

1978 Steve Largent, WR (1)	
1979 Steve Largent, WR (2)	
1981 Steve Largent, WR (3)	
1982 Kenny Easley, S (1)	
1983 Kenny Easley, S (2) (starter); Curt Warner, RB (1) (starter)	
1984 Dave Brown, CB (1); Kenny Easley, S (3) (unanimous selection); Norm Johnson, K (starter); Dave Krieg (1); Steve Largent, WR (4); Joe Nash, NT (1) (starter); Fredd Young, Special Teams (1).	
1985 Kenny Easley, S (4) (starter); Steve Largent, WR (5) (starter); Fredd Young, Special Teams (2).	

- 1986 Bobby Joe Edmonds, Kick Returner (1); Jacob Green, DE (1); Steve Largent, WR (6) (starter); Curt Warner, RB (2) (starter); Fredd Young, LB (3) (starter)
- 1987 Kenny Easley, S (5) (starter); Jacob Green, DE (2); Steve Largent, WR (7) (starter); Curt Warner, RB (3) (starter); Fredd Young, LB (4) (starter)
- 1988 Dave Krieg, QB (1); Rufus Porter, Special Teams (1).
- 1989 Brian Blades, WR (1); Dave Krieg, QB (2); Rufus Porter, Special Teams (2).
- 1990 John L. Williams, FB (1)
- 1991 Cortez Kennedy, DT (1); John L. Williams, FB (2)
- 1992 Cortez Kennedy, DT (2) (starter); Eugene Robinson, S (1)
- 1993 Cortez Kennedy, DT (3) (starter); Eugene Robinson, S (2), Chris Warren, RB (1)

NFL Coach of the Year

- 1978 Jack Patera (AP, The Sporting News, Washington, D.C. Touchdown Club, Seattle Gold Helmet Committee)
- 1983 Chuck Knox (Vince Lombardi Committee, Seattle Gold Helmet Committee)
- 1984 Chuck Knox (AP, The Sporting News, Seattle Gold Helmet Committee)
- 1992 Tom Catlin, Assistant Head Coach/Defense (Sports Illustrated)

NFL Defensive Player of the Year

- 1984 Kenny Easley, S (AP, Pro Football Weekly, Kansas City 101 Club)
- 1992 Cortez Kennedy, DT (AP, Pro Football Writers, NEA, College & Pro Football Newsweekly)

National Honors

- 1976 Steve Niehaus, DT (NFC Defensive Rookie of the Year); Jim Zorn, QB (NFC Offensive Rookie of the Year)
- 1978 John Thompson, General Manager (The Sporting News NFL Executive of the Year)
- 1981 Kenny Easley, S (AFC Defensive Rookie of the Year)
- 1983 Kenny Easley, S (Football News AFC Defensive Player of the Year)
- 1984 Kenny Easley, S (NFL Alumni Association Defensive Back of the Year); Fredd Young, Special Teams (AFC Special Teams Player of the Year)
- 1985 Steve Largent, WR (NFL Alumni Association Wide Receiver of the Year); Fredd Young, LB (NFL Alumni Association Special Teams Player of the Year); Curt Warner, RB (Sports Illustrated Comeback Player of the Year)
- 1986 Bobby Joe Edmonds, KR (AFC Special Teams Player of the Year); Steve Largent, WR (All-Madden Team)
- 1987 Curt Warner, RB (NFL Alumni Association Running Back of the Year)

DRAFT SUMMARIES

1976 VETERAN ALLOCATION

Player, Pos.	Former Team	Player, Pos.	Former Team
Wayne Baker, DT	San Francisco	Gordon Jolley, T	Detroit
Carl Barisich, DT	Cleveland	Gary Keithley, QB	St. Louis
Nick Bebout, T	Atlanta	Art Kuehn, C	Washington
Lyle Blackwood, DB	Cincinnati	Kerry Marbury, RB	New England
Ed Bradley, LB	Pittsburgh	Al Matthews, DB	Green Bay
Dave Brown, DB	Pittsburgh	Sam McCullum, WR	Minnesota
Don Clune, WR	N.Y. Giants	John McMakin, TE	Detroit
Rondy Colbert, DB	N.Y. Giants	Eddie McMillan, DB	L.A. Rams
Dwayne Crump, DB	St. Louis	Bill Olds, RB	Baltimore
Mike Curtis, LB	Baltimore	Jesse O'Neal, DE	Houston
Jerry Davis, DB	N.Y. Jets	Joe Owens, DE	New Orleans
John Demarie, G	Cleveland	Bob Penchion, G	San Francisco
Norm Evans, T	Miami	Bob Picard, WR	Philadelphia
Ken Geddes, LB	L.A. Rams	Rocky Rasley, G	Kansas City
Gary Hayman, RB	Buffalo	Steve Taylor, DB	Denver
Fred Hoaglin, C	Houston	Dave Tipton, DE	San Diego
Neil Graff, QB	New England	Charles Waddell, TE	San Diego
Don Hansen, LB	Atlanta	Larry Woods, DT	N.Y. Jets
Ron Howard, TE	Dallas	Rolly Woolsey, DB	Dallas
Ken Hutcherson, LB	Green Bay		

1976 COLLEGE DRAFT

1. Steve Niehaus, DT	Notre Dame	6. Alvis Darby, TE	Florida
2a. Sammy Green, LB	Florida	7. Dick Dixon, DT	Arkansas St.
2b. Sherman Smith, WR	Miami, OH	8. Larry Shipp, WR	Louisiana St.
2c. Steve Raible, WR	Georgia Tech	9. Bob Bos, T	Iowa St.
3a. Jeff Lloyd, DE	West Texas St.	10. Randy Coffield, LB	Florida St.
3b. Rick Engles, P	Tulsa	11. Keith Muehr, P	Southwestern La.
3c. Don Bitterlich, K	Temple	12. Ron Barnett, WR	Texas Arlington
4a. Steve Myer, QB	New Mexico	13. Andy Reid, RB	Georgia
4b. Randy Johnson, G	Georgia	14. Jarvis Blinks, DB	Northwestern St.
4c. Andrew Bolton, RB	Fisk	15. Dan Smith, T	Washington St.
5a. Don Dufek, DB	Michigan	16. Jeff Urczyk, G	Georgia Tech
5b. Ernie Jones, DB	Miami	17. Chris Rowland, QB	Washington
5c. Larry Bates, FB	Miami		

1977 COLLEGE DRAFT

1a. (choice traded to Dallas)		3. Dennis Boyd, DE	Oregon State
1b. Steve August, G	Tulsa	4a. John Yarno, C	Idaho
(choice from Dallas Cowboys)		4b. Larry Seivers, WR	Tennessee
2a. Tom Lynch, T	Boston College	(choice from Minnesota Vikings for Ahmad Rashad, WR)	
(choice from Dallas Cowboys)		5. (choice traded to Detroit for Bill Munson, QB)	
2b. (choice traded to Los Angeles Rams for draft choice and Geoff Reece, C)		6. Tony Benjamin, FB	Duke
2c. Terry Beeson, LB	Kansas	7. David Sims, RB-FB	Georgia Tech
(choice from Dallas Cowboys)		8. (choice traded to Houston Oilers for Steve Largent, WR)	
2d. Peter Cronan, LB	Boston College	9. George Adzick, S	Minnesota
(choice from Los Angeles Rams)		10. Sam Adkins, QB	Wichita State
2e. (choice traded to Dallas Cowboys for Duke Ferguson, WR)		11. Bill Westbeld, T	Dayton
(Choice from Dallas Cowboys)		12. I.V. Wilson, DT	Tulsa

1978 COLLEGE DRAFT

1. Keith Simpson, DB	Memphis State	9. Rich Grimmett, T	Illinois
2. Keith Butler, LB	Memphis State	10. Rob Stewart, WR	Lafayette
3. Bob Jury, DB	Pittsburgh	11a. (choice traded to New Orleans Saints for Andy Dorris, DE)	
4. Al Hunter, RB	Notre Dame	11b. George Halas, LB	Miami
(choice exercised in 1977 supplemental draft)		(choice from Miami Dolphins for Carl Barisich, DE)	
5. Louis Bullard, T	Jackson State	12. Jeff Bergeron, RB	Lamar
6. Glenn Starks, WR	Texas A & I		
7. John Harris, DB	Arizona State		
8. (choice traded to Minnesota Vikings for Autry Beamon, S and Amos Martin, LB)			

1979 COLLEGE DRAFT

1. Manu Tuiaosopo, DT	UCLA		Herrera, K)
2. Joe Norman, LB	Indiana	6. (choice traded to Dallas Cowboys for Bill Gregory, DE)	
3a. Michael Jackson, LB	Washington	7a. Larry Polowski, LB	Boise State
(choice from San Francisco 49ers for Bob Jury, S)		(choice from Washington Redskins for Don Testerman, FB)	
3b. (choice traded to Dallas Cowboys for Bill Gregory, DE)		7b. (choice traded to Washington in Don Testerman transaction)	
3c. (choice traded to San Francisco 49ers in Bob Jury trade)		8. (choice traded to Detroit Lions for Ernie Price, DE)	
4a. (choice voluntarily given to Buffalo Bills for Ahmad Rashad signing)		9. Ezra Tate, RB	Mississippi State
(choice acquired from Tampa Bay Buccaneers for Larry Seivers, WR)		10. Robert Hardy, DT	Jackson State
4b. Mark Bell, TE	Colorado State	11. Jim Hinesly, G	Michigan State
5. (choice traded to Dallas Cowboys for Efren		12. Jeff Moore, RB	Jackson State

1980 COLLEGE DRAFT

1a. Jacob Green, DE	Texas A & M		Doornink, FB)
(choice from Buffalo Bills)		8a. Vic Minor, S	Northeast Louisiana
1b. (choice traded to Buffalo Bills)		(choice from Minnesota for Steve Niehaus, DT)	
2. Andre Hines, T	Stanford	8b. Jack Cosgrove, C	Pacific
3. (choice traded to Buffalo)		9. Jim Swift, T	Iowa
4. Terry Dion, DE	Oregon	10a. Ron Essink, T	Grand Valley State
5a. Joe Steele, RB	Washington	10b. Billy Reaves, WR	Morris Brown
5b. Daniel Jacobs, DE	Winston-Salem State	(choice from Houston for Sammy Green, LB)	
(choice from Washington Redskins for Don Testerman, FB)		11. Tali Ena, RB	Washington State
6. Mark McNeal, DE	Idaho	12. Presnell Gilbert, CB	U.S. International
7. (choice traded to N.Y. Giants for Dan			

1981 COLLEGE DRAFT

1. Kenny Easley, S	UCLA	8. Eric Lane, RB	Brigham Young
2. David Hughes, FB	Boise State	9a. Jim Stone, RB	Notre Dame
3. Bill Dugan, G	Penn State	9b. Jim Whitley, WR	Washington State
4. Scott Phillips, WR	Brigham Young	(choice from Minnesota Vikings for Nick Bebout, T)	
5. Edwin Bailey, G	South Carolina State	10. Ken Dawson, RB	Savannah State
6. Steve Durham, DE	Clemson	11. Lance Olander, RB	Colorado
7a. Ron Johnson, WR	Long Beach State	12. Jeff Bednarek, DT	Pacific
7b. Brad Scovill, TE	Penn State		
(choice from Houston for Sammy Green, LB)			

1982 COLLEGE DRAFT

1. Jeff Bryant, DE	Clemson	6. Jack Campbell, T	Utah
2. Bruce Scholtz, LB	Texas	7. Eugene Williams, LB	Tulsa
3a. (choice traded to New England Patriots for Horace Ivory, RB)		8. Chester Cooper, WR	Minnesota
3b. Pete Metzelaars, TE	Wabash	9. David Jefferson, LB	Miami
(choice from Buffalo for Tom Lynch, G)		10. Craig Austin, LB	South Dakota
4. (choice traded to St. Louis Cardinals for Theotis Brown, RB)		11. Sam Clancy, TE	Pittsburgh
5. (choice traded to Los Angeles Rams for Jim Jodat, FB)		12. Frank Naylor, C	Rutgers

1983 COLLEGE DRAFT

- | | | | |
|-----------------------------------------------------------------|------------|------------------------|---------------|
| 1a. Curt Warner, RB | Penn State | 6. Reginald Gipson, FB | Alabama A & M |
| (choice from Houston Oilers) | | 7. Sam Merriman, LB | Idaho |
| 1b. (choice traded to Houston Oilers) | | 8. Matt Hernandez, T | Purdue |
| 2. (choice traded to Houston Oilers) | | 9. Bob Clasby, T | Notre Dame |
| 3. (choice traded to Houston Oilers) | | 10. Pete Speros, G | Penn State |
| 4. (choice traded to St. Louis Cardinals for Theotis Brown, RB) | | 11. Bob Mayberry, G | Clemson |
| 5. Chris Castor, WR | Duke | 12. Don Dow, T | Washington |

1984 COLLEGE DRAFT

- | | | | |
|--------------------------------------------------------------|-------------------|------------------------------------------------------------|------------------|
| 1. Terry Taylor, CB | Southern Illinois | Carr, WR) | |
| 2. Daryl Turner, WR | Michigan State | 5b. (choice traded to Baltimore Colts for Robert Pratt, G) | |
| 3. Fredd Young, LB | New Mexico State | 6. John Kaiser, LB | Arizona |
| 4a. Rickey Hagood, NT | South Carolina | 7. Sam Slater, T | Weber State |
| (choice from San Francisco 49ers for Manu Tuiaosopo, NT) | | 8. John Puzar, C | Long Beach State |
| 4b. (choice traded to Baltimore Colts for Roger Carr, WR) | | 9. Adam Schreiber, G | Texas |
| 5a. (choice traded to New York Giants for Terry Jackson, CB) | | 10. Randall Morris, RB | Tennessee |
| Choice acquired from San Diego for Roger | | 11. Steve Gemza, T | UCLA |
| | | 12. Theo Windham, S | Utah State |

1984 SUPPLEMENTAL DRAFT

- | | | | |
|----------------------|---------------------|---------------------|--------|
| 1. Gordon Hudson, TE | Brigham Young | 3. Frank Seurer, QB | Kansas |
| 2. Alvin Powell, G | Winston-Salem State | | |

1985 COLLEGE DRAFT

- | | | | |
|------------------------------------------------------------|----------------------|-------------------------------------------------------------|------------------|
| 1. (choice traded to Cincinnati Bengals for Blair Bush, C) | | 6. (choice traded to New York Giants for Terry Jackson, CB) | |
| 2. Owen Gill, FB | Iowa | 7. Ron Mattes, T | Virginia |
| 3. Danny Greene, WR | Washington | 8. Judious Lewis, WR | Arkansas State |
| 4. Tony Davis, TE | Missouri | 9. Bob Otto, DE | Idaho State |
| 5a. Mark Napolitan, C | Michigan State | 10a. John Conner, QB | Arizona |
| (choice from San Diego Chargers for Roger Carr, WR) | | 10b. James Bowers, S | Memphis State |
| 5b. Arnold Brown, CB | No. Carolina Central | (choice from San Francisco 49ers for Manu Tuiaosopo, NT) | |
| (choice from Pittsburgh Steelers for Steve August, T) | | 11. Louis Cooper, LB | Western Carolina |
| 5c. Johnnie Jones, RB | Tennessee | 12. (choice traded to Buffalo for Reggie McKenzie, G) | |

1986 COLLEGE DRAFT

- | | | | |
|-----------------------------------------------------------|-------------------|-----------------------------------------------------------------|------------------|
| 1. John L. Williams, FB | Florida | Borchardt, G) | |
| 2. (choice traded to New England for Bob Cryder, T) | | 7b. Paul Miles, RB | Nebraska |
| 3. Patrick Hunter, CB | Nevada-Reno | (choice from Cleveland Browns for the rights to Sam Clancy, DE) | |
| 4. (choice traded to Cincinnati Bengals for Dan Ross, TE) | | 8. Alonzo Mitz, DE | Florida |
| 5. Bobby Joe Edmonds, WR | Arkansas | 9. Michael Black, T | Sacramento State |
| 6. Eddie Anderson, S | Fort Valley State | 10. Don Fairbanks, DE | Colorado |
| 7a. (choice traded to Buffalo Bills for Jon | | 11. David Norrie, QB | UCLA |
| | | 12. John McVeigh, LB | Miami |

1987 COLLEGE DRAFT

- | | | | |
|-------------------------------------------------------------|-----------------|----------------------------------------------------|------------------------|
| 1. Tony Woods, LB | Pittsburgh | (choice from Minnesota Vikings for John Harris, S) | |
| 2. David Wyman, LB | Stanford | 7b. Derek Tennell, TE | UCLA |
| 3. (choice traded to Cincinnati Bengals for Mike Wilson, T) | | 8. Sammy Garza, QB | Texas-El Paso |
| 4. Mark Moore, S | Oklahoma State | 9. M.L. Johnson, LB | Hawaii |
| 5a. Tommie Agee, FB | Auburn | 10. Louis Clark, WR | Mississippi State |
| (choice from Detroit Lions for Shelton Robinson, LB) | | 11. Daryl Oliver, RB | Miami |
| 5b. Ruben Rodriguez, P | Arizona | 12a. Wes Dove, DE | Syracuse |
| 6. (choice traded to Philadelphia Eagles for Greg Naron, G) | | (choice from Green Bay Packers for Dan Ross, TE) | |
| 7a. Roland Barbay, NT | Louisiana State | 12b. Tony Burse, FB | Middle Tennessee State |

1988 COLLEGE DRAFT

- | | | | |
|-----------------------------------------------------------------|----------|----------------------------------------------------|--------------------|
| 1. Brian Bosworth, LB | Oklahoma | 6. Roy Hart, NT | South Carolina |
| (choice exercised in 1987 supplemental draft) | | 7. Ray Jackson, CB | Ohio State |
| 2. Brian Blades, WR | Miami | 8. Robert Tyler, TE | So. Carolina State |
| 3. Tommy Kane, WR | Syracuse | 9. Deatrich Wise, NT | Jackson State |
| 4. Kevin Harmon, RB | Iowa | 10. Derwin Jones, DE | Miami |
| 5a. (choice traded to Phoenix Cardinals for Kelly Stouffer, QB) | | 11a. Rick McLeod, T | Washington |
| Choice from Dallas Cowboys for Ron Essink, T) | | (choice from Green Bay Packers for Dave Brown, CB) | |
| 5b. (choice traded to San Francisco 49ers for Jeff Kemp, QB) | | 11b. Dwayne Harper, CB | So. Carolina State |
| | | 12. Dave DesRochers, T | San Diego State |

1989 COLLEGE DRAFT

- | | | | |
|-----------------------------------------------------------------|-----------------------|-------------------------------------------------------------------------------------|------------------|
| 1a. Andy Heck, T | Notre Dame | Heller, T) | |
| (choice from Indianapolis Colts for Fredd Young, LB) | | 5. (choice traded to Phoenix Cardinals for Kelly Stouffer, QB) | |
| 1b. (choice traded to Phoenix Cardinals for Kelly Stouffer, QB) | | 6. (choice traded to Tampa Bay Buccaneers with Randy Edwards, NT for Ron Heller, T) | |
| 2. Joe Tofflemire, C | Arizona | 7. Mike Nettles, CB | Memphis State |
| 3. Elroy Harris, RB | Eastern Kentucky | 8. Marlin Williams, DE | Western Illinois |
| 4a. Travis McNeal, TE | Tennessee-Chattanooga | 9. David Franks, G | Connecticut |
| 4b. James Henry, RS/CB | Southern Mississippi | 10. Derrick Fenner, RB | North Carolina |
| (choice from Philadelphia Eagles for Ron | | 11. Mike Baum, DE | Northwestern |
| | | 12. R.J. Kors, S | Long Beach State |

1990 COLLEGE DRAFT

- | | |
|-------------------------------------------------------------------------------------------------------|-------------------------------------------------------------------------------------|
| 1a. Cortez Kennedy, DT Miami
(choice from New England Patriots) | 4. Chris Warren, RB Ferrum
Florida State |
| 1b. (choice traded to New England Patriots) | 5. Eric Hayes, DT Notre Dame |
| 1c. (choice traded to New England Patriots)
(choice from Indianapolis Colts for Freddie Young, LB) | 6. Ned Bolcar, LB Michigan State |
| 2a. Terry Wooden, LB Syracuse
(choice acquired from New England Patriots) | 7. Bob Kula, T Purdue |
| 2b. Robert Blackmon, S Baylor | 8. Bill Hitchcock, T
(choice traded to Dallas Cowboys for Daryl Smith, T) |
| 3. (choice traded to New England Patriots) | 9. Robert Morris, DE Valdosta State |
| | 10. Daryl Reed, CB Oregon |
| | 11. John Gromos, QB Vanderbilt |

1991 COLLEGE DRAFT

- | | |
|------------------------------------------------------------------------------------------------|-------------------------------------------------------------------|
| 1. Dan McGwire, QB San Diego State
(choice traded to the Los Angeles Raiders) | 7. (choice traded to the Atlanta Falcons for Ronnie Lee, T) |
| 2a. Doug Thomas, WR Clemson
(choice from the Los Angeles Raiders) | 8. (choice traded to the Los Angeles Raiders for Vann McElroy, S) |
| 3. David Daniels, WR Penn State | 9. (choice traded to the Cleveland Browns for Bob Buczkowski, DE) |
| 4a. (choice traded to the New England Patriots in 1990.) | 10. Erik Ringo, LB Hofstra |
| 4b. John Kasay, K Georgia
(choice from the Los Angeles Raiders) | 11. Tony Stewart, RB Iowa |
| 5. Harlan Davis, CB Tennessee | 12. Ike Harris, T South Carolina |
| 6. Michael Sinclair, DE Eastern New Mexico | |

1992 COLLEGE DRAFT

- | | |
|-------------------------------------------------------------------|----------------------------------------------------------------------------------------------------------------------|
| 1. Ray Roberts, T Virginia | 8. Muhammad Shamsid-Deen, RB Tennessee-Chattanooga |
| 2. (choice traded to the Minnesota Vikings for Keith Millard, DT) | 9. Larry Stayner, TE Boise State |
| 3. Bob Spillulski, LB Central Florida | 10. Anthony Hamlet, DE Miami |
| 4. (choice traded to the New Orleans Saints for Rueben Mayes, RB) | 11. Kris Rongen, G Washington |
| 5. Gary Dandridge, S Appalachian State | 12a. Chico Fraley, LB Washington |
| 6. Michael Bates, WR Arizona | 12b. John MacNeill, DE Michigan State
(choice from New York Jets in compensation for Ron Mattes, T) |
| 7. Mike Frier, DE Appalachian State | |

1993 COLLEGE DRAFT

- | | |
|-------------------------------------------------------------------|------------------------------------------------------------------------------------------------------------------------------------------|
| 1. Rick Mirer, QB Notre Dame | 7. Michael McCrary, DE Wake Forest |
| 2. Carlton Gray, CB UCLA | 8a. Jeff Blackshear, G Northeast Louisiana |
| 3. (choice traded to the Minnesota Vikings for Keith Millard, DT) | 8b. Antonio Edwards, DE Valdosta State
(choice from Chicago Bears in compensation for signing free agent Joe Cain, LB.) |
| 4. Dean Wells, LB Tennessee | |
| 5. Terrence Warren, WR Hampton | |
| 6. (choice traded to Green Bay Packers for Dave McCloughan, S) | |

1994 COLLEGE DRAFT

- | | |
|-------------------------------------------------------------------------|--------------------------------------------------------------|
| 1. Sam Adams, DT Texas A&M | 6. Choice traded to New England Patriots for Jon Vaughn, RB) |
| 2. Kevin Mawae, C Louisiana State | 7. Carlester Crumpler, TE East Carolina |
| 3. Lamar Smith, FB Houston | |
| 4. Larry Whigham, S Northeast Louisiana | |
| 5. Choice traded to San Diego Chargers for 4th round 1995 draft choice) | |

Bold face denotes went to camp in 1994 with Seahawks

TRADES

1976

- 8/5 DT Wayne Baker to Oakland Raiders for conditional draft choice.
- 8/26 Eighth-round 1977 draft choice to Houston Oilers for WR Steve Largent.
- 9/6 Fifth-round 1977 draft choice to Detroit Lions for QB Bill Munson.
- 9/6 Exchange of twelfth-round 1977 draft choices with Pittsburgh Steelers for G Ron Coder.
- 9/7 WR Ahmad Rashad to Minnesota Vikings for fourth-round 1977 draft choice.
- 9/7 S Terry Brown to Cleveland Browns for CB Ted Bachman. Brown had been claimed on waivers from St. Louis Cardinals.

1977

- 5/3 First-round 1977 draft choice (#2) to Dallas Cowboys for first-round (#14) and three second-round 1977 draft choices.
- 5/3 Second-round 1977 draft choice to Los Angeles Rams for C Geoff Reece and Rams' second-round 1977 draft choice.
- 5/3 Second-round 1977 draft choice to Dallas Cowboys for WR Duke Ferguson.
- 5/3 LB Ed Bradley to San Francisco 49ers for DT Bill Sandifer.
- 7/20 DT Carl Barisich to Miami Dolphins for eleventh-round 1978 draft choice.
- 8/30 WR Larry Seivers to Tampa Bay Buccaneers for fourth-round 1979 draft choice. Seattle gives draft choice to Buffalo Bills as voluntary compensation for Ahmad Rashad signing in 1976.
- 9/5 Eighth-round 1978 draft choice to Minnesota Vikings for S Autry Beamon and LB Amos Martin.
- 9/6 Eleventh-round 1978 draft choice to New Orleans Saints for DE Andy Dorris.

1978

- 8/15 Fifth-round 1979 draft choice to Dallas Cowboys for K Efren Herrera.
- 8/28 S Bob Jury and third-round 1979 draft choice to San Francisco 49ers for third-round 1979 draft choice.
- 8/28 Third-round and sixth-round 1979 draft choices to Dallas Cowboys for DE Bill Gregory and third-round 1979 draft choice.
- 9/27 DT Bill Cooke and eighth-round 1979 draft choice to Detroit Lions for DE Ernie Price.

1979

- 3/30 FB Don Testerman and seventh-round 1979 draft choice to Washington Redskins for seventh-round 1979 and fifth-round 1980 draft choices.
- 4/16 G Gordon Jolley to Detroit Lions for past considerations.
- 8/1 DT Steve Niehaus to Minnesota Vikings for DE Carl Eller and eighth-round 1980 draft choice.
- 8/21 Seventh-round 1980 draft choice to New York Giants for FB Dan Doornink.

1980

- 4/29 First-round (#16) and third-round 1980 draft choices to Buffalo Bills for first-round (#10) 1980 draft choice.
- 4/30 LB Sammy Green to Houston Oilers for tenth-round 1980 and seventh-round 1981 draft choices.
- 8/26 Fifth-round 1982 draft choice to Los Angeles Rams for FB Jim Jodat.
- 9/1 T Nick Bebout to Minnesota Vikings for ninth-round 1981 draft choice.

KINGDOME MEDIA PARKING

I-5 Southbound: Take 4th Avenue South Exit. Go right at stop light at end of exit and right at next light onto Royal Brougham Way. Turn right at 1st Avenue South and right under the Alaskan Way Viaduct, following police directions. Cross Occidental Way and enter South Lot between barricades.

I-5 Northbound: Take Exit #163 for Spokane Street/Columbia Way. Follow Spokane Street off-ramp Westbound. Turn right at 1st Avenue South and follow Northbound crossing Royal Brougham Way. Turn right under the Alaskan Way Viaduct following police directions. Cross Occidental Way and enter South Lot between barricades.

1981

- 9/25 Third-round 1982 draft choice to New England Patriots for RB Horace Ivory.
- 10/13 Fourth-round 1982 and fourth-round 1983 draft choices to St. Louis Cardinals for RB Theotis Brown.
- 10/13 G Tom Lynch to Buffalo Bills for third-round 1982 draft choice.

1982

- 4/30 LB Terry Beeson to Atlanta Falcons for conditional 1983 draft choice.
- 7/12 Fifth-round 1984 draft choice to Baltimore Colts for G Robert Pratt.
- 9/3 Fourth-round 1984 draft choice to Baltimore Colts for WR Roger Carr.

1983

- 4/24 First-round (#9), second-round, and third-round 1983 draft choices to Houston Oilers for first-round (#3) 1983 draft choice.
- 6/28 Twelfth-round 1985 draft choice to Buffalo Bills for G Reggie McKenzie.
- 6/29 First-round 1985 draft choice to Cincinnati Bengals for C Blair Bush.
- 8/24 RB Sherman Smith and WR Roger Carr to San Diego Chargers for fifth-round 1984 draft choice and fifth-round 1985 draft choice.

1984

- 3/12 Fifth-round 1984 and sixth-round 1985 draft choices to New York Giants for CB Terry Jackson.
- 4/4 NT Manu Tuiasosopo to San Francisco 49ers for fourth-round 1984 and tenth-round 1985 draft choices.
- 7/31 Second-round 1986 draft choice to New England Patriots for T Bob Cryder.
- 10/9 T Steve August to Pittsburgh Steelers for fifth-round 1985 draft choice.

1985

- 4/26 Seventh-round 1986 draft choice to Buffalo Bills for G Jon Borchardt.
- 8/20 TE Pete Metzelaars to Buffalo Bills for WR Byron Franklin.
- 8/27 The rights to DE Sam Clancy to Cleveland Browns for seventh-round 1986 draft choice.
- 10/15 Fourth-round 1986 draft choice to Cincinnati Bengals for TE Dan Ross.

1986

- 8/9 Sixth-round 1987 draft choice to Philadelphia Eagles for G Greg Naron.
- 8/19 TE Dan Ross to Green Bay Packers for twelfth-round 1987 draft choice.
- 8/27 Third-round 1987 draft choice to Cincinnati Bengals for T Mike Wilson.
- 9/1 LB Shelton Robinson to Detroit Lions for fifth-round 1987 draft choice.
- 9/2 S John Harris to Minnesota Vikings for seventh-round 1987 draft choice.

1987

- 5/19 Fifth-round 1988 draft choice to San Francisco 49ers for QB Jeff Kemp.
- 8/25 T Ron Essink to Dallas Cowboys for fifth-round 1988 draft choice.

- 8/26 CB Dave Brown to Green Bay Packers for eleventh-round 1988 draft choice.

1988

- 4/22 Fifth-round 1988, first-round 1989, and fifth-round 1989 draft choices to Phoenix Cardinals for QB Kelly Stouffer.
5/4 NT Randy Edwards and sixth-round 1989 draft choice to Tampa Bay Buccaneers for T Ron Heller.
5/23 Conditional draft choice to Washington Redskins for CB Tim Morrison.
8/1 WR Daryl Turner to Cleveland Browns for an undisclosed draft choice. Turner fails his physical, is returned to Seahawks, and waived.
8/22 T Ron Heller to Philadelphia Eagles for fourth-round 1989 draft choice.
9/8 LB Fredd Young to Indianapolis Colts for first-round 1989 and first-round 1990 draft choices.

1989

- 7/25 Ninth-round 1990 draft choice to Dallas Cowboys for T Daryle Smith.
7/28 Conditional draft choice to Detroit Lions for T Curt Singer.
8/7 C Kevin Thomas to Phoenix Cardinals for conditional draft choice.
8/31 CB Terry Taylor to Detroit Lions for FB James Jones.

1990

- 4/22 Two first-round (#8 and #10) and third-round 1990 draft choices and fourth-round 1991 draft choice to New England Patriots for first-round (#3) and second-round (#29) 1990 draft choices.
7/27 LB Willie Walker to New York Jets for conditional draft choice.
8/26 Conditional draft choice to Detroit Lions for WR John Ford.
8/28 Seventh-round 1991 draft choice to Atlanta Falcons for T Ronnie Lee.
10/16 Eighth-round 1991 draft choice to Los Angeles Raiders for S Vann McElroy.

1991

- 1/31 T Ron Mattes to New York Jets for twelfth-round 1992 draft choice.
4/22 Ninth-round 1991 draft choice to Cleveland Browns for DE Bob Buczkowski.

1992


- 4/25 Second-round 1992 and third-round 1993 draft choices to Minnesota Vikings for DT Keith Millard.
4/26 Fourth-round 1992 draft choice to New Orleans Saints for RB Rueben Mayes.

1993

- 4/26 Sixth-round 1993 draft choice to Green Bay Packers for S Dave McCloughan.
8/25 Sixth-round 1994 draft choice to New England Patriots for RB Jon Vaughn.

1994

- 4/25 Fifth-round 1994 draft choice to San Diego Chargers for fourth round 1995 draft choice.
4/28 Fifth-round 1995 draft choice to Detroit Lions for WR Reggie Barrett.



RECORDS

INDIVIDUAL RECORDS

SERVICE

Most Seasons

- 14 Steve Largent, 1976-89
- 12 Jacob Green, 1980-91
Dave Krieg, 1980-91
Jeff Bryant, 1982-93
Joe Nash, 1982-93

Most Games Played

- 200 Steve Largent, 1976-89
- 178 Jacob Green, 1980-91
Joe Nash, 1982-93

Most Consecutive Games Played

- 106 Eugene Robinson, 1985-93
- 94 John Harris, 1978-85
Jacob Green, 1980-87

Most Games Started

- 197 Steve Largent, 1976-89
- 176 Jacob Green, 1980-91
- 167 Jeff Bryant, 1982-93

SCORING

POINTS

Most Points, Career

- 810 Norm Johnson, 1982-90
(159 FG, 333 PAT)
- 608 Steve Largent, 1976-89
(101 TDs: 1-R, 100-P, 2 PAT)
- 372 Curt Warner, 1983-89
(62 TDs: 55-R, 7-P)

Most Points, Season

- 110 Norm Johnson, 1984
(20 FG, 50 PAT)
- 108 Norm Johnson, 1986
(22 FG, 42 PAT)
- 105 Norm Johnson, 1988
(22 FG, 39 PAT)

Most Points, No TDs, Season

- 110 Norm Johnson, 1984
(20 FG, 50 PAT)
- 108 Norm Johnson, 1986
(22 FG, 42 PAT)
- 105 Norm Johnson, 1988
(22 FG, 39 PAT)

Most Points, Rookie, Season

- 102 John Kasay, 1991
(25 FG, 27 PAT)
- 84 Curt Warner, 1983
(14 TDs: 13-R, 1-P)
- 60 Daryl Turner, 1984
(10 TDs: 10-P)

Most Points, Game

- 24 Daryl Turner, vs. San Diego 9/15/85 (4-P)
Curt Warner, vs. Denver 12/11/88 (4-R)
- 19 By Norm Johnson, 2 Times
(Last: vs. L.A. Raiders 12/18/88 [5 FG, 4 PAT])

Most Consecutive Games Scoring

- 48 Norm Johnson, 1985-89

- 45 Norm Johnson, 1982-85
- 28 Efren Herrera, 1979-81

TOUCHDOWNS

Most Touchdowns, Career

- 101 Steve Largent, 1976-89
(1-R, 100-P)
- 62 Curt Warner, 1983-89
(55-R, 7-P)
- 38 Sherman Smith, 1976-82
(28-R, 10-P)

Most Touchdowns, Season

- 15 David Sims, 1978
(14-R, 1-P)
Sherman Smith, 1979
(11-R, 4-P)
Derrick Fenner, 1990
(14-R, 1-P)

Most Touchdowns, Rookie, Season

- 14 Curt Warner, 1983
(13-R, 1-P)
- 10 Daryl Turner, 1984 (10-P)
- 8 David Sims, 1977
(5-R, 3-P)
Brian Blades, 1988 (8-P)

Most Touchdowns, Game

- 4 Daryl Turner, vs. San Diego 9/15/84 (4-P)
Curt Warner, vs. Denver 12/11/89 (4-R)
- 3 By 11 Players
(Last: Derrick Fenner, vs. Cincinnati 10/1/90 [2-R, 1-P])

Most Consecutive Games Scoring Touchdowns

- 7 David Sims, 1978
- 5 Curt Warner, 1983
Steve Largent, 1984

POINTS AFTER TOUCHDOWNS

Most Points After Touchdown Attempted, Career

- 338 Norm Johnson, 1982-90
- 148 Efren Herrera, 1978-81
- 71 John Kasay, 1991-93

Most Points After Touchdown Attempted, Season

- 51 Norm Johnson, 1984
- 50 Norm Johnson, 1983
- 46 Efren Herrera, 1979

Most Points After Touchdown Attempted, Game

- 8 John Leypoldt, vs. Buffalo 10/20/77
- 7 Norm Johnson, vs. San Diego 9/15/85
- 6 By 3 Players
(Last: Norm Johnson, vs. Denver 12/11/88)

Most Points After Touchdown, Career

- 333 Norm Johnson, 1982-90
- 139 Efren Herrera, 1978-81
- 70 John Kasay, 1991-93

Most Points After Touchdown, Season

- 50 Norm Johnson, 1984
- 49 Norm Johnson, 1983
- 43 Efren Herrera, 1979

Most Points After Touchdown, Game

- 8 John Leyboldt, vs. Buffalo 10/20/77
- 7 Norm Johnson, vs. San Diego 9/15/85
- 6 By 3 Players (Last: Norm Johnson, vs. Denver 12/11/88)

Most Consecutive Points After Touchdown

- 165 Norm Johnson, 1985-90
- 72 Norm Johnson, 1984-85
- 62 Efren Herrera, 1979-81

Highest Points After Touchdown Percentage (100 or more PATs)

- 98.52 Norm Johnson 1982-89 (333-338)
- 93.92 Efren Herrera 1978-81 (139-148)

Most Points After Touchdown, No Misses, Season

- 42 Norm Johnson, 1986
- 40 Norm Johnson, 1987
- 39 Norm Johnson, 1988

Most Points After Touchdown, No Misses, Game

- 8 John Leyboldt, vs. Buffalo 10/20/77
- 7 Norm Johnson, vs. San Diego 9/15/85
- 6 By 3 Players (Last: Norm Johnson, vs. Denver 12/11/88)

FIELD GOALS**Most Field Goals Attempted, Career**

- 228 Norm Johnson, 1982-90
- 92 Efren Herrera, 1978-81
- 81 John Kasay, 1991-93

Most Field Goals Attempted, Season

- 35 Norm Johnson, 1986
- 32 Norm Johnson, 1990
- 31 Efren Herrera, 1980
- John Kasay, 1991

Most Field Goals Attempted, Game

- 6 Norm Johnson, vs. Kansas City 9/20/87
- 5 By 3 Players (Last: Norm Johnson, vs. L.A. Raiders 12/18/88)

Most Field Goals, Career

- 159 Norm Johnson, 1982-90
- 64 Efren Herrera, 1978-81
- 62 John Kasay, 1991-93

Most Field Goals, Season

- 25 John Kasay, 1991
- 23 Norm Johnson, 1990

John Kasay, 1993

Most Field Goals, Rookie, Season

- 25 John Kasay, 1991
- 10 Norm Johnson, 1982
- 3 Wilson Alvarez, 1981

Most Field Goals, Game

- 5 Norm Johnson, vs. Kansas City 9/20/87 (6 attempts)
- Norm Johnson, vs. L.A. Raiders 12/18/88 (5 attempts)
- 4 By 6 Players (Last: John Kasay, at Cincinnati 9/26/93 [4 attempts])

Most Field Goals, One Quarter

- 3 Norm Johnson, vs. L.A. Raiders 12/18/88 (2nd)
- Norm Johnson, vs. Kansas City 10/8/89 (2nd)
- 2 18 Times (Last: John Kasay, vs. Cleveland 11/14/93 [4th])

Most Consecutive Games Scoring Field Goals

- 10 Efren Herrera, 1978-79
- 9 Norm Johnson, 1983-84
- John Kasay, 1991

Most Consecutive Field Goals

- 13 Efren Herrera, 1979-80
- John Kasay, 1991
- 11 Norm Johnson, 1984

Longest Field Goal

- 55 John Kasay, at Kansas City 1/2/94
- 54 By 4 Players (Last: John Kasay vs. San Diego 10/27/91)

Longest Field Goal Attempted

- 60 Efren Herrera, vs. Kansas City 11/9/80
- 55 By 3 Players (Last: John Kasay, at Kansas City 1/2/94)

Highest Field Goal Percentage, Career (Minimum 25 Attempts)

- 76.54 John Kasay, 1991-93 (581-62)
- 69.74 Norm Johnson, 1982-90 (228-159)
- 69.57 Efren Herrera, 1978-81 (92-64)

Highest Field Goal Percentage, Season (Minimum 1 attempt per game)

- 83.33 Norm Johnson, 1984 (24-20)
- 82.61 Efren Herrera, 1979 (23-19)
- 82.14 John Kasay, 1993 (28-23)

Most Field Goals, No Misses, Game

- 5 Norm Johnson, vs. L.A. Raiders 12/18/88
- 4 By 6 Players (Last: John Kasay, at Cincinnati 9/26/93)

Most Field Goals, 50 or More Yards, Career

- 10 Norm Johnson, 1982-90
- 3 John Kasay, 1991-93

- 2 Efen Herrera, 1978-81

Most Field Goals, 50 or More Yards, Season

- 5 Norm Johnson, 1986
- 3 John Kasay, 1993
- 2 John Kasay, 1991

Most Field Goals, 50 or More Yards, Game

- 2 Norm Johnson, vs. L.A. Raiders 12/8/86
John Kasay, vs. San Diego 10/23/91
(Ties NFL Record)
- 1 By 14 Players
(Last: John Kasay, at Kansas City 1/2/94)

SAFETIES

Most Safeties, Career

- 2 Rod Stephens, 1989-93
- 1 By 5 Players

Most Safeties, Season

- 2 Rod Stephens, 1993
(Ties NFL Record)
- 1 By 5 Players
(Last: Antonio Edwards, 1993)

Most Safeties, Game

- 1 By 7 Players
(Last: Rod Stephens, at L.A. Raiders 12/12/93)

RUSHING

ATTEMPTS

Most Attempts, Career

- 1,649 Curt Warner, 1983-89
- 1,148 John L. Williams, 1986-93
- 810 Sherman Smith, 1976-82

Most Attempts, Season

- 335 Curt Warner, 1983
- 319 Curt Warner, 1986
- 291 Curt Warner, 1985

Most Attempts, Rookie, Season

- 335 Curt Warner, 1983
- 129 John L. Williams, 1986
- 119 Sherman Smith, 1976

Most Attempts, Game

- 36 Chris Warren, at New England 9/19/93
- 32 Curt Warner, vs. Kansas City 11/27/83 (OT)
- 28 By Curt Warner 4 Times
(Last: at San Diego 12/14/86)

YARDS GAINED

Most Yards Gained, Career

- 6,705 Curt Warner, 1983-89
- 4,579 John L. Williams, 1986-93
- 3,429 Sherman Smith, 1976-82

Most Seasons, 1,000 or More Yards Rushing

- 4 Curt Warner, 1983, 1985, 1986, 1988
- 2 Chris Warren, 1992, 1993

Most Yards Gained, Season

- 1,481 Curt Warner, 1986
- 1,449 Curt Warner, 1983

- 1,094 Curt Warner, 1985

Most Yards Gained, Rookie, Season

- 1,449 Curt Warner, 1983
- 538 John L. Williams, 1986
- 537 Sherman Smith, 1976

Most Yards Gained, Game

- 207 Curt Warner, vs. Kansas City 11/27/83 (OT)
- 192 Curt Warner, vs. Denver 12/20/86
- 174 Chris Warren, at New England 9/19/93

Most Games, 100 or More Yards Rushing, Career

- 23 Curt Warner, 1983-89
- 6 John L. Williams, 1986-93
- Chris Warren, 1990-93

Most Games, 100 or More Yards Rushing, Season

- 7 Curt Warner, 1986
- 6 Curt Warner, 1983
- 3 By 7 Players
(Last: Chris Warren, 1993)

Most Consecutive Games, 100 or More Yards, Rushing

- 2 Curt Warner, 1983 (twice)
- Curt Warner, 1986

Most Games, 2 or More Players with 100 or More Yards Rushing

- vs. L.A. Raiders 11/28/88
(Curt Warner 130 and John L. Williams 106)
- vs. Denver 12/11/88
(Curt Warner 126 and John L. Williams 109)

Longest Run From Scrimmage

- 67 Sherman Smith, vs. Chicago 11/5/78
Al Hunter, vs. Cleveland 11/11/79
- 60 Curt Warner, vs. Kansas City 9/4/83 (1st career attempt)
Curt Warner, vs. Denver 12/20/86 (TD)

AVERAGE GAIN

Highest Average Gain, Career (100 or More Attempts)

- 4.87 Jim Zorn, 1976-84
(307-1,494)
- 4.23 Sherman Smith, 1976-82
(810-3,429)
- 4.17 Randall Morris, 1984-88
(156-651)

Highest Average Gain, Season (100 or More Attempts)

- 4.87 Sherman Smith, 1978
(165-805)
- 4.68 Sherman Smith, 1977
(163-763)
- 4.64 Curt Warner, 1986
(319-1,481)

Highest Average Gain, Game (10 or More Attempts)

- 8.86 Sherman Smith, vs. Atlanta 11/7/76 (14-124)
- 8.64 Lawrence McCutcheon, vs. Dallas 11/27/80 (11-95)

8.07 Eric Lane, vs. Minnesota
9/30/84 (14-113)

Jeff Kemp, at Denver
9/15/91

TOUCHDOWNS

Most Touchdowns, Career

- 55 Curt Warner, 1983-89
- 28 Sherman Smith, 1976-82
- 19 David Sims, 1977-79
- Derrick Fenner, 1989-91

Most Touchdowns, Season

- 14 David Sims, 1978
- Derrick Fenner, 1990
- 13 Curt Warner, 1983
- Curt Warner, 1986

Most Touchdowns, Rookie, Season

- 13 Curt Warner, 1983
- 5 David Sims, 1977
- 4 Sherman Smith, 1976
- Jim Zorn, 1976

Most Touchdowns, Game

- 4 Curt Warner, vs. Denver
12/11/88
- 3 By 7 Players
(Last: Derrick Fenner, vs.
Denver 9/23/90 [OT])

Most Consecutive Games Rushing for Touchdown

- 5 Curt Warner, 1983
- 4 David Sims, 1978
- Derrick Fenner, 1990

PASSING

PASS RATING

Highest Pass Rating, Career (Minimum 1,000 Attempts)

- 82.3 Dave Krieg, 1980-91
- 67.8 Jim Zorn, 1976-84

Highest Pass Rating, Season (Minimum 160 Attempts)

- 95.0 Dave Krieg, 1983
- 94.6 Dave Krieg, 1988
- 91.0 Dave Krieg, 1986

Highest Pass Rating, Rookie, Season (Qualifiers)

- 67.0 Rick Mirer, 1993
- 49.5 Jim Zorn, 1976

ATTEMPTS

Most Passes Attempted, Career

- 3,576 Dave Krieg, 1980-91
- 2,992 Jim Zorn, 1976-84
- 486 Rick Mirer, 1993

Most Passes Attempted, Season

- 532 Dave Krieg, 1985
- 505 Jim Zorn, 1979
- 499 Dave Krieg, 1989

Most Passes Attempted, Rookie, Season

- 486 Rick Mirer, 1993
(NFL Rookie Record)
- 436 Jim Zorn, 1976
- 173 Kelly Stouffer, 1988

Most Passes Attempted, Game

- 51 Dave Krieg, vs. Atlanta
10/13/85
- 50 Dave Krieg, vs. Denver
12/15/84

COMPLETIONS

Most Passes Completed, Career

- 2,096 Dave Krieg, 1980-91
- 1,593 Jim Zorn, 1976-84
- 274 Rick Mirer, 1993

Most Passes Completed, Season

- 286 Dave Krieg, 1989
- 285 Jim Zorn, 1979
- Dave Krieg, 1985

Most Passes Completed, Rookie, Season

- 274 Rick Mirer, 1993
(NFL Rookie Record)
- 208 Jim Zorn, 1976
- 98 Kelly Stouffer, 1988

Most Passes Completed, Game

- 33 Dave Krieg, vs. Atlanta
10/13/85
- 31 Jim Zorn, vs. Kansas City
9/27/81
- Dave Krieg, vs. Denver
11/20/83

Most Consecutive Passes Completed

- 15 Jim Zorn, vs. Cleveland
10/12/80
- 14 Jim Zorn, vs. N.Y. Jets
11/26/79
- Dave Krieg, vs. L.A.
Raiders 9/16/90

COMPLETION PERCENTAGE

Highest Completion Percentage, Career (100 Attempts)

- 58.61 Dave Krieg, 1980-91
(3,576-2,096)
- 56.38 Rick Mirer, 1993 (486-274)
- 53.15 Jim Zorn, 1976-84
(2,997-1,593)

Highest Completion Percentage, Season (Qualifiers)

- 65.61 Dave Krieg, 1991
(285-187)
- 60.54 Dave Krieg, 1987
(294-178)
- 60.49 Dave Krieg, 1983
(243-147)

Highest Completion Percentage, Rookie, Season (Qualifiers)

- 56.38 Rick Mirer, 1993 (486-274)
- 47.38 Jim Zorn, 1976 (439-208)

Highest Completion Percentage, Game (20 Attempts)

- 86.36 Dave Krieg, vs. Denver
12/11/88 (22-19)
- 80.65 Dave Krieg, vs. Pittsburgh
10/20/91 (31-25)
- 79.31 Jim Zorn, vs. Cleveland
10/12/80 (29-23)
- Dave Krieg, vs. San Diego
10/29/84 (29-23)

YARDS GAINED

Most Yards Gained, Career

- 26,132 Dave Krieg, 1980-91
- 20,122 Jim Zorn, 1976-84
- 2,833 Rick Mirer, 1993

Most Seasons, 3,000 or More Yards Passing

- 4 Dave Krieg, 1984, 1985, 1989, 1990
- 3 Jim Zorn, 1978-80

Most Consecutive Seasons, 3,000 or More Yards Passing

- 3 Jim Zorn, 1978-80
- 2 Dave Krieg, 1984-85
Dave Krieg, 1989-90

Most Yards Gained, Season

- 3,671 Dave Krieg, 1984
- 3,661 Jim Zorn, 1979
- 3,602 Dave Krieg, 1985

Most Yards Gained, Rookie, Season

- 2,833 Rick Mirer, 1993
(NFL Rookie Record)
- 2,571 Jim Zorn, 1976
- 1,106 Kelly Stouffer, 1988

Most Yards Gained, Game

- 418 Dave Krieg, vs. Denver
11/20/83
- 410 Dave Krieg, vs. L.A.
Raiders 12/18/88
- 406 Dave Krieg, vs. Denver
11/25/84

Most Games, 400 or More Yards Passing, Career

- 4 Dave Krieg, 1980-91

Most Games, 300 or More Yards Passing, Career

- 11 Dave Krieg, 1980-91
- 9 Jim Zorn, 1976-84
- 2 Jeff Kemp, 1987-91

Most Games, 300 or More Yards Passing, Season

- 3 Jim Zorn, 1979
Dave Krieg, 1984
- 2 By 3 Players
(Last: Dave Krieg, 1985)

Most Consecutive Games, 300 or More Yards Passing, Season

- 2 Jim Zorn, 1979
Jim Zorn, 1981

Longest Pass Completion

- 82 Jim Zorn (to David Sims)
vs. Cincinnati 9/25/77
(TD)
- 80 3 Times
(Last: Dave Krieg (to
Daryl Turner) at Denver
11/25/84 [TD])

AVERAGE GAIN**Highest Average Gain, Career (1,000 Attempts)**

- 7.31 Dave Krieg, 1980-91
(3,576-26,132)
- 6.73 Jim Zorn, 1976-84
(2,992-20,122)

Highest Average Gain, Season (Qualifiers)

- 8.80 Dave Krieg, 1983
(243-2,139)
- 7.79 Dave Krieg, 1986
(375-2,921)
- 7.65 Dave Krieg, 1984
(480-3,761)

Highest Average Gain, Rookie, Season (Qualifiers)

- 5.83 Rick Mirer, 1993
(486-2,833)
- 5.85 Jim Zorn, 1976 (439-2,571)

Highest Average Gain, Game (20 Attempts)

- 14.52 Dave Krieg, vs. San Diego
12/14/86 (21-305)
- 13.30 Dave Krieg, vs. Kansas
City 11/11/90 (23-306)
- 12.87 Jim Zorn, vs. Buffalo
10/30/77 (23-296)

TOUCHDOWNS**Most Touchdown Passes, Career**

- 195 Dave Krieg, 1980-91
- 107 Jim Zorn, 1976-84
- 12 Rick Mirer, 1993

Most Touchdown Passes, Season

- 32 Dave Krieg, 1984
- 27 Dave Krieg, 1985
- 23 Dave Krieg, 1987

Most Touchdown Passes, Game

- 5 Dave Krieg, vs. Detroit
12/2/84
Dave Krieg, vs. San Diego
9/15/85
Dave Krieg, vs. L.A.
Raiders 12/18/88

Most Games, 5 or More TD Passes, Career

- 3 Dave Krieg, 1980-91

Most Games, 4 or More TD Passes, Career

- 7 Dave Krieg, 1980-91
- 4 Jim Zorn, 1976-84
- 1 Steve Myer 1976-79
Jeff Kemp, 1987-91

Most Games, 5 or More TD Passes, Season

- 1 Dave Krieg, 1984
Dave Krieg, 1985
Dave Krieg, 1988

Most Games, 4 or More TD Passes, Season

- 2 Jim Zorn, 1977
Dave Krieg, 1985
Dave Krieg, 1988

Most Consecutive Games, 4 or More TD Passes

- 1 12 Times
(Last: Dave Krieg, vs.
L.A. Raiders 12/18/88)

Most Consecutive Games, Touchdown Passes

- 28 Dave Krieg, 1983-85
(3rd in NFL History)
- 10 By 3 Players
(Last: Dave Krieg,
1988-89)

HIGHEST PERCENTAGE, TOUCHDOWN PASSES**Highest %, TD Passes, Career (100 Attempts)**

- 5.45 Dave Krieg, 1980-91
(3,576-195)

- 3.75 Steve Myer, 1976-79
(160-6)
- 3.61 Jeff Kemp, 1987-91
(249-9)

Highest %, TD Passes Season (Qualifiers)

- 7.89 Dave Krieg, 1988 (228-18)
- 7.82 Dave Krieg, 1987 (294-23)
- 7.41 Dave Krieg, 1983 (243-18)

Highest %, TD Passes, Rookie, Season (Qualifiers)

- 2.73 Jim Zorn, 1976 (439-12)
- 2.47 Rick Mirer, 1993 (486-12)

HAD INTERCEPTED

Most Consecutive Passes Attempted, None Intercepted

- 153 Jim Zorn, 1979
- 137 Dave Krieg, 1988

Most Passes Had Intercepted, Career

- 148 Dave Krieg, 1980-91
- 133 Jim Zorn, 1976-84
- 19 Kelly Stouffer, 1988-92

Most Passes Had Intercepted, Season

- 27 Jim Zorn, 1976
- 24 Dave Krieg, 1984
- 20 By 5 Players
(Last: Dave Krieg, 1990)

Most Passes Had Intercepted, Game

- 6 Jim Zorn, vs. Detroit
10/24/76
- 5 Jim Zorn, vs. Kansas City
11/9/80
Dave Krieg, at Kansas City
12/9/84

Most Attempts, No Interceptions, Game

- 47 Jim Zorn, vs. Kansas City
9/27/81
- 44 Dave Krieg, vs. Denver
11/25/84
- 40 Rick Mirer, vs. San Diego
10/3/93

LOWEST PERCENTAGE, PASSES HAD INTERCEPTED

Lowest %, Passes Had Intercepted, Career (100 Attempts)

- 3.50 Rick Mirer, 1993 (486-17)
- 4.14 Dave Krieg, 1980-91
(3,576-148)
- 4.31 Gale Gilbert, 1985-86
(116-5)

Lowest %, Passes Had Intercepted, Season (Qualifiers)

- 2.27 Jim Zorn, 1981 (397-9)
- 2.93 Dave Krieg, 1986 (375-11)
- 3.41 Jim Zorn, 1983 (205-7)

Lowest %, Passes Had Intercepted, Rookie Season, (Qualifiers)

- 3.50 Rick Mirer, 1993 (486-17)
- 6.15 Jim Zorn, 1976 (439-27)

RECEIVING

Most Pass Receptions, Career

- 819 Steve Largent, 1976-89
(2nd in NFL history)
- 471 John L. Williams, 1986-93
- 335 Brian Blades, 1988-93

Most Seasons, 70 or More Pass Receptions

- 6 Steve Largent, 1978,
1981, 1983-86
- 3 John L. Williams, 1989,
1990, 1992
Brian Blades, 1989, 1991,
1993

Most Seasons, 50 or More Pass Receptions

- 10 Steve Largent, 1976,
1978-81, 1983-87
(NFL Record)
- 6 John L. Williams, 1988-93
- 3 Brian Blades, 1989, 1991,
1993

Most Pass Receptions, Season

- 80 Brian Blades, 1993
- 79 Steve Largent, 1985
- 77 Brian Blades, 1989

Most Pass Receptions, Rookie, Season

- 54 Steve Largent, 1976
- 42 Curt Warner, 1983
- 40 Brian Blades, 1988

Most Pass Receptions, Game

- 15 Steve Largent, vs. Detroit
10/18/87
- 12 By 4 Players
(Last: Brian Blades, vs.
New Orleans 9/1/91)

Most Consecutive Games, Pass Receptions

- 177 Steve Largent, 1977-89
(NFL Record) (Current)
- 41 Sherman Smith, 1976-79
- 39 John L. Williams, 1988-91

YARDS GAINED

Most Yards Gained, Career

- 13,089 Steve Largent, 1976-89
(2nd in NFL history)
- 4,474 Brian Blades, 1988-93
- 4,151 John L. Williams, 1986-93

Most Yards Gained, Season

- 1,287 Steve Largent, 1985
- 1,237 Steve Largent, 1979
- 1,224 Steve Largent, 1981

SAFETIES FIRST

Rod Stephens tied an individual NFL record with two safeties in 1993. Stephens had safeties against the Denver Broncos and at the Los Angeles Raiders. He joins 13 other players who've had a pair of sacks. As a team, the Seahawks four sacks equalled the league record.

Most Yards, Rookie, Season

- 715 Daryl Turner, 1984
- 705 Steve Largent, 1976
- 682 Brian Blades, 1988

Most Yards Gained, Game

- 261 Steve Largent, vs. Detroit 10/18/87
- 191 Steve Largent, vs. Denver 11/25/84
- 180 John L. Williams, vs. L.A. Raiders 12/18/88

Most Games, 100 or More Yards, Pass Receiving, Career

- 40 Steve Largent, 1976-89
- 13 Brian Blades, 1988-93
- 5 Sam McCullum, 1976-81

Most Games, 100 or More Yards, Pass Receiving, Season

- 6 Steve Largent, 1979
- 5 Steve Largent, 1984
- Brian Blades, 1989

Most Consecutive Games, 100 or More Yards Receiving

- 2 By 6 Players
(Last: Steve Largent, 1985)

Longest Pass Reception

- 82 David Sims (from Jim Zorn) vs. Cincinnati 9/25/77 (TD)
- 80 By 3 Players
(Last: Daryl Turner [from Dave Krieg] vs. Denver 11/25/84 [TD])

AVERAGE PER RECEPTION**Highest Average Per Reception, Career (100 Receptions)**

- 18.53 Daryl Turner, 1984-87 (101-1,872)
- 15.98 Steve Largent, 1976-89 (819-13,089)
- 14.69 Sam McCullum, 1976-81 (232-3,409)

Highest Average Per Reception, Season (50 Receptions)

- 18.74 Steve Largent, 1979 (66-1,237)
- 16.45 Steve Largent, 1978 (71-1,168)
- 16.32 Steve Largent, 1981 (75-1,224)

Highest Average Per Reception, Game (5 Receptions)

- 27.80 Steve Largent, vs. Oakland 9/16/79 (5-139)
- 25.71 John L. Williams, vs. L.A. Raiders 12/18/88 (7-180)
- 23.60 By 2 Players
(Last: Byron Franklin, vs. San Diego 10/6/86 [5-118])

TOUCHDOWNS**Most Touchdowns, Career**

- 100 Steve Largent, 1976-89 (2nd in NFL history)
- 36 Daryl Turner, 1984-87
- 22 Brian Blades, 1988-93

Most Touchdowns, Season

- 13 Daryl Turner, 1985
- 12 Steve Largent, 1984
- 11 Steve Largent, 1983

Most Touchdowns, Rookie, Season

- 10 Daryl Turner, 1984
- 8 Brian Blades, 1988
- 4 Steve Largent, 1976

Most Touchdowns, Game

- 4 Daryl Turner, vs. San Diego 9/15/85
- 3 By 3 Players
(Last: Steve Largent, vs. Detroit 10/18/87)

Most Consecutive Games, Touchdowns

- 5 Steve Largent, 1984
- 4 By 3 Players
(Last: Daryl Turner, 1985)

INTERCEPTIONS

Most Interceptions By, Career

- 50 Dave Brown, 1976-86
- 41 John Harris, 1978-85
- 38 Eugene Robinson, 1985-93

Most Interceptions By, Season

- 10 John Harris, 1981
- Kenny Easley, 1984
- 9 Eugene Robinson, 1993

Most Interceptions By, Rookie, Season

- 4 John Harris, 1978
- 3 By 4 Players
(Last: Carlton Gray, 1993)

Most Interceptions By, Game

- 3 Kenny Easley, vs. San Diego 10/29/84
- Eugene Robinson, at Pittsburgh 12/6/92
- 2 25 Times
(Last: Eugene Robinson, vs. Cleveland 11/14/93)

Most Consecutive Games, Passes Intercepted By

- 4 John Harris, 1980
- Eugene Robinson, 1991
- 3 By 5 Players
(Last: Eugene Robinson, 1993)

YARDS RETURNED**Most Yards Returned, Career**

- 643 Dave Brown, 1976-86
- 536 Eugene Robinson, 1985-93
- 528 Kenny Easley, 1981-87

Most Yards Returned, Season

- 179 Dave Brown, 1984
- 157 Eddie McMillan, 1977
- 155 Kenny Easley, 1981
- John Harris, 1981

Most Yards Returned, Game

- 148 Dave Brown, vs. Kansas City 11/4/84
- 125 Kenny Easley, vs. Cleveland 12/20/81

- 91 Sammy Green, vs. San Francisco 10/7/79

Longest Return

- 91 Sammy Green, vs. San Francisco 10/7/79 (TD)
90 Dave Brown, vs. Kansas City 11/4/84 (TD)
82 Kenny Easley, vs. Cleveland 12/20/81 (TD)

TOUCHDOWNS

Most Touchdowns, Career

- 5 Dave Brown, 1976-86
3 Keith Simpson, 1978-85
Kenny Easley, 1981-87

Most Touchdowns, Season

- 2 By 4 Players
(Last: Dave Brown and Keith Simpson, 1984)

Most Touchdowns, Game

- 2 Dave Brown, vs. Kansas City 11/4/84 (Ties NFL Record)
1 24 Times
(Last: Joe Nash, at San Diego 9/5/93)

PUNTING

Most Punts, Career

- 299 Jeff West, 1981-85
257 Herman Weaver, 1977-80
247 Rick Tuten, 1991-93

Most Punts, Season

- 108 Rick Tuten, 1992
(Tied for 3rd in NFL history)
95 Jeff West, 1984
90 Rick Tuten, 1993

Most Punts, Rookie, Season

- 80 Rick Engles, 1976
79 Vince Gamache, 1986
47 Ruben Rodriguez, 1987
Jimmy Colquitt, 1985

Most Punts, Game

- 12 Rick Tuten, vs. Denver 11/28/93
11 By 3 Players
(Last: Rick Tuten, vs. Philadelphia 12/13/92 [OT])

Longest Punt

- 68 Ruben Rodriguez, vs. Denver 9/4/88
65 Rick Tuten, at San Diego 10/4/92
64 Rick Tuten, vs. Kansas City 12/5/93

AVERAGE YARDAGE

Highest Average, Punting, Career (100 Punts)

- 44.02 Rick Tuten, 1991-93 (247-10,873)
40.28 Ruben Rodriguez, 1987-89 (192-7,733)
39.62 Herman Weaver, 1977-80 (257-10,182)

Highest Average, Punting, Season (Qualifiers)

- 44.52 Rick Tuten, 1993 (90-4,007)
44.07 Rick Tuten, 1992 (108-4,760)
42.98 Rick Tuten, 1991 (49-2,106)

Highest Average, Punting, Rookie, Season (Qualifiers)

- 40.00 Ruben Rodriguez, 1987 (47-1,880)
38.58 Vince Gamache, 1986 (79-3,048)
38.34 Rick Engles, 1976 (80-3,067)

Highest Average Punting, Game (Minimum 4 Punts)

- 52.50 Rick Tuten, at San Diego 10/4/92 (6-315)
51.40 Rick Tuten, at Houston 11/7/93 (5-257)
50.50 Rick Tuten, at Kansas City 1/2/94 (4-202)

Highest Net Punting Average, Season

- 38.74 Rick Tuten, 1992
37.27 Rick Tuten, 1993
36.90 Rick Tuten, 1991

INSIDE THE 20

Most Punts Inside the 20, Career

- 73 Jeff West, 1981-85
58 Rick Tuten, 1991-93
49 Herman Weaver, 1977-80

Most Punts Inside the 20, Season

- 29 Rick Tuten, 1992
25 Jeff West, 1983
24 Jeff West, 1984

Most Punts Inside the 20, Game

- 5 Jeff West, vs. New England 12/18/83
Rick Tuten, vs. Denver 11/30/92 (OT)
4 By 5 Players
(Last: Rick Tuten, vs. Denver 11/28/93)

MOST VALUABLE PLAYER

Safety Eugene Robinson was voted by his teammates as the Seahawks 1993 Most Valuable Player. Robinson led the team in total tackles (111), solo tackles (84), interceptions (an NFL co-leading 9), passes defended (15), and forced fumbles (3) to earn his second consecutive trip to the Pro Bowl after the season. He was chosen the Seahawks NFL Man of the Year and was the winner of the Steve Largent Award, which goes to the player that best exemplifies the spirit, dedication, and integrity of the Seattle Seahawks.

TOUCHBACKS

Most Touchbacks, Career

- 28 Jeff West, 1981-85
- 19 Herman Weaver, 1977-80
- 18 Rick Tuten, 1991-93

Most Touchbacks, Season

- 10 Jeff West, 1983
- 8 By 3 Players
(Last: Rick Tuten, 1992)

Most Touchbacks, Game

- 3 By 4 Players
(Last: Ruben Rodriguez,
vs. San Diego 10/29/89)

HAD BLOCKED

Most Punts Had Blocked, Career

- 6 Herman Weaver, 1977-80
- 3 Rick Engles, 1976-77
- 1 Ruben Rodriguez, 1987-89
Rick Tuten, 1991-93

Most Punts Had Blocked, Season

- 3 Herman Weaver, 1979
- 2 Herman Weaver, 1980
Rick Engles, 1976

Most Punts Had Blocked, Game

- 2 Herman Weaver vs.
Kansas City 9/30/79
- 1 By 9 Players
(Last: Rick Tuten, at
Kansas City 1/2/94)

PUNT RETURNS

Most Punt Returns, Career

- 94 Chris Warren, 1990-93
- 89 Bobby Joe Edmonds,
1986-88
- 74 Paul Johns, 1981-1984

Most Punt Returns, Season

- 41 Will Lewis, 1980
- 35 Bobby Joe Edmonds, 1988
- 34 Rufus Crawford, 1978
Bobby Joe Edmonds, 1986
Chris Warren, 1992

Most Punt Returns, Rookie, Season

- 34 Rufus Crawford, 1978
Bobby Joe Edmonds, 1986
- 28 Chris Warren, 1990

Most Punt Returns, Game

- 7 Walter Packer, vs. N.Y.
Jets 11/13/77
- 6 Bobby Joe Edmonds, vs.
L.A. Raiders 12/8/86
- 5 By 7 Players
(Last: Bobby Joe
Edmonds, vs. New
England 9/21/86)

FAIR CATCHES

Most Fair Catches, Career

- 60 Chris Warren, 1990-93
- 26 Bobby Joe Edmonds,
1986-88
- 23 Paul Johns, 1981-84

Most Fair Catches, Season

- 25 Chris Warren, 1992
- 19 Chris Warren, 1991
- 16 Chris Warren, 1990

Most Fair Catches, Game

- 5 James Jefferson, vs.
Denver 10/22/89
- Chris Warren, vs.
Pittsburgh 10/20/91
- Chris Warren, vs. Denver
11/30/92 [OT])

YARDS GAINED

Most Yards Gained, Career

- 1,010 Bobby Joe Edmonds,
1986-88
- 843 Paul Johns, 1981-84
- 819 Chris Warren, 1990-93

Most Yards Gained, Season

- 419 Bobby Joe Edmonds, 1986
- 349 Will Lewis, 1980
- 340 Bobby Joe Edmonds, 1988

Most Yards Gained, Rookie, Season

- 419 Bobby Joe Edmonds, 1986
- 439 Will Lewis, 1980
- 284 Rufus Crawford, 1978

Most Yards Gained, Game

- 103 Bobby Joe Edmonds, vs.
Philadelphia 11/23/86
- 101 Bobby Joe Edmonds, vs.
Pittsburgh 9/7/86
- 96 Paul Johns, vs. L.A.
Raiders 10/16/83

Longest Punt Return

- 75 Will Lewis, vs. Denver
11/23/80 (TD)
- Paul Johns, vs. L.A.
Raiders 10/16/83 (TD)
- Bobby Joe Edmonds, vs.
Philadelphia 11/23/86
(TD)

AVERAGE YARDAGE

Highest Average, Career (Minimum 50 Returns)

- 11.39 Paul Johns, 1981-84
(74-843)
- 11.35 Bobby Joe Edmonds,
1986-88 (89-1,010)
- 9.43 Paul Skansi, 1984-91
(53-500)

Highest Average, Season (Qualifiers)

- 12.55 Bobby Joe Edmonds, 1987
(20-251)
- 12.32 Bobby Joe Edmonds, 1986
(34-419)
- 11.29 Paul Johns, 1983
(28-316)

Highest Average, Rookie, Season (Qualifiers)

- 12.32 Bobby Joe Edmonds, 1986
(34-419)
- 11.06 Paul Johns, 1981
(16-177)
- 9.61 Chris Warren, 1990
(28-269)

Highest Average, Game (Minimum 3 Returns)

- 32.00 Paul Johns, vs. L.A.
Raiders 10/16/83 (3-96)
- 26.33 Paul Johns, vs. New

- England 9/16/84 (3-79)
 25.75 Bobby Joe Edmonds, vs.
 Philadelphia 11/23/86
 (4-103)

TOUCHDOWNS

Most Touchdowns, Career

- 2 Paul Johns, 1981-84
 1 By 3 Players

Most Touchdowns, Season

- 1 By 5 Players
 (Last: Chris Warren,
 1991)

Most Touchdowns, Rookie, Season

- 1 Will Lewis, 1980
 Bobby Joe Edmonds, 1986

Most Touchdowns, Game

- 1 By 5 Players
 (Last: Chris Warren, vs.
 Indianapolis 9/29/91)

KICKOFF RETURNS

Most Kickoff Returns, Career

- 101 Bobby Joe Edmonds,
 1986-88
 86 Chris Warren, 1990-93
 82 Randall Morris, 1984-88

Most Kickoff Returns, Season

- 49 Zachary Dixon, 1983
 40 Bobby Joe Edmonds, 1988
 36 Al Hunter, 1977

Most Kickoff Returns, Game

- 8 Bobby Joe Edmonds, vs.
 L.A. Raiders 11/30/87
 7 By 3 Players
 (Last: David Hughes, vs.
 New England 9/16/84)

YARDS GAINED

Most Yards Gained, Career

- 2,228 Bobby Joe Edmonds,
 1986-88
 1,794 Chris Warren, 1990-93
 1,717 Al Hunter, 1977-80

Most Yards Gained, Season

- 1,148 Zachary Dixon, 1983
 900 Bobby Joe Edmonds, 1988
 819 Rufus Crawford, 1978

Most Yards Gained, Rookie, Season

- 829 Rufus Crawford, 1978
 820 Al Hunter, 1977
 764 Bobby Joe Edmonds, 1986

Most Yards Gained, Game

- 174 Oliver Ross, vs. Detroit
 10/24/76
 173 Zachary Dixon, vs. St.
 Louis 11/13/83
 168 James Jefferson, vs.
 Kansas City 10/8/89

Longest Kickoff Return

- 97 James Jefferson, vs.
 Kansas City 10/8/89 (TD)
 94 Zachary Dixon, vs. St.
 Louis 11/13/83 (TD)
 71 Chris Warren, vs. Denver
 9/23/90

HIGHEST YARDAGE

Highest Average, Career (50 Returns)

- 22.06 Bobby Joe Edmonds,
 1986-88
 (101-2,228)
 22.01 Al Hunter, 1977-80
 (78-1,717)
 20.86 Chris Warren, 1990-93
 (86-1,794)

Highest Average, Season (Qualifiers)

- 24.06 Al Hunter, 1978
 (16-385)
 23.69 Rufus Crawford, 1978
 (35-829)
 23.43 Zachary Dixon, 1983
 (49-1,148)

Highest Average, Game (Minimum 3 Returns)

- 34.60 Zachary Dixon, vs. St.
 Louis 11/13/83 (5-173)
 34.33 David Hollis, vs. Kansas
 City 12/27/87 (3-103)
 34.00 Bobby Joe Edmonds, vs.
 Denver 10/26/86 (3-102)

TOUCHDOWNS

Most Touchdowns, Career

- 1 Zachary Dixon, 1983-84
 James Jefferson, 1989-93

Most Touchdowns, Season

- 1 Zachary Dixon, 1983
 James Jefferson, 1989

Most Touchdowns, Rookie, Season

- 1 James Jefferson, 1989

Most Touchdowns, Game

- 1 Zachary Dixon, vs. St.
 Louis 11/13/83
 James Jefferson, vs.
 Kansas City 10/8/89

COMBINED KICK RETURNS

Most Combined Kick Returns, Career

- 190 Bobby Joe Edmonds,
 1986-88 (89-P, 101-K)
 180 Chris Warren, 1990-93
 (94-P, 86-K)
 102 Will Lewis, 1980-81
 (57-P, 45-K)

Most Combined Kick Returns, Season

- 75 Bobby Joe Edmonds, 1988
 (35-P, 40-K)
 69 Rufus Crawford, 1978
 (34-P, 35-K)
 68 Bobby Joe Edmonds, 1986
 (34-P, 34-K)

Most Combined Kick Returns, Game

- 9 Bobby Joe Edmonds, vs.
 L.A. Raiders 11/30/89
 (1-P, 8-K)
 Bobby Joe Edmonds, vs.
 L.A. Raiders 12/18/88
 (3-P, 6-K)

- 8 By 10 Players
(Last: David Hollis, vs.
Green Bay 11/15/87
[4-P, 4-K])

YARDS GAINED

Most Yards Returned, Career

- 3,238 Bobby Joe Edmonds,
1986-88
(1,010-P, 2,228-K)
- 2,613 Chris Warren, 1990-93
(819-P, 1,794-K)
- 1,717 Al Hunter, 1977-80
(1,717-K)

Most Yards Gained, Season

- 1,240 Bobby Joe Edmonds, 1988
(340-P, 900-K)
- 1,183 Bobby Joe Edmonds, 1986
(419-P, 764-K)
- 1,148 Zachary Dixon, 1983
(1,148-K)

Most Yards Returned, Game

- 188 Bobby Joe Edmonds, vs.
L.A. Raiders 12/18/88
(34-P, 154-K)
- 183 Bobby Joe Edmonds, vs.
New England 9/21/86
(76-P, 107-K)
- 174 Oliver Ross, vs. Detroit
10/24/76 (174-K)

TOUCHDOWNS

Most Touchdowns, Career

- 2 Paul Johns, 1981-84 (2-P)
- 1 By 5 Players

Most Touchdowns, Season

- 1 By 7 Players
(Last: Chris Warren,
1991 [1-P])

Most Touchdowns, Game

- 1 By 7 Players
(Last: Chris Warren, vs.
Indianapolis 9/29/91 [1-P])

FUMBLES

Most Fumbles, Career

- 108 Dave Krieg, 1980-91
- 49 Jim Zorn, 1976-84
- 38 Curt Warner, 1983-89

Most Fumbles, Season

- 18 Dave Krieg, 1989
- 16 Dave Krieg, 1990
- 13 Rick Mirer, 1993

Most Fumbles, Game

- 6 Dave Krieg, vs. Kansas
City 11/5/89
- 5 Dave Krieg, vs. San Diego
11/25/90 (OT)
- 4 Dave Krieg, vs. L.A.
Raiders 12/8/86

FUMBLES RECOVERED

Most Fumbles Recovered, Career, Own and Opponents

- 27 Dave Krieg, 1980-91
(27-own)
- 17 Jacob Green, 1980-91
(17-opp)
- 13 By 3 Players

Most Fumbles Recovered, Season, Own and Opponents

- 9 Dave Krieg, 1989 (9-own)
- 5 By 4 Players
(Last: Rick Mirer, 1993
[5-own])

Most Fumbles Recovered, Game, Own and Opponents

- 3 Dave Krieg, vs. Chicago
12/20/87 (3-own)
- Dave Krieg, vs. Kansas
City 11/5/89 (3-own)
- Rick Mirer, at Detroit
10/17/93

OWN FUMBLES RECOVERED

Most Own Fumbles Recovered, Career

- 27 Dave Krieg, 1980-91
- 13 Curt Warner, 1983-89
- 12 Jim Zorn, 1976-84

Most Own Fumbles Recovered, Season

- 9 Dave Krieg, 1989
- 5 By 3 Players
(Last: Rick Mirer, 1993)

Most Own Fumbles Recovered, Game

- 3 Dave Krieg, vs. Chicago
12/20/87 (3-own)
- Dave Krieg, vs. Kansas
City 11/5/89 (3-own)
- Rick Mirer, at Detroit
10/17/93

OPPONENTS' FUMBLES RECOVERED

Most Opponents' Fumbles Recovered, Career

- 17 Jacob Green, 1980-91
- 12 Eugene Robinson, 1985-93
- 11 By 3 Players

Most Opponents' Fumbles Recovered, Season

- 5 Nesby Glasgow, 1989
- 4 By 11 Players
(Last: Terry Wooden and
Tony Woods, 1991)

Most Opponents' Fumbles Recovered, Game

- 2 By 12 Players
(Last: Patrick Hunter, vs.
Cleveland 11/14/93)

YARDS RETURNING FUMBLES

Longest Fumble Return

- 79 Jacob Green, vs. N.Y. Jets
10/27/85 (TD)
- 62 John Harris, vs. N.Y. Jets
9/11/83
- 54 Cornell Webster, vs.
Houston 10/21/79 (TD)

TOUCHDOWNS

Most Touchdowns, Career (Total)

- 2 Jacob Green, 1980-91
(2-opp)

Shelton Robinson, 1982-85
(2-opp)

1 By 9 Players

**Most Touchdowns, Season
(Total)**

2 Shelton Robinson, 1983
(2-opp)

1 By 10 Players
(Last: Robert Blackmon
& Rod Stephens, 1993
[1-opp])

**Most Touchdowns, Career
(Opponents' Recovered)**

2 Jacob Green, 1980-91
Shelton Robinson, 1982-85

1 By 8 Players

**Most Touchdowns, Season
(Opponents' Recovered)**

2 Shelton Robinson, 1983

1 By 11 Players
(Last: Robert Blackmon
& Rod Stephens, 1993)

**Most Touchdowns, Game
(Opponents' Recovered)**

1 By 13 Players
(Last: Robert Blackmon,
vs. Cleveland 11/14/93)

COMBINED NET YARDS GAINED

Yards Gained Via Rushing,
Receiving, Interception Return,
Punt Return, Kickoff Return,
and Fumble Return

ATTEMPTS

Most Attempts, Career

1,854 Curt Warner, 1983-89
1,628 John L. Williams, 1986-93
1,038 Sherman Smith, 1976-82

Most Attempts, Season

379 Curt Warner, 1983
365 Curt Warner, 1986
340 Curt Warner, 1985

Most Attempts, Rookie, Season

379 Curt Warner, 1983
162 Sherman Smith, 1976
John L. Williams, 1986

Most Attempts, Game

36 Chris Warren, at New
England 9/19/93
34 Curt Warner, vs. San
Diego 9/15/85
33 Curt Warner, vs. San
Diego 10/6/85

YARDS GAINED

Most Yards Gained, Career

13,396 Steve Largent, 1976-89
8,673 John L. Williams, 1986-93
8,171 Curt Warner, 1983-89

Most Yards Gained, Season

1,925 Chris Warren, 1992
1,822 Curt Warner, 1986
1,774 Curt Warner, 1983

**Most Yards Gained, Rookie,
Season**

1,774 Curt Warner, 1983

1,172 Bobby Joe Edmonds, 1986
1,157 Rufus Crawford, 1978

Most Yards Gained, Game

261 Steve Largent, vs. Detroit
10/18/87
239 John L. Williams, vs. L.A.
Raiders 12/18/88
221 Curt Warner, vs. Denver
12/20/86

TACKLES

Most Tackles, Career

813 Keith Butler, 1978-87
798 Eugene Robinson, 1985-93
718 Jacob Green, 1980-91

Most Tackles, Season

153 Terry Beeson, 1978
140 Michael Jackson, 1981
136 Michael Jackson, 1980

Most Tackles, Game

18 Terry Beeson, vs. Houston
11/2/77
Sammy Green, vs.
Minnesota 10/8/78
16 By 7 Players
(Last: Fredd Young, vs.
Detroit 10/18/87)

SACKS

Most Sacks, Career

116.0 Jacob Green, 1980-91
63.0 Jeff Bryant, 1982-93
44.5 Joe Nash, 1982-93

Most Sacks, Season

16.0 Jacob Green, 1983
14.5 Jeff Bryant, 1984
14.0 Cortez Kennedy, 1992

Most Sacks, Game

4.0 Jacob Green, vs. N.Y.
Giants 10/19/86
3.5 Jacob Green, vs. L.A.
Raiders 10/16/83
3.0 By 13 Players
(Last: Michael Sinclair,
vs. San Diego 10/3/93)

FORCED FUMBLES

Most Forced Fumbles, Career

28 Jacob Green, 1980-91
14 Rufus Porter, 1988-93
13 Joe Nash, 1982-93
Bruce Scholtz, 1982-88

Most Forced Fumbles, Season

7 Jacob Green, 1985
6 Jacob Green, 1981
Dave Brown, 1983

Most Forced Fumbles, Game

2 By 13 Players
(Last: Eugene Robinson,
vs. Cleveland 11/14/93)

BLOCKED KICKS

Most Blocked Punts, Career

3 Kerry Justin, 1978-83,
1986-87
2 By 4 Players

Most Blocked Punts, Season

- 2 By 4 Players
(Last: Kerry Justin, 1986)

Most Blocked Punts, Game

- 1 By 19 Players
(Last: Patrick Hunter, vs.
Pittsburgh 10/20/91)

Most Blocked Field Goals, Career

- 8 Joe Nash, 1982-93
- 2 By 4 Players

Most Blocked Field Goals, Season

- 3 Joe Nash, 1989
- 2 Mike White, 1982
- Joe Nash, 1984

Most Blocked Field Goals, Game

- 1 By 25 Players
(Last: David Brandon, vs.
Phoenix 12/19/93 [OT])

Most Blocked PATs, Career

- 3 Mike White, 1981-82
- 2 By 3 Players

Most Blocked PATs, Season

- 2 Mike White, 1981
- 1 By 10 Players
(Last: Jacob Green and
Jeff Bryant, 1989)

Most Blocked PATs, Game

- 1 By 11 Players
(Last: Jeff Bryant, vs.
San Diego 10/15/89)

Most Blocked Kicks (Field Goals and PATs), Career

- 10 Joe Nash, 1982-93
(8 FG, 2 PAT)

- 5 Mike White, 1981-82

(2 FG, 3 PAT)

Jeff Bryant, 1982-93

(3 FG, 2 PAT)

Most Blocked Kicks (Field Goals and PATs), Season

- 3 Mike White, 1982
(2 FG, 1 PAT)
Joe Nash, 1989 (3 FG)
- 2 By 4 Players
(Last: Jeff Bryant and
Joe Nash, 1985)

Most Blocked Kicks (Field Goals and PATs), Game

- 1 By 37 Players
(Last: David Brandon, vs.
Phoenix 12/19/93
[FG] [OT])

Longest Return of Blocked Punt

- 32 Jessie Green, vs. N.Y. Jets
10/19/80
- 26 Steve Raible, vs. Green
Bay 10/10/76
- 17 Autry Beamon, vs.
Baltimore 9/18/77

Longest Return of Blocked Field Goal (All TDs Except as Noted)

- 62 Paul Moyer, vs. Cleveland
10/9/88 (no TD)
Vernon Dean, vs. L.A.
Rams 10/23/88
- 56 Byron Walker, vs. L.A.
Raiders 11/3/85

TEAM RECORDS

ATTENDANCE

Largest Single Season Regular Season Home Attendance

- 494,104 1988 (61,763)
- 493,657 1984 (61,707)
- 492,921 1986 (61,615)

Largest Single Game Regular Season Home Attendance

- 64,411 vs. Denver 12/15/84
- 64,060 vs. L.A. Raiders 11/3/85
- 64,001 vs. L.A. Raiders 11/12/84

Largest Single Game Regular Season Road Attendance

- 81,201 at L.A. Raiders 12/15/85
- 78,605 at Cleveland 10/9/88
- 77,904 at L.A. Raiders 10/7/84

GAMES WON

Most Consecutive Games Won (Regular Season)

- 8 1984
- 5 1986
- 4 1983-84

Most Consecutive Games Without Defeat (Regular Season)

- 8 1984
- 5 1986
- 4 1983-84

Most Games Won, Season

- 12 1984
- 10 1986
- 9 5 Times (Last: 1990)

Most Consecutive Games Won, One Season

- 8 1984
- 5 1986
- 3 7 Times (Last: 1990)

Most Consecutive Games Won, Start of Season

- 3 1986
- 2 1984, 1985, 1988

Most Consecutive Games Won, End of Season

- 5 1986
- 2 5 Times (Last: 1990)

Most Consecutive Home Games Won

- 8 1983-84

5 1987
1990-91

Most Consecutive Road Games, Won

5 1979-80
4 1984
3 1978, 1989, 1990

Most Shutout Games Won or Tied, Season

3 1984
2 1986
1 3 Times (Last: 1982)

Most Consecutive Shutout Games Won or Tied, Season

2 1984
1 6 Times (Last: 1986 [Twice])

Most Consecutive Overtime Games Won, Season

2 1990
(Ties NFL Record)
1 2 Times (Last: 1992)

GAMES LOST

Most Consecutive Games Lost

10 1980-81
9 1976-77
8 1992

Most Games Lost, Season

14 1992
12 1976, 1980
10 1981, 1993

Most Consecutive Games Lost, One Season

9 1980
8 1992
5 1976 (Twice), 1981

Most Consecutive Games Lost, Start of Season

5 1976
4 1977
3 1990

Most Consecutive Games Lost, End of Season

9 1980
5 1976
4 1992

Most Consecutive Home Games Lost

8 1980
5 1992
4 1976, 1976-77, 1992

Most Consecutive Road Games Lost

8 1976-77, 1980-81
7 1992-93
5 1986, 1993 (Current)

Most Shutout Games Lost or Tied, Season

2 1992
1 5 Times (Last: 1990)

Most Consecutive Shutout Games, Lost or Tied, Season

2 1992
1 5 Times (Last: 1990)

Most Consecutive Overtime Games Lost, Season

1 6 Times (Last: 1993)

SCORING

POINTS

Most Points, Season

418 1984
403 1983
378 1979

Fewest Points, Season

127 1982 (9 Games)
140 1992
(NFL record for 16 game season)
229 1983

Most Points, Game

56 vs. Buffalo 10/30/77
51 vs. Kansas City 11/27/83 (OT)
49 vs. San Diego 9/15/85

Fewest Points, Game

0 8 Times
(Last: vs. L.A. Raiders 10/18/92)

Most Points, Both Teams, Game

99 Seattle (51) vs. Kansas City (48) 11/27/83 (OT)
84 Seattle (49) vs. San Diego (35) 9/15/85
80 Seattle (43) at L.A. Raiders (37) 12/18/88

Fewest Points, Both Teams, Game

14 Seattle (14) vs. Washington (0) 9/28/80
16 5 Times
(Last: Seattle [6] at Denver [10] 12/20/92)

Most Points, Shutout Victory, Game

45 vs. Kansas City 11/4/84
37 vs. L.A. Raiders 12/8/86
33 vs. Cleveland 9/3/84

Fewest Points, Shutout Victory, Game

14 vs. Washington 9/28/80
16 vs. Pittsburgh 11/28/82
17 vs. N.Y. Jets 11/13/77

Most Points Overcome to Win Game

18 vs. Pittsburgh 11/8/81
(Trailed 3-21, Won 24-21)
14 2 Times
(Last: vs. Kansas City 11/27/83 [OT] [Trailed 14-28, Won 51-48])

Most Points, Each Half

1st: 42 vs. Buffalo 10/30/77
34 vs. Kansas City 12/11/77
31 vs. Kansas City 11/4/84
vs. Kansas City 9/11/88
2nd: 37 vs. Kansas City 11/27/83
(OT) (Includes 3 points in overtime)
35 vs. San Diego 9/15/85
31 vs. L.A. Raiders 10/16/83
vs. New England 9/21/86

Most Points, One Quarter

28 4 Times
(Last: vs. Kansas City 9/11/88 [2nd])

Most Points, Each Quarter

1st:	21	vs. Cincinnati 9/6/81 vs. Detroit 10/18/87
	17	vs. Buffalo 10/14/84
2nd:	28	vs. Buffalo 10/30/77 vs. Kansas City 11/4/84 vs. Kansas City 9/11/88
3rd:	28	vs. San Diego 9/15/85
	24	vs. Chicago 11/5/78
	20	vs. Kansas City 9/20/87 vs. Chicago 12/20/87
4th:	24	vs. New England 9/21/86
	21	vs. Detroit 9/24/78
	20	vs. New Orleans 11/10/85
OT:	3	4 Times (Last: vs. Denver 11/30/92)

GAMES**Most Consecutive Games****Scoring**

112	1982-89
36	1990-92
35	1976-79

TOUCHDOWNS**Most Touchdowns, Season**

51	1984
50	1983
46	1979, 1987

Fewest Touchdowns, Season

14	1982 (9 Games) 1992
28	1989

Most Touchdowns, Game

8	vs. Buffalo 10/30/77
7	vs. San Diego 9/15/85
6	5 Times (Last: vs. Denver 12/11/88)

Most Touchdowns, Both Teams, Game

13	Seattle (6) vs. Kansas City (7) 11/27/83 (OT)
12	Seattle (7) vs. San Diego (5) 9/15/85
10	3 Times (Last: Seattle [4] vs. Green Bay [6] 10/15/78)

Most Consecutive Games**Scoring Touchdowns**

48	1982-85
34	1985-88
30	1977-79

POINTS AFTER TOUCHDOWN**Most Points After Touchdown, Season**

50	1984
49	1983
44	1987

Fewest Points After Touchdown, Season

13	1982 (9 Games)
14	1992
26	1976

Most Points After Touchdown, Game

8	vs. Buffalo 10/30/77
7	vs. San Diego 9/15/85

6	5 Times (Last: vs. Denver 12/11/88)
---	-------------------------------------------

Most Points After Touchdown, Both Teams, Game

12	Seattle (6) vs. Kansas City (6) 11/27/83 (OT)
10	2 Times (Last: Seattle [4] vs. Green Bay [6] 10/15/78)

FIELD GOALS**Most Field Goals Attempted, Season**

35	1986
32	1990
31	1980, 1991

Fewest Field Goals Attempted, Season

14	1982 (9 Games)
16	1976
18	1977

Most Field Goals Attempted, Game

6	vs. Kansas City 9/20/87
5	3 Times (Last: vs. L.A. Raiders 12/18/88)

Most Field Goals Attempted, Both Teams, Game

8	Seattle (5) vs. L.A. Raiders (3) 12/18/88
	Seattle (2) at San Diego (6) 9/5/93
7	7 Times (Last: Seattle [3] vs. Phoenix [4] 12/19/93 [OT])

Most Field Goals, Season

25	1991
23	1990
	1993

Fewest Field Goals, Season

9	1976, 1977
10	1982 (9 Games)

Most Field Goals, Game

5	vs. Kansas City 9/20/87 vs. L.A. Raiders 12/18/88
4	6 Times (Last: at Cincinnati 9/26/93)

Most Field Goals, Both Teams, Game

8	Seattle (5) vs. L.A. Raiders (3) 12/18/88
7	Seattle (1) at San Diego (6) 9/5/93
6	3 Times (Last: Seattle [4] vs. New Orleans [2] 10/16/88)

Most Consecutive Games Scoring Field Goals

15	1990-91
10	1978-79
9	1983-84

SAFETIES**Most Safeties, Season**

4	1993 (Ties NFL record)
---	---------------------------

- 1 5 Times
(Last: 1985)

Most Safeties, Game

- 1 9 Times
(Last: at L.A. Raiders
12/12/93)

Most Safeties, Both Teams, Game

- 2 Seattle (0) vs. Denver
(2) 1/2/83
Seattle (1) vs. Cleveland
(1) 11/14/93
1 25 Times
(Last: Seattle [1] at L.A.
Raiders [0] 12/12/93)

FIRST DOWNS

Most Seasons Leading League

- 1 1978

Most First Downs, Season

- 345 1978
315 1979
302 1980

Fewest First Downs, Season

- 159 1982 (9 Games)
207 1992
237 1976

Most First Downs, Game

- 34 vs. San Diego 11/22/87
33 vs. Kansas City 11/27/83
(OT)
30 3 Times
(Last: vs. Denver
12/11/88)

Fewest First Downs, Game

- 1 vs. L.A. Rams 11/4/79
2 vs. New England 12/4/88
6 3 Times
(Last: at Dallas
10/11/92)

Most First Downs, Rushing, Season

- 150 1978
131 1983
125 1988

Fewest First Downs, Rushing, Season

- 51 1982 (9 Games)
75 1976
76 1992

Most First Downs, Rushing, Game

- 19 vs. San Diego 11/22/87
18 vs. Kansas City 11/27/83
(OT)
16 vs. Denver 12/11/88

Fewest First Downs, Rushing, Game

- 0 vs. L.A. Rams 11/4/79
vs. New England 12/4/88
vs. L.A. Raiders 10/18/92

Most First Downs, Passing, Season

- 180 1989
179 1985
171 1979, 1984

Fewest First Downs, Passing, Season

- 89 1982 (9 Games)
114 1992
116 1977

Most First Downs, Passing, Game

- 21 vs. Denver 11/20/83
20 vs. Denver 12/15/84
18 vs. San Diego 10/29/89

Fewest First Downs, Passing, Game

- 1 vs. L.A. Rams 11/4/79
2 4 Times
(Last: vs. Chicago
9/9/90)

Most First Downs, Penalty, Season

- 39 1978
27 1987, 1988

Fewest First Downs, Penalty, Season

- 10 1986
14 1991
16 1983

Most First Downs, Penalty, Game

- 6 vs. N.Y. Jets 9/17/78
vs. San Diego 11/16/81
5 4 Times
(Last vs. L.A. Raiders
11/3/85)

NET YARDS GAINED RUSHING AND PASSING

Most Plays, Season

- 1090 1985
1072 1978
1046 1979

Fewest Plays, Season

- 589 1982 (9 Games)
869 1977
882 1976

Most Plays, Game

- 85 vs. Kansas City 11/27/83
(OT)
84 vs. Kansas City 9/29/85
vs. San Diego 11/22/87

Fewest Plays, Game

- 35 vs. L.A. Rams 11/4/79
41 vs. New England 12/4/88
42 vs. Washington 12/23/89

Most Net Yards Gained, Season

- 5557 1979
5511 1978
5409 1986

Fewest Net Yards Gained, Season

- 2594 1982 (9 Games)
3374 1992
4062 1976

Most Net Yards Gained, Game

- 559 vs. Buffalo 10/30/77
536 vs. Denver 12/20/86
531 vs. Kansas City 11/27/83
(OT)

Fewest Net Yards Gained, Game

- 7 vs. L.A. Rams 11/4/79
(NFL Record)
62 at Dallas 10/11/92
65 vs. New England 12/4/88

Most Consecutive Games, 400 or More Yards Gained

4 1986
 2 4 Times
 (Last: 1988)

Most Consecutive Games, 300 or More Yards Gained

7 1978-79
 6 1980, 1986

Highest Average Gain, Season

5.38 1986 (1,005-5,409)
 5.31 1979 (1,046-5,557)
 5.14 1978 (1,082-5,511)

Lowest Average Gain, Season

4.40 1982 (589-2,594
 (9 Games)
 4.55 1989 (1,010-4,596)
 4.58 1993 (1,019-4,669)

RUSHING

ATTEMPTS**Most Rushing Attempts, Season**

561 1978
 546 1983
 517 1988

Fewest Rushing Attempts, Season

227 1982 (9 Games)
 374 1976
 394 1991

Most Rushing Attempts, Game

57 vs. N.Y. Jets 9/11/83
 56 vs. San Diego 9/18/83
 54 vs. San Diego 11/22/87

Fewest Rushing Attempts, Game

7 vs. L.A. Raiders 11/17/91
 9 vs. Washington 12/23/89
 12 3 Times
 (Last: vs. Atlanta
 12/15/91)

YARDS GAINED**Most Yards Gained Rushing, Season**

2394 1978
 2119 1986
 2119 1983

Fewest Yards Gained Rushing, Season

795 1982 (9 Games)
 1392 1989
 1413 1976

Most Yards Gained Rushing, Game

298 vs. Denver 12/20/86
 280 vs. Kansas City 11/27/83
 (OT)
 277 vs. San Diego 11/22/87

Fewest Yards Gained Rushing, Game

20 vs. New England 12/4/88
 23 vs. L.A. Rams 11/4/79
 vs. L.A. Raiders 11/17/91

AVERAGE GAIN**Highest Average Gain, Rushing, Season**

4.48 1986 (513-2,300)
 4.27 1978 (561-2,394)
 4.26 1977 (461-1,964)

Lowest Average Gain, Rushing, Season

3.32 1984 (495-1,645)
 3.44 1989 (405-1,392)
 3.50 1982 (227-795)
 (9 Games)

TOUCHDOWNS**Most Touchdowns, Rushing, Season**

28 1978
 24 1979
 19 1983

Fewest Touchdowns, Rushing, Season

4 1982 (9 Games)
 1992
 5 1989

Most Touchdowns, Rushing, Game

4 6 Times
 (Last: vs. Denver
 12/11/88)

PASSING

ATTEMPTS**Most Passes Attempted, Season**

575 1985
 559 1989
 523 1979

Fewest Passes Attempted, Season

326 1982 (9 Games)
 387 1977
 405 1987

Most Passes Attempted, Game

61 vs. Kansas City 9/29/85
 51 3 Times
 (Last: vs. L.A. Rams
 9/23/85)

Fewest Passes Attempted, Game

14 vs. Kansas City 12/11/77
 15 vs. Pittsburgh 12/6/87
 16 3 Times
 (Last: vs. Cincinnati
 11/18/84)

Most Passes Attempted, Both Teams, Game

84 Seattle (42) vs. San Diego
 (42) 12/14/80
 Seattle (46) vs. Kansas
 City (38) 12/9/84
 Seattle (31) vs. Phoenix
 (53) 12/19/93 (OT)

Fewest Passes Attempted, Both Teams, Game

30 Seattle (20) vs. New
 England (10) 12/4/88
 33 Seattle (15) vs. Pittsburgh
 (18) 12/6/87
 38 Seattle (23) vs. New
 England (15) 10/9/77

COMPLETIONS**Most Passes Completed, Season**

316 1989
 307 1981
 304 1985

Fewest Passes Completed, Season

175	1977
176	1982 (9 Games)
229	1976

Most Passes Completed, Game

33	vs. Atlanta 10/13/85
31	vs. Kansas City 9/27/81
	vs. Denver 11/20/83

Fewest Passes Completed, Game

2	vs. L.A. Rams 11/4/79
4	vs. L.A. Raiders 10/16/83
5	vs. New England 10/9/77

Most Passes Completed, Both Teams, Game

56	Seattle (22) vs. San Diego (34) 9/15/85
54	Seattle (25) vs. San Diego (29) 10/9/83
52	Seattle (25) vs. N.Y. Jets (27) 11/2/86

Fewest Passes Completed, Both Teams, Game

14	Seattle (5) vs. New England (9) 10/9/77
	Seattle (9) vs. New England (5) 12/4/88
17	Seattle (10) vs. Cleveland (7) 12/18/77

YARDS GAINED**Most Net Yards Gained, Passing, Season**

3590	1979
3427	1981
3423	1984

Fewest Net Yards Gained, Passing, Season

1778	1992
1799	1982 (9 Games)
2328	1977

Most Net Yards Gained, Passing, Game

406	vs. Denver 11/25/84
391	vs. New Orleans 11/18/79
389	vs. L.A. Raiders 12/18/88

Fewest Net Yards, Gained Passing, Game

-30	vs. L.A. Rams 11/4/79
2	vs. L.A. Raiders 10/16/83
24	at Dallas 10/11/92
	vs. Philadelphia 12/13/92 (OT)

TIMES SACKED**Most Times Sacked, Season**

67	1992
53	1985
51	1980

Fewest Times Sacked, Season

21	1977
23	1979
28	1976

Most Times Sacked, Game

9	vs. Kansas City 11/11/90
8	vs. Cleveland 9/12/82
	vs. Dallas 12/4/83
	at Denver 12/20/92

COMPLETION PERCENTAGE**Highest Completion Percentage, Season**

59.42	1991 (488-290)
59.16	1986 (453-268)
59.15	1990 (448-265)

Lowest Completion Percentage, Season

45.22	1977 (387-175)
47.71	1976 (480-229)
48.32	1992 (476-230)

TOUCHDOWNS**Most Touchdowns, Passing, Season**

32	1984
31	1987
28	1985

Fewest Touchdowns, Passing, Season

9	1982 (9 Games)
	1992
13	1976
	1993

Most Touchdowns, Passing, Game

5	vs. Detroit 12/2/84
	vs. San Diego 9/15/85
	vs. L.A. Raiders 11/28/88

Most Touchdowns, Passing, Both Teams, Game

10	Seattle (5) vs. San Diego (5) 9/15/85
7	5 Times
	(Last: Seattle [3] vs. Phoenix [4] 9/17/89)

FLORES VERSUS 1994 OPPONENTS**(Regular Season Games Only)**

Team	W	L	T	Pct
Cincinnati.....	3	3	0	.500
Cleveland	4	1	0	.800
Denver	10	11	0	.476
Houston	3	3	0	.500
Indianapolis	1	1	0	.500
Kansas City	9	12	0	.429
L.A. Raiders.....	0	4	0	.000
Pittsburgh	3	2	0	.600
San Diego	12	10	0	.545
Tampa Bay	1	0	0	1.000
Washington	1	2	0	.333

PASSES HAD INTERCEPTED

Most Passes Had Intercepted, Season

32	1977
30	1976
26	1984, 1991

Fewest Passes Had Intercepted, Season

13	1982 (9 Games)
14	1986
15	1981

Most Passes Had Intercepted, Game

6	vs. Detroit 10/24/76
	vs. Kansas City 12/9/84
5	2 Times
	(Last: vs. Kansas City 9/29/85)

PUNTING

Most Punts, Season

108	1992
95	1984
91	1985, 1993

Fewest Punts, Season

49	1982 (9 Games)
61	1987
64	1977

Most Punts, Game

12	vs. Denver 11/28/93
11	3 Times
	(Last: vs. Philadelphia 12/13/92 [OT])

Fewest Punts, Game

1	8 Times
	(Last: vs. Detroit 12/30/90)

AVERAGE YARDAGE

Highest Average Distance, Punting, Season

44.07	1992 (108-4,760)
44.03	1993 (91-4,007)
40.83	1988 (70-2,858)

Lowest Average Distance, Punting, Season

36.89	1978 (69-2,543)
37.40	1976 (82-3,067)
37.55	1984 (95-3,567)

HAD BLOCKED

Most Punts Had Blocked, Season

3	1979
2	1980, 1977

Most Punts Had Blocked, Game

2	vs. Kansas City 9/30/79
1	8 Times
	(Last: at Kansas City 1/2/94)

Most Consecutive Punts Without A Block

612	1980-88
434	1989-93
110	1977-79

INSIDE THE 20

Most Punts Inside the Opponents' 20 Yard Line, Season

29	1992
25	1983
24	1984

Fewest Punts Inside the Opponents' 20 Yard Line, Season

9	1982 (9 Games)
10	1986
11	1977, 1979, 1991

Most Punts Inside the Opponents' 20 Yard Line, Game

5	vs. New England 12/18/83
	vs. Denver 11/30/92 (OT)
4	4 Times
	(Last: at New England 9/20/92)

PUNT RETURNS

Most Punt Returns, Season

53	1985
44	1984
41	1981

Fewest Punt Returns, Season

21	1982 (9 Games)
30	1989
31	1977

Most Punt Returns, Game

7	vs. Tampa Bay 10/17/76
	vs. N.Y. Jets 11/13/77
6	3 Times
	(Last: vs. L.A. Raiders 12/8/86)

Fewest Punt Returns, Game

0	22 Times
	(Last: at Houston 11/7/93)

FAIR CATCHES

Most Fair Catches, Season

27	1992
20	1991
17	1989

Fewest Fair Catches, Season

4	1977
5	1978
6	4 Times
	(Last: 1983)

Most Fair Catches, Game

5	4 Times
	(Last: vs. Denver 11/30/92 [OT])

YARDS GAINED

Most Yards, Punt Returns, Season

484	1984
483	1985
457	1986

Fewest Yards, Punt Returns, Season

217	1977
228	1982 (9 Games)
246	1976

Most Yards, Punt Returns, Game

103	vs. Philadelphia 11/23/86
101	vs. Pittsburgh 9/7/86
96	vs. L.A. Raiders 10/16/83

Fewest Yards, Punt Returns, Game

-2	vs. Washington 9/19/76
	at N.Y. Giants 10/25/92
0	22 Times
	(Last: vs. San Diego 11/10/91)

AVERAGE YARDS RETURNING PUNTS

Highest Average, Punt Returns, Season

11.72	1986 (39-457)
11.00	1984 (44-484)
10.86	1982 (21-228) (9 Games)

Lowest Average, Punt Returns, Season

6.31	1976 (39-246)
7.00	1977 (31-217)
7.45	1992 (38-283)

TOUCHDOWNS RETURNING PUNTS

Most Touchdowns, Punt Returns, Season

1	5 Times (Last: 1991)
---	-------------------------

Most Touchdowns, Punt Returns, Game

1	5 Times (Last: vs. Indianapolis 9/29/91)
---	---------------------------------------------

KICKOFF RETURNS

Most Kickoff Returns, Season

79	1976
73	1977
	1980

Fewest Kickoff Returns, Season

29	1982 (9 Games)
50	1990, 1992, 1993

Most Kickoff Returns, Game

9	vs. New Orleans 11/21/76 vs. Kansas City 11/27/83 (OT)
8	9 Times (Last: vs. Denver 11/26/89)

Fewest Kickoff Returns, Game

0	4 Times (Last: at Detroit 10/17/93)
---	----------------------------------------

YARDS GAINED

Most Yards, Kickoff Returns, Season

1605	1976
1575	1983
1510	1978

Fewest Yards, Kickoff Returns, Season

544	1982 (9 Games)
885	1992
985	1990

Most Yards, Kickoff Returns, Game

251	vs. New Orleans 11/21/76
209	vs. Kansas City 11/27/83 (OT)
204	vs. San Diego 12/10/78

Fewest Yards, Kickoff Returns, Game

0	4 Times (Last: at Detroit 10/17/93)
---	----------------------------------------

AVERAGE YARDAGE

Highest Average, Kickoff Returns, Season

22.54	1978 (67-1,510)
22.18	1983 (71-1,575)
21.81	1988 (62-1,352)

Lowest Average, Kickoff Returns, Season

17.70	1992 (50-885)
18.52	1981 (69-1,278)
18.62	1993 (50-931)

TOUCHDOWNS

Most Touchdowns, Kickoff Returns, Season

1	2 Times (Last: 1989)
---	-------------------------

Most Touchdowns, Kickoff Returns, Game

1	vs. St. Louis 11/13/83 vs. Kansas City 10/8/89
---	---------------------------------------------------

FUMBLES

Most Fumbles, Season

43	1989
41	1981
38	1980

Fewest Fumbles, Season

21	1982 (9 Games)
24	1984
25	1993

Most Fumbles, Game

8	vs. Houston 11/20/77 vs. Kansas City 11/5/89
7	vs. Denver 11/20/83

Fewest Fumbles, Game

0	29 Times (Last: vs. Pittsburgh 12/26/93)
---	---------------------------------------------

FUMBLES LOST

Most Fumbles Lost, Season

23	1981
20	1983
19	1978

Fewest Fumbles Lost, Season

11	1982 (9 Games)
13	1977, 1984, 1986

Most Fumbles Lost, Game

5	vs. Green Bay 10/15/78 vs. Denver 12/13/81
4	4 Times (Last: vs. Kansas City 11/5/89)

Fewest Fumbles Lost, Game

0	86 Times (Last: vs. Pittsburgh 12/26/93)
---	---------------------------------------------

FUMBLES RECOVERED

Most Fumbles Recovered, Season, Own and Opponents

44	1983 (16 own, 28 opp)
42	1989 (29 own, 13 opp)
41	1981 (14 own, 27 opp)

Fewest Fumbles Recovered, Season, Own and Opponents

- 19 1982 (10 own, 9 opp)
(9 Games)
- 21 1977 (10 own, 11 opp)
1986 (7 own, 14 opp)

Most Fumbles Recovered, Game, Own and Opponents

- 8 vs. Cleveland 12/20/81
(1 own, 7 opp)
- 7 vs. Chicago 12/20/87
(4 own, 3 opp)
vs. San Diego 11/25/90
(4 own, 3 opp)

Most Own Fumbles Recovered, Season

- 29 1989
- 22 1980
- 18 1992

Fewest Own Fumbles Recovered, Season

- 7 1986
- 8 1984
- 9 1976, 1991

Most Opponents Fumbles Recovered, Season

- 28 1983
- 27 1981
- 25 1984

Fewest Opponents Fumbles Recovered, Season

- 9 1982 (9 Games)
- 11 1977, 1980

Most Opponents Fumbles Recovered, Game

- 7 vs. Cleveland 12/20/81
- 5 vs. L.A. Raiders 10/16/83
vs. Cleveland 11/14/93

TOUCHDOWNS**Most Touchdowns, Fumbles Recovered, Season, Own and Opponents**

- 2 1981 (2 opp)
1983 (2 opp)
1993 (2 opp)

Most Touchdowns, Opponents Fumbles Recovered, Season

- 2 1981, 1983, 1993

Most Touchdowns, Fumbles Recovered, Game, Own and Opponents

- 1 14 Times
(Last: vs. Cleveland
11/14/93 [opp])

TURNOVERS

(Number of times losing the ball on interceptions and fumbles.)

Most Turnovers, Season

- 48 1976 (30 ints, 18 fums)
- 45 1977 (32 ints, 13 fums)
- 43 1991 (26 ints, 17 fums)

Fewest Turnovers, Season

- 24 1982 (13 ints, 11 fums)
(9 Games)
- 27 1986 (14 ints, 13 fums)
- 31 1993 (18 ints, 13 fums)

Most Turnovers, Game

- 8 vs. Detroit 10/24/76
(6 ints, 2 fums)
vs. Denver 11/20/83
(4 ints, 4 fums)
- 7 2 Times
(Last: vs. Kansas City
9/29/85 [5 ints, 2 fums])

Most Turnovers, Both Teams, Game

- 14 Seattle (4) vs. Cleveland
(10) 12/20/81
- 11 Seattle (7) vs. Kansas
City (4) 9/29/85
- 10 7 Times
(Last: Seattle [5] vs.
Green Bay [5] 11/15/87)

Fewest Turnovers, Both Teams, Game

- 1 8 Times
(Last: Seattle [0] vs.
Denver [1] 12/11/88)

PENALTIES**Fewest Penalties, Season**

- 59 1982 (9 Games)
- 76 1977
- 79 1987, 1989

Most Penalties, Season

- 129 1984
- 111 1992
- 109 1980

Fewest Penalties, Game

- 0 vs. Pittsburgh 12/6/87
- 1 vs. St. Louis 9/12/76
vs. L.A. Raiders 12/18/88

Most Penalties, Game

- 17 vs. Green Bay 10/21/84
- 15 vs. Tampa Bay 10/17/76
vs. San Diego 10/9/83

Fewest Penalties, Both Teams, Game

- 5 Seattle (3) vs. Detroit (2)
12/2/84
Seattle (5) vs. New
Orleans (0) 11/10/85
Seattle (3) vs. Kansas
City (2) 12/1/91

Most Penalties, Both Teams, Game

- 35 Seattle (15) vs. Tampa
Bay (20) 10/17/76
- 28 Seattle (17) vs. Green
Bay (11) 10/21/84
- 24 Seattle (10) vs. L.A.
Raiders (14) 11/3/85

YARDS PENALIZED**Fewest Yards Penalized, Season**

- 523 1982 (9 Games)
- 666 1977
- 668 1987

Most Yards Penalized, Season

- 1,179 1984
- 918 1992
- 903 1979

Fewest Yards Penalized, Game

- 0 vs. Pittsburgh 12/6/87
- 10 vs. L.A. Raiders 12/18/88
vs. Kansas City 11/5/89

Most Yards Penalized, Game

145	vs. Denver 12/8/79
128	vs. Green Bay 10/21/84
126	vs. Minnesota 9/30/84

Fewest Yards Penalized, Both Teams, Game

27	Seattle (20) vs. Kansas City (7) 12/1/91
30	Seattle (20) vs. Detroit (10) 12/2/84
34	Seattle (10) vs. L.A. Raiders (24) 12/18/88

Most Yards Penalized, Both Teams, Game

310	Seattle (120) vs. Tampa Bay (190) 10/17/76
273	Seattle (145) vs. Denver (128) 12/8/79
236	Seattle (45) vs. Philadelphia (191) 12/13/92 (OT)

TIME OF POSSESSION

Highest Average Time of Possession, Season

30:47	1990
30:46	1984
30:35	1987

Lowest Average Time of Possession, Season

28:04	1982
28:38	1988
29:01	1992

Highest Time of Possession, Game

41:35	vs. San Diego 11/22/87
40:21	vs. Denver 10/22/89 (OT)
39:55	vs. Pittsburgh 10/20/91

Lowest Time of Possession, Game

14:28	vs. L.A. Rams 11/4/79
17:10	vs. San Francisco 9/25/88
17:58	vs. New England 12/19/82

DEFENSIVE RECORDS

SCORING

Fewest Points Allowed, Season

147	1982 (9 Games)
261	1991
282	1984

Most Points Allowed, Season

429	1976
408	1980
397	1983

Fewest Points Allowed, Game

0	8 Times
	(Last: vs. L. A. Raiders 12/8/86)

Most Points Allowed, Game

51	vs. New Orleans 11/21/76
	vs. Dallas 11/27/80
48	vs. Kansas City 11/27/83 (OT)

Fewest Touchdowns Allowed, Season

18	1982 (9 Games)
25	1991
32	1990, 1992, 1993

Most Touchdowns Allowed, Season

53	1976
48	1983
47	1980

Fewest Touchdowns Allowed, Game

0	23 Times
	(Last: vs. Pittsburgh 12/26/93)

Most Touchdowns Allowed, Game

7	vs. Dallas 11/27/80
	vs. Kansas City 11/27/83
6	4 Times
	(Last: vs. Green Bay 10/15/78)

FIRST DOWNS

Fewest First Downs Allowed, Season

167	1982 (9 Games)
247	1992
263	1991

Most First Downs Allowed, Season

371	1981
351	1983
350	1979

Fewest First Downs Allowed, Game

6	vs. San Diego 11/22/87
8	at N.Y. Jets 11/13/77
9	vs. Pittsburgh 9/7/86
	vs. Indianapolis 9/29/91

Most First Downs Allowed, Game

32	at San Diego 9/15/85
31	at Chicago 12/20/87
30	at Denver 9/23/90 (OT)

Fewest First Downs Allowed, Rushing, Season


86	1982 (9 Games)
	1990
90	1985

Most First Downs Allowed, Rushing, Season

175	1981
166	1976
153	1978

Fewest First Downs Allowed, Rushing, Game

0	at Green Bay 12/9/90
1	4 Times
	(Last: vs. Indianapolis 9/29/91)



**Most First Downs Allowed,
Rushing, Game**

- 19 vs. New Orleans 11/21/76
- 18 3 Times
(Last: at Kansas City
11/22/81)

**Fewest First Downs Allowed,
Passing, Season**

- 68 1982 (9 Games)
- 125 1977
- 129 1992

**Most First Downs Allowed,
Passing, Season**

- 195 1983
- 193 1993
- 192 1986

**Fewest First Downs Allowed,
Passing, Game**

- 2 vs. Kansas City 12/17/78
- vs. Oakland 11/17/80
- vs. Cleveland 11/14/93

**Most First Downs Allowed,
Passing, Game**

- 27 at San Diego 9/15/85
- 20 at Oakland 12/16/79
- 19 2 Times
(Last: at Houston
11/7/93)

**Fewest First Downs Allowed,
Penalty, Season**

- 12 1991
- 13 1982 (9 Games)
- 16 1987, 1988, 1989

**Most First Downs Allowed,
Penalty, Season**

- 33 1979
- 29 1984
- 28 1983

**Most First Downs Allowed,
Penalty, Game**

- 5 vs. Minnesota 9/30/84
- 4 10 Times
(Last: vs. Denver
12/23/90)

OFFENSIVE PLAYS

**Fewest Opponents' Plays
Allowed, Season**

- 600 1982 (9 Games)
- 950 1990
- 954 1987

**Most Opponents' Plays Allowed,
Season**

- 1126 1981
- 1085 1993
- 1078 1979

**Fewest Opponents' Plays
Allowed, Game**

- 39 vs. San Diego 11/22/87
- 41 vs. Pittsburgh 10/20/91
- 43 vs. L.A. Raiders 9/16/90

**Most Opponents' Plays Allowed,
Game**

- 95 vs. L.A. Rams 11/4/79
- vs. Philadelphia 12/13/92
(OT)
- 88 vs. Denver 10/29/78 (OT)

**Fewest Opponents' Plays
Allowed, Rushing, Season**

- 337 1982 (9 Games)
- 413 1990
- 435 1991

**Most Opponents' Plays Allowed,
Rushing, Season**

- 614 1976
- 596 1977
- 588 1981

**Fewest Opponents' Plays
Allowed, Rushing, Game**

- 10 vs. Green Bay 12/9/90
- 12 vs. San Diego 11/22/87
- 13 3 Times
(Last: vs. Indianapolis
9/29/91)

**Most Opponents' Plays Allowed,
Rushing, Game**

- 63 vs. L.A. Rams 11/4/79
- 61 vs. Cincinnati 10/11/87
- 60 2 Times
(Last: vs. Pittsburgh
10/23/83)

**Fewest Opponents' Plays
Allowed, Passing, Season**

- 253 1982 (9 Games)
- 367 1977
- 394 1976

**Most Opponents' Plays Allowed,
Passing, Season**

- 633 1993
- 582 1986
- 576 1984

**Fewest Opponents' Attempts
Allowed, Passing, Game**

- 9 at N.Y. Giants 10/25/92
- 10 vs. New England 12/4/88
- 11 vs. Cincinnati 10/11/87

**Most Opponents' Attempts
Allowed, Passing, Game**

- 59 vs. Kansas City 9/11/88
- 55 vs. Kansas City 11/4/84
at Houston 11/7/93

NET YARDS ALLOWED RUSHING AND PASSING

Fewest Yards Allowed, Season

2794	1982 (9 Games)
4583	1992
4606	1990

Most Yards Allowed, Season

6029	1983
5940	1981
5834	1979

Fewest Yards Allowed, Game

120	vs. Cleveland 9/3/84
124	vs. N.Y. Jets 11/13/77
137	vs. Indianapolis 9/29/91

Most Net Yards Allowed, Game

580	vs. San Francisco 9/25/88
557	vs. San Diego 9/15/85
553	vs. N.Y. Jets 11/2/86

RUSHING

Fewest Yards Allowed, Rushing, Season

1461	1982 (9 Games)
1606	1990
1660	1993

Most Yards Allowed Rushing, Season

2881	1976
2806	1981
2517	1978

Fewest Yards Allowed, Rushing, Game

13	vs. Green Bay 12/9/90
17	vs. San Diego 11/22/87
30	at Cincinnati 9/26/93

Most Yards Allowed, Rushing, Game

356	vs. L.A. Raiders 11/30/87
303	vs. L.A. Rams 11/4/79
281	vs. St. Louis 9/12/76

Fewest Touchdowns Allowed, Rushing, Season

4	1991
7	1990
11	1984, 1989

Most Touchdowns Allowed, Rushing, Season

23	1979
21	1977
20	1976, 1978, 1981

Most Touchdowns Allowed, Rushing, Game

4	3 Times
	(Last: vs. Dallas 11/27/80)

PASSING

Fewest Net Yards Allowed, Passing, Season

1333	1982 (9 Games)
2333	1977
2524	1976

Most Net Yards Allowed, Passing, Season

3831	1983
3653	1993
3582	1986

Fewest Net Yards Allowed, Passing, Game

15	vs. Kansas City 9/30/79
25	vs. N.Y. Jets 11/13/77
35	vs. New England 12/4/88

Most Net Yards Allowed, Passing, Game

494	vs. San Diego 9/15/85
427	vs. N.Y. Jets 11/2/86
405	vs. Phoenix 12/19/93 (OT)

Fewest Touchdowns Allowed, Passing, Season

4	1982 (9 Games)
11	1992
16	1993

Most Touchdowns Allowed, Passing, Season

33	1983
28	1980
27	1976

Most Touchdowns Allowed, Passing, Game

5	vs. San Diego 9/15/85
	vs. San Francisco 9/25/88
4	10 Times
	(Last: vs. Denver 11/26/89)

SACKS

Most Sacks, Season

61	1985
55	1984
47	1986

Fewest Sacks, Season

17	1982 (9 Games)
18	1977
25	1978

Most Sacks, Game

11	vs. L.A. Raiders 12/8/86
9	vs. Philadelphia 11/23/86
8	2 Times
	(Last: vs. New Orleans 11/10/85)

Most Opponents' Yards Lost Attempting to Pass, Season

464	1985
398	1984
351	1983

Fewest Opponents' Yards Lost Attempting to Pass, Season

131	1977
135	1982 (9 Games)
170	1980

Most Opponents Yards Lost Attempting to Pass, Game

68	vs. L.A. Raiders 12/8/86
65	vs. L.A. Raiders 10/16/83
62	vs. Oakland 11/29/81

INTERCEPTIONS

Most Seasons Leading League

1	1984
---	------

Most Passes Intercepted By, Season

38 1984
26 1983
25 1977

Fewest Passes Intercepted By, Season

9 1989
12 1990
13 1982 (9 Games)

Most Passes Intercepted By, Game

6 vs. Kansas City 11/4/84
5 vs. Houston 10/5/80
at Pittsburgh 12/6/92

Most Consecutive Games, One or More Interceptions By

17 1983-84
11 1993
8 1990-91

Most Yards, Returning Interceptions, Season

697 1984
(3rd in NFL history)
397 1981
356 1977

Fewest Yards Returning Interceptions, Season

57 1989
95 1980
160 1982 (9 Games)

Most Yards Returning Interceptions, Game

325 vs. Kansas City 11/4/84
(NFL record)
146 vs. Cincinnati 9/25/77
125 vs. Cleveland 12/20/81

Most Touchdowns Returning Interceptions, Season

7 1982
(2nd in NFL history)
3 1981, 1985

Most Touchdowns Returning Interceptions, Game

4 vs. Kansas City 11/4/84
(NFL record)
2 vs. Chicago 9/23/83
1 18 Times
(Last: vs. L.A. Raiders
10/13/91)

Most Touchdowns Returning Interceptions, Both Teams, Game

4 Seattle (4) vs. Kansas
City (0) 11/4/84
(NFL record)

2 6 Times

(Last: Seattle [1] vs. New
Orleans [1] 9/1/91)

PUNTING**Most Opponent Punts, Season**

97 1985
96 1992
83 1984

Fewest Opponent Punts, Season

50 1982 (9 games)
54 1977
55 1981

Most Opponent Punts, Game

11 at Denver 10/25/85 (OT)
vs. Denver 11/30/92 (OT)
10 2 Times
(Last: vs. Philadelphia
12/13/92 [OT])

Fewest Opponent Punts, Game

0 at Oakland 12/16/79
1 14 Times
(Last: vs. Kansas City
12/1/91)

AVERAGE YARDAGE**Highest Opponent Average****Distance, Punting, Season**

42.49 1981 (55-2337)
42.09 1988 (66-2778)
42.07 1985 (97-4081)

Lowest Opponent Average**Distance, Punting, Season**

35.0 1976 (65-2275)
35.9 1977 (54-2507)
36.2 1990 (77-3225)

Highest Opponent Average**Distance, Punting, Game (Min.3 punts)**

56.6 at Denver 11/25/84
(5-283)
53.0 vs. Pittsburgh 11/8/81
(3-156)
50.5 at San Diego 9/18/88
(4-202)

Lowest Opponent Average**Distance, Punting, Game (Min.3 punts)**

17.0 vs. Buffalo 10/14/84
(4-69)
24.0 vs. San Diego 9/4/78
(4-72)

ALL-TIME COACHING RECORDS

	Regular Season				Postseason		
	W	L	T	Pct	W	L	Pct
*Jack Patera (1976-82)	35	59	0	.372	—	—	—
Mike McCormack (1982)	4	3	0	.571	—	—	—
Chuck Knox (1983-91)	80	63	0	.559	3	4	.429
Tom Flores (1992-93)	8	24	0	.250	—	—	—
Totals (1976-92).....	127	149	0	.460	3	4	.429

* Patera was fired after two games of the 1982 season and replaced by McCormack.

vs. Philadelphia 11/2/80
(3-72)

HAD BLOCKED

Most Opponent Punts Blocked, Season

- 4 1984, 1986
- 2 1980, 1985

Most Opponent Punts Blocked, Game

- 2 vs. Buffalo 10/14/84
at New England 9/21/86
- 1 15 Times
(Last: at Pittsburgh
10/20/91)

Most Consecutive Opponent Punts Without A Block

- 258 1987-91
- 211 1991-93 (Current)
- 207 1980-84

INSIDE THE 20

Most Opponent Punts Inside the Opponents' 20 Yard Line, Season

- 23 1992
- 22 1985, 1990
- 21 1989

Fewest Opponent Punts Inside the Opponents' 20 Yard Line, Season

- 10 1976
1982 (9 games)
- 11 1977

Most Opponent Punts Inside the Opponents' 20 Yard Line, Game

- 4 8 Times
(Last: Jeff Feagles,
Philadelphia 12/13/92
[OT])

PUNT RETURNS

Fewest Opponents Punt Returns, Season

- 19 1982 (9 Games)
- 29 1990
- 32 1984, 1987

Most Opponents Punt Returns, Season

- 56 1976
1992
- 47 1985, 1993

Fewest Yards Allowed, Punt Returns, Season

- 69 1982 (9 Games)
- 153 1981
- 185 1983

Most Yards Allowed, Punt Returns, Season

- 534 1976
- 476 1980
- 475 1993

Fewest Yards Allowed, Punt Returns, Game

- 12 vs. L.A. Rams 10/23/88
- 4 vs. Denver 11/30/92 (OT)
- 3 vs. Chicago 12/12/82
12/8/91)

Most Yards Allowed, Punt Returns, Game

- 110 at L.A. Raiders 12/12/93

100 vs. Kansas City 11/22/92
98 vs. N.Y. Giants 11/19/89

Most Seasons Leading League, Lowest Average Allowed, Punt Returns

- 1 1981, 1983, 1988

Lowest Average Allowed, Punt Returns, Season

- 3.63 1982 (19-69)(9 Games)
- 4.64 1981 (33-153)(Led NFL)
- 5.14 1983 (36-185)(Led NFL)

Highest Average Allowed, Punt Returns, Season

- 11.33 1980 (42-476)
- 10.11 1993 (47-475)
- 10.08 1978 (36-363)

Longest Return Allowed, Game

- 95 vs. N.Y. Jets 11/9/87 (TD)
- 86 vs. Kansas City 11/22/92
(TD)
- 74 at L.A. Raiders 12/12/93
(TD)

Most Touchdowns Allowed, Punt Returns, Season

- 2 1990
- 1 4 Times (Last: 1992)

Most Touchdowns Allowed, Punt Return, Game

- 1 6 Times
(Last: vs. Kansas City
11/22/92 [86 yards])

KICKOFF RETURNS

Fewest Opponent Kickoff Returns, Season

- 24 1982 (9 Games)
- 36 1992
- 44 1989

Most Opponent Kickoff Returns, Season

- 70 1979
- 67 1981, 1984, 1987

Fewest Opponent Kickoff Returns, Game

- 0 7 Times
(Last: vs. Denver
11/28/93)

Most Opponent Kickoff Returns, Game

- 10 vs. Kansas City 9/20/87
- 9 3 Times
(Last: vs. San Diego
11/16/81)

Fewest Yards Allowed, Kickoff Returns, Season

- 361 1982 (9 Games)
- 686 1992
- 814 1989

Most Yards Allowed, Kickoff Returns, Season

- 1379 1987
- 1328 1978
- 1240 1977

Fewest Yards Allowed, Kickoff Returns, Game

- 0 6 Times
(Last: at Denver 11/28/93)

Most Yards Allowed, Kickoff Returns, Game

230 vs. Kansas City 9/20/87
217 vs. Buffalo 10/30/77
178 2 Times
(Last: vs. L.A. Raiders
11/28/88)

Most Seasons Leading League, Lowest Average Allowed, Kickoff Returns

1982, 1983

Lowest Average Allowed, Kickoff Returns, Season

15.04 1982 (24-36)(Led NFL)
(9 Games)
16.14 1983 (59-952)(Led NFL)
16.66 1984 (67-1,116)

Highest Average Allowed, Kickoff Returns, Season

24.80 1977 (50-1,240)
22.63 1976 (46-1,041)
20.58 1987 (67-1,379)

Longest Return Allowed, Game

95 vs. Green Bay 11/15/78
(TD)
vs. L.A. Raiders 11/28/88
at Detroit 10/19/93 (TD)

Most Touchdowns Allowed, Kickoff Returns, Season

1 1978, 1987, 1993

Most Touchdowns Allowed, Kickoff Returns, Game

1 vs. Green Bay 11/15/78
(95 yards)
at Kansas City 12/27/87
(92 yards)
at Detroit 10/19/93
(95 yards)

FUMBLES

Fewest Opponent Fumbles, Season

18 1982 (9 Games)
20 1977
23 1976, 1993

Most Opponent Fumbles, Season

47 1984
44 1983
43 1981

Most Opponent Fumbles, Game

9 vs. Cleveland 12/20/81
7 3 Times
(Last: vs. Cincinnati
10/11/87)

TURNOVERS

(Number of times taking ball from opponent on interceptions and fumbles)

Most Seasons Leading League in Most Turnovers

1 1984

Fewest Opponent Turnovers, Season

22 1982 (13 ints, 9 fums)
(9 Games)
1989 (9 ints, 13 fums)
28 1976 (15 ints, 13 fums)

Most Opponent Turnovers, Season

63 1984 (38 ints, 25 fums)
(2nd in NFL history)
54 1983 (26 ints, 28 fums)
48 1981 (21 ints, 27 fums)

Most Opponent Turnovers, Game

10 vs. Cleveland 12/20/81
(3 ints, 7 fums)
8 2 Times
(Last: vs. San Diego
9/9/84 [4 ints, 4 fums])

TIME OF POSSESSION

Lowest Average Time of Possession Allowed, Season

29:13 1990
29:14 1984
29:25 1987

Highest Average Time of Possession Allowed, Season

31:56 1982 (9 Games)
31:22 1988
30:59 1992

Least Time of Possession Allowed, Game

18:25 vs. San Diego 11/22/87
20:05 vs. Pittsburgh 10/20/91
20:56 vs. San Diego 9/18/83

Most Time of Possession Allowed, Game

46:47 vs. Philadelphia 12/13/92
(OT)
45:32 vs. L.A. Rams 11/4/79
42:50 vs. San Francisco 9/25/88



OPPONENT INDIVIDUAL RECORDS

SCORING

POINTS

Most Points, Game

- 24 Terdell Middleton, Green Bay, at Milwaukee 10/15/78 (4 TDs)
- Roy Green, at St. Louis 11/13/83 (4 TDs)
- 20 Joe Danelo, N.Y. Giants 10/18/81 (6 FGs, 2 PATs)

TOUCHDOWNS

Most Touchdowns, Game

- 4 Terdell Middleton, Green Bay, at Milwaukee 10/15/78 (4 Rush)
- Roy Green, at St. Louis 11/13/83 (4 Rec)
- 3 Eric Dickerson, L.A. Rams 9/23/85 (3 Rush)
- Bo Jackson, L.A. Raiders 11/30/87 (2 Rush, 1 Rec)

POINTS AFTER TOUCHDOWN

Most Points After Touchdown Attempted, Game

- 7 Rafael Septien, at Dallas 11/27/80
- 6 5 Times (Last: Nick Lowery, Kansas City 11/27/83)

Most Points After Touchdown, Game

- 7 Rafael Septien, at Dallas 11/27/80 (7 attempts)
- 6 4 Times (Last: Chester Marcol, Green Bay, at Milwaukee 10/15/78 [6 attempts])

Most Points After Touchdown, No Misses, Game

- 7 Rafael Septien, at Dallas 11/27/80
- 6 4 Times (Last: Chester Marcol, Green Bay, at Milwaukee 10/15/78)

FIELD GOALS

Most Field Goals Attempted, Game

- 6 Joe Danelo, N.Y. Giants 10/18/81
- John Carney, at San Diego 9/5/93
- 5 5 Times (Last: Rich Karlis, at Denver 10/20/85)

Most Field Goals, Game

- 6 Joe Danelo, N.Y. Giants 10/18/81
- John Carney, at San Diego 9/5/93
- 5 Rich Karlis, at Denver 11/20/83

Most Field Goals, One Quarter

- 3 Rich Karlis, at Denver 11/20/83 (4th)
- Al Del Greco, at Houston 11/7/93 (2nd)
- 2 40 Times (Last: Greg Davis, Phoenix 12/19/93 [4th])

Longest Field Goal

- 57 Nick Lowery, at Kansas City 9/14/80
- Steve Cox, at Washington 9/28/86
- 55 Fred Steinfort, Denver 12/21/80

Longest Field Goal Attempted

- 61 Ali Haji-Sheikh, at N.Y. Giants 12/11/83
- 57 3 Times (Last: Kevin Butler, at Chicago 9/9/90)

Most Field Goals, No Misses, Game

- 6 Joe Danelo, N.Y. Giants 10/18/81
- John Carney, at San Diego 9/5/93
- 5 Rich Karlis, at Denver 11/20/83

Most Field Goals, 50 or More Yards, Game

- 2 By 4 Players (Last: Greg Davis, Phoenix 12/19/93 [OT])

SAFETIES

Most Safeties, Game

- 1 21 Times (Last: Anthony Pleasant, Cleveland 11/14/93)

RUSHING

ATTEMPTS

Most Attempts, Game

- 39 Earl Campbell, at Houston 10/11/81
- 37 Christian Okoye, at Kansas City 11/5/89
- 33 Barry Foster, at Pittsburgh 12/6/92

YARDS GAINED

Most Yards Gained, Game

- 221 Bo Jackson, L.A. Raiders
11/30/87
- 186 Earl Campbell, at Houston
10/11/81
- 183 Walter Payton, Chicago
12/5/76

Most Games, 2 or More Players with 100 or More Yards Rushing

- 1 Jim Otis (140) and Terry
Metcalf (113), St. Louis
9/12/76
- Tom Sullivan (121) and
Mike Hogan (104), at
Philadelphia 12/12/76

Longest Run From Scrimmage

- 91 Bo Jackson, L.A. Raiders
11/30/87 (TD)
- 84 Ted McKnight, Kansas City
9/30/79 (TD)
- 73 Chuck Muncie, San Diego
11/16/81 (TD)

AVERAGE GAIN

Highest Average Gain, Game (10 or More Attempts)

- 12.28 Bo Jackson, L.A. Raiders
11/30/87 (18-221)
- 12.25 Ted McKnight, Kansas City
9/30/79 (12-147)
- 11.00 Tony Reed, at Kansas City
12/17/78 (11-121)

TOUCHDOWNS

Most Touchdowns, Game

- 4 Terrell Middleton, Green
Bay, at Milwaukee
10/15/78
- 3 Eric Dickerson, L.A. Rams
9/23/85
- Marcus Allen, Kansas City
12/5/93

PASSING

ATTEMPTS

Most Passes Attempted, Game

- 55 Warren Moon, at Houston
11/7/93
- 53 Steve Beuerlein, Phoenix
12/19/93 (OT)
- 52 By 2 Players
(Last: Jay Schroeder,
L.A. Raiders 10/13/91)

COMPLETIONS

Most Passes Completed, Game

- 36 Warren Moon, at Houston
11/7/93
- 34 Steve Beuerlein, Phoenix
12/19/93 (OT)
- 31 By 2 Players
(Last: Ken Stabler, at
Oakland 12/16/79)

COMPLETION PERCENTAGE

Highest Completion Percentage, Game (Minimum 20 Attempts)

- 83.87 Fran Tarkenton, at

Minnesota 11/14/76
(31-26)

- 81.25 Ken O'Brien, N.Y. Jets
11/2/86 (32-26)
- 80.10 Pat Haden, L.A. Rams
11/4/79 (21-17)

YARDS GAINED

Most Yards Gained, Game

- 440 Dan Fouts, at San Diego
9/15/85
- 432 John Elway, Denver
12/20/85
- 431 By 2 Players
(Last: Steve Beuerlein,
Phoenix 12/19/93 [OT])

Longest Pass Completion

- 92 Marc Wilson, to Marcus
Allen, at L.A. Raiders
10/7/84
- 90 Terry Bradshaw, to Mark
Malone, Pittsburgh
11/8/81 (TD)
- 83 Ken O'Brien, to Wesley
Walker, N.Y. Jets
11/2/86 (TD)

AVERAGE GAIN

Highest Average Gain, Game (20 Attempts)

- 16.26 Marc Wilson, at L.A.
Raiders 10/7/84 (19-309)
- 13.47 Ken O'Brien, N.Y. Jets
11/2/86 (32-431)
- 12.42 Gary Hogeboom, Phoenix
9/17/89 (24-298)

TOUCHDOWNS

Most Touchdown Passes, Game

- 4 8 Times
(Last: John Elway, at
Denver 11/26/89)

HAD INTERCEPTED

Most Passes Had Intercepted, Game

- 5 Ken Stabler, at Houston
10/5/80
- 4 8 Times
(Last: Phil Simms, N.Y.
Giants 10/19/86)

Most Attempts, No Interceptions, Game

- 45 Tony Eason, at New
England 9/21/86
- 43 John Elway, at Denver
10/20/85 (OT)
- 42 John Elway, Denver
12/20/85
- Boomer Esiason, at
Cincinnati 12/10/89

RECEIVING

Most Pass Receptions, Game

- 13 Wes Chandler, at San
Diego 9/15/85
- 12 Gary Clark, Phoenix
12/19/93 (OT)
- 11 Todd Christensen, L.A.
Raiders 10/16/83

YARDS GAINED

Most Yards Gained, Game

- 243 Wes Chandler, at San Diego 9/15/85
- 195 Al Toon, N.Y. Jets 11/2/86
- 173 Marcus Allen, at L.A. Raiders 10/7/84

Longest Pass Reception

- 92 Marcus Allen, from Jim Plunkett, at L.A. Raiders 10/7/84
- 90 Mark Malone, from Terry Bradshaw, Pittsburgh 11/8/81 (TD)
- 83 Wesley Walker, from Ken O'Brien, N.Y. Jets 11/2/86 (TD)

Most Games, 2 or More Players with 100 or More Yards Receiving

- 5 Times
(Last: Eric Green (119) and Dwight Stone (100), Pittsburgh 12/26/93)

AVERAGE PER RECEPTION

Highest Average Per Reception, Game (5 Receptions)

- 34.60 Marcus Allen, at L.A. Raiders 10/7/84 (4-173)
- 32.40 James Lofton, Green Bay, at Milwaukee 10/21/84 (5-162)
- 27.17 Jerry Rice, San Francisco 9/25/88 (6-163)

TOUCHDOWNS

Most Touchdowns, Game

- 4 Roy Green, at St. Louis 11/13/83
- 3 4 Times
(Last: Roy Green, Phoenix 9/17/89)

INTERCEPTIONS

Most Interceptions By, Game

- 4 Deron Cherry, at Kansas City 9/29/85
(Ties NFL Record)
- 3 Tony Greene, Buffalo 10/30/77
- Steve Wilson, at Denver 11/20/83

YARDS RETURNED

Most Yards Returned, Game

- 115 Fred Marion, New England 11/17/85
- 102 Gary Barbaro, at Kansas City 12/11/77
(T3rd in NFL history)
- 93 Levi Johnson, Detroit 10/24/76

Longest Return

- 102 Gary Barbaro, at Kansas City 12/11/77
- 83 Fred Marion, New England 11/17/85
- 82 Carlton Williamson, at San Francisco 11/25/85

TOUCHDOWNS

Most Touchdowns, Game

- 1 28 Times
(Last: Darren Carrington San Diego 12/27/92)

PUNTING

Most Punts, Game

- 11 Chris Norman, at Denver 10/20/85 (OT)
Ruben Rodriguez, Denver 11/30/92 (OT)
- 10 Jeff Gossett, L.A. Raiders 10/18/92
Jeff Feagles, Philadelphia 12/13/92 (OT)

Longest Punt

- 67 David Lee, Baltimore 11/12/78
Brian Hansen, at New England 10/7/90
- 65 Rohn Stark, Indianapolis 9/29/91
John Kidd, at San Diego 10/4/92

AVERAGE YARDAGE

Highest Average Punting, Game (Minimum 4 Punts)

- 50.50 Ralf Mojsiejenko, at San Diego 9/18/88 (4-202)
- 50.00 Ralf Mojsiejenko, at San Diego 12/14/86 (4-200)
- 48.87 Rohn Stark, Indianapolis 9/29/91 (8-359)

INSIDE THE 20

Most Punts Inside the 20, Game

- 4 8 Times
(Last: Jeff Feagles, Philadelphia 12/13/92 [OT])

TOUCHBACKS

Most Touchbacks, Game

- 3 George Roberts, at Miami 9/9/79
Max Runager, at San Francisco 11/25/85
- 2 9 Times (Last: Bryan Barker, at Kansas City 1/2/94)

HAD BLOCKED

Most Punts Had Blocked, Game

- 2 John Kidd, Buffalo 10/14/84
Rich Camarillo, at New England 9/21/86
- 1 14 Times
(Last: Dan Stryzinski, at Pittsburgh 10/20/91)

PUNT RETURNS

Most Punt Returns, Game

- 8 Vai Sikahema, Philadelphia 12/13/92 (OT)
- 7 Rolland Lawrence, Atlanta 11/7/76

Pete Shaw, at N.Y. Giants
12/11/83

Mel Gray, at Detroit
10/17/93 (TD)

FAIR CATCHES

Most Fair Catches, Game

- 6 Greg Pruitt, at L.A. Raiders
10/7/84
- 5 Greg Pruitt, L.A. Raiders
11/12/84
- Emile Harry, at Kansas
City 11/9/86

HIGHEST YARDAGE

Highest Average, Game (Minimum 3 Returns)

- 44.33 Paul Palmer, at Kansas
City 12/27/87 (3-133)
- 35.60 Tim Brown, L.A. Raiders
11/28/88 (5-178)
- 33.67 Glen Young, Cleveland
12/8/85 (3-92)

YARDS GAINED

Most Yards Gained, Game

- 110 Tim Brown, at L.A. Raiders
12/12/93
- 100 Dale Carter, Kansas City
11/22/92
- 98 David Meggett, N.Y. Giants
11/19/89

Longest Punt Return

- 91 JoJo Townsell, N.Y. Jets
11/9/87 (TD)
- 86 Dale Carter, Kansas City
11/22/92 (TD)
- 74 Tim Brown, at L.A. Raiders
12/12/93 (TD)

AVERAGE YARDAGE

Highest Average, Game (Minimum 3 Returns)

- 32.67 David Meggett, at N.Y.
Giants 11/19/89 (3-98)
- 31.67 JoJo Townsell, at N.Y. Jets
11/9/87 (3-95)
- 25.00 Dale Carter, Kansas City
11/22/92 (4-100)

TOUCHDOWNS

- 1 7 Times
(Last: Tim Brown, at L.A.
Raiders 12/12/93)

KICKOFF RETURNS

Most Kickoff Returns, Game

- 9 Paul Palmer, at Kansas
City 9/20/87
- 8 Keith Moody, Buffalo
10/30/77
- 7 By 2 Players
(Last: Johnny Bailey,
Phoenix 12/19/93 [OT])

YARDS GAINED

Most Yards Gained, Game

- 221 Paul Palmer, at Kansas
City 9/20/87
- 185 Keith Moody, Buffalo
10/30/77
- 178 Tim Brown, L.A. Raiders
11/28/88

Longest Kickoff Return

- 95 Steve Odom, Green Bay,
at Milwaukee 10/15/78
(TD)
- Tim Brown, L.A. Raiders
11/28/88

TOUCHDOWNS

Most Touchdowns, Game

- 1 Steve Odom, Green Bay,
at Milwaukee 10/15/78
(95 yds)
- Paul Palmer, at Kansas
City 12/27/87 (92 yds)
- Mel Gray, at Detroit
10/17/93 (95 yds)

COMBINED KICK RETURNS

Most Combined Kick Returns, Game

- 11 Vai Sikahema,
Philadelphia 12/13/92
(OT) (8-P, 3-K)
- 10 Rolland Lawrence, Atlanta
11/7/76 (7-P, 3-K)
- 9 3 Times
(Last: Rod Woodson, at
Pittsburgh 10/20/91 [4-P,
5-K])

YARDS GAINED

Most Yards Returned, Game

- 221 Paul Palmer, Kansas City
9/20/87 (221-K)
- 189 Tim Brown, L.A. Raiders
11/28/88 (11-P, 178-K)
- 185 Keith Moody, Buffalo
10/30/77 (185-K)

TOUCHDOWNS

Most Touchdowns, Game

- 1 10 Times
(Last: Tim Brown, at L.A.
Raiders 12/12/93) (Punt)

COMBINED NET YARDS GAINED

Yards Gained Via Rushing, Receiving, Interception Return, Punt Return, Kickoff Return, and Fumble Return

ATTEMPTS

Most Attempts, Game

- 42 Earl Campbell, at Houston
10/11/81
- 39 Barry Foster, at Pittsburgh
12/6/92
- 37 Ottis Anderson, at St.
Louis 11/13/83

YARDS GAINED

Most Yards Gained, Game

- 306 Tim Brown, L.A. Raiders
11/28/88
- 290 Lionel James, at San
Diego 9/15/85
- 243 Wes Chandler, at San
Diego 9/15/85

TACKLES

Most Tackles, Game

- 19 Randy Gradishar, Denver
10/29/78
- 16 5 Times
(Last: Dino Hackett, at
Kansas City 9/20/87)

SACKS

Most Sacks, Game

- 7.0 Derrick Thomas, at Kansas
City 11/11/90
(NFL record)
- 4.0 By 3 Players
(Last: Anthony Smith,
L.A. Raiders 9/12/93)

FORCED FUMBLES

Most Forced Fumbles, Game

- 2 13 Times
(Last: Lonnie Marts, at
Kansas City 1/2/94)

FUMBLES

Most Fumbles, Game

- 5 Dave Walter, Cincinnati
10/11/87
- 4 3 Times
(Last: Paul McDonald,
Cleveland 12/20/81)

Most Own Fumbles Recovered, Game

- 2 12 Times
(Last: John Elway,
Denver 11/28/93)

Most Opponents' Fumbles Recovered, Game

- 2 8 Times
(Last: Tim Newton, at
Kansas City 1/2/94)

Longest Fumble Return

- 86 Derrick Thomas, Kansas
City 12/5/93 (TD)

75 Ray Bentley, Cincinnati
9/6/92 (TD)

46 Lucius Sanford, Buffalo
10/14/84 (TD)

TOUCHDOWNS

Most Touchdowns, Game (Opponents' Recovered)

- 1 15 Times
(Last: 86 yards, Derrick
Thomas, Kansas City
12/5/93)

Most Touchdowns, Game (Own Recovered)

- 1 Tim Brown, at L.A. Raiders
12/18/88

BLOCKED KICKS

Most Blocked Punts, Game

- 1 8 Times
(Last: Albert Lewis, at
Kansas City 1/2/94)

Most Blocked Field Goals, Game

- 1 9 Times
(Last: Tim Rother, at L.A.
Raiders 10/1/89)

Most Blocked PATs, Game

- 1 7 Times
(Last: Michael Carter, at
San Francisco 11/25/85)

Most Blocked Kicks (Field Goals and PATs), Game

- 1 16 Times
(Last: Tim Rother, at L.A.
Raiders 10/1/89 [FG])

Longest Return of Blocked Punt

- 23 Frank Duncan, San Diego
9/7/80
- 0 6 Times
(Last: Jessie Small, at
Philadelphia 9/10/89)

Longest Return of Blocked Field Goal

- 58 Dave Waymer, New
Orleans 10/16/88 (TD)
- 0 7 Times
(Last: Albert Lewis, at
Kansas City 1/2/94)

Touchdowns with Blocked Kick Recovery

- 1 Dave Waymer, New
Orleans 10/16/88
(FG, 55 yds)
Albert Lewis, at
Kansas City 1/2/94
(Punt, 0 yds)

ROOKIE STARTERS

In 1993, Rick Mirer became the first rookie quarterback and the eleventh rookie in franchise history to start every one of the Seahawks games. Mirer joins defensive tackle Steve Niehaus (1976), safety John Harris (1978), defensive tackles Manu Tuiaosopo and Robert Hardy (1979), defensive end Jeff Bryant and linebacker Bruce Scholtz (1982), running back Curt Warner (1983), fullback John L. Williams (1986), linebacker Brian Bosworth (1987), and tackle Ray Roberts (1993) as Seattle's rookie starters.

POSTSEASON INDIVIDUAL GAME RECORDS

SCORING

POINTS

Most Points, Game

- 12 By 2 Players
(Last: Steve Largent, at
Houston 1/3/88 [2 TD])
(OT)

TOUCHDOWNS

Most Touchdowns, Game

- 2 By 2 Players
(Last: Steve Largent, at
Houston 1/3/88 [2-P])
(OT)

POINTS AFTER TOUCHDOWN

Most Points After Touchdown, Game

- 4 Norm Johnson, vs.
Denver 12/24/83 (4 Att)

FIELD GOALS

Most Field Goals Attempted, Game

- 3 Norm Johnson, at Miami
12/31/83

Longest Field Goal Attempted (all successful unless otherwise noted)

- 48 Norm Johnson, at Miami
12/31/83 (blocked)

Most Field Goals, Game

- 2 Norm Johnson, 3 Times
(Last: at Houston 1/3/88
[2 Att])

Most Consecutive Field Goals

- 5 Norm Johnson, 1983-84

Longest Field Goal

- 44 Norm Johnson, vs. L.A.
Raiders 12/22/84

RUSHING

ATTEMPTS

Most Attempts, Game

- 29 Curt Warner, at Miami
12/31/83
Dan Doornink, vs. L.A.
Raiders 12/22/84

YARDS GAINED

Most Yards Gained, Game

- 126 Dan Doornink, vs. L.A.
Raiders 12/22/84

Longest Run From Scrimmage

- 15 Curt Warner, vs. Denver
12/24/83

TOUCHDOWNS

Most Touchdowns, Game

- 2 Curt Warner, at Miami
12/31/83

PASSING

ATTEMPTS

Most Passes Attempted, Game

- 50 Dave Krieg, at Cincinnati
12/31/88

COMPLETIONS

Most Passes Completed, Game

- 24 Dave Krieg, at Cincinnati
12/31/88

COMPLETION PERCENTAGE

Highest Completion Percentage, Game (15 Completions)

- 57.1 Dave Krieg, at Miami
12/29/84 (35-20)

YARDS GAINED

Most Yards Gained, Game

- 297 Dave Krieg, at Cincinnati
12/31/88

Longest Pass Completion

- 56 Dave Krieg (to Steve
Largent) at Miami
12/29/84 (TD)

TOUCHDOWNS

Most Touchdown Passes, Game

- 3 Dave Krieg, vs. Denver
12/24/83

HAD INTERCEPTED

Most Attempts Without Interception, Game

- 38 Dave Krieg, at Houston
1/3/88 (OT)

Most Passes Had Intercepted, Game

- 3 Dave Krieg, at L.A.
Raiders 1/8/84

Most Consecutive Passes Without Interception

- 87 Dave Krieg, 1984, 1987-
88

PASS RECEIVING

RECEPTIONS

Most Receptions, Game

- 11 John L. Williams, at
Cincinnati 12/31/88
(T4th in NFL history)

YARDS GAINED

Most Yards Gained, Game

- 137 John L. Williams, at
Cincinnati 12/31/88

Longest Reception

- 56 Steve Largent, (from
Dave Krieg) at Miami
12/29/84 (TD)

TOUCHDOWNS

Most Touchdowns, Game

- 2 Steve Largent, at Houston
1/3/88 (OT)

INTERCEPTIONS

Most Interceptions, Game

- 2 John Harris, at Miami
12/29/84

YARDS GAINED

Most Yards Gained, Game

- 45 Kerry Justin, vs. Denver
12/24/83
John Harris, at Miami
12/29/84

Longest Return

- 45 Kerry Justin, vs. Denver
12/24/83

PUNTING

Most Punts, Game

- 8 Jeff West, vs. L.A.
Raiders 12/22/84

Longest Punt

- 58 Jeff West, at Miami
12/29/84

AVERAGE YARDAGE

Highest Average, Game (4 Punts)

- 44.25 Ruben Rodriguez, at
Houston 1/3/88
(7-310) (OT)

PUNT RETURNS

Most Punt Returns, Game

- 5 Kenny Easley, vs. L.A.
Raiders 12/22/84
Bobby Joe Edmonds, at
Cincinnati 12/31/88

YARDS GAINED

Most Yards Gained, Game

- 66 Bobby Joe Edmonds, at
Houston 1/3/88 (OT)

Longest Return

- 54 Bobby Joe Edmonds, at
Houston 1/3/88 (OT)

KICKOFF RETURNS

Most Kickoff Returns, Game

- 5 Bobby Joe Edmonds, at
Houston 1/3/88 (OT)

YARDS GAINED

Most Yards Gained, Game

- 109 Bobby Joe Edmonds, at
Houston 1/3/88 (OT)

Longest Return

- 59 Zachary Dixon, at Miami
12/31/83

FUMBLE RECOVERIES

Most Fumbles Recovered, Game, Own and Opponents

- 2 Jeff Bryant, at L.A.
Raiders 1/8/84 (2-Opp)

TACKLES

Most Tackles, Game

- 17 Brian Bosworth, at
Houston 1/3/88 (OT)

SACKS

Most Sacks, Game

- 2.5 Jacob Green, vs. L.A.
Raiders 12/22/84

POSTSEASON TEAM GAME RECORDS

SCORING

(Trailed 7-13, Won 27-20)

Most Points, Game

- 31 vs. Denver 12/24/83

Fewest Points, Game

- 10 at Miami 12/29/84

Most Points, Both Teams, Game

- 47 (27) at Miami (20)
12/31/83

Fewest Points, Both Teams, Game

- 20 (13) at L.A. Raiders (7)
12/22/84

Largest Margin of Victory, Game

- 24 (31) vs. Denver (7)
12/24/83

Most Points Overcome to Win Game

- 6 at Miami 12/31/83

TOUCHDOWNS

Most Touchdowns, Game

- 4 vs. Denver 12/24/83

Fewest Touchdowns, Game

- 1 vs. L.A. Raiders 12/22/84
at Miami 12/29/84

Most Touchdowns, Both Teams, Game

- 6 Seattle (3) at Miami (3)
12/31/83

Fewest Touchdowns Both Teams, Game

- 2 Seattle (1) at L.A. Raiders
(1) 12/22/84

FIELD GOALS

Most Field Goals, Game

2 3 Times (Last: at Houston
1/3/88 [OT])

Most Field Goals Attempted, Game

3 at Miami 12/31/83

FIRST DOWNS

Most First Downs, Game

21 at Miami 12/31/83

Fewest First Downs, Game

8 at Miami 12/29/84

Most First Downs, Both Teams, Game

42 Seattle (21) at Miami (21)
12/31/83

RUSHING

Most First Downs, Rushing, Game

12 at Miami 12/31/83
vs. L.A. Raiders 12/22/84

Fewest First Downs, Rushing, Game

1 at Houston 1/3/88 (OT)
at Cincinnati 12/31/88

Most First Downs, Rushing, Both Teams, Game

21 Seattle (12) at Miami (9)
12/31/83

Fewest First Downs Rushing, Both Teams, Game

10 2 Times
(Last: Seattle (1) at
Houston (9) 1/3/88
[OT])

PASSING

Most First Downs, Passing, Game

16 at Cincinnati 12/31/88

Fewest First Downs, Passing, Game

4 vs. L.A. Raiders 12/22/84

Most First Downs, Passing, Both Teams, Game

28 Seattle (10) at Houston
(18) 1/3/88 (OT)

PENALTY

Most First Downs, Penalty, Game

2 at L.A. Raiders 1/8/84
at Cincinnati 12/31/88

YARDS GAINED

Most Net Yards Gained, Game

334 at Miami 12/31/83

Fewest Net Yards Gained, Game

167 at L.A. Raiders 1/8/84

RUSHING

ATTEMPTS

Most Attempts, Game

51 vs. L.A. Raiders 12/22/84

Fewest Attempts, Game

11 at Houston 1/3/88 (OT)

YARDS GAINED

Most Yards Gained, Game

205 vs. L.A. Raiders 12/22/84

Fewest Yards Gained, Game

18 at Cincinnati 12/31/88

AVERAGE GAIN

Highest Average Gain, Game

4.02 vs. L.A. Raiders 12/22/84
(51-205)

Lowest Average Gain, Game

1.06 at Cincinnati 12/31/88
(17-18)

TOUCHDOWNS

Fewest Touchdowns, Game

0 4 Times (Last: at Houston
1/3/88 [OT])

Most Touchdowns, Game

2 at Miami 12/31/83

PASSING

ATTEMPTS

Most Attempts, Game

50 at Cincinnati 12/31/88

Fewest Attempts, Game

10 vs. L.A. Raiders 12/22/84

COMPLETIONS

Most Completions, Game

24 at Cincinnati 12/31/88

Fewest Completions, Game

4 vs. L.A. Raiders 12/22/84

Highest Completion Percentage, Game (Minimum 20 Attempts)

57.14 at Miami 12/29/83
(20-35)

Lowest Completion Percentage, Game (Minimum 20 Attempts)

41.03 at Houston 1/3/88
(16-39) (OT)

NET YARDS GAINED

Most Yards Gained, Game

276 at Cincinnati 12/31/88

Fewest Yards Gained, Game

46 vs. L.A. Raiders 12/22/84

TIMES SACKED

Most Times Sacked, Game

4 at L.A. Raiders 1/8/84

Fewest Times Sacked, Game

1 at Miami 12/31/83

TOUCHDOWNS

Most Touchdowns, Game

3 vs. Denver 12/24/83

Most Touchdowns, Both Teams, Game

4 Seattle (3) vs. Denver (1)
12/24/83
Seattle (1) at Miami (3)
12/29/84

INTERCEPTIONS

Most Interceptions By, Game

2 5 Times
(Last: at Miami
12/29/84)

YARDS GAINED

Most Yards Gained, Game

45 vs. Denver 12/24/83
at Miami 12/29/84

Most Yards Gained, Both Teams, Game

61 Seattle (8) at L.A. Raiders
(53) 1/8/84

PUNTING

Most Punts, Game

8 vs. L.A. Raiders 12/22/84

Fewest Punts, Game

3 vs. Denver 12/24/83

AVERAGE YARDAGE

Highest Average, Punting, Game (4 Punts)

44.29 at Houston 1/3/88
(7-310) (OT)

Lowest Average, Punting, Game (4 Punts)

32.00 at L.A. Raiders 1/8/84
(5-160)

PUNT RETURNS

Most Punt Returns, Game

5 2 Times
(Last: at Cincinnati
12/31/88)

Fewest Punt Returns, Game

0 2 Times
(Last: at Miami
12/31/83)

YARDS GAINED

Most Yards Gained, Game

66 at Houston 1/3/88 (OT)

KICKOFF RETURNS

Most Kickoff Returns, Game

7 at L.A. Raiders 1/8/84

Fewest Kickoff Returns, Game

2 2 Times
(Last: vs. L.A. Raiders
12/22/84)

Most Kickoff Returns, Both Teams, Game

10 2 Times
(Last: Seattle (6) at
Houston (4) 1/3/88
[OT])

YARDS GAINED

Most Yards Gained, Game

136 at L.A. Raiders 1/8/84

Fewest Yards Gained, Game

28 vs. L.A. Raiders 12/22/84

Most Yards Gained, Both Teams, Game

234 Seattle (130) at Miami
(104) 12/31/83

Fewest Yards Gained, Both Teams, Game

66 Seattle (38) at L.A.
Raiders (28) 12/22/84

PENALTIES

Most Penalties, Game

7 vs. L.A. Raiders 12/22/84

Fewest Penalties, Game

2 2 Times
(Last: at L.A. Raiders
1/8/84)

YARDS PENALIZED

Most Yards Penalized, Game

55 vs. L.A. Raiders 12/22/84

Fewest Yards Penalized, Game

15 at Miami 12/31/83

FUMBLES

Most Fumbles, Game

1 5 Times
(Last: at Cincinnati
12/31/88)

Fewest Fumbles, Game

0 vs. Denver 12/24/83
at Miami 12/31/83

Most Fumbles Lost, Game

1 3 Times
(Last: at Cincinnati
12/31/88)



Fewest Fumbles Lost, Game

0 4 Times

(Last: vs. L.A. Raiders
12/22/84)**FUMBLE
RECOVERIES****Most Total Fumbles Recovered,
Game**

3 2 Times

(Last: at L.A. Raiders
1/8/84 [2-Opp, 1-Own])**Most Own Fumbles Recovered,
Game**

1 6 Times

(Last: at Houston 1/3/88
[OT])**TURNOVERS****Most Turnovers, Game**5 at L.A. Raiders 1/8/84
(5-Ints)**Fewest Turnovers, Game**

0 2 Times

(Last: vs. L.A. Raiders
12/22/84)**Most Turnovers, Both Teams,
Game**9 Seattle (5) at L.A. Raiders
(4) 1/8/84
(7-Ints, 2-Fums)**Fewest Turnovers, Both Teams,
Game**

3 4 Times

(Last: Seattle [1] at
Houston [2] 1/3/88 [OT]
[1-Int, 2-Fums])**TIME OF
POSSESSION****Most Time of Possession, Game**

34:58 at Miami 12/24/83

Least Time of Possession, Game

20:21 at Houston 1/3/88 (OT)

CAREER TOP TEN**GAMES PLAYED**

Player, Seasons	No
1 Steve Largent, 1976-89	200
2 Jacob Green, 1980-91	178
Joe Nash, 1982-93	178
4 Jeff Bryant, 1982-93	175
5 Dave Brown, 1976-86	159
6 Keith Butler, 1978-87	146
7 Eugene Robinson, 1985-93	140
8 Edwin Bailey, 1981-91	139
9 Norm Johnson, 1982-90	134
10 Mike Tice, 1981-88, 90-91	130

GAMES STARTED

Player, Seasons	No
1 Steve Largent, 1976-89	197
2 Jacob Green, 1980-91	176
3 Jeff Bryant, 1982-93	167
4 Dave Brown, 1976-86	159
5 Joe Nash, 1982-93	143
6 Keith Butler, 1978-87	132
7 Eugene Robinson, 85-93	122
8 Edwin Bailey, 1981-91	120
9 Dave Krieg, 1980-91	119
10 John L. Williams, 1986-93	114

POINTS SCORED

Player, Seasons	No
1 Norm Johnson, 1982-90	810
2 Steve Largent, 1976-89	608
3 Curt Warner, 1983-89	372
4 Efren Herrera, 1978-81	331
5 John Kasay, 1991-93	256
6 Sherman Smith, 1976-82	228
7 Daryl Turner, 1984-87	216
8 John L. Williams, 1986-93	198
9 Dan Doornink, 1979-85	150
10 David Sims, 1977-79	138

TOTAL TOUCHDOWNS

Player, Seasons	No
1 Steve Largent, 1976-89	101
2 Curt Warner, 1983-89	62
3 Sherman Smith, 1976-82	38
4 Daryl Turner, 1984-87	36
5 John L. Williams, 1986-93	33
6 Dan Doornink, 1979-85	25
7 David Sims, 1977-79	23
8 Brian Blades, 1988-93	22
9 Sam McCullum, 1976-81	21
10 Derrick Fenner, 1989-91	20

FIELD GOALS

Player, Seasons	No
1 Norm Johnson, 1982-90	159
2 Efren Herrera, 1978-81	64
3 John Kasay, 1991-93	62
4 John Leyboldt, 1976-77	17
5 Wilson Alvarez, 1981	3
6 Scott Hagler, 1987	2
7 Don Bitterlich, 1976	1

FIELD GOAL ATTEMPTS

Player, Seasons	No
1 Norm Johnson, 1982-90	228
2 Efren Herrera, 1978-81	92
3 John Kasay, 1991-93	81
4 John Leyboldt, 1976-77	30
5 Wilson Alvarez, 1981	7
6 Don Bitterlich, 1976	4
7 Scott Hagler, 1987	2

**POINT AFTER
TOUCHDOWNS**

Player, Seasons	No
1 Norm Johnson, 1982-90	333
2 Efren Herrera, 1978-81	139

3 John Kasay, 1991-93	70
4 John Leypoldt, 1976-77	52
5 Wilson Alvarez, 1981	14
6 Don Bitterlich, 1976	7
7 Scott Hagler, 1987	4
8 Steve Largent, 1976-89	*1
* Ran for PAT	

PAT ATTEMPTS

Player, Seasons	No
1 Norm Johnson, 1982-90	338
2 Efen Herrera, 1978-81	148
3 John Kasay, 1991-93	71
4 John Leypoldt, 1976-78	59
5 Wilson Alvarez, 1981	15
6 Don Bitterlich, 1976	7
7 Scott Hagler, 1987	4
8 Steve Largent, 1976-89	*1
*Rushing Attempt	

RUSHING ATTEMPTS

Player, Seasons	No
1 Curt Warner, 1983-89	1,649
2 John L. Williams, 86-93	1,066
3 Sherman Smith, 1976-82	810
4 Chris Warren, 1990-93	513
5 Dan Doornink, 1979-85	463
6 Derrick Fenner, 1989-91	317
7 Jim Zorn, 1976-84	307
8 David Hughes, 1981-85	294
Dave Krieg, 1980-91	294
10 David Sims, 1977-79	293

RUSHING YARDS

Player, Seasons	No
1 Curt Warner, 1983-89	6,705
2 John L. Williams, 86-93	4,579
3 Sherman Smith, 1976-82	3,429
4 Chris Warren, 1990-93	2,113
5 Dan Doornink, 1979-85	1,530
6 Jim Zorn, 1976-84	1,494
7 David Sims, 1977-79	1,174
8 Derrick Fenner, 1989-91	1,117
9 Dave Krieg, 1980-91	1,090
10 David Hughes, 1981-85	1,009

RUSHING TOUCHDOWNS

Player, Seasons	No
1 Curt Warner, 1983-89	55
2 Sherman Smith, 1976-82	28
3 Derrick Fenner, 1989-91	19
David Sims, 1977-79	19
5 Jim Zorn, 1976-84	17
John L. Williams, 1986-93	17
7 Dan Doornink, 1979-85	14
8 Chris Warren, 1990-93	11
9 Dave Krieg, 1980-91	10
10 Theotis Brown, 1981-83	8

PASSING ATTEMPTS

Player, Seasons	No
1 Dave Krieg, 1980-91	3,576
2 Jim Zorn, 1976-84	2,992
3 Rick Mirer, 1993	486

4 Kelly Stouffer, 1988-92	437
5 Stan Gelbaugh, 1992-93	260
6 Jeff Kemp, 1987-91	249
7 Steve Myer, 1976-79	160
8 Gale Gilbert, 1985-86	116
9 Bruce Mathison, 1987	76
10 Dan McGwire, 1991-93	42

PASSING COMPLETIONS

Player, Seasons	No
1 Dave Krieg, 1980-91	2,096
2 Jim Zorn, 1976-84	1,593
3 Rick Mirer, 1993	274
4 Kelly Stouffer, 1988-92	225
5 Jeff Kemp, 1987-91	130
6 Stan Gelbaugh, 1992-93	124
7 Steve Myer, 1976-79	83
8 Gale Gilbert, 1985-86	61
9 Bruce Mathison, 1987	36
10 Dan McGwire, 1991-93	23

PASSING YARDS

Player, Seasons	No
1 Dave Krieg, 1980-91	26,132
2 Jim Zorn, 1976-84	20,122
3 Rick Mirer, 1993	2,833
4 Kelly Stouffer, 1988-92	2,333
5 Jeff Kemp, 1987-91	1,735
6 Stan Gelbaugh, 1992-93	1,346
7 Steve Myer, 1976-79	851
8 Gale Gilbert, 1985-86	703
9 Bruce Mathison, 1987	501
10 Bill Munson, 1976	295

TOUCHDOWN PASSES

Player, Seasons	No
1 Dave Krieg, 1980-91	195
2 Jim Zorn, 1976-84	107
3 Rick Mirer, 1993	12
4 Jeff Kemp, 1987-91	9
5 Kelly Stouffer, 1988-92	7
6 Stan Gelbaugh, 1992-93	6
Steve Myer, 1976-79	6
8 Gale Gilbert, 1985-86	4
9 Bruce Mathison, 1987	3
10 Sam Adkins, 1977-82	2

PASSES HAD INTERCEPTED

Player, Seasons	No
1 Dave Krieg, 1980-91	148
2 Jim Zorn, 1976-84	133
3 Kelly Stouffer, 1988-92	19
4 Jeff Kemp, 1987-91	18
5 Rick Mirer, 1993	17
6 Steve Myer, 1976-79	14
7 Stan Gelbaugh, 1992-93	12
8 Gale Gilbert, 1985-86	5
Bruce Mathison, 1987	5
10 Sam Adkins, 1977-82	4
Dan McGwire, 1991-93	4

TIMES SACKED

Player, Seasons	No
1 Dave Krieg, 1980-91	341
2 Jim Zorn, 1976-84	200

BACK-TO-BACK

Running back Chris Warren became only the second person in team history to have back-to-back 1,000-yards seasons. Warren rushed for 1,017 yards in 1992 and 1,072 in 1993, and joins Curt Warner, who rushed for 1,095 yards in 1985, and a franchise record 1,449 in 1986, as the only players to accomplish the feat.

3 Kelly Stouffer, 1988-92	50
4 Rick Mirer, 1993	47
5 Stan Gelbaugh, 1992-93	35
6 Jeff Kemp, 1987-91	14
7 Sam Adkins, 1977-82	9
Steve Myer, 1976-79	9
9 Dan McGwire, 1991-92	7
10 Bruce Mathison, 1987	6

QUARTERBACK RATING

(Minimum 100 Attempts)

Player, Seasons	No
1 Dave Krieg, 1980-91	82.3
2 Jim Zorn, 1976-84	67.8
3 Rick Mirer, 1993	67.0
4 Gale Gilbert, 1985-86	64.7
5 Jeff Kemp, 1987-91	56.6
6 Kelly Stouffer, 1988-92	54.5
7 Stan Gelbaugh, 1992-93	51.9
8 Steve Myer, 1976-79	43.5

PASS RECEPTIONS

Player, Seasons	No
1 Steve Largent, 1976-89	819
2 John L. Williams, 1986-93	471
3 Brian Blades, 1988-93	335
4 Sam McCullum, 1976-81	232
5 Sherman Smith, 1976-82	211
6 Dan Doornink, 1979-85	197
7 Curt Warner, 1983-89	193
8 Paul Skansi, 1984-91	163
9 Tommy Kane, 1988-92	142
10 Daryl Turner, 1984-87	101

RECEIVING YARDS

Player, Seasons	No
1 Steve Largent, 1976-89	13,089
2 Brian Blades, 1988-93	4,474
3 John L. Williams, 86-93	4,151
4 Sam McCullum, 1976-81	3,409
5 Sherman Smith, 1976-82	2,342
6 Tommy Kane, 1988-92	2,034
7 Dan Doornink, 1979-85	1,940
8 Paul Skansi, 1984-91	1,911
9 Daryl Turner, 1984-87	1,872
10 Curt Warner, 1983-89	1,467

RECEIVING TOUCHDOWNS

Player, Seasons	No
1 Steve Largent, 1976-89	100
2 Daryl Turner, 1984-87	36
3 Brian Blades, 1988-93	22
4 Sam McCullum, 1976-81	21
5 John L. Williams, 1986-93	16
6 Ray Butler, 1985-88	13
7 Dan Doornink, 1979-85	11
8 Paul Skansi, 1984-91	10
Sherman Smith, 1976-82	10
10 Mike Tice, 1981-88, 90-91	9
Tommy Kane, 1988-92	9

INTERCEPTIONS

Player, Seasons	No
1 Dave Brown, 1976-86	50
2 John Harris, 1978-85	41
3 Eugene Robinson, 1985-93	38
4 Kenny Easley, 1981-87	32
5 Keith Simpson, 1978-85	19
6 Terry Taylor, 1984-88	15
7 Dwayne Harper, 1988-93	13
8 Autry Beamon, 1977-79	11
Paul Moyer, 1983-89	11
10 Patrick Hunter, 1986-93	9

RETURN YARDS

Player, Seasons	No
1 Dave Brown, 1976-86	643
2 Eugene Robinson, 1985-93	536
3 Kenny Easley, 1981-87	528
4 John Harris, 1978-85	425
5 Keith Simpson, 1978-85	338
6 Dwayne Harper, 1988-93	242
7 Terry Taylor, 1984-88	202
8 Eddie McMillan, 1976-77	157
9 Paul Moyer, 1983-89	136
10 Robert Blackmon, 1990-93	128

RETURN TOUCHDOWNS

Player, Seasons	No
1 Dave Brown, 1976-86	5
2 Kenny Easley, 1981-87	3
Keith Simpson, 1978-85	3
4 Jacob Green, 1980-91	2
John Harris, 1978-85	2
Terry Taylor, 1984-88	2
7 9 tied with	1

PUNTS

Player, Seasons	No
1 Jeff West, 1981-85	299
2 Herman Weaver, 1977-80	257
3 Rick Tuten, 1991-93	247
4 Ruben Rodriguez, 87-89	192
5 Rick Engles, 1976-77	84
6 Rick Donnelly, 1990-91	80
7 Vince Gamache, 1986	79
8 David Finzer, 1985	68
9 Alex Waits, 1991	14
10 Jimmy Colquitt, 1985	12

PUNTING YARDS

Player, Seasons	No
1 Jeff West, 1981-85	11,511
2 Rick Tuten, 1991-93	10,873
3 Herman Weaver, 77-80	10,182
4 Ruben Rodriguez, 87-89	7,733
5 Rick Donnelly, 1990-91	3,227
6 Rick Engles, 1976-77	3,204
7 Vince Gamache, 1986	3,048
8 David Finzer, 1985	2,766
9 Jimmy Colquitt, 1985	481
10 Alex Waits, 1991	474

HAD BLOCKED

Player, Seasons	No
1 Herman Weaver, 1977-80	5
2 Rick Engles, 1976-77	3
3 Ruben Rodriguez, 1987-89	1
Rick Tuten, 1991-93	1

INSIDE THE 20

Player, Seasons	No
1 Jeff West, 1981-85	73
2 Rick Tuten, 1991-93	58
3 Herman Weaver, 1977-80	49
4 Ruben Rodriguez, 1987-89	48
5 Rick Donnelly, 1990-91	19
6 Rick Engles, 1976-77	13
7 David Finzer, 1985	12
8 Vince Gamache, 1986	10
9 Jimmy Colquitt, 1985	3
Efen Herrera, 1978-81	3

TOUCHBACKS

Player, Seasons	No
1 Jeff West, 1981-85	28
2 Herman Weaver, 1977-80	19
3 Rick Tuten, 1991-93	18
4 Ruben Rodriguez, 1987-89	17

5 Rick Donnelly, 1990-91	9	8 Derek Loville, 1990-91	771
6 Vince Gamache, 1986	7	9 David Hollis, 1987-89	665
7 David Finzer, 1985	6	10 Oliver Ross, 1976	655
8 Rick Engles, 1976-77	4		
9 Jimmy Colquitt, 1985	2		
10 Efen Herrera, 1978-81	1		

PUNT RETURNS

Player, Seasons	No
1 Chris Warren, 1990-93	94
2 B.J. Edmonds, 1986-88	89
3 Paul Johns, 1981-84	74
4 Will Lewis, 1980-81	57
5 Paul Skansi, 1984-91	53
6 Rufus Crawford, 1978	34
7 Kelvin Martin, 1993	32
8 Kenny Easley, 1981-87	26
9 David Hollis, 1987-89	24
10 James Jefferson, 1989-93	20
Walter Packer, 1977	20

FAIR CATCHES

Player, Seasons	No
1 Chris Warren, 1990-93	60
2 B.J. Edmonds, 1986-88	26
3 Paul Johns, 1981-84	23
4 Kelvin Martin, 1993	15
5 James Jefferson, 1989-93	10
Will Lewis, 1980-81	10
7 Paul Skansi, 1984-91	9
8 Kenny Easley, 1981-87	7
David Hollis, 1987-89	7
10 Dave Brown, 1976-86	5

PUNT RETURN YARDS

Player, Seasons	No
1 B. J. Edmonds, 1986-88	1,010
2 Paul Johns, 1981-84	843
3 Chris Warren, 1990-93	819
4 Paul Skansi, 1984-91	500
5 Will Lewis, 1980-81	449
6 Kenny Easley, 1981-87	302
7 Rufus Crawford, 1978	284
8 Kelvin Martin, 1993	270
9 David Hollis, 1987-89	197
10 John Harris, 1978-85	179

PUNT RETURN TDs

Player, Seasons	No
1 Paul Johns, 1981-84	2
2 B.J. Edmonds, 1986-88	1
Will Lewis, 1980-81	1
Chris Warren, 1990-93	1

KICKOFF RETURNS

Player, Seasons	No
1 B.J. Edmonds, 1986-88	101
2 Chris Warren, 1990-93	86
3 Randall Morris, 1984-88	82
4 Al Hunter, 1977-80	78
5 Zachary Dixon, 1983-84	74
6 Will Lewis, 1980-81	45
7 Derek Loville, 1990-91	36
8 Rufus Crawford, 1978	35
9 David Hollis, 1987-89	32
10 Jeff Moore, 1979-81	31

KICKOFF RETURN YARDS

Player, Seasons	No
1 B.J. Edmonds, 1986-88	2,228
2 Chris Warren, 1990-93	1,794
3 Al Hunter, 1977-80	1,717
4 Randall Morris, 1984-88	1,621
5 Zachary Dixon, 1983-84	1,594
6 Will Lewis, 1980-81	963
7 Rufus Crawford, 1978	829

8 Derek Loville, 1990-91	771
9 David Hollis, 1987-89	665
10 Oliver Ross, 1976	655

KICKOFF RETURN TDs

Player, Seasons	No
1 Zachary Dixon, 1983-84	1
James Jefferson, 1989-93	1

FUMBLES

Player, Seasons	No
1 Dave Krieg, 1980-91	108
2 Jim Zorn, 1976-84	49
3 Curt Warner, 1983-89	38
4 Sherman Smith, 1976-82	22
5 Kelly Stouffer, 1988-92	20
6 John L. Williams, 1986-93	18
7 Steve Largent, 1976-89	17
8 Dan Doornink, 1979-85	13
Will Lewis, 1980-81	13
Rick Mirer, 1993	13

OPPONENT FUMBLE RECOVERIES

Player, Seasons	No
1 Jacob Green, 1980-91	17
2 Eugene Robinson, 1985-93	12
3 Dave Brown, 1976-86	11
Jeff Bryant, 1982-93	11
John Harris, 1978-85	11
6 Kenny Easley, 1981-87	9
Greg Gaines, 1981, 83-88	9
Shelton Robinson, 1982-85	9
9 Kerry Justin, 1978-83, 86-87	8
Paul Moyer, 1983-88	8

YARDS WITH OPPONENT FUMBLE RECOVERY

Player, Seasons	No
1 Jacob Green, 1980-91	79
2 John Harris, 1978-85	62
3 Fredd Young, 1984-87	58
4 Nesby Glasgow, 1988-92	56
5 Cornell Webster, 1977-80	54
6 Dwayne Harper, 1988-93	53
7 Melvin Jenkins, 1987-90	50
8 Kerry Justin, 78-83, 86-87	43
9 Brian Bosworth, 1987-89	38
10 Dennis Boyd, 77-79, 81-82	33
Kenny Easley, 1981-87	33

OPPONENT FUMBLE RETURN TDs

Player, Seasons	No
1 Jacob Green, 1980-91	2
Shelton Robinson, 1982-85	2
3 9 tied with	1

OWN FUMBLE RECOVERIES

Player, Seasons	No
1 Dave Krieg, 1980-91	27
2 Curt Warner, 1983-89	13
3 Jim Zorn, 1976-84	12
4 John L. Williams, 1986-93	9
5 Edwin Bailey, 1981-91	7
Sherman Smith, 1976-82	7
7 Bryan Millard, 1984-91	6
Kelly Stouffer, 1988-92	6
9 Will Lewis, 1980-81	5
Rick Mirer, 1993	5

TACKLES

Player, Seasons	No
1 Keith Butler, 1978-87	813
2 Eugene Robinson, 85-93	798
3 Jacob Green, 1980-91	718

4	Jeff Bryant, 1982-93	689
	Joe Nash, 1982-93	689
6	Dave Brown, 1976-86	684
7	John Harris, 1978-85	649
8	Michael Jackson, 1979-86	574
9	Terry Beeson, 1977-81	561
10	Kenny Easley, 1981-87	498

QUARTERBACK SACKS

Player, Seasons	No
1 Jacob Green, 1980-91	116.0
2 Jeff Bryant, 1982-93	63.0
3 Joe Nash, 1982-93	44.5
4 Rufus Porter, 1988-93	36.0
5 Cortez Kennedy, 1990-93	28.0
6 Manu Tuiasosopo, 79-83	21.0
7 Bill Gregory, 1978-80	20.0
8 Fredd Young, 1984-87	19.0
9 Robert Hardy, 1979-82	18.5
10 Randy Edwards, 1984-87	16.0

YARDS LOST ON SACKS

Player, Seasons	No
1 Jacob Green, 1980-91	753
2 Jeff Bryant, 1982-93	469
3 Rufus Porter, 1988-93	304
4 Joe Nash, 1982-93	302
5 Cortez Kennedy, 1990-93	195
6 Manu Tuiasosopo, 1979-83	156
7 Bill Gregory, 1978-80	177
8 Fredd Young, 1984-87	151
9 Robert Hardy, 1979-82	134
10 Randy Edwards, 1984-87	123

FORCED FUMBLES

Player, Seasons	No
1 Jacob Green, 1980-91	28
2 Rufus Porter, 1988-93	14
3 Joe Nash, 1982-93	13
	Bruce Scholtz, 1982-88 13
5 Jeff Bryant, 1982-93	12
6 Keith Butler, 1978-87	11
	Keith Simpson, 1978-85 11
8 Dave Brown, 1976-86	10
	Kenny Easley, 1981-87 10
	Eugene Robinson, 1985-93 10

BLOCKED PUNTS

Player, Seasons	No
1 Kerry Justin, 78-83, 86-87	3
2 Don Dufek, 1976-77, 1979	2
	Patrick Hunter, 1986-93 2
	Sam Merriman, 1983-87 2
	Fredd Young, 1984-87 2
6 Autry Beamon, 1977-79	1
	Tony Burse, 1987 1
	Peter Cronan, 1977-79, 1981 1
	Greg Gaines, 1981, 1983-88 1
	Sam McCullum, 1976-81 1

Steve Raible, 1976-81	1
Terry Taylor, 1984-88	1
Byron Walker, 1982-86	1

BLOCKED PUNTS RETURNED FOR TOUCHDOWN

Player, Seasons	No
1 Autry Beamon, 1977-79	1
Jessie Green, 1979-80	1
Eric Lane, 1981-87	1
Sam Merriman, 1983-87	1
Paul Moyer, 1983-89	1
Steve Raible, 1976-81	1
Eugene Robinson, 1985-93	1
Terry Taylor, 1984-88	1

BLOCKED PATs

Player, Seasons	No
1 Mike White, 1981-82	3
2 Jeff Bryant, 1982-93	2
	Jacob Green, 1980-91 2
	Joe Nash, 1982-93 2
5 Dennis Boyd, 1977-79, 81-82	1
	Brian Fiones, 1981-82 1

BLOCKED FIELD GOALS

Player, Seasons	No
1 Joe Nash, 1982-93	8
2 Jeff Bryant, 1982-93	3
3 Dennis Boyd, 1977-79, 81-82	2
	Jacob Green, 1980-91 2
	Mike White, 1981-82 2
6 13 players tied with	1

BLOCKED FIELD GOALS RETURNED FOR TOUCHDOWN

Player, Seasons	No
1 Vernon Dean, 1988	1
Byron Walker, 1982-86	1

RETURN TOUCHDOWNS

(Touchdowns scored on Interception, Fumble, Kickoff, Punt Return, Blocked Punt, or Blocked Field Goal Return)

Player, Seasons	No
1 Dave Brown, 1976-86	5
2 Jacob Green, 1980-91	4
3 Kenny Easley, 1981-87	3
	Keith Simpson, 1978-86 3
	Terry Taylor, 1984-88 3
6 John Harris, 1978-85	2
	Paul Johns, 1981-84 2
	Paul Moyer, 1983-89 2
	Joe Nash, 1982-93 2
	Eugene Robinson, 1985-93 2
	Shelton Robinson, 1982-85 2



YEAR-BY-YEAR LEADERS

TOUCHDOWNS

	G	Total	Rush	Rec	Ret	Pts
1976 Sherman Smith	12	5	4	1	0	30
1977 Steve Largent	14	10	0	10	0	60
1978 David Sims	12	15*	14*	1	0	90*
1979 Sherman Smith	16	15	11	4	0	90
1980 Jim Jodat	16	6	5	1	0	36
1981 Steve Largent	16	10	1	9	0	60
1982 Steve Largent	8	3	0	3	0	18
1983 Curt Warner	16	14 ⁺	13	1	0	84
1984 Steve Largent	16	12	0	12	0	72
1985 Daryl Turner	16	13	0	13*	0	78
1986 Curt Warner	16	13	13 ⁺	0	0	78
1987 Curt Warner	12	10	8	2	0	60
1988 Curt Warner	16	12	10	2	0	72
1989 John L. Williams	16	7	1	6	0	42
1990 Derrick Fenner	16	15 ⁺	14 ⁺	1	0	90
1991 John L. Williams	16	5	4	1	0	30
1992 Tommy Kane	11	3	0	3	0	18
Chris Warren	16	3	3	0	0	18
John L. Williams	16	3	1	2	0	18
1993 Chris Warren	14	7	7	0	0	42

* Led NFL + Led AFC

KICK SCORING

	G	PATs	FGs	Pts.
1976 John Leyboldt	11	19-22	9-12	43
1977 John Leyboldt	14	33-37	9-18	60
1978 Efren Herrera	16	40-44	13-21	79
1979 Efren Herrera	16	43-46	19-23	100
1980 Efren Herrera	16	33-33	20-31	93
1981 Efren Herrera	12	23-25	12-17	59
1982 Norm Johnson	9	13-14	10-14	43
1983 Norm Johnson	16	49-50	18-25	103
1984 Norm Johnson	16	50-51	20-24	110
1985 Norm Johnson	16	40-41	14-25	82
1986 Norm Johnson	16	42-42	22-35*	108
1987 Norm Johnson	13	40-40	15-20	85
1988 Norm Johnson	16	39-39	22-28	105
1989 Norm Johnson	16	27-27	15-25	72
1990 Norm Johnson	16	33-34	23-32	102
1991 John Kasay	16	27-28	25-31	102
1992 John Kasay	16	14-14	14-22	56
1993 John Kasay	16	29-29	23-28	98

* Led NFL + Led AFC

RUSHING

	G	Att	Yds	Avg	LG	TD
1976 Sherman Smith	12	119	537	4.5	53	4
1977 Sherman Smith	14	163	763	4.7	39	4
1978 Sherman Smith	12	165	805	4.9	67	6
1979 Sherman Smith	16	194	775	4.0	31	11
1980 Jim Jodat	16	155	632	4.1	26	5
1981 Theotis Brown	10	141	531	3.8	43	6
1982 Sherman Smith	9	63	202	3.2	19	0
1983 Curt Warner	16	335 ⁺	1449 ⁺	4.3	60	13
1984 David Hughes	16	94	327	3.3	14	1
1985 Curt Warner	16	291	1094	3.8	38	8
1986 Curt Warner	16	319 ⁺	1481 ⁺	4.6	60	13 ⁺
1987 Curt Warner	12	234	985	4.2	57	8

		G	Att	Yds	Avg	LG	TD
1988	Curt Warner	16	266	1025	3.9	29	10
1989	Curt Warner	16	194	631	3.3	34	3
1990	Derrick Fenner	16	215	859	4.0	36	14*
1991	John L. Williams	16	188	741	3.9	42	4
1992	Chris Warren	16	223	1017	4.6	52	3
1993	Chris Warren	14	273	1072	3.9	45	7

* Led NFL + Led AFC

PASSING

		G	Att	Cmp	Yds	Pct	TD	Int	Rate
1976	Jim Zorn	14	439*	208	2571	47.3	12	27	49.5
1977	Jim Zorn	10	251	104	1683	41.4	16	19	54.3
1978	Jim Zorn	16	443+	248+	3283+	56.0	15	20	72.2
1979	Jim Zorn	16	505`	285	3661	56.4	20	18	77.7
1980	Jim Zorn	16	488	276	3346	56.6	17	20	72.3
1981	Jim Zorn	13	397	236	2788	59.4	13	9	82.3
1982	Jim Zorn	9	245	126	1540	51.4	7	11	62.0
1983	Dave Krieg	9	243	147	2139	60.5	18	11	95.0
1984	Dave Krieg	16	480	276	3671	57.5	32	24	83.3
1985	Dave Krieg	16	532	285	3602	53.6	27	20	76.2
1986	Dave Krieg	15	375	225	2921	60.0	21	11	91.0
1987	Dave Krieg	12	294	178	2131	60.5	23	15	87.6
1988	Dave Krieg	9	228	134	1741	58.8	18	8*	94.6
1989	Dave Krieg	15	499	286	3309	57.3	21	20	74.8
1990	Dave Krieg	16	448	265	3194	59.2	15	20	73.6
1991	Dave Krieg	10	285	187	2080	65.6*	11	12	82.5
1992	Stan Gelbaugh	10	255	121	1307	47.5	6	11	52.9
1993	Rick Mirer	16	486	274	2833	56.4	12	17	67.0

* Led NFL + Led AFC

RECEIVING

		G	No	Yds	Avg	LG	TD
1976	Steve Largent	14	54	705	13.0	45	4
1977	Steve Largent	14	33	643	19.4	74	10
1978	Steve Largent	16	71+	1168	16.5	57	8
1979	Steve Largent	15	66	1237+	18.7	55	9
1980	Steve Largent	16	66	1064	16.1	67	6
1981	Steve Largent	16	75	1224	16.3	57	9
1982	Steve Largent	8	34	493	14.5	45	3
1983	Steve Largent	15	72	1074	14.9	46	11
1984	Steve Largent	16	74	1164	15.7	65	12
1985	Steve Largent	16	79	1287+	16.3	43	6
1986	Steve Largent	16	70	1070	15.3	38	9
1987	Steve Largent	13	58	912	15.7	55	8
1988	John L. Williams	16	58	651	11.2	75	3
1989	Brian Blades	16	77	1063	13.8	60	5
1990	John L. Williams	16	73	699	9.6	60	0
1991	Brian Blades	16	70	1003	14.3	52	2
1992	John L. Williams	16	74	556	7.5	27	2
1993	Brian Blades	16	80	945	11.8	41	3

* Led NFL + Led AFC

INTERCEPTIONS

		G	No	Yds	Avg	LG	TD
1976	Dave Brown	14	4	70	17.5	33	0
	Rolly Woolsey	14	4	19	4.7	13	0
1977	Autry Beamon	14	6	36	6.0	16	0
1978	Cornell Webster	15	5	9	1.8	14	0
1979	Dave Brown	16	5	46	9.2	23	0
1980	Dave Brown	16	6	32	5.3	24	0
	John Harris	16	6	28	4.7	15	0
1981	John Harris	16	10+	155	15.5	42	2+
1982	Kenny Easley	8	4	48	12.0	44	0
	John Harris	9	4	33	8.3	18	0

		G	No	Yds	Avg	LG	TD
1983	Kenny Easley	16	7	96	13.2	38	0
1984	Kenny Easley	16	10 ⁺	126	12.6	58	2*
1985	John Harris	16	7	20	2.9	17	0
1986	Dave Brown	16	5	58	11.6	24	1
1987	Kenny Easley	12	4	47	11.8	22	0
1988	Paul Moyer	16	6	79	13.2	34	0
1989	Eugene Robinson	16	5	24	4.8	20	0
1990	Eugene Robinson	16	3	89	29.7	39	0
	Dwayne Harper	16	3	69	23.0	47	0
1991	Eugene Robinson	16	5	56	11.2	27	0
1992	Eugene Robinson	16	7	126	18.0	49	0
1993	Eugene Robinson	16	9*	80	8.9	28	0

* Led NFL + Led AFC

PUNTING

		G	No	Yds	Avg	LG	TB	I20	Blk
1976	Rick Engles	14	80	3067	38.3	55	3	13	2
1977	Herman Weaver	13	58	2293	39.5	59	4	10	1
1978	Herman Weaver	16	66	2440	37.0	59	6	13	0
1979	Herman Weaver	16	66	2651	40.2	60	3	11	3
1980	Herman Weaver	16	67	2798	41.8	62	7	14	2
1981	Jeff West	15	66	2578	39.1	56	2	16	0
1982	Jeff West	9	48	1835	38.2	52	3	8	0
1983	Jeff West	16	79	3115	39.5	56	10	25	0
1984	Jeff West	16	95	3567	37.5	60	10	24	0
1985	Dave Finzer	12	68	2766	40.7	61	6	12	0
1986	Vince Gamache	16	79	3048	38.6	55	7	10	0
1987	Ruben Rodriguez	12	47	1880	40.0	63	5	17	0
1988	Ruben Rodriguez	16	70	2858	40.8	68	4	14	0
1989	Ruben Rodriguez	16	75	2995	39.9	59	8	17	1
1990	Rick Donnelly	16	67	2722	40.6	54	8	18	0
1991	Rick Tuten	10	49	2106	43.0	60	3	8	0
1992	Rick Tuten	16	108*	4760*	44.1	65	8	29*	0
1993	Rick Tuten	16	90	4007	44.5	64	7	21	1

* Led NFL + Led AFC

PUNT RETURNS

		G	No	FC	Yds	Avg	LG	TD
1976	Lyle Blackwood	11	19	2	132	6.9	26	0
1977	Walter Packer	10	20	0	131	6.5	31	0
1978	Rufus Crawford	16	34	4	284	8.4	22	0
1979	Tony Green	11	16	3	121	7.6	30	0
1980	Will Lewis	16	41	9	349	8.5	75	1
1981	Paul Johns	16	16	4	177	11.1	34	0
1982	Paul Johns	9	19	10	210	11.1	37	0
1983	Paul Johns	11	28	5	316	11.3	75	1*
1984	Kenny Easley	16	16	5	194	12.1	42	0
1985	Paul Skansi	12	31	7	312	10.1	32	0
1986	Bobby Joe Edmonds	15	34	14	419	12.3*	75	1 ⁺
1987	Bobby Joe Edmonds	11	20	4	251	12.6 ⁺	40	0
1988	Bobby Joe Edmonds	16	35	8	340	9.7	41	0
1989	David Hollis	10	18	7	164	9.1	21	0
1990	Chris Warren	16	28	16	269	9.6	39	0
1991	Chris Warren	16	32	19	298	9.3	59	1*
1992	Chris Warren	16	34	25	252	7.4	16	0
1993	Kelvin Martin	16	32	15	270	8.4	33	0

* Led NFL + Led AFC

KICKOFF RETURNS

		G	No	Yds	Avg	LG	TD
1976	Oliver Ross	10	30	655	21.8	45	0
1977	Al Hunter	12	36	820	22.7	41	0
1978	Al Hunter	16	16	385	24.1	38	0
1979	Tony Green	11	20	437	21.9	31	0

	G	No	Yds	Avg	LG	TD
1980 Will Lewis	16	25	585	23.4	54	0
1981 Will Lewis	10	20	378	18.9	36	0
1982 Horace Ivory	6	10	224	22.4	30	0
1983 Zachary Dixon	13	49*	1448*	23.4	94	1*
1984 David Hughes	16	17	348	20.5	38	0
1985 Randall Morris	16	31	636	20.5	58	0
1986 Bobby Joe Edmonds	15	34	764	22.5	46	0
1987 Bobby Joe Edmonds	11	27	564	20.9	43	0
1988 Bobby Joe Edmonds	16	40	900	22.5	65	0
1989 James Jefferson	16	22	511	23.2	97+	1*
1990 Chris Warren	16	23	478	20.8	71	0
1991 Chris Warren	16	35	792	22.6	55	0
1992 Chris Warren	16	28	524	18.7	34	0
1993 Michael Bates	16	30	602	20.1	46	0

DEFENSIVE

According to Unofficial Press Box Statistics

TACKLES

	G	No
1976 Dave Brown	14	111
1977 Terry Beeson	14	134
1978 Terry Beeson	16	153
1979 Terry Beeson	16	114
1980 Michael Jackson	15	136
1981 Michael Jackson	16	140
1982 Michael Jackson	8	64
1983 Bruce Scholtz	16	104
1984 Shelton Robinson	16	93
1985 Fredd Young	16	118
1986 Fredd Young	15	121
1987 Fredd Young	13	101
1988 Eugene Robinson	16	114
1989 Eugene Robinson	16	102
1990 Nesby Glasgow	16	83
1991 Terry Wooden	16	100
1992 Eugene Robinson	16	94
1993 Eugene Robinson	16	111

* NFL leader + AFC leader

SACKS

	G	No
1976 Steve Niehaus	14	9.5
1977 Alden Roche	12	3.5
1978 Bill Gregory	16	9.0
1979 Manu Tuiasosopo	16	8.0
1980 Jacob Green	14	6.5
1981 Jacob Green	16	12.0
1982 Jeff Bryant	9	3.0
Jacob Green	9	3.0
1983 Jacob Green	16	16.0
1984 Jeff Bryant	16	14.5
1985 Jacob Green	16	13.5
1986 Jacob Green	16	12.0
1987 Jacob Green	12	9.5
1988 Jacob Green	16	9.0
1989 Rufus Porter	16	10.5
1990 Jacob Green	16	12.5
1991 Rufus Porter	15	10.0
1992 Cortez Kennedy	16	14.0
1993 Michael Sinclair	9	8.0

TOP INDIVIDUAL PERFORMANCES

RUSHING

	Att	Yds	TD	Opponent
1. Curt Warner	32	207	3	vs. Kansas City 11/27/83 (OT)
2. Curt Warner	24	192	3	vs. Denver 12/20/86
3. Chris Warren	36	174	1	at New England 9/19/93
4. Curt Warner	28	169	2	at San Diego 9/15/85
5. Chris Warren	27	168	1	vs. Phoenix 12/19/93 (OT)
6. Chris Warren	20	154	1	vs. Kansas City 11/22/92
7. Sherman Smith	23	152	2	at Chicago 11/5/78
8. Derrick Fenner	22	144	3	at Denver 9/23/90 (OT)
9. Curt Warner	28	142	0	vs. San Diego 10/6/86
10. Curt Warner	21	139	0	at Denver 10/26/86
11. Curt Warner	27	136	0	at Denver 10/20/85 (OT)
12. Curt Warner	24	135	0	vs. Denver 11/6/83

		Att	Yds	TD	Opponent
13.	Al Hunter	27	133	2	vs. Kansas City 12/17/78
14.	Jon Vaughn	26	131	0	vs. Pittsburgh 12/26/93
15.	Curt Warner	27	130	0	vs. L.A. Raiders 11/28/88
16.	Curt Warner	25	128	2	at N.Y. Jets 9/11/83
17.	Curt Warner	23	126	4	vs. Denver 12/11/88
18.	Sherman Smith	14	124	1	vs. Atlanta 11/7/76
19.	Curt Warner	25	123	1	vs. Green Bay 11/15/87
20.	Dan Doornink	21	122	2	at Atlanta 10/29/79
	Curt Warner	22	122	1	at Dallas 11/27/86
	Chris Warren	24	122	1	at New England 9/20/92
23.	David Sims	23	121	3	at N.Y. Jets 9/17/78
24.	Curt Warner	23	119	1	vs. San Diego 11/22/87
25.	Jim Jodat	22	117	0	at Washington 9/28/80
26.	Curt Warner	26	116	0	vs. New England 12/18/83
	Curt Warner	23	116	2	vs. L.A. Raiders 12/8/86
28.	Curt Warner	21	114	0	vs. Pittsburgh 9/7/86
29.	Eric Lane	14	113	1	at Minnesota 9/30/84
30.	John L. Williams	15	112	1	vs. Kansas City 9/20/87
	Curt Warner	29	112	2	at L.A. Raiders 10/25/87
	Derrick Fenner	20	112	1	at Green Bay 12/9/90
	Chris Warren	24	112	0	vs. Cleveland 11/14/93
34.	Curt Warner	22	110	1	at Atlanta 10/2/88
35.	Curt Warner	22	109	2	vs. San Diego 9/18/83
	John L. Williams	20	109	0	vs. Denver 12/11/88
	John L. Williams	17	109	0	vs. Denver 11/24/91
38.	David Sims	14	106	2	vs. Baltimore 11/12/78
	Curt Warner	16	106	1	at Washington 9/28/86
40.	Curt Warner	24	105	0	vs. New England 11/17/85
	John L. Williams	17	105	0	vs. L.A. Raiders 11/28/88
42.	David Sims	22	104	1	at Green Bay 10/15/78
	Theotis Brown	14	104	0	at N.Y. Jets 10/25/81
	Chris Warren	19	103	0	vs. Washington 11/8/92
45.	John L. Williams	13	102	1	vs. Houston 11/13/88
	Curt Warner	21	102	1	at L.A. Raiders 10/1/89
	John L. Williams	16	102	1	at Kansas City 1/2/94
48.	Curt Warner	23	101	1	at L.A. Raiders 10/30/83

100 Yards: Warner 23, Warren 6, Williams 6, Sims 3, Fenner 2, Smith 2, Brown 1, Doornink 1, Hunter 1, Jodat 1, Lane 1, Vaughn 1.

PASSING

		Att	Cmp	Yds	TD	Opponent
1.	Dave Krieg	42	31	418	3	at Denver 11/20/83
2.	Dave Krieg	32	19	410	4	at L.A. Raiders 12/18/88
3.	Dave Krieg	44	30	406	3	at Denver 11/25/84
4.	Dave Krieg	51	33	405	4	vs. Atlanta 10/13/85
5.	Jim Zorn	33	24	384	4	vs. New Orleans 11/18/79
6.	Dave Krieg	39	29	379	2	at San Diego 11/10/91
7.	Kelly Stouffer	46	27	370	1	vs. New Orleans 10/16/88
8.	Jeff Kemp	27	20	344	4	at Detroit 10/18/87
9.	Dave Krieg	50	30	334	2	vs. Denver 12/15/84
10.	Jim Zorn	32	21	329	2	vs. San Diego 9/3/78
11.	Jim Zorn	43	24	327	1	at Oakland 9/20/81
12.	Bruce Mathison	42	20	326	2	vs. Miami 10/4/87
13.	Jeff Kemp	50	21	322	0	at Denver 9/15/91
14.	Jim Zorn	41	22	318	1	at Denver 11/21/82
15.	Jim Zorn	35	23	314	2	at Oakland 12/16/79
16.	Jim Zorn	36	20	312	4	vs. New England 9/21/80
17.	Dave Krieg	49	27	311	1	vs. San Diego 10/29/89
18.	Dave Krieg	35	22	310	2	at Green Bay 10/21/84
19.	Jim Zorn	32	17	308	1	at Green Bay 10/15/78
	Jim Zorn	39	22	308	2	vs. Denver 12/8/79
	Jim Zorn	47	31	308	1	vs. Kansas City 9/27/81

		Att	Cmp	Yds	TD	Opponent
22.	Dave Krieg	32	22	307	5	at San Diego 9/15/85
23.	Dave Krieg	23	16	306	2	at Kansas City 11/11/90
24.	Dave Krieg	21	15	305	4	at San Diego 12/14/86

300 Yards: Krieg 11, Zorn 9, Kemp 2, Mathison 1, Stouffer 1

RECEIVING

	No	Yds	TD	Opponent
1.	Steve Largent	15	261	3 at Detroit 10/18/87
2.	Steve Largent	12	191	1 at Denver 11/25/84
3.	John L. Williams	7	180	1 at L.A. Raiders 12/18/88
4.	Sam McCullum	8	173	1 at Oakland 12/16/79
5.	Steve Largent	7	169	1 vs. N.Y. Jets 12/6/81
6.	Tommy Kane	10	162	0 at Miami 12/16/90
7.	Brian Blades	12	160	2 at New Orleans 9/1/91
8.	Steve Largent	8	155	3 at St. Louis 11/13/83
9.	Steve Largent	9	146	2 vs. New Orleans 11/18/79
	Brian Blades	9	146	1 vs. Phoenix 9/17/89
11.	Brian Blades	8	145	1 vs. New Orleans 10/16/88
12.	Steve Largent	4	142	1 at Oakland 10/26/80
13.	Charle Young	7	140	0 at San Diego 10/9/83
14.	Steve Largent	5	139	2 vs. L.A. Raiders 9/16/79
	Steve Largent	8	139	1 vs. N.Y. Giants 12/7/80
16.	Steve Largent	8	138	0 vs. New England 11/17/85
17.	Jimmy Teal	9	137	0 vs. Miami 10/4/87
18.	Steve Largent	6	135	2 vs. Houston 10/21/79
19.	Steve Largent	4	134	2 vs. Buffalo 10/30/77
	Brian Blades	7	134	0 vs. Kansas City 12/5/93
21.	Steve Largent	7	133	1 vs. New England 12/18/83
22.	Brian Blades	10	132	1 vs. San Diego 10/3/93
23.	Brian Blades	8	131	0 at San Diego 11/10/91
24.	Steve Largent	8	130	2 vs. Washington 9/25/83
	Steve Largent	8	130	1 at Minnesota 9/30/84
26.	Steve Largent	7	129	1 at Green Bay 10/21/84
	John L. Williams	12	129	1 vs. L.A. Raiders 12/17/89
28.	Steve Largent	7	128	1 vs. San Francisco 9/26/76
	Ray Butler	3	128	2 at New England 9/21/86
30.	Steve Largent	6	127	1 vs. San Diego 9/3/78
	Steve Largent	6	127	1 at Green Bay 10/15/78
	Steve Largent	6	127	0 at Atlanta 10/29/79
	Steve Largent	6	127	2 vs. New England 9/21/80
34.	Steve Largent	6	126	2 at Chicago 11/5/78
35.	Brian Blades	4	123	2 at L.A. Raiders 12/11/88
36.	Sam McCullum	6	122	1 at Oakland 9/20/81
	Brian Blades	8	122	0 at Denver 11/26/89
	Tommy Kane	6	122	0 at Denver 9/15/91
39.	Daryl Turner	7	121	4 at San Diego 9/15/85
40.	Steve Largent	9	120	2 at Kansas City 12/2/79
41.	Steve Largent	5	118	1 vs. San Diego 10/4/81
	Paul Johns	6	118	1 vs. Pittsburgh 10/23/83
	Byron Franklin	5	118	1 vs. San Diego 10/6/86
44.	John L. Williams	8	117	1 at Chicago 12/20/87
	Brian Blades	10	117	1 vs. San Diego 10/29/89
46.	Steve Largent	4	116	2 vs. San Diego 11/27/77
	Steve Largent	8	116	2 vs. San Diego 9/18/83
	Paul Johns	9	116	0 at Denver 11/20/83
49.	Steve Largent	8	114	1 at Cincinnati 9/6/81
50.	Duke Ferguson	4	113	1 vs. Buffalo 10/30/77
	Brian Blades	7	113	1 at L.A. Raiders 10/1/89
52.	Sam McCullum	4	112	2 vs. St. Louis 9/12/76
	Steve Raible	3	112	1 at Minnesota 11/14/76
54.	Steve Largent	8	111	0 vs. Chicago 12/12/82
55.	Steve Largent	6	110	0 at Denver 9/23/79

	No	Yds	TD	Opponent
	Steve Largent	5	110	0 at New Orleans 11/10/85
	John L. Williams	9	110	0 at San Diego 11/25/90
58.	Steve Largent	5	109	0 vs. Pittsburgh 11/28/82
59.	Steve Largent	8	108	1 vs. Cleveland 12/3/78
	Steve Largent	7	108	1 vs. N.Y. Jets 11/2/86
61.	Sam McCullum	5	107	0 at N.Y. Jets 10/19/80
	Ray Butler	6	107	2 vs. Denver 12/13/87
	Brian Blades	6	107	1 at Cincinnati 12/10/89
	Brian Blades	5	107	1 at Denver 9/15/91
65.	Steve Largent	5	106	2 vs. Buffalo 10/14/84
66.	David Sims	4	105	1 at Cincinnati 9/25/77
	Paul Johns	8	105	0 at New England 9/16/84
68.	Steve Largent	8	104	2 vs. Detroit 12/2/84
69.	David Hughes	12	103	0 vs. Kansas City 9/27/81
	Paul Johns	5	103	0 at Denver 11/21/82
	Steve Largent	8	103	1 vs. Atlanta 10/13/85
	Brian Blades	6	103	0 vs. San Diego 12/27/92
73.	Tommy Kane	6	102	0 at Pittsburgh 10/20/91
	Sam McCullum	5	102	0 vs. Denver 12/8/79
	Steve Largent	7	102	0 at Cincinnati 11/16/86
76.	Steve Largent	6	101	1 vs. New Orleans 11/21/76
	Steve Largent	6	101	1 vs. Philadelphia 11/02/80
	Steve Largent	7	101	1 vs. Kansas City 12/01/85
79.	Steve Largent	6	101	0 vs. Denver 12/20/86

100 Yards: Largent 40, Blades 13, McCullum 5, Johns 4, Williams 4, Kane 3, Butler 2, Fergerson 1, Franklin 1, Hughes 1, Raible 1, Sims 1, Teal 1, Turner 1, C. Young 1

SACKS

	No	Loss	Opponent
1.	Jacob Green	4.0	29.0 vs. N.Y. Giants 10/19/86
2.	Jacob Green	3.5	24.5 vs. L.A. Raiders 10/16/83
3.	Bill Gregory	3.0	10.0 vs. Denver 10/29/78
4.	Jacob Green	3.0	29.0 vs. New England 12/18/83
5.	Jacob Green	3.0	24.0 vs. Cleveland 9/3/84
6.	Jeff Bryant	3.0	19.0 vs. Detroit 12/2/84
7.	Jacob Green	3.0	15.0 vs. Cleveland 12/8/85
8.	Jacob Green	3.0	12.0 vs. Philadelphia 11/23/86
9.	Fredd Young	3.0	17.0 vs. Philadelphia 11/23/86
10.	Jacob Green	3.0	28.0 vs. Kansas City 9/11/88
11.	Rufus Porter	3.0	20.0 vs. San Diego 10/15/89
12.	Jacob Green	3.0	14.0 vs. Detroit 12/30/90
13.	Rufus Porter	3.0	16.0 vs. Denver 11/24/91
14.	Cortez Kennedy	3.0	23.0 at New England 9/20/92
15.	Michael Sinclair	3.0	23.0 vs. San Diego 10/3/93

3.0 or More: Green 8, Porter 2, Bryant 1, Gregory 1, Kennedy 1, Sinclair 1, Young 1



TOP OPPONENT PERFORMANCES

RUSHING

Player	Team, Date	Att	Yds	TD
1. Bo Jackson	L.A. Raiders 11/30/87	18	221	2
2. Earl Campbell	Houston 10/11/81	39	186	2
3. Walter Payton	Chicago 12/5/76	27	183	0
4. Marcus Allen	L.A. Raiders 12/5/82	24	156	2
Christian Okoye	Kansas City 10/8/89	30	156	1
6. Chuck Muncie	San Diego 11/16/81	20	151	2
Freeman McNeil	N.Y. Jets 10/27/85	22	151	0
8. Eric Dickerson	L.A. Rams 9/23/85	31	150	3
9. Ted McKnight	Kansas City 9/30/79	12	147	2
10. Mike Thomas	Washington 9/19/76	27	143	1
11. Earl Campbell	at Houston 9/19/82	30	142	1
12. Mike Pruitt	at Cleveland 11/11/79	15	141	2
13. Jim Otis	St. Louis 9/12/76	27	140	1
Freeman McNeil	at N.Y. Jets 9/11/83	22	140	0
15. Gerald Riggs	Atlanta 10/13/85	23	139	0
16. Mike Pruitt	Cleveland 9/12/82	30	136	2
17. Franco Harris	Pittsburgh 10/23/83	31	132	1
18. Ottis Anderson	at St. Louis 11/13/83	29	130	0
19. Bobby Humphrey	at Denver 9/23/90 (OT)	25	129	0
20. Marion Butts	at San Diego 11/25/90 (OT)	28	128	0

PASSING

Player	Team, Date	Att	Cmp	Yds	TD	Int
1. Dan Fouts	at San Diego 9/15/85	43	29	440	4	1
2. John Elway	Denver 12/20/85	42	24	432	1	0
3. Ken O'Brien	N.Y. Jets 11/2/86	32	26	431	4	0
Steve Beuerlein	Phx 12/19/93 (OT)	53	34	431	3	2
5. Tony Eason	at New Eng 9/21/86	45	26	414	3	0
6. Warren Moon	at Houston 11/7/93	55	36	369	2	2
7. R. Cunningham	Phil 12/13/92 (OT)	44	27	365	0	1
8. Lynn Dickey	Green Bay 10/21/84	38	24	364	3	3
9. Jay Schroeder	L.A. Raiders 12/18/88	49	22	354	3	1
10. Jeff Rutledge	at NY Giants 12/11/83	52	29	349	0	2
11. John Elway	Denver 10/22/89	35	18	344	2	0
Mark Herrmann	San Diego 10/6/85	35	26	344	3	3
13. Ken Stabler	Oakland 9/16/79	37	25	343	1	2
14. Ken Stabler	at Oakland 12/16/79	47	31	342	1	2
15. Dan Fouts	at San Diego 12/13/80	42	29	339	1	2
16. John Elway	at Denver 9/13/87	32	22	338	4	1
Dan Fouts	San Diego 9/18/83	41	21	338	4	3
18. John Elway	Denver 12/13/87	42	21	335	1	2
19. Boomer Esiason	at Cincinnati 11/16/86	33	22	334	1	1
20. Dan Fouts	San Diego 9/9/84	40	23	332	2	4
21. Dan Fouts	at San Diego 10/9/83	36	28	331	1	2
22. John Elway	at Denver 10/26/86	32	18	321	1	1

RECEIVING YARDS

Player	Team, Date	No	Yds	TD
1. Wes Chandler	at San Diego 9/15/85	13	243	1
2. Al Toon	N.Y. Jets 11/2/86	9	195	2
3. Marcus Allen	at L.A. Raiders 10/7/84	4	173	1
4. Morris Owens	Tampa Bay 10/16/77	9	166	1
Henry Marshall	at Kansas City 12/9/84	8	166	1

Player	Team, Date	No	Yds	TD
Roy Green	Phoenix 9/17/89	8	166	3
7. Jerry Rice	San Francisco 9/25/88	6	163	3
8. James Lofton	at Green Bay 10/21/84	5	162	2
9. Stanley Morgan	at New England 9/21/86	7	161	3
Wesley Walker	N.Y. Jets 11/2/86	6	161	1
Fred Barnett	Philadelphia 12/13/92 (OT)	9	161	1
12. Cliff Branch	Oakland 9/16/79	7	156	0
13. Vance Johnson	at Denver 11/26/89	6	154	2
14. Todd Christensen	L.A. Raiders 10/16/83	11	152	3
Gary Clark	Phoenix 12/19/93 (OT)	12	152	1
16. Wes Chandler	San Diego 10/6/85	9	150	2
17. Carlos Carson	Kansas City 11/27/83 (OT)	7	149	1
Gary Clark	Washington 12/23/89	9	149	1
19. Anthony Miller	at San Diego 10/4/92	9	142	2
20. Mike Quick	at Philadelphia 9/10/89	6	140	1
21. Drew Hill	Houston 11/13/88	8	139	1

SACKS

Player	Team, Date	No	Lost
1. Derrick Thomas	at Kansas City 11/11/90	7.0	60.0
2. Barney Chavous	Denver 12/21/80	4.0	47.0
Anthony Smith	L.A. Raiders 10/18/92	4.0	29.0
Anthony Smith	L.A. Raiders 9/12/93	4.0	21.0
5. Keith Willis	Pittsburgh 10/23/83	3.5	15.0
Randy White	Dallas 12/4/83	3.5	30.0
Simon Fletcher	Denver 11/30/92 (OT)	3.5	23.5
8. 9 players tied with		3.0	

SERIES BREAKDOWN

(Regular Season Games Only)
(*Overtime)

AFC WEST (54-72)

DENVER BRONCOS (13-20)

10/2/77 — L	13-24	53,108	10/26/86 — L @	13-20	76,089
10/7/78 — L @	7-28	74,989	12/20/86 — W	41-16	63,697
10/29/78 — *L	17-20	62,948	9/13/87 — L @	17-40	75,999
9/23/79 — L @	34-37	74,879	12/13/87 — W	28-21	61,759
12/8/79 — W	28-23	60,038	9/4/88 — W @	21-14	75,986
11/23/80 — L @	20-36	73,274	12/11/88 — W	42-14	62,839
12/21/80 — L	17-25	51,853	10/22/89 — *L	21-24	62,353
9/13/81 — W	13-10	58,513	11/26/89 — L @	14-41	75,117
12/13/81 — L @	13-23	74,527	9/23/90 — *L @	31-34	75,290
11/21/82 — W @	17-10	73,916	12/23/90 — W	17-12	55,845
1/2/83 — W	13-11	43,145	9/15/91 — L @	10-16	74,152
11/6/83 — W	27-19	61,189	11/24/91 — W	13-10	60,430
11/20/83 — L @	27-38	74,710	11/30/92 — *W	16-13	51,612
11/25/84 — W @	27-24	74,922	12/20/92 — L @	6-10	72,570
12/15/84 — L	14-31	64,411	10/31/93 — L @	17-28	73,644
10/20/85 — *L @	10-13	74,899	11/28/93 — L	9-17	57,812
12/20/85 — L	24-27	56,283			

MAN OF THE YEAR

Eugene Robinson was named the Seahawks NFL Man of the Year for 1993 for his play on the field and charitable work in the community. It marks the third consecutive season that Robinson has won the award. Robinson was also nominated for the 1994 Bryron "Whizzer" White Humanitarian Award.

KANSAS CITY CHIEFS (12-19)

12/11/77	— W @	34-31	22,562	11/9/86	— L @	7-27	53,268
11/19/78	— W @	13-10	32,252	9/20/87	— W	43-14	61,667
12/17/78	— W	23-19	58,490	12/27/87	— L @	20-41	20,370
9/30/79	— L	6-24	61,169	9/11/88	— W	31-10	61,512
12/2/79	— L @	21-37	42,160	11/20/88	— L @	24-27	33,152
9/14/80	— W @	17-16	42,403	10/8/89	— L	16-20	60,715
11/9/80	— L	30-31	58,976	11/5/89	— L @	10-20	54,489
9/27/81	— L	14-20	59,255	10/21/90	— W	19-7	60,358
11/22/81	— L @	13-40	49,002	11/11/90	— W @	17-16	71,285
9/4/83	— L @	13-17	42,531	9/22/91	— L @	13-20	71,789
11/27/83	— *W	51-48	56,795	12/1/91	— L	6-19	57,248
11/4/84	— W	45-0	61,396	9/13/92	— L @	7-26	75,125
12/9/84	— L @	7-34	34,855	11/22/92	— L	14-24	49,867
9/29/85	— L @	7-28	50,485	12/5/93	— L	16-31	58,551
12/1/85	— W	26-6	52,655	1/2/94	— L @	24-34	72,136
9/14/86	— W	23-17	61,068				

LOS ANGELES RAIDERS (14-18)

11/6/77	— L @	7-44	50,929	12/8/86	— W	37-0	62,923
10/22/78	— W	27-7	62,529	10/25/87	— W @	35-13	52,735
11/26/78	— W @	17-16	52,978	11/30/87	— L	14-37	62,802
9/16/79	— W	27-10	61,602	11/28/88	— W	35-27	62,641
12/16/79	— W @	29-24	53,177	12/18/88	— W @	43-37	61,127
10/26/80	— L @	14-33	50,185	10/1/89	— W @	24-20	44,319
11/17/80	— L	17-19	60,480	12/17/89	— W	23-17	61,076
9/20/81	— L @	10-20	45,725	9/16/90	— L	13-17	61,889
11/29/81	— L	31-32	57,147	10/14/90	— L @	17-24	50,624
12/5/82	— L @	23-28	42,170	10/13/91	— *L	20-23	61,974
10/16/83	— W	38-36	60,697	11/17/91	— L @	7-31	49,317
10/30/83	— W @	34-21	49,708	10/18/92	— L	0-19	56,904
10/7/84	— L @	14-28	77,904	11/15/92	— L @	3-20	46,862
11/12/84	— W	17-14	64,011	9/12/93	— L	13-17	58,836
11/3/85	— W	33-3	64,060	12/12/93	— L @	23-27	38,161
12/15/85	— L @	3-13	77,425	Franchise transferred from Oakland in 1982.			
10/12/86	— L @	10-14	70,635				

SAN DIEGO CHARGERS (15-15)

11/27/77	— L	28-30	55,338	10/6/86	— W	33-7	63,207
9/3/78	— L	20-24	55,778	12/14/86	— W @	34-24	47,096
12/10/78	— L @	10-37	49,975	11/22/87	— W	34-3	62,444
9/2/79	— L	16-33	62,287	9/18/88	— L @	6-17	44,449
10/14/79	— L @	10-20	50,077	10/30/88	— W	17-14	59,641
9/7/80	— L	13-34	62,042	10/15/89	— W @	17-16	50,079
12/13/80	— L @	14-21	49,980	10/29/89	— W	10-7	59,961
10/4/81	— L @	10-24	51,463	11/4/90	— L	14-31	59,646
11/16/81	— W	44-23	58,628	11/25/90	— *W @	13-10	50,097
9/18/83	— W	34-31	61,714	10/27/91	— W	20-9	58,025
10/9/83	— L @	21-28	49,132	11/10/91	— L @	14-17	43,597
9/9/84	— W	31-17	61,314	10/4/92	— L @	6-17	36,783
10/29/84	— W @	24-0	53,974	12/27/92	— L	14-31	49,324
9/15/85	— W @	49-35	54,420	9/5/93	— L @	12-18	58,039
10/6/85	— W	26-21	61,300	10/3/93	— W	31-14	54,778

AFC CENTRAL (24-18)

CINCINNATI BENGALS (6-6)

9/25/77	— L @	20-42	45,579	10/11/87	— L	10-17	31,739
9/6/81	— L @	21-27	41,177	12/10/89	— W @	24-17	54,744
12/26/82	— L @	10-24	55,330	10/1/90	— W	31-16	60,135
11/18/84	— W @	26-6	50,280	10/6/91	— W @	13-7	60,010
9/8/85	— W @	28-24	51,625	9/6/92	— L	3-21	57,350
11/16/86	— L @	7-34	54,410	9/26/93	— W @	19-10	46,880

CLEVELAND BROWNS (9-3)

12/18/77	— W	20-19	61,583	10/2/83	— W @	24-9	75,446
12/3/78	— W	47-24	62,262	9/3/84	— W	33-0	59,540
11/11/79	— W @	29-24	72,440	12/8/85	— W	31-13	58,477
10/12/80	— L	3-27	61,366	10/9/88	— W @	16-10	78,605
12/20/81	— W	42-21	51,435	11/12/89	— L	7-17	58,978
9/12/82	— L	7-21	55,907	11/14/93	— W	22-5	54,622

HOUSTON OILERS (4-4)

11/20/77	— L	10-22	61,519	9/19/82	— L @	21-23	43,117
10/21/79	— W	34-14	60,705	11/13/88	— W	27-24	60,446
10/5/80	— W @	26-7	46,860	12/2/90	— *W	13-10	57,592
10/11/81	— L @	17-35	42,671	11/7/93	— L @	14-24	50,447

PITTSBURGH STEELERS (5-5)

12/4/77	— L @	20-30	45,429	9/7/86	— W	30-0	61,146
9/10/78	— L @	10-21	48,277	12/6/87	— L @	9-13	48,881
11/8/81	— W	24-21	59,058	10/20/91	— W @	27-7	54,678
11/28/82	— W	16-0	55,553	12/6/92	— L @	14-20	47,015
10/23/83	— L	21-27	61,615	12/26/93	— W	16-6	51,814

AFC EAST (20-16)

BUFFALO BILLS (3-1)

10/30/77	— W	56-17	61,180	11/6/88	— L	3-13	61,074
10/14/84	— W	31-28	59,034	12/4/89	— W	17-16	57,682

INDIANAPOLIS COLTS (1-2)

9/18/77	— L	14-29	58,991	Franchise transferred from Baltimore in 1984.			
11/12/78	— L	14-17	61,905				
9/29/91	— W	31-3	56,656				

MIAMI DOLPHINS (1-4)

10/23/77	— L @	13-31	29,855	9/27/92	— L	17-19	59,374
9/9/79	— L @	10-19	56,233	Moved from the Orange Bowl into Joe Robbie Stadium in 1987.			
10/4/87	— W	24-20	19,448				
12/16/90	— L @	17-24	57,851				

NEW ENGLAND PATRIOTS (7-6)

10/9/77	— L @	0-31	45,929	12/4/88	— L @	7-13	59,068
9/21/80	— L	31-37	61,035	9/24/89	— W @	24-3	48,025
12/19/82	— L	0-16	53,457	10/7/90	— W @	33-20	39,735
12/18/83	— W	24-6	59,688	9/20/92	— W @	10-6	42,327
9/16/84	— L @	23-38	43,140	9/19/93	— W @	17-14	50,392
11/17/85	— L	13-20	60,345	10/24/93	— W	10-9	56,526
9/21/86	— W @	38-31	58,977				

NEW YORK JETS (8-3)

11/13/77	— W @	17-0	43,973	10/27/85	— L @	14-17	69,320
9/17/78	— W @	24-17	46,911	11/28/86	— L	7-38	62,497
11/26/79	— W	30-7	59,977	11/9/87	— L @	14-30	60,452
10/19/80	— W @	27-17	52,496	9/8/91	— W	20-13	56,770
10/25/81	— W @	19-3	49,678	Moved from Shea Stadium into Giants Stadium in 1984.			
12/6/81	— W	27-23	53,105				
9/11/83	— W @	17-10	50,066				

NFC WEST (8-12)

ATLANTA FALCONS (4-1)

11/7/76	— W	30-13	57,985	10/2/88	— W @	31-20	28,619
10/29/79	— W @	31-28	52,566	12/15/91	— L @	13-26	53,834
10/13/85	— W	30-26	60,430				

LOS ANGELES RAMS (1-4)

10/31/76	— L @	6-45	52,035	12/22/91	— W	23-9	51,100
11/4/79	— L	0-24	62,048	Moved from L.A. Coliseum to Anaheim Stadium in 1980.			
9/23/85	— L	24-35	63,292				
10/23/88	— L @	10-31	57,033				

NEW ORLEANS SAINTS (2-3)

11/21/76	— L	27-51	61,865	10/16/88	— L	19-20	63,569
11/18/79	— W	38-24	60,055	9/1/91	— L @	24-27	68,492
11/10/85	— W @	27-3	47,365				

SAN FRANCISCO 49ERS (1-4)

9/26/76 — L	21-37	59,108	9/25/88 — L	7-38	63,382
10/7/79 — W @	35-24	44,592	12/8/91 — L	22-24	56,711
11/25/85 — L @	6-19	57,482			

NFC CENTRAL (16-9)**CHICAGO BEARS (4-2)**

12/5/76 — L	7-34	60,510	9/23/84 — W	38-9	61,520
11/5/78 — W @	31-29	50,697	12/20/87 — W @	34-21	62,518
12/12/82 — W	20-14	52,826	9/9/90 — L @	0-17	64,400

DETROIT LIONS (4-2)

10/24/76 — L	14-41	61,280	10/18/87 — W @	37-14	8,310
9/24/78 — W	28-16	56,781	12/30/90 — W	30-10	50,681
12/2/84 — W	38-17	62,441	10/17/93 — L @	10-30	60,801

GREEN BAY PACKERS (3-3)

10/10/76 — L @	20-27	54,983	11/15/87 — W	24-13	60,963
10/15/78 — L @	28-45	52,712	12/9/90 — W @	20-14	52,015
11/1/81 — L @	24-34	49,467	1981 at Green Bay. All others in Milwaukee.		
10/21/84 — W @	30-24	52,286			

MINNESOTA VIKINGS (3-2)

11/14/76 — L @	21-27	45,087	11/18/90 — L	21-24	59,735
10/8/78 — W	29-28	62,031	Moved from Metropolitan Stadium into the Metrodome in 1982.		
9/30/84 — W @	20-12	57,171			
11/1/87 — W	28-17	61,134			

TAMPA BAY BUCCANEERS (2-0)

10/17/76 — W @	13-10	43,812	10/16/77 — W	30-23	54,783
----------------	-------	--------	--------------	-------	--------

NFC EAST (5-22)**ARIZONA CARDINALS (0-4)**

9/12/76 — L	24-30	58,441	12/19/93 — *L	27-30	45,737
11/13/83 — L @	28-33	33,280	Franchise transferred from St. Louis in 1988.		
9/17/89 — L	24-34	60,444			

DALLAS COWBOYS (1-4)

10/3/76 — L	13-28	62,027	11/27/86 — W @	31-14	58,020
11/27/80 — L @	7-51	57,540	10/11/92 — L @	0-27	62,311
12/4/83 — L	10-35	63,352			

NEW YORK GIANTS (2-5)

11/28/76 — L @	16-28	65,111	10/19/86 — W	17-12	62,282
12/7/80 — L	21-27	51,617	11/19/89 — L @	3-15	75,014
10/18/81 — L	0-32	56,134	10/25/92 — L @	10-23	67,399
12/11/83 — W @	17-12	48,942			

PHILADELPHIA EAGLES (1-4)

12/12/76 — L @	10-27	37,949	9/10/89 — L @	7-31	64,287
11/2/80 — L	20-27	61,047	12/13/92 — *L @	17-20	47,492
11/23/86 — W	24-20	55,786			

WASHINGTON REDSKINS (1-5)

9/19/76 — L @	7-31	53,174	9/28/86 — L @	14-19	54,157
9/28/80 — W @	14-0	53,263	12/23/89 — L	0-29	60,294
9/25/83 — L	17-27	60,718	11/8/92 — L	3-16	53,616

NO TIES

The Seahawks are the only team in the history of the NFL to have not played a tie game. The Cincinnati Bengals and Tampa Bay Buccaneers have each played one. There has not been a tie game played in the regular season since Cleveland and Kansas City played to a 10-10 tie in 1989.

SERIES HISTORY

	Regular Season				Post-sea.	Pre-sea.
	Total	Home	Road	OT		
* Arizona	0-4	0-3	0-1	0-1	0-0	6-3
Atlanta	4-1	2-0	2-1	0-0	0-0	1-0
Buffalo	3-1	3-1	0-0	0-0	0-0	2-0
Chicago	4-2	2-1	2-1	0-0	0-0	1-1
Cincinnati	6-6	1-2	5-4	0-0	0-1	0-0
Cleveland	9-3	6-3	3-0	0-0	0-0	0-0
Dallas	1-4	0-2	1-2	0-0	0-0	2-0
Denver	13-20	10-7	3-13	1-4	1-0	0-4
Detroit	4-2	3-1	1-1	0-0	0-0	5-2
+ Green Bay	3-3	1-0	2-3	0-0	0-0	1-0
Houston	4-4	3-1	1-3	1-0	0-1	1-0
# Indianapolis	1-2	1-2	0-0	0-0	0-0	5-2
Kansas City	12-19	8-7	4-12	1-0	0-0	0-0
@L.A. Raiders	14-18	8-7	6-11	0-1	1-1	1-1
L.A. Rams	1-4	1-2	0-2	0-0	0-0	1-6
Miami	1-4	1-1	0-3	0-0	1-1	0-1
Minnesota	3-2	2-1	1-1	0-0	0-0	3-3
New England	7-6	2-3	5-3	0-0	0-0	1-1
New Orleans	2-3	0-2	2-1	0-0	0-0	0-0
N.Y. Giants	2-5	1-2	1-3	0-0	0-0	0-0
N.Y. Jets	8-3	3-1	5-2	0-0	0-0	0-0
Philadelphia	1-4	1-1	0-3	0-1	0-0	0-0
Pittsburgh	5-5	4-1	1-4	0-0	0-0	0-0
San Diego	15-15	10-6	5-9	1-0	0-0	2-1
San Francisco	1-4	0-3	1-1	0-0	0-0	9-10
Tampa Bay	2-0	1-0	1-0	0-0	0-0	2-0
Washington	1-5	0-3	1-2	0-0	0-0	0-0
TOTALS	127-149	74-63	53-86	4-7	3-4	43-35

+ Includes games at Milwaukee's County Stadium

Includes 2 games while franchise was located in Baltimore.

@ Includes 5 games while franchise was located in Oakland.

* Includes 2 games while franchise was located in St. Louis.

OVERTIME SUMMARIES

Denver 20, at Seattle 17 — Sunday, October 29, 1978

The Broncos Jim Turner kicked a second-chance 18-yard field goal 12:59 into overtime for the win. Turner missed an 18-yarder the play before but the Seahawks were penalized for 12 men on the field. Denver's Steve Foley intercepted a pass at the Seattle 36 to set up the drive. The Broncos had three possessions in the overtime and Seattle two.

at Seattle 51, Kansas City 48 — Sunday, November 27, 1983

Norm Johnson's third 42-yard field goal of the day, with 1:46 gone in overtime, gave the Seahawks the win in the highest-scoring game in Seattle history and the third-highest in NFL history. Seattle had the only possession in overtime, driving 24 yards in four plays. Zachary Dixon's 47-yard kickoff return to the Chiefs 48 started the drive, which featured four Curt Warner runs to the Kansas City 24 before Johnson kicked his field goal on third down. Warner set team records with 32 rushes, 207 rushing yards, and scored three touchdowns. Johnson had tied the game with two seconds left in regulation with a 42-yarder.

at Denver 13, Seattle 10 — Sunday, October 20, 1985

Rich Karlis booted a 24-yard field goal 9:19 into overtime for the winner. Each team had three possessions, with the first two ending in punts. Seattle's third drive ended in Daniel Hunter's interception and 20-yard return to the Seahawks 15. Karlis booted his field goal four plays later.

Denver 24, at Seattle 21 — Sunday, October 22, 1989

David Treadwell kicked a 27-yard field goal 7:46 into overtime. Seattle won the toss and drove to the Broncos 22 where Norm Johnson's 40-yard field goal was wide left. After a Denver punt, Denver's Dennis Smith intercepted a Dave Krieg pass and returned it 28 yards to the Seattle 10, where Treadwell kicked a field goal on the next play.

at Denver 34, Seattle 31 — Sunday, September 23, 1990

David Treadwell's 25-yard field goal 9:14 into overtime capped Denver's first overtime possession. Seattle won the toss and drove to the Denver 26 where Johnson's 44-yard field goal was wide right. The Broncos then moved from their own 26 to the Seattle 8 setting up the kick.

Seattle 13, at San Diego 10 — Sunday, November 25, 1990

Norm Johnson's 40-yard field goal came 3:01 into overtime and was set up by Rufus Porter's recovery of a Nesby Glasgow forced fumble at the Chargers 23.

at Seattle 13, Houston 10 — Sunday, December 2, 1990

De ja vu. Norm Johnson's 42-yard field goal 4:25 into overtime was set up by David Wyman's recovery of a Tony Woods forced fumble at the Houston 27.

L.A. Raiders 23, at Seattle 20 — Sunday, October 13, 1991

Jeff Jaeger's 37-yard field goal 6:37 into overtime was the winner. After both team's punted on their first possession, Los Angeles' Ronnie Lott intercepted Jeff Kemp at the Seattle 19 and Jaeger kicked the game-winner on the next play.

at Seattle 16, Denver 13 — Sunday, November 30, 1992

John Kasay redeemed himself with a 32-yard field goal 11:10 into overtime as Seattle snapped an eight-game losing streak. Kasay had missed a 33-yarder on Seattle's second overtime possession. Denver had three possessions and Seattle four. The Seahawks special teams and defense set up the game-winning drive by downing a punt at the Denver 4 and holding the Broncos to no yards on three plays. Seattle drove 24 yards in four plays for the winner.

Philadelphia 20, at Seattle 17 — Sunday, December 13, 1992

Roger Ruzek's 44-yard field goal as the gun sounded ended the longest game in Seattle history (75:00). The Eagles gained 101 yards and controlled the ball for 10:02 in overtime.

Phoenix 30, at Seattle 27 — Sunday, December 19, 1993

Greg Davis kicked a club record and personal best 55-yard field goal on the last play of regulation and added a 41-yarder on the Cardinals only possession of overtime for the win. Davis' 55-yard kick capped a 27-yard, 7-play drive after Seattle took a 27-24 lead on Rick Mirer's one-yard run with 1:22 left. Steve Beuerlein hit 5-of-6 passes on Phoenix's 57-yard, 13-play game-winning drive. It was the only possession in overtime by either team.

IN A RUSH

For the first time in their history, the Seahawks led the AFC in rushing, averaging 125.9 yards per game. Seattle ranked fourth in the entire league, also their highest-ever ranking. Seattle's previous best NFL ranking was fifth in 1986.



YEAR BY YEAR REVIEW

1976 REVIEW

Date	W/L	Score	Opp	Att	Interceptions	No	Yds	Avg	LG	TD	
09/12	L	24-30	St. Louis	58,441	Brown	4	70	17.5	33	0	
09/19	L	7-31	at Washington	53,174	Woolsey	4	19	4.7	13	0	
09/26	L	21-37	San Francisco	59,108	Matthews	3	60	20.0	40	1	
10/03	L	13-28	Dallas	62,027	SEA	15	218	14.5	40	1	
10/10	L	20-28	Green Bay	54,983	OPP	30	388	12.9	70	4	
			(at Milwaukee)		Punt Returns	No	FC	Yds	Avg	LG	TD
10/17	W	13-10	at Tampa Bay	43,812	Blackwood	19	2	132	6.9	26	0
10/24	L	14-41	Detroit	61,280	Brown	13	4	74	5.6	19	0
10/31	L	6-41	at L.A. Rams	52,035	SEA	39	6	246	6.3	26	0
11/06	W	31-13	Atlanta	57,985	OPP	56	3	534	9.5	50	1
11/13	L	21-27	at Minnesota	45,087	Kickoff Returns	No	Yds	Avg	LG	TD	
11/20	L	27-51	New Orleans	61,865	Ross	30	655	21.8	45	0	
11/27	L	16-28	at N.Y. Giants	65,111	Bolton	15	280	18.6	30	0	
12/05	L	7-34	Chicago	60,510	SEA	79	1605	20.3	45	0	
12/12	L	10-27	at Philadelphia	37,949	OPP	46	1041	22.6	41	0	

Team Statistics	Sea	Opp	Punting	No	Yds	Avg	NetTB	I20	LGB		
TOTAL FIRST DOWNS	237	323	Engles	80	3067	38.3	29.9	3	13	55	2
Rushing	75	166	SEA	82	3067	37.4	30.1	3	13	55	2
Passing	140	136	OPP	65	2275	35.0	29.6	5	10	54	2
Penalty	22	21	FGs	1-19	20-29	30-39	40-49	50+			
3rd Down: Made/Att	59/221	96/219	Bitterlich	0-0	1-1	0-2	0-1	0-0			
3rd Down Pct.	26.7	43.8	Leypoldt	0-0	2-2	1-2	5-7	0-1			
4th Down: Made/Att	15/20	6/16	SEA	0-0	3-3	1-4	5-8	0-1			
4th Down Pct.	75.0	37.8	OPP	1-1	7-7	7-11	5-9	0-2			

TOTAL NET YARDS	4062	5405	Bitterlich: (27) (—) (36W,40W,33W)
Avg. Per Game	290.1	386.0	Leypoldt: () () () (—) (48,44,45B)
Total Plays	882	1008	(25,39,51S) (—) (43,41) (—) (36W) (—)
Avg. Per Play	4.6	5.3	(45,46R) (—) (24)
NET YARDS RUSHING	1413	2881	SEA: (27) (—) (36W,40W,33W) (—)
Avg. Per Game	100.9	206.0	(48,44,45B) (25,39,51S) (—) (43,41) (—)
Total Rushes	374	614	(36W) (—) (45,46R) (—) (24)
NET YARDS PASSING	2649	2524	OPP: (28,46W,22,26) (37) (45,45,31)
Avg. Per Game	189.2	180.0	(50B,39W) (—) (38,36W,35B) (25,44) (20)
Sacked/Yards Lost	28/225	27/246	(44W,18,40B,21) (32W,43,39) (46,36,21)
Gross Yards	2874	2770	(—) (45S,51S) (33,37)

PUNTS/AVERAGE	82/37.4	65/35.0								
NET PUNTING AVG.	30.1	29.6								
PENALTIES/YARDS	80/684	106/926								
FUMBLES/BALL LOST	30/18	23/13								
TOUCHDOWNS	29	53								
Rushing	14	20								
Passing	13	27								
Returns	2	6								
TOTAL POINTS	229	429								
By Quarters	1	2	3	4	OT	Tot				
SEA	39	73	61	56	0	229				
OPP	91	116	127	95	0	429				

Scoring	TD	Ru	Pa	Rt	PAT	FG	S	Pts
Leypoldt	0	0	0	0	19-22	8-12	0	43
Smith	5	4	1	0	0	0	0	30
Largent	4	0	4	0	0	0	0	24
McCullum	4	0	4	0	0	0	0	24
McKinnis	4	0	0	0	0	0	0	24
Zorn	4	0	0	0	0	0	0	24
SEA	29	14	13	2	26-29	9-16	1	229
OPP	53	20	27	6	51-53	20-30	0	429

Rushing	Att	Yds	Avg	LG	TD
Smith	119	537	4.5	53	4
Zorn	52	246	4.7	19	4
Testerman	67	246	3.8	16	1
Nelson	52	173	3.3	25	1
McKinnis	46	105	2.2	14	4
SEA	374	1413	3.7	53	14
OPP	614	2881	4.6	47	20
Receiving	No	Yds	Avg	LG	TD
Largent	54	705	13.0	45	4
Howard	37	422	11.4	30	0
Smith	36	384	10.6	34	1
McCullum	32	506	15.8	72	4
Testerman	25	232	9.2	25	1
SEA	229	2874	12.5	80	13
OPP	223	2770	12.4	66	27

Passing	Att	Cmp	Yds	Cmp%	Yds/Att	TD	TD%	Int	Int%	LG	Sacked	Rating
Zorn	439	208	2571	47.3	5.85	12	2.7	27	6.1	80	25/196	49.4
Munson	37	20	295	54.0	7.97	1	2.7	3	8.1	44	3/29	----
SEA	480	229	2874	47.7	5.98	13	3.7	30	6.2	80	26/225	49.9
OPP	367	223	2770	60.7	7.54	27	7.3	15	4.0	66	27/246	91.7

DEFENSIVE STATISTICS

(According to Unofficial Press Box Statistics)

Tackles	Player	T	S	A	Sa	T/L	PD	FF	FR
	Brown	111	85	26	0.0	2.0	17	2	0
	Curtis	107	66	41	1.0	5.0	1	0	1
	Bradley	101	75	26	0.0	7.0	4	1	1
	Matthews	92	75	17	0.0	0.0	13	0	0
	Niehaus	90	58	32	8.5	13.0	0	0	1

NOTABLE
Record (Finish): 2-12 (5th, NFC West)
Head Coach: Jack Patera (2-12, .143)
Assistants: Sam Boghosian (Off. Coord./OL), Bob Hollway (Def. Coord./DBs), Earl Leggett (DL), Andy MacDonald (RBs), Larry Peccatiello (LBs), Jerry Rhome (QB/WRs/TEs)
Captains: T Norm Evans (Off), LB Mike Curtis (Def), LB Ed Bradley (Sp. Teams)
MVP: QB Jim Zorn
Pro Bowl: None
National Honors: Jim Zorn, NFC Offensive Rookie of the Year; DT Steve Niehaus, NFC Defensive Rookie of the Year
All-NFL: None
Starters: Offense: WR Sam McCullum (13), LT Nick Bebout (13), LG Bob Penchion (13), C Fred Hoaglin (7), *C Art Kuehn (7), RG John Demarie (7), RG Bob Newton (7), RT Norm Evans (10), TE Ron Howard (13), *WR Steve Largent (13), *QB Jim Zorn (14), *RB Sherman Smith (9), *FB Don Testerman (8).
Defense: LE Dave Tipton (12), *LT Steve Niehaus (14), RT Richard Harris (8), RE Bob Lurtsema (13), LLB Ken Geddes (9), *LLB Sammy Green (5), MLB Ed Bradley (14), RLB Mike Curtis (14), LCB Eddie McMillan (14), RCB Rolly Woolsey (11), FS Dave Brown (14), SS Al Matthews (14).
Specialists: K Don Bitterlich (3), K John Leypoldt (11), P Rick Engles (14).
 * Rookie or first-year player

1977 REVIEW

Date	W/L	Score	Opp	Att	Interceptions	No	Yds	Avg	LG	TD	
09/18	L	14-29	Baltimore	58,991	Beamon	6	36	6.0	16	0	
09/25	L	20-42	at Cincinnati	45,579	McMillan	4	157	39.2	57	0	
10/02	L	13-24	Denver	53,108	Brown	4	68	17.0	29	1	
10/09	L	0-31	at New England	45,929	Preece	4	55	13.7	29	0	
10/16	W	30-23	Tampa Bay	54,783	Geddes	3	9	3.0	6	0	
10/23	L	13-31	at Miami	29,855	SEA	25	356	14.2	57	1	
10/30	W	56-17	Buffalo	61,180	OPP	32	594	18.5	102	3	
11/06	L	7-44	at Oakland	50,929	Kickoff Returns	No	Yds	Avg	LG	TD	
11/13	W	17-0	at N. Y. Jets	43,973	Hunter	36	820	22.7	41	0	
11/20	L	10-22	Houston	61,519	Ferguson	11	240	21.8	39	0	
11/27	L	28-30	San Diego	55,338	Packer	13	280	21.5	44	0	
12/04	L	20-30	at Pittsburgh	45,429	SEA	71	1502	21.2	44	0	
12/11	W	34-31	at Kansas City	22,562	OPP	50	1240	24.8	70	0	
12/18	W	20-19	Cleveland	61,583	Punt Returns	No	FC	Yds	Avg	LG	TD

Team Statistics	Sea	Opp
TOTAL FIRST DOWNS	251	295
Rushing	116	152
Passing	116	125
Penalty	19	18
3rd Down: Made/Att	72/187	86/206
3rd Down Pct.	38.5	42.7
4th Down: Made/Att	6/16	9/14
4th Down Pct.	37.8	64.3
TOTAL NET YARDS	4292	4818
Avg. Per Game	306.5	344.1
Total Plays	869	963
Avg. Per Play	4.9	5.0
NET YARDS RUSHING	1964	2485
Avg. Per Game	140.2	177.5
Total Rushes	461	596
NET YARDS PASSING	2328	2333
Avg. Per Game	166.2	166.6
Sacked/Yards Lost	21/131	18/131
Gross Yards	2459	2464
Att./Completions	387/175	349/196
Completion Pct.	45.2	56.1
Had Intercepted	32	25
PUNTS/AVERAGE	64/37.9	54/35.9
NET PUNTING AVG.	30.9	30.8
PENALTIES/YARDS	76/666	96/794
FUMBLES/BALL LOST	26/13	20/11
TOUCHDOWNS	37	43
Rushing	12	21
Passing	23	19
Returns	2	3
TOTAL POINTS	282	373

By Quarters	1	2	3	4	OT	Tot
SEA	52	106	57	67	0	282
OPP	101	105	65	102	0	373

Scoring	TD	Ru	Pa	Rt	PAT	FG	S	Pts
Largent	10	0	10	0	0	0	0	60
Leyboldt	0	0	0	0	33-37	9-18	0	60
Sims	8	5	3	0	0	0	0	48
Smith	6	4	2	0	0	0	0	36
Testerman	5	1	4	0	0	0	0	30

SEA	37	12	23	2	33-37	9-18	0	282
OPP	43	21	19	3	42-43	23-31	0	373

Rushing	Att	Yds	Avg	LG	TD
Smith	163	763	4.7	39	4
Testerman	119	459	3.8	20	1
Sims	99	369	3.7	17	5
Hunter	32	179	5.5	20	1
Zorn	25	141	5.6	15	1
SEA	461	1964	4.2	39	12
OPP	596	2485	4.1	41	21

Receiving	No	Yds	Avg	LG	TD
Largent	33	643	19.4	74	10
Testerman	31	219	7.0	25	4
Smith	30	419	13.9	44	2
Ferguson	19	374	19.6	45	2
Howard	17	177	10.4	24	1
Sims	12	176	14.6	82	3
Sawyer	10	105	10.5	27	0
SEA	175	2459	14.0	82	23
OPP	196	2464	12.5	67	19

Passing	Att	Cmp	Yds	Cmp%	Yds/Att	TD	TD%	Int	Int%	LG	Sacked	Rating
Zorn	251	104	1683	41.4	6.60	16	6.3	19	7.5	82	12/51	54.2
Myer	130	70	729	53.8	5.60	6	4.6	12	9.2	45	9/80	47.6
SEA	387	175	2459	45.2	6.35	23	5.9	32	8.2	82	21/131	51.7
OPP	349	196	2465	56.1	7.06	19	5.4	25	7.1	67	18/131	66.6

Punting	No	Yds	Avg	NetTB	I20	LGB		
Weaver	58	2293	39.5	31.8	4	10	59	1
Engles	4	137	34.3	25.3	0	0	41	1
SEA	64	2430	37.9	30.6	4	10	59	2
OPP	54	1942	35.9	30.8	3	11	61	2
FGs	1-19	20-29	30-39	40-49	50+			
Leyboldt	1-2	2-3	2-4	3-4	1-5			
SEA	1-2	2-3	2-4	3-4	1-5			
OPP	0-0	9-10	10-12	4-9	0-0			
Leyboldt:	(19B)	(52S,32,42)	(52S)	(—)				
	(43,21R,37B)	(19,41)	(—)	(—)	(33R,			
	43L,50R,33)	(51)	(—)	(20,27)	(—)	(51S)		
Opp:	(45R,38,42)	(—)	(36)	(36,26R)				
	(40,37,20)	(39L,41)	(25)	(35,39,37)	(46R)			
	(31B,46B,27,37)	(40,26,39)	(22,28,43)					
	(49L,23,45L)	(24,38)						

Leyboldt: (19B) (52S,32,42) (52S) (—)

(43,21R,37B) (19,41) (—) (—) (33R,

43L,50R,33) (51) (—) (20,27) (—) (51S)

Opp: (45R,38,42) (—) (36) (36,26R)

(40,37,20) (39L,41) (25) (35,39,37) (46R)

(31B,46B,27,37) (40,26,39) (22,28,43)

(49L,23,45L) (24,38)

DEFENSIVE STATISTICS

(According to Unofficial Press Box Statistics)

Tackles	Player	T	S	A	Sa	T/L	PD	FF	FR
Beeson	136	110	26	1.0	8.0	5	0	1	
Beamon	128	82	36	0.0	2.0	8	1	0	
Green	98	57	41	0.0	6.0	5	1	0	
Preece	96	61	35	0.0	0.0	5	1	1	
McMillan	80	63	17	0.0	3.0	15	0	3	
Lurtsema	79	46	33	2.0	5.0	0	0	0	

NOTABLE

Record (Finish): 5-9 (4th, AFC West). Set

record for wins by 2nd year expansion team.

Head Coach: Jack Patera (7-21, *250)

Assistants: Sam Boghosian (Off. Coord./OL),

Bob Hollway (Def. Coord./DBs), Earl Leggett

(DL), Andy MacDonald (RBs), Larry

Peccatiello (LBs), Jerry Rhome

(QB/WRs/TEs)

Captains: T Norm Evans (Off), S Eddie

McMillan (Def), S Steve Preece (Sp. Teams)

MVP: WR Steve Largent

Pro Bowl: None

National Honors: None

All-NFL: None

Starters: Offense: WR Duke Ferguson (8),

WR Sam McCullum (3), LT Nick Bebout (12),

LG Gordon Jolley (11), *LG Tom Lynch (5), C

Art Kuehn (14), RG Ron Coder (14), RT

Norm Evans (13), TE Ron Howard (12), WR

Steve Largent (14), QB Jim Zorn (10), QB

Steve Myer (4), RB Sherman Smith (13), FB

Don Testerman (13)

Defense: LE Richard Harris (14), LT Ron

East (14), RT Bob Lurtsema (9), *RT Dennis

Boyd (5), RE Alden Roche (9), LLB Sammy

Green (14), *MLB Terry Beeson (13), RLB

Ken Geddes (14), LCB Eddie McMillan (14),

RCB Dave Brown (14), SS Autry Beamon

(9), SS Don Dufek (5), FS Steve Preece (14),

Specialists: P Rick Engles (1), P Herman

Weaver (13), K John Leyboldt (14).

* Rookie or first-year player

1978 REVIEW

Date	W/L	Score	Opp	Att	Interceptions	No	Yds	Avg	LG	TD
09/03	L	20-24	San Diego	55,778	Webster	5	9	1.8	4	0
09/10	L	10-21	at Pittsburgh	48,277	Harris	4	65	16.3	28	0
09/17	W	24-17	at N.Y. Jets	46,911	Beamon	4	17	4.3	15	0
09/24	W	28-16	Detroit	56,781	Brown	3	44	14.7	44	0
10/01	L	7-28	at Denver	74,989	SEA	22	193	8.8	44	1
10/08	W	29-28	Minnesota	62,031	OPP	22	300	13.6	52	1
10/15	L	28-45	Green Bay (at Milwaukee)	52,712	Punting	No	Yds	Avg	NetTB	I20 LGB
10/22	W	27-7	Oakland	62,529	Weaver	66	2440	37.0	29.5	6 13 59 0
10/29	L	17-20	Denver (OT)	62,948	SEA	69	2543	36.9	29.9	6 15 59 0
11/05	W	31-29	at Chicago	50,697	OPP	66	2507	38.0	31.0	6 16 67 1
11/12	L	14-17	Baltimore	61,905	Punt Returns	No	FC	Yds	Avg	LG TD
11/19	W	13-10	at Kansas City	35,252	Crawford	34	4	284	8.4	22 0
11/26	W	17-16	at Oakland	52,978	SEA	40	5	342	8.6	42 0
12/03	W	47-24	Cleveland	62,262	OPP	36	9	363	10.1	24 0
12/10	L	10-37	at San Diego	49,975	Kickoff Returns	No	Yds	Avg	LG	TD
12/17	W	23-19	Kansas City	58,490	Hunter	16	385	24.1	38	0
					Crawford	35	829	23.7	36	0

Team Statistics	Sea	Opp
TOTAL FIRST DOWNS	345	331
Rushing	150	153
Passing	156	160
Penalty	39	18
3rd Down: Made/Att	98/235	88/216
3rd Down Pct.	41.7	40.7
4th Down: Made/Att	20/31	8/14
4th Down Pct.	54.5	57.1
TOTAL NET YARDS	5511	5522
Avg. Per Game	344.4	345.1
Total Plays	1072	1036
Avg. Per Play	5.1	5.3

NET YARDS RUSHING	2394	2517
Avg. Per Game	149.6	157.3
Total Rushes	561	551
NET YARDS PASSING	3117	3005
Avg. Per Game	194.8	187.8
Sacked/Yards Lost	44/284	25/220
Gross Yards	3401	3225
Att./Completions	467/261	460/263
Completion Pct.	55.9	57.2
Had Intercepted	22	22
PUNTS/AVERAGE	69/36.9	66/38.0
NET PUNTING AVG.	29.9	31.0
PENALTIES/YARDS	94/789	125/997
FUMBLES/BALL LOST	36/19	34/17
TOUCHDOWNS	44	43
Rushing	28	20
Passing	15	21
Returns	1	2
TOTAL POINTS	345	358

By Quarters	1	2	3	4	OT	Tot
SEA	85	115	50	95	0	345
OPP	68	114	79	94	3	358

Scoring	TD	Ru	Pa	Rt	PAT	FG	S	Pts
Sims	15	14	1	0	0	0	0	90
Herrera	0	0	0	0	40-44	13-21	0	79
Largent	8	0	8	0	0	0	0	48
Smith	7	6	1	0	0	0	0	42
Zorn	6	6	0	0	0	0	0	36
SEA	44	28	15	1	40-44	13-21	1	1345
OPP	43	20	21	2	41-43	19-27	1	1358

Rushing	Att	Yds	Avg	LG	TD
Smith	165	805	4.9	67	6
Sims	174	752	4.3	44	14
Hunter	105	348	3.3	55	2
Zorn	59	290	4.9	23	6
SEA	561	2394	4.3	67	28
OPP	551	2517	4.6	62	20
Receiving	No	Yds	Avg	LG	TD
Largent	71	1168	16.5	57	8
McCullum	37	525	14.2	44	3
Sims	30	195	6.5	25	1
Smith	28	366	13.1	64	1
Raible	22	316	14.4	38	1
SEA	261	3401	13.0	64	15
OPP	263	3225	12.3	55	21

Passing	Att	Cmp	Yds	Cmp%	Yds/Att	TD	TD%	Int	Int%	LG	Sacked	Rating
Zorn	443	248	3283	56.0	7.41	15	3.4	20	4.5	64	44/284	72.2
Myer	22	11	94	50.0	4.27	0	0.0	2	9.1	17	0/0	----
SEA	467	261	3401	55.9	7.28	15	3.2	22	4.7	64	44/284	70.0
OPP	460	263	3225	57.2	7.01	21	4.6	22	4.8	55	25/220	74.3

SEA	Opp	FGs	Herrera	SEA	OPP
OPP	66	1328	20.1	95	1
FGs	1-19	20-29	30-30	40-49	50+
Herrera	2-2	1-1	5-7	5-10	0-1
SEA	2-2	1-1	5-7	5-10	0-1
OPP	2-2	7-7	8-10	2-5	0-3
Herrera:	(45S,47S)	(20, 42S)	(45)	(—)	
(33R)	(19)	(38S)	(42,32)	(49L,37)	(34)
(53S)	(40,18)	(46)	(38)	(48)	(42R,31)
OPP:	(18)	(52S,31R)	(37)	(49S,44,38,29)	
(—)	(48R)	(22)	(—)	(34,34R,50S,18)	
(33,36,39)	(22,49S)	(20)	(26)	(51L,40)	
(37,26,27)	(33)				

DEFENSIVE STATISTICS

(According to Unofficial Press Box Statistics)

Player	T	S	A	Sa	T/L	PD	FF	FR
Beeson	153	97	46	0.0	10.0	4	0	0
Butler	122	83	39	2.0	12.0	13	0	2
Green	115	79	36	0.0	5.0	2	0	1
Webster	113	85	28	0.0	5.0	33	0	1
Harris	113	72	41	2.0	4.0	15	1	0

NOTABLE

Record (Finish): 9-7 (T2nd, AFC West). Best third-year expansion record. Missed playoffs by one game.

Head Coach: Jack Patera (16-28, .364)

Assistants: Jack Christensen (DBs), Andy MacDonald (RBs), Jim Mora (DL), Howard Mudd (OL), Larry Peccatiello (Def Coach/LBs), Jerry Rhome (Off. Coach/QBs/WRs/TEs)

Captains: T Norm Evans (Off), DT Dennis Boyd (Def), S Autry Beamon (Sp. Teams)

MVP: QB Jim Zorn

Pro Bowl: WR Steve Largent (1)

National Honors: Jack Patera (Coach of the Year), GM John Thompson (Executive of the Year)

First-Team All-NFL: QB Jim Zorn (NEA)

Starters: Offense: WR Sam McCullum (16), LT Nick Bebout (16), LG Tom Lynch (16), C John Yarno (13), C Art Kuehn (3), RG Bob Newton (16), RT Steve August (14), RT Norm Evans (2), TE Ron Howard (11), TE John Sawyer (5), WR Steve Largent (16), QB Jim Zorn (16), FB David Sims (8), FB Don Testerman (5), RB Sherman Smith (12).

Defense: LE Ernie Price (11), LT Dennis Boyd (16), RT Bill Sandifer (8, also 5 @LE), RT Steve Niehaus (6), RE Bill Gregory (14), LLB Sammy Green (16), MLB Terry Beeson (16), *RLB Keith Butler (14), LCB Cornell Webster (14), *LCB Keith Simpson (2), RCB Dave Brown (16), SS Autry Beamon (16), *FS John Harris (16).

Specialists: K Efen Herrera (16), P Herman Weaver (16).

* Rookie or first-year player

1979 REVIEW

Date	W/L	Score	Opp	Att	Receiving	No	Yds	Avg	LG	TD
09/02	L	16-33	San Diego	62,287	Largent	66	1237	18.7	55	9
09/09	L	10-19	at Miami	56,233	Doornink	54	432	8.0	41	1
09/16	W	27-10	Oakland	61,602	Smith	48	499	10.4	35	4
09/23	L	34-37	at Denver	74,879	McCullum	46	739	16.1	65	4
09/30	L	6-24	Kansas City	61,169	Peets	25	293	11.7	28	1
10/07	W	35-24	at San Francisco	44,592	Raible	20	252	12.6	41	1
10/14	L	10-20	at San Diego	50,077	Moore	14	128	9.1	24	0
10/21	W	34-14	Houston	60,705	SEA	292	3791	13.0	65	20
10/29	W	31-28	at Atlanta (Mon)	52,566	OPP	317	3739	11.8	51	21
11/04	L	0-24	L.A. Rams	62,048	Interceptions	No	Yds	Avg	LG	TD
11/11	W	29-24	at Cleveland	72,440	Brown	6	46	9.2	23	0
11/18	W	38-24	New Orleans	60,055	Simpson	4	72	18.0	41	0
11/26	W	30-7	N.Y. Jets (Mon)	59,977	Harris	2	30	15.0	25	0
12/02	L	21-37	at Kansas City	42,160	SEA	17	284	16.7	91	1
12/08	W	28-23	Denver (Sat)	60,038	OPP	18	185	10.3	34	1
12/16	W	29-24	at Oakland	53,177	Kickoff Returns	No	Yds	Avg	LG	TD

Team Statistics	Sea	Opp
TOTAL FIRST DOWNS	315	350
Rushing	121	146
Passing	171	171
Penalty	23	33
3rd Down: Made/Att	104/243	88/224
3rd Down Pct.	42.8	39.3
4th Down: Made/Att	14/23	13/21
4th Down Pct.	60.7	61.9
TOTAL NET YARDS	5557	5834
Avg. Per Game	347.3	364.6
Total Plays	1046	1078
Avg. Per Play	5.3	5.4
NET YARDS RUSHING	1967	2375
Avg. Per Game	122.9	148.4
Total Rushes	500	533
NET YARDS PASSING	3590	3459
Avg. Per Game	224.4	216.2
Sacked/Yards Lost	23/201	37/280
Gross Yards	3791	3739
Att./Completions	523/292	508/317
Completion Pct.	55.8	62.4
Had Intercepted	18	17
PUNTS/AVERAGE	70/38.4	69/37.9
NET PUNTING AVG.	33.1	31.5
PENALTIES/YARDS	104/903	117/1045
FUMBLES/BALL LOST	31/18	39/16
TOUCHDOWNS	46	46
Rushing	24	23
Passing	20	21
Returns	2	2
TOTAL POINTS	378	372

By Quarters	1	2	3	4	OT	Tot
SEA	78	114	87	99	--	378
OPP	63	116	84	109	--	372

Scoring	TD	Ru	Pa	Rt	PAT	FG	S	Pts
Herrera	0	0	0	0	43-46	19-23	0	100
Smith	15	11	4	0	0	0	0	90
Doornink	9	8	1	0	0	0	0	54
Largent	9	0	9	0	0	0	0	54
McCullum	4	0	4	0	0	0	0	24

SEA	46	24	20	2	43-46	19-23	1378
OPP	46	23	21	2	42-46	18-28	0372

Rushing	Att	Yds	Avg	LG	TD
Smith	194	775	4.0	31	11
Doornink	152	500	3.3	26	8
Zorn	46	279	6.1	41	2
Hunter	34	174	5.1	67	1
Moore	44	168	3.8	18	2

SEA	500	1967	3.9	67	24
OPP	533	2375	4.5	84	23

Punting	No	Yds	Avg	Net	TB	120	LGB
Weaver	66	2651	40.2	33.4	3	11	60 3

SEA	70	2687	38.4	33.1	4	11	60 3
OPP	69	2616	37.9	31.5	8	14	64 1

Punt Returns	No	FC	Yds	Avg	LG	TD
T. Green	16	3	121	7.6	30	0

SEA	34	6	281	8.3	30	0
OPP	42	12	289	6.9	27	0

Passing	Att	Cmp	Yds	Cmp%	Yds/Att	TD	TD%	Int	Int%	LG	Sacked	Rating
Zorn	505	285	3661	56.4	7.25	20	4.0	18	3.6	65	23/201	77.6

SEA	523	292	3791	55.8	7.25	20	3.8	18	3.4	65	23/201	76.2
OPP	508	317	3739	62.4	7.36	21	4.1	17	3.3	51	37/280	84.6

DEFENSIVE STATISTICS

(According to Unofficial Press Box Statistics)

Player	T	S	A	Sa	T/L	PD	FF	FR
Beeson	116	89	27	2.0	11.0	4	0	1
Beamon	112	75	38	0.0	3.0	14	1	2
Jackson	95	53	42	0.0	4.0	8	0	1
Hardy	87	67	22	3.5	11.0	1	1	0
Butler	88	56	32	2.0	3.0	9	0	2
Simpson	88	73	15	2.0	5.0	12	4	0

NOTABLE

Record (Finish): 9-7 (T3rd, AFC West)
Head Coach: Jack Patera (25-35, 417)
Assistants: Jack Christensen (DBs), Andy MacDonald (RBs), Jim Mora (DL), Howard Mudd (OL), Larry Peccatiello (Def Coach/LBs), Jerry Rhome (Off. Coach/ QBs/WRs/TEs), Rusty Tillman (Sp. Teams)
Captains: WR Steve Largent (Off), DE Dennis Boyd (Def), S Autry Beamon (Sp. Teams)
MVP: WR Steve Largent
Pro Bowl: WR Steve Largent (2)

National Honors: None
All-NFL: WR Steve Largent (Sports Illustrated, NY Daily News)

Starters: Offense: WR Sam McCullum (16), LT Nick Bebout (13), LT Louis Bullard (2), LG Tom Lynch (16), C John Yarno (16), RG Bob Newton (11), RG Ron Coder (5), RT Steve August (16), TE Brian Peets (14), WR Steve Largent (15), QB Jim Zorn (16), RB Sherman Smith (15), FB David Sims (4), FB Dan Doornink (12).

Defense: LE Carl Eller (8), LE Dennis Boyd (4), LE Ernie Price (4), *LT Robert Hardy (16), *RT Manu Tuiasosopo (16), RE Bill Gregory (16), LLB Sammy Green (9), *LLB Michael Jackson (7), MLB Terry Beeson (16), RLB Keith Butler (14), LCB Cornell Webster (14), LCB Kerry Justin (2), RCB Dave Brown (16), SS Keith Simpson (11), SS Autry Beamon (4), FS Autry Beamon (9), FS John Harris (6).

Specialists: K Efen Herrera (16), P Herman Weaver (16).

* Rookie or first-year player

1980 REVIEW

Date	W/L	Score	Opp	Att	Receiving	No	Yds	Avg	LG	TD
09/07	L	13-34	San Diego	62,042	Largent	66	1064	16.1	67	6
09/14	W	17-16	at Kansas City	42,403	McCullum	62	874	14.1	58	5
09/21	L	31-37	New England	61,035	Sawyer	36	410	11.4	32	0
09/28	W	14-0	at Washington	53,263	Doornink	31	237	7.6	16	2
10/05	W	26-7	at Houston	46,860	Jodat	26	190	7.3	14	1
10/12	L	3-27	Cleveland	61,366	Moore	25	231	9.2	34	0
10/19	W	27-17	at N.Y. Jets	52,496	SEA	287	3494	12.2	67	18
10/26	L	14-33	at Oakland	50,185	OPP	267	3280	12.3	68	28
11/02	L	20-27	Philadelphia	61,047	Punting	No	Yds	Avg	NetTB	I20LGB
11/09	L	30-31	Kansas City	58,976	Weaver	67	2798	41.8	31.6	7 14 62 2
11/17	L	17-19	Oakland (Mon)	60,480	SEA	70	2827	40.4	31.6	7 15 62 2
11/23	L	20-36	at Denver	73,274	OPP	66	2652	40.2	34.6	1 20 60 2
11/27	L	7-51	at Dallas (Thur)	57,540	Punt Returns	No	FC	Yds	Avg	LG TD
12/07	L	21-27	N.Y. Giants	51,617	Lewis	41	9	349	8.5	75 1
12/13	L	14-21	at S. Diego (Sat)	49,980	SEA	41	9	349	8.5	75 1
12/21	L	17-25	Denver	51,853	OPP	42	9	476	11.3	36 0

Team Statistics	Sea	Opp
TOTAL FIRST DOWNS	302	301
Rushing	114	129
Passing	166	147
Penalty	22	25
3rd Down: Made/Att	85/230	110/235
3rd Down Pct.	37.0	46.8
4th Down: Made/Att	10/15	13/14
4th Down Pct.	66.7	92.9

TOTAL NET YARDS	4879	5177
Avg. Per Game	304.9	323.6
Total Plays	1024	1038
Avg. Per Play	4.8	5.0
NET YARDS RUSHING	1783	2067
Avg. Per Game	111.4	129.2
Total Rushes	456	550
NET YARDS PASSING	3096	3110
Avg. Per Game	193.5	194.4
Sacked/Yards Lost	51/398	26/170
Gross Yards	3494	3280
Att./Completions	517/287	462/267
Completion Pct.	55.5	57.8
Had Intercepted	23	23

PUNTS/AVERAGE	70/40.4	66/40.2
NET PUNTING AVG.	31.6	34.6
PENALTIES/YARDS	109/901	103/876
FUMBLES/BALL LOST	38/15	33/11
TOUCHDOWNS	33	47
Rushing	13	17
Passing	18	28
Returns	2	2
TOTAL POINTS	291	408

By Quarters	1	2	3	4	OT	Tot
SEA	25	95	50	121	---	291
OPP	48	139	77	144	---	408

Scoring	TD	Ru	Pa	Rt	PAT	FG	S	Pts
Herrera	0	0	0	0	33	33	20	31 0 93
Jodat	6	5	1	0	0	0	0	36
Largent	6	0	6	0	0	0	0	36
McCullum	6	0	6	0	0	0	0	36
Doornink	5	3	2	0	0	0	0	30
McCutcheon	4	3	1	0	0	0	0	24
SEA	33	13	18	2	33	33	20	31 0 291
OPP	47	17	28	2	45	47	25	33 3 408

Rushing	Att	Yds	Avg	LG	TD
Jodat	155	632	4.1	26	5
Doornink	100	344	3.4	22	3
Zorn	44	214	4.9	25	1
McCutcheon	40	202	5.1	32	3
Moore	60	202	3.4	20	0
SEA	456	1783	3.9	32	13
OPP	550	2067	3.8	46	17
Interceptions	No	Yds	Avg	LG	TD
Brown	6	32	5.3	24	0
Harris	6	28	4.7	15	0
Simpson	3	15	5.0	10	0
SEA	23	95	4.1	24	0
OPP	23	170	7.4	25	2

Passing	Att	Cmp	Yds	Cmp%	Yds/Att	TD	TD%	Int	Int%	LG	Sacked	Rating
Zorn	488	276	3346	53.3	6.86	17	3.5	20	4.1	67	44/341	72.4
Adkins	23	10	136	43.5	5.91	1	4.3	3	13.0	22	5/51	----
Krieg	2	0	0	0.0	0.00	0	0.0	0	0.0	0	1/6	----
SEA	517	287	3494	55.5	6.76	18	3.5	23	4.4	67	51/398	71.3
OPP	462	267	3280	57.8	7.10	28	6.1	23	5.0	68	26/170	79.3

Kickoff Returns	No	Yds	Avg	LG	TD
Lewis	25	585	23.4	54	0
Webster	21	406	19.3	34	0
SEA	73	1489	20.4	54	0
OPP	64	1223	19.1	46	0
FGs	1-19	20-29	30-30	40-49	50+
Herrera	1-1	6-6	8-9	4-10	1-5
SEA	1-1	6-6	8-9	4-10	1-5
OPP	1-1	8-9	9-11	3-5	4-7

Herrera: (46,54S,28) (19) (33) (—)(32,33,50,44,40R) (51S,29) (48,23) (48S) (21,31,41L) (39,31,33,60S) (46S,37) (21,20) (—) (52R,48R) (47L) (31R,47) OPP: (41,29) (50,23,57) (19,30,44R,29) (33R,50S,52R) (—) (—) (37L) (34,38,43S,30,25) (39,25) (42) (28) (24,33) (—) (43,32) (23L) (53,55,34,38,52S)

DEFENSIVE STATISTICS

(According to Unofficial Press Box Statistics)

Player	T	S	A	Sa	T/L	PD	FF	FR
Jackson	136	105	31	0.0	4.0	5	1	2
Harris	119	80	39	0.0	2.0	9	0	1
Simpson	110	82	28	1.0	4.0	16	5	0
Beeson	101	65	36	1.0	5.0	1	2	1
Hardy	103	72	31	3.0	15.0	2	1	1
Tuiasosopo	94	63	31	3.5	8.0	4	0	1

NOTABLE

Record (Finish): 4-12 (5th, AFC West). Finished 0-8 at home, lost last 9 overall.

Head Coach: Jack Patera (29-47, .382)

Assistants: Jack Christensen (DBs), Andy MacDonald (RBs), Jim Mora (DL), Howard Mudd (OL), Larry Peccatiello (Def Coach / LBs), Jerry Rhome (Off. Coach/ QBs/WRs/TEs), Rusty Tillman (Sp. Teams)

Captains: WR Steve Largent (Off), SS Keith Simpson (Def)

MVP: WR Sam McCullum

Pro Bowl: None

National Honors: None

All-NFL: None

Starters: Offense: WR Sam McCullum (16), LT Louis Bullard (13), *LT Ron Essink (3), LG Tom Lynch (12), LG Jeff Sevy (4), C John Yarno (16), RG Bob Newton (16), RT Steve August (16), TE John Sawyer (16), WR Steve Largent (16), QB Jim Zorn (16), RB Sherman Smith (2), RB Dan Doornink (11), FB Jim Jodat (13), FB Dan Doornink (3).

Defense: *LE Jacob Green (13), LT Robert Hardy (16), RT Manu Tuiasosopo (16), RE Bill Gregory (13), LLB Michael Jackson (15), MLB Terry Beeson (16), RLB Keith Butler (16), LCB Cornell Webster (5), LCB Kerry Justin (11), RCB Dave Brown (16), SS Keith Simpson (16), FS John Harris (16).

Specialists: K Efren Herrera (16), P Herman Weaver (16).

* Rookie or first-year player

1981 REVIEW

Date	W/L	Score	Opp	Att	Interceptions	No	Yds	Avg	LG	TD			
09/06	L	21-27	at Cincinnati	41,177	Harris	10	155	15.5	42	2			
09/13	W	13-10	Denver	58,513	Easley	3	155	51.7	82	1			
09/20	L	10-20	at Oakland	45,725	SEA	21	397	18.9	82	3			
09/27	L	14-20	Kansas City	59,255	OPP	15	257	17.1	46	1			
10/04	L	10-24	at San Diego	51,463	Punting	No	Yds	Avg	NetTB	I20	LGB		
10/11	L	17-35	at Houston	42,671	West	66	2578	39.1	36.1	2	16	56	0
10/18	L	0-32	N.Y. Giants	56,134	SEA	68	2665	39.0	36.2	2	16	56	0
10/25	W	19-3	at N.Y. Jets	49,678	OPP	55	2337	42.5	35.3	5	14	63	0
11/01	L	24-34	at Green Bay	49,467	Punt Returns	No	FC	Yds	Avg	LG	TD		
11/08	W	24-21	Pittsburgh	59,058	Johns	16	4	177	11.1	34	0		
11/16	W	44-23	San Diego (Mon)	58,628	Lewis	15	2	100	6.7	23	0		
11/22	L	13-40	at Kansas City	49,002	SEA	32	6	293	9.2	34	0		
11/29	L	31-32	Oakland	57,147	OPP	33	18	153	4.6	16	0		
12/06	W	27-23	N.Y. Jets	53,105	Kickoff Returns	No	Yds	Avg	LG	TD			
12/13	L	13-23	at Denver	74,527	Lewis	20	378	18.9	36	0			
12/20	W	42-21	Cleveland	51,435	Ivory	15	281	18.7	32	0			

Team Statistics	Sea	Opp	SEA	69	1278	18.5	36	0
TOTAL FIRST DOWNS	295	371	OPP	67	1177	17.6	35	0
Rushing	103	175	FGs	1-19	20-29	30-39	40-49	50+
Passing	166	173	Herrera	0-0	6-6	3-4	2-5	1-2
Penalty	26	23	Alvarez	0-0	3-3	0-0	0-4	0-0
3rd Down: Made/Att	76/204	107/220	SEA	0-0	9-9	3-4	2-9	1-2
3rd Down Pct.	37.3	48.6	OPP	1-1	8-9	9-10	4-6	1-3
4th Down: Made/Att	8/19	4/10	Herrera: (37R)	(43,22)	(26,40R)	(—)		
4th Down Pct.	42.1	40.0	(52L,20)	(41,47S)	(—)	(—)	(54)	(37,48R)
Possession Avg.	26:59	33:01	(25,30,23)	(26,30)				
TOTAL NET YARDS	5021	5940	Alvarez: () () () () () () () () () ()					
Avg. Per Game	313.8	371.3	(43R,22,42R)	(43B)	(28,20)	(42R)		
Total Plays	1001	1126	OPP: (25,43S)	(30)	(34L)	(30,38,43L)	(47)	
Avg. Per Play	5.0	5.3	(—)	(29,54,21,47,31,37)	(34)	(19,36)		
NET YARDS RUSHING	1594	2806	(49S,22L)	(32)	(37,24)	(20)	26,50R)	
Avg. Per Game	99.6	175.4	(33,43,24)	(—)				

DEFENSIVE STATISTICS

(According to Unofficial Press Box Statistics)

Player	Tackles					T/L	PD	FF	FR
	T	S	A	Sa					
Jackson	141	99	42	1.0	5.0	4	3	1	
Easley	108	79	28	0.0	3.0	10	0	3	
Butler	100	68	32	1.5	8.0	2	0	0	
Harris	91	71	20	0.0	3.0	7	2	3	
Green	87	72	15	2.0	18.0	15.5	1		

NOTABLE

Record (Finish): 6-10 (5th, AFC West)

Head Coach: Jack Patera (35-57, .380)

Assistants: Jack Christensen (DBs), Andy MacDonald (RBs), Jim Mora (DL), Howard Mudd (OL), Jerry Rhome (Off. Coach/ QBs/ WRs/TEs), Jackie Simpson (Def. Coach/ LBs), Rusty Tillman (Sp. Teams)

Captains: WR Steve Largent (Off), CB Keith Simpson (Def), S Don Dufek (Sp. Teams)

MVP: WR Steve Largent

Pro Bowl: WR Steve Largent (3)

National Honors: LS Kenny Easley (AFC Defensive Rookie of the Year)

First-Team All-NFL: None

Starters: Offense: WR Sam McCullum (14), LT Ron Essink (16), *LG Edwin Bailey (15), C Art Kuehn (7), C John Yarno (9), RG Bob Newton (15), RT Steve August (16), TE John Sawyer (16), WR Steve Largent (16), QB Jim Zorn (13), QB Dave Krieg (3), FB Dan Doornink (9), FB Jim Jodat (5), *FB David Hughes (2), RB Sherman Smith (8), RB Theotis Brown (7).

Defense: LE Jacob Green (16), LT Robert Hardy (14), RT Manu Tuiaosopo (5), RE Doug Sutherland (6), RT Mike White (5), RE Fred Anderson (5), RE Manu Tuiaosopo (11), LLB Michael Jackson (15, also 1 @ MLB), MLB Terry Beeson (7), MLB Joe Norman (7), RLB Keith Butler (16), LCB Keith Simpson (12), RCB Dave Brown (10), CB Kerry Justin (6 @ RCB, 3 @ LCB), *LS Kenny Easley (14), RS John Harris (16).

Specialists: K Wilson Alvarez
Herrera (12), P Jeff West (15).

* Rookie or first-year player

Passing	Att	Cmp	Yds	Cmp%	Yds/Att	TD	TD%	Int	Int%	LG	Sacked	Rating
Zorn	397	236	2788	59.4	7.02	13	3.3	9	2.3	80	24/201	80.2
Krieg	112	64	843	57.1	7.53	7	6.3	5	4.5	57	11/85	-----
SEA	524	307	3727	58.6	7.11	21	4.0	15	2.9	80	37/300	82.0
OPP	502	294	3394	58.6	6.76	25	5.0	21	4.2	90	36/260	78.2

1982 REVIEW

Date	W/L	Score	Opp	Att	Receiving	No	Yds	Avg	LG	TD
09/12	L	7-21	Cleveland	55,907	Largent	34	493	14.5	45	3
09/19	L	21-23	at Houston	43,117	Doornink	22	176	8.0	44	0
09/26			at New England	Cxl	Smith	19	196	10.3	39	0
10/03			Kansas City	Cxl	Carr	15	265	17.7	50	2
10/10			at San Diego	Cxl	Johns	15	234	15.6	35	1
10/17			L.A. Raiders	Cxl	Metzelaars	15	152	10.1	26	0
10/24			San Diego	Cxl	SEAHAWKS	176	2068	11.8	50	9
10/31			at Kansas City	Cxl	OPPONENTS	138	1468	10.6	56	4
11/07			Denver	Cxl	Punting	No	Yds	Avg	NetTB	I20 LGB
11/14			at St. Louis	Cxl	West	48	1835	38.2	36.7	3 8 52 0
11/21	W	17-10	at Denver	73,916	SEA	49	1889	38.6	35.9	3 9 54 0
11/28	W	16-0	Pittsburgh	55,553	OPP	50	2032	40.6	34.9	3 10 59 0
12/05	L	23-28	at L.A. Raiders	42,170	Punt Returns	No	FC	Yds	Avg	LG TD
12/12	W	20-14	Chicago	52,826	Johns	19	10	210	11.1	37 0
12/19	L	0-16	New England	53,457	SEA	21	14	228	10.9	37 0
12/26	L	10-24	at Cincinnati	55,330	OPP	19	23	69	3.6	18 0
01/02	W	13-11	Denver	43,145	Kickoff Returns	No	Yds	Avg	LG	TD

Team Statistics		Sea	Opp
TOTAL FIRST DOWNS		159	167
Rushing		51	86
Passing		89	68
Penalty		19	13
3rd Down: Made/Att	43/130	50/126	
3rd Down Pct.	33.1	39.7	
4th Down: Made/Att	6/12	5/8	
4th Down Pct.	50.0	62.5	
POSSESSION AVG.	28:04	31:56	
TOTAL NET YARDS	2594	2794	
Avg. Per Game	288.2	310.4	
Total Plays	589	600	
Avg. Per Play	4.4	4.7	
NET YARDS RUSHING	795	1461	
Avg. Per Game	88.3	162.3	
Total Rushes	227	337	
NET YARDS PASSING	1799	1333	
Avg. Per Game	199.9	148.1	
Sacked/Yards Lost	36/269	17/135	
Gross Yards	2068	1468	
Att./Completions	326/176	246/138	
Completion Pct.	54.0	56.1	
Had Intercepted	13	13	
PUNTS/AVERAGE	49/38.6	50/40.6	
NET PUNTING AVG.	35.9	34.9	
PENALTIES/YARDS	59/523	44/406	
FUMBLES/BALL LOST	21/11	18/9	
TOUCHDOWNS	14	18	
Rushing	4	12	
Passing	9	4	
Returns	1	2	
TOTAL POINTS	127	147	

By Quarters	1	2	3	4	OT	Tot
SEA	9	37	28	53	---	127
OPP	26	70	23	28	---	147

Scoring	TD	Ru	Pa	Rt	PAT	FG	S	Pts
N. Johnson	0	0	0	0	13-14	10-14	0	43
Largent	3	0	3	0	0	0	0	18
T. Brown	2	2	0	0	0	0	0	12
Carr	2	0	2	0	0	0	0	12
Walker	2	0	2	0	0	0	0	12
SEA	14	4	9	1	13-14	10-14	0	127
OPP	18	12	4	2	17-18	6-15	0	147

Rushing	Att	Yds	Avg	LG	TD
Smith	63	202	3.2	19	0
Doornink	45	178	4.0	46	0
T. Brown	53	141	2.7	17	2
Zorn	15	113	7.5	35	1
Hughes	30	106	3.5	13	0
SEA	227	795	3.5	46	4
OPP	337	1461	4.3	53	12
Interceptions	No	Yds	Avg	LG	TD
Easley	4	48	12.0	44	0
Harris	4	33	8.3	18	0
Jackson	2	29	14.5	28	0
SEAHAWKS	13	160	12.3	44	1
OPPONENTS	13	88	6.8	39	1

Passing	Att	Cmp	Yds	Cmp%	Yds/Att	TD	TD%	Int	Int%	LG	Sacked	Rating
Zorn	245	126	1540	51.4	6.29	7	2.9	11	4.5	50	20/152	62.1
Krieg	78	49	501	62.8	6.42	2	2.6	2	2.6	44	16/117	79.0
SEA	326	176	2068	54.0	6.34	9	2.8	13	4.0	50	36/269	66.1
OPP	246	138	1468	56.1	5.97	4	1.6	13	5.3	56	17/135	57.1

Punt Returns	No	FC	Yds	Avg	LG	TD
Johns	19	10	210	11.1	37	0
SEA	21	14	228	10.9	37	0
OPP	19	23	69	3.6	18	0
Kickoff Returns	No	Yds	Avg	LG	TD	
Ivory	10	224	22.4	30	0	
Lane	11	172	15.6	32	0	
SEAHAWKS	29	544	18.8	32	0	
OPPONENTS	24	361	15.0	34	0	
FGs	1-19	20-29	30-39	40-49	50+	
N. Johnson	0-0	3-4	5-6	2-3	0-1	
SEA	0-0	3-4	5-6	2-3	0-1	
OPP	0-0	4-5	2-3	0-6	0-1	
N. Johnson: (—) (—) (37R,41R,23R,25)						
(35,48,29) (30) (30,34) (52B) (43) (22,34)						
OPPONENTS: (45B,26B,42L) (24) (21)						
(—) (42L) (50R) (21,41B,48L,23) (34)						
(39L,44B)						

N. Johnson: (—) (—) (37R,41R,23R,25)
(35,48,29) (30) (30,34) (52B) (43) (22,34)
OPPONENTS: (45B,26B,42L) (24) (21)
(—) (42L) (50R) (21,41B,48L,23) (34)
(39L,44B)

DEFENSIVE STATISTICS

(According to Unofficial Press Box Statistics)

Player	Tackles				T/L	PD	FF	FR
	T	S	A	Sa				
Jackson	64	40	24	0.0	2.0	5	0	1
Easley	56	49	7	1.0	0.0	3	1	1
D. Brown	51	40	11	1.0	3.0	2	0	2
Scholtz	48	36	12	1.0	5.0	3	1	1
Simpson	46	42	4	0.0	6.0	3	0	0
Butler	46	36	11	2.0	2.0	1	0	0

NOTABLE

Record (Finish): 4-5 (T8th, AFC). Season shortened to 9 games because of players' strike. Top 8 in AFC & NFC made playoffs.

Head Coach: Jack Patera (35-59, .372) fired on October 13 after 2 games. Mike McCormack (4-3, .571).

Assistants: Jack Christensen (DBs), Frank Lauterbur (DL), Andy MacDonald (RBs), Howard Mudd (OL), Jerry Rhome (Off. Coach/ QBs/WRs/TES), Jackie Simpson (Def. Coach/LBs), Rusty Tillman (Sp. Teams)
Captains: WR Steve Largent (Off), CB Keith Simpson (Def), S Don Dufek (Sp. Teams)

MVP: LS Kenny Easley

Pro Bowl: LS Kenny Easley (1)

National Honors: None

First-Team All-NFL: LS Kenny Easley (PFW, NEA, Football Digest)

Starters: Offense: WR Paul Johns (7), WR Roger Carr (2), LT Dennis Boyd (2), LT Ron Essink (7), LG Edwin Bailey (7, also 2 @ RT), LG Bill Dugan (2), C John Yarno (9), RG Robert Pratt (9), RT Steve August (7), TE Mike Tice (9), WR Steve Largent (8), QB Dave Krieg (2), QB Jim Zorn (7), RB Sherman Smith (8), FB David Hughes (3), FB Dan Doornink (5).

Defense: LE Jacob Green (9), LT Robert Hardy (9), RT Manu Tuiaosopo (8), *RE Jeff Bryant (9), *LLB Bruce Scholtz (9), MLB Michael Jackson (8), RLB Keith Butler (8), LCB Keith Simpson (8), RCB Dave Brown (9), LS Kenny Easley (8), RS John Harris (9).

Specialists: *K Norm Johnson (9), P Jeff West (9).

* Rookie or first-year player

1983 REVIEW

Date	W/L	Score	Opp	Att	Rushing	Att	Yds	Avg	LG	TD
09/04	L	13-17	at Kansas City	42,531	Warner	335	1449	4.3	60	13
09/11	W	17-10	at N.Y. Jets	50,066	Hughes	83	313	3.8	26	1
09/18	W	34-31	San Diego	61,714	Doornink	40	99	2.5	9	2
09/25	L	17-27	Washington	60,718	SEA	546	2119	3.9	60	19
10/02	W	24-9	at Cleveland	75,446	OPP	511	2198	4.3	37	14
10/09	L	21-28	at San Diego	49,132	Receiving	No	Yds	Avg	LG	TD
10/16	W	38-36	L.A. Raiders	60,697	Largent	72	1074	14.9	46	11
10/23	L	21-27	Pittsburgh	61,615	Warner	42	325	7.7	28	1
10/30	W	34-21	at L.A. Raiders	49,708	Young	36	529	14.7	47	2
11/06	W	27-19	Denver	61,189	Johns	34	486	14.3	30	4
11/13	L	28-33	at St. Louis	33,280	Doornink	24	328	13.7	47	2
11/20	L	27-38	at Denver	74,710	SEA	251	3316	13.2	50	25
11/27	W	51-48	Kansas City (OT)	56,795	OPP	311	4182	13.4	78	33
12/04	L	10-35	Dallas	63,352	Interceptions	No	Yds	Avg	LG	TD
12/11	W	17-12	at N.Y. Giants	48,942	Easley	7	96	13.2	38	0
12/18	W	24-6	New England	59,688	D. Brown	6	83	13.8	37	0

Postseason

12/24	W	31-7	Denver (Sat.)	60,753	SEAHAWKS	26	353	13.6	73	2
			(AFC First-Round)		OPPONENTS	18	279	15.5	40	1
12/31	W	27-20	at Miami (Sat.)	71,032	Punting	No	Yds	Avg	NetTB	I20LGB
			(AFC Divisional Playoff)		West	79	3115	39.5	34.6	10 25 56 0
01/08	L	14-30	at L.A. Raiders	88,734	SEA	79	3115	39.5	34.6	10 25 56 0
			(AFC Championship)		OPP	68	2754	40.5	34.2	3 14 58 0

Team Statistics

	Sea	Opp
TOTAL FIRST DOWNS	300	351
Rushing	131	128
Passing	153	195
Penalty	16	28
3rd Down: Made/Att	96/218	95/214
3rd Down Pct.	44.0	44.4
4th Down: Made/Att	4/10	4/10
4th Down Pct.	40.0	40.0
POSSESSION AVG.	29:52	30:08
TOTAL NET YARDS	5092	6029
Avg. Per Game	318.3	376.8
Total Plays	1032	1075
Avg. Per Play	4.9	5.6
NET YARDS RUSHING	2119	2198
Avg. Per Game	132.4	137.4
Total Rushes	546	511
NET YARDS PASSING	2973	3831
Avg. Per Game	185.8	239.4
Sacked/Yards Lost	47/343	43/351
Gross Yards	3316	4182
Att./Completions	449/251	521/3111
Completion Pct.	55.9	59.7
Had Interception	18	26
PUNTS/AVERAGE	79/39.5	68/40.2
NET PUNTING AVG.	34.6	34.2
PENALTIES/YARDS	102/890	91/725
FUMBLES/BALL LOST	36/20	44/28
TOUCHDOWNS	50	48
Rushing	19	14
Passing	25	33
Returns	6	1
TOTAL POINTS	403	397

By Quarters	1	2	3	4	OT	Tot
SEA	67	99	102	132	3	403
OPP	69	134	56	138	0	397
Scoring	TD	Ru	Pa	Rt	PAT	FG S Pts
N. Johnson	0	0	0	0	49-50	18-25 0 103
Warner	14	13	1	0	0	0 0 84
Largent	11	0	11	0	0	0 0 66
Johns	5	0	4	1	0	0 0 30
SEA	50	19	25	6	49-50	18-25 0 403
OPP	48	14	33	1	43/48	20-26 3 397
Punt Returns	No	FC	Yds	Avg	LG	TD
Johns	28	5	316	11.3	75	1
SEA	34	6	366	10.8	75	1
OPP	36	16	185	5.1	18	0
Kickoff Returns	No	Yds	Avg	LG	TD	
Dixon	49	1148	23.4	94	1	
Hughes	12	282	23.5	35	1	
SEAHAWKS	71	1575	22.2	94	1	
OPPONENTS	59	952	16.1	45	0	

Passing	Att	Cmp	Yds	Cmp%	Yds/Att	TD	TD%	Int	Int%	LG	Sacked	Rating
Krieg	243	147	2139	60.5	8.80	18	7.4	11	4.5	50	38/279	95.0
Zorn	205	103	1166	50.2	5.69	7	3.4	7	3.4	43	9/64	64.8
SEA	449	251	3316	55.9	7.38	25	5.6	18	4.0	50	47/34	81.3
OPP	521	311	4182	59.7	8.03	33	6.3	26	5.0	78	43/35	85.6

DEFENSIVE STATISTICS

(According to Unofficial Press Box Statistics)

	T	S	A	Sa	T/L	PD	FF	FR
Player								
Scholtz	104	84	20	1.5	8.0	6	3	1
Robinson	96	65	31	1.5	6.0	0	2	4
Harris	93	67	26	3.0	2.0	8	0	3
Easley	84	58	26	3.0	4.0	8	1	3
Butler	81	61	20	0.0	5.0	1	0	2
Justin	71	54	17	0.0	0.0	6	0	0

NOTABLE

Record (Finish): 9-7 (2nd, AFC). First playoff appearance. Lost AFC Championship Game at L.A. Raiders, 30-14.

Head Coach: Chuck Knox (9-7, .563)

Assistants: Tom Catlin (Asst. Head Coach/Def. Coord./LBs), Ray Prochaska (Off. Coord./OL), George Dyer (DL), Chick Harris (RBs), Ralph Hawkins (DBs), Ken Meyer (QB), Steve Moore (WRs), Rusty Tillman (Sp. Teams/TEs), Joe Vitt (Sp. Assign.)

Captains: WR Steve Largent (Off), CB Dave Brown (Def), RB Eric Lane (Sp. Teams)

MVP: RB Curt Warner

Pro Bowl: SS Kenny Easley (2), RB Curt Warner (1)

National Honors: Chuck Knox, NFL Coach of the Year (SGH), SS Kenny Easley, AFC Defensive Player of the Year (FB News)

First-Team All-NFL: SS Kenny Easley (NEA, PFWA, PFW)

Starters: Offense: WR Harold Jackson (5), WR Paul Johns (9), LT Ron Essink (16), LG Reggie McKenzie (14), LG Edwin Bailey (2), C Blair Bush (16), RG Robert Pratt (16), RT Steve August (15), TE Charlie Young (16), TE Pete Metzelaars (7), WR Steve Largent (14), QB Jim Zorn (8), QB Dave Krieg (8), *RB Curt Warner (16), FB Cullen Bryant (3), FB David Hughes (6).

Defense: LE Jacob Green (16), NT Manu Tuiaosopo (8), NT Joe Nash (8), RE Jeff Bryant (16), LOLB Bruce Scholtz (16), LILB Shelton Robinson (15), RILB Keith Butler (16), ROLB Michael Jackson (9), ROLB Greg Gaines (6), LCB Keith Simpson (6), LCB Kerry Justin (10), RCB Dave Brown (16), SS Kenny Easley (15), FS John Harris (16).

Specialists: K Norm Johnson (16), P Jeff West (16).

* Rookie or first-year player

1984 REVIEW

Date	W/L	Score	Opp	Att	Punting	No	Yds	Avg	NetTB	I20	LGB
09/03	W	33-0	Cleveland (M)	59,540	West	95	3567	37.5	33.3	10	24 60 0
09/09	W	31-17	San Diego	61,314	SEA	95	3567	37.5	33.3	10	24 60 0
09/16	L	23-38	at New England	43,140	OPP	83	3345	40.3	33.0	6	14 63 4
09/23	W	38-9	Chicago	61,520	Receiving	No	Yds	Avg	LG	TD	
09/30	W	20-12	at Minnesota	57,171	Largent	74	1164	15.7	65	12	
10/07	L	14-28	at L.A. Raiders	77,904	Turner	35	715	20.4	80	10	
10/14	W	31-28	Buffalo	59,034	C. Young	33	337	10.2	31	1	
10/21	W	28-24	Green Bay	52,286	Doornink	31	365	11.8	32	2	
			at Milwaukee		SEA	283	3751	13.3	80	32	
10/29	W	24-0	at San Diego (M)	53,974	OPP	265	3572	13.5	92	18	
11/04	W	45-0	Kansas City	61,396	Interceptions	No	Yds	Avg	LG	TD	
11/12	W	17-14	L.A. Raiders (M)	64,001	Easley	10	126	12.6	58	2	
11/18	W	26-6	at Cincinnati	50,280	Brown	8	179	22.4	90	2	
11/25	W	27-24	at Denver	74,922	SEA	38	697	18.3	90	7	
12/02	W	38-17	Detroit	62,441	OPP	26	333	12.8	42	3	
12/09	L	7-34	at Kansas City	34,855	Kickoff Returns	No	Yds	Avg	LG	TD	
12/15	L	14-31	Denver (Sa)	64,411	Dixon	25	446	17.8	36	0	
			Postseason		Hughes	17	348	20.5	38	0	
12/22	W	13-7	L.A. Raiders (Sa)	62,049	SEA	54	1007	18.6	38	0	
			(AFC First-Round)		OPP	67	1116	16.7	46	0	
12/29	L	10-31	at Miami (Sa)	73,469	FGs	1-19	20-29	30-39	40-49	50+	
			(AFC Divisional Playoff)		Johnson	0-0	9-10	4-4	6-7	1-3	
					OPP	0-0	4-5	5-8	5-9	0-0	

Team Statistics	Sea	Opp						
TOTAL FIRST DOWNS	287	288						
Rushing	94	99						
Passing	171	160						
Penalty	22	29						
3rd Down: Made/Att	84/222	73/214						
3rd Down Pct.	37.8	34.1						
4th Down: Made/Att	4/9	9/20						
4th Down Pct.	44.4	45.0						
POSSESSION AVG.	30:46	29:14						
TOTAL NET YARDS	5068	4963						
Avg. Per Game	316.8	310.2						
Total Plays	1034	1051						
Avg. Per Play	4.9	4.7						
NET YARDS RUSHING	1645	1789						
Avg. Per Game	102.8	111.8						
Total Rushes	495	475						
NET YARDS PASSING	3423	3174						
Avg. Per Game	213.9	198.4						
Sacked/Yards Lost	42/328	55/398						
Gross Yards	3751	3572						
Att./Completions	497/283	521/265						
Completion Pct.	56.9	50.9						
Had Intercepted	26	38						
PUNTS/AVERAGE	95/37.5	83/40.3						
NET PUNTING AVG.	33.3	33.0						
PENALTIES/YARDS	128/1179	114/883						
FUMBLES/BALL LOST	24/13	47/25						
TOUCHDOWNS	51	34						
Rushing	10	11						
Passing	32	18						
Returns	9	5						
TOTAL POINTS	418	282						
By Quarters	1	2	3	4	OT	Total		
SEA	92	135	100	91	--	418		
OPP	60	86	62	74	--	282		
Scoring	TD	Ru	Pa	Rt	PAT	FG	S	Pts
Johnson	0	0	0	0	50-51	20-24	0	110
Largent	12	0	12	0	0	0	0	72
Turner	10	0	10	0	0	0	0	60
Lane	5	4	1	0	0	0	0	30
SEA	51	10	32	9	50-51	20-24	1	418
OPP	34	11	18	5	34-34	14-22	1	282
Rushing	Att	Yds	Avg	LG	TD			
Hughes	94	327	3.5	14	1			
Lane	80	299	3.7	40	4			
Doornink	57	215	3.8	25	0			
SEA	495	1645	3.3	40	10			
OPP	475	1789	3.8	25	11			
Punt Returns	No	FC	Yds	Avg	LG	TD		
Easley	16	5	194	12.1	42	0		
Skansi	16	2	145	9.1	16	0		
SEA	44	11	484	11.0	47	1		
OPP	32	39	205	6.4	65	1		

DEFENSIVE STATISTICS

(According to Unofficial Press Box Statistics)

Player	T	S	A	Sa	T/L	PD	FF	FR
Robinson	93	65	28	0.5	5.0	4	0	4
K. Butler	89	68	21	1.0	11.0	4	0	2
Gaines	88	61	27	3.5	4.0	3	0	2
Nash	82	58	24	7.0	11.0	1	1	3

NOTABLE

Record (Finish): 12-4 (2nd, AFC West). Lost divisional playoff at Miami 31-10.

Head Coach: Chuck Knox (21-11, .656)

Assistants: Tom Catlin (Asst. Head Coach/Def. Coord./LBs), Ray Prochaska (Off. Coord./OL), George Dyer (DL), Chick Harris (RBs), Ralph Hawkins (DBs), Ken Meyer (QBs), Steve Moore (WRs), Rusty Tillman (Sp. Tms/TEs), Joe Vitt (Sp. Assign.)

Captains: TE Charlie Young (Off), CB Dave Brown (Def), RB Eric Lane (Sp. Teams)

MVP: SS Kenny Easley

Pro Bowl: CB Dave Brown (1), SS Kenny Easley (3), K Norm Johnson (1), QB Dave Krieg (1), WR Steve Largent (4), NT Joe Nash (1), Sp. Fredd Young (1)

National Honors: Chuck Knox, NFL Coach of the Year (AP, SN, SGH), SS Kenny Easley, NFL Def. Player of the Year (AP, PFWA)

First-Team All-NFL: CB Dave Brown (Films), SS Kenny Easley (AP, S-I, PFW, PFWA, SN, NEA, Films), DE Jacob Green (SN), K Norm Johnson (AP, PFWA, SN, PFW), WR Steve Largent (Films), NT Joe Nash (AP, Films, PFW), Sp. Fredd Young (Films, PFW)

Starters: Offense: WR Paul Johns (2), *WR Daryl Turner (8), LT Ron Essink (16), LG Reggie McKenzie (8), LG Edwin Bailey (8), C Blair Bush (16), RG Robert Pratt (16), RT Steve August (6), RT Bob Cryder (10), TE Charlie Young (13), TE Pete Metzelaars (4), TE Mike Tice (8), WR Steve Largent (16), QB Dave Krieg (16), RB Curt Warner (1), RB Eric Lane (7), FB Franco Harris (6), FB Cullen Bryant (2), FB David Hughes (6).

Defense: LE Jacob Green (16), NT Joe Nash (16), RE Jeff Bryant (16), LOLB Bruce Scholtz (16), LILB Shelton Robinson (16), RILB Keith Butler (16), ROLB Michael Jackson (5), ROLB Greg Gaines (11), LCB Keith Simpson (15), *LCB Terry Taylor (1), RCB Dave Brown (16), SS Kenny Easley (16), FS John Harris (16).

Specialists: K Norm Johnson (16), P Jeff West (16).

* Rookie or first-year player

Passing	Att	Cmp	Yds	Cmp%	Yds/Att	TD	TD%	Int	Int%	LG	Sacked	Rating
Krieg	480	276	3671	57.5	7.65	32	6.7	24	5.0	80	40/314	83.3
SEA	497	283	3751	56.9	7.55	32	6.4	26	5.2	80	42/328	80.6
OPP	521	265	3572	50.9	6.86	18	3.5	38	7.3	92	55/398	54.2

1985 REVIEW

Date	W/L	Score	Opp	Att	Interceptions	No	Yds	Avg	LG	TD
09/08	W	28-24	at Cincinnati	51,625	Harris	7	20	2.9	17	0
09/15	W	49-35	at San Diego	54,420	Brown	6	58	9.7	28	1
09/23	L	24-35	L.A. Rams (M)	63,292	Taylor	4	75	18.8	75	1
09/29	L	7-28	at Kansas City	50,485	SEA	24	272	11.3	75	3
10/06	W	26-21	San Diego	61,300	OPP	23	389	16.9	83	1
10/13	W	30-26	Atlanta	60,430	Punting	No	Yds	Avg	NetTB	I20 LGB
10/20	L	10-13	at Denver (OT)	74,899	Finzer	68	2766	40.7	34.6	6 12 61 0
10/27	L	14-17	at N.Y. Jets	69,320	Colquitt	12	481	40.1	34.3	2 3 55 0
11/03	W	33-3	L.A. Raiders	64,060	West	11	420	38.2	28.3	3 0 52 0
11/10	W	27-3	at New Orleans	47,365	SEA	91	3667	40.3	33.8	11 15 61 0
11/17	L	13-20	New England	60,345	OPP	97	4081	42.1	34.6	12 22 62 2
11/25	L	6-19	at SF 49ers (M)	57,482	Punt Returns	No	FC	Yds	Avg	LG TD
12/01	W	24-6	Kansas City	52,655	Skansi	31	7	312	10.1	32 0
12/08	W	31-13	Cleveland	58,477	Easley	8	0	87	10.9	25 0
12/15	L	3-13	at L.A. Raiders	77,425	SEA	53	11	483	9.1	32 0
12/20	L	24-27	Denver (F)	56,283	OPP	47	14	374	8.0	19 0

Team Statistics	Sea	Opp	Kickoff Returns	No	Yds	Avg	LG	TD
TOTAL FIRST DOWNS	299	290	Morris	31	636	20.5	58	0
Rushing	96	90	Skansi	19	358	18.8	35	0
Passing	179	179	SEA	58	1166	20.1	58	0
Penalty	24	21	OPP	47	918	19.5	63	0
3rd Down: Made/Att	96/244	72/218	FGs	1-19	20-29	30-39	40-49	50+
3rd Down Pct.	39.3	33.0	Johnson	0-0	5-5	7-9	1-8	1-3
4th Down: Made/Att	10/17	9/13	SEA	0-0	5-5	7-9	1-8	1-3
4th Down Pct.	58.8	69.2	OPP	0-0	10-11	4-7	5-7	1-3

POSSESSION AVG.	30:13	29:47	DEFENSIVE STATISTICS					
TOTAL NET YARDS	5007	5160	(According to Unofficial Press Box Statistics)					
Avg. Per Game	312.9	322.5	Tackles					
Total Plays	1090	1030	Player	T	S	A	Sa	T/L PD FF FR
Avg. Per Play	4.6	5.0	F. Young	118	93	25	3.0	12.0 2 0 1
NET YARDS RUSHING	1644	1837	K. Butler	108	71	37	0.0	1.0 3 2 3
Avg. Per Game	102.8	114.8	Green	92	60	32	13.5	20.0 1 7 2
Total Rushes	462	473	Nash	87	67	20	9.0	17.0 0 0 2
NET YARDS PASSING	3363	3323	Easley	79	62	17	2.0	3.0 7 0 3
Avg. Per Game	210.2	207.7	Bryant	73	49	25	8.5	16.0 4 0 4
Sacked/Yards Lost	53/457	61/464	NOTABLE					
Gross Yards	3820	3787	Record (Finish): 8-8 (3rd, AFC West).					
Att./Completions	575/304	496/273	Head Coach: Chuck Knox (29-19, .604)					
Completion Pct.	52.9	55.0	Assistants: Tom Catlin (Asst. Head Coach/					
Had Intercepted	23	24	Def. Coord./LBs), Ray Prochaska (Off.					
PUNTS/AVERAGE	91/40.3	97/42.1	Coord), George Dyer (DL), Chick Harris					
NET PUNTING AVG.	33.8	34.6	(RBs), Ralph Hawkins (DBs), Ken Meyer					
PENALTIES/YARDS	102/827	106/840	(QB), Steve Moore (WRs), Kent					
FUMBLES/BALL LOST	34/18	39/20	Stephenson (OL), Rusty Tillman (Sp. Teams/					
TOUCHDOWNS	44	35	TEs), Joe Vitt (Sp. Assign.)					
Rushing	9	12	Captains: WR Steve Largent (Off), CB Dave					
Passing	28	22	Brown (Def), RB Eric Lane (Sp. Teams)					
Returns	7	1	MVP: WR Steve Largent					
TOTAL POINTS	349	303	Pro Bowl: SS Kenny Easley (4), WR Steve					

TOTAL POINTS										349	303
By Quarters	1	2	3	4	OT	Tot					
SEA	43	116	90	100	0	349					
OPP	47	78	63	112	3	303					
Scoring	TD	Ru	Pa	Rt	PAT	FG	S	Pts			
Johnson	0	0	0	0	40-41	14-25	0	82			
Turner	13	0	13	0	0	0	0	78			
Warner	9	8	1	0	0	0	0	54			
Largent	6	0	6	0	1-1	0	0	37			
SEA	44	9	28	7	41-44	14-25	1	349			
OPP	35	12	22	1	31-35	20-28	1	303			
Rushing	Att	Yds	Avg	LG	TD						
Warner	291	1094	3.8	38	8						
Morris	55	236	4.3	21	0						
Hughes	40	128	3.2	9	0						
Krieg	35	121	3.5	17	1						
SEA	462	1644	3.6	38	9						
OPP	473	1837	3.9	43	12						
Receiving	No	Yds	Avg	LG	TD						
Largent	79	1287	16.3	43	6						
Warner	47	307	6.5	27	1						
Turner	34	670	19.7	54	13						
C. Young	28	351	12.5	32	2						
Skansi	21	269	12.8	32	1						
Walker	19	285	15.0	28	2						
SEA	304	3820	12.6	54	28						
OPP	273	3787	13.9	71	22						

Five bowl: SS Kenny Easley (4), WR Steve Largent (5), Sp. Fredd Young (2)

National Honors: RB Curt Warner, Comeback Player of the Year (S-I)

First-Team All-NFL: SS Kenny Easley (AP, PFWA, NEA), WR Steve Largent (AP, PFWA, S-I, C&PFN)

Starters: Offense: WR Daryl Turner (12), LT Ron Essink (12), LT Bryan Millard (4), LG Edwin Bailey (16), C Blair Bush (16), RG Robert Pratt (12), RG Bryan Millard (4), RT Steve August (6), RT Bob Cryder (15), RT Bryan Millard (1), TE Charle Young (14), TE Mike Tice (2), TE Dan Ross (5), WR Steve Largent (16), QB Dave Krieg (16), RB Curt Warner (16), FB David Hughes (10), FB Eric Lane (3).

Defense: LE Jacob Green (16), NT Joe Nash (16), RE Jeff Bryant (16), LOLB Bruce Scholtz (16), LILB Shelton Robinson (3), LILB Fredd Young (13), RILB Keith Butler (16), ROLB Michael Jackson (16), LCB Terry Taylor (16), RCB Dave Brown (16), SS Kenny Easley (13), SS Paul Moyer (3), FS John Harris (16).

Specialists: K Norm Johnson (16), P Jimmy Colquitt (2), P David Finzer (12), P Jeff West (2).

* Rookie or first-year player

Passing	Att	Cmp	Yds	Cmp%	Yds/Att	TD	TD%	Int	Int%	LG	Sacked	Rating
Krieg	532	285	3602	53.6	6.77	27	5.1	20	3.8	54	52/448	76.2
Gilbert	40	19	218	47.5	5.45	1	2.5	2	5.0	37	1/9	----
SEA	575	304	3820	52.9	6.64	28	4.9	23	4.0	54	53/457	73.4
OPP	496	273	3787	55.0	7.64	22	4.4	24	4.8	71	61/464	74.4

1986 REVIEW

Date	W/L	Score	Opp	Att	Receiving	No	Yds	Avg	LG	TD
09/07	W	30-0	Pittsburgh	61,461	Largent	70	1070	15.3	38	9
09/14	W	23-17	Kansas City	61,068	Warner	41	342	8.3	26	0
09/21	W	38-31	at New England	58,977	Franklin	33	547	16.6	49	2
09/28	L	14-19	at Washington	54,157	Williams	33	219	6.6	23	0
10/06	W	33-7	San Diego (M)	63,207	Skansi	22	271	12.3	39	0
10/12	L	10-14	at L.A. Raiders	70,635	R. Butler	19	351	18.5	67	4
10/19	W	17-12	N.Y. Giants	62,282	Turner	18	334	18.6	72	7
10/26	L	13-20	at Denver	76,089	SEA	268	3424	12.8	72	24
11/02	L	7-38	N.Y. Jets	62,497	OPP	301	3888	12.9	83	20
11/09	L	7-27	at Kansas City	53,268	Interceptions	No	Yds	Avg	LG	TD
11/16	L	7-34	at Cincinnati	54,410	Brown	5	58	11.6	24	1
11/23	W	24-20	Philadelphia	55,786	Justin	4	29	7.3	18	0
11/27	W	31-14	at Dallas (Th)	58,020	Robinson	3	39	13.0	25	0
12/08	W	37-0	L.A. Raiders (M)	62,923	Moyer	3	38	12.7	20	0
12/14	W	34-24	at San Diego	47,096	SEA	22	216	9.8	25	1
12/20	W	41-16	Denver (Sa)	63,697	OPP	14	216	15.4	36	1

Team Statistics	Sea	Opp	Kickoff Returns	No	Yds	Avg	LG	TD
TOTAL FIRST DOWNS	291	310	Edmonds	34	764	22.5	46	0
Rushing	123	93	Morris	23	465	20.2	38	0
Passing	158	192	SEA	64	1322	20.7	46	0
Penalty	10	25	OPP	59	1002	17.0	42	0
3rd Down: Made/Att	96/221	84/225	FGs	1-19	20-29	30-39	40-49	50+
3rd Down Pct.	43.4	37.3	N. Johnson	0-0	6-8	8-9	3-11	5-7
4th Down: Made/Att	0/6	6/18	SEA	0-0	6-8	8-9	3-11	5-7
4th Down Pct.	0.0	33.3	OPP	0-0	4-4	10-13	3-8	2-3

DEFENSIVE STATISTICS

(According to Unofficial Press Box Statistics)

Tackles

Player	T	S	A	Sa	T/L	PD	FF	FR
Young	121	93	28	6.0	16.0	0	0	0
Robinson	99	81	18	0.0	0.0	10	0	3
K. Butler	96	66	30	1.0	10.0	5	1	0
Gaines	94	71	23	5.0	7.0	1	0	1
Scholtz	79	59	20	3.0	11.0	1	4	0

NOTABLE

Record (Finish): 10-6 (3rd, AFC West)

Head Coach: Chuck Knox (39-25, .609)

Assistants: Tom Catlin (Asst. Head Coach/Def. Coord./LBs), Steve Moore (Off. Coord./WRs), George Dyer (DL), Chick Harris (RBs), Ralph Hawkins (DBs), Ken Meyer (QB), Russ Purnell (Sp. Assign.), Kent Stephenson (OL), Rusty Tillman (Sp. Teams/TEs), Joe Vitt (Sp. Assign.)

Captains: WR Steve Largent (Off), CB Dave Brown (Def), RB Eric Lane (Sp. Teams)

MVP: RB Curt Warner

Pro Bowl: KR Bobby Joe Edmonds (1), DE Jacob Green (1), WR Steve Largent (6), RB Curt Warner (2), LB Fred Young (3)

National Honors: RB Curt Warner, AFC Player of the Year (UPI)

First-Team All-NFL: KR Bobby Joe Edmonds (AP, PFWA, SN, PFW, FD)

Starters: Offense: WR Daryl Turner (12), WR Byron Franklin (1), *LT Ron Mattes (16), LG Edwin Bailey (12), LG Jon Borchardt (4), C Blair Bush (7), C Kani Kauahi (3), C Will Grant (6), RG Bryan Millard (16), RT Mike Wilson (16), TE Mike Tice (15), *TE Gordon Hudson (4), WR Steve Largent (16), QB Dave Krieg (14), QB Gale Gilbert (2), RB Curt Warner (16), *FB John L. Williams (16).

Defense: LE Jacob Green (16), NT Joe Nash (11), NT Reggie Kinlaw (5), RE Jeff Bryant (12), RE Randy Edwards (4), LOLB Bruce Scholtz (16), LILB Fred Young (15), LILB Sam Merriman (1), RILB Keith Butler (16), ROLB Greg Gaines (15), ROLB Michael Jackson (1), LCB Terry Taylor (15), LCB Kerry Justin (1), RCB Dave Brown (16), SS Kenny Easley (10), SS Paul Moyer (6), FS Eugene Robinson (16).

Specialists: *KR Bobby Joe Edmonds (15), *P Vince Gamache (16), K Norm Johnson (16), *LS Jim Laughton (6), LS Glenn Hyde (3).

* Rookie or first-year player

Team Statistics	Sea	Opp	Kickoff Returns	No	Yds	Avg	LG	TD				
TOTAL FIRST DOWNS	291	310	Edmonds	34	764	22.5	46	0				
Rushing	123	93	Morris	23	465	20.2	38	0				
Passing	158	192	SEA	64	1322	20.7	46	0				
Penalty	10	25	OPP	59	1002	17.0	42	0				
3rd Down: Made/Att	96/221	84/225	FGs	1-19	20-29	30-39	40-49	50+				
3rd Down Pct.	43.4	37.3	N. Johnson	0-0	6-8	8-9	3-11	5-7				
4th Down: Made/Att	0/6	6/18	SEA	0-0	6-8	8-9	3-11	5-7				
4th Down Pct.	0.0	33.3	OPP	0-0	4-4	10-13	3-8	2-3				
POSSESSION AVG.	29:46	30:14	DEFENSIVE STATISTICS									
TOTAL NET YARDS	5409	5341	(According to Unofficial Press Box Statistics)									
Avg. Per Game	338.1	333.8	Tackles									
Total Plays	1005	1053	Player	T	S	A	Sa	T/L	PD	FF	FR	
Avg. Per Play	5.4	5.1	Young	121	93	28	6.0	16.0	0	0	0	
NET YARDS RUSHING	2300	1759	Robinson	99	81	18	0.0	0.0	10	0	3	
Avg. Per Game	143.8	109.9	K. Butler	96	66	30	1.0	10.0	5	1	0	
Total Rushes	513	471	Gaines	94	71	23	5.0	7.0	1	0	1	
NET YARDS PASSING	3109	3582	Scholtz	79	59	20	3.0	11.0	1	4	0	
Avg. Per Game	194.3	223.9	NOTABLE									
Sacked/Yards Lost	39/315	47/306	Record (Finish): 10-6 (3rd, AFC West)									
Gross Yards	3424	3888	Head Coach: Chuck Knox (39-25, .609)									
Att./Completions	453/268	535/301	Assistants: Tom Catlin (Asst. Head Coach),									
Completion Pct.	59.2	56.3	Def. Coord./LBs), Steve Moore (Off.									
Had Intercepted	14	22	Coord./WRs), George Dyer (DL), Chick									
PUNTS/AVERAGE	79/38.6	81/40.4	Harris (RBs), Ralph Hawkins (DBs), Ken									
NET PUNTING AVG.	33.0	33.7	Meyer (QBs), Russ Purnell (Sp. Assign.),									
PENALTIES/YARDS	98/813	81/652	Kent Stephenson (OL), Rusty Timman (Sp.									
FUMBLES/BALL LOST	29/13	26/14	Teams/TEs), Joe Vitt (Sp. Assign.)									
TOUCHDOWNS	43	34	Captains: WR Steve Largent (Off), CB Dave									
Rushing	15	12	Brown (Def), RB Eric Lane (Sp. Teams)									
Passing	24	20	MVP: RB Curt Warner									
Returns	4	2	Pro Bowl: KR Bobby Joe Edmonds (1), DE									
TOTAL POINTS	366	293	Jacob Green (1), WR Steve Largent (6), RB									
By Quarters	1	2	3	4	OT	Tot	Curt Warner (2), LB Fred Young (3)					
SEA	69	96	80	121	0	366	National Honors: RB Curt Warner, AFC Player					
OPP	60	103	52	78	0	293	of the Year (UPI)					
Scoring	TD	Ru	Pa	Rt	PAT	FG	S	Pts	First-Team All-NFL: KR Bobby Joe Edmonds			
N. Johnson	0	0	0	0	42-42	22-35	0	108	(AP, PFWA, SN, PFW, FD)			
Warner	13	13	0	0	0	0	0	78	Starters: Offense: WR Daryl Turner (12), WR			
Largent	9	0	9	0	0	0	0	54	Byron Franklin (1), *LT Ron Mattes (16), LG			
Turner	7	0	7	0	0	0	0	42	Edwin Bailey (12), LG Jon Borchardt (4), C			
R. Butler	4	0	4	0	0	0	0	24	Blair Bush (7), C Kani Kauahi (3), C Will			
SEA	43	15	24	4	42-43	22-35	0	366	Grant (6), RG Bryan Millard (16), RT Mike			
OPP	34	12	20	2	32-34	19-28	0	293	Wilson (16), TE Mike Tice (15), *TE Gordon			
Rushing	Att	Yds	Avg	LG	TD	Hudson (4), WR Steve Largent (16), QB						
Warner	319	1481	4.6	60	13	Dave Krieg (14), QB Gale Gilbert (2), RB						
Williams	129	538	4.2	36	0	Curt Warner (16), *FB John L. Williams (16),						
Morris	19	149	7.8	49	1	Defense: LE Jacob Green (16), NT Joe						
Krieg	35	122	3.5	19	1	Nash (11), NT Reggie Kinlaw (5), RE Jeff						
SEA	513	2300	4.5	60	15	Bryant (12), RE Randy Edwards (4), LOLB						
OPP	471	1759	3.7	25	12	Bruce Scholtz (16), LILB Fred Young (15),						
Punting	No	Yds	Avg	NetTB	I20	LGB	LILB Sam Merriman (1), RILB Keith Butler					
Gamache	79	3048	38.6	33.0	7	10	55	(16), ROLB Greg Gaines (15), ROLB Michael				
SEA	79	3048	38.6	33.0	7	10	55	Jackson (1), LCB Terry Taylor (15), LCB				
OPP	81	3270	40.4	33.7	4	20	60	Kerry Justin (1), RCB Dave Brown (16), SS				
Punt Returns	No	FC	Yds	Avg	LG	TD	Kenny Easley (10), SS Paul Moyer (6), FS					
Edmonds	34	14	419	12.3	75	1	Eugene Robinson (16).					
SEA	39	14	457	11.7	75	1	Specialists: *KR Bobby Joe Edmonds (15),					
OPP	38	21	298	7.8	28	0	*P Vince Gamache (16), K Norm Johnson					
(16), *LS Jim Laughton (6), LS Glenn Hyde												
(3).												
* Rookie or first-year player												

1987 REVIEW

Date	W/L	Score	Opp	Att	Receiving	No	Yds	Avg	LG	TD			
09/13	L	17-40	at Denver	75,999	Largent	58	912	15.7	55	8			
09/20	W	43-14	Kansas City	61,667	J. L. Williams	38	420	11.1	75	3			
09/27			at San Diego	Cxl	R. Butler	33	465	14.1	40	5			
10/04	W	24-20	Miami	19,448	Skansi	19	207	10.9	25	1			
10/11	L	10-17	Cincinnati	31,739	SEA	237	3028	12.8	75	31			
10/18	W	37-14	at Detroit	8,310	OPP	255	3196	12.5	81	20			
10/25	W	35-13	at L.A. Raiders	52,735	Punt Returns	No	FC	Yds	Avg	LG	TD		
11/01	W	28-17	Minnesota	61,134	Edmonds	20	4	251	12.6	40	0		
11/09	L	14-30	at N.Y. Jets (M)	60,452	SEA	32	8	322	10.1	40	0		
11/15	W	24-13	Green Bay	60,693	OPP	32	12	251	7.8	91	1		
11/22	W	34-3	San Diego	62,444	Punting	No	Yds	Avg	NetTB	I20	LGB		
11/30	L	14-37	L.A. Raiders (M)	62,802	Rodriguez	47	1880	40.0	34.0	5	17	63	0
12/06	L	9-13	at Pittsburgh	48,881	SEA	61	2370	38.9	33.1	5	18	63	0
12/13	W	28-21	Denver	61,759	OPP	63	2465	39.1	32.7	4	13	60	1
12/20	W	34-21	at Chicago	62,518	Kickoff Returns	No	Yds	Avg	LG	TD			
12/27	L	20-41	at Kansas City	20,370	Edmonds	27	564	20.9	43	0			

Postseason

01/03	L	20-23	at Houston (OT)	49,662	SEA	64	1236	19.3	43	0
			(AFC First-Round)		OPP	67	1379	20.6	92	1

Team Statistics	Sea	Opp
TOTAL FIRST DOWNS	301	297
Rushing	120	133
Passing	154	148
Penalty	27	16
3rd Down: Made/Att	92/189	85/196
3rd Down Pct.	48.7	43.4
4th Down: Made/Att	4/9	4/10
4th Down Pct.	44.4	40.0
POSSESSION AVG.	30:35	29:25
TOTAL NET YARDS	4735	5159
Avg. Per Game	315.7	343.9
Total Plays	937	954
Avg. Per Play	5.1	5.4
NET YARDS RUSHING	2023	2201
Avg. Per Game	134.9	146.7
Total Rushes	937	472
NET YARDS PASSING	2712	2958
Avg. Per Game	180.8	197.2
Sacked/Yards Lost	36/316	37/238
Gross Yards	3028	3196
Att./Completions	405/237	445/255
Completion Pct.	58.5	57.3
Had Intercepted	21	17
PUNTS/AVERAGE	61/38.9	63/39.1
NET PUNTING AVG.	33.1	32.7
PENALTIES/YARDS	79/668	104/890
FUMBLES/BALL LOST	32/16	38/21
TOUCHDOWNS	46	36
Rushing	13	14
Passing	31	20
Returns	2	2
TOTAL POINTS	371	314

By Quarters	1	2	3	4	OT	Tot		
SEA	79	132	95	65	---	371		
OPP	51	110	75	78	---	314		
Scoring	TD	Ru	Pa	Rt	PAT	FG	S	Pts
N. Johnson	0	0	0	0	40-40	15-20	0	85
Warner	10	8	2	0	0	0	0	60
Largent	8	0	8	0	0	0	0	48
Turner	6	0	6	0	0	0	0	36
SEA	46	13	31	2	44-46	17-22	0	371
OPP	36	14	20	2	35-36	21-26	0	314
Rushing	Att	Yds	Avg	LG	TD			
Warner	234	985	4.2	57	8			
J. L. Williams	113	500	4.4	48	1			
Krieg	36	155	4.3	17	2			
SEA	496	2023	4.1	57	13			
OPP	472	2201	4.7	91	14			
Interceptions	No	Yds	Avg	LG	TD			
Easley	4	47	11.8	22	0			
Robinson	3	75	25.0	44	0			
Jenkins	3	46	15.3	34	0			
SEA	17	289	17.0	53	1			
OPP	21	146	7.0	32	0			

Passing	Att	Cmp	Yds	Cmp%	Yds/Att	TD	TD%	Int	Int%	LG	Sacked	Rating
Krieg	294	178	2131	60.5	7.25	23	7.8	15	5.1	75	27/247	87.6
Mathison	76	36	501	47.4	6.59	3	3.9	5	6.6	47	6/49	54.8
Kemp	33	23	396	69.7	12.00	5	15.2	1	3.0	55	3/20	137.1
SEA	405	237	3028	58.5	7.48	31	7.7	21	5.2	75	36/316	85.9
OPP	445	255	3196	57.3	7.18	20	4.5	17	3.8	81	37/238	78.8

DEFENSIVE STATISTICS

(According to Unofficial Press Box Statistics)

Tackles

Player	T	S	A	Sa	T/L	PD	FF	FR
F. Young	99	78	21	9.0	18.0	5	5	4
Bosworth	78	64	14	4.0	5.0	3	2	2
Robinson	69	49	19	0.0	1.0	3	0	1
Bryant	52	40	12	4.0	9.0	0	1	1
J. Green	48	36	12	9.5	18.0	0	3	1

NOTABLE

Record (Finish): 9-6 (2nd, AFC West). Lost wild card playoff at Houston 23-20 (OT).

Head Coach: Chuck Knox (48-31, .608)

Assistants: Tom Catlin (Asst. Head Coach/Def. Coord./OLBs), Steve Moore (Off. Coord./WRs), George Dyer (DL), Chick Harris (RBs), Ralph Hawkins (DBs), Ken Meyer (QB), Russ Purnell (TEs/Asst. Sp. Teams), Kent Stephenson (OL), Rusty Tillman (Sp. Teams/ILBs), Joe Vitt (Sp. Assign.)

Captains: WR Steve Largent and RB Curt Warner (Off), S Kenny Easley (Def), S Paul Moyer (Sp. Teams)

MVP: WR Steve Largent

Pro Bowl: S Kenny Easley (5), DE Jacob Green (2), WR Steve Largent (7), RB Curt Warner (3), LB Fred Young (4)

National Honors: None

First-Team All-NFL: WR Steve Largent (PFWA), G Bryan Millard (Films), RB Curt Warner (S-I, NEA), LB Fred Young (AP, PFWA, Films, S-I, PFW, SN, NEA)

Starters: Offense: WR Daryl Turner (8), WR Ray Butler (3), LT Ron Mattes (12), LG Edwin Bailey (12), C Blair Bush (11), C Grant Feasel (2), RG Bryan Millard (12), RT Mike Wilson (12), TE Mike Tice (12), TE Wilbur Strozier (3), WR Steve Largent (13), QB Dave Krieg (12), RB Curt Warner (12), FB John L. Williams (10).

Defense: LE Jacob Green (12), NT Joe Nash (12), RE Jeff Bryant (12), LOLB Bruce Scholtz (7), *LOLB Tony Woods (5), LILB Fred Young (13), *RILB Brian Bosworth (12), ROLB Greg Gaines (10), *ROLB Tony Woods (2), LCB Terry Taylor (12), RCB Patrick Hunter (11), *RCB Melvin Jenkins (1), SS Kenny Easley (11), SS Paul Moyer (1), FS Eugene Robinson (12).

Specialists: KR Bobby Joe Edmonds (11), P Ruben Rodriguez (12), K Norm Johnson (13)

* Rookie or first-year player

1988 REVIEW

Date	W/L	Score	Opp	Att	Receiving	No	Yds	Avg	LG	TD	
09/04	W	21-14	at Denver	75,986	Williams	58	651	11.2	75	3	
09/11	W	31-10	Kansas City	61,512	Blades	40	682	17.1	55	8	
09/18	L	6-17	at San Diego	44,449	Largent	39	645	16.5	46	2	
09/25	L	7-38	San Francisco	62,382	Tice	29	244	8.4	26	0	
10/02	W	31-20	at Atlanta	28,619	SEA	245	2979	12.2	75	22	
10/09	W	16-10	at Cleveland	78,605	OPP	280	3618	12.9	69	21	
10/16	L	19-20	New Orleans	63,569	Punting	No	Yds	Avg	NetTB	I20LGB	
10/23	L	10-31	at L.A. Rams	57,033	Rodriguez	70	2858	40.8	36.8	4 14 68 0	
10/30	W	17-14	San Diego	59,641	SEA	70	2858	40.8	36.8	4 14 68 0	
11/06	L	3-13	Buffalo	61,074	OPP	66	2778	42.1	35.7	4 22 59 0	
11/13	W	27-24	Houston	60,446	Punt Returns	No	FC	Yds	Avg	LG	TD
11/20	L	24-27	at Kansas City	33,152	Edmonds	35	8	340	9.7	41	0
11/28	W	35-27	L.A. Raiders (M)	62,641	SEA	37	8	340	9.2	41	0
12/04	L	7-13	at New England	59,068	OPP	36	14	202	5.6	16	0
12/11	W	42-14	Denver	62,839	Kickoff Returns	No	Yds	Avg	LG	TD	
12/18	W	43-37	at L.A. Raiders	61,127	Edmonds	40	900	22.5	65	0	

Postseason

12/31	L	13-21	at Cincinnati (Sa)	58,560
-------	---	-------	--------------------	--------

(AFC Divisional Playoff)

Team Statistics	Sea	Opp
TOTAL FIRST DOWNS	291	321
Rushing	125	134
Passing	139	171
Penalty	27	16

3rd Down: Made/Att	83/211	96/219
3rd Down Pct.	39.3	43.8
4th Down: Made/Att	7/16	10/16
4th Down Pct.	43.8	62.5
POSSESSION AVG.	28:32	31:28
TOTAL NET YARDS	4842	5639
Avg. Per Game	302.6	352.4
Total Plays	983	1040
Avg. Per Play	4.9	5.4

NET YARDS RUSHING	2086	2286
Avg. Per Game	130.4	142.9
Total Rushes	517	509
NET YARDS PASSING	2756	3353
Avg. Per Game	172.3	209.6

Sacked/Yards Lost	29/223	30/265
Gross Yards	2979	3618
Att./Completions	437/245	501/280
Completion Pct.	56.1	55.9
Had Intercepted	20	22

PUNTS/AVERAGE	70/40.8	66/42.1
NET PUNTING AVG.	36.8	35.7
PENALTIES/YARDS	89/790	111/861
FUMBLES/BALL LOST	29/14	31/18
TOUCHDOWNS	39	38

Rushing	14	14
Passing	22	21
Returns	3	3
TOTAL POINTS	339	329

By Quarters	1	2	3	4	OT	Tot
SEA	58	124	83	74	----	339
OPP	75	90	72	92	----	329

Scoring	TD	Ru	Pa	Rt	PAT	FG	S	Pts
N. Johnson	0	0	0	0	39	39	22	105
Warner	12	10	2	0	0	0	0	72
Blades	8	0	8	0	0	0	0	48
Williams	7	4	3	0	0	0	0	42
Butler	4	0	4	0	0	0	0	24

SEA	39	14	22	3	39	39	22	105
OPP	38	14	21	3	38	38	21	102

Rushing	Att	Yds	Avg	LG	TD
Warner	266	1025	3.9	29	10
Williams	189	877	4.6	44	4
SEA	517	2986	4.0	44	14
OPP	509	2286	4.5	42	14

Interceptions	No	Yds	Avg	LG	TD
Moyer	6	79	13.2	34	0
Taylor	5	53	10.6	27	1
Jenkins	3	41	13.7	21	0
SEA	22	280	12.7	34	1
OPP	20	195	9.8	55	1

Passing	Att	Cmp	Yds	Cmp%	Yds/Att	TD	TD%	Int	Int%	LG	Sacked	Rating
Krieg	228	134	1741	58.8	7.64	18	7.9	8	3.5	75	12/92	94.6
Stouffer	173	98	1106	56.6	6.39	4	2.3	6	3.5	53	13/110	69.2
Kemp	35	13	132	37.1	3.77	0	0.0	4	14.8	19	3/21	----
SEA	437	245	2979	56.1	6.82	22	5.0	20	4.6	75	29/233	74.9
OPP	501	280	3618	55.9	7.22	21	4.2	22	4.4	69	30/265	74.4

Player	T	S	A	Sa	T/L	PD	FF	FR
Robinson	114	85	29	1.0	4.0	3	1	0
Wyman	97	71	26	2.5	8.0	0	1	2
Bosworth	82	55	27	0.0	2.0	3	1	1
Woods	80	57	23	5.0	13.0	2	0	1
Moyer	73	52	21	0.0	2.0	2	0	2

DEFENSIVE STATISTICS

(According to Unofficial Press Box Statistics)

Tackles

Player	T	S	A	Sa	T/L	PD	FF	FR
Robinson	114	85	29	1.0	4.0	3	1	0
Wyman	97	71	26	2.5	8.0	0	1	2
Bosworth	82	55	27	0.0	2.0	3	1	1
Woods	80	57	23	5.0	13.0	2	0	1
Moyer	73	52	21	0.0	2.0	2	0	2

NOTABLE

Record (Finish): 9-7 (1st, AFC West). Lost divisional playoff at Cincinnati 21-13.

Head Coach: Chuck Knox (57-38, . 600)

Assistants: Tom Catlin (Asst. Head Coach/Def. Coord./OLBs), Steve Moore (Off. Coord./WRs), George Dyer (DL), Chick Harris (RBs), Ralph Hawkins (DBs), Ken Meyer (QB), Russ Purnell (TEs/Asst. Sp. Teams), Kent Stephenson (OL), Rusty Tillman (Sp. Teams/ILBs), Joe Vitt (Sp. Assign.)

Captains: WR Steve Largent (Off), DE Jacob Green and S Eugene Robinson (Def), Game-to-Game (Sp. Teams)

MVP: FB John L. Williams

Pro Bowl: QB Dave Krieg (2), Sp. Rufus Porter (1)

National Honors: WR Steve Largent, NFL Man of the Year

First-Team All-NFL: G Bryan Millard (S-I), Sp. Teams Rufus Porter (PFW, C&PFN)

Starters: Offense: *WR Brian Blades (7), WR Ray Butler (5), LT Ron Mattes (16), LG Edwin Bailey (16), C Blair Bush (14), C Grant Feasel (2), RG Bryan Millard (14), RG Chris Godfrey (2), RT Mike Wilson (16), TE Mike Tice (16), TE John Spagnola (4), WR Steve Largent (15), WR Paul Skansi (1), QB Dave Krieg (9), *QB Kelly Stouffer (6), QB Jeff Kemp (1), RB Curt Warner (16), FB John L. Williams (16).

Defense: LE Jacob Green (16), NT Joe Nash (15), NT Ken Clarke (1), RE Jeff Bryant (12), RE Alonzo Mitz (4), LOLB Bruce Scholtz (15), LOLB M.L. Johnson (1), LILB Brian Bosworth (10), LILB Darren Comeaux (6), RILB David Wyman (16), ROLB Tony Woods (16), LCB Terry Taylor (8), LCB Melvin Jenkins (8), RCB Patrick Hunter (7), RCB Melvin Jenkins (8), *RCB Dwayne Harper (1), SS Paul Moyer (16), FS Eugene Robinson (16).

Specialists: KR Bobby Joe Edmonds (16), P Ruben Rodriguez (16), K Norm Johnson (16)

* Rookie or first-year player

1989 REVIEW

Date	W/L	Score	Opp	Att	Interceptions	No	Yds	Avg	LG	TD			
09/10	L	7-31	at Philadelphia	64,287	Robinson	5	24	4.8	20	0			
09/17	L	24-34	Phoenix	60,444	Harper	2	15	7.5	15	0			
09/24	W	24-3	at New England	48,025	SEA	9	57	6.3	20	0			
10/01	W	24-20	at L.A. Raiders	44,319	OPP	23	248	10.8	30	2			
10/08	L	16-20	Kansas City	60,715	Punting	No	Yds	Avg	NetTB	I20	LGB		
10/15	W	17-16	at San Diego	50,079	Rodriguez	75	2995	39.9	32.9	8	17	59	1
10/22	L	21-24	Denver (OT)	62,353	SEA	75	2995	39.9	32.9	8	17	59	1
10/29	W	10-7	San Diego	59,691	OPP	74	2902	39.2	33.9	7	21	60	0
11/05	L	10-20	at Kansas City	54,489	Punt Returns	No	FC	Yds	Avg	LG	TD		
11/12	L	7-17	Cleveland	58,978	Hollis	18	7	164	9.1	21	0		
11/19	L	3-15	at N.Y. Giants	75,014	Jefferson	12	10	87	7.3	19	0		
11/26	L	14-41	at Denver	75,117	SEA	30	17	251	8.4	21	0		
12/04	W	17-16	Buffalo (M)	57,682	OPP	41	12	334	8.1	49	0		
12/10	W	24-17	at Cincinnati	54,744	Kickoff Returns	No	Yds	Avg	LG	TD			
12/17	W	23-17	L.A. Raiders	61,076	Jefferson	22	511	23.2	91	1			
12/23	L	0-29	Washington (Sa)	60,294	Harris	18	334	18.6	25	0			

Team Statistics	Sea	Opp
TOTAL FIRST DOWNS	290	293
Rushing	86	119
Passing	180	158
Penalty	24	16
3rd Down: Made/Att	85/211	89/213
3rd Down Pct.	40.3	41.8
4th Down: Made/Att	8/17	5/16
4th Down Pct.	47.1	31.3
POSSESSION AVG.	29:20	30:40
TOTAL NET YARDS	4596	5215
Avg. Per Game	287.3	325.9
Total Plays	1010	997
Avg. Per Play	4.6	5.2
NET YARDS RUSHING	1392	2118
Avg. Per Game	87.0	132.4
Total Rushes	405	520
NET YARDS PASSING	3204	3097
Avg. Per Game	200.3	193.6
Sacked/Yards Lost	46/379	32/235
Gross Yards	3583	3332
Att./Completions	559/316	445/252
Completion Pct.	56.5	56.6
Had Intercepted	23	9
PUNTS/AVERAGE	76/39.4	74/39.2
NET PUNTING AVG.	32.9	33.9
PENALTIES/YARDS	79/738	118/809
FUMBLES/BALL LOST	43/14	26/13
TOUCHDOWNS	28	37
Rushing	5	11
Passing	21	13
Returns	2	3
TOTAL POINTS	241	327

By Quarters	1	2	3	4	OT	Tot
SEA	72	60	41	68	0	241
OPP	81	80	86	77	3	327

Scoring	TD	Ru	Pa	Rt	PAT	FG	S	Pts
N. Johnson	0	0	0	0	27-27	15-25	0	72
Williams	7	1	6	0	0	0	0	42
Blades	5	0	5	0	0	0	0	30
Skansi	5	0	5	0	0	0	0	30
Warner	4	3	1	0	0	0	0	24
SEA	28	5	21	2	28-28	15-25	0	241
OPP	37	11	23	3	35-37	22-32	2	327

Rushing	Att	Yds	Avg	LG	TD
Warner	194	631	3.3	34	3
Williams	146	499	3.4	21	1
Krieg	40	160	4.0	18	0
SEA	405	1392	3.4	34	5
OPP	520	2118	4.1	38	11
Receiving	No	Yds	Avg	LG	TD
Blades	77	1063	13.8	60	5
Williams	76	657	8.6	51	6
Skansi	39	488	12.5	26	5
Largent	28	403	14.4	33	3
Clark	25	260	10.4	28	1
Warner	23	153	6.7	24	1
SEA	316	3583	11.3	60	21
OPP	252	3332	13.2	69	23

Passing	Att	Cmp	Yds	Cmp%	Yds/Att	TD	TD%	Int	Int%	LG	Sacked	Rating
Krieg	499	286	3309	57.3	6.63	21	4.2	20	4.0	60	37/289	74.8
Stouffer	59	29	270	49.2	4.58	0	0.0	3	5.1	29	9/90	40.9
SEA	559	316	3583	56.5	6.41	21	3.8	23	4.1	60	46/379	71.3
OPP	445	252	3332	56.6	7.49	23	5.2	9	2.0	69	32/235	89.3

Kickoff Returns	No	Yds	Avg	LG	TD
Jefferson	22	511	23.2	91	1
Harris	18	334	18.6	25	0
Hollis	15	247	16.5	30	0
SEA	65	1246	19.2	97	1
OPP	44	814	18.5	37	0
FGs	1-19	20-29	30-39	40-49	50+
N. Johnson	1-1	6-7	3-4	4-8	1-5
SEA	1-1	6-7	3-4	4-8	1-5
OPP	1-1	10-13	8-10	3-7	0-1

DEFENSIVE STATISTICS

(According to Unofficial Press Box Statistics)

Player	Tackles					T/L	PD	FF	FR
	T	S	A	Sa					
Robinson	102	72	30	0.0	3.0	5	2	0	
Wyman	98	72	26	0.0	6.0	1	2	0	
Glasgow	97	77	20	0.0	2.0	7	0	5	
Nash	92	65	27	8.0	9.0	1	3	0	
Comeaux	88	64	24	0.0	1.0	1	0	1	
Bryant	68	50	18	3.5	6.0	2	2	0	

NOTABLE

Record (Finish): 7-9 (4th, AFC West)
Head Coach: Chuck Knox (64-47, .577)
Assistants: Tom Catlin (Asst. Head Coach/Def. Coord./OLBs), John Becker (Off. Coord./WRs), George Dyer (DL), Chick Harris (RBs), Ken Meyer (QB), Rod Perry (DBs), Russ Purnell (TEs/Asst. Sp. Teams), Kent Stephenson (OL), Rusty Tillman (Sp. Teams/ILBs), Joe Vitt (Sp. Assign.)
Captains: WR Steve Largent (Off), DE Jacob Green (Def), Game-to-Game (Sp. Teams)
MVP: WR Brian Blades
Pro Bowl: WR Brian Blades (1), QB Dave Krieg (3), Sp. Rufus Porter (2)
National Honors: None
First-Team All-NFL: None
Starters: Offense: WR Brian Blades (14), *LT Andy Heck (8), LT Ron Mattes (8), LG Edwin Bailey (16), C Grant Feasel (16), RG Bryan Millard (16), RT Mike Wilson (16), *TE Robert Tyler (9), *TE Travis McNeal (6), TE Donnie Dee (3), WR Steve Largent (9), WR Louis Clark (6), QB Dave Krieg (14), QB Kelly Stouffer (2), RB Curt Warner (14), FB John L. Williams (15), *FB Derrick Fenner (1).
Defense: LE Jacob Green (14), NT Joe Nash (16), RE Jeff Bryant (15), RE Alonzo Mitz (4), LOLB Rufus Porter (3), LOLB Tony Woods (12), LOLB M.L. Johnson (1), LILB Brian Bosworth (2), LILB Darren Comeaux (13), RILB David Wyman (16), ROLB Vernon Maxwell (9), LOLB M.L. Johnson (6), LCB Dwayne Harper (13), LCB Melvin Jenkins (1), RCB Patrick Hunter (14), RCB Melvin Jenkins (2), SS Nesby Glasgow (16), FS Johnnie Johnson (2), FS Eugene Robinson (14).
Specialists: KR Bobby Joe Edmonds (16), P Ruben Rodriguez (16), K Norm Johnson (16), *LS Harper LeBel (16).
 * Rookie or first-year player

1990 REVIEW

Date	W/L	Score	Opp	Att	Rushing	Att	Yds	Avg	LG	TD
09/09	L	0-17	at Chicago	64,400	Fenner	215	859	4.0	36	14
09/16	L	13-17	L.A. Raiders	61,889	Williams	187	714	3.8	25	3
09/23	L	31-34	at Denver (OT)	75,290	Krieg	32	115	3.6	25	0
10/01	W	31-16	Cincinnati (M)	60,135	SEAHAWKS	457	1749	3.8	36	18
10/07	W	33-20	at New England	39,735	OPPONENTS	413	1605	3.9	58	7
10/14	L	17-24	at L.A. Raiders	50,624	Receiving	No	Yds	Avg	LG	TD
10/21	W	19-7	Kansas City	60,358	Williams	73	699	9.6	60	0
10/28			BYE		Kane	52	776	14.9	63	4
11/04	L	14-31	San Diego	59,646	Blades	49	525	10.7	24	3
11/11	W	17-16	at Kansas City	71,285	Chadwick	27	478	17.7	54	4
11/18	L	21-24	Minnesota	59,735	Skansi	22	257	11.7	25	2
11/25	W	13-10	at S. Diego (OT)	50,097	Fenner	17	143	8.4	50	1
12/02	W	13-10	Houston (OT)	57,592	SEA	265	3194	12.1	63	15
12/09	W	20-14	at Green Bay	52,015	OPP	300	3256	10.9	46	19
12/16	L	17-24	at Miami	57,851	Kickoff Returns	No	Yds	Avg	LG	TD
12/23	W	17-12	Denver	55,845	Warren	23	478	20.8	71	0
12/30	W	30-10	Detroit	50,681	Loville	18	359	19.9	29	0

Team Statistics	Sea	Opp
TOTAL FIRST DOWNS	284	280
Rushing	111	86
Passing	155	171
Penalty	18	23
3rd Down: Made/Att	87/200	83/207
3rd Down Pct.	43.5	40.1
4th Down: Made/Att	6/7	7/11
4th Down Pct.	85.7	63.6
POSSESSION AVG.	30:47	29:13
TOTAL NET YARDS	4583	4609
Avg. Per Game	286.4	288.1
Total Plays	945	950
Avg. Per Play	4.8	4.9
NET YARDS RUSHING	1749	1605
Avg. Per Game	109.3	100.3
Total Rushes	457	413
NET YARDS PASSING	2834	3004
Avg. Per Game	177.1	187.8
Sacked/Yards Lost	40/360	33/252
Gross Yards	3194	3256
Att./Completions	448/265	504/300
Completion Pct.	59.2	59.5
Had Intercepted	20	12
PUNTS/AVERAGE	67/40.6	77/41.9
NET PUNTING AVG.	34.4	36.2
PENALTIES/YARDS	89/746	108/766
FUMBLES/BALL LOST	32/16	32/18
TOUCHDOWNS	34	32
Rushing	18	7
Passing	15	19
Returns	1	6
TOTAL POINTS	306	286

By Quarters	1	2	3	4	OT	Tot	
SEA	50	94	60	96	6	306	
OPP	50	112	53	68	3	286	
Punt Returns	No	FC	Yds	Avg	LG	TD	
Warren	28	16	269	9.6	39	0	
Jefferson	8	0	68	8.5	14	0	
SEA	36	16	337	9.4	39	0	
OPP	29	21	254	8.8	66	2	
Scoring	TDs	Ru	Pa	Rt	PAT	FGS	Pts
Johnson	0	0	0	0	33-34	23-32	0 102
Fenner	15	14	1	0	0	0	0 90
Chadwick	4	0	4	0	0	0	0 24
Kane	4	0	4	0	0	0	0 24
Blades	3	0	3	0	0	0	0 18
Williams	3	3	0	0	0	0	0 18
SEA	34	18	15	1	33-34	23-32	0 306
OPP	32	7	19	6	32-32	20-27	1 286
Interceptions	No	Yds	Avg	LG	TD		
Robinson	3	89	29.7	39	0		
Harper	3	69	23.0	47	0		
SEA	12	182	15.2	47	0		
OPP	20	252	12.6	42	0		
Punting	No	Yds	Avg	NetTB	I20	LGB	
Donnelly	67	2722	40.6	34.4	8	18 54 0	
SEA	67	2722	40.6	34.4	8	18 54 0	
OPP	77	3225	41.9	36.2	5	22 67 0	

Passing	Att	Cmp	Yds	Cmp%	Yds/Att	TD	TD%	Int	Int%	LG	Sacked	Rating
Krieg	448	265	3194	59.2	7.13	15	3.3	20	4.5	63	40/360	73.6
SEA	448	265	3194	59.2	7.13	15	3.3	20	4.5	63	40/360	73.6
OPP	504	300	3256	59.5	6.46	19	3.8	12	2.4	46	33/252	81.3

SEA	OPP	FGs	1-19	20-29	30-39	40-49	50+
SEA	50	985	19.7	71	0		
OPP	51	910	17.8	39	0		
SEA	2-2	7-7	8-14	5-6	1-3		
OPP	0-0	11-11	3-5	5-8	1-3		

DEFENSIVE STATISTICS

(According to Unofficial Press Box Statistics)

Player	T	S	A	Sa	T/L	PD	FF	FR
Glasgow	83	70	13	2.0	4.0	2	3	1
Robinson	82	63	19	0.0	2.0	5	1	4
Harper	71	62	9	0.0	3.0	4	1	0
Green	60	44	16	12.5	18.0	2	3	1
Hunter	56	48	8	0.0	1.0	10	1	1
Nash	53	41	12	1.0	3.0	0	1	1

NOTABLE

Record (Finish): 9-7 (3rd, AFC West)
Head Coach: Chuck Knox (73-54, .575)
Assistants: Tom Catlin (Asst. Head Coach/Def. Coord./OLBs), John Becker (Off. Coord./WRs), George Dyer (DL), Chick Harris (RBs), Ken Meyer (QBs), Rod Perry (DBs), Russ Purnell (TEs/Asst. Sp. Teams), Frank Raines (Strength & Cond.), Kent Stephenson (OL), Rusty Tillman (Sp. Teams/ILBs), Joe Vitt (Sp. Assign.)
Captains: QB Dave Krieg (Off), DE Jacob Green (Def), Game-to-Game (Sp. Teams)
MVP: FB John L. Williams
Pro Bowl: FB John L. Williams (1)
National Honors: SS Kenny Easley and WR Steve Largent, All-NFL Decade of the 1980's Team (Hall of Fame)
First-Team All-NFL: None
Starters: **Offense:** WR Tommy Kane (11), LT Andy Heck (16), LG Edwin Bailey (11), LG Darrick Brilz (5), C Grant Feasel (16), RG Bryan Millard (16), RT Ron Mattes (7), RT Ronnie Lee (9), TE Travis McNeal (14), TE Ron Heller (5), TE Mike Tice (2), WR Brian Blades (16), QB Dave Krieg (16), RB Derrick Fenner (15), *RB Derek Loville (1), FB John L. Williams (16).
Defense: LE Jacob Green (16), LT Joe Nash (16), RT Jeff Bryant (14), *RT Cortez Kennedy (2), RE Tony Woods (15), *LLB Terry Wooden (8), LLB Darren Comeaux (1), LLB Joe Cain (2), LLB Dave Ahrens (3), MLB Darren Comeaux (8), MLB David Wyman (8), RLB Rufus Porter (12), RLB Joe Cain (3), LCB Dwayne Harper (16), RCB Patrick Hunter (16), *SS Robert Blackmon (3), SS Nesby Glasgow (13), FS Eugene Robinson (16).
Specialists: *KR Chris Warren (16), P Rick Donnelly (16), K Norm Johnson (16), LS Michael Morris (4), LS Trey Junkin (12).
 * Rookie or first-year player

1991 REVIEW

Date	W/L	Score	Opp	Att	Interceptions	No	Yds	Avg	LG	TD
09/01	L	24-27	at New Orleans	68,492	Robinson	5	56	11.2	27	0
09/08	W	20-13	N.Y. Jets	56,770	Harper	4	84	21.0	43	0
09/15	L	10-16	at Denver	74,152	SEA	18	302	16.8	43	2
09/22	L	13-20	at Kansas City	71,789	OPP	26	334	12.8	58	2
09/29	W	31-3	Indianapolis	56,656	Punting	No	Yds	Avg	NetTB	I20
10/06	W	13-7	at Cincinnati	60,010	Tuten	49	2106	43.0	36.9	3
10/13	L	20-23	L.A. Raiders (OT)	61,974	Donnelly	13	505	38.8	33.8	1
10/20	W	27-7	at Pittsburgh	54,678	Waits	14	474	33.9	33.6	0
10/27	W	20-9	San Diego	59,646	SEA	76	3085	40.6	35.7	4
11/03			BYE		OPP	79	3089	39.1	33.0	8
11/10	L	14-17	at San Diego	43,597	Punt Returns	No	FC	Yds	Avg	LG
11/17	L	7-31	at L.A. Raiders	49,317	Warren	32	19	298	9.3	t59
11/24	W	13-10	Denver	60,430	SEA	38	20	325	8.6	t59
12/01	L	6-19	Kansas City	57,248	OPP	40	18	289	7.2	29
12/08	L	22-24	San Francisco	56,711	Kickoff Returns	No	Yds	Avg	LG	TD
12/15	L	13-26	at Atlanta	53,834	Warren	35	792	22.6	55	0
12/22	W	23-9	L.A. Rams	51,100	Loville	18	412	22.9	50	0

Team Statistics	Sea	Opp
TOTAL FIRST DOWNS	253	263
Rushing	80	92
Passing	159	159
Penalty	14	12

3rd Down: Made/Att	67/193	78/220
3rd Down Pct.	34.7	35.5
4th Down: Made/Att	2/9	9/20
4th Down Pct.	22.2	45.0

POSSESSION AVG.	29:27	30:33
-----------------	-------	-------

TOTAL NET YARDS	4534	4703
-----------------	------	------

Avg. Per Game	283.4	293.9
---------------	-------	-------

Total Plays	924	988
-------------	-----	-----

Avg. Per Play	4.9	4.8
---------------	-----	-----

NET YARDS RUSHING	1426	1684
-------------------	------	------

Avg. Per Game	89.1	105.3
---------------	------	-------

Total Rushes	394	435
--------------	-----	-----

NET YARDS PASSING	3108	3019
-------------------	------	------

Avg. Per Game	194.3	188.7
---------------	-------	-------

Sacked/Yards Lost	42/263	36/269
-------------------	--------	--------

Gross Yards	3371	3288
-------------	------	------

Att/Comp	488/290	517/296
----------	---------	---------

Completion Pct.	59.4	57.3
-----------------	------	------

Had Intercepted	26	18
-----------------	----	----

PUNTS/AVERAGE	76/40.6	79/39.1
---------------	---------	---------

NET PUNTING AVG.	35.7	33.0
------------------	------	------

PENALTIES/YARDS	85/682	108/845
-----------------	--------	---------

FUMBLES/BALL LOST	26/17	34/21
-------------------	-------	-------

TOUCHDOWNS	29	25
------------	----	----

Rushing	11	4
---------	----	---

Passing	15	1
---------	----	---

Returns	3	3
---------	---	---

TOTAL POINTS	276	261
--------------	-----	-----

By Quarters	1	2	3	4	OT	Tot
-------------	---	---	---	---	----	-----

SEA	39	78	79	80	0	276
-----	----	----	----	----	---	-----

OPP	25	112	47	74	3	261
-----	----	-----	----	----	---	-----

Scoring	TD	Ru	Pa	Rt	PAT	FG	S	Pts
---------	----	----	----	----	-----	----	---	-----

Kasay	0	0	0	0	27/28	25/31	0	102
-------	---	---	---	---	-------	-------	---	-----

Williams	5	4	1	0	0	0	0	30
----------	---	---	---	---	---	---	---	----

Fenner	4	4	0	0	0	0	0	24
--------	---	---	---	---	---	---	---	----

Tice	4	0	4	0	0	0	0	24
------	---	---	---	---	---	---	---	----

SEA	29	11	15	3	27/29	25/31	0	276
-----	----	----	----	---	-------	-------	---	-----

OPP	25	4	18	3	25/25	28/32	1	261
-----	----	---	----	---	-------	-------	---	-----

Rushing	Att	Yds	Avg	LG	TD
---------	-----	-----	-----	----	----

Williams	188	741	3.9	42	4
----------	-----	-----	-----	----	---

Fenner	91	267	2.9	15	4
--------	----	-----	-----	----	---

Jones	45	154	3.4	22	3
-------	----	-----	-----	----	---

SEAHAWKS	394	1426	3.6	42	11
----------	-----	------	-----	----	----

OPPONENTS	435	1684	3.9	32	4
-----------	-----	------	-----	----	---

Receiving	No	Yds	Avg	LG	TD
-----------	----	-----	-----	----	----

Blades	70	1003	14.3	52	2
--------	----	------	------	----	---

Williams	61	499	8.2	35	1
----------	----	-----	-----	----	---

Kane	50	763	15.3	60	2
------	----	-----	------	----	---

Chadwick	22	255	11.6	29	3
----------	----	-----	------	----	---

SEA	290	3371	11.6	60	15
-----	-----	------	------	----	----

OPP	296	3288	11.1	t61	18
-----	-----	------	------	-----	----

Passing	Att	Cmp	Yds	Cmp%	Yds/Att	TD	TD%	Int	Int%	LG	Sacked	Rating
Krieg	285	187	2080	65.6	7.30	11	3.9	12	4.2	60	32/216	82.5
Kemp	181	94	1207	51.9	6.67	4	2.2	12	6.6	52	8/38	52.9
Stouffer	15	6	57	40.0	3.80	0	0.0	1	6.7	19	2/9	23.5
McGwire	7	3	27	42.9	3.86	0	0.0	1	14.3	13	0/0	14.3
SEA	488	290	3371	59.4	6.91	15	3.1	26	5.3	60	42/263	68.4
OPP	517	296	3288	57.3	6.36	18	3.5	18	3.5	t61	36/269	73.4

SEA	No	Yds	Avg	NetTB	I20	LGB
OPP	51	858	16.8	38	0	0
FGs	1-19	20-29	30-39	40-49	50+	
Kasay	1/1	5/6	11/14	6/7	2/3	
OPP	1/1	7/7	9/9	6/7	5/8	

DEFENSIVE STATISTICS

(According to Unofficial Press Box Statistics)

Player	T	S	A	Sa	T/L	PD	FF	FR
Wooden	98	74	24	2.0	10.0	9	1	4
Robinson	91	67	24	1.0	3.0	3	1	1
Porter	71	51	20	10.0	16.0	15	4	0
Comeaux	69	51	18	0.5	7.0	5	4	0
Harper	69	58	11	0.0	1.0	1	1	0
Kennedy	67	59	8	6.5	13.0	12	1	1

NOTABLE

Record (Finish): 7-9 (4th, AFC West)

Head Coach: Chuck Knox (80-63, .559)

Assistants: Tom Catlin (Asst. Head Coach/Def. Coord./OLBs), John Becker (Off. Coord./WRs), George Dyer (DL), Chick Harris (RBs), Ken Meyer (QB), Paul Moyer (Staff Asst.), Rod Perry (DBs), Russ Purnell (TEs/Asst. Sp. Teams), Frank Raines (Strength & Cond.), Kent Stephenson (OL), Rusty Tillman (Sp. Teams/ILBs), Joe Vitt (Sp. Assign.)

Captains: QB Dave Krieg (Off), DE Jacob Green (Def), Game-to-Game (Sp. Teams)

MVP: FS Eugene Robinson

Pro Bowl: DT Cortez Kennedy (1), FB John L. Williams (2)

National Honors: None

First-Team All-NFL: CB Dwayne Harper (S-I), FS Eugene Robinson (S-I)

Starters: Offense: WR Tommy Kane (15), LT Andy Heck (16), LG Edwin Bailey (3), LG Warren Wheat (7), LG Darrick Brilz (6), C Grant Feasel (15), C Darrick Brilz (1), RG Bryan Millard (16), RT Ronnie Lee (7), RT Bill Hitchcock (9), TE Mike Tice (15), TE Travis McNeal (3), WR Brian Blades (16), QB Dave Krieg (9), QB Jeff Kemp (5), *QB Dan McGwire (1), QB Kelly Stouffer (1), RB Derrick Fenner (8), RB Chris Warren (1), RB James Jones (6), FB John L. Williams (16).

Defense: LE Jacob Green (16), LT Eric Hayes (2), LT Jeff Bryant (14), RT Cortez Kennedy (16), RE Tony Woods (14), LLB Terry Wooden (15), MLB Darren Comeaux (11), MLB David Wyman (4), RLB Rufus Porter (15), LCB Dwayne Harper (16), RCB Patrick Hunter (15), SS Robert Blackmon (16), FS Eugene Robinson (16).

Specialists: KR Chris Warren (16), P Rick Donnelly (3), *P Alex Waits (3), P Rick Tuten (10), K John Kasay (16), LS Trey Junkin (16).

* Rookie or first-year player

1992 REVIEW

Date	W/L	Score	Opp	Att	Receiving	No	Yds	Avg	LG	TD
09/06	L	3-21	Cincinnati	57,350	Williams	74	556	7.5	27	2
09/13	L	7-26	at Kansas City	75,125	Kane	27	369	13.7	31	3
09/20	W	10-6	at New England	42,327	J. Jones	21	190	9.0	30	0
09/27	L	17-19	Miami	59,374	L. Clark	20	290	14.5	33	1
10/04	L	6-17	at San Diego	36,783	Blades	19	256	13.5	37	1
10/11	L	0-27	at Dallas	62,311	SEA	230	2323	10.1	57	9
10/18	L	0-19	L.A. Raiders	56,904	OPP	251	2978	11.9	72t	11
10/25	L	10-23	at N.Y. Giants	67,399	Punt Returns	No	FC	Yds	Avg	LG TD
11/01		BYE			Warren	34	25	252	7.4	16 0
11/08	L	3-16	Washington	53,616	SEA	38	27	283	7.4	16 0
11/15	L	3-20	at L.A. Raiders	46,862	OPP	56	26	416	7.4	86t 1
11/22	L	14-24	Kansas City	49,867	Kickoff Returns	No	Yds	Avg	LG	TD
11/30	W	16-13	Denver (M) (OT)	51,612	Warren	28	524	18.7	34	0
12/06	L	14-20	at Pittsburgh	47,015	Mayes	19	311	16.4	29	0
12/13	L	17-20	Philadelphia (OT)	47,492	SEA	50	885	17.7	34	0
12/20	L	6-10	at Denver	72,570	OPP	36	685	19.0	64	0
12/27	L	14-31	San Diego	49,324	FGs	1-19	20-29	30-39	40-49	50+

Team Statistics	Seattle	Opp
TOTAL FIRST DOWNS	208	247
Rushing	77	96
Passing	114	129
Penalty	17	22
3rd Down: Made/Att	59/222	75/230
3rd Down Pct.	26.6	32.6
4th Down: Made/Att	5/17	6/9
4th Down Pct.	29.4	66.7
POSSESSION AVG.	29:01	30:59
TOTAL NET YARDS	3374	4583
Avg. Per Game	210.9	286.4
Total Plays	945	987
Avg. Per Play	3.6	4.6
NET YARDS RUSHING	1596	1922
Avg. Per Game	99.8	120.1
Total Rushes	402	513
NET YARDS PASSING	1778	2661
Avg. Per Game	111.1	166.3
Sacked/Yards Lost	67/545	46/317
Gross Yards	2323	2978
Att./Completions	476/230	428/251
Completion Pct.	48.3	58.6
Had Intercepted	23	20
PUNTS/AVERAGE	108/44.1	96/41.8
NET PUNTING AVG.	108/38.7	96/36.8
PENALTIES/YARDS	111/918	100/776
FUMBLES/BALL LOST	37/18	25/11
TOUCHDOWNS	14	32
Rushing	4	14
Passing	9	11
Returns	1	7

By Quarters	1	2	3	4	OT	Tot		
SEA	20	53	34	30	3	140		
OPP	63	87	74	85	3	312		
Scoring	TD	Ru	Pa	Rt	PAT	FG	S	Pts
Kasay	0	0	0	0	14/14	14/22	0	56
Kane	3	0	3	0	0/0	0/0	0	18
Warren	3	3	0	0	0/0	0/0	0	18
Williams	3	1	2	0	0/0	0/0	0	18
SEA	14	4	9	1	14/14	14/22	0	140
OPP	32	14	11	7	29/32	29/36	2	312
Rushing	Att	Yds	Avg	LG	TD			
Warren	223	1017	4.6	52	3			
Williams	114	339	3.0	14	1			
Gelbaugh	16	79	4.9	22	0			
SEA	402	1596	4.0	52	4			
OPP	513	1922	3.7	66t	14			
Interceptions	No	Yds	Avg	LG	TD			
E. Robinson	7	126	18.0	49	0			
Harper	3	74	24.7	41	0			
SEA	20	324	16.2	69	0			
OPP	23	231	10.0	40	4			
Punting	No	Yds	Avg	NetTB	I20	LGB		
Tuten	108	4760	44.1	38.7	8	29 65 0		
SEA	108	4760	44.1	38.7	8	29 65 0		
OPP	96	4015	41.8	36.8	10	23 65 0		

Passing	Att	Cmp	Yds	Cmp%	Yds/Att	TD	TD%	Int	Int%	LG	Sacked	Rating
Gelbaugh	255	121	1307	47.5	5.13	6	2.4	11	4.3	57	34/265	52.9
Stouffer	190	92	900	48.4	4.74	3	1.6	9	4.7	33	26/222	47.7
McGwire	30	17	116	56.7	3.87	0	0.0	3	10.0	20	7/58	25.8
SEA	476	230	2323	48.3	4.88	9	1.9	23	4.8	57	67/545	48.9
OPP	428	251	2978	58.6	6.96	11	2.6	20	4.7	72t	46/317	69.0

DEFENSIVE STATISTICS

(According to Unofficial Press Box Statistics)

Tackles

Player	T	S	A	Sa	T/L	PD	FF	FR
E. Robinson	94	64	30	0.0	1.5	10	2	1
Kennedy	92	76	1614.0	28.0	5	4	1	
Porter	90	68	22	9.5	17.0	2	2	0
Wyman	83	54	29	0.0	3.0	1	2	1
P. Hunter	67	55	12	0.0	1.5	13	1	1
Nash	67	46	21	4.5	6.5	0	0	0

NOTABLE

Record (Finish): 2-14 (5th, AFC West)

Head Coach: Tom Flores (2-14, .125)

Assistants: Tom Catlin (Asst. HC/Def), Larry Kennan (Off. Coord./QBs), Rusty Tillman (Def. Coord./LBs), Tommy Brasher (DL), Bob Bratkowski (WRs), Dave Brown (Def), Hudson Houck (OL), Paul Moyer (DBs), Russ Purnell (TEs, Sp. Teams), Frank Raines (Strength & Cond), Clarence Shelton (RBs)

Captains: FB John L. Williams (Off), FS Eugene Robinson (Def), and TE James Jones (Sp. Teams)

MVP: DT Cortez Kennedy

Pro Bowl: DT Cortez Kennedy (2), FS Eugene Robinson (1)

National Honors: DT Cortez Kennedy, NFL Defensive Player of the Year (AP, PFW/PFWA, C&PFN)

All-NFL: DT Cortez Kennedy (AP, S-I, SN, USAT, PFW/PFWA, C&PFN, NEA)

Starters: Offense: WR Tommy Kane (11), WR David Daniels (1), WR Doug Thomas (4), *LT Ray Roberts (16), LG Andy Heck (13), LG John Hunter (3), C Joe Tofflemire (16), RG Darrick Brilz (16), RT Ronnie Lee (5), RT Bill Hitchcock (11), TE Paul Green (4), TE Ron Heller (11), TE Mike Jones (1), TE James Jones (1), TE Trey Junkin (1), WR Brian Blades (5), WR Louis Clark (10), QB Kelly Stouffer (7), QB Dan McGwire (1), QB Stan Gelbaugh (8), RB Chris Warren (16), FB John L. Williams (16).

Defense: LE Jeff Bryant (15), *LE Michael Sinclair (1), LT Joe Nash (16), RT Cortez Kennedy (16), RE Tony Woods (15), RE Jeff Bryant (1), LLB Terry Wooden (8), LLB Joe Cain (8), MLB David Wyman (11), RLB Rufus Porter (16), LCB Dwayne Harper (16), RCB Patrick Hunter (16), SS Robert Blackmon (15), FS Eugene Robinson (16).

Specialists: K John Kasay (16), P Rick Tuten (16), LS Trey Junkin (16)

* Rookie or first-year player

1993 REVIEW

Date	W/L	Score	Opp	Att	Receiving	No	Yds	Avg	LG	TD
09/05	L	12-18	at San Diego	58,039	Blades	80	945	11.8	41	3
09/12	L	13-17	L.A. Raiders	58,836	Williams	58	450	7.8	25	1
09/19	W	17-14	at New England	50,392	Martin	57	798	14.0	53t	5
09/26	W	19-10	at Cincinnati	46,880	Edmunds	24	239	10.0	32	2
10/03	W	31-14	San Diego	54,778	Green	23	178	7.7	20	1
10/10			BYE		SEA	280	2896	10.3	53t	13
10/17	L	10-30	at Detroit	60,801	OPP	333	3897	11.7	58t	16
10/24	W	10-9	New England	56,526	Punting	No	Yds	Avg	NetTB	I20 LGB
10/31	L	17-28	at Denver	73,644	Tuten	90	4007	44.5	37.3	7 21 64 1
11/07	L	14-24	at Houston	50,447	SEA	91	4007	44.0	37.3	7 21 64 1
11/14	W	22-5	Cleveland	54,622	OPP	73	3097	42.4	35.6	11 19 60 0
11/21			BYE		Punt Returns	No	FC	Yds	Avg	LG TD
11/28	L	9-17	Denver	57,812	Martin	32	15	270	8.4	33 0
12/05	L	16-31	Kansas City	58,551	SEA	33	15	280	8.5	33 0
12/12	L	23-27	at L.A. Raiders	38,161	OPP	47	21	475	10.1	74t 1
12/19	L	27-30	Phoenix (OT)	45,737	Kickoff Rets	No	FC	Yds	Avg	LG TD
12/26	W	16-6	Pittsburgh	51,814	Bates	30	0	603	20.1	46 0
01/02	L	24-34	at Kansas City	72,136	Vaughn	16	0	280	17.5	31 0
					SEA	50	0	931	18.6	46 0
					OPP	52	1	967	18.6	95t 1

Team Statistics	Seattle	Opp
TOTAL FIRST DOWNS	279	322
Rushing	114	106
Passing	144	193
Penalty	21	23
3rd Down: Made/Att	80/224	91/229
3rd Down Pct.	35.7	39.7
4th Down: Made/Att	6/14	6/13
4th Down Pct.	42.9	46.2
POSSESSION AVG.	29:02	30:58
TOTAL NET YARDS	4669	5313
Avg. Per Game	291.8	332.1
Total Plays	1019	1085
Avg. Per Play	4.6	4.9
NET YARDS RUSHING	2015	1660
Avg. Per Game	125.9	103.8
Total Rushes	473	452
NET YARDS PASSING	2654	3653
Avg. Per Game	165.9	228.3
Sacked/Yards Lost	48/242	38/244
Gross Yards	2896	3897
Att./Completions	498/280	595/333
Completion Pct.	56.2	56.0
Had Intercepted	18	22
PUNTS/AVERAGE	91/44.0	73/42.4
NET PUNTING AVG.	37.3	35.6
PENALTIES/YARDS	99/745	110/818
FUMBLES/BALL LOST	25/13	23/15
TOUCHDOWNS	29	32
Rushing	13	12
Passing	13	16
Returns	0	3
Defensive	3	1
SAFETIES	4	2

By Quarters	1	2	3	4	OT	Total		
SEA	72	64	45	99	0	280		
OPP	65	104	66	76	3	314		
Rushing	Att	Yds	Avg	LG	TD			
C. Warren	273	1072	3.9	45t	7			
Williams	82	371	4.5	38	3			
Mirer	68	343	5.0	33	3			
Vaughn	36	153	4.3	37	0			
SEA	473	2015	4.3	45t	13			
OPP	452	1660	3.7	30t	12			
Scoring	TD	Ru	Pa	Rt	PAT	FG	S	Pts
Kasay	0	0	0	0	29/29	23/28	0	98
C. Warren	7	7	0	0	0	0	0	42
Martin	5	0	5	0	0	0	0	30
Williams	4	3	1	0	0	0	0	24
SEA	29	13	13	3	29/29	23/28	4	280
OPP	32	12	16	4	31/32	29/39	2	314
Interceptions	No	Yds	Avg	LG	TD			
E. Robinson	9	80	8.9	28	0			
Hunter	4	54	13.5	34	0			
Gray	3	33	11.0	16	0			
SEA	22	196	8.9	34	1			
OPP	18	159	8.8	40	0			

Passing	Att	Cmp	Yds	Cmp%	Yds/Att	TD	TD%	Int	Int%	LG	Sacked	Rating
Mirer	486	274	2833	56.4	5.83	12	2.5	17	3.5	53t	47/235	67.0
SEA	498	280	2896	56.2	5.82	13	2.6	18	3.6	53t	48/242	66.8
OPP	595	333	3897	56.0	6.55	16	2.7	22	3.7	58t	38/244	69.6

Punting	No	Yds	Avg	NetTB	I20	LGB
Tuten	90	4007	44.5	37.3	7	21 64 1
SEA	91	4007	44.0	37.3	7	21 64 1
OPP	73	3097	42.4	35.6	11	19 60 0
Punt Returns	No	FC	Yds	Avg	LG	TD
Martin	32	15	270	8.4	33	0
SEA	33	15	280	8.5	33	0
OPP	47	21	475	10.1	74t	1
Kickoff Rets	No	FC	Yds	Avg	LG	TD
Bates	30	0	603	20.1	46	0
Vaughn	16	0	280	17.5	31	0
SEA	50	0	931	18.6	46	0
OPP	52	1	967	18.6	95t	1
FGs	1-19	20-29	30-39	40-49	50+	
Kasay	1/1	5/5	10/11	4/6	3/5	
SEA	1/1	5/5	10/11	4/6	3/5	
OPP	2/2	7/7	8/10	7/13	5/7	

DEFENSIVE STATISTICS

(According to Unofficial Press Box Statistics)

Tackles	Player	T	S	A	Sa	T/L	PD	FF	FR
	E. Robinson	111	84	27	2.0	5.0	15	3	2
	Wooden	106	73	33	2.5	11.5	9	3	1
	Stephens	105	75	30	2.5	9.5	1	2	1
	Kennedy	77	60	17	6.5	13.5	3	1	1
	Blackmon	74	55	19	0.0	3.0	11	0	1

NOTABLE

Record (Finish): 6-10 (5th, AFC West)

Head Coach: Tom Flores (8-24, .250)

Assistants: Tom Catlin (Asst. HC), Larry Kennan (Off. Coord./QBs), Rusty Tillman (Def. Coord./LBs), Tommy Brasher (DL), Bob Bratkowski (WRs), Dave Brown (Def), Arnie Matsumoto (Staff Asst.), Paul Moyer (DBs), Howard Mudd (OL), Russ Purnell (TEs, Sp. Teams), Frank Raines (Strength & Cond), Clarence Shelmon (RBs)

Captains: FB John L. Williams (Off), FS Eugene Robinson (Def), and FB Tracy Johnson & TE Trey Junkin (Sp. Teams)

MVP: FS Eugene Robinson

Pro Bowl: DT Cortez Kennedy (3), FS Eugene Robinson (2), RB Chris Warren (1)

National Honors: QB Rick Mirer, NFL Offensive Rookie of the Year (NFLPA, FBD)

All-NFL: DT Cortez Kennedy (AP, S-I), FS Eugene Robinson (PFWA/PFW, Films, USA TODAY)

Starters: Offense: WR Kelvin Martin (14), LT Ray Roberts (16), LG Darrick Brilz (16), C Ray Donaldson (16), RG Bill Hitchcock (14), *RG Jeff Blakeshear (2), RT Andy Heck (16), TE Ferrell Edmunds (16), TE Paul Green (8), WR Brian Blades (14), *WR Michael Bates (1), *QB Rick Mirer (16), RB Chris Warren (14), RB Jon Vaughn (2), FB John L. Williams (9).

Defense: LE Jeff Bryant (15), LE Michael Sinclair (1), LT Joe Nash (16), RT Cortez Kennedy (16), RE Natu Tuatagaloa (15), LLB Terry Wooden (16), MLB Rod Stephens (13), MLB Ray Berry (2), *MLB Dean Wells (1), RLB Rufus Porter (6), RLB Kevin Murphy (10), LCB Dwayne Harper (14), RCB Patrick Hunter (15), *CB Carlton Gray (2), SS Robert Blackmon (16), FS Eugene Robinson (16).

Specialists: K John Kasay (16), P Rick Tuten (16), LS Trey Junkin (16)

* Rookie or first-year player

PRESEASON RESULTS

1976

Preseason (1-5)

Sun.	8/1	L	20-27	San Francisco	60,825
Sat.	8/7	L	16-27	Chicago (Joe Albi Stadium, Spokane, Wash.)	14,484
Sat.	8/14	L	13-16	L.A. Rams	62,532
Sat.	8/21	L	7-52	at Denver	22,887
Sun.	8/29	W	17-16	San Diego	59,092
Sat.	9/4	L	28-45	at Oakland	51,487

1977

Preseason (3-3)

Sun.	8/7	W	34-24	at San Francisco	38,024
Sat.	8/13	W	23-17 (ot)	Dallas	58,789
Thur.	8/18	W	12-10	Oakland	62,187
Sat.	8/27	L	14-16	Detroit	56,345
Fri.	9/2	L	10-27	Denver	54,916
Sun.	9/11	L	20-38	at San Diego	27,505

1978

Preseason (3-1)

Fri.	8/4	W	17-9	San Diego	58,853
Sat.	8/12	W	20-6	at San Francisco	36,069
Thur.	8/17	L	7-26	L.A. Rams	63,235
Thur.	8/24	W	16-7	Chicago	54,844

1979

Preseason (3-1)

Thur.	8/2	W	12-9 (ot)	Minnesota	60,881
Sun.	8/12	W	27-17	Dallas	59,960
Sat.	8/18	L	17-21	at L.A. Rams	46,083
Fri.	8/24	W	55-20	San Francisco	59,941

1980

Preseason (3-1)

Thur.	8/7	W	14-10	Atlanta	59,555
Mon.	8/18	L	7-24	Miami	59,550
Sat.	8/23	W	10-7	at San Francisco	41,841
Fri.	8/29	W	30-23	New England	56,947

1981

Preseason (1-3)

Wed.	8/5	L	24-27 (ot)	San Francisco	56,958
Fri.	8/14	L	21-30	St. Louis	55,520
Sat.	8/22	L	17-24	at San Francisco	37,563
Fri.	8/28	W	31-17	Baltimore	55,794

1982

Preseason (1-3)

Fri.	8/13	W	14-0	St. Louis	55,575
Sat.	8/21	L	3-7	at Minnesota	57,880
Sat.	8/28	L	13-23	at L.A. Rams	54,537
Fri.	9/3	L	13-17	San Francisco	57,839

1983

Preseason (2-2)

Fri.	8/5	L	7-10	at Denver	53,887
Fri.	8/12	W	38-21	Green Bay	54,443
Fri.	8/19	L	17-19	Minnesota	54,402
Sat.	8/27	W	20-6	at San Francisco	47,074

1984

Preseason (4-1)

Sat.	7/28	W	38-0	Tampa Bay (Hall of Fame Game, Canton, Ohio)	22,250
------	------	---	------	------------------------------------------------	--------

Sat.	8/4	W	7-3	Buffalo	53,360
Sat.	8/11	W	28-24	at Detroit	41,414
Fri.	8/17	W	17-7	St. Louis	53,772
Fri.	8/24	L	7-17	at San Francisco	49,219

1985

Preseason (2-2)

Sat.	8/10	L	7-19	at Indianapolis	60,014
Fri.	8/16	W	28-3	Detroit	57,751
Sat.	8/24	W	27-10	at Minnesota	56,562
Fri.	8/30	L	21-23	San Francisco	60,403

1986

Preseason (2-2)

Fri.	8/8	W	21-14	Indianapolis	55,443
Fri.	8/15	L	27-30 (ot)	at Detroit	37,875
Fri.	8/22	W	27-17	Minnesota	57,730
Fri.	8/29	L	10-21	at San Francisco	52,419

1987

Preseason (2-2)

Thur.	8/13	L	14-23	at L.A. Rams	57,772
Sat.	8/22	L	21-28	at St. Louis	25,309
Fri.	8/28	W	38-10	Detroit	59,695
Fri.	9/4	W	34-10	San Francisco	59,653

1988

Preseason (3-1)

Thur.	8/4	W	21-14	Phoenix	54,778
Thur.	8/11	W	16-13 (ot)	at Detroit	37,993
Fri.	8/19	W	30-13	Buffalo	57,000
Fri.	8/26	L	21-27	at San Francisco	53,357

1989

Preseason (3-1)

Fri.	8/11	W	16-10 (ot)	at Phoenix	37,158
Sat.	8/19	L	12-17	New England at St. Louis	48,746
Fri.	8/25	W	13-7	Detroit	55,829
Fri.	9/1	W	28-17	San Francisco	58,641

1990

Preseason (4-1)

Sat.	8/4	L	7-10	Denver	48,827
				(American Bowl at Tokyo, Japan)	
Sat.	8/11	W	34-9	at Phoenix	31,316
Fri.	8/17	W	13-10	Indianapolis	52,475
Fri.	8/24	W	10-3	Tampa Bay	52,301
Fri.	8/31	W	30-10	at San Francisco	55,269

1991

Preseason (2-2)

Sat.	8/3	L	13-31	Phoenix	49,448
Sat.	8/10	W	17-7	at Indianapolis	47,943
Sat.	8/17	W	23-7	at L.A. Rams	47,834
Fri.	8/23	L	16-28	San Francisco	54,111

1992

Preseason (2-2)

Thur.	8/6	L	7-21	L.A. Rams	52,360
Sat.	8/15	W	27-10	at Indianapolis	43,272
Sat.	8/22	W	17-10	Phoenix	51,007
Fri.,	8/29	L	17-24	at San Francisco	52,822

1993

Preseason (2-2)

Sat.	8/7	L	13-16 (ot)	Indianapolis	45,055
Sat.	8/14	L	10-23	at Minnesota	42,240
Sat.	8/21	W	30-0	San Francisco	51,086
Sat.	8/28	W	20-10	at Houston	43,678



1994 NFL SCHEDULES

1994 NFL PRESEASON SCHEDULE

(All times local except Tokyo, Barcelona, Berlin, and Mexico City which are ET)

July

- 30 Hall of Fame Weekend
Pro Football Hall of Fame Game
at Canton, Ohio (ABC)
Atlanta vs. San Diego.....12:00 p.m.
Miami at New York Giants8:00 p.m.
- 31 American Bowl at Barcelona (NBC)
Denver vs. L.A. Raiders1:00 p.m.
Houston at Kansas City8:00 p.m.
Minnesota at Dallas8:00 p.m.

First Weekend

August

- 5 New Orleans at
New England.....8:00 p.m.
N.Y. Jets at Detroit.....7:30 p.m.
Philadelphia at Chicago7:00 p.m.
San Francisco at Arizona.....6:30 p.m.
Seattle at Indianapolis.....7:30 p.m.
- 6 American Bowl at Tokyo (ESPN)
Kansas City vs.
Minnesota.....10:00 p.m.
Atlanta at Denver7:00 p.m.
Cincinnati at Tampa Bay.....7:30 p.m.
Cleveland at N.Y. Giants.....8:00 p.m.
Houston vs. San Diego
at San Antonio, Texas.....7:00 p.m.
L.A. Rams vs. Green Bay
at Madison, Wis.....12:00 p.m.
Pittsburgh at Miami8:00 p.m.
- 7 L.A. Raiders at Dallas8:00 p.m.
- 8 Washington at
Buffalo (ABC)8:00 p.m.

Second Weekend

- 12 Denver at
San Francisco (FOX)5:00 p.m.
Buffalo at Atlanta.....7:00 p.m.
Kansas City at Washington...8:00 p.m.
- 13 American Bowl at Berlin (NBC)
N.Y. Giants vs.
San Diego.....1:30 p.m.
Chicago at Arizona.....6:00 p.m.
Detroit at Cleveland7:30 p.m.
Indianapolis at Cincinnati.....7:30 p.m.
L.A. Raiders at Pittsburgh.....6:00 p.m.
New England at L.A. Rams..7:00 p.m.

- New Orleans at Minnesota.....7:00 p.m.
N.Y. Jets at Philadelphia.....7:30 p.m.
Tampa Bay at Seattle6:00 p.m.
Miami vs. Green Bay
at Milwaukee7:00 p.m.
- 5 American Bowl at Mexico City (ABC)
Dallas vs. Houston9:00 p.m.

Third Weekend

- 18 San Francisco at
San Diego (TNT)5:00 p.m.
Washington at
New England.....7:00 p.m.
- 19 Arizona at Detroit7:30 p.m.
Atlanta at Cleveland.....7:30 p.m.
Green Bay at
New Orleans (FOX).....7:00 p.m.
- 20 Buffalo vs. Houston
at San Antonio (ESPN)7:00 p.m.
Cincinnati at Philadelphia.....7:30 p.m.
Indianapolis at Pittsburgh.....6:00 p.m.
L.A. Raiders at L.A. Rams7:00 p.m.
Minnesota at Seattle7:00 p.m.
N.Y. Giants at N.Y. Jets8:00 p.m.
Tampa Bay at Miami8:00 p.m.
- 21 Denver at Dallas (TNT)7:00 p.m.
- 22 Chicago at
Kansas City (ABC)7:00 p.m.

Fourth Weekend

- 25 Arizona at Denver7:00 p.m.
Cleveland at Indianapolis.....7:30 p.m.
Dallas at
New Orleans (ESPN)7:00 p.m.
L.A. Rams at San Diego7:00 p.m.
- 26 Detroit at Cincinnati.....7:30 p.m.
Kansas City at
Buffalo (TNT).....8:00 p.m.
Miami at Minnesota.....7:00 p.m.
New England at Green Bay ..7:00 p.m.
N.Y. Jets at Tampa Bay.....7:30 p.m.
Philadelphia at Atlanta7:00 p.m.
Pittsburgh at Washington.....8:00 p.m.
Seattle at San Francisco.....6:00 p.m.
- 27 L.A. Raiders at
Houston (NBC)1:00 p.m.
N.Y. Giants at
Chicago (FOX)7:00 p.m.

1994 NFL SCHEDULE

(All Times Local)

Sunday, September 4

(First Weekend)

1. Arizona at L.A. Rams1:00
2. Atlanta at Detroit1:00
3. Cleveland at Cincinnati1:00
4. Dallas at Pittsburgh.....4:00
5. Houston at Indianapolis.....12:00
6. Kansas City at New Orleans12:00
7. Minnesota at Green Bay12:00
8. New England at Miami4:00
9. N.Y. Jets at Buffalo4:00
10. Philadelphia at N.Y. Giants1:00
11. Seattle at Washington.....1:00
12. Tampa Bay at Chicago.....12:00
13. San Diego at Denver (TNT)6:00

Monday, September 5

14. L.A. Raiders at

San Francisco (ABC)6:00

Sunday, September 11

(Second Weekend)

15. Buffalo at New England.....1:00
16. Cincinnati at San Diego.....1:00
17. Denver at N.Y. Jets.....4:00
18. Detroit at Minnesota12:00
19. Houston at Dallas3:00
20. Indianapolis at Tampa Bay.....1:00
21. L.A. Rams at Atlanta1:00
22. Miami vs. Green Bay
at Milwaukee.....12:00
23. Pittsburgh at Cleveland1:00
24. San Francisco at Kansas City ..12:00
25. Seattle at L.A. Raiders1:00
26. Washington at New Orleans3:00
27. N.Y. Giants at Arizona (TNT)5:00

Monday, September 12

28. Chicago at Philadelphia (ABC)9:00

Sunday, September 18

(Third Weekend)

29. Arizona at Cleveland1:00
 30. Buffalo at Houston12:00
 31. Green Bay at Philadelphia1:00
 32. Indianapolis at Pittsburgh1:00
 33. L.A. Raiders at Denver2:00
 34. Minnesota at Chicago12:00
 35. New England at Cincinnati1:00
 36. New Orleans at Tampa Bay1:00
 37. N.Y. Jets at Miami1:00
 38. San Diego at Seattle1:00
 39. San Francisco at L.A. Rams1:00
 40. Washington at N.Y. Giants4:00
 41. Kansas City at Atlanta (TNT)8:00

Monday, September 19

42. Detroit at Dallas (ABC)8:00

Sunday, September 25

(Fourth Weekend)

BYES: Arizona, Dallas,
 N.Y. Giants, Philadelphia

43. Atlanta at Washington1:00
 44. Cincinnati at Houston3:00
 45. Cleveland at Indianapolis12:00
 46. L.A. Rams at Kansas City12:00
 47. Miami at Minnesota12:00
 48. New England at Detroit4:00
 49. New Orleans at San Francisco ..1:00
 50. Pittsburgh at Seattle1:00
 51. San Diego at L.A. Raiders1:00
 52. Tampa Bay at Green Bay12:00
 53. Chicago at N.Y. Jets (TNT)8:00

Monday, September 26

54. Denver at Buffalo (ABC)9:00

Sunday, October 2

(Fifth Weekend)

BYES: Denver, Kansas City,
 L.A. Raiders, San Diego

55. Atlanta at L.A. Rams1:00
 56. Buffalo at Chicago3:00
 57. Dallas at Washington1:00
 58. Detroit at Tampa Bay1:00
 59. Green Bay at New England1:00
 60. Minnesota at Arizona1:00
 61. N.Y. Giants at New Orleans3:00
 62. N.Y. Jets at Cleveland1:00
 63. Philadelphia at San Francisco1:00
 64. Seattle at Indianapolis12:00
 65. Miami at Cincinnati (TNT)8:00

Monday, October 3

66. Houston at Pittsburgh9:00

Sunday, October 9

(Sixth Weekend)

BYES: Cincinnati, Cleveland,
 Houston, Pittsburgh

67. Arizona at Dallas3:00
 68. Denver at Seattle1:00
 69. Indianapolis at N.Y. Jets1:00
 70. Kansas City at San Diego1:00
 71. L.A. Raiders at New England4:00
 72. L.A. Rams at Green Bay12:00
 73. Miami at Buffalo1:00
 74. New Orleans at Chicago12:00
 75. San Francisco at Detroit1:00
 76. Tampa Bay at Atlanta1:00
 77. Washington at Philadelphia (TNT)8:00

Monday, October 10

78. Minnesota at N.Y. Giants (ABC)9:00

Thursday, October 13

(Seventh Weekend)

BYES: Chicago, Detroit, Green Bay,
 Minnesota, Seattle, Tampa Bay

79. Cleveland at Houston (TNT)7:00

Sunday, October 16

80. Arizona at Washington1:00
 81. Cincinnati at Pittsburgh1:00
 82. Indianapolis at Buffalo1:00
 83. L.A. Raiders at Miami1:00
 84. New England at N.Y. Jets1:00
 85. N.Y. Giants at L.A. Rams1:00
 86. Philadelphia at Dallas3:00
 87. San Diego at New Orleans3:00
 88. San Francisco at Atlanta1:00

Monday, October 17

89. Kansas City at Denver (ABC)7:00

Thursday, October 20

(Eighth Weekend)

BYES: Buffalo, Miami,
 New England, N.Y. Jets

90. Green Bay at Minnesota (TNT) ..7:00

Sunday, October 23

91. Atlanta at L.A. Raiders1:00
 92. Chicago at Detroit1:00
 93. Cincinnati at Cleveland1:00
 94. Dallas at Arizona1:00
 95. Denver at San Diego1:00
 96. L.A. Rams at New Orleans12:00
 97. Pittsburgh at N.Y. Giants1:00
 98. Seattle at Kansas City12:00
 99. Tampa Bay at San Francisco1:00
 100. Washington at Indianapolis12:00

Monday, October 24

101. Houston at Philadelphia (ABC) ..9:00

Sunday, October 30

(Ninth Weekend)

BYES: Atlanta, L.A. Rams,
 New Orleans, San Francisco

102. Cleveland at Denver2:00
 103. Dallas at Cincinnati1:00
 104. Detroit at N.Y. Giants1:00
 105. Houston at L.A. Raiders1:00
 106. Kansas City at Buffalo1:00
 107. Miami at New England1:00
 108. Minnesota at Tampa Bay4:00
 109. N.Y. Jets at Indianapolis4:00
 110. Philadelphia at Washington1:00
 111. Seattle at San Diego1:00
 112. Pittsburgh at Arizona (TNT)6:00

Monday, October 31

113. Green Bay at Chicago (ABC)8:00

Sunday, November 6

(Tenth Weekend)

114. Arizona at Philadelphia4:00
 115. Buffalo at N.Y. Jets4:00
 116. Chicago at Tampa Bay1:00
 117. Cincinnati at Seattle1:00
 118. Denver at L.A. Rams1:00
 119. Detroit vs. Green Bay at Milwaukee12:00
 120. Indianapolis at Miami1:00
 121. New England at Cleveland1:00
 122. New Orleans at Minnesota12:00
 123. Pittsburgh at Houston12:00
 124. San Diego at Atlanta1:00
 125. San Francisco at Washington1:00
 126. L.A. Raiders at Kansas City (ESPN)7:00

Monday, November 7

127. N.Y. Giants at Dallas (ABC)8:00

Sunday, November 13

(Eleventh Weekend)

BYES: Indianapolis, Washington

128. Arizona at N.Y. Giants1:00
 129. Atlanta at New Orleans12:00
 130. Chicago at Miami1:00
 131. Cleveland at Philadelphia1:00
 132. Dallas at San Francisco1:00
 133. Houston at Cincinnati1:00
 134. L.A. Raiders at L.A. Rams1:00
 135. Minnesota at New England1:00
 136. N.Y. Jets at Green Bay3:00

137. San Diego at Kansas City12:00
 138. Seattle at Denver2:00
 139. Tampa Bay at Detroit (ESPN)8:00

Monday, November 14

140. Buffalo at Pittsburgh (ABC)9:00

Sunday, November 20

(Twelfth Weekend)

141. Atlanta at Denver2:00
 142. Cleveland at Kansas City12:00
 143. Detroit at Chicago12:00
 144. Green Bay at Buffalo1:00
 145. Indianapolis at Cincinnati1:00
 146. Miami at Pittsburgh1:00
 147. New Orleans at L.A. Raiders1:00
 148. N.Y. Jets at Minnesota3:00
 149. Philadelphia at Arizona2:00
 150. San Diego at New England1:00
 151. Tampa Bay at Seattle1:00
 152. Washington at Dallas12:00
 153. L.A. Rams at
 San Francisco (ESPN)5:00

Monday, November 21

154. N.Y. Giants at Houston (ABC)8:00

Thursday, November 24

(Thirteenth Weekend)

155. Buffalo at Detroit (NBC)12:30
 156. Green Bay at Dallas (FOX)3:00

Sunday, November 27

157. Chicago at Arizona2:00
 158. Cincinnati at Denver2:00
 159. Houston at Cleveland1:00
 160. Kansas City at Seattle1:00
 161. L.A. Rams at San Diego1:00
 162. Miami at N.Y. Jets1:00
 163. N.Y. Giants at Washington4:00
 164. Philadelphia at Atlanta1:00
 165. Pittsburgh at L.A. Raiders1:00
 166. Tampa Bay at Minnesota12:00
 167. New England at
 Indianapolis (ESPN)8:00

Monday, November 28

168. San Francisco at
 New Orleans (ABC)8:00

Thursday, December 1

(Fourteenth Weekend)

169. Chicago at
 Minnesota (ESPN)7:00

Sunday, December 4

170. Arizona at Houston3:00
 171. Atlanta at San Francisco1:00
 172. Dallas at Philadelphia1:00
 173. Denver at Kansas City3:00
 174. Green Bay at Detroit1:00
 175. Indianapolis at Seattle1:00
 176. New Orleans at L.A. Rams1:00
 177. N.Y. Giants at Cleveland4:00
 178. N.Y. Jets at New England1:00
 179. Pittsburgh at Cincinnati1:00
 180. Washington at Tampa Bay1:00
 181. Buffalo at Miami (ESPN)8:00

Monday, December 5

182. L.A. Raiders at
 San Diego (ABC)6:00

Saturday, December 10

(Fifteenth Weekend)

183. Cleveland at Dallas (NBC)3:00
 184. Detroit at N.Y. Jets (FOX)12:30

Sunday, December 11

185. Chicago at Green Bay12:00
 186. Cincinnati at N.Y. Giants1:00
 187. Denver at L.A. Raiders1:00
 188. Indianapolis at New England1:00
 189. L.A. Rams at Tampa Bay1:00
 190. Minnesota at Buffalo1:00
 191. Philadelphia at Pittsburgh1:00
 192. San Francisco at San Diego1:00
 193. Seattle at Houston3:00
 194. Washington at Arizona2:00
 195. New Orleans at
 Atlanta (ESPN)8:00

Monday, December 12

196. Kansas City at Miami (ABC)9:00

Saturday, December 17

(Sixteenth Weekend)

197. Denver at San Francisco (NBC)1:00
 198. Minnesota at Detroit (FOX)12:30

Sunday, December 18

199. Atlanta vs. Green Bay
 at Milwaukee12:00
 200. Cincinnati at Arizona2:00
 201. Cleveland at Pittsburgh1:00
 202. Houston at Kansas City3:00
 203. L.A. Rams at Chicago12:00
 204. Miami at Indianapolis1:00
 205. New England at Buffalo1:00
 206. N.Y. Giants at Philadelphia4:00
 207. San Diego at N.Y. Jets1:00
 208. Tampa Bay at Washington1:00
 209. L.A. Raiders at Seattle (ESPN) ..5:00

Monday, December 19

210. Dallas at New Orleans (ABC)8:00

Saturday, December 24

(Seventeenth Weekend)

211. Arizona at Atlanta1:00
 212. Buffalo at Indianapolis1:00
 213. Dallas at N.Y. Giants1:00
 214. Green Bay at Tampa Bay1:00
 215. Kansas City at L.A. Raiders1:00
 216. New England at Chicago12:00
 217. New Orleans at Denver2:00
 218. N.Y. Jets at Houston3:00
 219. Philadelphia at Cincinnati1:00
 220. Pittsburgh at San Diego1:00
 221. Seattle at Cleveland1:00
 222. Washington at L.A. Rams1:00

Sunday, December 25

223. Detroit at Miami (ESPN)8:00

Monday, December 26

224. San Francisco at
 Minnesota (ABC)8:00

1994 NFL POSTSEASON SCHEDULE

Saturday, Dec. 31
 Sunday, Jan. 1
 Saturday, Jan. 7
 Sunday, Jan. 8
 Sunday, Jan. 15
 Sunday, Jan. 29
 Sunday, Feb. 5

AFC and NFC Wild Card Playoffs (ABC)
 AFC and NFC Wild Card Playoffs (NBC and FOX)
 AFC and NFC Divisional Playoffs (NBC and FOX)
 AFC and NFC Divisional Playoffs (NBC and FOX)
 AFC and NFC Championship Games (NBC and FOX)
 Super Bowl XXIX at Joe Robbie Stadium, Miami, FL (ABC)
 AFC-NFC Pro Bowl at Honolulu, HI (ABC)



COACH HAWK


Since his inception in 1990, Coach Hawk, the mascot for the Seahawks anti-drug campaign, has visited over 140 schools and community activities around the state of Washington, enrolling over 30,000 children in the Hawk Club.

Coach Hawk stands for being a good child, doing the right thing, making the right choices and keeping a healthy mind and body. It's the Seahawks effort to educate young people about the ills of drug use.

The program is two-fold, featuring an activity/coloring book that is sent to all first graders. Each book contains a card to be filled out by the child, enrolling them in the Hawk Club. Each member receives a membership card signed by Coach Hawk, posters, pens, and decals.

The program was conceived by Seahawks minority owner Ken Hofmann, and developed by Barbara Flores and Reggie McKenzie, with the cooperation of Judith Billings, Washington State Superintendent of Public Instruction.

For more information on the Hawk Club, contact Sarita Marion at the Seahawks Headquarters, (206) 827-9777.



Fluids.
Minerals.
Energy.

Gatorade.
Nothing
works better.

Gatorade. For that deep down body thirst.

© 1991 S-VC Gatorade® Thirst Quencher