



# ARIZONA CARDINALS



**TEAM**  
IS WHAT IT TAKES.

# DA COACH BRINGS THE FINEST TO PHOENIX



*"THE FOOD IS BIG, BOLD & BEAUTIFUL."* - IRON MIKE DITKA


Tackle your hunger with a thick, juicy steak and succulent seafood at Arizona's first Ditka's - the restaurant founded by the legendary Chicago Bears head coach, Mike Ditka. Enjoy drinks at Ditka's Bar and experience the quaint setting inside Coach's private Molteni Room. Ditka's is located in Phoenix's hottest brand new casino featuring hot slots, thrilling table games and a luxurious boutique hotel.

— ALL NEW —  
**VEE QUIVA**  
HOTEL & CASINO

51st Ave • 4 miles South of Baseline

WinGilaRiver.com - 800-WIN-GILA

Gambling problem? Call 1-800-NEXT STEP  
Owned and Operated by the Gila River Indian Community.



Legendary Mike Ditka





# ARIZONA CARDINALS

## 2013 SEASON SCHEDULE

PRESEASON

FRI., AUG. 9	@ GREEN BAY PACKERS		5:00 PM
SAT., AUG. 17	DALLAS COWBOYS		1:30 PM
SAT., AUG. 24	SAN DIEGO CHARGERS		7:00 PM
THU., AUG. 29	@ DENVER BRONCOS		6:00 PM

REGULAR SEASON

SUN., SEP. 8	@ ST. LOUIS RAMS		1:25 PM
SUN., SEP. 15	DETROIT LIONS		1:05 PM
SUN., SEP. 22	@ NEW ORLEANS SAINTS		10:00 AM
SUN., SEP. 29	@ TAMPA BAY BUCCANEERS		10:00 AM
SUN., OCT. 6	CAROLINA PANTHERS		1:05 PM
SUN., OCT. 13	@ SAN FRANCISCO 49ERS		1:25 PM
THU., OCT. 17	SEATTLE SEAHAWKS +		5:25 PM
SUN., OCT. 27	ATLANTA FALCONS		1:25 PM
SUN., NOV. 3	BYE		
SUN., NOV. 10	HOUSTON TEXANS		2:25 PM
SUN., NOV. 17	@ JACKSONVILLE JAGUARS *		11:00 AM
SUN., NOV. 24	INDIANAPOLIS COLTS *		2:05 PM
SUN., DEC. 1	@ PHILADELPHIA EAGLES *		11:00 AM
SUN., DEC. 8	ST. LOUIS RAMS *		2:25 PM
SUN., DEC. 15	@ TENNESSEE TITANS *		11:00 AM
SUN., DEC. 22	@ SEATTLE SEAHAWKS *		2:05 PM
SUN., DEC. 29	SAN FRANCISCO 49ERS *		2:25 PM

All times MST (Arizona)

+ NFL Network Broadcast

\* Subject to flexible scheduling decisions



## TABLE OF CONTENTS

### CARDINALS STAFF

Directory, Cardinals Staff . . . . . 4-5

Bidwill, William V. (Bio) . . . . . 6

Bidwill, Michael J. (Bio) . . . . . 7

Minegar, Ron (Bio) . . . . . 8

Keim, Steve (Bio) . . . . . 9

Arians, Bruce (Bio) . . . . . 10-12

Coaches, Assistant (Bios) . . . . . 13-35

Personnel/Scouting Staff (Bio) . . . . . 36-43

Athletic Training Staff (Bios) . . . . . 44-45

Equipment Staff (Bios) . . . . . 46

Video Staff (Bio) . . . . . 46

Staff Photos . . . . . 47-50

### THE PLAYERS

Player Bios, 2013 . . . . . 52-225

2013 Roster . . . . . 226

### 2012 IN REVIEW

Final Statistics, 2012 . . . . . 228-229

Defensive Statistics, 2012 . . . . . 230

Defensive Summaries, 2012 . . . . . 231-232

Starting Lineups, 2012 . . . . . 233

Game-By-Game Offense/Defense, 2012 . . . . . 234-235

Game Summaries, 2012 . . . . . 236-243

Player Participation, 2012 . . . . . 244-245

Miscellaneous Stats, 2012 . . . . . 246

### RECORDS

Rushing Yards, Single-Game Bests . . . . . 248

Passing Yards, Single-Game Bests . . . . . 249

Receiving Yards, Single-Game Bests . . . . . 249

Sacks, Single-Game Bests . . . . . 249

Longest Runs . . . . . 250

Longest Pass Plays . . . . . 250

Longest Punts . . . . . 251

Longest Punt Returns . . . . . 251

Longest Kickoff Returns . . . . . 251

Longest Interception Returns . . . . . 251

Longest Fumble Returns . . . . . 251

100-Yard Rushing Games . . . . . 252

100-Yard Receiving Games . . . . . 253-255

300-Yard Passing Games . . . . . 255-256

Scoring, Individual Records . . . . . 256-258

Rushing, Individual Records . . . . . 258-259

Passing, Individual Records . . . . . 260-261

Receiving, Individual Records . . . . . 262-263

Combined Yardage, Individual Records . . . . . 263

Interceptions, Individual Records . . . . . 263

Sacks, Individual Records . . . . . 264

Punting, Individual Records . . . . . 264-265

Punt Returns, Individual Records . . . . . 265

Kickoff Returns, Individual Records . . . . . 266

Fumbles, Individual Records . . . . . 267

Longevity, Individual Records . . . . . 267

Biggest Comebacks, Team Records . . . . . 268-270

Scoring, Team Records . . . . . 271-272

First Downs, Team Records . . . . . 273

Total Yards, Team Records . . . . . 274

Rushing, Team Records . . . . . 274

Passing, Team Records . . . . . 275-276

Interceptions, Team Records . . . . . 276

Penalties, Team Records . . . . . 276-277

Punting, Team Records . . . . . 277

Punt Returns, Team Records . . . . . 277

Kickoff Returns, Team Records . . . . . 278

Fumbles, Team Records . . . . . 278

Miscellaneous, Team Records . . . . . 278

Cardinals In The Playoffs . . . . . 279

Postseason Records, Individual . . . . . 279-280

Postseason Records, Team . . . . . 281-282

Playoff Game Summaries . . . . . 283-286

### HISTORY

History of Franchise . . . . . 288-292

All-time Roster, Alphabetical . . . . . 293-302

All-time Roster, Numerical . . . . . 303-314

Retired Jerseys . . . . . 315

Annual Results . . . . . 316

All-time Results/Stats, Year-By-Year . . . . . 317-369



Preseason Results, All-Time . . . . .	370-372	Last Time . . . . .	407-409
All-Time Preseason Results (Team-By-Team) . . . . .	372	First-Round Choices, All-Time . . . . .	410
Team-By-Team Results . . . . .	373-378	Draft History, All-Time . . . . .	410-416
Statistical Leaders, Year-By-Year . . . . .	379-383	Draftees By School . . . . .	417
Turnover Differentials, Year-By-Year . . . . .	384		
Shutouts (Cardinals And Opponents) . . . . .	385-386		
Two-Point Conversions, All-Time . . . . .	386		
Defensive Touchdowns, All-Time . . . . .	387-388		
Special Teams Touchdowns, All-Time . . . . .	388		
Quarterback Information, All-Time . . . . .	389		
Prime Time Games . . . . .	390		
Thanksgiving Game Results . . . . .	391		
Hottest/Coldest Games . . . . .	391		
Head Coaches, All-Time . . . . .	392		
Assistant Coaches, All-Time . . . . .	392-393		
Ring Of Honor . . . . .	394-396		
Cardinals In The Hall Of Fame . . . . .	397		
Pro Bowl Information . . . . .	398-399		
Player Of The Week Selections . . . . .	400		
Overtime Games . . . . .	401-403		
Postseason Awards . . . . .	404-406		

**MISCELLANEOUS**

2013 NFL Schedule, Week-By-Week . . . . .	420-422
Flex Scheduling . . . . .	423
NFL Policy For Retractable Roofs . . . . .	423
Cardinals Charities . . . . .	424-425
Cards In The Community . . . . .	426-427
About Univ. of Phoenix Stadium . . . . .	428-435
Univ. Of Phoenix Stadium Seating . . . . .	436
Univ. Of Phoenix Stadium Parking . . . . .	437
Cheerleaders . . . . .	439
Big Red . . . . .	439
Broadcasting Information . . . . .	442-443
Cardinals on the Internet (Twitter & Facebook) . . . . .	445
NFL Contacts . . . . .	446
Index . . . . .	447-448

**CARDINALS MEDIA RELATIONS CONTACTS**

**Mark Dalton . . . . Vice President, Media Relations**  
 Office Direct Phone . . . . . 602/379-1720  
 Office E-mail . . . . . mdalton@cardinals.nfl.net

**Mike Helm . . . . . Media Relations Coordinator**  
 Office Direct Phone . . . . . 602/379-1647  
 Office E-mail . . . . . mhelm@cardinals.nfl.net

**Chris Melvin . . . . . Director, Media Relations**  
 Office Direct Phone . . . . . 602/379-1882  
 Office E-mail . . . . . cmelvin@cardinals.nfl.net

**Matt Storey . . . . . Media Relations Coordinator**  
 Office Direct Phone . . . . . 602/379-1620  
 Office E-mail . . . . . mstorey@cardinals.nfl.net

**Media Relations FAX. . . . . 602/379-1821**

**2013 Media Guide Credits:** Written and edited by the Arizona Cardinals media relations department: Mark Dalton, Chris Melvin, Mike Helm, Matt Storey, and Kami Wise, with special acknowledgement to all past Cardinals public and media relations staff members who have contributed to this publication through the years. Primary photography provided by team photographer Gene Lower. Special editorial and statistical assistance provided by Santo Labombarda and the Elias Sports Bureau as well as Pete Fierle and the Pro Football Hall of Fame. Additional editorial assistance from T.J. Troup, and Michael Brenner. Design: Mike Chavez.



**ARIZONA  
CARDINALS**





## CARDINALS DIRECTORY

### EXECUTIVE STAFF

William V. Bidwill . . . . . Owner  
 Michael J. Bidwill . . . . . President  
 Steve Keim . . . . . General Manager  
 Ron Minegar . . . . . Executive Vice President/  
 Chief Operating Officer  
 Greg Lee . . . . . Chief Financial Officer  
 David Koeninger . . . . . General Counsel  
 Melissa Gaspard . . . . . Executive Assistant/Paralegal  
 Amber Lechuga . . . . . Executive Assistant

### COACHING STAFF

Bruce Arians . . . . . Head Coach  
 Tom Moore . . . . . Assistant Head Coach/Offense  
 Todd Bowles . . . . . Defensive Coordinator  
 Harold Goodwin . . . . . Offensive Coordinator  
 Amos Jones . . . . . Special Teams Coordinator  
 Pete Alosi . . . . . Assistant Strength and Conditioning  
 Anthony Blevins . . . . . Coaching Assistant/  
 Assistant Special Teams  
 Brentson Buckner . . . . . Defensive Line  
 Kevin Garver . . . . . Offensive Assistant  
 Rick Christophel . . . . . Tight Ends  
 John Lott . . . . . Strength and Conditioning Coordinator  
 Freddie Kitchens . . . . . Quarterbacks  
 Mike Caldwell . . . . . Linebackers  
 Darryl Drake . . . . . Wide Receivers  
 Stump Mitchell . . . . . Running Backs  
 James Bettcher . . . . . Outside Linebackers  
 Steve Heiden . . . . . Assistant Special Teams/  
 Assistant Tight Ends  
 Ryan Slowik . . . . . Defensive Assistant/  
 Assistant Defensive Backs  
 Tom Pratt . . . . . Pass Rush Specialist  
 Nick Rapone . . . . . Defensive Backs  
 Kevin Ross . . . . . Cornerbacks  
 Larry Zierlein . . . . . Assistant Offensive Line

### FOOTBALL OPERATIONS

Jason Licht . . . . . Vice President, Player Personnel  
 Dru Grigson . . . . . Director, College Scouting  
 Quentin Harris . . . . . Director, Pro Scouting  
 Mike Disner . . . . . Director, Football Administration  
 Matt Caracciolo . . . . . Football Operations Coordinator  
 Debbie Pollom . . . . . College Scouting Coordinator  
 Malik Boyd . . . . . Western Regional Scout  
 Terry McDonough . . . . . Eastern Regional Scout  
 Mike Boni . . . . . Scout  
 Zac Canty . . . . . Scout  
 Chris Culmer . . . . . Scout  
 John Mancini . . . . . Scout  
 Luke Palko . . . . . Scout  
 John Ritcher . . . . . Scout  
 Josh Scobey . . . . . Pro Scout  
 Glen Fox . . . . . Scouting Assistant  
 Darius Vinnett . . . . . Scouting Assistant  
 Carter Tambllyn . . . . . Football Ops IT Support  
 Mike Chiruco . . . . . Assistant to the Head Coach

### ATHLETIC TRAINING/MEDICAL

Tom Reed . . . . . Head Athletic Trainer  
 Chad Cook . . . . . Assistant Athletic Trainer  
 Jeff Herndon . . . . . Assistant Athletic Trainer  
 Jim Shearer . . . . . Assistant Athletic Trainer  
 Adam Krueger . . . . . Intern Athletic Trainer  
 Dr. Wayne Kuhl . . . . . Team Physician (Internist)  
 Dr. Jeff Nebelsieck . . . . . Team Physician (Internist)  
 Dr. Doug Freedberg . . . . . Team Physician (Orthopedist)  
 Dr. Amit Sahasrabudhe . . . . . Team Physician (Orthopedist)  
 Dr. Gary Waslewski . . . . . Team Physician (Orthopedist)  
 Dr. Curtis Maynard . . . . . Team Chiropractor  
 Dr. Nicholas Theodore . . . . . Neurosurgical Consultant  
 Dr. Paul Petelin, Jr. . . . . Team Ophthalmologist  
 Dr. Harvey Lester . . . . . Team Dentist  
 Dr. Dan Blackwood . . . . . Neuro-Psychologist  
 Brett Fischer . . . . . Physical Therapist  
 Robyn DeBell MS RD . . . . . Team Nutritionist

### EQUIPMENT

Mark Ahlemeier . . . . . Equipment Manager  
 Steve Christensen . . . . . Asst. Equipment Manager  
 Jeff Schwimmer . . . . . Equipment Assistant  
 Parker Brown . . . . . Equipment Intern

### VIDEO

Robert Brakel . . . . . Video Director  
 Jeff Wallo . . . . . Video Assistant  
 Craig Norgren . . . . . Video Assistant  
 Spencer Missioreck . . . . . Video Intern

### COMMUNITY RELATIONS

Luis Zendejas . . . . . Senior Director, Community Relations  
 Mo Streeby . . . . . Youth Football Coordinator  
 Estelle Moreno . . . . . Administrative Assistant

### FINANCE

Miriam Carlson-Maier . . . . . Senior Director, Financial  
 Planning & Analysis  
 Teresa Miller . . . . . Director, Finance  
 Christine Harms . . . . . Senior Accountant  
 Justin Saltzman . . . . . Budget Analyst  
 Karen Sisley . . . . . HR Coordinator/Payroll  
 Sam Wallace . . . . . Finance Database Manager  
 Veronica Castro . . . . . Staff Accountant  
 Thedra Dunbar . . . . . Accounts Payable  
 D'Ann Jordan . . . . . Executive Assistant  
 Gitau Kungu . . . . . Accountant

### INFORMATION TECHNOLOGY

Mark Feller . . . . . Vice President, Technology  
 James Novy . . . . . Network Administrator  
 Shannon Morrisette . . . . . Network Engineer/Admin

### MEDIA RELATIONS

Mark Dalton . . . . . Vice President, Media Relations  
 Chris Melvin . . . . . Director, Media Relations  
 Mike Helm . . . . . Media Relations Coordinator  
 Matt Storey . . . . . Media Relations Coordinator

## OPERATIONS AND MAINTENANCE

John Drum . . . . . Vice President, Stadium Operations  
Ryan Odenwald . . . . . Stadium Operations Coordinator  
Stefan Gunther . . . . . Superintendent  
Stephen Munchinsky . . . . . Assistant Superintendent  
Kore Higuchi . . . . . Assistant Turf Manager  
Bob Schindler . . . . . Assistant Turf Manager  
Andrew Levy . . . . . Turf Specialist  
Adam Jones . . . . . Turf Assistant

## PLAYER DEVELOPMENT

Anthony Edwards . . . Senior Director, Player Development

## MARKETING

Lisa Manning . . . . . Vice President, Marketing  
Orlando Avila . . . . . Senior Manager, Marketing  
and Broadcast Services  
Devrie Hoffman . . . . . Coordinator, Marketing  
and Broadcast Services  
Mike Chavez . . . . . Manager, Creative Services  
Darren Urban . . . . . Website Manager  
Damien Anderson . . . . . Manager, Alumni Relations  
Laura Johnson . . . . . Manager, Entertainment  
and Special Events  
George Malbin . . . . . Coordinator of  
Events and Entertainment  
Rolando Cantu . . . . . Manager, International  
Business Ventures  
Josh Weinfuss . . . . . Website Coordinator

## BROADCASTING

Tim DeLaney . . . . . Senior Director, Broadcasting/  
Executive Producer  
Richard Mendez . . . . . Broadcast Coordinator/Producer  
Jim Omohundro . . . . . Broadcast and New Media Manager/Producer  
Jonathan Hayward . . . . . Broadcast Coordinator/Producer  
Coby Rich . . . . . Digital Media Coordinator/Producer  
Dave Pasch . . . . . Radio Play-by-Play  
Ron Wolfley . . . . . Radio Analyst  
Gabriel Trujillo . . . . . Broadcaster/Producer Spanish Media

## SCOREBOARD

Michael Conner . . . . . Video and Scoreboard  
Operations Manager  
Jason Selner . . . . . Scoreboard Production Coordinator  
Jamie Gillespie . . . . . Event & System Audio Engineer  
Amanda Flanagan . . . . . Senior Project Coordinator  
Douglas Klausen . . . . . Scoreboard Technical Coordinator  
Brian Myers . . . . . Asst. Event Coordinator

## BUSINESS DEVELOPMENT

Steve Ryan . . . . . Vice President, Business Development  
Mike Jaquinta . . . . . Director, Business Development  
Scott Coleman . . . . . Director, Corporate Partnership  
Service & Activation  
Randy McCluskey . . . . . Manager, Corporate Hospitality Sales  
Mike McDonough . . . . . Manager, Corporate Hospitality Sales  
John Misch . . . . . Manager, Corporate Hospitality Sales  
Todd Santino . . . . . Manager, Business Development  
Rich Tomey . . . . . Manager, Business Development  
Eric Barkyoumb . . . . . Manager, Partner Service and Activation  
Michelle Cole . . . . . Coordinator, Partner Service and Activation  
Elizabeth Yeast . . . . . Coordinator, Partner Service and Activation  
Bernard Richardson . . . . . Coordinator, Sales and Service

## BOX OFFICE

Steve Bomar . . . . . Senior Director, Ticketing  
Scott Bull . . . . . Box Office Manager (Tempe)  
Ryan Funk . . . . . Box Office Manager (Glendale)  
Stephanie Lahaie . . . . . Event Creation Specialist  
Rachel Baderman . . . . . Ticket Office Representative  
Kim Cruz . . . . . Ticket Office Representative  
Lauren Fortney . . . . . Ticket Office Representative  
Alex Lamb . . . . . Ticket Office Representative  
Jessica Phillips . . . . . Ticket Office Representative  
Lara Wroblewski . . . . . Ticket Office Representative

## TICKET SALES & SERVICE

Ron Campbell . . . . . Senior Director, Ticket Sales  
Cari Belanger-Maas . . . . . Director, Premium Seat & Guest Services  
Rick Nichols . . . . . Director of Club Seat Sales  
Kai Murray . . . . . Manager of Club Seat Sales  
Sean Ferretti . . . . . Account Executive, Club Seat Sales  
Brian Rooney . . . . . Account Executive, Club Seat Sales  
Joseph Furmanski . . . . . Manager, Group Event Sales  
Steve Carlson . . . . . Account Executive, Ticket Sales  
Daniel Conlon . . . . . Account Executive, Ticket Sales  
Jeff Orenstein . . . . . Account Executive, Ticket Sales  
Mathew Schaper . . . . . Account Executive, Ticket Sales  
Mark Butler . . . . . Account Executive, Ticket Sales  
Alex Herrera . . . . . Premium Services Coordinator

## SECURITY

Rick Knight . . . . . Vice President, Security

## ADMINISTRATIVE AND SUPPORT STAFF

Lauren Gonzales . . . . . Receptionist

## QUICK REFERENCE

### MAILING ADDRESS

P.O. Box #888  
Phoenix, AZ 85001-0888

### STREET ADDRESS

8701 S. Hardy Drive  
Tempe, AZ 85284-2800

### UNIVERSITY OF PHOENIX STADIUM

One Cardinals Drive  
Glendale, AZ 85305

### ADMINISTRATIVE OFFICES

Switchboard . . . . . 602/379-0101  
Administrative FAX . . . . . 602/379-1819  
Media Relations FAX . . . . . 602/379-1821  
Marketing FAX . . . . . 602/379-1772

### TICKETS

Ticket Office . . . . . 602/379-0102  
800/999-1402  
Ticket FAX . . . . . 602/379-1773  
Ticketmaster . . . . . 800/745-3000  
Ticketmaster Web Site . . . . . www.ticketmaster.com



**ARIZONA  
CARDINALS**



## WILLIAM V. BIDWILL OWNER

William V. Bidwill's association with the Cardinals began as a child ball boy on Chicago's South Side and continues today as owner.

A native of Chicago, Bill Bidwill presides over the oldest continuously-operated professional football franchise. Founded in 1898, the Cardinals join the Chicago Bears as the only two remaining charter members of the National Football League (1920). As his involvement with the team continues through its eighth different decade, the current one has to rank among the most memorable. The Cardinals captured back-to-back division crowns in 2008 and '09, won their first NFC title and advanced to the Super Bowl for the first time in team history following the '08 season.

The Cardinals have remained in the Bidwill family since Bill's father, Charles, a prominent Chicago sports figure and member of the Pro Football Hall of Fame, purchased the team in 1932. Charles ran the club until his death in the Cardinals' NFL championship year of 1947. Charles' wife, Violet, then guided the franchise's fortunes for the next 15 years, followed jointly by sons Bill and Charles, Jr. (Stormy). Bill became sole owner in 1972.

Named a Cardinal vice president during his undergraduate days at Georgetown University, Bill Bidwill returned to Chicago from the Navy in 1956 to begin assisting family interests that included football. When the Cardinals moved to St. Louis in 1960, Bidwill returned to the organization on a full-time basis.

Bidwill continues to have a regular presence at the Cardinals training facility and is a popular fixture at team events, charity function and football activities. An active supporter of various civic and charitable organizations and endeavors, Bidwill directed the formation of Cardinals Charities, the team's organization dedicated to supporting worthy Arizona causes, shortly after the Cardinals arrived in the state.

While he is well-known for his understated nature and a preference for staying out of the spotlight, Bidwill has in recent years received quite a bit of attention for his many contributions and accomplishments as Cardinals owner.

At the 2010 annual NFL Combine in Indianapolis, Bidwill was honored with the Paul "Tank" Younger Award from the Fritz Pollard Alliance, whose purpose is to promote diversity and equality of job opportunity in the NFL. The Paul "Tank" Younger Award has been presented annually since '03 for extraordinary contributions towards NFL diversity and previous winners include Tony Dungy, Dan Rooney and Bill Walsh. "When you look back over the years, Mr. Bidwill has a long history of hiring minorities to administrative and authoritative positions," said FPA chairman John Wooten. "He has really helped level the

playing field and that is what this award is all about."

Also in February of 2010, Bidwill was inducted into the Sports Faith Hall of Fame in Lake Forest, IL. "(He) was honored as a long-time contributor to the NFL and for his contributions to charity, which he has conducted in a very quiet, very generous manner," said Patrick McCaskey, chairman of the group's

advisory board and grandson of Chicago Bears legendary head coach George Halas. Bidwill joined Brian Piccolo, the former Bears running back, Tom Monaghan, founder of Domino's Pizza and former owner of the Detroit Tigers, and John Gagliardi, head coach at St. John's (MN) University and college football's all-time wins leader.

At its December 2010 commencement exercises at Northern Arizona University, Bidwill was awarded an honorary doctor of humane letters degree for "his contributions to the university, his community and his profession."

Bidwill was credited with bringing Super Bowl XXX to Arizona in January of 1996. The region again hosted the title game when Super Bowl XLVII was played at University of Phoenix Stadium in February of 2008; it will host its third title game in 2015 when Super Bowl XLIX is played at University of Phoenix Stadium.

He also serves on the league's Pro Football Hall of Fame Committee. In August of 2007 he was named to the Board of Trustees for the Pro Football Hall of Fame, the governing body of the Canton-based organization.

Bidwill and his wife, Nancy were married in September of 1960 and celebrated their 50th wedding anniversary in 2010. They are the parents of five children and have nine grandchildren.



**Bidwill at annual gathering of Cardinals alumni in St. Louis.**





## MICHAEL BIDWILL PRESIDENT

After practicing law for six years as a federal prosecutor, Michael Bidwill joined the Cardinals organization in 1996 as Vice President/General Counsel and today serves as team President. In that time, his influence over the club has been undeniable.

This past offseason was a busy one for Bidwill, who spearheaded the searches that led to the hirings of General Manager Steve Keim and head coach Bruce Arians. He also was involved in the evaluation process that has seen a significant overhaul of the team's roster through trades, free agency and the draft.

In December of 2012, Michael was appointed by Commissioner Roger Goodell to the board of the newly-formed National Football League Foundation. With a focus on youth football, health & safety, and community, the group will award more than \$23 million in grants in 2013.

In May of 2013, Bidwill was one of a select group of league executives who participated in the NFL Career Development Symposium at the University of Pennsylvania's Wharton School of Business. The three-day program for aspiring head coaches and GM candidates allowed them to prepare for future opportunities and engage with key league decision-makers.

Within the NFL, Michael also chairs the League's Security and Fan Conduct Committee, a group of eight club executives that oversees and develops best security practices for NFL facilities. He has also been a member of the league's Business Ventures Committee since 2007 when Goodell appointed him to it.

In addition to his prominent role with the Cardinals and in the NFL, Bidwill has established himself as an influential leader in the greater Phoenix business community where he has been a strong advocate for economic growth and development.

Bidwill additionally serves on Arizona's Super Bowl Host Committee. That group oversaw the successful staging of Bowl XLII at University of Phoenix Stadium in 2008 and also brought the 2015 game (Super Bowl XLIX) and its half billion dollar economic impact to the state.

From 2008-10, Bidwill served back-to-back terms as Chairman of Greater Phoenix Economic Council (GPEC).

He is also a board member of Greater Phoenix Leadership (GPL), an organization composed of the region's top business and civic leaders. In July of 2011, Bidwill and 16 business leaders in the state were appointed to the Arizona Commerce Authority Board of Directors. Michael is also a member of the board for the Pat Tillman Foundation, which carries on the legacy of the former Cardinals safety killed in Afghanistan in 2004.

Bidwill was selected by the Phoenix Business Journal as one of its 25 "Most Admired CEO's" in 2010. The previous year, he also received the Leader for Tomorrow award from the Boy Scouts of America.

Among his most significant accomplishments with the Cardinals was leading the effort that resulted in the creation of University of Phoenix Stadium. The venue has been a major factor in the transformation of the Cardinals and a catalyst for the team's success. The team has also sold out every game it has played since the iconic stadium's opening.

Strong community involvement has also been a hallmark of Bidwill's tenure with the Cardinals, with a particular emphasis on the value of youth sports. In 2011, Bidwill led the team's support of state legislation implementing stronger concussion guidelines and increasing awareness among Arizona high school athletes. Past recognition includes the team's selection as the NFC recipient of the "Pop Warner NFL Team of the Year (2005)" for commitment to the development of youth football. Two years earlier, that same organization presented Michael with the Glenn S. "Pop" Warner Award, for excellence in athletics, scholarship, and life's endeavors with integrity and humanity.

From 1990-96, Bidwill was an Assistant U.S. Attorney with the Department of Justice in Phoenix where he specialized in homicide and other violent crime cases.

Bidwill earned a Bachelor of Science degree in Finance from St. Louis University in 1987 and in 1990 earned a law degree from Catholic University in Washington, D.C. A licensed pilot and flying enthusiast, Bidwill also donates his time and resources as a volunteer for "Flying Samaritans," a group of volunteers including doctors and other medical personnel who offer free medical clinics in Mexico.



**Bidwill with former Cardinals & Pro Football Hall of Famers Larry Wilson & Charley Trippi.**



## RON MINEGAR

EXECUTIVE VICE PRESIDENT/CHIEF OPERATING OFFICER

Ron Minegar is beginning his 14th season with the Cardinals after joining the organization from Disney Sports in 2000.

In his current position, the 53-year old Minegar is responsible for developing the clubs strategic plan and overseeing all aspects of the Cardinals business operations. He serves as the team's primary negotiator on all broadcast agreements, training camp agreements, concessionaire contracts, ticketing agreements and retail merchandise contracts. Additionally, Minegar was a part of the project team during the design and construction of University of Phoenix Stadium and works closely with the Arizona Sports and Tourism Authority and the stadium's facility management firm on business and operational issues.

Minegar also serves as Chief Operating Officer of Rojo Hospitality Group LLC, which took over the food and beverage contract at University of Phoenix Stadium in 2010. Additionally, he serves in the same capacity for Rojo Event Management LLC. He is a member of the Board of Directors of the Arizona Chamber of Commerce and Industry. He was also appointed to the role of Vice Chairman of Marketing for the Board's Executive Committee, serves on the Finance Council and is past Chairman of the Energy Committee.

Prior to joining the Cardinals, Minegar served as Vice President, Sales and Marketing for Anaheim Sports, Inc., a division of the Walt Disney Corporation. Originally hired to direct marketing and sales for the Anaheim Angels, Minegar ultimately assumed the additional responsibility of overseeing the marketing and sales efforts for the Mighty Ducks of Anaheim.

Minegar began his sports career with the La Crosse, WI franchise of the Continental Basketball Association serving as team President and representing the club's ownership on all league issues from 1985 to 1990. He was a two-time "Executive of the Year" recipient in the CBA as a result of the team achieving league attendance records and a CBA championship. From 1991-1995, he served as the Director of Corporate Sales for the Minnesota Timberwolves and the Target Center. Minegar left the Timberwolves to assist in the start-up of the Minnesota Moose, an expansion franchise in the International Hockey League. In his role as Vice President of Business Operations, he developed the organization's overall business and operational plan and oversaw the launch of the wildly popular Moose logo that resulted in record league merchandise and promotional sales. Upon the announcement of the NHL's return to the Twin Cities in 1997, Minegar assisted in the relocation of the IHL franchise to Winnipeg, Manitoba, then became CEO of Diamond Sports Group and was involved in acquisition projects within minor league baseball, basketball and hockey.

He earned a Bachelor of Science degree in Business Administration from the University of Wisconsin- La Crosse in 1981 and in 1984 earned a master's degree in Business Administration from the Carlson School of Management at the University of Minnesota.

Born in Pittsburgh, PA, Minegar resides in Phoenix. He and his wife, Margaret, have two children: daughter, Jenna and son, Craig.

### 2013 NATIONAL FOOTBALL LEAGUE CALENDAR

- Aug. 9 – Cardinals open preseason at Green Bay
- Aug. 8-11 – First full preseason weekend
- Aug. 27 – Roster cutdown to a maximum of 75 players
- Aug. 31 – Roster cutdown to a maximum of 53 players
- Sept. 5-9 – Kickoff 2013 weekend
- Sept. 8 – Cardinals at Rams (Regular Season Opener)
- Sept. 15 – Cardinals vs. Lions (Home Opener)
- Dec. 29 – Cardinals vs. 49ers (Regular Season Finale)
- Jan. 26, 2014 – AFC-NFC Pro Bowl, Aloha Stadium in Honolulu, HI
- Feb. 2, 2014 – Super Bowl XLVIII, MetLife Stadium in NY/NJ (FOX)

#### UPCOMING SUPER BOWLS

February 1, 2015	Super Bowl XLIX	University of Phoenix Stadium (NBC)
February 2016	Super Bowl L	Levi's Stadium, San Francisco
February 2017	Super Bowl LI	Reliant Stadium, Houston



# STEVE KEIM

## GENERAL MANAGER

<b>COLLEGE</b>	<b>CARDINALS</b>	<b>YEARS NFL</b>
North Carolina State	15	16
<b>HOMETOWN</b>		
Harrisburg, PA		

Steve Keim enters his 15th season in the Cardinals organization and first as General Manager after being promoted on January 8, 2013.

The 40-year old Keim originally joined Arizona in May, 1999 as a college scout in the east. He was promoted to Director of College Scouting in 2006, Director of Player Personnel in 2008, and then was promoted to Vice President, Player Personnel in May, 2012.

Keim and the Cardinals have been commended for their successful draft classes, especially in recent years. Pro Bowlers Patrick Peterson, Larry Fitzgerald, Darnell Dockett and Daryl Washington were acquired through those drafts. Since the 2009 draft, the first after Keim's promotion to Director of Player Personnel in May of 2008, the Cardinals have selected 30 players. Of those 39 players, 28 remain with the team heading into the 2013 season and 19 of them have started at least one game since joining the Cardinals.

He attended Red Land High School (Lewisberry, PA) and earned a bachelor's degree in communications from North Carolina State 1995.

A two-time all-Atlantic Coast Conference selection as a guard at N.C. State, Keim started

36 consecutive games at left guard for the Wolfpack. He was named the offensive freshman of the year in 1991 and was the ACC Player of the Week following the team's victory over Maryland in November, 1994.

During a standout senior season where he was also a captain, Keim was named the N.C. State offensive line MVP and won the Jim Ritcher Award for the highest graded offensive lineman in addition to being named third team All-American from Gameplan magazine.

Keim had a brief stint in pro football as a free agent with the Miami Dolphins (1996) and Edmonton Eskimos (1997) of the Canadian Football League before returning to coach at N.C. State.

He served as assistant strength and conditioning coach at his alma mater for two years, assisted the recruiting coordinator with evaluations, and served as a liaison to NFL personnel wishing to scout Wolfpack football players. In the fall of 2004, Keim was inducted into the Pennsylvania Sports Hall of Fame.

Keim resides in Chandler, AZ with his wife, Kimberly, sons Carson, Brady and Warner, and daughter Sloane.



### KEIM AMONG NFL'S YOUNGEST GMS

Named the Cardinals General Manager on 1/8/13 at age of 40, Steve Keim ranks among the youngest GMs in the NFL.

General Manager	Team	Age	Birthdate
Howie Roseman	Philadelphia	38	June 23, 1975
David Caldwell	Jacksonville	39	February 14, 1974
Tom Telesco	Indianapolis	40	December 12, 1972
Doug Whaley	Buffalo	40	September 23, 1972
<b>Steve Keim</b>	<b>Arizona</b>	<b>40</b>	<b>September 8, 1972</b>
Ryan Grigson	Indianapolis	41	February 23, 1972





## BRUCE ARIANS HEAD COACH

**COLLEGE**  
Virginia Tech

**DOB**  
October 3, 1952

**HOMETOWN**  
York, PA

**CARDINALS | YEARS NFL**  
1 | 21

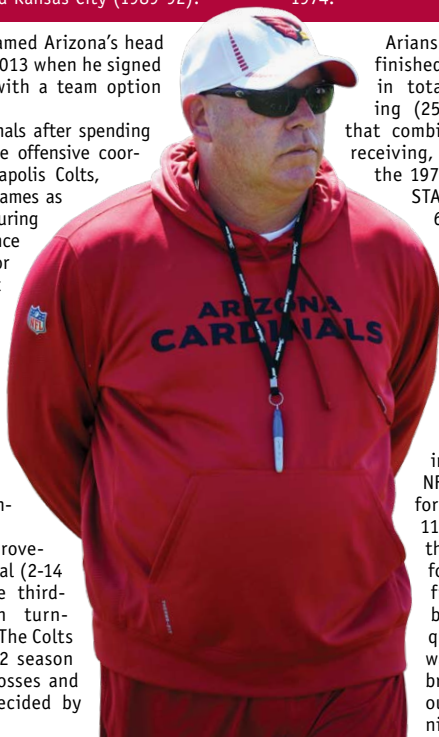
### CAREER NOTES

- Became an NFL head coach for the first time when he was hired by Arizona on January 17, 2013. Signed a four-year contract with a team option for a fifth year.
- Named the 2012 AP NFL Coach of the Year after serving 12 games as the interim head coach for the Indianapolis Colts during Chuck Pagano's absence while being treated for leukemia. He also served as the Colts offensive coordinator during the 2012 season.
- Comes to the Cardinals with 20 years of experience as an NFL assistant coach with five different teams: Indianapolis (2012; 1998-2000), Pittsburgh (2004-11), Cleveland (2001-03), New Orleans (1996), and Kansas City (1989-92).
- As offensive coordinator with the Steelers, Arians was part of Pittsburgh teams that won three AFC North Division titles, two AFC Championships and Super Bowl XLIII. He was also the Steelers wide receivers coach when they won Super Bowl XL.
- At the age of 30, was named head coach at Temple University and spent six seasons (1983-88) there. Also worked an assistant coach at the collegiate level for 10 seasons with Virginia Tech (1977), Mississippi State (1978-80; 1993-95), and Alabama (1981-82; 1997).
- Played quarterback at Virginia Tech (1972-74) and was voted the team's MVP as a senior in 1974.

Bruce Arians was named Arizona's head coach on January 17, 2013 when he signed a four-year contract with a team option for a fifth.

He joined the Cardinals after spending the 2012 season as the offensive coordinator for the Indianapolis Colts, while also serving 12 games as interim head coach during Chuck Pagano's absence while being treated for leukemia. For his work with the Colts, Arians was selected as the 2012 AP NFL Coach of the Year after leading Indianapolis to a 9-3 record and helping the Colts clinch a playoff berth while tying the NFL record for most wins ever by an interim coach.

Indy's nine-win improvement over its 2011 total (2-14 to 11-5) matched the third-largest single-season turnaround in NFL history. The Colts went through the 2012 season without consecutive losses and were 9-1 in games decided by one score or less.



Arians helped a Colts offense that finished 10th in the NFL (362.4 ypg) in total offense and 7th in passing (258 ypg) and featured rookies that combined 3,108 yards rushing and receiving, the most of any team since the 1970 AFL-NFL merger according to STATS LLC. The Colts completed 65 passes of 20 yards or more last season, ranking third in the NFL (Detroit-67, New Orleans-66).

Pro Bowl rookie QB Andrew Luck, the first overall selection in the 2012 draft, set NFL rookie single-season records for the most passing yards (4,374), most attempts (627), 300-yard passing games (six) and also set the NFL single-game rookie record for most passing yards (433 yards, 11/4 vs. Miami). Luck finished third on the NFL's rookie list for TD passes (23) and set the franchise record for rushing TDs by a quarterback (five). His quarterback rating of 76.5 also was a franchise rookie record, breaking Johnny Unitas' previous mark (74.0) and Peyton Manning's rating (71.2) as a rookie.



## COLTS NOTES

- Was named both “Coach of the Year” and “Assistant Coach of the Year” by Pro Football Weekly & the Pro Football Writers of America. He became the first individual to win both awards in the same year.
- Took over as interim coach on October 1, 2012 when head coach Chuck Pagano left the team to undergo treatment for leukemia.
- Led the Colts to a 9-3 record in his 12 games and helped Indianapolis clinch a playoff berth while tying the NFL record for most wins ever by an interim coach.
- Arians and Pagano shared “Coach of the Year” honors from the Maxwell Club in Philadelphia and were named “AFC Coach of the Year” by NFL 101 in Kansas City.



- Indy’s nine-win improvement from 2011 (2-14 to 11-5) matched the third-largest single-season turnaround in NFL history.
- Rookie QB Andrew Luck, a 2012 Pro Bowl selection, threw for the most passing yards (4,374) by a rookie in NFL history.
- Luck had an NFL rookie record six 300-yard passing games and led the Colts on seven game-winning drives in the fourth quarter or OT, the most by a rookie QB since the 1970 merger.
- In all, Indy’s rookies also combined for 3,108 yards rushing and receiving, the most of any team since the 1970 AFL-NFL merger according to STATS LLC.

He led the Colts on seven game-winning drives in the fourth quarter or OT, the most by a rookie QB since the 1970 merger.

Veteran WR Reggie Wayne finished sixth in the NFL with 106 receptions and seventh in the league with 1,355 yards. Rookie TE Dwayne Allen set a team rookie position record with 45 receptions and fellow rookie WR TY Hilton led all NFL rookie receivers with seven TD catches and five 100-yard receiving games. Hilton’s 861 receiving yards were the second-most by a rookie in Colts franchise history.

Prior to working with the Colts, Arians spent eight seasons with the Pittsburgh Steelers, five as offensive coordinator (2007-2011) and three as wide receivers coach (2004-2006). During his tenure as offensive coordinator, the Steelers recorded a 55-25 record, tied with the Packers for the second-best mark in the NFL in that span. Pittsburgh won three AFC North Division titles, two AFC Championships and earned a victory in Super Bowl XLIII over the Cardinals. Arians was also part of the Steelers Super Bowl XL win as the team’s wide receivers coach.

Arians was instrumental in the development of Steelers quarterback Ben Roethlisberger, helping him become the second-youngest quarterback to win two Super Bowls (26 years, 336 days). From 2007-2011, Roethlisberger averaged 247.4 net passing yards per game, which ranked eighth in the NFL and fifth in the AFC. In 2007, Roethlisberger got elected to his first Pro Bowl as he broke Terry Bradshaw’s team record for touchdown passes in a season (32). Roethlisberger also finished that season with a team-record passer rating of 104.1.

In 2009, the Steelers offense became the first in team history to boast a 4,000-yard passer (Roethlisberger), two 1,000-yard receivers (Antonio Holmes, Hines Ward) and a 1,000-yard rusher (Rashard Mendenhall) in the same season. The team also broke franchise records for passing first downs (210) and passes completed (351).

Arians helped wide receiver Hines Ward develop into one of the top receivers in the game. In his eight seasons with Arians, Ward was selected to the 2004 Pro Bowl and was named Super Bowl XL MVP after finishing with 123 receiving yards and a touchdown. Ward also became the Steelers all-time receptions leader, surpassing Hall of Famer John Stallworth, and in 2007 became the team’s career leader in receiving yards and TD receptions. In 2010, Ward became the first receiver in Steelers history and fifth in NFL history to reach 11,000 career receiving yards.

In his first season in Pittsburgh (2007), Arians helped the Steelers rank third in the NFL in rushing (2,168 yards) and running back Willie Parker finished fourth in the league with 1,316 rushing yards that season, earning a Pro Bowl selection.

Prior to joining the Steelers, Arians spent three seasons (2001-2003) as offensive coordinator for the Cleveland Browns. In 2002 under his guidance, the Browns scored their most points (344) since 1987 and also improved in virtually every major offensive category.

## ARIANS POSTSEASON HISTORY

Arians has been a part of 13 different playoff teams in his 20 seasons as an NFL coach. He has an 11-11 playoff record, including three Super Bowl appearances and two Super Bowl titles (XL, XLIII).

He has also been known for quick turnarounds where he has coached.

### WHEN HE FIRST REACHED PLAYOFFS WITH TEAM

- Indianapolis Colts: First Year (2012)
- Pittsburgh Steelers: First Year (2004)
- Cleveland Browns: Second Year (2002)
- Indianapolis Colts: Second Year (1999)
- Kansas City Chiefs: Second Year (1990)



## PRO BOWL PLAYERS COACHED BY ARIANS

Over Bruce Arians' 20 seasons in the NFL, he has coached 12 different players to a total of 16 Pro Bowl selections.

PLAYER	YEAR	TEAM	ARIANS POSITION
QB Andrew Luck	2012	Indianapolis	Offensive Coordinator
WR Reggie Wayne	2012	Indianapolis	Offensive Coordinator
WR Antonio Brown	2011	Pittsburgh	Offensive Coordinator
C Maurkice Pouncey	2011	Pittsburgh	Offensive Coordinator
QB Ben Roethlisberger	2011	Pittsburgh	Offensive Coordinator
WR Mike Wallace	2011	Pittsburgh	Offensive Coordinator
C Maurkice Pouncey	2010	Pittsburgh	Offensive Coordinator
TE Heath Miller	2009	Pittsburgh	Offensive Coordinator
G Alan Faneca	2007	Pittsburgh	Offensive Coordinator
RB Willie Parker	2007	Pittsburgh	Offensive Coordinator
QB Ben Roethlisberger	2007	Pittsburgh	Offensive Coordinator
WR Hines Ward	2004	Pittsburgh	Wide Receivers
QB Peyton Manning	2000	Indianapolis	Quarterbacks
QB Peyton Manning	1999	Indianapolis	Quarterbacks
RB Christian Okoye	1991	Kansas City	Running Backs
RB Christian Okoye	1989	Kansas City	Running Backs

In his first stint with the Colts, Arians spent three seasons (1998-2000) as the team's quarterback coach, working under offensive coordinator Tom Moore. Arians tutored Peyton Manning in his first three seasons in the league and helped him get selected to the Pro Bowl in his second and third seasons (1999-2000) with Indianapolis. In 2000, Manning set then team single-season records for passing yards (4,413), completions (357), 300-yard games (5), and touchdown passes (33). His 33 TD passes that season established a Colts franchise record previously held by Johnny Unitas (1959).

Arians' first job in the NFL was with Kansas City as the team's running backs coach for four seasons (1989-92). With the Chiefs, Arians tutored running back Christian Okoye as he was selected to two Pro Bowls (1989, 1991). Okoye led the league in both rushing attempts (370) and rushing yards (1,480) during the 1989 season and also rushed for 1,031 yards in 1991. He later served as the tight ends coach with the New Orleans Saints in 1996.

Arians spent six seasons as the head coach at Temple University (1983-1988).

Arians began his coaching career in 1975 as a graduate assistant at his alma mater and then was elevated to running backs coach. From 1978-80, he coaches RBs and WRs at Mississippi State before moving within the SEC to Alabama where he worked under legendary coach Paul "Bear" Bryant. He coached Crimson Tide running backs for two seasons (1981-82) before becoming one of the youngest head coaches in Division I history when Temple University hired him in 1983 at the age of 30. He spent six seasons coaching the Owls but was let go following the 1988 season. Eight stops and two-plus decades later he became a head coach again when he earned the job in Arizona.

As a collegiate quarterback at Virginia Tech (1972-74) Arians was voted the team's MVP as a senior. He finished his college career with 78 completions on 174 attempts for 1,270 yards, six touchdowns and eight interceptions in addition to rushing for 539 yards and 14 touchdowns on 135 carries.

A native of Paterson, NJ, Arians grew up in York, PA where he met his wife, Christine. The couple have two children - son, Jake, and daughter, Kristi Anne.

## BRUCE ARIANS COACHING BREAKDOWN

Year	School/Team	Position
1975-76	Virginia Tech	Graduate Assistant
1977	Virginia Tech	Running Backs
1978-80	Mississippi State	Running Backs/Wide Receivers
1981-82	Alabama	Running Backs
1983-88	Temple	Head Coach
1989-92	Kansas City Chiefs	Running Backs
1993-95	Mississippi State	Offensive Coordinator
1996	New Orleans Saints	Tight Ends
1997	Alabama	Offensive Coordinator
1998-2000	Indianapolis Colts	Quarterbacks
2001-03	Cleveland Browns	Offensive Coordinator
2004-11	Pittsburgh Steelers	Offensive Coordinator/Wide Receivers
2012	Indianapolis Colts	Offensive Coordinator/Interim Head Coach
<b>2013-</b>	<b>ARIZONA CARDINALS</b>	<b>HEAD COACH</b>





# TOM MOORE

## ASSISTANT HEAD COACH/OFFENSE

### COLLEGE

Iowa

### DOB

November 7, 1938

### HOMETOWN

Owatanna, MN

### CARDINALS | YEARS NFL

1 | 35

## NOTE CARDS

- Joined the Cardinals on 1/21/13 when he became the team's assistant head coach/offense.
- Enters his 35th season as an NFL assistant. Only Pittsburgh's Dick LeBeau (41st season) and Houston's Wade Phillips (37th season) have more experience among active NFL coaches.
- During his 34 seasons in the NFL, his teams have earned 22 postseason appearances, 14 division titles and four Super Bowl appearances (three wins).
- Combined with 13 years of coaching experience at the collegiate level and one year in the World Football League, Moore enters his 49th year of coaching in 2013.
- Has coached Hall of Famers Lynn Swann, John Stallworth, Mike Webster, Barry Sanders, Marshall Faulk, Randall McDaniel and 2013 inductee Cris Carter.
- Under his guidance, a total of 22 different NFL players have earned a combined 61 Pro Bowl selections.
- During his time as an offensive coordinator in the NFL, his players have led the league in rushing yards (3x), receiving yards (3x), passing yards (2x), yards from scrimmage (2x), receptions (3x), receiving TDs (once), passing TDs (3x) and passer rating (3x).
- Coached Peyton Manning for 13 seasons (1998-2010), helping him set Colts franchise records with 54,828 passing yards, 399 touchdowns and 4,682 completions (which all ranked in the top-five in league history) and win an NFL-record four Most Valuable Player Awards (2003-04, 2008-09).
- Only four times in NFL history has a team had two players record 100+ receptions in a single season. Moore served as the offensive coordinator for two of those teams—Indianapolis, 2009 (Reggie Wayne, 100; Dallas Clark 100) and Detroit, 1995 (Herman Moore, 123; Brett Perriman, 108).
- His 1999 unit had Manning with 4,135 yards, running back Edgerrin James with 1,553 yards and wide receiver Marvin Harrison with 1,663 yards, marking only the second NFL offense ever with 4,000-1,500-1,500 performers. The only other team to do that was Detroit in 1995 and their offensive coordinator was Tom Moore.

One of the league's most experienced assistant coaches, Tom Moore enters his 35th NFL season and first season in Arizona after being hired as the team's assistant head coach/offense on 1/21/13. With a career that dates back to 1961 at the University of Iowa, Moore enters his 49th season as a coach.

Moore comes to Arizona after having spent the 2011 season as an offensive consultant with the NY Jets and the final five weeks of the 2012 campaign in the same capacity with the Tennessee Titans.

From 1998-2010, Moore helped coordinate a record-breaking offense in Indianapolis that was among the NFL's most prolific attacks over that stretch. After 12 seasons as the offensive coordinator (1998-09), Moore served as the team's senior offensive assistant in 2010. During those 13 seasons, the Colts offense ranked among the NFL's top five in nine different seasons, five times it led the league in third down conversions, eight times it ranked in the NFL's top three in scoring and seven

times it ranked first in fewest sacks allowed. The passing attack ranked in the top five 11 times and never finished lower than sixth during that span. The Colts produced the 10 highest net yardage seasonal totals in club history and topped 5,000 total yards in a franchise-record 13 straight seasons. The club set a franchise seasonal record with 429 points in 2000, then bested the mark in 2003 (447) and 2004 (522). Indianapolis amassed 400+ points in 10 of the 13 seasons Moore was with the team. The club scored 522 points in 2004, then the fifth-highest seasonal total in NFL history, while the Colts set a club single-season mark with 66 touchdowns. The Colts boasted a 4,000-yard passer and a 1,000-yard rusher and receiver in the same season seven times (1999-2001, 03-04, 06-07), becoming the first team in NFL history to accomplish the feat three consecutive seasons (1999-01). Under Moore's watch, nine different players from the Colts offense combined for 37 total Pro Bowl selections.



Moore arrived in Indianapolis the same season as Peyton Manning (1998), and under his tutelage Manning went on to earn 11 Pro Bowl selections, six first-team All-Pro nods and become one of the greatest quarterbacks in NFL history. In their 13 years working together, Manning set Colts franchise records with 54,828 passing yards, 399 touchdowns and 4,682 completions (which all ranked in the top-five in league history) and won an NFL-record four Most Valuable Player Awards (2003-04, 2008-09). He is the only player to have 3,000+ yards and 25+ touchdown passes in his first 13 seasons, and he led the NFL in passing yards twice, in passing TDs three times, and in passer rating three times. He started the first 208 regular season games of his career, the most in NFL history by any player and Manning became the only player in the Super Bowl era with 11 double-digit victory seasons and the only player with nine straight seasons with 10+ starting wins.

He threw for 4,000+ yards an NFL-record 11 times and tied Dan Marino's NFL record with 63 300-yard passing performances. In 2004, Manning posted one of the greatest seasons in NFL history by a quarterback, throwing for 4,557 yards and establishing then-NFL records with 49 touchdown passes and a 121.1 passer rating. During his time with Moore in Indianapolis, Manning produced the 13 best seasons in franchise history in completions and yards, the 12 best seasons in attempts, 12 of the 13 best seasons in completion percentage and 13 of the 15 best seasons in touchdown passes.

During Moore's tenure with the Colts, wide receivers Marvin Harrison and Reggie Wayne became the two most prolific pass catchers in team history and one of the most formidable tandems in the NFL. Harrison went to eight straight Pro Bowls (1999-06), surpassing 80 receptions and 1,100 yards in each of those seasons, including an NFL single-season record 143 catches in 2002. Wayne, who joined the Colts as the team's first round pick in 2001, developed into one of the NFL's best WRs with seven straight seasons of 75+ catches and 1,000 receiving yards from 2004-10 and was selected to five straight Pro Bowls (2006-10). Moore also coached running back Edgerrin James from 1999-2005, as James set Colts franchise records with 9,226 yards, 64 rushing TDs and 49 100-yard games on his way to four Pro Bowl selections (1999-2000, 2004-05). James and Harrison topped 100 yards in their respective categories in the same game 22 times, the most by any tandem in NFL history. In 2000, Manning (passing yards) and James (rushing yards) led the NFL in their respective categories, marking only the second time in NFL history (1937, Washington QB Sammy Baugh and RB Cliff Battles) one team had the passing and rushing champion. Manning (11), Harrison (8), Wayne (5), Jeff Saturday (5) and James (4) earned multiple Pro Bowl bids during Moore's tenure. James also won two NFL rushing titles (1999, 2000).

Moore entered the NFL coaching ranks with the Pittsburgh Steelers in 1977 where he coached for 13 seasons. In that span, Moore coached wide receivers (1977-82) before assuming the role of offensive coordinator and quarterbacks coach (1983-89). He helped lead the Steelers to victories in Super Bowl XIII (35-31 over Dallas) and Super Bowl XIV (31-19 over Rams). During his six seasons as the wide receivers coach in Pittsburgh, Moore coached future Hall of Famers Lynn Swann and John Stallworth, both of whom earned multiple Pro Bowl selections under Moore. As offensive coordinator, Moore also helped tutor future Hall of Fame center Mike Webster, who went to the Pro Bowl five times during Moore's tenure. In seven seasons at the helm of the Pittsburgh offense, the team piled up over 5,000 yards four different seasons.

Following his tenure in Pittsburgh, Moore joined the Minnesota Vikings (1990-93), serving as assistant head coach/quarterbacks (1990), assistant

## PRO BOWLERS UNDER TOM MOORE

Over Tom Moore's 34 years coaching in the NFL, he has helped 22 players combine for 61 Pro Bowl appearances:

### Indianapolis

PB	Player	Year(s)
11	QB Peyton Manning	1999-00, '02-10
8	WR Marvin Harrison	1999-06
5	WR Reggie Wayne	2006-10
5	C Jeff Saturday	2005-07, '09-10
4	RB Edgerrin James	1999-00, '04-05
1	TE Dallas Clark	2009
1	RB Joseph Addai	2007
1	TE Ken Dilger	2001
1	RB Marshall Faulk	1998

### Detroit

PB	Player	Year(s)
2	RB Barry Sanders	1995-96
2	WR Herman Moore	1995-96
2	T Lomas Brown	1995-96
1	G Kevin Glover	1996

### Minnesota

PB	Player	Year(s)
1	WR Cris Carter	1993
1	TE Steve Jordan	1991
1	G Randall McDaniel	1991

### Pittsburgh

PB	Player	Year(s)
4	C Mike Webster	1983-85, '87
3	WR John Stallworth	1979, '82, '84
2	T Tunch Ilkin	1988-89
2	WR Louis Lipps	1984-85
2	WR Lynn Swann	1977-78
1	RB Earnest Jackson	1986



head coach/offensive coordinator (1991) and wide receivers coach (1992-93). It was under Moore's guidance that future Hall of Famer Cris Carter earned his first Pro Bowl selection in 1993 after setting then-career marks for receptions (86) and receiving yards (1,071). He then joined Detroit as quarterbacks coach (1994) before being promoted to offensive coordinator (1995-96). During that three-year span, Barry Sanders ran for nearly 5,000 yards (5.2 yard avg.). In 1995, Detroit led the NFL in total offense (6,113 yards) and became the first NFL team to have two receivers post 100+ receptions (Herman Moore, 123; Brett Perriman, 108). The 3,174 combined yards by Moore and Perriman set the NFL single-season record for receiving yards by a tandem. Herman Moore posted career-highs in receptions (123), receiving yards (1,686) and receiving TDs (14). Following his tenure in Detroit, Moore spent one season in New Orleans as the Saints running backs coach (1997).

He began his coaching career at his alma mater, Iowa, serving as the freshmen team coach from 1961-62. Following a two-year stint serving in the

United State Army (1963-64), where he coached a division team in Korea and the post team at Fort Benning, GA, Moore served as offensive backfield coach at Dayton from 1965-68.

He then worked as offensive coordinator at Wake Forest (1969) and offensive backfield coach at Georgia Tech (1970-71) before assuming the offensive backfield position at the University of Minnesota (1972-73). Following a season (1974) in the World Football League with the New York Stars as an offensive assistant, Moore returned to the University of Minnesota as offensive coordinator from 1975-76.

After earning All-America honors as a quarterback at Rochester (MN) High School, Moore went on to play at Iowa (1957-60), earning a Big 10 title in 1958 and earning a share of another in 1960. He earned a bachelor's degree in History at Iowa and a Master's degree in Guidance Counseling at Dayton. In 2005, Moore was inducted into the Rochester, Minnesota Sports Hall of Fame.

Moore and his wife Emily, have two children, daughter, Terry and son, Dan.

## TOM MOORE COACHING BREAKDOWN

Year	School/Team	Position
1961-62	University of Iowa	Freshmen Coach
1965-68	University of Dayton	Offensive Backfield/Wide Receivers
1969	Wake Forest	Offensive Coordinator
1970-71	Georgia Tech	Offensive Backfield
1972-73	University of Minnesota	Offensive Coordinator
1974	New York Stars (WFL)	Offensive Assistant
1975-76	University of Minnesota	Offensive Coordinator
1977-89	Pittsburgh Steelers	Receivers/Quarterbacks/Offensive Coordinator
1990-93	Minnesota Vikings	Assistant Head Coach/Offensive Coordinator/Quarterbacks/Wide Receivers
1994-96	Detroit Lions	Offensive Coordinator/Quarterbacks
1997	New Orleans Saints	Running Backs
1998-2010	Indianapolis Colts	Offensive Coordinator/Sr. Offensive Assistant
2013-	<b>ARIZONA CARDINALS</b>	<b>ASSISTANT HEAD COACH/OFFENSE</b>

## NFL ASSISTANTS WITH MOST EXPERIENCE

Hired by the Cardinals on 1/21/13 to serve as Assistant Head Coach/Offense, **Tom Moore** enters his 35th year of coaching in the NFL. Along with Defensive Line coach **Tom Pratt**, the duo have more coaching experience among active NFL assistants than any coaches in the NFL outside of Pittsburgh's Dick LeBeau (40) and Houston's Wade Phillips (37).

Exp	Coach	Team	Position	Seasons
40	Dick LeBeau	Pittsburgh	D-Coordinator	1973-2012
37	Wade Phillips	Houston	D-Coordinator	1976-2000; 2002-12
35	<b>Tom Moore</b>	<b>Arizona</b>	<b>Asst. HC/Offense</b>	<b>1977-2010; 2012</b>
35	<b>Tom Pratt</b>	<b>Arizona</b>	<b>Pass Rush Specialist</b>	<b>1963-95; 2012</b>
35	Jimmy Raye	Tampa Bay	Sr. Off. Asst.	1977-2010; 2012
34	Joe Vitt	New Orleans	Asst. HC/LBs	1979-2012



## TODD BOWLES DEFENSIVE COORDINATOR

### COLLEGE

Temple

### DOB

November 18, 1963

### HOMETOWN

Elizabeth, NJ

### CARDINALS | YEARS NFL

1 | 22

## NOTE CARDS

- Hired as defensive coordinator on 1/21/13 after spending the 2012 season with Philadelphia; Bowles was promoted to defensive coordinator with the Eagles on 10/16/12 after spending the first six games of the season as the team's secondary coach.
- 13-year NFL assistant who has also coached with the New York Jets, Cleveland Browns, Dallas Cowboys, and Miami Dolphins during his career.
- Played defensive back in the NFL for eight

seasons with the Washington Redskins (1986-90; 1992-93) and San Francisco 49ers (1991).

- Played collegiately at Temple (1982-85) where he was a team captain under head coach Bruce Arians in 1985.
- Served as interim head coach for the Miami Dolphins for the final three games of the 2011 season, posting a 2-1 record.
- Was a member of the 1987 Washington Redskins Super Bowl XXII championship team.

Todd Bowles enters his first season with the Cardinals as defensive coordinator after being hired on 1/21/13. Beginning his 14th year as an NFL assistant, Bowles comes to Arizona from Philadelphia where he split the 2012 season between working as the defensive coordinator and defensive backs coach.

He was named the Eagles defensive coordinator on 10/16/12 after spending the first six games of the 2012 season as the team's secondary coach. The Eagles finished last season ninth in the NFL in pass defense (216.9 ypg).

Bowles previously coached in the NFL with Miami (2008-11), Dallas (2005-07), Cleveland (2001-04) and the New York Jets (2000). Bowles is also a veteran of eight seasons as an NFL defensive back with Washington (1986-90; 1992-93) and San Francisco (1991).

He joined the Eagles in 2012 after serving as the assistant head coach/secondary coach for Miami from 2008-11. He was named the Dolphins interim head coach for the final three games of the 2011 season and posted a 2-1 record. Under his leadership, Dolphins' defensive backs helped hold opposing quarterbacks to a 58.1% completion rate, which ranked 7th in the NFL. In 2010, the Dolphins ranked eighth in the NFL in passing defense and featured Pro Bowl safety Yeremiah Bell.

From 2005-07, Bowles was the secondary coach for the Dallas Cowboys, coaching a secondary that compiled 52 interceptions over those three seasons, tying for third-most in the NFC during that span, and ranked fifth in the NFC by holding their opponents to just 310.4 total yards per game. During his time in Dallas, he coached three defensive backs to five Pro Bowl appearances, safeties Roy Williams (2005-07) and Ken Hamlin (2007) and cornerback Terence Newman (2007).

Prior to the Cowboys, Bowles was a four-year defensive assistant for Cleveland (2001-04), serving as both

the secondary coach (2004) and the defensive nickel package coach (2001-03). As secondary coach in 2004, the Browns held their opposition to just 181.3 passing yards per game, which ranked fifth in the league. In 2001, his first year with the Browns, Cleveland's defense set a franchise record with a league-leading 33 interceptions, including 28 from defensive backs and 10 from rookie Anthony Henry.

Bowles began his NFL coaching career as the defense backs coach with the New York Jets in 2000 and coached a secondary that finished sixth in the league in pass defense, allowing 183.3 yards per game.

Following the conclusion of his playing career, Bowles worked in the player personnel department with the Green Bay Packers for two years (1995-96) prior to beginning his coaching career as an assistant under his former Redskins teammate Doug Williams as the defensive coordinator/secondary coach at Morehouse College in 1997 and the defensive coordinator/secondary coach at Grambling State from 1998-99.

One of Bowles' mentors during his career was 2013 Hall of Fame inductee Bill Parcells. Bowles worked under Parcells with the New York Jets in 2000 (Parcells was GM), Dallas Cowboys in 2005-06 (Parcells was head coach) and Miami Dolphins from 2008-10 (Parcells was Executive VP of Football Operations).

A native of Elizabeth, NJ, Bowles attended Temple University, where he was a four-year letterman (1982-85) and a team captain as a defensive back. After going undrafted in the 1986 NFL Draft, Bowles went on to appear in 117 regular season games and recorded 15 interceptions and seven fumble recoveries in his career. He was also a starter for the 1987 Washington Redskins Super Bowl XXII championship team.

Bowles and his wife, Taneka, have a daughter, Sydney, and three sons, Todd Jr., Troy, and Tyson.



## TODD BOWLES COACHING BREAKDOWN

Year	School/Team	Position
1997	Morehouse College	Defensive Coordinator/Secondary
1998-99	Grambling State	Defensive Coordinator/Defensive Backs
2000	New York Jets	Defensive Backs
2001-04	Cleveland Browns	Secondary/Defensive Nickel Package
2005-07	Dallas Cowboys	Secondary
2008-11	Miami Dolphins	Assistant Head Coach/Secondary/ Interim Head Coach (2011)
2012	Philadelphia Eagles	Defensive Coordinator/Defensive Backs
2013-	<b>ARIZONA CARDINALS</b>	<b>DEFENSIVE COORDINATOR</b>

## NFL PLAYING CAREER

Year	Team	Position
1986-90	Washington Redskins	Cornerback/Safety
1991	San Francisco 49ers	Cornerback/Safety
1992-93	Washington Redskins	Cornerback/Safety



## HAROLD GOODWIN OFFENSIVE COORDINATOR

### COLLEGE

Michigan

### DOB

November 14, 1973

### HOMETOWN

Columbia, SC

### CARDINALS | YEARS NFL

1 | 10

## NOTE CARDS

- Named offensive coordinator on 1/21/13 after working as the Indianapolis Colts offensive line coach during the 2012 season. Goodwin worked under AP Coach of the Year Bruce Arians with the Colts.
- In 2012, Goodwin helped the Colts to a nine-win improvement from 2011 (2-14 to 11-5), which matched the third-largest single-season turnaround in NFL history.
- Indy's rookies also combined for 3,108 yards rushing and receiving in 2012, the most of any team since the 1970 AFL-NFL merger according to STATS, LLC.
- The 2013 season will be the seventh consecutive season Goodwin has worked under Cardinals head coach Bruce Arians after previous assignments with Pittsburgh (2007-11) and Indianapolis (2012).
- Played collegiately at Michigan on the offensive line (1992-94) before beginning his coaching career with the Wolverines as a student assistant (1995-96) and a graduate assistant in 1997.
- Brother, Jonathan, is the starting center for the San Francisco 49ers.

Harold Goodwin begins his first season with the Cardinals as offensive coordinator after being hired on 1/21/13. He joins the Cardinals after working as the offensive line coach with the Indianapolis Colts last season. He joined the Colts in 2012 after spending the previous five seasons (2007-11) as an offensive assistant with the Pittsburgh Steelers.

As offensive line coach with the Colts in 2012, Goodwin helped an Indy offense that finished 10th in the NFL (362.4 ypg) and featured rookies that combined 3,108 yards rushing and receiving, the most of any team since the 1970 AFL-NFL merger according to STATS, LLC. Rookie QB Andrew Luck threw for the most passing yards (4,374) by a rookie in NFL history and had an NFL rookie record six 300-

yard passing games. He also led the Colts on seven game-winning drives in the fourth quarter or OT, the most by a rookie QB since the 1970 merger.

Indy's nine-win improvement from 2011 (2-14 to 11-5) matched the third-largest single-season turnaround in NFL history. Rookie running back Vick Ballard ran for 814 yards last season, the sixth-most rushing yards by a rookie in Colts team history.

While with the Steelers as an offensive assistant, Goodwin worked closely with the offensive line, which consistently helped produce one of the NFL's top rushing attacks. During his tenure in Pittsburgh, the Steelers averaged 118.5 rushing yards per game. He helped the Steelers win Super Bowl XLIII and advance to Super Bowl XLV.



In 2010, Goodwin assisted in the development of rookie center Maurkice Pouncey, who started all 16 regular season games, earned a trip to the Pro Bowl and was named to The Sporting News and PFW/ PFWA All-Rookie teams. Pouncey was the first Steelers rookie to start his first NFL game since Marvel Smith in 2000. Pouncey earned Pro Bowl selections in both of his seasons working with Goodwin.

Goodwin got his start in the NFL with the Chicago Bears, spending three seasons as the assistant offensive line coach (2004-2006). During that span, the Bears ranked 10th in the NFL averaging 117.5 rushing yards per game. While coaching the Bears, he faced off against his brother, Jonathan, in the 2006 NFC Championship Game. Jonathan was a reserve lineman with the Saints at the time.

Prior to joining the Bears, Goodwin was the offensive line coach at Central Michigan from 2000-2003, where he worked with future pros Eric Ghiaciu and Adam Kieft. Goodwin also served as the assistant head coach in 2003.

Goodwin began his coaching career at Eastern Michigan where he spent the 1998 season over-

seeing tight ends and offensive tackles. In 1999, he transitioned to coaching the team's offensive line.

A native of Columbia, SC, Goodwin was a guard at Michigan (1992-1994), playing two seasons (1993-94) before a knee injury ended his career.

Following his playing days, he remained in Ann Arbor and spent the next two years (1995-96) as a student assistant before serving as a graduate assistant with the Wolverines in 1997 when Michigan won the national title. During that time, he worked with an offensive line which featured future seven-time Pro Bowler Steve Hutchinson, along with 2001 first round pick Jeff Backus and 1999 second-round selection Jon Jansen.

Goodwin's brother, Jonathan, is currently the starting center for the San Francisco 49ers. Jonathan made the Pro Bowl in 2010 as a member of the New Orleans Saints.

Harold graduated from Michigan in 1996 with a degree in Sports Management/Communications. Goodwin and his wife, Monica, have three children, daughters Kylee and Miya and a son, Bryson.

## HAROLD GOODWIN COACHING BREAKDOWN

Year	School/Team	Position
1995-97	University of Michigan	Graduate Assistant/Student Assistant
1998-99	Eastern Michigan	Tight Ends/Offensive Tackles/Offensive Line
2000-02	Central Michigan	Offensive Line
2003	Central Michigan	Assistant Head Coach/Offensive Line
2004-06	Chicago Bears	Assistant Offensive Line
2007-11	Pittsburgh Steelers	Offensive Assistant
2012	Indianapolis Colts	Offensive Line
2013-	ARIZONA CARDINALS	OFFENSIVE COORDINATOR



## AMOS JONES

### SPECIAL TEAMS COORDINATOR

#### COLLEGE

Alabama

#### DOB

December 31, 1959

#### HOMETOWN

Aliceville, AL

#### CARDINALS | YEARS NFL

1 | 7

### NOTE CARDS

- Hired as special teams coordinator on 2/5/13 after spending six seasons in Pittsburgh; Jones spent his first five seasons with the Steelers as assistant special teams coach and was promoted to Pittsburgh's special teams coach on 8/23/12.
- A veteran of six seasons as an NFL assistant in addition to working 21 seasons as a college assistant.
- Coached at Temple under then head coach Bruce

Arians from 1983-88. He coached tight ends (1983-85) and the defensive line (1986-88), while also coordinating the Owls special teams under Arians.

- Played running back and safety at Alabama under legendary head coach Paul "Bear" Bryant. Jones started his coaching career as a graduate assistant (1981-82) at Alabama in Bryant's final two years as the head coach.

Amos Jones begins his first season as special teams coordinator with the Cardinals after being hired on 2/5/13. He comes to Arizona after working

with Pittsburgh for the past six seasons, including in 2012 when he was promoted to Steelers special teams coach just prior to the beginning of the season.



After joining the Steelers in 2007, Jones served as the assistant special teams coach during his first five seasons in Pittsburgh. On 8/23/12, Jones was promoted to Steelers specials teams coach. Last season, the Steelers featured kicker Shaun Suisham who was 28 of 31 on field goals, and kick returner Chris Rainey who had 1,035 kickoff return yards, the third most in a single season in team history.

While with the Steelers, Jones was instrumental in the development of Antonio Brown, who in 2011 set a franchise record with 2,048 all-purpose yards, with 1,062 of those yards coming on returns. Brown returned his first career touchdown on a punt return for 60 yards and registered an 89-yard kick return for a touchdown as well. Dating back to 1941, he became one of just three Steelers players with at least one punt return for a touchdown and one kick return of a touchdown. Brown finished the 2011 season with a 27.3 yard average on kickoff returns and earned his first trip to the Pro Bowl.

In 2009, the Steelers were the NFL's top kickoff return team, with a franchise record 1,581 return yards. Jones also coached the Steelers to the NFL's top kick coverage unit during the 2008 season. The units were led by Anthony Madison, who led the team with 25 special teams tackles, and Patrick Bailey, who was named the Steelers' Rookie of the Year for his outstanding work on special teams.

Prior to joining the Steelers, Jones spent three years at Mississippi State as special teams/linebackers coach (2004-05) and outside linebackers coach (2006). Under Jones guidance, three linebackers earned freshman All-SEC recognition and two punters earned all-conference honors.

Jones spent the 2003 season at James Madison University where he served as the Dukes tight ends and special teams coach. Prior to James Madison, Jones coached running backs and special teams for four years (1999-2002) at the University of Cincinnati. While at Cincinnati, he helped All-American placekicker Jonathan Ruffin earn the Lou Groza

Award as the nation's top kicker in 2000. During that same span, his punter, Adam Wulfeck earned All-Conference USA honors, and he coached a pair of 1,000-yard rushers. Jones helped the Bearcats reach three bowl games (2000-01 Motor City Bowls, 2002 New Orleans Bowl) during his tenure at Cincinnati.

A veteran assistant coach at the high school, collegiate and professional level, Jones worked one season as an assistant coach with British Columbia of the Canadian Football League (1997), helping guide them to a Western Division playoff berth. He also coached linebackers at Tulane University for two seasons (1995-96) after spending the 1992 season at the University of Pittsburgh as kicking game coordinator.

A former player at Alabama (1978-80), Jones played safety and running back under legendary head coach Paul "Bear" Bryant with the Crimson Tide. He got his start in coaching under Bryant at Alabama as a graduate assistant from 1981-82. He then made the second of his two coaching stints with the Crimson Tide as special teams coach in 1990-91 under head coach Gene Stallings. In 1990 under his guidance, Alabama had the nation's top-rated percentage placekicker (Philip Doyle).


Between his two assignments at Alabama, Jones served under head coach Bruce Arians at Temple University (1983-88). He coached tight ends (1983-85) and the defensive line (1986-88) at Temple, while also coordinating the Owls' special teams.

A graduate of Alabama with a degree in Physical Education and a minor in History, Jones was a member of the 1978 and '79 Tide teams that went 23-1 and earned back-to-back SEC titles, National Championships and Sugar Bowl crowns. Jones later earned his Master's degree in Secondary Education from Alabama.

Jones and his wife Stacey, have four children, daughter Samantha and sons Joshua, Nathan and Jeremy.

## AMOS JONES COACHING BREAKDOWN

Year	School/Team	Position
1981-82	University of Alabama	Graduate Assistant
1983-88	Temple	Special Teams/Defensive Line/Tight Ends
1989	Shades Valley H.S.	Head Coach
1990-91	University of Alabama	Special Teams
1992	University of Pittsburgh	Kicking Game Coordinator
1993-94	Eau Gallie H.S.	Assistant Coach
1995-96	Tulane	Linebackers
1997	British Columbia (CFL)	Assistant Coach
1998	East St. John H.S.	Head Coach
1999-2002	University of Cincinnati	Special Teams/Running Backs
2003	James Madison	Special Teams/Tight Ends
2004-06	Mississippi State	Outside Linebackers/Special Teams/Linebackers
2007-12	Pittsburgh Steelers	Assistant Special Teams
2013-	ARIZONA CARDINALS	SPECIAL TEAMS COORDINATOR



# PETE ALOSI

## ASSISTANT STRENGTH AND CONDITIONING

**COLLEGE**  
Salisbury University

**DOB**  
July 31, 1982

**HOMETOWN**  
Massapequa, NY

**CARDINALS | YEARS NFL**  
4 | 4

Assistant strength and conditioning coach Pete Alosi begins his sixth season with the Cardinals and fourth as a full time coach after being promoted in June, 2010. He spent his first two seasons as a staff assistant under head strength and conditioning coach John Lott after being hired in February, 2008.

Alosi previously served offseason internships with the Cleveland Browns (2006) and New York Giants (2007) before working as a sports performance coach at Arizona State University in 2007.

He played collegiately as a linebacker at Salisbury University (2000-02) before working as a strength and conditioning intern with the Hofstra University football team in the summer of 2003. He then worked as a sports performance coach at Velocity Sports Performance from 2004-05 prior to joining the Browns.

A native of Massapequa, NY, Alosi earned his bachelor's degree in Exercise Science from Salisbury in 2004. His brother, Sal, is the head strength coach at UCLA.

### PETE ALOSI COACHING BREAKDOWN

Year	School/Team	Position
2004-05	Velocity Sports Performance	Sports Performance Coach
2006	Cleveland Browns	Strength and Conditioning Intern
2007	New York Giants	Strength and Conditioning Intern
2007-08	Arizona State University	Assistant Strength and Conditioning
2008–	<b>ARIZONA CARDINALS</b>	<b>ASSISTANT STRENGTH AND CONDITIONING</b>



# JAMES BETTCHER

## OUTSIDE LINEBACKERS

**COLLEGE**  
University of St. Francis (IN)

**DOB**  
December 27, 1980

**HOMETOWN**  
Lakeville, IN

**CARDINALS | YEARS NFL**  
1 | 2

James Bettcher enters his first season with the Cardinals after being hired as outside linebackers coach on 2/5/13. He is in his second season in the NFL after serving as special assistant to the head coach with the Indianapolis Colts in 2012.

Last season, Bettcher assisted Colts head coach Chuck Pagano and 2012 NFL Coach of the Year Bruce Arians, who served as interim coach for 12 games while Pagano was receiving treatment for leukemia. Bettcher assisted with the Colts outside linebackers, helping Robert Mathis get selected to his first Pro Bowl at OLB and fifth selection overall. The Colts improved from 2-14 in 2011 to 11-5 in 2012, tied for the third-largest turnaround in NFL history, and earned a Wild Card berth in the AFC playoffs.

Prior to joining the Colts, Bettcher spent nine

years in the college coaching ranks. In 2011, he served as linebackers coach/special teams coordinator at New Hampshire, and he coached the NCAA FCS leading tackler and 2011 Buck Buchanan Award Winner (FCS National Defensive Player of the Year), Matt Evans. He also helped the Wildcats rank in the top 20 nationally in both punt return and punt coverage.

Bettcher coached defensive ends and special teams at Ball State in 2010, where he helped tutor Robert Eddins who led the team in sacks and earned All-MAC honors. From 2007-2009, Bettcher worked as a defensive assistant/defensive graduate assistant at the University of North Carolina, coaching linebackers and special teams and helped the 2009 team finish sixth in the nation in overall defense.



In 2006, he was a defensive graduate assistant at Bowling Green State University, working with the secondary and special teams units.

His coaching career began at his alma mater, the University of St. Francis (IN), from 2003-05 as special teams coordinator and defensive line coach. He also worked with the strength and conditioning staff and was the head track coach in 2003-04. During his stint at St. Francis, the Cougars made three trips to the playoffs, including two national championship game appearances.

During his playing career at St. Francis as an offensive lineman, Bettcher was a three-time NAIA

All-America Scholar, a three-time Mid-States Football Association Scholar, a two-time NAIA Coaches All-America choice and a two-time Don Hansen's All-America selection. He earned all-conference honors three times and was the recipient of the St. Francis Helmet Award for leadership and coachability in 2002. Bettcher was also a four-time track All-America choice for the Cougars, where he placed second in the shot put at the 2001 NAIA Championships.

Bettcher, a native of Lakeville, IN, was inducted into the St. Francis Hall of Fame in 2012. He and his wife, Erica, have one son, Colton.

## JAMES BETTCHER COACHING BREAKDOWN

Year	School/Team	Position
2003-05	University of St. Francis	Special Teams Coordinator/Defensive Line
2006	Bowling Green	Defensive Graduate Assistant
2007-09	University of North Carolina	Defensive Graduate Assistant
2010	Ball State	Defensive Ends/Special Teams
2011	University of New Hampshire	Linebackers/Special Teams Coordinator
2012	Indianapolis Colts	Special Assistant to the Head Coach
2013-	ARIZONA CARDINALS	OUTSIDE LINEBACKERS



## ANTHONY BLEVINS

### COACHING ASSISTANT/SPECIAL TEAMS

COLLEGE	DOB
Alabama-Birmingham	July 23, 1976
HOMETOWN	CARDINALS   YEARS NFL
Birmingham, AL	1   1

Anthony Blevins enters his first season with the Cardinals and first in the NFL after being hired as a coaching assistant/special teams on 2/14/13.

He spent the 2012 season at his alma mater, the University of Alabama-Birmingham, as cornerbacks coach after spending three seasons at Tennessee State (2009-11) coaching special teams and cornerbacks for the Tigers. He also worked at the University of Tennessee-Martin in 2008 coaching cornerbacks while also serving as recruiting coordinator.

He was a part of the NFL's minority summer coaching internship program with the Indianapolis Colts in 2011, the Cardinals in 2010, and the Chicago Bears in 2008.

Blevins was a three-year letterwinner at UAB as

a cornerback for the Blazers (1995-98). He played professionally for the Mobile Admirals of the Regional Football League (1999), the Birmingham Steeldogs of AFL2 (2000) and for the Birmingham Thunderbolts in the XFL from 2000-01.

He began his coaching career as the secondary coach and team community liaison at Meadowcreek (Gwinnett, GA) High School in 2003-04. From 2005-07 he served as a graduate assistant at Mississippi State, helping coach the wide receivers and defensive backs for the Bulldogs while also assisting the special teams.

A native of Birmingham, AL, Blevins graduated from UAB in 1998 with a bachelor's degree in Sociology and also earned a master's in Instructional Technology.

## ANTHONY BLEVINS COACHING BREAKDOWN

Year	School/Team	Position
2003-04	Meadowcreek H.S.	Secondary
2005-07	Mississippi State	Graduate Assistant
2008	University of Tenn-Martin	Cornerbacks/Recruiting Coordinator
2009-11	Tennessee State	Special Teams/Cornerbacks
2012	Alabama-Birmingham	Cornerbacks
2013-	ARIZONA CARDINALS	COACHING ASSISTANT/SPECIAL TEAMS



# BRENTSON BUCKNER

## DEFENSIVE LINE

**COLLEGE**

Clemson

**DOB**

September 30, 1971

**HOMETOWN**

Charlotte, NC

**CARDINALS | YEARS NFL**

1 | 13

Veteran NFL defensive lineman Brentson Buckner enters his first season with the Cardinals and first year as an NFL assistant after being named defensive line coach on 2/5/13.

A second-round pick (50th overall) of the Pittsburgh Steelers in the 1994 NFL Draft out of Clemson, Buckner played in 174 career games with 127 starts in his 12-year NFL career with Pittsburgh (1994-96), Cincinnati (1997), San Francisco (1998-2000), and Carolina (2001-05). He totaled 31 sacks, two interceptions, five forced fumbles and seven fumble recoveries over his career.

In his second NFL season, Buckner started all 16 games during the regular season and three playoff games in helping the Steelers reach Super Bowl XXX, which was played at Sun Devil Stadium in Tempe, AZ. After three years with the Steelers, he was traded to Kansas City in 1997, but was waived by the Chiefs and claimed by Cincinnati prior to the season.

He signed with the 49ers as a free agent in 1998 and spent three seasons in San Francisco, setting a career high with seven sacks in 2000. He then went to Carolina as a free agent in 2001 and played the final five years of his career with the Panthers.

In 2003, he was a part of one of the league's top defensive lines alongside defensive ends Julius

Peppers and Mike Rucker and defensive tackle Kris Jenkins. The group helped lead the Panthers to Super Bowl XXXVIII, the team's first Super Bowl appearance in franchise history. In that year's NFC Championship Game, Buckner had 1.5 sacks in a 14-3 victory at Philadelphia.

After retiring from the NFL following the 2005 season, Buckner entered the high school coaching ranks in his hometown of Charlotte, NC, serving as the defensive coordinator at Victory Christian High School and then as head coach at Northside Christian Academy from 2008-09. He served as an intern on the defensive coaching staff of the Steelers during training camp each of the last three years (2010-12), and he was named the head coach of the Charlotte Speed of the Professional Indoor Football League in July 2012, but the team folded before playing a game.

Born in Columbus, GA, Buckner played his college football at Clemson (1990-93). A three-year starter, he left ranked third in school history with 22 sacks and fourth with 46 tackles for loss. He helped the Tigers to an ACC Championship in 1991 and a nine-win season in 1993, which was capped off by a 14-13 win over Kentucky in the Peach Bowl when he had 13 tackles and was named defensive MVP. Buckner was named to the Clemson 2013 Athletic HOF class.

### BRENTSON BUCKNER COACHING BREAKDOWN

Year	School/Team	Position
2007	Victory Christian H.S.	Defensive Coordinator
2008-09	Northside Christian Acad.	Head Coach
2013-	ARIZONA CARDINALS	DEFENSIVE LINE

### NFL PLAYING CAREER

Year	Team	Position
1994-96	Pittsburgh Steelers	Defensive End/Defensive Tackle
1997	Cincinnati Bengals	Defensive Tackle
1998-2000	San Francisco 49ers	Defensive Tackle
2001-05	Carolina Panthers	Defensive Tackle



# MIKE CALDWELL

## LINEBACKERS

<b>COLLEGE</b> Middle Tennessee State	<b>DOB</b> August 31, 1971
<b>HOMETOWN</b> Oak Ridge, TN	<b>CARDINALS   YEARS NFL</b> 2   17

Mike Caldwell returns to Arizona to coach the position he played for the Cardinals in 1997. Hired as the team's linebackers coach on 2/5/13, Caldwell enters his 17th season in the NFL, and sixth as an assistant coach after a five-year tenure with the Philadelphia Eagles (2008-12).

After serving as a training camp coaching intern with the Eagles in 2007, Caldwell began his coaching career as a defensive quality control coach with Philadelphia in 2008. He was promoted to assistant linebackers coach in 2010 and elevated to linebackers coach in 2011. During his first season overseeing the linebackers, Caldwell helped developed several young players into key roles, including Jamar Chaney who intercepted three passes to go along with a team-leading 104 tackles. He also integrated two rookies into the rotation – sixth round pick Brian Rolle, who started 13 games and contributed 63 tackles, one sack, and a fumble recovery for a TD, and fourth rounder Casey Matthews. In 2012, Caldwell oversaw standout linebacker DeMeco Ryans, who led the team with 113 tackles and 15 tackles for loss.

A linebacker and special teams standout during his playing days in the league, Caldwell enjoyed an 11-year NFL career with Cleveland (1993-95), Baltimore (1996), Arizona (1997), Philadelphia (1998-2001), Chicago (2002), and Carolina (2003).

He played in 159 career regular season games and posted 14.5 sacks and eight INTs, while also proving to be a top special teams performer. He was voted by his teammates as the Eagles special teams most valuable player in 1998. During his lone season in Arizona in 1997, Caldwell appeared in all 16 games and totaled 33 tackles, two sacks, an INT, a forced fumble and nine special teams tackles.

Born in Oak Ridge TN, Caldwell played collegiately at Middle Tennessee State before being selected in the third round (83rd overall) by the Browns in the 1993 NFL Draft. He earned his degree from Middle Tennessee State in Business Administration. Caldwell and his wife, Sue, have two daughters, Sydnei and Saniah, and a son, Simeon. His niece, Nikki, is the head women's basketball coach at LSU.

### MIKE CALDWELL COACHING BREAKDOWN

Year	School/Team	Position
2008–12	Philadelphia Eagles	Linebackers/Asst. Linebackers/Def. Quality Control
2013–	<b>ARIZONA CARDINALS</b>	<b>LINEBACKERS</b>

### NFL PLAYING CAREER

Year	Team	Position
1993–95	Cleveland Browns	Linebacker
1996	Baltimore Ravens	Linebacker
1997	<b>ARIZONA CARDINALS</b>	<b>LINEBACKER</b>
1998–2001	Philadelphia Eagles	Linebacker
2002	Chicago Bears	Linebacker
2003	Carolina Panthers	Linebacker



# RICK CHRISTOPHEL

## TIGHT ENDS

<b>COLLEGE</b> Austin Peay	<b>DOB</b> October 27, 1952
<b>HOMETOWN</b> Reading, OH	<b>CARDINALS   YEARS NFL</b> 1   1

Veteran collegiate coach Rick Christophel (KRIS-tuh-fell) begins his first season with the Cardinals and first year in the NFL after being hired as tight ends coach on 2/5/13. Christophel joins the Cardinals after spending the past six years (2007-12) as the head coach at his alma mater, Austin Peay State University.

In 2007, Christophel led the Governors to a 7-4 record in his first season at the helm, becoming the first Austin Peay head coach since his mentor, Watson Brown (1979), to win seven games in his initial season. The 7 wins represented the highest total by a Governors scholarship program since the 1984 team went 7-4, and their 5-3 Ohio Valley Conference record were their most league victories since 1980.

Prior to his stint as the head coach at Austin Peay, Christophel amassed more than 25 years of experience as a college assistant.

He spent 12 years (1995-2006) at the University of Alabama-Birmingham, where he served in a variety of roles at the school. He began his tenure in 1995 as offensive coordinator/running backs coach before coaching the team's wide receivers from 1996-98 where he tutored junior receiver Darrius Malone, who set the school's single-season record with an average of 22.1 yards per catch. In 1997, he coached quarterback Kevin Drake, who became the first offensive player in UAB history to go to the NFL when he signed a free-agent contract with the Cardinals.

In 1999, Christophel worked with the Blazers offensive tackles and tight ends before serving as wide receivers coach in 2000, also taking on the title of director of football operations that year. In 2001, Christophel began the first of two stints as defensive coordinator at UAB, helping the Blazers defense lead the country in rushing yards allowed (57.3 ypg), ranking fifth nationally in total defense (265.9 yards), and finishing 16th in scoring defense with (18.7 points per game). From 2002-03 he stepped away from coaching, serving as a senior associate athletics director at the school.

He returned to the sideline in 2004 working with both the offensive and defensive line before becoming the assistant head coach/defensive line in 2005, and serving as the defensive coordinator for the second time at the school in 2006.

Prior to working at UAB, Christophel coached wide receivers at Mississippi State for four seasons (1991-94). From 1993-94, he worked alongside Cardinals head coach Bruce Arians, who was the offensive coordinator for the Bulldogs at the time. During Christophel's tenure at Mississippi State, he coached three future NFL receivers - Eric Moulds, Olanda Truitt, and Willie Harris. The Bulldogs played in three bowl games during that span as well (Liberty Bowl-1991 and Peach Bowl-1993 and 1995).

He coached at Vanderbilt for five seasons (1986-90), holding various titles including offensive backs coach (1986-88), defensive coordinator and middle linebackers coach (1989) and assistant head coach and offensive backs coach (1990).

Before working at Vanderbilt, Christophel coached quarterbacks and running backs at Rice (1984-85) and was the quarterbacks/tight ends coach at Cincinnati in 1983. Prior to that, he was the offensive coordinator at Southern Arkansas State University in 1982 and coached running backs at Austin Peay for three seasons (1979-81).

He got his start in coaching as a graduate assistant at Austin Peay (1975) and then was an assistant coach at Highlands High School (Fort Thomas, KY) from 1976-78.

Christophel was a four-year starter on the Governors football team (1971-74). A two-time captain, he played safety in his first season before switching to play quarterback for his final three years. His brothers, Rob and Randy, also played quarterback at Austin Peay.

He received a bachelor's degree in Business in 1975 and a master's in Education from Austin Peay. A native of Reading, OH, Christophel and his wife, Connie, have three daughters, Chrissy, Carrie and Sara, and four grandchildren.



## RICK CHRISTOPHEL COACHING BREAKDOWN

Year	School/Team	Position
1975	Austin Peay	Graduate Assistant
1976-78	Highlands H.S.	Assistant Coach
1979-81	Austin Peay	Running Backs
1982	Southern Arkansas State	Offensive Coordinator
1983	University of Cincinnati	Quarterbacks/Tight Ends
1984-85	Rice	Quarterbacks/Running Backs
1986-90	Vanderbilt	Assistant Head Coach/Offensive Backs Defensive Coordinator/Middle Linebackers
1991-94	Mississippi State	Wide Receivers
1995-2001	UAB	Offensive Coordinator/Running Backs/ Defensive Coordinator/Wide Receivers/ Tight Ends/Offensive Tackles
2004-06	UAB	Defensive Coordinator/Assistant Head Coach/ Defensive Line/Offensive Line
2007-12	Austin Peay	Head Coach
2013-	ARIZONA CARDINALS	TIGHT ENDS



## DARRYL DRAKE WIDE RECEIVERS

**COLLEGE**  
Western Kentucky

**DOB**  
December 11, 1956

**HOMETOWN**  
Louisville, KY

**CARDINALS | YEARS NFL**  
1 | 10

Darryl Drake enters his first season with the Cardinals and 10th year as an NFL assistant after being named wide receivers coach on 2/5/13. He comes to Arizona after coaching wide receivers the past nine seasons with the Chicago Bears.

While with the Bears in 2012, Drake tutored Pro Bowl wide receiver Brandon Marshall, who set Chicago franchise records with 118 catches for 1,508 yards to go along with 11 TDs. Marshall finished second in the NFL in both receptions and receiving yards behind Detroit's Calvin Johnson.

Throughout his tenure in Chicago, Drake helped develop young talent at the wide receiver position, including Johnny Knox, Earl Bennett and Devin Hester.

In 2011, Knox finished second in the NFL in receiving average (19.6 yards per catch) a year after finishing fifth in the NFL at 18.8 yards per reception. In 2009, Knox's 45 receptions were tied for the most ever by a Bears rookie wide receiver, tied for third all-time by a Chicago rookie and seventh among NFL rookies. His 527 receiving yards that season were fifth most by a rookie in franchise history and ninth among league rookies.

In 2009, the Bears were tied for the fewest dropped passes in the NFL with just 20. During Chicago's Super Bowl run in 2006, the Bears were the

NFL leaders by hauling in 95.9% (282 of 294) of the catchable balls thrown their way. The 12 drops by Chicago's receivers during the season equaled Buffalo for fewest in the league that season.

Prior to joining the Bears in 2004, Drake coached for 21 seasons at the collegiate level. He came to Chicago after six seasons (1998-2003) as the wide receivers coach at the University of Texas, also adding the title of associate head coach on Mack Brown's Longhorns staff prior to the 2003 season.

At Texas, Drake guided three different Longhorn wide receivers to first-team all-Big 12 honors and directed three of the most productive receiving duos in Texas history. While coaching the first three 1,000-yard receivers in the school history, the Longhorns averaged nearly 10 wins a season. Drake mentored first-round draft pick Roy Williams, who finished his UT career as the leading receiver in school history with 251 receptions for 4,017 yards (16.0 yards per reception) and 37 touchdowns. He also coached Wayne McGarity, a fourth-round draft pick of the Dallas Cowboys in 1999.

Prior to working at Texas, Drake spent one season (1997) as the offensive coordinator and quarterbacks coach at Baylor after five seasons coaching wide receivers at Georgia (1992-96). During his time with the Bulldogs, Drake tutored some of the



top receivers in the SEC, including NFL Pro Bowler Hines Ward, Andre Hastings, and Brice Hunter.

Drake began his coaching career at his alma mater, Western Kentucky, as a graduate assistant (1983-84) and spent nine seasons with the Hilltoppers, working with the wide receivers for four seasons (1985-88), the secondary for two years (1989-90) and serving as the passing game coordinator/quarterbacks coach in 1991.

He starred as a wide receiver for WKU in 1975 and during the 1977-78 seasons. He helped the Hilltoppers to an 8-2 record and the Ohio Valley Conference Championship as a senior and was a member of their 11-2 OVC Championship squad that played in

the NCAA Division II Championship game in 1975.

Following his collegiate career, Drake spent time in training camp with the Washington Redskins (1979) and Cincinnati Bengals (1983) in addition to playing one season with the Ottawa Roughriders of the Canadian Football League (1981). The Louisville, KY, native earned his bachelor's degree in Business Management in 1980 and a master's in Counseling in 1984 from Western Kentucky.

Drake was an All-State performer in football and an All-American in both track and field and basketball at Flaget (Louisville, KY) High School. He and his wife, Sheila, have three daughters, Shanice, Felisha, and Marian.

## DARRYL DRAKE COACHING BREAKDOWN

Year	School/Team	Position
1983-91	Western Kentucky	Passing Game Coordinator/Quarterbacks/Secondary/Wide Receivers/Graduate Assistant
1992-96	University of Georgia	Wide Receivers
1997	Baylor	Offensive Coordinator/Quarterbacks
1998-2003	University of Texas	Associate Head Coach/Wide Receivers
2004-12	Chicago Bears	Wide Receivers
2013-	ARIZONA CARDINALS	WIDE RECEIVERS



## KEVIN GARVER OFFENSIVE ASSISTANT

### COLLEGE

Alabama

### DOB

July 28, 1987

### HOMETOWN

Birmingham, AL

### CARDINALS | YEARS NFL

1 | 1

Kevin Garver enters his first season with the Cardinals and first year in the NFL after being hired as an offensive assistant on 2/5/13.

Garver joins the Cardinals after spending the last six years working for the University of Alabama football program under head coach Nick Saban, where he was part of a staff that won three national championships in four years (2009, 2011, and 2012).

He began working with the Crimson Tide football team as a student assistant in February, 2007 after the arrival of Saban and spent three seasons in that role. In 2008, the Tide went undefeated during the regular season and played in the SEC Championship Game, and the following season they went 14-0 and won the BCS National Championship Game.

He then spent the next two seasons as a graduate assistant, helping the Tide win their second BCS National Championship Game in 2011.

Last season, Garver moved into an offensive analyst position and helped Alabama become the first team since Nebraska in 1994-95 to win back-to-back consensus national championships. They ranked second in the SEC and 11th in the country with 38.7 points per game, and quarterback A.J. McCarron led the nation with a 175.3 pass efficiency rating.

He graduated from Alabama with a bachelor's degree in Marketing in 2009 and then earned his master's degree in Marketing in 2012. Garver and his wife, Julie, have one son, Jackson.

## KEVIN GARVER COACHING BREAKDOWN

Year	School/Team	Position
2007-12	University of Alabama	Offensive Analyst/Graduate Assistant
2013-	ARIZONA CARDINALS	OFFENSIVE ASSISTANT



# STEVE HEIDEN

## ASST. SPECIAL TEAMS/ASST. TIGHT ENDS

<b>COLLEGE</b> South Dakota State	<b>DOB</b> September 21, 1976
<b>HOMETOWN</b> Rushford, MN	<b>CARDINALS   YEARS NFL</b> 1   12

Veteran NFL tight end Steve Heiden enters his first season with the Cardinals and first as an NFL assistant coach after being named assistant special teams/assistant tight ends coach on 2/5/13.

After playing in the NFL for 11 seasons (1999-2009), Heiden entered the coaching ranks in 2012 as tight ends coach at Concordia University in St. Paul, MN.

A third-round selection (69th overall) of the Chargers in the 1999 NFL Draft out of South Dakota State, Heiden spent three years in San Diego (1999-2001) before being traded to Cleveland where he played eight seasons with the Browns (2002-09). Over his NFL career, he played in 148 games with 83 starts and he totaled 201 receptions for 1,689 yards and 14 TDs.

With the Browns, Heiden played two seasons (2002-03) under Cardinals head coach Bruce

Arians, who was Cleveland's offensive coordinator at the time.

In 2004, Heiden set a career high with five TD receptions, which included a franchise-record-tying three TDs in one game (@ Cincinnati, 11/28/04). He then enjoyed his most productive season statistically in 2005, when he started 13 games and recorded 43 catches for 401 yards.

A native of Rushford, MN, Heiden played college football at South Dakota State and totaled 112 receptions for 1,499 yards and eight TDs. He earned first-team All-North Central Intercollegiate Athletic Conference honors as a senior in 1998 and was voted second-team All-American by The Sports Network. He is one of only 29 players in school history to be selected in the NFL Draft.

Heiden and his wife, Jessica, have two daughters, Madison and Presley.

### STEVE HEIDEN COACHING BREAKDOWN

Year	School/Team	Position
2012	Concordia University	Tight Ends
2013-	<b>ARIZONA CARDINALS</b>	<b>ASSISTANT SPECIAL TEAMS/ASSISTANT TIGHT ENDS</b>

### NFL PLAYING CAREER

Year	Team	Position
1999-2001	San Diego Chargers	Tight End
2002-2009	Cleveland Browns	Tight End

### ARIZONA MOTOR VEHICLE DIVISION (MVD) OFFERS SPECIAL CARDINALS LICENSE PLATE

Beginning on January 31, 2010, special Cardinals license plates became available to those in Arizona through the state's Motor Vehicle Division. By the end of June, 2011, 27,991 Cardinals plates had already been sold, ranking first among Arizona sports teams (Diamondbacks-9,246, Suns-3,261)



The official license plate is black with the Cardinals birdhead logo. The plates are available both in standard and disability versions. Personalized plates (up to six characters) are also offered. There is an annual special plate fee of \$25 for either a standard or disability numbered Arizona Cardinals plate. The annual fee for a personalized plate is \$50.

Of the annual \$25 plate fee, \$17 is donated to Arizona Cardinals Charities, a 501(c)(3) foundation that funds programs designed to improve the lives of children, women and minorities within the state of Arizona.

The plates are available on-line at [www.azcardinals.com/plates](http://www.azcardinals.com/plates), in person at any Motor Vehicle Division office or Authorized Third Party Provider, or via mail by submitting a completed Special Plate Application.



## FREDDIE KITCHENS QUARTERBACKS

<b>COLLEGE</b> Alabama	<b>DOB</b> November 29, 1974
<b>HOMETOWN</b> Gadsden, AL	<b>CARDINALS   YEARS NFL</b> 7   8

Former Alabama quarterback Freddie Kitchens enters his seventh season on the Cardinals coaching staff and first in the role of quarterbacks coach after his appointment to the position on 2/5/13. He previously served as Arizona's tight ends coach for the past six seasons after joining the team on 2/6/07.

A three-year starter at quarterback for the University of Alabama (1995-97), Kitchens finished his playing career with 4,668 yards and 30 touchdown passes for the Crimson Tide. His offensive coordinator as a senior in 1997 was current Cardinals head coach Bruce Arians. Upon his departure, he ranked third in Alabama history in career attempts, fourth in career passing yards and fifth in career completions. Alabama went 22-13 during those three seasons and went to the 1993 Gator Bowl, 1994 Citrus Bowl, and the 1996 Outback Bowl.

During an OTA practice on June 4th this past summer, Kitchens fell ill and was sent to the training room. After being evaluated by team personnel, he was taken to the hospital where a CT scan revealed a defect to his aorta that required immediate emergency surgery at the Arizona Heart Institute. He is expected to make a full recovery.

He began his NFL coaching career in 2006 with the Dallas Cowboys after seven years of collegiate coaching experience. In 10 years as a player and coach at the college level, Kitchens was a part of teams that captured three conference titles and played in seven bowl games.

Last season, tight end Rob Houser, a third-round pick in the 2011 NFL Draft, had 45 receptions for 417 yards. In franchise history, only two TE's (Jackie Smith and Freddie Jones) had more catches in a season than Houser did in 2012.

In 2011 with the Cardinals, Kitchens oversaw a stable of tight ends that contributed 65 receptions for 712 yards and four touchdowns that season, with free agent acquisition Jeff King tying a career high with three touchdown receptions. In 2007, Kitchens tight end trio of Leonard Pope, Ben Patrick, and Troy Bienemann helped the Cardinals finish with the fifth best passing offense in the NFL as well as helping to record 32 passing touchdowns, a franchise record. As a group, the eight touchdowns caught by the tight ends were the most by the Cardinals since 1988 and the trio also recorded six red

zone touchdowns, helping the Cardinals to the second-best red zone scoring offense in the NFL (94.0%).

With Dallas in 2006, Kitchens helped tutor Pro Bowl tight end Jason Witten to his third consecutive trip to Hawaii. Witten finished the season with 64 receptions for 754 yards (11.8 yard avg.) and one touchdown while starting in all 16 games.

Kitchens came to Dallas after a two-year stint at Mississippi State University where he coached running backs (2005) and tight ends (2004). In 2005, he guided Jerious Norwood, a 2006 third-round NFL Draft choice of the Atlanta Falcons, to a 1,180-yard season, becoming just the second runner to post back-to-back 1,000-yard rushing seasons in school history. Norwood finished his Bulldogs career with a school-record 3,222 career rushing yards. In his first season on the Bulldogs staff in 2004, Kitchens helped implement the West Coast offense that gained tight end Eric Butler All-SEC freshman recognition while setting a Mississippi State single-season record with four touchdown receptions from his tight end position.

He served as the running backs coach at the University of North Texas from 2001-03 and contributed to Mean Green clubs that won three straight Sun Belt Conference titles. In 2003, running back Patrick Cobbs rushed for 1,680 yards and scored 19 touchdowns, earning the Sun Belt Conference Offensive Player of the Year award while also leading the nation with a 152.7 yards per game average. Cobbs went on to play five seasons (2006-2010) in the NFL with Pittsburgh Steelers and Miami Dolphins, collecting 580 all-purpose yards and six touchdowns.

Kitchens joined the North Texas staff after one season as a graduate assistant at LSU (2000) where he served on Nick Saban's first Tiger staff, managing the offensive scout team and helping with special teams. That team went 9-4, including a 28-14 win over Georgia Tech in the Peach Bowl. After a one-year stint playing professionally in Italy in the spring of 1999, he began his coaching career as an assistant at Glenville State College that fall, coaching both running backs and tight ends.

A native of Gadsden, AL, Kitchens earned high school All-America honors and was named Mr. Football in the state of Alabama his senior season. He and his wife, Ginger, have two daughters, Bennett and Camden.

### FREDDIE KITCHENS COACHING BREAKDOWN

Year	School/Team	Position
1999	Glenville State	Offensive Assistant
2000	Louisiana State	Graduate Assistant
2001-03	North Texas	Running Backs
2004	Mississippi State	Tight Ends
2005	Mississippi State	Running Backs
2006	Dallas Cowboys	Tight Ends
2007-	ARIZONA CARDINALS	QUARTERBACKS/TIGHT ENDS





# JOHN LOTT

## STRENGTH AND CONDITIONING COORDINATOR

### COLLEGE

North Texas

### DOB

May 9, 1964

### HOMETOWN

Denton, TX

### CARDINALS | YEARS NFL

7 | 18

John Lott, a 17-year NFL assistant, enters his seventh season in charge of the Cardinals strength and conditioning program and first as strength and conditioning coordinator after he was promoted on 2/5/13. He was originally hired by Arizona as the team's strength and conditioning coach on 1/19/07.

Prior to joining the Cardinals, Lott previously was the strength and conditioning coach with the Cleveland Browns (2005-06) and New York Jets (1997-2004).

A native of Denton, TX, Lott has earned a reputation as one of the NFL's most demanding strength and conditioning coaches, consistently challenging the players with off-the-field preparation both during the season and off-season. A frequent contributor at the NFL scouting combine in Indianapolis, Lott was recognized in February of 2009 at the combine as the Cybex Professional Strength and Conditioning Coach of the Year by the Professional Football Strength and Conditioning Coaches Society. He was also honored as the 2001 Powermag All-NFL Team Top Strength Coach by Power Magazine.

During his first season in Arizona in 2007, Lott was responsible for overseeing the redesign of the team's weight room. The weight room was completely made over during a six-week span at the cost of several hundred thousand dollars to update equipment and the overall look.

Lott's programs stress Olympic movements, as well as strength and speed development, and he has also devised strict individual in-season programs to help the players increase their overall stamina and endurance.

He originally joined the Jets in 1997 after serving as the head strength and conditioning coach at the University of Houston for six years (1991-96) where he supervised the strength and conditioning program for all 14 varsity sports with a primary focus on football, men's basketball, men's and women's track and

field and the nationally ranked men's golf team. During his tenure at Houston, Lott designed and oversaw the construction of a state-of-the-art 17,000-square foot weight room (the largest in the country at the time of its completion).

Prior to his work at Houston, Lott served two years (1989-90) in the same capacity at his alma mater, the University of North Texas, overseeing all 11 varsity sports programs as the school's first strength coach. Lott has a strong track background, having worked as the strength and conditioning coach of the Santa Monica Track Club and trained Olympic gold medalists Carl Lewis, Leroy Burrell, and Mike Marsh. Lott also worked with the 1992 and 1996 Indonesian National track teams, as well as with select members of the Japanese National track team in preparation for the Olympics in 1992 and 1996. Overall, the athlete he tutored garnered six world records and 12 Olympic medals.

He played for the Pittsburgh Steelers in 1987 under head coach Chuck Noll and went to training camp with the New York Jets in 1988. Lott was a standout offensive lineman at North Texas where he earned four varsity letters and was named All-Conference twice and All-America his senior year. He was twice voted "Most Dedicated" and was a two-time team captain by his teammates and graduated as the strongest man in school history.

Lott earned his bachelor's degree in Corporate Fitness in 1988 with minors in Biology and Kinesiology and later earned his master's in Physical Education from Crescent City Christian College in 1990. He served as assistant strength and conditioning coach at the University of Texas in 1988. He also appeared in a minor role in the film Necessary Roughness, which was shot on the North Texas campus.

Lott and his wife Kim have a son, Jasper Ryan, and a daughter, Kaitlyn Grace.

## JOHN LOTT COACHING BREAKDOWN

Year	School/Team	Position
1988	University of Texas	Assistant Strength and Conditioning
1989-90	North Texas	Strength and Conditioning
1991-96	University of Houston	Strength and Conditioning
1997-2004	New York Jets	Strength and Conditioning
2005-06	Cleveland Browns	Strength and Conditioning
2007-	ARIZONA CARDINALS	STRENGTH AND CONDITIONING COORDINATOR

## NFL PLAYING CAREER

Year	Team	Position
1987	Pittsburgh Steelers	Center/Guard



# STUMP MITCHELL

## RUNNING BACKS

<b>COLLEGE</b> The Citadel	<b>DOB</b> March 15, 1959
<b>HOMETOWN</b> Kingsland, GA	<b>CARDINALS   YEARS NFL</b> 10   21

A standout running back and return specialist for nine seasons with the Cardinals (1981-89), Lyvonia "Stump" Mitchell enters his first season as running backs coach after being hired on 2/5/13. Beginning his 12th season as an NFL assistant, Mitchell returns to the NFL coaching ranks after working as head coach at Southern University.

Mitchell was the head coach at Southern from 2010-12, and was re-assigned within the program following a 0-2 start to the '12 season. Prior to his tenure at Southern, Mitchell spent two seasons as the running backs coach for the Washington Redskins (2008-09). During his first season with the Redskins, Mitchell oversaw the NFL's eighth-ranked rushing attack and Clinton Portis, who was selected to the Pro Bowl that season, piled up 1,487 yards, which at the time was the second-highest single season total in franchise history. He also tutored FB Mike Sellers, who joined Portis in the Pro Bowl in 2008.

He began his NFL coaching career in 1999, serving nine years as the running backs coach for the Seattle Seahawks under head coach Mike Holmgren. Mitchell coached a 1,000-yard rusher in each of his first seven seasons with Seattle (Ricky Watters and Shaun Alexander). Under Mitchell's tutelage, Alexander was a three-time Pro Bowler and was named 2005 NFL MVP after leading the NFL with a franchise record 1,880 rushing yards and setting a then-NFL record with 28 TDs (NFL record 27 rushing TDs, 1 receiving TD). In 2004, Alexander led the NFC with 1,696 rushing yards and 20 TDs. During the 2003 season, Mitchell helped Alexander reach his first career Pro Bowl after rushing for 1,435 yards, and in 2002, Alexander had 16 rushing TDs. Alexander's backfield teammate, fullback Mack

Strong, was also voted to the Pro Bowl in 2005 and 2006 under Mitchell's guidance.

Mitchell joined the Seahawks following three years as head coach of Morgan State University (1996-98). He originally joined the MSU staff in 1995 as offensive coordinator before being promoted the following year. Under Mitchell's tutelage, the Bears boasted a strong rushing attack that averaged 148.9 yards per game in 1997.

A ninth round selection (226th overall) by the Cardinals in the 1981 NFL Draft, Mitchell spent his entire nine-year NFL career with the Cardinals. He currently holds the franchise record with 11,988 all-purpose yards and ranks second all-time in rushing yards (4,649), punt return yards (1,377) and kickoff return yards (4,007), while also adding 1,955 career receiving yards. Mitchell's 42 career TDs are tied for the 10th best total in team annals. Throughout his career, Mitchell posted 14 100-yard rushing games and finished with a 4.7-yard average, which ranks as the second-highest career mark in team history. He posted a 5.6-yard rushing average in 1981, earning All-Rookie honors from Pro Football Weekly, who also awarded him All-NFC honors as a kickoff returner in 1984.

In addition to his success on the field, Mitchell was also honored with the Chuck Drulis Award in 1982 and the Byron "Whizzer" White Humanitarian Award in 1984 for his work in the community.

Mitchell's coaching career began in the spring of 1991, when he served as the running backs coach of the San Antonio Rough Riders of the World League of American Football (WLAF). He then accepted the head coaching position at Casa Grande (AZ) High School (1991-94), where he led the team to the state playoffs in his second year.

### STUMP MITCHELL COACHING BREAKDOWN

Year	School/Team	Position
1991	San Antonio Rough Riders (WLAF)	Running Backs
1991-94	Casa Grande H.S.	Head Coach
1995	Morgan State	Offensive Coordinator
1996-98	Morgan State	Head Coach
1999-07	Seattle Seahawks	Running Backs
2008-09	Washington Redskins	Running Backs/Assistant Head Coach
2010-12	Southern University	Head Coach
2013-	<b>ARIZONA CARDINALS</b>	<b>RUNNING BACKS</b>

### NFL PLAYING CAREER

Year	Team	Position
1981-89	<b>ST. LOUIS/PHOENIX CARDINALS</b>	<b>RUNNING BACK/RETURN SPECIALIST</b>



# TOM PRATT

## PASS RUSH SPECIALIST

<b>COLLEGE</b> Miami (FL)	<b>DOB</b> June 21, 1935
<b>HOMETOWN</b> Beloit, WI	<b>CARDINALS   YEARS NFL</b> 1   35

Veteran assistant coach Tom Pratt enters his first season with the Cardinals as pass rush specialist and 35th season as an NFL assistant after being hired on 2/5/13. Only Pittsburgh's Dick LeBeau (41st season) and Houston's Wade Phillips (37th season) have more experience among active NFL coaches.

Pratt, who began his professional coaching career with Kansas City in 1963, helped the Chiefs win AFL championships in 1966 and 1969 and reach Super Bowl I and Super Bowl IV. He has coached four players who have been inducted into the Pro Football Hall of Fame (Buck Buchanan, Derrick Thomas and 2013 selections Curley Culp and Warren Sapp).

Pratt is also the only current coach in the league to own the distinction of coaching in the NFL in six different decades – '60s, '70s, '80s, '90s, '00s, and '10s. He is also the only active NFL assistant to have coached in the American Football League.

He comes back to coaching after spending the past three years serving as a defensive coordinator consultant with IMG Academies in Florida, helping to train draft eligible players for the NFL. His last job in the league was as the assistant defensive line coach with the Chiefs in 2000, helping out while defensive line coach Bob Karmelowicz was being treated for cancer. That was Pratt's third different stint with Kansas City (1963-77, 1989-94, 2000).

During his first stop with the Chiefs, Pratt had a hand in molding some of the finest defensive performers to ever wear a Kansas City uniform. In the 1960s, when Pratt served as an assistant under Hall of Fame coach Hank Stram, the Chiefs defensive front helped the club win its lone World Championship in 1969 with a 23-7 victory over Minnesota in Super Bowl IV.

Hall of Fame tackles Buck Buchanan and Curley Culp combined with ends Jerry Mays and Aaron Brown to form arguably the finest defensive front in the AFL's 10-year history. Buchanan, who passed away in 1992, was inducted into the Pro Football Hall of Fame in 1990, and Culp was selected as a member of the 2013 Pro Football Hall of Fame class.

After his initial 15-year stay in Kansas City, Pratt coached the defensive line with the New

Orleans Saints (1978-80) and Cleveland Browns (1981-88) before returning to the Chiefs for another six seasons (1989-94) under Marty Schottenheimer. While in Cleveland, he worked with defensive tackle Bob Golic, who was a three-time Pro Bowl selection (1985-87), and defensive end Reggie Camp, who had 14 sacks in 1984 and accumulated 29.5 sacks from 1984-86.

In his second stint with the Chiefs as defensive line coach (1989-94), Pratt tutored the late Derrick Thomas, a 2009 Hall of Fame inductee. Even though Thomas was listed as a linebacker, he played the Chiefs "rushbacker" position in 1993 and worked with Pratt on the defensive line. Thomas made his fifth straight Pro Bowl appearance that season as Kansas City advanced to the AFC Championship Game. Defensive end Neil Smith also flourished under Pratt, recording four straight Pro Bowl berths under his guidance (1991-94), while defensive tackle Dan Saleaumua earned first-team Pro Football Weekly All-Pro honors in 1990.

Pratt spent the 1995 season as defensive line coach with Tampa Bay, tutoring defensive tackle Warren Sapp in his rookie season, before coaching at the United States Coast Guard Academy in 1997. He then spent two years (1998-99) as a football ambassador to the Far East, coaching in Osaka, Japan for the Asahi Challengers in the Japanese Company League of American football. He returned to work with the Challengers for the 2000 season as they won the Japanese Super Bowl. He also served as a consultant at Kyoto University in Japan from 2002-04.

He was a collegiate linebacker at the University of Miami from 1953-56, where Stram was an assistant coach at the time. Pratt earned All-American honors in 1956, and he was inducted into the University of Miami Sports Hall of Fame in 1991.

After graduating from Miami in 1957 with a degree in Education, he stayed at his alma mater as an assistant for four years (1957-60). He then coached at the University of Southern Mississippi from 1961-62 before joining Stram's staff in Kansas City in 1963.

Pratt and his wife, Hope, have three children, daughters Kendra and Shana, and son Tyler, and seven grandchildren.



## TOM PRATT COACHING BREAKDOWN

Year	School/Team	Position
1957-60	University of Miami	Guards/Defensive Tackles
1961-62	Southern Mississippi	Defensive Coordinator/Offensive Line
1963-77	Kansas City Chiefs	Defensive Line
1978-80	New Orleans Saints	Defensive Line
1981-88	Cleveland Browns	Defensive Line
1989-94	Kansas City Chiefs	Defensive Line
1995	Tampa Bay Buccaneers	Defensive Line
1997	U.S. Coast Guard Academy	Defensive Coordinator
1998-99	Asahi Challengers (Japan)	Consultant
2000	Kansas City Chiefs	Assistant Defensive Line
2000-01	Asahi Challengers (Japan)	Consultant
2002-04	Kyoto University (Japan)	Consultant
<b>2013-</b>	<b>ARIZONA CARDINALS</b>	<b>PASS RUSH SPECIALIST</b>



## NICK RAPONE DEFENSIVE BACKS

COLLEGE	DOB
Virginia Tech	April 25, 1956
HOMETOWN	CARDINALS   YEARS NFL
New Castle, PA	1   1

Long-time college coach Nick Rapone (ruh-pon-e) enters his first season with the Cardinals and first year in the NFL after being named defensive backs coach on 2/5/13.

Rapone, a veteran of 34 seasons as a football coach, including 30 as a collegiate assistant, joins the Cardinals after spending the last seven years (2006-12) at the University of Delaware as defensive coordinator and defensive backs coach.

At Delaware, he was a part of two NCAA national runner-up squads, including the 2010 season when he helped lead the Blue Hens to a 12-3 record and a share of the Colonial Athletic Association title. For his coaching efforts that season, Rapone was named the 2010 FootballScoop NCAA Division I FCS Coordinator of the Year.

That season, he helped lead a unit that led the nation in scoring defense (12.1 points per game), ranked fifth in total defense (280.7 yards allowed per game), and was 12th in rushing defense (105.3). The secondary included four All-CAA performers, including All-American selections Anthony Walters and Anthony Bratton at safety. The Hens also ranked ninth in the nation in passing efficiency defense (102.7) and the team's 21 interceptions were the third highest total in the nation at the FCS level.

He helped the Blue Hens to another outstanding season in 2007 when Delaware went 11-4 and advanced to the NCAA Division I FCS title game with quarterback Joe Flacco. The Blue Hens also captured the Lambert Cup Trophy as the top team in the East and were named the ECAC Team of the Year.

A native of New Castle, PA, Rapone was an All-State receiver at New Castle High School prior to attending Virginia Tech where he was a four-year letterman for the Hokies (1974-77). While at Virginia Tech, he played with Cardinals head coach Bruce Arians in 1974 when Arians was a senior and Rapone was a freshman. Arians then served as a graduate assistant (1975-76) and running backs coach (1977) while Rapone played for the Hokies.

Rapone began his coaching career as a graduate assistant at the University of Pittsburgh in 1979 where he worked as the secondary coach for two seasons before serving as defensive backs coach at East Tennessee State (I-AA) from 1981-82. He then reunited with Arians as part of his coaching staff at Temple. Rapone coached the Owls secondary for six seasons (1983-88) while also serving as defensive coordinator from 1985-88.

He returned to Pitt in 1989 and was a member of the staff for four years (1989-92) as defensive backs coach, doubling as defensive coordinator in 1992. Rapone then became the head coach at his alma mater, New Castle High School, for two seasons (1993-94).

Rapone then returned to the college game in 1995 at then I-AA University of Connecticut under head coach Skip Holtz. He served as defensive coordinator and secondary coach for four seasons, leading the Huskies to the I-AA playoffs for the first time in school history in 1998. That squad was ranked No. 7 in the final The Sports Network Top 25 poll and was led by a defense that forced 29 turnovers on the season.

He then returned for his second tenure at Temple and served as defensive backs coach and kickoff coverage coach for seven years (1999-2005). The Owls were one of only eight teams in the nation to rank in the top 20 in total defense in both 2001 and 2002.

Rapone earned his bachelor's degree in Education from Virginia Tech in 1979 and his master's degree in Education from Pittsburgh in 1981. He has two daughters, Johanna and Mary.

## NICK RAPONE COACHING BREAKDOWN

Year	School/Team	Position
1979-80	University of Pittsburgh	Graduate Assistant
1981-82	East Tennessee State	Defensive Backs
1983-88	Temple	Defensive Coordinator/Secondary
1989-92	University of Pittsburgh	Defensive Coordinator/Defensive Backs
1993-94	New Castle (PA) High School	Head Coach
1995-98	University of Connecticut	Defensive Coordinator
1999-2005	Temple	Secondary
2006-12	University of Delaware	Defensive Coordinator/Defensive Backs
2013-	<b>ARIZONA CARDINALS</b>	<b>DEFENSIVE BACKS</b>



## KEVIN ROSS CORNERBACKS

### COLLEGE

Temple

### DOB

January 16, 1962

### HOMETOWN

Paulsboro, NJ

### CARDINALS | YEARS NFL

1 | 22

Former Pro Bowl defensive back Kevin Ross begins his first season with the Cardinals as cornerbacks coach after being hired on 2/5/13. A 14-year NFL veteran, Ross has seven years of coaching experience in the NFL after previous jobs with Oakland (2010-11), San Diego (2007-08), and Minnesota (2003-05). In Arizona, Ross reunites with head coach Bruce Arians, under whom he played as a team captain during his senior season at Temple in 1983.

Entering his 22nd NFL season, Ross last coached in the NFL from 2010-11 as the safeties coach for the Oakland Raiders. During his two seasons in Oakland, the Raiders recorded 30 INTs and Ross oversaw a unit that recorded 10 INTs during the 2010 campaign.

Ross' tenure in Oakland followed one season as an assistant for the New York franchise in the United Football League (2009). From 2007-08, Ross assisted in coaching defensive backs for the San Diego Chargers. In 2007, the Chargers led the NFL in INTs during both the regular season (30) and post-season (six). The 30 INTs during the regular season were the most by a San Diego defense in 38 years and it marked the first time a Chargers defense ever led the NFL in INTs.

He began his NFL coaching career when he went to training camp with the Minnesota Vikings in 2002 as part of the NFL's Minority Coaching and Administrative Fellowship Program. In 2003, he was hired as the Vikings assistant secondary coach,

where he served through the 2005 season. In his first season in Minnesota, the Vikings ranked second in the NFL with 28 INTs. In his second season in Minnesota, the Vikings advanced to the NFC Divisional Playoffs.

Ross played defensive back in the NFL for 14 seasons (1984-97) and was a two-time Pro Bowl selection. He was selected by Kansas City in the seventh round (173rd overall) of the 1984 NFL Draft and made an immediate impact with the Chiefs as a rookie when he posted a career-high six INTs to earn consensus All-Rookie honors. He played 11 seasons in Kansas City (1984-93; 1997), earning Pro Bowl selections in 1989 and 1990. He played two seasons in Atlanta (1994-95) and one with San Diego (1996). He retired from the NFL following the 1997 season with 1,142 tackles, 38 INTs and two touchdowns. He was inducted into the Chiefs Hall of Fame in 2011.

Prior to joining the NFL coaching ranks, Ross spent four years coaching high school football, two at Camden High School (1999-00) and two at Woodrow Wilson High (2001-02) in his native Camden, N.J.

Ross was an All-State and all-conference linebacker and running back at Paulsboro (N.J.) High School and a four-year letterman at Temple (1980-83). While at Temple, Ross appeared in 39 games and totaled 249 tackles with 13 INTs. Ross has three daughters, Celia, Cherrille, and Cassidy, and two sons, Jovair and Kevin, Jr.





## KEVIN ROSS COACHING BREAKDOWN

Year	School/Team	Position
1999-00	Camden H.S.	Assistant Coach
2001-02	Woodrow Wilson H.S.	Assistant Coach
2003-05	Minnesota Vikings	Secondary
2007-08	San Diego Chargers	Assistant Secondary/Quality Control
2009	New York Sentinels (UFL)	Assistant Coach
2010-11	Oakland Raiders	Safeties
<b>2013-</b>	<b>ARIZONA CARDINALS</b>	<b>CORNERBACKS</b>

## NFL PLAYING CAREER

Year	Team	Position
1984-93	Kansas City Chiefs	Defensive Back
1994-95	Atlanta Falcons	Defensive Back
1996	San Diego Chargers	Defensive Back
1997	Kansas City Chiefs	Defensive Back



# RYAN SLOWIK

## DEFENSIVE ASST./ASST. DEFENSIVE BACKS

COLLEGE	DOB
Wisconsin-Oshkosh	December 27, 1980
HOMETOWN	CARDINALS   YEARS NFL
Vernon Hills, IL	5   9

Ryan Slowik enters his fifth season with the Cardinals and first as defensive assistant/assistant defensive backs following his appointment on 2/5/13. He previously served as outside linebackers coach in 2012 after spending three years as defensive quality control coach, assisting with the team's linebackers, after joining the organization on 3/2/09. Slowik came to the Cardinals in 2009 after working the previous four seasons with the Denver Broncos.

With the Cardinals last season, he helped an Arizona defense that finished with the NFL's 5th ranked passing unit while also collecting 33 total takeaways, the fourth-best total in the league in 2012.

He joined the Broncos in 2005 as a defensive assistant and worked two seasons in that capacity before working as a special teams assistant in 2007 and then as the assistant defensive backs coach in 2008.

In 2007, Slowik assisted veteran NFL special teams coach Scott O'Brien in the instruction of Denver's special teams. Broncos kicker Jason Elam became the first kicker since the 1970 NFL-AFL merger to convert four walk-off, game-winning field goals in the same season with two in regulation and two in overtime.

In 2005-06, Slowik worked closely with the Broncos defensive backs as cornerback Champ Bailey was the runner-up for NFL Defensive Player of the Year in 2006 after tying for the NFL lead with 10 interceptions and leading the league with 11 takeaways.

In 2005, Denver's secondary totaled 20 interceptions, the most by the team in four years. Bailey was named first-team All-Pro and joined safety John Lynch in being selected to the Pro Bowl.


A former strong safety in college at the University of Wisconsin-Oshkosh (2002-03), Slowik began his playing career at Youngstown State before transferring to UW-Oshkosh. Slowik then worked as an assistant secondary coach for UW-Oshkosh in 2004. His secondary played a key role in the Titans posting the ninth best turnover margin in Division III that season.

Slowik's father, Bob, is a 21-year NFL assistant who currently is the linebackers coach for the Washington Redskins.

Slowik was born in Gainesville, FL and attended Adlai Stevenson (Lincolnshire, IL) High School. He and his wife, Valerie, have a son, Tye, and a daughter, Averie.

## RYAN SLOWIK COACHING BREAKDOWN

Year	School/Team	Position
2004	University of Wisconsin-Oshkosh	Assistant Secondary
2005-08	Denver Broncos	Def. Asst./Special Teams Asst/Asst Def. Backs
2009-12	Arizona Cardinals	Outside Linebackers/Def. Quality Control
<b>2013-</b>	<b>ARIZONA CARDINALS</b>	<b>DEFENSIVE ASST./ASST. DEFENSIVE BACKS</b>



# LARRY ZIERLEIN

## ASSISTANT OFFENSIVE LINE

<b>COLLEGE</b> Fort Hays State College	<b>DOB</b> July 12, 1945
<b>HOMETOWN</b> Lenora, KS	<b>CARDINALS   YEARS NFL</b> 1   9

Larry Zierlein (ZURL-line) enters his first season with the Cardinals and ninth in the NFL after he was hired as assistant offensive line coach on 2/5/13.

Zierlein previously coached in the NFL as the offensive line coach with Pittsburgh (2007-09), the assistant offensive line coach with Buffalo (2006) and the offensive line coach with Cleveland (2001-04).

While in Pittsburgh, Zierlein helped the Steelers win Super Bowl XLIII in addition to ranking third in the NFL in rushing with 2,168 yards in 2007. Running back Willie Parker finished fourth in the league with 1,316 rushing yards that season, earning a Pro Bowl selection, while guard Alan Faneca was selected to his seventh consecutive Pro Bowl.

The Steelers had two 1,000-yard backs in three seasons with Zierlein in charge of the offensive line (Parker with 1,316 yards in 2007 and Rashard Mendenhall had 1,108 yards in 2009).

Prior to his one-year stint in Buffalo, Zierlein helped Cleveland's offensive average 4.1 yards per rush and 104.4 rushing yards per game in 2003. During his stops in both Pittsburgh and Cleveland, Zierlein worked under then offensive coordinator Bruce Arians.

Zierlein, who has 38 years of coaching experience at the high school, collegiate and professional level, spent four seasons as offensive line coach for the University of Cincinnati (1997-2000) and added the title of running game coordinator in 2000. He helped Cincinnati set a Conference USA rushing record with 215.5 yards per game in 1997, and his 1999 offensive

line set a school record by allowing just eight sacks, the fewest in the nation that year, despite having four first-year starters.

In addition to his tenure at Cincinnati, Zierlein had two stints as the offensive line coach at Tulane (1995-96 and 1988-90), spent two seasons at Louisiana State (1993-94) and served as offensive line coach at the University of Houston (1978-86) for nine seasons.

Zierlein gained experience at the professional level as co-offensive coordinator and offensive line coach for the New York/New Jersey Knights of the World League of American Football (WLAF) in 1991-92 and as an assistant coach for the Washington Commandos of the Arena Football League in 1987. He also worked as offensive line coach with the Hartford Colonials in the United Football League in 2011.

In addition to coaching, Zierlein also served in the United States Marine Corps from 1966-68, including a one-year tour of duty in Vietnam (1967).

A 1971 graduate of Fort Hays (KS) State College after playing defensive end, Zierlein began his coaching career at his alma mater as a graduate assistant/linebackers coach. After two years at Fort Hays State, he spent six years at the high school level, coaching at Abernathy (TX) High School from 1972-74 and Lamar Consolidated (TX) High School from 1975-77.

A native of Lenora, KS, Zierlein and his wife, Marcia have three children, sons Lance and Mike and daughter Nicci, nine grandchildren and one great grandchild.

### LARRY ZIERLEIN COACHING BREAKDOWN

Year	School/Team	Position
1970-71	Fort Hays State College	Linebackers/Graduate Assistant
1972-74	Abernathy H.S.	Head Coach/Assistant Coach
1975-77	Lamar Consolidated H.S.	Offensive Line
1979-86	University of Houston	Offensive Line
1987	Washington Commandos (Arena)	Assistant Coach
1988-90	Tulane	Offensive Line
1991-92	NY/NJ Knights (WLAF)	Offensive Coordinator/Offensive Line
1993-94	Louisiana State	Offensive Line
1995-96	Tulane	Offensive Line
1997-2000	University of Cincinnati	Offensive Line/Running Game Coordinator
2001-04	Cleveland Browns	Offensive Line
2006	Buffalo Bills	Assistant Offensive Line
2007-09	Pittsburgh Steelers	Offensive Line
2011	Hartford Colonials (UFL)	Offensive Line
2013-	<b>ARIZONA CARDINALS</b>	<b>ASSISTANT OFFENSIVE LINE</b>



# JASON LIGHT

## VICE PRESIDENT, PLAYER PERSONNEL

**COLLEGE**  
Nebraska-Wesleyan

**CARDINALS | YEARS NFL**  
3 | 18

**HOMETOWN**  
Fremont, NE

Jason Licht (pronounced LIGHT) enters his third season with the Cardinals and first as Vice President, Player Personnel after being promoted on January 22, 2013. He re-joined the team in May, 2012 as Director, Player Personnel after spending three seasons (2009-11) as the Director of Pro Personnel with the New England Patriots. Licht worked for one season as a personnel executive with Arizona in 2008.

In his new role, Licht will take on an increased role in both college and pro personnel evaluation and also with contract negotiations.

Prior to working with the Cardinals in 2008, Licht spent five years (2003-07) with the Philadelphia Eagles, including the final two years as Vice President of Player Personnel. During Licht's career, he has worked with four Super Bowl teams (New England—XLVI, XXXVI, Arizona—XLIII, and Philadelphia—XXXIX)

Licht joined the Eagles in 2003 as the club's assistant director of player personnel until being promoted in 2006. He came to Philadelphia after a four-year stint as a member of New England's player

personnel staff. He was hired by the Patriots in 1999 as a college scout and was elevated to national scout in 2001 and then to assistant director of player personnel in 2002.

He started his NFL career in Miami from 1995-96, serving as an assistant in the college and pro personnel scouting departments for the Dolphins before becoming an offensive assistant/quality control coach in 1996. In 1997, he worked for National Football Scouting (NFS), a college football scouting service, before joining Carolina's scouting staff in 1998.

An all-conference defensive tackle at Nebraska-Wesleyan where he played in 1993-94, he was originally a walk-on at the University of Nebraska and played linebacker on the freshman team in 1989. He switched to guard for two years (he redshirted in 1990 and lettered in 1991) before transferring. Licht earned a bachelor's degree in Biology/Pre-Med from Nebraska-Wesleyan.

A graduate of Yuma (CO) High School, Licht was born in Fremont, NE. He and his wife, Blair, have a son, Charlie, and a daughter, Zoe.



# MIKE DISNER

## DIRECTOR, FOOTBALL ADMINISTRATION

**COLLEGE**  
Williams College

**CARDINALS | YEARS NFL**  
1 | 7

**HOMETOWN**  
West Bloomfield, MI

Mike Disner (pronounced DIZZ-ner) enters his first season with the Cardinals after being hired as Director, Football Administration in February, 2013. He comes to the Cardinals from the NFL Management Council where he served the past four years as Labor Operations Manager (2012) and Labor Operations Coordinator (2009-11).

Disner has an extensive background and experience in salary cap regulations and player contract compliance. While at the NFL Management Council, Disner was an active participant in negotiations in helping to develop the most recent Collective Bargaining Agreement. He also helped develop

the rookie system, managed the salary cap reconciliation process and developed analytical tools to assist clubs in decision-making processes.

Prior to working for the NFL Management Council, Disner worked with the New England Patriots for two years after beginning his professional career as a scouting assistant in 2007. He interned with the Patriots for two summers (2005 and '06) while working on his degree in Economics which he received from Williams College (MA) in 2007.

The West Bloomfield, MI native played baseball at Williams College where he was a two-year starter as a pitcher.



## QUENTIN HARRIS

### DIRECTOR, PRO SCOUTING

#### COLLEGE

Syracuse

#### CARDINALS | YEARS NFL

10 | 11

#### HOMETOWN

Wilkes-Barre, PA

Former Cardinals safety Quentin Harris begins his sixth season in Arizona's scouting department and first as Director, Pro Scouting after being promoted in May, 2013. Originally hired in June, 2008 as a pro scout, Harris was first elevated to Assistant Pro Personnel Director in 2010. A free safety for four seasons with the Cardinals (2002-05), Harris began his scouting career in 2008 after finishing his NFL playing days with the Denver Broncos in 2007.

Harris was signed by the Cardinals as an undrafted rookie free agent on May 3, 2002 out of Syracuse and appeared in 54 games over four seasons, including six starts. He led the Cardinals in special teams tackles for two consecutive seasons (19 in 2004, 24 in 2005) before signing as a free agent with the New York Giants in 2006. After being waived by the Giants following training camp, Harris was signed by the Broncos later that season and appeared in six games.

He finished his NFL career with 50 tackles (42 solos), a sack, an interception, five passes

defensed, a forced fumble, a fumble recovery and 58 special teams tackles in 60 career games (six starts).

Harris was a four-year starter at free safety for Syracuse where he finished his Orange career with 327 tackles (183 solos), four forced fumbles, four fumble recoveries and 10 interceptions in 42 career games. Harris left Syracuse ninth in school history for career interceptions while also being chosen as an honorable mention All-American, first-team All-Big East conference selection and a second-team choice from the conference's coaches as a senior in 2001.

Harris was an honorable mention All-America selection at Wyoming Seminary Upper School in Kingston, PA. He received a bachelor's degree in Information Studies from Syracuse in 2001.

Harris and his wife Tara have a daughter, Aliyah, and two sons, Amani and Elijah, and the family resides in Phoenix, AZ.



## DRU GRIGSON

### DIRECTOR, COLLEGE SCOUTING

#### COLLEGE

Northern Iowa

#### CARDINALS | YEARS NFL

6 | 6

#### HOMETOWN

Highland, IN

Dru Grigson begins his first season as Director, College Scouting after being promoted in May, 2013. He is entering his sixth season with the Cardinals after originally joining the team as an area scout in June, 2008 following a year with the Montreal Alouettes (CFL) as a scout.

Grigson was promoted to regional scout in 2010 and was in charge of scouting the eastern half of the country after previously scouting the central and southeast regions during his first season with Arizona and scouting the Midwest and eastern sections in his second season.

A Highland, IN native, Grigson was a linebacker/defensive end at New Mexico State from 1997-99 before transferring to the University of Northern Iowa in 2000. He finished his collegiate playing career at William Penn University in 2002 as he recorded 54

tackles, 11 tackles for loss, two sacks, one forced fumble and two pass deflections.

He signed as a rookie free agent with the Minnesota Vikings in 2003 and attended training camp with the Ottawa Renegades of the CFL in 2004.

Prior to joining the Alouettes in 2007, he was a volunteer scout for the Philadelphia Eagles in 2005-06 and worked with his brother, Ryan, the former Director of Player Personnel for the Eagles and current GM of the Indianapolis Colts.

Grigson is a certified strength and conditioning coach and has trained NFL prospects. He assisted the Northwestern University speed and strength program in 2004. Grigson graduated from Northern Iowa with a bachelor's degree in 2002 and resides in Chicago, IL with his wife, Jennifer and their daughter, Mia.





# MATT CARACCIOLO

## FOOTBALL OPERATIONS COORDINATOR

COLLEGE	CARDINALS	YEARS NFL
Ithaca College	2	11
HOMETOWN		
Oceanside, NY		

Matt Caracciolo enters his second season with the Cardinals as Football Operations Coordinator after being hired in June, 2012. Caracciolo joined the Cardinals after spending the previous seven seasons with the New England Patriots, serving from 2006-11 as Director of Football Operations.

Caracciolo's responsibilities include managing day-to-day football operations, training camp, mini-camp operations and also directing the team's travel.

Caracciolo joined the Patriots in 2005 as a football operations assistant after spending the 2003 and 2004 seasons with the Miami Dolphins as a scouting intern. He previously served as an operations graduate assistant at Syracuse from 2001-03 while earning a master's degree in Higher Education.

The Oceanside, NY native played two seasons at Ithaca College where he also received a degree in Sports Information and Communication in 2001.



# DEBBIE POLLOM

## COLLEGE SCOUTING COORDINATOR

COLLEGE	CARDINALS	YEARS NFL
Evergreen State	1	29
HOMETOWN		
Auburn, WA		

Debbie Pollom joined the Cardinals as College Scouting Coordinator in February, 2013 after spending the last 21 seasons with the Rams, including the last 12 years as the Director of Scouting Administration.

Pollom joined the Los Angeles Rams as a player personnel assistant in 1992 and stayed in that role until she was named Director of Scouting Administration prior to the 2001 season. In her role with the Rams, she assisted in the day-to-day operations of the college and pro scouting departments, including coordination of the draft room.

She began her career as a player personnel assistant with the Memphis Showboats of the USFL in 1983. She then worked for the Chicago Blitz in 1984 before working for the Cleveland Browns from 1984-89.

Pollom was a Pro Scouting Assistant for New England for two seasons (1990-91) before joining the Rams.

She has a bachelor of arts from Evergreen State College (Olympia, WA). Pollom is the daughter of longtime personnel scout Norm Pollom (Los Angeles Rams, Buffalo Bills) and sister of the late Mike Pollom, a scout for the New England Patriots from 1987-2001. She has one son, Nicholas.



# MIKE CHIURCO

## ASSISTANT TO THE HEAD COACH

COLLEGE	CARDINALS	YEARS NFL
Ohio State	1	5
HOMETOWN		
Carrollton, OH		

Mike Chiurco begins his first season with the Cardinals as assistant to the head coach after he was hired in February, 2013. Prior to joining the Cardinals, Chiurco worked with the Indianapolis Colts scouting department for four years (1999-2003) as a college scout.

He comes to Arizona after coaching at the high school level as passing game coordinator at Fairfield (Cincinnati, OH) High School in 2012 and as defensive coordinator at Cuyahoga Falls (OH) High School from 2003-11. Chiurco began his coaching career as a student assistant at his alma mater, Ohio State, in 1989.

He spent three years assisting Buckeyes defensive backs and quarterbacks.

He then left Ohio State and coached quarterbacks and defensive backs at Canton (OH) South High School from 1992-95. He also served as offensive coordinator at Gateway (Kissimmee, FL) High School from 1995-96 and coached defensive backs and quarterbacks at Tuscarawas (Zoarville, OH) High School from 1996-97.

A native of Carrollton, OH, Chiurco has a bachelor's degree in Education from Ohio State. He and his wife, Jocelyn, have a son, Andrew.





# TERRY McDONOUGH

## EASTERN REGIONAL SCOUT

<b>COLLEGE</b>	<b>CARDINALS</b>	<b>YEARS NFL</b>
Massachusetts	1	22
<b>HOMETOWN</b>		
Boston, MA		

Terry McDonough begins his first season with the Cardinals as an Eastern Regional scout after he was hired in May, 2013. His primary area of responsibility is cross checking player evaluations for the eastern half of the country.

Entering his 22nd year of scouting in the NFL, McDonough comes to the Cardinals after spending the past 10 years with the Jacksonville Jaguars, including the last four seasons as the team's Director, Player Personnel. He joined the Jaguars in 2003 and was promoted to Director, Player Personnel in January, 2009. In that role, McDonough scouted the top collegiate players throughout the nation as well as the top free agent prospects each year.

A Boston, MA native, McDonough began his NFL scouting career as an intern with the San Francisco 49ers in 1989. Following his graduation from Massachusetts with a degree in Sports Management, he was named player personnel director of the Barcelona Dragons of the World League in 1990. While with the Dragons (1990-92), McDonough handled a variety of personnel assignments, serving as the team's West Coast scout and helping each team prepare for the WFL draft. McDonough toured both NFL and CFL train-

ing camps to grade potential WFL players. The 1991 Barcelona team finished with a 9-3 record, losing the league title to London in the World Bowl. The following season, the Dragons captured the European title.

In 1992, McDonough was hired by the Cleveland Browns as the southeast area scout, and he moved to Baltimore with the franchise in 1996. With the Ravens, McDonough served as the eastern college supervisor for three years under the direction of General Manager Ozzie Newsome. During McDonough's tenure with the Ravens, the team won Super Bowl XXXV following the 2000 season.

McDonough was all-conference as a running back at Hingham (MA) High School in football as well as in baseball, and he also lettered in basketball before he transferred to Bridgton Academy.

He is the son of the late Will McDonough, the long-time sports reporter and columnist for The Boston Globe who also worked at CBS Sports and NBC Sports. He is also the brother of Phoenix Suns general manager, Ryan McDonough. His other brother Sean McDonough, is the play-by-play voice of Monday Night Baseball on ESPN he was previously on air for CBS Sports and was the television voice of the Boston Red Sox.



# MIKE BONI

## SCOUT

<b>COLLEGE</b>	<b>CARDINALS</b>	<b>YEARS NFL</b>
Ohio University	6	8
<b>HOMETOWN</b>		
Moon Township, PA		

Mike Boni enters his sixth season with the Cardinals and eighth in the NFL after joining the team's scouting department in June, 2008. He came to Arizona after spending two years (2006-07) with the Buffalo Bills, the first year in the pro personnel department and then in 2007 as a college scout administrator. He spent his first two seasons as the Cardinals representative with the National Football Scouting service and then scouted the Midwest and eastern areas for the past two seasons. His responsibility now is to scout the near east region of the country for the Cardinals.

Boni started his professional career with the NFL's New York office in 2002-03 serving as an operations intern for NFL Europe. He then

returned to Ohio University where he served as a student assistant for the football team during the 2003 season.

In 2004, Boni was hired as the linebackers coach and video coordinator for Division III Frostburg State University where he spent two seasons until being hired by the Bills in 2006.

His father, Jim, coached high school football in Western Pennsylvania for over 30 years at both Moon Area High School and Sto-Rox High School.

Boni graduated from Ohio University with a bachelor's degree in Sport Sciences in 2004 and then received a master's of Business Administration from Frostburg State in 2006. He resides in Chicago, IL.



# MALIK BOYD

## WESTERN REGIONAL SCOUT

COLLEGE	CARDINALS	YEARS NFL
Southern University	9	14
HOMETOWN		
Houston, TX		

Malik Boyd enters his ninth season with the Cardinals in the scouting department after joining the team in June, 2005. The 11th-year scout came to Arizona after spending two seasons in Indianapolis after joining the Colts in June, 2003. Boyd was promoted to a regional scout with the Cardinals in 2008 after previously working as an area scout. His primary area of responsibility is cross checking player evaluations for the western half of the country.

A Houston, TX native, Boyd attended Southern University where he played defensive back and graduated with a bachelor's degree in Rehabilitation Counseling/Psychology in 1994. He went on to play for the Minnesota Vikings (1994-95), the

New Orleans Saints (1996) and was with British Columbia in the CFL (1997). Serving as a nickel back during his rookie season with the Vikings, Boyd led all non-starters with 42 tackles and an interception.

After his playing career was finished, Boyd served as the defensive backs coach at his alma mater Smiley High School in Houston, TX from 1999-2001. During that span Boyd worked as a scouting intern with the Vikings in 2001. He also worked in the private educational sector for Intra-Care North Hospital where he was responsible for programs and interactive curriculum for high school students in drug therapy.

Boyd and his wife reside in Houston, TX.



# ZAC CANTY

## SCOUT

COLLEGE	CARDINALS	YEARS NFL
Cornell	2	4
HOMETOWN		
Naperville, IL		

Zac Canty enters his second season with the Cardinals and fourth in the NFL after joining the team's scouting department in May, 2012. He joined Arizona after spending two seasons (2010-11) with the Chicago Bears as a Pro Personnel Assistant. With the Cardinals, he serves as the team's representative with the National Football Scouting service.

Canty began his scouting career with the Bears in 2010 where he assisted both the pro and college scouting departments. In his first season with Chicago, the Bears won the NFC North and reached the NFC Championship game.

He played wide receiver at Cornell University from 2005-08 and was a three-year starter for

the Big Red where he finished his career with 141 receptions for 1,442 yards and seven touchdowns. He has his best season as a senior when he collected a career-high 51 receptions for 496 yards and a touchdown.

Canty helped Naperville North (IL) High School to a league title and a 10-1 record as a senior after earning Sun News Player of the Year honors following his junior season. He was also named honorable mention All-State from the Chicago Tribune as a junior.

He graduated from Cornell in the spring of 2009 with a BS in Applied Economics and Management.



## CHRIS CULMER

### SCOUT

**COLLEGE**  
Washington State

**CARDINALS | YEARS NFL**  
5 | 14

**HOMETOWN**  
West Richland, WA

Chris Culmer enters his fifth season with the Cardinals and 14th in the NFL after joining the team's scouting department in June, 2009. Culmer came to Arizona after working the previous nine seasons with the Seattle Seahawks (2000-08). His primary area of responsibility with the Cardinals is scouting the western region of the country.

Culmer began his NFL career in 2000 with the Seahawks as a scouting assistant and was promoted to Pro Scout in 2004. While in Seattle, the Seahawks went to the playoffs five times, including four consecutive NFC West Division titles and appeared in Super Bowl XL. Culmer was responsible

for the advance scouting of Seahawks opponents while also evaluating players in all professional leagues, including the NFL, CFL, and Arena Football League. In addition, Culmer assisted in evaluating and ranking the nation's top collegiate prospects for the annual draft.

A West Richland, WA native, Culmer received his bachelor's degree in Business Administration from Washington State University in 1998 and earned a master's degree in Sport Management from the University of Massachusetts in 2000. Culmer and his wife Kristina reside in Seattle with their son and daughter.



## JOHN MANCINI

### SCOUT

**COLLEGE**  
SUNY-Plattsburgh

**CARDINALS | YEARS NFL**  
1 | 19

**HOMETOWN**  
Long Island, NY

John Mancini enters his first season with the Cardinals and 19th in the NFL after joining the team's scouting department in May, 2013. Mancini comes to Arizona after working the previous 18 seasons with the St. Louis Rams, including the last 16 in the team's personnel department. His primary area of responsibility with the Cardinals is scouting the Midwest region of the country.

Mancini spent 10 years as a college scout with the Rams before serving as Director of College Scouting from 2009-12. He joined the Rams in

their inaugural season in St. Louis in 1995, beginning his career in the ticket office before moving into merchandise and then as a scouting assistant in 1997. During his tenure with the Rams, Mancini worked on both the pro and college sides of player personnel.

A Long Island, NY native, Mancini is a graduate of the State University of New York at Plattsburgh with a degree in Business Management. Mancini and his wife, Theresa, reside in St. Louis, MO with their son, Dominic, and daughter, Avarie.



# LUKE PALKO

## SCOUT

**COLLEGE**  
St. Francis (Pa.)

**CARDINALS | YEARS NFL**  
5 | 7

**HOMETOWN**  
Imperial, PA

Luke Palko begins his fifth season with Arizona and seventh in the NFL after joining the team's scouting department in June, 2009. Brother of former Cardinals and Chiefs quarterback Tyler Palko, Luke came to the Cardinals after interning with the Pittsburgh Steelers player personnel department for two seasons (2007-08). After scouting the central and southeast regions of the country for his first three seasons with the Cardinals, Palko is now responsible for the south-east region of the country.

An Imperial, PA native, Palko was a wide receiver for Saint Francis (Pa.) where he finished his collegiate career as the second leading receiver in school and conference history with 225 receptions for 2,020 yards and 18 touchdowns. He set the school's single-season record with 85 receptions for 812 yards and seven touchdowns as a junior in 2005. He also served as the team's punter as a junior and senior.

The West Allegheny High School graduate became only the third-student athlete in Saint

Francis history to earn ESPN the Magazine First-Team Academic All-American honors in 2005. He was also named the Northeast Conference's Football Scholar-Athlete of the Year in 2006 and earned a spot on the Division I-AA Athletics Director's Association Academic All-Star Team and the conference academic honor roll twice. In addition, Palko was one of 17 collegiate football players selected as a 2006 National Football Foundation & College Hall of Fame National Scholar-Athlete. As part of the honor, Palko was awarded an \$18,000 post-graduate scholarship and was also a finalist for the William V. Campbell trophy.

Palko's father, Bob, has coached high school and college for the past 30 years. Now at West Allegheny, he has compiled over 160 wins, six W.P.I.A.L. championships and a class AAA state title in 2001.

Palko graduated from Saint Francis with a bachelor's degree in Accounting in 2007 and resides in Pittsburgh, PA.



# JOHN RITCHER

## SCOUT

**COLLEGE**  
N.C. State

**CARDINALS | YEARS NFL**  
2 | 3

**HOMETOWN**  
Raleigh, NC

John Ritcher begins his second season with the Cardinals after joining the team's scouting department in May, 2012. He came to Arizona after working as a scouting assistant with the Miami Dolphins in 2011. He is responsible for scouting the northeast region of the country for the Cardinals.

He joined the Dolphins in 2011 after serving three seasons on the strength and conditioning staff at Florida State. He went to work for Florida State in 2008 and also helped out with the Seminoles tight ends.

Prior to his arrival at FSU, Ritcher played fullback and linebacker for the Georgia Force in the Arena Football League in 2007. With the Force, Ritcher had 20 carries for 58 yards and a touchdown to go along with two receptions for 20 yards and two touchdowns.

He played collegiately at N.C. State where he was a four-year tight end and had 16 receptions for 138

yards and one touchdown. He was given the Mike Hardy Award in 2004, given to the player who shows a winning attitude and plays beyond his capabilities, as well as the 2005 Bob Warren award for integrity and sportsmanship. Following his graduation from N.C. State, Ritcher spent two years as the head strength and conditioning coach at his high school alma mater, Ravenscroft High School in Raleigh, NC.

He guided his team to an 11-1 record as a senior and won the independent schools state championship while also being selected as an NCISAA All-State performer at tight end as a junior and senior.

Ritcher graduated from N.C. State with a bachelor's degree in Zoology in 2005 and then received a Master's of Science in Sport Management from Florida State in 2010. He and his wife Ashley, have a son, James, and a daughter, Sophia.





# JOSH SCOBEY

## PRO SCOUT

<b>COLLEGE</b> Kansas State	<b>CARDINALS</b>   <b>YEARS NFL</b> 5   8
<b>HOMETOWN</b> Oklahoma City, OK	

Former Cardinals running back Josh Scobey enters his second season in the team's scouting department and first as a pro scout after being promoted in May, 2013. He originally joined the Cardinals as a scouting assistant after being hired in May, 2012.

A sixth-round pick (185th overall) of the Cardinals in the 2002 NFL Draft, Scobey played in 62 games over six seasons in the NFL. After spending the 2002 season on injured reserve with a thumb injury, he led the NFL in kickoff returns in 2003 with 73 for 1,684 yards and a touchdown. He was claimed off waivers by Seattle in 2005, and totaled 1,326 yards on 59 kickoffs and played in Super Bowl XL in his first season with the Seahawks. He played in three games with the Buffalo Bills in 2007 before finishing his career by returning to the Seahawks for four games that same season.

For his career, Scobey had 189 kickoff returns for 4,160 yards (22.4 yard avg.), 27 carries for 89 yards, and 19 receptions for 200 yards.

Scobey was a two-year star at Kansas State after a standout junior college career at North-eastern Oklahoma A&M. In two seasons at Kansas State, he set an all-time school record with 31 rushing touchdowns and ranked in the top 10 in program history with nine 100-yard rushing games, 1,981 rushing yards, and 186 points scored. He also set a single-season school record with 1,263 rushing yards on 240 carries as a senior in 2001.

He was an honorable mention All-America selection by USA Today at Del City High School in Oklahoma City, OK, where he set a single-season rushing record with 1,819 yards and 21 touchdowns in 1997.

### PETER KING CONDUCTS PRE-PAT'S RUN TWEETUP HOSTED BY @AZCARDINALS

Sports Illustrated NFL writer Peter King conducted a Tweetup to benefit the Pat Tillman Foundation at Tom's Tavern in Phoenix on Friday, April 19th, the eve of the 9th Annual Pat's Run at Sun Devil Stadium.

All proceeds from the event went directly to the Tillman Foundation. In total, \$10,000 was donated to the Tillman Foundation for the creation of a student scholarship.

The event included a football discussion and Q&A moderated by King that featured Cardinals President Michael Bidwill, Head Coach Bruce Arians and General Manager Steve Keim.

Tillman's widow, Marie, was on hand, as well as Cardinals players Sam Acho, Jay Feely, Mike Leach, Patrick Peterson, and O'Brien Schofield, cheerleaders and Big Red.



**PETER KING  
PRE-PAT'S RUN  
TWEET-UP**  
Hosted by  
**@AZCardinals**







**TOM REED**  
**HEAD ATHLETIC TRAINER**

**COLLEGE**

Kentucky

**CARDINALS | YEARS NFL**

6 | 15

**HOMETOWN**

Louisville, KY

Tom Reed begins his 15th year in the NFL and sixth season as the Cardinals head athletic trainer after being hired to the position in June, 2008.

Reed came to the Cardinals after working the previous nine seasons (1999-2007) as an assistant athletic trainer with the Atlanta Falcons.

Born in Madison, WI and raised in Louisville, KY, Reed began his full-time athletic training career as an assistant athletic trainer at Miami (OH) University from 1996-99 working with football, men's basketball, soccer, and track and field before joining the Falcons for the 1999 season.

Reed played football for the University of Louisville in 1988-89 before transferring to the University of Kentucky where he finished his degree in exercise science and kinesiology in 1994. He did post-baccalaureate work in facilities management while working as a rehabilitation coordinator

with the football team during his time at Kentucky. While in graduate school at Miami (OH) in 1995-96, Reed also served as a rehabilitation and therapeutic modalities instructor at Miami's athletic training curriculum program.

The 43-year old Reed completed summer internships with the Falcons in 1994 and 1995 and was a Professional Football Athletic Trainers Society (PFATS) scholarship winner in 1994. Reed was also the recipient of the 1997 American Red Cross CPR – "Lifesaver of the Year" Award. He is an active member of the Professional Football Athletic Trainer's Society (PFATS), the National Athletic Trainer's Association (NATA), the Arizona Athletic Trainer's Association (AzATA), and currently serves on the NFL's committee for Drugs of Abuse.

Reed and his wife, Nicole, reside in Chandler, AZ with their sons, Jackson and Jameson.



**CHAD COOK**  
**ASSISTANT ATHLETIC TRAINER**

**COLLEGE**

Middle Tennessee State

**CARDINALS | YEARS NFL**

5 | 6

**HOMETOWN**

Cross Plains, TN

Chad Cook enters his fifth season with the Cardinals after being hired in July, 2009 as an assistant athletic trainer.

Born and raised in Cross Plains, TN, Cook graduated from Middle Tennessee State with a degree in athletic training in 2005. While in school, Cook worked as a student athletic trainer for the school's athletic program in addition to serving internships with Vanderbilt University in football, baseball, and track and field.

During his undergraduate days, Cook also served a summer internship with the New Orleans Saints in 2004. He received his master's degree in sports management from Louisiana State University in

2007. During his time at LSU, Cook worked primarily with the swimming and diving teams while also helping out with the football program during the preseason.

Cook served as a seasonal intern with the Atlanta Falcons during the 2007 season and was promoted to a full-time position with Falcons for the 2008 season. In addition to working with the Falcons, Cook also served as the head athletic trainer for the Georgia Force during the 2008 season. After leaving the Falcons, Cook worked for a year at the Kansas Joint and Spine Institute in Wichita, KS where he worked outreach at the physical therapy clinic.

Cook and his wife, Robyn, reside in Chandler, AZ.



## JEFF HERNDON

### ASSISTANT ATHLETIC TRAINER

**COLLEGE**

Missouri

**CARDINALS | YEARS NFL**

28 | 28

**HOMETOWN**

Hallsville, MO

Jeff Herndon enters his 28th season on the Cardinals training staff as an assistant athletic trainer.

Herndon, fellow assistant trainer Jim Shearer, and former head trainer John Omohundro were named the National Football League's 1993 athletic training staff-of-the-year by the Professional Football Athletic Trainers Society (PFATS) and recognized for that achievement at the annual Ed Block Courage Awards Dinner.

Herndon earned a master's degree in Physical

Education from Syracuse University in 1985 after completing his undergraduate work at the University of Missouri.

The Hallsville, MO native first worked with the Cardinals during the 1984 and 1985 preseason training camps. He followed that initiation as an athletic trainer at Tascosa High School (Amarillo, TX) from 1985-86 before rejoining the Cardinals fulltime in 1986.

Herndon and his wife, Gail, reside in Gilbert, AZ with their daughter, Elsa.



## JIM SHEARER

### ASSISTANT ATHLETIC TRAINER

**COLLEGE**

Wyoming

**CARDINALS | YEARS NFL**

40 | 40

**HOMETOWN**

Worland, WY

Jim "The Machine" Shearer enters his 40th year with the Cardinals, assisting in all aspects of athletic training and medical areas. Shearer has been on the field for 786 NFL games, including preseason and postseason since joining the Cardinals in 1974.

In February of 2011, Shearer was honored as the inaugural recipient of the "Tim Davey Assistant Athletic Trainer of the Year" award from the Pro Football Athletic Trainers Society (PFATS). The award was presented at the NFL Scouting Combine in Indianapolis, IN and named after former NFL executive Tim Davey.

Shearer, along with fellow assistant Jeff Herndon and former head trainer John Omohundro were

named the National Football League's 1993 athletic training staff-of-the-year by the Professional Football Athletic Trainers Society (PFATS) and recognized for that achievement at the annual Ed Block Courage Awards Dinner.

A graduate of the University of Wyoming with a bachelor's degree in Physical Education, Shearer worked in Gillette, WY as the city's assistant recreation director and head trainer at Gillette High School before returning to Wyoming as a graduate assistant trainer in 1973-74.

Born in Worland, WY, Shearer and his wife, Nelma, have a son, Christopher, and a daughter, Sarah. The family resides in Tempe, AZ.



# MARK AHLEMEIER

## EQUIPMENT MANAGER

<b>COLLEGE</b>	<b>CARDINALS</b>	<b>YEARS NFL</b>
Florissant Valley	33	33
<b>HOMETOWN</b>	St. Louis, MO	

Mark Ahlemeier enters his 33rd season with the Cardinals equipment department and his 28th season as the equipment manager after five years as the assistant.

During the 2008 offseason, Ahlemeier was honored with the Whitey Zimmerman Award recognizing the NFL Equipment Manager of the Year.

His responsibilities include the purchase and maintenance of all team equipment and sideline apparel,

outfitting players, coaches, and other football staff for practices and games. He also coordinates the transport of all team gear for training camp, home and away games.

Ahlemeier was born in St. Charles, MO, and attended Ritenour High School and Florissant Valley College in St. Louis. He and his wife, Patti, have three children—daughters Mandy and Molly, and son Mark. They live in Tempe, AZ.



# STEVE CHRISTENSEN

## ASSISTANT EQUIPMENT MANAGER

<b>COLLEGE</b>	<b>CARDINALS</b>	<b>YEARS NFL</b>
New Mexico State	26	26
<b>HOMETOWN</b>	St. Cloud, MN	

Steve Christensen enters his 26th year as the Cardinals assistant equipment manager, assisting department head Mark Ahlemeier in all phases of the team's logistical and equipment preparations.

Born in St. Cloud, MN, Christensen attended Bozeman (MT) High School before enrolling at New Mexico State University and later Western Montana College to study Art Education.

After working at both schools as a student equipment manager, Christensen was appointed to the equipment staff at Arizona State University as an assistant in 1982. He remained with the Sun Devils until joining the Cardinals in June of 1988 shortly after the team's arrival in Arizona. The father of one daughter, Kelsey, Christensen resides in Chandler, AZ.



# ROB BRAKEL

## VIDEO DIRECTOR

<b>COLLEGE</b>	<b>CARDINALS</b>	<b>YEARS NFL</b>
Robert Morris	7	16
<b>HOMETOWN</b>	Morristown, NJ	

Robert Brakel begins his seventh season with the Cardinals as video director after being hired to the position in June, 2007. The Morristown, NJ native joined Arizona after spending nine seasons as a video assistant with the Pittsburgh Steelers.

With the Steelers, Brakel was part of the Super Bowl XL staff in addition to working three AFC Championship games and two Pro Bowls.

In 2001, Brakel served as video director for the World

Bowl Champion Berlin Thunder of NFL Europe. His duties included shooting all practices and games both home and away and producing cut-ups for the coaching staff.

As a student at Robert Morris University, Brakel was the video coordinator for the football team from 1996-98 and for the hockey team from 1997-98. He received bachelor's degrees from the school in Sports Management and Communications before joining the Steelers in 1998.

## CARDINALS STAFF



**Damien Anderson**  
Manager,  
Alumni Relations



**Orlando Avila**  
Senior Manager, Marketing  
and Broadcast Services



**Rachel Baderman**  
Ticket Office  
Representative



**Eric Barkyoub**  
Manager, Partner Service  
and Activation



**Cari Belanger-Maas**  
Director, Premium Seat  
& Guest Services



**Big Red**  
Team Mascot



**Steve Bomar**  
Senior Director,  
Ticketing



**Scott Bull**  
Box Office  
Manager (Tempe)



**Ron Campbell**  
Senior Director,  
Ticket Sales



**Rolando Cantu**  
Manager, International  
Business Ventures




**Miriam Carlson-Maier**  
Senior Director, Financial  
Planning & Analysis




**Steve Carlson**  
Account Executive,  
Ticket Sales



**Veronica Castro**  
Staff Accountant



**Mike Chavez**  
Manager,  
Creative Services



**Michelle Cole**  
Coordinator,  
Partner Service & Activation



**Scott Coleman**  
Director, Corporate Partnership  
Service & Activation



**Daniel Conlon**  
Account Executive,  
Ticket Sales



**Michael Conner**  
Video and Scoreboard  
Operations Manager



**Kim Cruz**  
Ticket Office  
Representative



**Mark Dalton**  
Vice President,  
Media Relations



**Tim DeLaney**  
Senior Director, Broadcasting/  
Executive Producer



**John Drum**  
Vice President,  
Stadium Operations



**Thedra Dunbar**  
Accounts Payable



**Anthony Edwards**  
Senior Director,  
Player Development



**Mark Feller**  
Vice President,  
Technology





**Sean Ferretti**  
Account Executive,  
Club Seat Sales



**Amanda Flanagan**  
Senior Project  
Coordinator



**Glen Fox**  
Scouting Assistant



**Ryan Fink**  
Box Office  
Manager (Glendale)



**Joseph Furmanski**  
Manager,  
Group Event Sales



**Melissa Gaspard**  
Executive Assistant/  
Paralegal



**Jamie Gillespie**  
Event & System  
Audio Engineer



**Lauren Gonzales**  
Receptionist



**Stefan Gunther**  
Superintendent



**Christine Harms**  
Senior Accountant



**Jonathan Hayward**  
Broadcast Coordinator/  
Producer



**Mike Helm**  
Media Relations  
Coordinator



**Alex Herrera**  
Premium Services  
Coordinator



**Kore Higuchi**  
Assistant Turf  
Manager



**Devrie Hoffman**  
Coordinator, Marketing and  
Broadcast Services



**Mike Iaquinta**  
Director,  
Business Development



**Laura Johnson**  
Manager, Entertainment  
and Special Events



**D'Ann Jordan**  
Executive Assistant



**Doug Klausen**  
Scoreboard Technical  
Coordinator



**Rick Knight**  
Vice President,  
Security



**David Koeninger**  
General Counsel



**Gitau Kungu**  
Accountant



**Stephanie Lahaie**  
Event Creation  
Specialist



**Alex Lamb**  
Ticket Office  
Representative



**Amber Lechuga**  
Executive Assistant





**Greg Lee**  
Chief Financial  
Officer



**Andrew Levy**  
Turf Specialist



**George Malbin**  
Coordinator of Events  
and Entertainment



**Lisa Manning**  
Vice President,  
Marketing



**Randy McCluskey**  
Manager, Corporate  
Hospitality Sales



**Mike McDonough**  
Manager, Corporate  
Hospitality Sales



**Chris Melvin**  
Director,  
Media Relations



**Richard Mendez**  
Broadcast Coordinator/  
Producer



**Teresa Miller**  
Director, Finance



**John Misch**  
Manager, Corporate  
Hospitality Sales



**Estelle Moreno**  
Administrative  
Assistant



**Shannon Morrisette**  
Network Engineer/  
Admin



**Kai Murray**  
Manager,  
Club Seat Sales



**Stephen Munchinsky**  
Assistant  
Superintendent



**Brian Murray**  
Asst. Event  
Coordinator



**Rick Nichols**  
Director,  
Club Seat Sales



**Craig Norgren**  
Video Assistant



**James Novy**  
Network  
Administrator



**Ryan Odenwald**  
Stadium Operations  
Coordinator



**Jim Omohundro**  
Broadcast and New Media  
Manager/Producer



**Jeff Orenstein**  
Account Executive,  
Ticket Sales



**Dave Pasch**  
Radio  
Play-by-Play



**Jessica Phillips**  
Ticket Office  
Representative



**Coby Rich**  
Digital Media Coordinator/  
Producer



**Bernard Richardson**  
Coordinator,  
Sales and Service



**Brian Rooney**  
Account Executive,  
Club Seat Sales



**Steve Ryan**  
Vice President,  
Business Development



**Justin Szlzman**  
Budget Analyst



**Todd Santino**  
Manager,  
Business Development



**Mathew Schaper**  
Account Executive,  
Ticket Sales



**Bob Schindler**  
Assistant Turf  
Manager



**Jeff Schwimmer**  
Equipment  
Assistant



**Jason Selner**  
Scoreboard Production  
Coordinator



**Karen Sisley**  
HR Coordinator/  
Payroll



**Matt Storey**  
Media Relations  
Coordinator



**Mo Streeby**  
Youth Football  
Coordinator



**Carter Tamblin**  
Football Ops  
IT Support



**Rich Tomey**  
Manager,  
Business Development



**Gabriel Trujillo**  
Broadcaster/Producer  
Spanish Media



**Darren Urban**  
Website  
Manager



**Darius Vinnett**  
Scouting  
Assistant



**Sam Wallace**  
Finance Database  
Manager



**Jeff Wallo**  
Video  
Assistant



**Josh Weinfuss**  
Website  
Coordinator



**Ron Wolfley**  
Radio Analyst



**Lara Wroblewski**  
Ticket Office  
Representative



**Elizabeth Yeast**  
Coordinator, Partner  
Service and Activation



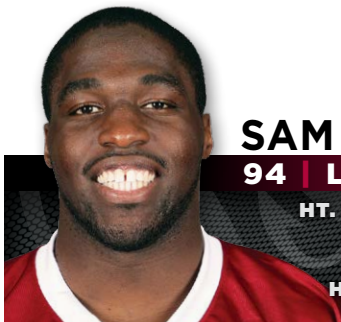
**Luis Zendejas**  
Senior Director,  
Community Relations



# ARIZONA CARDINALS

PLAYERS





## SAM ACHO 94 | LINEBACKER

HT. 6-3 | WT. 257

COLLEGE  
Texas

HOMETOWN  
Dallas, TX

HOW ACQUIRED  
D4/11 (103rd)

CARDINALS | YEARS NFL  
3 | 3

DOB: September 6, 1988

### NOTE CARDS

- A fourth-round selection (103rd overall) in the 2011 NFL Draft, has appeared in all 32 games in his first two NFL seasons with 26 consecutive starts.
- Started all 16 games in '12 and totaled a career high 49 tackles while adding four sacks, his first two career INTs, two forced fumbles and 14 QB pressures. Has six forced fumbles through his first two seasons.
- As a rookie in 2011, appeared in all 16 games (10 starts) and totaled 37 tackles, seven sacks, five tackles for loss, a team-high four forced fumbles, a fumble recovery and nine special teams tackles. His seven sacks represented the second-highest total in franchise history for a rookie, behind only Simeon Rice (12.5, 1996).
- In Week 12 of the '11 season at St. Louis, recorded three tackles, two sacks, two forced fumbles, a fumble recovery and a tackle for loss against the Rams. In doing so, became just the third Cards player to record at least two sacks and two forced fumbles in a game and the first since Bertrand Berry (3.0 sacks, 2 FF) on 10/22/06 at Oakland.
- His parents, Dr. Sonny (family and marriage counselor) and Christie Acho (nurse practitioner), were both born in Nigeria and founded Living Hope Ministries. Every summer, Acho joins his father and brother, Emmanuel, on medical missions to Nigeria. During the 2012 offseason, the Acho family was joined on their mission by Cardinals DE Calais Campbell and physical therapist Brett Fischer.

### PRO CAREER:

The Cardinals fourth-round selection (103rd overall) in the 2011 NFL Draft, Acho has appeared in all 32 games during his first two NFL seasons with 26 starts.

**2012:** Started all 16 games, giving him 26 consecutive starts dating back to his rookie season ... finished with 49 tackles and tied for third on the team with 4.0 sacks ... collected two INTs, two forced fumbles, three passes defended, and three special teams tackles ... tied for the team lead with 14 QB pressures ... recorded his first sack of the season, three solo tackles, including one for loss, and two QB pressures @ NE (9/16) ... forced a fumble on a sack of Michael Vick in the second quarter vs. Phi (9/23); also had three solo tackles and two QB pressures ... recorded a sack of Ryan Tannehill in the first quarter vs. Mia (9/30); marked his third straight game with a sack; also had three tackles, including two for loss, and two QB pressures ... collected three tackles and one QB pressure @ StL (10/4); also had one special teams tackle ... recorded his first career INT, picking off Christian Ponder in the second quarter @ Min (10/21); also had four tackles and one QB pressure ... picked off Matt Ryan in the fourth quarter @ Atl (11/18), the last of the Cardinals five INTs in the game; forced a fumble by Jason Snelling in the third quarter that Rashad Johnson recovered; added four tackles and a pass defended ... recorded a sack of Mark Sanchez in the sec-

ond quarter @ NYJ (12/2); totaled three tackles and one QB pressure ... posted a career-high nine tackles, including seven solo tackles, and one special teams tackle @ Sea (12/9) ... recorded four tackles, including one for loss, in the season finale @ SF (12/30).

**2011:** Played in all 16 games and started the last 10 at OLB ... finished second on the team with 7.0 sacks and had a team-leading four forced fumbles ... totaled 37 tackles, two passes defended, one fumble recovery, and nine special teams tackles ... made NFL debut and played on defense and special teams vs. Car (9/11); recorded one special teams tackle ... played on both defense and special teams in the next three games ... recorded his first career tackle and pass defended @ Min (10/9) ... registered his first career sack, taking down Ben Roethlisberger for a five-yard loss in the fourth quarter vs. Pit (10/23); added two tackles, including one for loss, and one QB pressure ... made first career start @ Bal (10/30); forced a fumble on sack of Joe Flacco in third quarter, his first career forced fumble; also collected a season-high six tackles ... recorded a sack for the third consecutive game vs. StL (11/6); became the first Cardinal rookie to have a sack in three straight games since Simeon Rice had streaks of three and four games with a sack in 1996; also had four tackles, including one for loss, and one QB pressure ... registered three unassisted tackles and a team-leading three special teams tackles @ Phi (11/13) ... recorded a career-high two sacks, two forced fumbles and had first career fumble

recovery @ StL (11/27); also had three unassisted tackles, including one for loss, one QB pressure, and one special teams tackle; sacked Sam Bradford and forced a fumble in the first quarter with the Rams inside the 20; forced and then recovered a fumble by Lance Kendricks in the third quarter that led to Cardinals hold the 49ers to a FG on the drive ... collected his sixth sack of the season @ Cin (12/24); totaled two unassisted tackles, including one for loss, and one QB pressure ... recorded his seventh sack of the season and forced a Tarvaris Jackson fumble on the play vs. Sea (1/1/12); collected two unassisted tackles, including one for loss, and one special teams tackle.

## COLLEGE:

Appeared in 50 games with the Longhorns, starting the last 26 contests of his collegiate career ... started 24 games at weakside DE and two

at weakside DT ... recorded 148 tackles (98 solo) with 23.5 sacks, 37 tackles for a loss, eight forced fumbles, nine fumble recoveries and 20 QB pressures ... his 31.5 sacks were good for 10th all-time in Texas history ... was a three-time first-team Academic All-Big 12 selection ... earned third-team All-American honors (AP) and became Texas' second William V. Campbell Trophy winner (nation's top football student-athlete) as a senior in '10 ... recipient of the Wuerffel Trophy (all-around excellence in athletic, academic and community achievement) and the ARA Sportsmanship Award ... became the university's seventh two-time Academic All-American and was a member of the AFCA Good Works Team, as he was named a National Football Foundation Scholar-Athlete ... finalist for the Lott IMPACT Trophy and Lowe's Senior CLASS Award and a Lombardi Award semifinalist ... unanimous first-team All-Big 12 Conference choice ... started all 12 games, lining up at weakside DE for 10 contests and at weakside DT for two games ... finished with 59 tackles and led the team while ranking third in the conference with eight sacks and a career-best 15.5 tackles for loss ... also paced the Longhorns with 12 QB pressures ... posted five fumble recoveries, tying the school's single-season record ... led the conference while tying for second in the country with five forced fumbles ... Academic All-American selection by ESPN the Magazine as a junior in '09 ...

## MAKING HIS MARK

After playing mostly along the defensive line at the University of Texas, **Sam Acho** has made a big impact at LB for the Cardinals in his first two seasons. He has totaled 86 tackles, 11.0 sacks, two INTs, six forced fumbles, a fumble recovery and 18 QB hits.

His six forced fumbles are a team high over the last two seasons, while his 11.0 sacks trail only Calais Campbell (14.5) and Daryl Washington (14.0) and his 18 QB hits trail only Washington's 23.

Acho was especially impressive during his rookie campaign in 2011. His standout performance of the season came in Week 12 against St. Louis, when he registered two sacks, two forced fumbles, a fumble recovery and a tackle for loss. He became the first Cards rookie to record multiple sacks in a game since Karlos Dansby (11/14/04 vs. NY Giants).

According to Stats, Inc., Acho became just the third Cardinals player to record at least two sacks and two forced fumbles in a game and he became the first to do so since Bertrand Berry (3.0 sacks, 2 FF) on 10/22/06 at Oakland.

### Players With 2+ Sacks And 2+ FFs In A Game

Year	Player	Sacks	FF	Opponent
2011	Sam Acho	2.0	2	11/27 at StL
2006	Bertrand Berry	3.0	2	10/22 at Oak
2004	Bertrand Berry	2.0	2	10/10 at SF
1999	Simeon Rice	2.0	2	11/28 at NYG

Acho posted seven sacks in 2011, which ranks as the second-highest total in franchise history for a rookie behind only Simeon Rice (12.5, 1996).

### Franchise Record—Sacks In Rookie Season

Sacks	Player (Year)
12.5	Simeon Rice (1996)
7.0	Sam Acho (2011)
6.0	Mark Smith (1997)
	Ken Harvey (1988)
5.0	Karlos Dansby (2004)
	Andre Wadsworth (1998)







## ACHO SHINES OFF THE FIELD

LB **Sam Acho** had an outstanding career at the University of Texas before making his mark in the NFL over his first two seasons. As much as he has accomplished on the field, Acho's achievements off the field are equally impressive.


### Giving Back

Acho's parents, Sonny (family and marriage counselor) and Christie Acho (nurse), were both born in Nigeria and founded the Living Hope Bible Fellowship Church. Every summer, Acho joins his father and brother, Emmanuel, on the church's medical missions to Nigeria.

Along with his family, Acho has spearheaded a campaign to raise money for the building of a hospital in Nigeria and during the 2012 offseason, he took Cardinals teammate **Calais Campbell** along with him on the humanitarian trip.

In November of 2012, Acho and his family hosted the first "Hope for Life Celebrity Auction and Fashion Show" at the Ritz Carlton Phoenix to benefit Living Hope Ministries. All of the proceeds from that event went directly towards the goal of building the hospital. The event included many specialized auction items featuring his Cardinals teammates.

This past offseason, Acho served as the keynote speaker at the Boys & Girls Clubs of America's national "Youth of the Year" celebration and legislative breakfast at U.S. Airways Center in April. He also spoke at a Chandler elementary school for the Cardinals and Cigna "Big Red Rally" program to help prevent childhood obesity while promoting health and exercise. He also joined Cardinals teammates, President Michael Bidwill, head coach Bruce Arians and GM Steve Keim and took part in a tweetup hosted by SI's Peter King at Tom's Tavern the night before Pat's Run to benefit the Tillman Foundation.



During the holiday season the past two years, Acho passed out personalized teddy bears at Phoenix Children's Hospital as part of the annual "Teddy Bear Express" program. Last year, he also joined Bidwill and teammates at the Phoenix Rescue Mission to serve Thanksgiving dinner for the less fortunate.

He also joined teammates at the Phoenix Ronald McDonald House for the annual "Light the House" holiday party to help spread holiday cheer. They provided the families with dinner, drinks and dessert while also passing out stockings to the children. The group from the Cardinals also visited the Ronald McDonald House last October to spend time with the families in addition to coloring and doing crafts with the children.

A former University of Texas academic All-American, Acho has also made sure to stress the importance of reading and education while speaking to kids in Arizona. In 2011, he visited the Cardinals Preparatory Academy and spoke to 5th-8th grade students about the importance of continued education. He also spoke to various schools in Phoenix in 2012 about the important roles that school and decision-making have in attaining personal goals. At each visit, Acho spent time answering questions as well as signing autographs.

Acho also joined teammates and team representatives for a ceremonial field groundbreaking at Kings Ridge Preparatory Academy in 2011 on behalf of the NFL's Grassroots program. The school district received a \$200,000 grant to install an acrylic grass field surface at the academy's athletic fields.

### Academic Honors

During his time at the University of Texas, Acho was one of the nation's most highly decorated student athletes. Below is a list of a few of his achievements in that time:

- Earned a double bachelor's degree in Business Administration/Marketing from Texas' McCombs School of Business Honors Program with a 3.601 GPA.
- Winner of the William V. Campbell Trophy, also known as the Academic Heisman, for "combined academic success, football performance and exemplary community leadership."
- Named the men's 2010-11 Big 12 Sportsman of the Year, an honor that recognizes student-athletes who display an extraordinary degree of sportsmanship and/or community service during the academic year.
- Winner of the Wuerffel Trophy, given for many of the same accomplishments as the Campbell Trophy.
- One of just seven Longhorns to earn ESPN The Magazine Academic All-American honors multiple times.
- Winner of the ARA Sportsmanship Award in major college football.
- In September of 2010, was named one of the Sporting News' "20 Smartest Athletes." Joined Georgia Tech center Sean Bedford and Alabama QB Greg McElroy as the only college athletes on the list.
- Seven-time member of UT's Athletic Director's Honor Roll.
- Inductee of UT's Friar Society, the oldest and most prestigious honor society at Texas.
- A 2009 and 2010 Arthur Ashe Award Recipient (national award for minority athletes).
- Member of the Spanish Honor Society, the Intercultural Club and the student government and is fluent in Spanish.

Lott Trophy semifinalist ... named honorable mention All-Big 12 Conference by the league's coaches and the AP ... key part of a Texas defense that ranked 12th nationally in scoring defense (16.7 ppg), third in total defense (251.9 ypg), and first in rushing defense (72.4 ypg) ... started all 14 games at weakside DE, recording a career-best 63 tackles (44 solos) as he placed seventh in the conference with nine sacks and 12th with 13 tackles for loss ... forced two fumbles and led the team with four fumble recoveries ... posted four QB pressures and three passes defended ... saw action in all 13 games, lining up behind Brian Orakpo at strong-side DE as a sophomore in '08 ... academic All-Big 12 Conference and academic All-District VI first-team selection ... helped the team rank first in the conference in scoring defense (18.8 ppg), total defense (342.9 ypg), rushing defense (83.5 ypg/third NCAA) and second in pass efficiency defense (124.2 rating) ... recorded 16 tackles (nine solos) with three sacks and four QB pressures, as he also deflected a pair of passes and forced a fumble ... as a freshman in '07, was named one of UT's Outstanding Defensive Newcomers, as he appeared in 11 games as a reserve "quick" side DE ... part of a Texas defense that gave up just 93.4 rushing yards per game (sixth in NCAA) ... registered 10 tackles (six solos), 1.5 sacks, two passes defended and two QB pressures.

## PERSONAL:

Full name Samuel Onyedikachi Acho ... last name pronounced "AH-cho" and middle name means "Who is like unto God" ... attended St. Mark's (Dallas, TX) High School, where he was a three-time All-Southwest Preparatory Conference (SPC) performer and four-year member of the school's honor roll ... as a sophomore, helped St. Mark's to a 10-1 season and an SPC Championship, lining up at DE and TE ... totaled 10 sacks in that sophomore season ... the Lions compiled a 9-2 record during his junior campaign, as he had 12 sacks ... also lettered four times in track and field, serving as team captain in each of his last two years, and was three-time letter-winner in basketball, averaging 12.2 points and 15.0 rebounds per game as a senior ... completed a marketing internship with Target in 2009 ... brother, Emmanuel, was a LB at UT and was selected by the Cleveland Browns in the sixth round of the 2012 NFL Draft; Emmanuel was traded to Philadelphia in April of '13 ... mother, Christie, ran track at University College Hospital in Nigeria ... earned a double bachelor's degree in Business Administration/Marketing from Texas' McCombs School of Business Honors Program with a 3.6 GPA ... currently taking classes at Thunderbird Business School to earn his MBA in International Business.

## ACHO CAREER STATS

Year	Team	GP/GS	Tackles			Sacks		Interceptions					FR	FF	STI
			Solo	Asst	Ttl	Sk	Yds	Int	Yds	Lg	TD	PD			
2011	Ariz	16/10	32	5	37	7.0	50	0	0	0	0	2	1	4	9
2012	Ariz	16/16	38	11	49	4.0	18	2	2	2	0	3	0	2	3
<b>Total</b>		<b>32/26</b>	<b>70</b>	<b>16</b>	<b>86</b>	<b>11.0</b>	<b>68</b>	<b>2</b>	<b>2</b>	<b>2</b>	<b>0</b>	<b>5</b>	<b>1</b>	<b>6</b>	<b>12</b>


### Single Game Highs:

**Total Tackles:** 9, @ Seattle, 12/9/12; **Solo Tackles:** 7, @ Seattle, 12/9/12; **Forced Fumbles:** 2, @ St. Louis, 11/27/11; **Fumble Recoveries:** 1, @ St. Louis, 11/27/11; **Sacks:** 2.0, @ St. Louis, 11/27/11; **Interceptions:** 1, twice, last @ Atlanta, 11/18/12.

## CARDINALS ANNUAL HOLIDAY "TEDDY BEAR EXPRESS"

The Arizona Cardinals Football Club's annual "Teddy Bear Express" involving players, cheerleaders, mascot Big Red, the Cardinals Women's Club, and front office personnel made its annual holiday visit to St. Joseph's Pediatric Clinic in Phoenix and Phoenix Children's Hospital last December.

The group from the Cardinals delivered white Cardinals' teddy bears to children in the pediatric units throughout the hospital. The uniformed bears are personalized, each wearing a white jersey with the name and number of a player on the back.





## LORENZO ALEXANDER

97 | LINEBACKER

HT. 6-1 | WT. 244

COLLEGE  
California

HOMETOWN  
Berkeley, CA

HOW ACQUIRED  
UFA-13 (Redskins)

CARDINALS | YEARS NFL

1 | 7

DOB: May 31, 1983

### PRO BOWL SELECTION: 2012

### NOTE CARDS

- Signed a three-year contract with the Cardinals as a free agent on 3/13/13 after spending his first six NFL seasons with the Washington Redskins.
- Since entering the league in 2005 as a rookie free agent, has been named a team captain three times (2010-12) and earned his first Pro Bowl selection in 2012 as a standout on special teams.
- In his first six seasons, appeared in 92 games (13 starts) and totaled 141 tackles, 8.0 sacks, three forced fumbles and three fumble recoveries. He has piled up 87 special teams tackles

in that time, including a career-high 31 special teams tackles in 2012.

- Has appeared in all 16 games each of the last four seasons.
- Recipient of the Redskins Media Good Guy Award each of the past two seasons and was also named the team's Walter Payton Man of the Year in 2011.
- A versatile player, has played linebacker, defensive line, offensive line and tight end during his first six seasons in the league. First career NFL start (11/11/07 vs. Philadelphia) came as a tight end.

### PRO CAREER:

Originally entered the NFL when he signed with the Carolina Panthers on 4/29/05 as a rookie free agent. Released by the Panthers on 9/4/05 before being re-signed to the practice squad on 9/5/05. Released by Carolina on 9/3/06 before signing with the Ravens practice squad on 9/7/06. Released by the Ravens on 9/12/06 and signed to the Redskins practice squad on 10/3/06. Re-signed with Washington on 2/5/07 before signing a three-year contract with Washington on 3/5/10 as a restricted free agent. Signed a three-year contract with the Cardinals on 3/13/13 as an unrestricted free agent.

**2012:** Appeared in all 16 regular season games for the fourth consecutive season and also saw action in the team's Wild Card matchup against the Seahawks ... earned his first career selection to the Pro Bowl after being voted in as the NFC's special teams representative ... served as the Redskins' special teams captain for the third straight year and won the team's Media Good Guy award for the second consecutive season ... recorded 32 tackles and a career-high 2.5 sacks on defense and added a team and career-high 31 special teams tackles ... appeared on special teams in a season-opening win @ NO (9/9) ... totaled three special teams tackles and saw action at MLB @ STL (9/16) ... recorded two special teams tackles in win @ TB (9/30) and vs. Atl (10/7) ... saw significant action at LB and on special teams vs. MIN (10/14), posting five tackles, a career-high 1.5 sacks, four QB hits and a fumble recovery that resulted in a Redskins TD on the following play; given a game ball for his effort ... tallied four tackles in reserve LB role

@ NYG (10/21) ... tallied one tackle and a QB hit vs. Car (11/4) ... recorded a tackle for loss and two QB hurries in a win vs. Phi (11/18) ... had two tackles on defense and added two special teams stops in a Thanksgiving Day win @ Dal (11/22) ... registered one solo tackle in a win vs. NYG (12/3) on MNF ... had two tackles in a win vs. Bal (12/9) ... posted one solo defensive tackle and several big special teams hits in a win @ Cle (12/16) ... tallied six tackles and a sack in a win @ Phi (12/23) ... recorded two tackles in a win vs. Dal (12/30) that clinched a division title and playoff berth for the Redskins ... had three tackles (two solo) in the Wild Card Round vs. Sea (1/6/13).

**2011:** Appeared in all 16 games and led the team with 21 special teams tackles ... named a special teams captain for the second consecutive season ... recipient of the Redskins Walter Payton Man of the Year award and Media Good Guy award ... named to USA Today All-Joe Team ... saw action on special teams and recorded one tackle in the season opener vs. NYG (9/11) ... saw action at LB and on special teams vs. Ari (9/18) ... saw action on special teams @ Dal (9/26) and recorded one solo tackle ... had one special teams tackle @ Car (10/23) ... posted two special teams tackles @ Buf (10/30) ... saw action on special teams and recorded one tackle in each of the next three games: @ Mia (11/13), vs. Dal (11/20), @ Sea (11/27) ... recorded one special teams tackle vs. NE (12/11) ... Saw action at LB and on special teams @ NYG (12/18) and recorded one solo tackle ... played on special teams in each of the final two games: vs. Min (12/24) and @ Phi (1/1/12).

**2010:** Played in 16 games and made a career-high 12 starts after moving from the defensive line to OLB during the offseason ... named a team captain on special teams for the first time in his career ... set a career-high with 62 tackles (35 solo) and also totaled 1.5 sacks and one forced fumble ... led the team with 20 special teams tackles, surpassing the total he accumulated during his first three NFL seasons combined (15) ... saw action at OLB and on special teams vs. Dal (9/12), recording one tackle and two QB pressures while helping the defense hold the Cowboys offense to seven points; also had one special teams tackle ... played OLB and on special teams vs. Hou (9/19), registering two tackles, a sack and three special teams

tackles; sack came when he took down QB Matt Schaub on a 3rd-n-9 play in the second quarter, forcing a Texans punt ... saw action at OLB and on special teams @ StL (9/26), totaling four tackles, a special teams tackle and a fumble recovery on a kickoff, which led to a Washington TD on the next play ... made his first career start at LB @ Phi (10/3) and totaled five tackles (four solo) and a pass defensed; also saw action on special teams where he had three tackles ... started at LB vs. GB (10/10) and had five tackles and half a sack; was responsible for the coverage which prevented Aaron Rogers from completing his pass attempt on fourth down from the 1-yard line; part of defense that held the Packers to just 13 points, the team's

## CARDINALS IN THE COMMUNITY

New Cardinals linebacker **Lorenzo Alexander** is regarded as one of the NFL's most active community participants through work with his previous team, the Washington Redskins, and his A.C.E.S. (Accountability, Community, Education, Sports) Foundation which was created in 2008.

A two-time winner of the Redskins Walter Payton NFL Man of the Year (2010-11) award for his community service, the mission of Alexander's foundation is to support youth through emphasizing self-accountability, taking pride in community, striving for education excellence while promoting a healthy mind and body through sports. The goal is that every youth will be inspired to obtain a higher education, pursue a career, maintain a strong family unit and give back to their community.

The A.C.E.S. Foundation is a chapter of the National Alliance of African American Athletes (NAAAA). It has provided enrichment programs for youth in both his hometown of Oakland, CA and the Greater Washington, DC area.

Some of the programs through the foundation include "Real Talk Workshops" that provide youth with information and resources to promote health prevention and good decision making. The "Readers are Leaders" program, tutoring support, test taking strategies, problem solving techniques and SAT prep class help emphasize education for high school, middle school and elementary students.

Annual events in California like his celebrity bowling benefit, the Mother's Day brunch, the "Hold the Line Youth Camp" and his back to school giveaway help various groups of people in his home state. Alexander has also previously been active in the Virginia/DC area with events such as an annual golf tournament, a celebrity bowling benefit, and the annual "All Pro Sports Camp" which is a free two-day football clinic for high school and junior high school football players through a partnership with the Fellowship of Christian Athletes and Grace Covenant Church.

One of Alexander's biggest fundraising events has been the annual "Ride to Provide" charity bike ride in Virginia. The bike ride has offered both children and adults the opportunity to get exercise on a scenic Virginia trail while being joined by NFL players and local celebrities. The event has also included a silent auction and a post-ride celebration featuring food, drinks and entertainment.



In addition to Alexander's work with his foundation, he participated in a variety of events with the Redskins, including in 2010 when he joined President Barack Obama and First Lady Michelle Obama at the White House Easter Egg Role to help kids learn the value of good health. He has helped distribute turkeys and Thanksgiving food baskets at FedEx Field to local residents in need during the holiday season and was a regular participant in team youth fitness zones to help children learn more about the benefits of good nutrition and health. In 2011, he hosted a Play 60 youth flag football clinic and participated in the National Kidney Foundation's "Kidney Walk," a community fundraiser that calls attention to the prevention of kidney disease and the need for organ donation. He serves as a spokesman for the National Kidney Foundation and American Diabetes Association.

He also previously participated in the "Redskins Read" program, which speaks to local elementary schools about the importance of reading and also took part in the "Holiday Wishes Come True" event which took local youth on a Christmas shopping spree.

Through the NFL Youth Football Fund in 2010, his ACES Foundation was awarded a grant to help support his youth football camps. In 2008, Alexander was one of 89 NFL players whose foundation was awarded a grant from NFL Charities for its community work. Alexander has also partnered with United Way and the NFL to serve as an Ambassador to promote reading and the importance of education.

For more information on Alexander's foundation, log onto <http://www.lorenzoalexander.org/>





lowest output in 38 regular season games ... opened the game at OLB vs. Ind (10/17) and totaled four tackles, a forced fumble and three special teams tackles ... started at OLB @ Det (10/31) and had three tackles and a QB pressure ... started @ Ten (11/21) and forced a fumble on Titans QB Vince Young, which was recovered by the Redskins ... started at OLB vs. Min (11/28) and recorded six tackles while helping hold QB Brett Favre to just 172 yards passing and no TDs ... received the start @ NYG (12/5) and totaled a career-high eight tackles ... tallied four tackles, a tackle for a loss, and had one pass defended @ Jax (12/26); helped limit the Jaguars, who entered the game third in the NFL with 151.4 rushing yards per game, to just 78 yards on the ground ... started the season finale vs. NYG (1/2/11) and totaled three tackles (two solo) and a QB pressure, helping hold the Giants to only 82 rushing yards on the day.

**2009:** Appeared in all 16 games while seeing action on the defensive line and on special teams ... tallied 22 tackles, two sacks, a forced fumble, a fumble recovery and 12 special teams tackles ... posted one tackle and recovered his first career fumble in the season opener @ NYG (9/13); fumble recovery came in the second quarter with the Giants leading 10-0 and driving in Washington territory for another score ... finished with a season-high three tackles and a pass defended vs. KC (10/18) ... recorded one tackle and the first forced fumble of his career when he knocked the ball loose from RB Correll Buckhalter vs. Den (11/15) ... registered his first sack of the season when he took down QB JaMarcus Russell for a nine-yard loss in the fourth quarter @ Oak (12/13) ... tallied four tackles and took down QB Eli Manning for a 12-yard loss in the fourth quarter on MNF @ NYG (12/21); gave him sacks in back-to-back games for the first time in his career.

**2008:** Saw action in 15 games and finished the season with 17 tackles, two sacks, two passes defended and three special teams tackles before ending the season on injured reserve with a hamstring injury ... registered seven tackles and posted

his first career sack when he took down QB Matt Hasselbeck @ Sea (11/23) ... over the final four games of the season: vs. NYG (11/30), @ Bal (12/7), @ Cin (12/14) and @ Phi (12/21), recorded 19 tackles, a sack and two passes defended ... sustained a hamstring injury against the Eagles and was placed on IR on 12/24.

**2007:** Appeared in 13 games (one start) and one postseason game, playing along the offensive line, defensive line and on special teams ... totaled four tackles on the season ... inactive for the first three games of the season ... made his first career start in a two-TE formation vs. Phi (11/11).

## COLLEGE:

Attended the University of California where he was a two-time honorable mention All-Pac 10 selection ... as a senior in 2004, earned honorable mention All-Pac 10 honors after starting all 12 games at DT for the nation's second-ranked defense, contributing to a Bears run defense that gave up just 82.5 yards per game, the best total for the team since 1968 ... totaled 28 tackles, 1.5 sacks, a forced fumble and two passes defended ... as a junior in 2003, was the recipient of the Bick Muller Award, given to the team's most valuable defensive lineman ... collected 33 tackles, a sack and a fumble recovery ... as a sophomore in 2002, earned honorable mention All-Pac 10 honors after collecting 25 tackles, a sack and a fumble recovery ... earned a spot on the Pac-10 All-Freshman team in 2001 after tallying 24 tackles, a sack and a fumble recovery.

## PERSONAL:

Attended St. Mary's (Berkeley, CA) High School where he finished his senior season with 120 tackles, 17 sacks, 25 tackles for loss and five forced fumbles ... selected to play in the U.S. Army All-American Bowl in 2004 ... National Alliance of African American Athletes' Watkins Award Finalist in 2001 (NAAAA.com) ... along with his wife, Manjanique, the couple have two daughters and a son ... Legal Studies major.

## ALEXANDER CAREER STATS

Year	Team	GP/GS	Tackles			Sacks		Interceptions					FR	FF	STT	
			Solo	Asst	Ttl	Sk	Yds	Int	Yds	Lq	TD	PD				
2007	Was	13/1	2	2	4	0.0	0	0	0	0	0	0	0	0	0	0
2008	Was	15/0	17	9	26	2.0	11	0	0	0	0	2	0	0	0	3
2009	Was	16/0	16	6	22	2.0	21	0	0	0	0	1	1	1	12	3
2010	Was	16/12	35	27	62	1.5	11	0	0	0	0	2	1	2	20	20
2011	Was	16/0	1	0	1	0.0	0	0	0	0	0	0	0	0	0	21
2012	Was	16/0	17	9	26	2.5	17	0	0	0	0	0	1	0	0	31
<b>Total</b>		<b>92/13</b>	<b>88</b>	<b>53</b>	<b>141</b>	<b>8.0</b>	<b>60</b>	<b>0</b>	<b>0</b>	<b>0</b>	<b>0</b>	<b>5</b>	<b>3</b>	<b>3</b>	<b>87</b>	

### Single Game Highs:

**Total Tackles:** 8, @ NY Giants, 12/5/10; **Solo Tackles:** 5, twice, last @ Philadelphia, 12/23/12; **Sacks:** 1.5, vs. Minnesota, 10/14/12; **Forced Fumbles:** 1, three times, last @ Tennessee, 11/21/10; **Fumble Recoveries:** 1, three times, last vs. Minnesota, 10/14/12.

## ALEXANDER POSTSEASON STATS

Year	Team	GP/GS	Tackles			Sacks		Interceptions					FR	FF	STT	
			Solo	Asst	Ttl	Sk	Yds	Int	Yds	Lq	TD	PD				
2007	Was	1/0	0	0	0	0.0	0	0	0	0	0	0	0	0	0	0
2012	Was	1/0	2	1	3	0.0	0	0	0	0	0	0	0	0	0	0
<b>Total</b>		<b>2/0</b>	<b>2</b>	<b>1</b>	<b>3</b>	<b>0.0</b>	<b>0</b>	<b>0</b>	<b>0</b>	<b>0</b>	<b>0</b>	<b>0</b>	<b>0</b>	<b>0</b>	<b>0</b>	<b>0</b>





# JONATHON AMAYA

27 | SAFETY

HT. 6-2 | WT. 205

COLLEGE  
Nevada

HOMETOWN  
Diamond Bar, CA

HOW ACQUIRED  
UFA-13 (Dolphins)

CARDINALS | YEARS NFL

1 | 4

DOB: November 25, 1988

## PRO CAREER:

Originally signed with the Miami Dolphins as a rookie free agent on 4/30/10. Released on 9/4/10 and signed to Dolphins practice squad on 9/6/10. Promoted to the Dolphins active roster on 10/31/10. Traded along with a draft choice to the Saints in exchange for Reggie Bush on 7/29/11. Released by the Saints on 9/1/12 and was signed by the Dolphins on 9/25/12. Signed a one-year contract with the Cardinals as an unrestricted free agent on 3/27/13.

**2012:** Played in 12 games with the Dolphins and finished tied for second on the team with seven special teams tackles ... released by the Saints as part of final roster cuts on 9/1 ... signed with Dolphins on 9/25 ... made his season debut @ Ari (9/30) ... recorded two special teams tackles @ Cin (10/7) and @ NYJ (10/28) ... inactive vs. NE (12/2) ... had one special teams tackle in each of the final two games of the season: vs. Buf (12/23) and @ NE (12/30).

**2011:** Appeared in all 16 games and two postseason contests with the Saints after being acquired in a trade that sent RB Reggie Bush to the Dolphins on 7/29 ... registered 10 tackles on defense, nine special teams tackles, and one forced fumble ... recorded two special teams tackles and forced a fumble @ TB (10/16) ... posted a career-high four tackles vs. Ind (10/23) ... matched his career high with four tackles vs. Atl (12/26) ... made his playoff debut and had one special teams tackle in the Wild Card game vs. Det (1/7/12) ... collected two special teams tackles in Divisional Playoff matchup @ SF (1/14/12).

**2010:** Saw action in 10 games as a rookie with the Dolphins ... led the team with a career-high 15 special teams tackles and had one fumble recovery ... after beginning the season on the practice squad, signed to the active roster on 10/31 and made his NFL debut @ Cin (10/31) ... had a season-high four special teams tackles @ Oak (11/28) ... equaled season-best with four special teams tackles @ NYJ (12/12) ... recovered a fumble vs. Det (12/26).

## COLLEGE:

Four-year letterman at Nevada, where he recorded 236 tackles, seven INTs, and two forced fumbles in his career ... notched a career-high 89 tackles, eight passes defended, two forced fumbles, and an INT as a senior in '09 ... tied for the team lead with 68 tackles and led the team with four INTs as a junior ... suffered a knee injury early in the 2007 season but returned for the final four games of the year ... totaled 40 tackles while playing in eight games ... played in 11 games with seven starts as a walk-on true freshman in '06, tying for seventh on the team with 42 tackles ... earned one of the team's two Fireman Awards for stepping up in a time of need.

## PERSONAL:

Last name pronounced uh-MY-yah ... attended Diamond Bar (CA) High School where he was a four-year starter as a wide receiver, defensive back, and linebacker ... named team's Defensive MVP as a junior with 75 solo tackles and 63 assists, which led the Sierra League ... also a four-year starter in baseball ... majored in Speech Communications.

## AMAYA CAREER STATS

Year	Team	GP/GS	Tackles			Sacks		Interceptions					FR	FF	STT
			Solo	Asst	Ttl	Sk	Yds	Int	Yds	Lg	TD	PD			
2010	Mia	10/0	0	0	0	0.0	0	0	0	0	0	0	1	0	15
2011	NO	16/0	5	5	10	0.0	0	0	0	0	0	0	0	1	9
2012	Mia	12/0	0	0	0	0.0	0	0	0	0	0	0	0	0	7
<b>Total</b>		<b>38/0</b>	<b>5</b>	<b>5</b>	<b>10</b>	<b>0.0</b>	<b>0</b>	<b>0</b>	<b>0</b>	<b>0</b>	<b>0</b>	<b>0</b>	<b>1</b>	<b>1</b>	<b>31</b>

### Single Game Highs:

**Total Tackles:** 4, twice, vs. Atlanta, 12/26/11; **Solo Tackles:** 3, vs. Indianapolis, 10/23/11; **Fumble Recoveries:** 1, vs. Detroit, 12/26/10; **Forced Fumbles:** 1, @ Tampa Bay, 10/16/11; **Special Teams Tackles:** 4, twice, last @ NY Jets, 12/12/10.

## AMAYA POSTSEASON STATS

Year	Team	GP/GS	Tackles			Sacks		Interceptions					FR	FF	STT
			Solo	Asst	Ttl	Sk	Yds	Int	Yds	Lg	TD	PD			
2011	NO	2/0	0	0	0	0.0	0	0	0	0	0	0	0	0	3
<b>Total</b>		<b>2/0</b>	<b>0</b>	<b>0</b>	<b>0</b>	<b>0.0</b>	<b>0</b>	<b>0</b>	<b>0</b>	<b>0</b>	<b>0</b>	<b>0</b>	<b>0</b>	<b>0</b>	<b>3</b>



## JAVIER ARENAS

### 35 | CORNERBACK

HT. 5-9 | WT. 197

COLLEGE  
Alabama

HOMETOWN  
Tampa, FL

HOW ACQUIRED  
TR-13 (Chiefs)

CARDINALS | YEARS NFL  
1 | 4

DOB: October 28, 1987

### NOTE CARDS

- Acquired by the Cardinals in a trade with the Chiefs on 5/1/13 that sent FB Anthony Sherman to Kansas City.
- In three NFL seasons, Arenas has appeared in 47 games (12 starts) and totaled 136 tackles, four sacks, two INTs, 22 passes defended, a fumble recovery and three forced fumbles. On special teams, has gained 1,035 yards on 105 punt returns and 1,048 yards on 50 kickoff returns.
- In addition to his roles on defense and special teams, has also received playing time on offense, scoring his first career TD on a seven-yard run in 2011.
- Led the AFC and finished third in the NFL after averaging 12.8 yards per punt return in 2011.

### PRO CAREER:

Originally selected by the Chiefs in the second round (50<sup>th</sup> overall) of the 2010 NFL Draft. Acquired by the Cardinals on 5/1/13 in a trade that sent FB Anthony Sherman to Kansas City.

**2012:** Appeared in all 16 games, including a career-high nine starts during his final season in KC ... recorded 58 tackles, eight passes defended, two forced fumbles, a fumble recovery, had nine kickoff returns for 177 yards (19.7 avg.), 34 punt returns for 297 yards (8.7 avg.) and one special teams tackle ... appeared on defense and special teams, recording four kickoff returns for 79 yards, one punt return for 14 yards and one special teams tackle vs. Atl (9/9) ... recorded three tackles @ Buf (9/16) and also had three punt returns for 40 yards (13.3 avg.) and two kickoff returns for 40 yards ... generated two solo tackles, a pass defended and had three punt returns for 39 yards (13.0 avg.) vs. SD (9/30) ... registered career highs with nine tackles, including eight solo tackles, @ SD (11/1) ... finished with three tackles, and two passes defended @ Pit (11/12) ... recorded five solo tackles, two passes defended and returned two punts for 23 yards vs. Den (11/25) ... finished with eight tackles @ Cle (12/9) ... for the second consecutive week, collected eight tackles, while adding one pass defended and a forced fumble @ Oak (12/16) ... totaled seven tackles in the season finale @ Den (12/30); forced a fumble in the first quarter that was recovered by KC and resulted in the team's only points of the game on the ensuing possession.

**2011:** Played in 15 contests with one start, missing one game with an ankle injury ... recorded 41 tackles, a tackle for loss, a sack, two INTs, seven passes defended, one fumble recovery and six QB pressures ... returned 32 punts for 410 yards, with his 12.8-yard average ranking first in the AFC and third in the NFL ... also had 17 kickoff returns for 362 yards (21.3 avg.) ... averaged at least 10 yards per punt return in 10 different games ... carried the ball three times for

12 yards, including his first career TD on a seven-yard run and had a five-yard gain for a first down on a fake punt ... in the season opener vs. Buf (9/11), totaled three tackles on defense, returned one punt for 15 yards and three kickoffs for 55 yards ... finished with two tackles on defense and had a career-long 37-yard punt return @ SD (9/25); also returned three kickoffs for 87 yards, tying a career-long with a 35-yard return ... established a career-high with 71 punt return yards on three returns (23.7 avg.) vs. Min (10/2) ... scored his first career TD in the third quarter @ Oak (10/23); TD came on a seven-yard run as he served as the QB in the Wildcat formation; marked his second career rushing attempt; added two tackles and a pass defended ... missed the first and only game of his NFL career when he was inactive vs. Mia (11/6) with an ankle injury ... made his only start of the season @ NE (11/21) and notched eight tackles, while also tying his career single-game high with 71 punt return yards ... registered two tackles, two passes defended, and recovered a fumble vs. Pit (11/27); added two rushing attempts for five yards; had a five-yard run on 4th-n-1 on a fake punt in the third quarter ... posted his first career INT @ Chi (12/4), pulling down a Caleb Hanie pass on the final play of the game to seal the 10-3 Chiefs victory ... finished with three tackles and registered his first sack of the season @ NYJ (12/11); took down Mark Sanchez in the first quarter for his fourth career sack ... recorded his second career INT, and second in four games, when he stepped in front of a Carson Palmer pass in the second quarter vs. Oak (12/24).

**2010:** Played in 16 games with two starts as a rookie, seeing action on defense, special teams and offense (one game) ... also saw action in the team's postseason matchup ... totaled 49 tackles, two tackles for loss, a career-high three sacks, eight passes defended and three QB pressures ... also posted four special teams tackles and a forced fumble on special teams ... returned 24 kickoffs for 509 yards (21.2 avg.) and 39 punts for 322 yards (8.3 avg.) ... also had one rushing attempt for five yards ... his three sacks tied

for fourth in the AFC and tied for fifth in the NFL among DBs ... made his NFL debut vs. SD (9/13) and recorded a tackle and two passes defended; also had 60 yards on two punt returns, including a season-long 36-yard return ... made his first career start and totaled five tackles and a pass defended vs. Buf (10/31); added 36 yards on four punt returns and 46 yards on two kickoff returns ... appeared on offense, defense and special teams and gained five yards on his first career rushing attempt @ Oak (11/7) ... posted a season-high eight tackles and recorded his first career sack when he took down Derek Anderson in the fourth quarter vs. Ari (11/21) ... made his second start of the season and finished with seven tackles @ Sea (11/28) ... posted four tackles, two tackles for loss and a career-high two sacks vs. Den (12/5), while also adding a pass defended; took down Kyle Orton twice and was part of a defense that held Orton to just nine completions (for 177 yards) on 28 pass attempts ... made his first career postseason appearance in the Chiefs AFC Wild Card matchup vs. Bal (1/9/11), finishing the game with three tackles.

### COLLEGE:

Appeared in 52 games with 28 starts at Alabama and became the first college football player to ever amass over 1,500 punt return yards and 2,000 kickoff return yards in their career ... posted eight total return TDs (7 punts, 1 INT) which was one shy of the NCAA record of nine, achieved by Notre Dame's Allen Rossom (1994-97) ... totaled 125 punt returns for 1,752 yards, with the yardage total ranking as the second-best in NCAA history behind Texas Tech's Wes Welker (2000-03) ... posted 90 career kickoff returns

for 2,166 yards, averaging 24.1 yards per return ... on defense, totaled 154 tackles, 17.5 tackles for loss, seven sacks, six INTs and 14 passes defended ... as a senior in '09, started 13 games at CB and earned first-team All-America and first-team All-SEC honors after recording 71 tackles, 12 tackles for loss, five sacks, a team-high five INTs and five passes defended ... registered 19 kickoff returns for 551 yards and had 32 punt returns for 493 yards and a TD ... totaled two INTs in the 2010 BCS National Championship Game vs. Texas ... started all 14 games as a junior, totaling 63 tackles, 3.5 tackles for loss, two sacks, an INT (returned 63 yards for a TD) and eight passes defended ... returned 41 punts for a school-record 650 yards and three TDs and had 26 kickoff returns for 614 yards ... earned second-team All-America honors as a return specialist and second-team All-SEC recognition as both a CB and a return man ... appeared in 12 games with one start as a sophomore and established a school single-season mark with 657 kickoff return yards, while also adding 323 yards and a TD on 21 punt returns ... earned Freshman All-America honors in '06 after appearing in 13 games ... totaled 286 yards and two TDs on 31 punt returns while adding 344 yards on 18 kickoff returns ... his 86-yard punt return TD vs. Oklahoma State in the Independence Bowl was the longest postseason return in school history.

### PERSONAL:

Attended Robinson (Tampa, FL) High School where he was a first-team All-Suncoast selection after registering 16 TDs as a senior ... also competed on the track team in the 200 and 400-meter sprint events ... Consumer Science major.

## ARENAS CAREER STATS

Year	Team	GP/GS	Tackles			Sacks		Interceptions					FR	FF	STT
			Solo	Asst	Ttl	Sk	Yds	Int	Yds	Lg	TD	PD			
2010	KC	16/2	36	7	43	3.0	29	0	0	0	8	0	1	4	
2011	KC	15/1	26	7	33	1.0	6	2	5	5	6	1	0	0	
2012	KC	16/9	53	7	60	0.0	0	0	0	0	8	0	2	1	
<b>Total</b>		<b>47/12</b>	<b>115</b>	<b>21</b>	<b>136</b>	<b>4.0</b>	<b>35</b>	<b>2</b>	<b>5</b>	<b>5</b>	<b>0</b>	<b>22</b>	<b>1</b>	<b>3</b>	<b>5</b>

#### Single Game Highs:

**Total Tackles:** 9, @ San Diego, 11/1/12; **Solo Tackles:** 8, @ San Diego, 11/1/12; **Interceptions:** 1, twice, last vs. Oakland, 12/24/11; **Passes Defended:** 2, three times, last vs. Denver, 11/25/12; **Sacks:** 2.0, vs. Denver, 12/5/10; **Fumble Recoveries:** 1, vs. Pittsburgh, 11/27/11; **Forced Fumbles:** 1, three times, last @ Denver, 12/30/12.

#### Additional Statistics:

**Rushing:** Career: 4-17 (TD); 2-5 vs. Pittsburgh, 11/27/11; 1-7 (TD) @ Oakland, 10/23/11; 1-5 @ Oakland, 11/7/10.

Year	Team	Att	Punt Returns				Kickoff Returns					
			Yds	Avg	Lg	FC	TD	No	Yds	Avg	Lg	TD
2010	KC	39	322	8.3	36	7	0	24	509	21.2	35	0
2011	KC	32	410	12.8	37	7	0	17	362	21.3	35	0
2012	KC	34	303	8.9	27	4	0	9	177	19.7	25	0
<b>Total</b>		<b>105</b>	<b>1,035</b>	<b>9.9</b>	<b>37</b>	<b>18</b>	<b>0</b>	<b>50</b>	<b>1,048</b>	<b>21.0</b>	<b>35</b>	<b>0</b>

#### Single Game Highs:

**Punt Returns:** 5, three times, last vs. Oakland, 10/28/12; **Punt Return Yards:** 71, twice, last @ New England, 11/21/11; **Long Punt Return:** 37 yards, @ San Diego, 9/25/11; **Kickoff Returns:** 5, three times, last @ Denver, 11/14/10; **Kickoff Return Yards:** 114, @ Houston, 10/17/10; **Long Kickoff Return:** 35 yards, twice, last @ San Diego, 9/25/11.

## ARENAS POSTSEASON STATS

Year	Team	GP/GS	Tackles			Sacks		Interceptions					FR	FF	STT
			Solo	Asst	Ttl	Sk	Yds	Int	Yds	Lg	TD	PD			
2010	KC	1/0	3	0	3	0.0	0	0	0	0	0	0	0	0	0
<b>Total</b>		<b>1/0</b>	<b>3</b>	<b>0</b>	<b>3</b>	<b>0.0</b>	<b>0</b>	<b>0</b>	<b>0</b>	<b>0</b>	<b>0</b>	<b>0</b>	<b>0</b>	<b>0</b>	<b>0</b>



# KYLE AUFFRAY

**46 | TIGHT END**

**HT. 6-5 | WT. 254**

**COLLEGE**  
New Hampshire

**HOMETOWN**  
Cornwall, NY

**HOW ACQUIRED**  
FA-13

**DOB: December 27, 1986**

◆ **ROOKIE** ◆

## **COLLEGE CAREER:**

Played in 16 games as a tight end and punter at New Hampshire after beginning his college career as a QB at Mississippi State ... saw action in all 13 games as a senior in 2010 ... started seven games at TE, catching four passes for 34 yards and a TD and collecting 50 knockdown blocks ... also served as team's punter, totaling 71 punts for 2,679 yards (37.7 avg.) with 20 punts downed inside the 20 ... named to NFF Hampshire Honor Society and Colonial Athletic Association Academic All-Conference team ... also received CAA Commissioner's Academic Award ... played in

three games in '09 ... joined the New Hampshire program in the spring of 2008, playing QB until making the switch to WR and then to TE ... attended Mississippi State from 2006-07 but did not see game action.

## **PERSONAL:**

Attended Cornwall (NY) High School where he lettered in both football and basketball ... played quarterback, safety, and punter ... was named All-Section 9 at QB and earned third-team honors as a safety as a senior ... sister, Alexis, played basketball at Division II Franklin Pierce University (Rindge, NH) ... graduated from New Hampshire with a degree in Kinesiology.



# WILL BATSON

**2 | PUNTER**

**HT. 6-3 | WT. 210**

**COLLEGE**  
North Alabama

**HOMETOWN**  
Killen, AL

**HOW ACQUIRED**  
FA-13

**CARDINALS | YEARS NFL**  
1 | 1

**DOB: September 8, 1986**

## **PRO CAREER:**

Tried out with the Atlanta Falcons and was invited to a rookie minicamp with the Chicago Bears in 2010, but did not sign a contract with either club. Signed with the Tennessee Titans as a first-year free agent on 4/30/12, but was released on 8/26/12. Spent time in 2012 as the kicker for the Premier South Football League's Rocket City Titans and played one game with the Alabama Hammers of the Professional Indoor Football League. Signed as a free agent with the Cardinals on 4/8/13.

North Alabama Team of the Decade punter and voted Special Teams Player of the Year in '09 ... selected All-Gulf South Conference and added ESPN The Magazine second-team Academic All-America honors ... punted 53 times for a 41.2-yard average and placed 14 punts inside the 20 as a junior ... named AFCA All-American as a punter and earned All-Gulf South Conference honors ... averaged 39.0 yards on 30 punts and landed six inside the 20 after becoming a first-team punter as a sophomore ... punted once for 32 yards as a redshirt freshman in '06 ... pitched for the North Alabama baseball team and redshirted in football as a true freshman.

## **COLLEGE:**

Played at North Alabama from 2006-09, punting 141 times for a 40.8-yard average with 38 punts inside the 20 and 15 touchbacks ... earned All-America honors from Daktronics, Associated Press Little All-America, D2Football.com, and Football Gazette for his junior and senior seasons ... shared kickoff duties in his last three seasons and served as a holder as a junior and senior ... averaged 41.6 yards on 57 punts with 18 landed inside the 20 as a senior ... named the

## **PERSONAL:**

Attended Brooks High School (Killen, AL) where he earned first-team All-State honors as a kicker and all-area honors as a punter in his senior season ... began playing football as a junior and was a first-team all-area selection as a kicker ... has trained with former NFL punters Craig Hentrich and Louie Aguiar ... graduated with a major in Economics/Finance and a minor in Chemistry.





# YEREMIAH BELL

**37 | SAFETY**

**HT. 6-0 | WT. 205**

**COLLEGE**  
Eastern Kentucky

**HOMETOWN**  
Winchester, KY

**HOW ACQUIRED**  
UFA-13 (Jets)

**CARDINALS | YEARS NFL**

**1 | 10**

**DOB: March 3, 1978**

**A PRO BOWL SELECTION: 2009**

## NOTE CARDS

- Signed a one-year contract with the Cardinals on 3/13/13 as an unrestricted free agent after spending his first nine NFL seasons with the Dolphins (2004-11) and Jets (2012).
- Has 12 career sacks and is the only safety in the NFL with at least one sack in each of the last five seasons (2008-12). Joins Ronde Barber and Charles Woodson as the only DBs in the NFL with at least one sack in each of the last five seasons.
- Has appeared in 126 career games (91 starts) and has 640 tackles, 12.0 sacks, six INTs, 47 passes defended, nine fumble recoveries, eight forced fumbles and 25 special teams tackles.
- Has recorded at least 100 tackles in each of the last five seasons.
- Entering the 2013 season, has appeared in 80 consecutive games, which is tied with Antoine Bethea for the third-best total in the NFL among safeties behind only Michael Griffin (96) and John Wendling (94).
- After failing to receive a scholarship following his high school playing days, went to work at a Kentucky steel mill where he earned \$8 an hour bending liner pieces that are put in tunnels. At age 20, after two years working in the mill, decided to walk on at Eastern Kentucky, where he eventually earned a full scholarship.

## PRO CAREER:

Originally entered the NFL when he was selected in the sixth round (213th overall) of the 2003 NFL Draft. Released by the Dolphins on 8/31/03 before re-signing to the practice squad on 9/2/03. Signed futures contract with Miami on 12/30/03 and re-signed with the Dolphins on 4/23/07 as a restricted free agent. Re-signed on 3/4/08 (one-year deal) and 2/27/09 (four-year deal) as an unrestricted free agent. Released by Miami on 3/20/12 and signed a one-year contract with the Jets as an unrestricted free agent on 5/21/12. Signed a one-year contract with the Cardinals on 3/13/13 as an unrestricted free agent.

**2012:** Started all 16 games he appeared in during his only season with the Jets and recorded 103 tackles, a sack, four passes defended and a career-high three fumble recoveries ... marked his fifth consecutive season appearing in all 16 games and surpassing 100 tackles ... reached 80 consecutive games played and 57 consecutive starts ... became only safety in the NFL with a sack in each of the last five seasons ... recovered C.J. Spiller fumbles in the first and last games of the season ... made a big impact in his Jets debut, recording four tackles, a pass defended and a fumble recovery in the season opener vs. Buf (9/9); recovered a fumble by RB C.J. Spiller in the second quarter and returned it eight yards before pitching to LaRon Landry, who ran it another nine yards; recovery led to a Jets FG and a 27-7 lead on the ensuing possession just before halftime ... registered a season-high 10 tackles the following week @ Pit (9/16) ... recorded a team-high nine tackles vs. Ind (10/14) ... totaled five tackles and recovered his second fumble

of the season against his former team vs. Mia (10/28); jumped on a fumble by RB Reggie Bush in the third quarter ... recorded six tackles, two tackles for loss and a pass defended in the win @ StL (11/18) ... registered six tackles, a sack and a special teams tackle @ Ten (12/17); fourth quarter sack of QB Jake Locker made him the only safety in the NFL with at least one sack in each of the last five seasons; special teams tackle was the 25th of his career and his first since the 2006 season ... finished with three tackles and established a new career high with his third fumble recovery of the season @ Buf (12/30); recovered a C.J. Spiller fumble on the opening play of the second half, giving the Jets the ball at the Buffalo 15-yard line.

**2011:** Started all 16 games for the third time in four seasons and finished with a team-high 107 tackles, an INT, four passes defended, two sacks and a fumble recovery ... marked the fourth straight season that he led the team in stops ... alongside Kevin Burnett and Karlos Dansby (who each recorded 103 tackles), it marked the first time in Dolphin history three players had 100 or more tackles in the same season ... led the team in tackles four times and finished second seven times ... finished second on the team with nine tackles in the season opener vs. NE (9/12) ... led the team with nine tackles vs. Hou (9/18) ... tied for the team lead with six tackles and added one pass defended @ Cle (9/25) ... finished with a career-high 14 tackles @ SD (10/2) ... recorded seven tackles and his first sack of the season vs. Den (10/23); sack came when he took down Tim Tebow for an eight-yard loss in the second quarter ... recorded four tackles, an INT and two passes defended vs. Buf (11/20), picking off a Ryan Fitzpatrick pass and returning it 20 yards to the





Bills four-yard line in the second quarter; INT led to a Miami TD and 28-3 lead on the ensuing possession ... finished second on the team with seven tackles vs. Phi (12/11) ... recorded 12 tackles and a sack @ NE (12/24); sack came when he took down Tom Brady for a six-yard loss on 3rd-n-8 in the first quarter, to force a punt; marked second game that season with at least 12 tackles.

**2010:** Started all 16 games for the second time in his career, while marking the fifth time in seven seasons he appeared in all 16 games ... finished the season with a team-high 101 stops ... added an INT, 1.5 sacks, five passes defended, two forced fumbles and a fumble recovery ... led the Dolphins in tackles seven times and finished second three times ... tied for the team lead with eight stops @ Buf (9/12) ... led the team with a season-high 12 tackles @ Min (9/19) ... again led the team with nine tackles vs. NYJ (9/26), while also blocking a 61-yard FGA by Nick Folk; marked the first blocked kick of his career and the first blocked FG by a Dolphin since Jason Taylor blocked a 50-yard attempt by Baltimore's Matt Stover on Dec. 12, 2007 ... recorded six tackles, a half sack and a forced fumble vs. Pit (10/24), combining with Cameron Wake to take down Ben Roethlisberger for an eight-yard loss in the first quarter; on the sack, Bell was credited with a forced fumble, which was recovered by Miami ... totaled nine tackles and added two passes defended @ Cin (10/31) ... tied for the team lead with eight tackles and added a sack and forced fumble vs. Ten (11/14); sack of Vince Young came in third quarter for a nine-yard loss and forced a Young fumble; fumble was recovered by Randy Starks at the Titans' 13-yard line, and the turnover resulted in a Dolphins TD and 20-10 lead two plays later ... totaled three tackles and two takeaways @ Oak (11/28); takeaways came on back-to-back series in the second quarter; first takeaway came when he picked off a Bruce Gradkowski pass and returned it 21 yards; second takeaway came on the next Raider series when he recovered a fumble by FB Marcel Reece ... led the team with nine tackles vs. Buf (12/19).

**2009:** Appeared in all 16 games for the second consecutive season and the fourth time in five seasons, while making 15 starts ... earned his first career Pro Bowl nod ... for the second straight season, led the Dolphins in tackles (113), pulled in a career-high three INTs and added 1.5 sacks and added nine passes defended ... led the team in tackles 10 times ... finished second on the team with eight tackles and added one pass defended in the season opener @ Atl (9/13) ... tied for the team lead with seven tackles @ SD (9/27) ... led the Dolphins with eight tackles vs. Buf (10/4) ... tied for the team lead with nine tackles vs. NO (10/25), including a career-high 1.5 sacks; took down Drew Brees for a six-yard loss and also shared a four-yard sack with Randy Starks; his 1.5 sacks made him the all-time Dolphin leader in sacks among DBs, breaking his tie with Liffort Hobley ... tied for the team lead with nine tackles @ NE (11/8) ... led the team with seven tackles and had one pass defended @ Jax (12/13); pass defended came on a key 4th-n-3 play on the Miami 45-yard line with 8:01 left in the game to help preserve the Dolphins 14-10 lead ... recorded five tackles and an INT vs. Hou (12/27), picking off a Matt Schaub pass in the third quarter and returning it 29 yards; marked his second INT on the season, a new career high ... tied for the team lead with six tackles and added his second INT in as many games in the sea-

son finale vs. Pit (1/3/10); marked the first time in his career he posted INTs in back-to-back games; INT output for the final two games of the '09 season matched his total for his first 76 career games.

**2008:** Started all 16 games at SS for the first time in his career and also started the team's Wild Card matchup ... led the team and established a career high with 120 tackles, while adding a sack, 10 passes defended, a fumble recovery and a career-high three forced fumbles ... appeared in his first game since the 2007 season opener and made an immediate impact in the start vs. NYJ (9/7), tying for the team lead with 10 tackles and adding a forced fumble ... in the first win of the season, led the team with 10 tackles @ NE (9/21) ... led the team with six tackles and also recorded two passes defended vs. SD (10/5) ... registered a season-high 12 tackles, a pass defended and a fumble recovery @ Hou (10/21); marked third time in first five games that he recorded double-digit tackles ... recorded eight tackles and a forced fumble vs. Bal (10/19); forced a Willis McGahee fumble at the Miami five-yard line in the fourth quarter that stopped a Baltimore scoring threat ... finished with five tackles and his second forced fumble in as many weeks vs. Buf (10/26); forced a fumble in the fourth quarter that stopped a Buffalo scoring threat, maintaining the Dolphins 25-16 lead; marked the third straight Buffalo drive that ended with a fumble ... led the team with seven tackles and three passes defended in a victory @ Den (11/2) ... registered a team high nine tackles and had one pass defended vs. Sea (11/9); broke up a pass for a two-point conversion with 3:03 left in the game to help secure the Dolphins 21-19 win ... in the rematch vs. NE (11/23), led the team with nine tackles while adding a fourth quarter sack of Matt Cassel; marked his sixth career sack as a Dolphin, tying him with Liffort Hobley for the most sacks by a Dolphin DB in team history ... led the team with nine tackles and added a pass defended @ KC (12/21) ... in the regular season finale @ NYJ (12/28), finished with seven tackles and added two passes defended as the Dolphins secured the AFC East Division title ... made his playoff debut in a starting role in AFC Wild Card matchup vs. Bal (1/4/09) and had three tackles and one pass defended.

**2007:** Started the season opener @ Was (9/9) and registered five tackles before sustaining a ruptured left achilles tendon, which ended his season ... placed on injured reserve (achilles) on 9/11.

**2006:** Appeared in all 16 games for the second straight season, with 11 starts ... totaled 65 tackles, two sacks, a career-high 12 passes defended, two forced fumbles and two fumble recoveries ... also added five tackles and a forced fumble on special teams ... registered his first sack of the season vs. Buf (9/17) when he took down J.P. Losman on third down in the second quarter; added three tackles, a pass defended and two special teams tackles ... recorded two tackles, two special teams tackles and forced a fumble on punt coverage in the third quarter @ NE (10/8) ... made the first start of his NFL career @ NYJ (10/15) as the Dolphins opened with six DBs ... two games later, opened at SS in the Dolphins 31-13 win @ Chi (11/5), recording five tackles, two passes defended and a forced fumble; on the first series of the second half, stripped the ball from Justin Gage following a 17-yard reception, with the loose ball being recovered by Miami, who scored a TD three plays later ... posted nine stops and a season-best three passes

defended in a 13-10 win vs. KC (11/12), as the Dolphins held the Chiefs to just 185 net passing yards ... recorded a then-career high 12 tackles in a 24-20 vs. Min (11/19); also knocked down a pass and recovered a Chester Taylor fumble at the Dolphins 30 in the fourth quarter ... in a 21-0 win vs. NE (12/10), posted a team-high nine tackles, including a sack, forced fumble and fumble recovery, all on the same play; the play came in the fourth quarter and he recovered the fumble at the Dolphins 39, leading to a three-yard TD run by Sammy Morris eight plays later.

**2005:** Played in all 16 games for the first time in his career and registered 21 tackles, three sacks, an INT, four passes defended, a fumble recovery and a forced fumble ... his three sacks tied the single-season franchise record for a DB, tying Nate Jones (2008) Jerry Wilson (1999) and Liffort Hobley (1990) ... finished second on the team with a career-high 14 special teams tackles, while also recovering a fumble ... posted the first sack of his NFL career @ TB (10/16) when he took down Chris Simms for a 14-yard loss in the fourth quarter ... recorded his second career sack when he took down Aaron Brooks for a 26-yard loss on third down in the second quarter @ NO (10/30) ... recovered his first career fumble when he jumped on a muffed punt at the Falcons 14-yard line in the second quarter vs. Atl (11/6); recovery led to a Dolphins FG on the ensuing possession ... recorded two tackles on defense and pulled in the first INT of his career when he stepped in front of a Tom Brady pass in the fourth quarter vs. NE (11/13); Dolphins scored a TD on the ensuing possession and took a 16-15 lead following the INT ... recorded a season-high five tackles in a win @ SD (12/11) and made his biggest play of the year; with the Dolphins holding a 20-14 lead with just over two minutes to play, stripped the ball from Drew Brees, which was recovered by the Dolphins; Miami went on to kick a FG seven plays later which proved to be the deciding points in the 23-21 victory ... had a tackle, a pass defended, two special teams tackles and was credited with a fumble recovery on an errant snap from FG formation vs. NYJ (12/18); also knocked down

a Brooks Bollinger pass attempt on 4th-n-5 from the Dolphins 14-yard line with less than a minute to play, preserving Miami's 24-20 victory.

**2004:** Appeared in 13 games and collected five tackles, a pass defended and five special teams tackles on the season ... made his NFL debut in the season opener vs. Ten (9/11) ... sustained a right distal fibula fracture @ Den (12/12) and was placed on injured reserve on 12/13.

**2003:** Spent the first four weeks of the season on the practice squad before being placed on the practice squad injured reserve list (foot) on 10/7.

## COLLEGE:

Three-year letterman at Eastern Kentucky (1999-2001) who missed his senior season (2002) after sustaining a knee injury ... appeared in 32 games during his career and recorded 258 tackles, nine INTs, four fumble recoveries, seven forced fumbles, 31 passes defended and three blocked kicks ... returned one of his nine INTs for a TD ... as a junior in 2001, earned first-team Division I-AA All-America honors from the Associated Press and the American Football Coaches Association after starting 10 games and leading the team with 86 tackles and six INTs ... also added three tackles for loss, a sack, 15 passes defended, a fumble recovery and two forced fumbles ... finalist for the Buck Buchanan Award, which is given to I-AA football's top defensive player ... also named first-team All-Ohio Valley Conference, OVC Defensive Player of the Year and made the ECU Winners Club on both defense and special teams ... as a sophomore in 2000, led the team with 110 tackles and added two INTs and a fumble recovery ... selected by the coaching staff as the team's Defensive MVP ... won the 1999 team award for Defensive Back of the Year as a freshman in 1999.

## PERSONAL:

Attended George Rogers Clark (Winchester, KY) High School where he was a three-year letterman in football as a DB and WR ... also lettered in basketball and baseball ... Physical Education major.

## BELL CAREER STATS

Year	Team	GP/GS	Tackles			Sacks		Interceptions						FR	FF	STT
			Solo	Asst	Ttl	Sk	Yds	Int	Yds	Lg	TD	PD				
2004	Mia	13/0	4	1	5	0.0	0	0	0	0	0	1	0	0	5	
2005	Mia	16/0	13	8	21	3.0	53	1	0	0	0	3	1	1	14	
2006	Mia	16/11	41	24	65	2.0	12	0	0	0	0	12	2	2	5	
2007	Mia	1/1	4	1	5	0.0	0	0	0	0	0	0	0	0	0	
2008	Mia	16/16	100	20	120	1.0	3	0	0	0	0	10	1	3	0	
2009	Mia	16/15	91	22	113	1.5	8	3	48	29	0	8	0	0	0	
2010	Mia	16/16	83	18	101	1.5	13	1	21	21	0	5	1	2	0	
2011	Mia	16/16	81	26	107	2.0	14	1	20	20	0	4	1	0	0	
2012	NYJ	16/16	83	20	103	1.0	8	0	0	0	0	4	3	0	1	
<b>Total</b>		<b>126/91</b>	<b>500</b>	<b>140</b>	<b>640</b>	<b>12.0</b>	<b>111</b>	<b>6</b>	<b>89</b>	<b>29</b>	<b>0</b>	<b>47</b>	<b>9</b>	<b>8</b>	<b>25</b>	

### Single Game Highs:

**Total Tackles:** 14, @ San Diego, 10/2/11; **Solo Tackles:** 14, @ San Diego, 10/2/11; **Interceptions:** 1, six times, last vs. Buffalo, 11/20/11; **Forced Fumbles:** 1, eight times, last vs. Tennessee, 11/14/10; **Fumble Recoveries:** 1, nine times, last @ Buffalo, 12/20/12; **Sacks:** 1.5, vs. New Orleans, 10/25/09.

## BELL POSTSEASON STATS

Year	Team	GP/GS	Tackles			Sacks		Interceptions						FR	FF	STT
			Solo	Asst	Ttl	Sk	Yds	Int	Yds	Lg	TD	PD				
2008	Mia	1/1	2	1	3	0.0	0	0	0	0	0	1	0	0	0	
<b>Total</b>		<b>1/1</b>	<b>2</b>	<b>1</b>	<b>3</b>	<b>0.0</b>	<b>0</b>	<b>0</b>	<b>0</b>	<b>0</b>	<b>0</b>	<b>1</b>	<b>0</b>	<b>0</b>	<b>0</b>	



## JUSTIN BETHEL

**31 | CORNERBACK/SAFETY**

**HT. 6-0 | WT. 200**

**COLLEGE**  
Presbyterian

**HOMETOWN**  
Sumter, SC

**HOW ACQUIRED**  
D6a/12 (177th)

**CARDINALS | YEARS NFL**

**2 | 2**

**DOB: June 17, 1990**

### NOTE CARDS

- The Cardinals first selection of the sixth round (177th overall) of the 2012 draft, Bethel was one of three Arizona rookies to appear in all 16 games (WR Michael Floyd, RT Bobby Massie).
- Finished second on the team with 14 special teams tackles and scored his first career NFL TD when he returned a blocked FG 82 yards in the fourth quarter vs. Chicago in Week 16. It was the Cards first blocked FG returned for a TD since 2009 and just the fifth dating back to 1960.
- Established a Big South career record after blocking nine kicks in college. Blocked three kicks (FG, PAT, Punt) during the '12 preseason for the Cardinals.
- Became the ninth player ever drafted out of Presbyterian and the first since DB Dan Eckstein was taken in the 15th round (376th overall) of the 1969 NFL Draft by the Packers.
- Became a YouTube sensation when he displayed a 60-inch vertical jump from the flat-footed position. The video has nearly a million views on the video sharing site since it was uploaded in February, 2012.

### PRO CAREER:

Selected by the Cardinals with their first pick of the sixth round (177th overall) of the 2012 NFL Draft and appeared in all 16 games during his rookie season.

**2012:** In his rookie season, played in all 16 games and finished second on the team with 14 special teams tackles ... also scored his first career TD off a blocked field goal and had one tackle on defense ... made his NFL debut playing on defense and special teams vs. Sea (9/9) ... recorded his first career special teams tackle vs. Phi (9/23) ... had one special teams tackle vs. Mia (9/30) and vs. Buf (10/14) ... recorded two special teams tackles vs. SF (10/29) ... posted a career-high three special teams tackles @ GB (11/4) ... had one special teams tackle @ Atl (11/18) and vs. StL (11/25) ... recorded his first career tackle and added two special teams tackles @ Sea (12/9) ... returned a blocked field goal 82 yards for a TD in the fourth quarter vs. Chi (12/23); marked his first career TD and the Cardinals first blocked FG return for a TD since Antrel Rolle on 9/20/09 @ Jacksonville; also had one special teams tackle.

### COLLEGE:

Started 43 of 44 games played at Presbyterian and was a three-time All-Big South selection ... recorded 279 tackles, seven INTs, 16 passes defended, 2.5 sacks, 14 tackles for loss, four forced fumbles and a fumble recovery ... scored three career TDs, returning an INT and two blocked punts for scores ... established a conference career record with nine blocked kicks ... school's all-time leader in tackles (279) and INTs (7) ... as a senior in '11, became the

first Presbyterian player to win Big South Defensive Player of the Year accolades and was just the second DB in conference history to win the award ... started all 11 games and led the team with 87 tackles and four INTs, adding six passes defended, a sack and a forced fumble ... blocked three kicks on the season, becoming the conference all-time career leader ... scored three TDs, returning an INT and two blocked punts for TDs ... had a career game against the University of California, returning an INT 29 yards for a TD and also returning a blocked punt 41 yards for a TD ... a second-team All-Conference selection as a junior in '10, started 10 games, missing one with an injury ... posted a team-best 47 unassisted tackles ... recorded an INT with just over a minute remaining in a victory over Gardner-Webb, sealing the win and snapping a 20-game losing streak ... as a sophomore in '09, started all 11 games and earned second-team All-Conference accolades after recording a team-best 79 tackles, 55 of which were solo ... added 4.5 tackles for loss, forced a fumble and blocked three kicks ... saw action in 12 games and totaled 54 tackles as a freshman in '08 ... totaled two INTs and four passes defended and blocked two kicks.

### PERSONAL:

Attended Blythewood (SC) High School, where he earned all-region accolades and was named the team's Defensive Player of the Year as a senior in 2007 ... served as a key member of the Bengals state championship team in 2006 as a junior ... father, Chris, is a professional gospel singer and Justin is a drummer in his band ... member of the Presbyterian pep band ... majored in Business Administration with a minor in Music.

## BETHEL CAREER STATS

Year	Team	GP/GS	Tackles			Sacks		Interceptions					FR	FF	STT	
			Solo	Asst	Ttl	Sk	Yds	Int	Yds	Lg	TD	PD				
2012	Ariz	16/0	1	0	1	0.0	0	0	0	0	0	0	0	0	0	14
<b>Total</b>		<b>16/0</b>	<b>1</b>	<b>0</b>	<b>1</b>	<b>0.0</b>	<b>0</b>	<b>0</b>	<b>0</b>	<b>0</b>	<b>0</b>	<b>0</b>	<b>0</b>	<b>0</b>	<b>0</b>	<b>14</b>

### Additional Special Teams Statistics:

**Touchdown:** 82-yard blocked field goal return for a TD, vs. Chicago, 12/23/12.



## ADAM BICE 68 | CENTER

HT. 6-4 | WT. 302

COLLEGE  
Akron

HOMETOWN  
Dresden, OH

HOW ACQUIRED  
FA-13

DOB: June 30, 1989

◆ ROOKIE ◆

### COLLEGE CAREER:

A two-year starter at Akron, Bice played 36 games with 22 starts in four seasons ... served as team's starting center as a junior before moving to tackle as a senior ... started all 12 games at right tackle in '12 ... helped anchor offensive line that allowed QB Dalton Williams to set single-season school records with 326 completions and 25 TD passes ... started 10 games at center as a junior, missing two games due to injury ... blocked as RB Jawon Chisholm ran for a team-leading 961 yards, the most by a freshman in program history ... played in four games at center as a sophomore ... saw action in 10 games on the offensive line in '09 ... redshirted in 2008.

### PERSONAL:

Ranked as the No. 17 center in the nation by Scout.com after his career at Tri Valley (Dresden, OH) High School ... was a Division II first-team All-Ohio selection as a senior and named honorable mention All-State the year before ... a two-time all-district and all-league pick, and won league's Lineman of the Year twice ... helped lead team to an 18-5 record over final two years, including a 10-2 mark and a league title as a senior ... also played defense, totaling 51 tackles, 5.5 sacks, one INT, and one forced fumble ... was an all-league selection in basketball ... brother, Nick, is a wide receiver at Akron.

## CARDINALS LAUNCH MOBILE APP

In 2012, the Arizona Cardinals launched the team's first-ever mobile application which fans can download for free to use on their iPhone and Android devices.

With this all-in-one application, Cardinals fans can follow the team no matter where they are. In addition to providing up-to-the-minute team news and information, fans will have continued access to a variety of social media platforms.

This free Cardinals app is available to download by searching for "Arizona Cardinals Mobile" in iTunes and Android Marketplace or through [www.azcardinals.com/app](http://www.azcardinals.com/app).

### Some of the features of the free Cardinals app include:

- News:** Real-time breaking news from the team, previews of upcoming matchups, and access to the "Word From The Birds" blog.
- Multi-media:** Video-on-demand clips of Cardinals press conferences, coach & player interviews, and clips of team TV programming. Audio offerings include podcasts, show clips and interviews. Also available will be game action and individual photo galleries for all the players.
- Team Roster and Player Info:** Player profiles, depth charts sortable by offense, defense and special teams as well as the team's injury report.
- Stats:** Real-time statistics and scores, head-to-head stats of the matchup, player stats, drive-by-drive stats, and box scores.
- Schedules:** Schedule of upcoming games, along with box scores/drives/player stats of previous games from the season. Out-of-town scores from around the NFL are also available as well as up-to-date division and conference standings.
- Digital Keepsake:** For a unique digital keepsake, have your game-time moment super-imposed on the stadium big screen.
- Social Media:** Stay connected with one-click tweets and Facebook postings of all Cardinals media items as well as links to Cardinals Pinterest, Instagram and Google+ pages.
- Fantasy Football:** Week-by-week and season fantasy football statistics can help fans compete for their league titles.
- Stadium:** An interactive map of University of Phoenix Stadium with ability to search for nearest concession stands and amenities plus feature to report in real-time any issues around the stadium.





## JASPER BRINKLEY

54 | LINEBACKER

HT. 6-1 | WT. 252

COLLEGE  
South Carolina

HOMETOWN  
Thomson, GA

HOW ACQUIRED  
UFA-13 (Vikings)

CARDINALS | YEARS NFL

1 | 5

DOB: July 12, 1985

### NOTE CARDS

- Signed a two-year contract with the Cardinals on 3/14/13 as an unrestricted free agent after spending his first four seasons in the NFL with Minnesota.
- Started 15 games in 2012 as a member of the Vikings and established career highs with 117

tackles, three forced fumbles, and four passes defended.

- Has a twin brother, Casper, and the two played together at South Carolina.

### PRO CAREER:

Originally drafted by the Vikings in the fifth-round (150th overall) of the 2009 NFL Draft. Signed a two-year contract with the Cardinals as an unrestricted free agent on 3/14/13.

**2012:** Returned after missing previous season with a hip injury to play in all 16 games with 15 starts ... ranked third on the team with a career-high 117 tackles and second with three forced fumbles ... had five games with 10 or more tackles ... collected seven tackles in season opener vs. Jax (9/9) ... set a career high with 13 tackles @ Det (9/30) ... had his first career forced fumble and pass defended vs. Ten (10/7) ... recorded 11 tackles @ Sea (11/4) ... totaled seven tackles, including one for loss vs. Det (11/11) ... matched his career best with 13 tackles and set a career high with 10 solo tackles @ Chi (11/25); also had a forced fumble ... collected 10 tackles, including one for loss @ GB (12/2) ... equaled career highs with 13 tackles and 10 solo tackles and established a career best with three passes defended vs. Chi (12/9); marked his third consecutive game with double-digit tackles ... had five tackles and a forced fumble @ Hou (12/23) ... recorded two tackles in playoff-clinching win vs. GB (12/30) ... totaled five tackles in Wild Card Playoff @ GB (1/5/13).

**2011:** After suffering a hip injury during preseason, was placed on injured reserve on 9/1.

**2010:** Played in all 16 games and finished second on the team with 17 special teams tackles ... also had six tackles on defense ... equaled a career high with three special teams tackles vs. Dal (10/17) ... recorded a season-high five tackles vs. GB (11/21) ... had one tackle vs. Buf (12/5).

**2009:** Appeared in all 16 games and both post-season games as a rookie ... played mostly on special teams before taking over as starter at MLB for the final four games of the regular season after EJ Henderson suffered season-ending injury ... finished the

season with 32 tackles and 12 special teams tackles ... set a career high with three special teams tackles vs. Bal (10/18) ... made his first career start vs. Cin (12/13) ... recorded 10 tackles in consecutive prime-time games @ Car (12/20) and @ Chi (12/28) ... saw action in Divisional Playoff win vs. Dal (1/17/10), helping hold the Cowboys to three points, a Vikings franchise record for fewest points allowed in a playoff game ... played in NFC Championship Game @ NO (1/24/10) as Vikings held the NFL's top-ranked offense to just 257 total yards ... totaled 10 tackles and one special teams tackle in two playoff games.

### COLLEGE:

Started all 30 games he played at South Carolina from 2006-08 ... earned second-team All-SEC honors as a senior in '08 after ranking third on the team in tackles ... had 11 tackles against Iowa in Outback Bowl in the final game of his college career ... was a preseason first-team All-SEC choice in 2007, but played in only four games before suffering season-ending knee injury ... started all 13 games and was the team's leading tackler in '06, his first season with the Gamecocks ... began his collegiate career at Georgia Military College from 2004-05 ... was honored as the team MVP in both seasons.

### PERSONAL:

Attended Thomson (GA) High School where he earned All-State honors ... also a standout basketball and baseball player ... played with his twin brother, Casper, in high school, at Georgia Military College, and at South Carolina ... Casper signed with the Carolina Panthers as a rookie free agent in 2008 and spent most of the 2008 season on the Panthers practice squad ... aspires to a career in high school coaching when his playing career is over ... earned degree in African-American Studies, graduating during the 2011 offseason.

## BRINKLEY CAREER STATS

Year	Team	GP/GS	Tackles			Sacks		Interceptions					FR	FF	STT
			Solo	Asst	Ttl	Sk	Yds	Int	Yds	Lg	TD	PD			
2009	Min	16/4	25	7	32	0.0	0	0	0	0	0	0	0	0	12
2010	Min	16/0	5	1	6	0.0	0	0	0	0	0	0	0	17	
2011	Min	Injured	Reserve-Hip												
2012	Min	16/15	74	43	117	0.0	0	0	0	0	0	4	0	3	0
<b>Total</b>		<b>48/19</b>	<b>104</b>	<b>51</b>	<b>155</b>	<b>0.0</b>	<b>0</b>	<b>0</b>	<b>0</b>	<b>0</b>	<b>0</b>	<b>4</b>	<b>0</b>	<b>3</b>	<b>29</b>

### Single Game Highs:

**Total Tackles:** 13, three times, last vs. Chicago, 12/9/12; **Solo Tackles:** 10, twice, last vs. Chicago, 12/9/12; **Forced Fumbles:** 1, three times, last @ Houston, 12/23/12; **Passes Defended:** 3, vs. Chicago, 12/9/12; **Special Teams Tackles:** 3, twice, last vs. Dallas, 10/17/10.

## BRINKLEY POSTSEASON STATS

Year	Team	GP/GS	Tackles			Sacks		Interceptions					FR	FF	STT
			Solo	Asst	Ttl	Sk	Yds	Int	Yds	Lg	TD	PD			
2009	Min	2/0	8	2	10	0.0	0	0	0	0	0	0	0	0	1
2012	Min	1/0	3	2	5	0.0	0	0	0	0	0	0	0	0	0
<b>Total</b>		<b>3/0</b>	<b>11</b>	<b>4</b>	<b>15</b>	<b>0.0</b>	<b>0</b>	<b>0</b>	<b>0</b>	<b>0</b>	<b>0</b>	<b>0</b>	<b>0</b>	<b>0</b>	<b>1</b>

### Postseason Single Game Highs:

**Total Tackles:** 6, vs. Dallas, 1/17/10; **Solo Tackles:** 5, vs. Dallas, 1/17/10.



## JARON BROWN

### 13 | WIDE RECEIVER

HT. 6-2 | WT. 205

COLLEGE  
Clemson

HOMETOWN  
Cheraw, SC

HOW ACQUIRED  
FA-13

DOB: January 8, 1990

◆ ROOKIE ◆

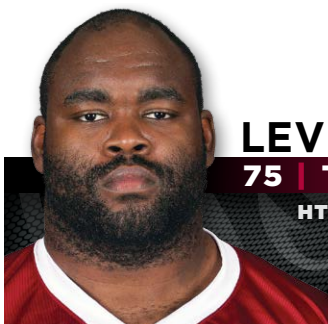
### COLLEGE CAREER:

Finished his Clemson career with 87 receptions for 1,186 yards and eight TDs in 50 games (32 starts) ... also totaled 341 yards on 17 kick returns, 65 yards on seven punt returns, and ran nine times for 66 yards ... two-time academic All-ACC selection and four-time ACC academic honor roll member ... was a team captain as a senior and had 21 catches for 345 yards while playing in all 13 games with 10 starts ... recorded a career-high four TD catches while totaling 31 receptions for 406 yards in 14 games as a junior ... also returned 15 kickoffs for 308 yards ... won the Solid Rock Award among wide receivers as a sophomore ... notched a career-best 32 catches for 405 yards and three TDs and ran for 63 yards on eight carries in 12 games ... finished second on the team in receiving yards and fourth in receptions ... played in 11 games

and had three catches for 30 yards and a TD in '09 ... winner of the Vickery Hall Award for his work in the classroom ... redshirted in 2008.

### PERSONAL:

Helped lead Cheraw (SC) High School to state titles as a junior and senior ... collected 31 receptions for 516 yards and 16 TDs as a senior as he earned All-State, all-area, and all-region honors ... also played safety, totaling 100 tackles and four INTs ... named Palmetto All-Star Back of the Year and AA Player of the Year by the High School Sports Report ... also played basketball and ran track ... named the basketball team's top defensive player as a senior and was all-region in track, running the 100-meters, 200-meters, and 4x100 relay ... graduated in December 2011 with a degree in Management.



## LEVI BROWN

75 | TACKLE

HT. 6-6 | WT. 324

COLLEGE  
Penn State

HOMETOWN  
Norfolk, VA

HOW ACQUIRED  
D1/07 (5th)

CARDINALS | YEARS NFL

7 | 7

DOB: March 16, 1984

### NOTE CARDS

- Selected by the Cardinals with the fifth overall pick in the 2007 NFL Draft. Signed a five-year contract with the Cardinals as a free agent on 3/15/12.
- After spending his first three NFL seasons at right tackle, moved to left tackle in 2010.
- After starting every game for four consecutive seasons, suffered a right triceps injury during preseason and spent the entire 2012 campaign on injured reserve. Prior to the injury, Brown had started 78 consecutive games, including postseason, dating back to his rookie year.
- Scored the first TD of his football career, including high school and college, when he picked up a Max Hall fumble and advanced it two yards for a TD against the Saints in Week 5 of 2010.
- Named an alternate to the Pro Bowl in 2009 in his third NFL season.
- Member of a line that allowed just 26 sacks in 2009, the second lowest season total by a Cardinals offensive line (24-2007) since sacks became an official statistic in 1982.
- Earned his degree in Labor and Industrial Relations in 3 1/2 years, graduating in December 2005; earned second degree in Psychology in December 2006.

### PRO CAREER:

The Cardinals first pick in the 2007 NFL Draft (5th overall), Brown signed a five-year contract with Arizona on 3/15/12 as a free agent.

**2012:** After suffering a torn right triceps in the preseason matchup vs. Oakland on 8/17, was placed on injured reserve on 8/24.

**2011:** Started all 16 games for the fourth straight season ... helped Cardinals rush for 93 yards and a TD on 15 carries (6.2 avg.) @ Was (9/18) ... started at LT @ Sea (9/25); left the game in the second quarter with a rib strain but returned later in the game ... helped the Cardinals rush for 156 yards and a season-high three TDs on 32 carries vs. NYG (10/2) ... part of line that helped lead Cardinals to a season-high 268 rushing yards and a TD on 38 carries (7.1 avg.) @ StL (11/27); marked the highest single-game rushing total for the Cardinals since running for 330 yards at New Orleans on 10/5/80; helped clear the way for RB Beanie Wells to run for a franchise-record 228 yards on 27 attempts ... helped Cardinals rush for 103 yards and a TD on 25 carries vs. Dal (12/4) ... made his 70th consecutive regular season start vs. Cle (12/18) ... helped lead Cardinals to 131 rushing yards and a TD on 31 carries in the season finale vs. Sea (1/1).

**2010:** After moving from RT to LT in the off-season, started all 16 games ... part of line that cleared the way for 112 rushing yards and a TD on 21 carries (5.3 avg.) in the season opener @ StL (9/12) ... helped the Cards rack up 118 rush-

ing yards on 13 carries (9.1 avg.) @ Atl (9/19) ... blocked for a rushing attack that totaled over 100 yards (119) vs. Oak (9/26); was the first time since 1988 that Arizona rushed for over 100 yards in each of their first three regular season games ... played in 50th career game and advanced a QB Max Hall fumble two yards for a TD vs. NO (10/10); marked first career TD ... made 50th consecutive start @ KC (11/21) and helped AZ rush for 101 yards while averaging 5.1 yards per carry ... helped clear the way for 105 rushing yards on 19 carries (5.5 avg.) vs. StL (12/5) ... member of an o-line that allowed no sacks for the first time in '10 and blocked for a rushing attack that totaled 211 yards on 34 carries (6.2) vs. Den (12/12); marked the highest single game rushing total by AZ since 10/3/04 vs. NO (211 yds.).

**2009:** Selected as an alternate for the Pro Bowl after starting all 16 games and both postseason contests at RT ... part of an offensive line that blocked for 1,494 rushing yards, the most by a Cardinals team since 2004 (1,668), and averaged 4.1 yards per carry, the highest by Arizona since 2002 (4.4) ... missed time during the second quarter with a sprained ankle but returned @ Jax (9/20); part of line that did not allow a sack ... helped offense possess the ball for 42:50 @ Sea (10/18), marking the first time since 12/18/94 (41:31 vs. Cin) that Arizona held the ball for at least 40:00 ... part of line that cleared the way for 182 yards rushing @ Chi (11/8) ... despite 38 pass attempts, did not allow sack for the second time in '09 vs. Sea (11/15) ... helped block for 183 rushing yards

on 30 carries @ StL (11/22); marked the most rushing yards by the Cardinals since 10/3/04 vs. NO (211 yards); 487 rushing yards over the last three games was the highest three-game total in a season since the Cardinals rushed for 494 yards in games 10-12 in 1990 (161, 201, 132 yards) ... part of line that didn't allow a sack and cleared the way for 113 rushing yards vs. Min (12/6); broke Vikings streak of recording at least one sack in 23 consecutive games; marked the sixth time in '09 (all wins) and the fourth time in the last five games the line allowed one or fewer sacks ... part of line that did not allow a sack for the fourth time in the '09 regular season finale vs. GB (1/3/10) ... helped clear the way for 156 rushing yards against the NFL's number one ranked rush defense during the regular season vs. GB (1/10/10) in the Wild Card matchup; marked the highest rushing total against a GB defense that only gave up 83.3 yards per game ... for the second straight week helped o-line give up only one sack and block for over 100 yards rushing (101) @ NO (1/16/10) in the Divisional game.

**2008:** Started all 16 games as well as all four postseason games and was part of an offensive line that had the same five starters for all 20 games ... started at RT in the season opener @ SF (9/7); helped Edgerrin James collect 100 yards on 26 carries ... started at RT vs. Mia (9/14) and suffered a knee injury but returned to the game ... member of line that did not allow a sack for the first time on the season vs. Buf (10/5); helped clear the way for Arizona to record three rushing TDs in back-to-back weeks (@ NYJ, vs. Buf) for the first time since 1979 ... for the second time in '08 was part of line that did not allow a sack despite 42 pass attempts vs. SF (11/10) ... helped clear the way for James to register his 57th career 100-yard game and eighth as a Cardinal in the season finale vs. Sea (12/28) ... started first career playoff game and was part

of a line that allowed zero sacks vs. Atl (1/3/09); including the regular season it marked the fourth time they had allowed zero sacks ... helped the Cardinals run the ball a season-high 43 times for 145 yards and control the ball for a season-best 39:49 in the Divisional Playoff win @ Car (1/10/09) ... helped team register 102 rushing yards in the NFC Championship Game vs. Phi (1/18/09).

**2007:** Started 11 of 13 games played at RT, missing three contests due to an ankle injury suffered in week three ... started first NFL game in season opener @ SF (9/10) and helped Arizona rack up 161 rushing yards on 38 carries ... helped James to 128 yards on 24 carries as well as not allowing a sack in the home opener vs. Sea (9/16) ... suffered an ankle injury midway through the second quarter and did not return @ Bal (9/23) ... inactive (ankle) for the next three games ... stepped in at LT when Mike Gandy left with a calf injury in the third quarter @ Was (10/21) ... saw action at RT in the fourth quarter when starter Elton Brown went out with a knee injury @ TB (11/4) ... made first start since week three vs. Det (11/11) and helped lead the longest TD drive of the season (15 plays, 90 yards) ... started vs. SF (11/25) and helped the offense rack up 552 total yards, the most by a Cardinals offense since 1949 (Chicago Cardinals, 572 yards, 11/13) ... started vs. Cle (12/2) and helped not allow a sack for the third time this season (only happened once in 2006) while helping James to his second 100+ yard rushing performance of the year ... helped James eclipse 1,000-yards on the season @ NO (12/16) becoming only the second Cardinal RB to record back-to-back 1,000-yard rushing seasons (Ottis Anderson 1983 and 1984) ... started vs. StL (12/30) and assisted in helping offense score the most points (48) in a game since 10/23/1977 (49-31 vs. NO); part of line that did not allow a sack for the final two games and a total of five times in 2007, in which the Cardinals went 4-1.

## CARDINALS IN THE COMMUNITY

Tackle **Levi Brown's** impact in the Valley community has been evident since he was drafted in 2007. Although he missed last season due to injury, Brown still participated at the SRP Milk and Cookies program and helped out at Cardinals kids camps around the Valley.

He and his wife, Lynnette, joined other players and their wives at the Phoenix Ronald McDonald House last December for the annual "Light the House" holiday party to help spread holiday cheer. The group provided the families at the house with dinner, drinks and dessert while also passing out stockings to the children.

In the past, he joined Cardinals teammates and participated in "Pros vs. G.I. Joes," where Cardinals players competed in video games with Arizona soldiers who are based in Iraq and Kuwait as part of a program set up through the USO.

He also joined Cardinals Owner Bill Bidwill and President Michael Bidwill at the Salvation Army Kroc Community Center in November of 2010 for a field groundbreaking on behalf of the NFL's Grassroots program. Brown also joined Cardinals teammates and the Bidwills to serve dinner to the less fortunate at the Phoenix Rescue Mission as part of the team's annual "Feed the Hungry" event that same year.

Brown previously visited 30 teenagers at the UMO New Day Shelter and spoke to the group about the importance of education. He joined teammates and visited the Wellness Community Center to help support teenagers that are struggling with cancer. The program is funded by Cardinals Charities and the teenagers gather once a month to play video games and take part in other activities.







## A FIRST FOR LEVI

When LT **Levi Brown** scooped up a QB Max Hall fumble in the second quarter against the Saints in Week 5 of '10 and took it two yards for a TD, it marked Brown's first career TD. It was the first TD Brown had ever scored, including high school and college play.

With the recovery and TD, Brown became the first Cardinals offensive lineman to score a TD since Reggie Wells recovered an Edgerrin James fumble in the endzone at St. Louis on 10/7/07.

With Brown's TD against the Saints, he joined Wells as the only two linemen to score TDs for the Cardinals dating back to 10/21/90 at NY Giants when T Luis Sharpe caught a one-yard pass from Timm Rosenbach.



### COLLEGE:

Originally recruited at Penn State as a defensive lineman, he went on to become a two-time All-American and one of the most dominant offensive linemen in the country after converting to offensive tackle during his freshman season ... started 11 games at LT as a senior, sitting out the Northwestern and Minnesota contests after he injured his knee ... as a junior, was instrumental in helping Penn State lead the Big Ten in scoring (35.2 ppg) and rank second in rushing (233.1 ypg) ... started all 12 games at LT, participating in a career-high 869 plays ... allowed only one QB sack and was penalized just twice ... started nine games at LT and the Iowa game at RT as a sophomore, helping pave the way for 300 yards or more of offense in five games ... as a freshman, was listed as a starting DT in spring drills, but the coaching staff shifted him to the offensive line in fall camp ...

redshirted as a freshman, competing on the scout team as a DT.

### PERSONAL:

Attended Granby (Norfolk, VA) High School where he was a standout two-way lineman ... selected first-team All-Tidewater and second-team All-State on both offense and defense by the Virginia High School Coaches Association ... played in the U.S. Army All-American game ... during his junior season, he recorded 102 of his 189 career tackles ... helped lead his team to an 8-2 mark as a senior by recording six sacks, four forced fumbles and 22 stops for losses ... earned his degree in Labor and Industrial Relations in 3 1/2 years, graduating in December 2005 ... earned his second degree, in Psychology, in December 2006, becoming one of six members of the 2006 Penn State football squad that graduated by May of 2006.

### BROWN CAREER STATS

Year	Team	GP/GS
2007	Ariz	13/11
2008	Ariz	16/16
2009	Ariz	16/16
2010	Ariz	16/16
2011	Ariz	16/16
2012	Ariz	Injured Reserve
<b>Total</b>		<b>77/75</b>


### BROWN POSTSEASON STATS

Year	Team	GP/GS
2008	Ariz	4/4
2009	Ariz	2/2
<b>Total</b>		<b>6/6</b>

## CARDINALS "HELP FEED THE HUNGRY"

Last November, Arizona Cardinals players and their wives, front office personnel, and family members once again celebrated the Thanksgiving holiday by serving dinner at the Phoenix Rescue Mission to "Help Feed the Hungry."

Team President Michael Bidwill, Nicole Bidwill, and a group of Cardinal players joined others from the Arizona Cardinals Women's Club, mascot Big Red and team employees to serve dinner at the Rescue Mission.





# DAN BUCKNER

85 | WIDE RECEIVER

HT. 6-4 | WT. 215

COLLEGE  
Arizona

HOMETOWN  
Allen, TX

HOW ACQUIRED  
FA-13

DOB: May 31, 1990

◆ ROOKIE ◆

## COLLEGE CAREER:

Caught 103 passes for 1,379 yards and seven TDs in two seasons with Arizona after transferring from Texas ... started all 13 games as a senior and finished second on the team with 61 receptions for 773 yards and five TDs ... had two 100-yard receiving games ... played in 12 games and made one start in his first season with the Wildcats, finishing with 42 catches for 606 yards and two TDs as a junior ... topped 140 yards receiving in games against Oklahoma State and Oregon State ... redshirted during the 2010 season after transferring from Texas and was named U of A Scout Team Offensive MVP ... played in 26 games in two years with Texas, totaling 50 receptions for 526 yards and six TDs ... saw action in all 14 games with eight starts as a sophomore in '09 and caught 45 passes for 442 yards and four TDs ... helped Texas win the Big 12 title and appear in the BCS National Championship Game, where he caught a two-point conversion in the

fourth quarter ... played in 12 games as a true freshman after enrolling in January '08 and had five catches for 84 yards and two TDs.

## PERSONAL:

Attended Allen (TX) High School where he was a prep All-American and All-State performer ... started in the 2008 U.S. Army All-American Bowl and had three catches for 28 yards and a TD ... was ranked on ESPN's national top 150 list and Rivals top 100 national prospects ... three-year starter at WR, helping his team to a 23-3 record and consecutive district titles over his final two seasons ... totaled 2,511 yards on 146 catches and 33 TDs during his career ... was a first-team 5A All-State selection as a senior ... named first-team all-district and all-area during his junior and senior seasons and was second-team all-district as a sophomore ... also played basketball ... was enrolled in the College of Education at Texas and majored in Sociology at Arizona.

## CARDINALS PLAYER BIRTHDAYS

### JANUARY

2 Rashad Johnson  
5 Tyler Shaw  
5 Caleb TerBush  
8 Jaron Brown  
8 Padric Scott  
9 Andre Roberts  
19 Jonathan Cooper  
23 Alfonso Smith  
27 Tony Jefferson

### FEBRUARY

3 Andre Ellington  
4 Kenny Demens  
7 Javon Harris  
8 Alex Okafor  
11 Daryn Colledge  
19 Jeff King  
20 Kerry Taylor  
21 Ronald Talley  
27 Robert Gill

### MARCH

3 Jeremiah Bell  
6 Jamaal Johnson-Webb  
9 William Powell  
12 Joe Caprioglio  
15 Chilo Rachal  
16 Levi Brown  
16 Lyle Sendlein  
17 Rob Housler

### APRIL

3 O'Brien Schofield  
4 Corey Jones  
9 Paul Fanaika  
9 Ryan Williams  
10 Kory Sperry  
15 Ronnie Yell

### MAY

5 Jamell Fleming  
6 Colin Parker  
7 D.C. Jefferson  
7 Drew Stanton  
10 Senio Kelemete  
13 Tyrann Mathieu  
16 Nate Potter  
23 Jay Feely  
27 Darnell Dockett  
31 Lorenzo Alexander  
31 Dan Buckner

### JUNE

1 Dan Williams  
9 Michael Rios  
9 Stepfan Taylor  
17 Justin Bethel  
19 Rashard Mendenhall  
22 Ryan Lindley  
24 Earl Watford  
30 Adam Bice

### JULY

1 Tim Fugger  
4 Alex Gottlieb  
9 Antoine Cason  
11 Patrick Peterson  
12 Jasper Brinkley  
13 Curtis Taylor  
19 Jerraud Powers

### AUGUST

1 Bobby Massie  
18 LaRon Byrd  
30 Charles Hawkins  
31 Larry Fitzgerald

### SEPTEMBER

1 Calais Campbell  
6 Sam Acho  
7 Ricky Lumpkin  
8 Will Batson  
14 Frostee Rucker  
17 Dan Giordano  
20 Ryan Swope  
23 Zack Nash  
23 Matt Shaughnessy  
29 Bryan McCann

### OCTOBER

9 Daryl Washington  
13 Brian Hoyer  
18 Mike Leach  
26 Dave Zastudil  
28 Javier Arenas

### NOVEMBER

2 Josh Hill  
3 Karlos Dansby  
18 Mike Gibson  
20 Scott Wedgie  
25 Jonathon Amaya  
27 Michael Floyd

### DECEMBER

3 Kevin Minter  
10 David Carter  
15 Reggie Walker  
18 Everette Thompson  
21 Jarrett Dillard  
27 Kyle Auffray  
27 Carson Palmer  
31 Jim Dray



## LARON BYRD 17 | WIDE RECEIVER

HT. 6-4 | WT. 220

COLLEGE  
Miami

HOMETOWN  
Hahnville, LA

HOW ACQUIRED  
FA-12

CARDINALS | YEARS NFL

2 | 2

DOB: August 18, 1989

### PRO CAREER:

Signed by the Cardinals as a rookie free agent on 4/30/12 and was the only member of Arizona's '12 rookie free agent class to make the season-opening 53-man roster. Played in three games as a rookie.

**2012:** Appeared in three games after making the roster as a rookie free agent ... had one reception for eight yards and two special teams tackles ... inactive in each of the first five games of the season ... active but did not play vs. Buf (10/14) and @ Min (10/21) ... inactive in each of the next three games ... made his NFL debut, seeing action on offense and recording one special teams tackle vs. StL (11/25) ... active but did not play @ NYJ (12/2) ... inactive @ Sea (12/9) ... had one special teams tackle vs. Det (12/16) ... recorded his first career catch, an eight-yard reception in the second quarter vs. Chi (12/23) ... inactive (knee) @ SF (12/30).

### COLLEGE:

Appeared in 51 games with 16 starts and finished his Hurricane career with 106 receptions for 1,254 yards (11.8 avg.) and seven TDs ... played in all 12 games with two starts as a senior in '11

and caught 11 passes for 125 yards and one TD ... received the Hurricane media Good Guy Award ... had a career-high 41 catches for 441 yards and one TD in 13 games (six starts) as a junior in '10 ... TD catch against North Carolina was the game-winning score ... set a career high with 460 yards and had one TD on 33 catches as a sophomore in '09 ... made eight starts in 13 games played ... played in all 13 games (three starts) as a true freshman in '08, catching a career-best four TDs and totaling 21 receptions for 228 yards ... named to the All-ACC Academic team.

### PERSONAL:

Prepped at Hahnville (LA) High School where he was considered the second-best receiver in Louisiana following a senior season in which he caught 50 passes for 630 yards and 13 TDs ... also played safety and recorded three INTs in helping lead team to a 10-3 record ... had 30 receptions for 447 yards and eight TDs as a junior ... played mostly at defensive back during his freshman and sophomore seasons ... also played basketball, averaging more than 20 points per game as a junior.

### BYRD CAREER STATS

Year	Team	GP/GS	Receiving				Lg	TD
			Rec	Yds	Avg			
2012	Ariz	3/0	1	8	8.0	8	0	
<b>Total</b>		<b>3/0</b>	<b>1</b>	<b>8</b>	<b>8.0</b>	<b>8</b>	<b>0</b>	

#### Single Game Highs:

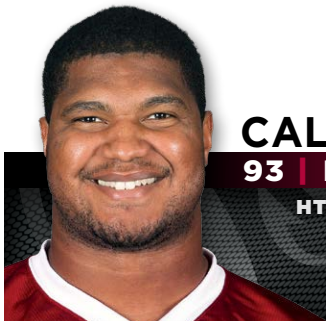
**Receptions:** 1, vs. Chicago, 12/23/12; **Receiving Yards:** 8, vs. Chicago, 12/23/12; **Long Reception:** 8, vs. Chicago, 12/23/12.

### CARDINALS VISIT AMERICAN CANCER SOCIETY HOPE LODGE FOR LUNCHEON

Last October, Cardinals players along with team mascot Big Red and Cardinals Cheerleaders visited patients and volunteers for a luncheon at the American Cancer Society Hope Lodge in Phoenix to help recognize Breast Cancer Awareness Month.

The group from the Cardinals passed out lunch for a celebratory meal recognizing local breast cancer survivors who now volunteer for the American Cancer Society.

After surviving breast cancer, these volunteers now lend their time to help others affected by the disease through the American Cancer Society's "Reach to Recover" program. The program matches up breast cancer survivors with women newly diagnosed with the disease. Survivor volunteers are able to provide comfort and emotional support throughout each woman's cancer journey.



# CALAIS CAMPBELL

93 | DEFENSIVE END

HT. 6-8 | WT. 300

COLLEGE  
Miami

HOMETOWN  
Aurora, CO

HOW ACQUIRED  
D2/08 (50th)

CARDINALS | YEARS NFL

6 | 6

DOB: September 1, 1986

## NOTE CARDS

- The Cardinals second-round selection was taken with the 50th overall pick in '08 after leaving Miami (FL) following his junior season.
- Designated as the team's franchise player before agreeing to a five-year contract on 5/10/12 that will keep him in Arizona through the 2016 season.
- Named to the USA Today All-Joe team in 2009, 2011, and 2012 as a defensive end.
- Named the Arizona Cardinals/Walter Payton NFL Man of the Year in 2011, recognizing his off-the-field community service as well as his playing excellence.
- Led the Cardinals in sacks for three straight years (2009-11) after posting a career high 8.0 sacks in 2011, 6.0 sacks in '10 and 7.0 sacks in '09.
- Despite missing three games with a calf injury in 2012, recorded 65 tackles, 6.5 sacks, 11 tackles for loss, a team-high 14 QB hits and seven passes defended on the year. It marked his third straight season with at least 60 tackles and six sacks.
- Earned NFC Defensive Player of the Week honors for his performance in the Week 2 victory over the New England Patriots in '12, becoming the first player in team history to win Player of the Week honors in two different categories. He was also chosen as the Special Teams Player of the Week following a Week 2 victory against Jacksonville in 2009.
- His 27.5 career sacks are good for 10th place on the franchise all-time sacks list.
- Blocked a 50-yard FGA in the '12 season opener against Seattle, which marked his sixth career blocked FGA. His three blocked FGs in 2011 tied Seattle's Red Bryant for the NFL lead.
- In his four seasons as a starter (2009-12), has recorded 15.0 sacks in 23 games against opponents from the NFC West.
- In 2011, established career-highs with 73 tackles, 8.0 sacks, 11 tackles for loss, 11 passes defended, two forced fumbles, a fumble recovery and three blocked FGs.
- With 11 passes defended in '11, more than doubled his previous single-season high (5, 2009) and tied Carolina DE Greg Hardy for the NFL lead among defensive linemen.
- Following the 2008 season, attended the NFL Business Management and Entrepreneurial Program at the Harvard Business School. During the 2011 offseason, interned with actor/comedian Will Ferrell at Funny or Die.com. During the 2012 offseason, was one of 20 current and former NFL players who took part in the first NFL Pro Hollywood Boot Camp at Universal Studios.
- At 6-8, Campbell was the tallest lineman ever to suit up for the Hurricanes and was the tallest defensive lineman in the 2008 draft.

## PRO CAREER:

The Cardinals second-round selection (50th overall) in the 2008 NFL Draft has appeared in 76 regular games in his first four seasons (58 starts) and all six postseason games. Campbell was given the franchise designation on 3/2/12 before agreeing to a five-year contract on 5/10/12.

**2012:** Played in 13 games with 12 starts ... missed three games due to a calf injury ... finished second on the team with 6.5 sacks, giving him 27.5 career sacks, the 10th most in franchise history ... led the d-line with 65 tackles and added seven passes defended and 11 tackles for loss ... also led the team with 14 QB hits ... blocked a 50-yard FG attempt on the game-opening possession vs. Sea (9/9); marked his sixth career blocked FG; also had one tackle, a QB pressure,

a QB hit, and one pass defended, batting down a Russell Wilson pass at the line in the third quarter ... recorded two sacks of Tom Brady and had 10 tackles @ NE (9/16); marked his third career game with double-digit tackles; also led the team with three QB hits and two tackles for loss; named NFC Defensive Player of the Week, marking the first time in his career he earned that honor; in addition to his NFC Special Teams Player of the Week that he won in Week 2 of the 2009 season, he became the first player in team history to win Player of the Week honors in two different categories ... led the d-line with five tackles vs. Mia (9/30); had one tackle for loss and two passes defended ... led the d-line with five solo tackles and had two tackles for loss and one QB hit vs. Buf (10/14) ... had a sack of Alex Smith in the second quarter vs. SF (10/29); led the d-line with six tackles ... totaled a team-high





nine tackles, one QB hit, and had a half-sack of Aaron Rodgers @ GB (11/4) ... inactive (calf) the next three games ... returned from injury and led the d-line with eight tackles @ Sea (12/9) ... recorded a sack of Matthew Stafford in the fourth quarter vs. Det (12/16); led the team with eight tackles, four tackles for loss, and three QB hits and added one pass defended ... recorded a sack of Jay Cutler in the first quarter vs. Chi (12/23); tied for the team lead with eight tackles, including one for loss, and had one pass defended ... recorded a sack for the third straight game, taking down Colin Kaepernick in the second quarter @ SF (12/30); also had two tackles, including one for loss, and one QB hit.

**2011:** Started all 16 games for the first time in his career and posted career highs with 73 tackles, a team-leading 8.0 sacks, two forced fumbles, and 11 passes defended ... also had a fumble recovery, his first career INT, and was second on the team with 16 QB hits and 11 tackles for loss ... added a career-high three blocked FGs, helping the Cardinals record an NFL-best five blocked FG attempts on the season; three blocked FGs tied Seattle's Red Bryant for the most in the NFL in 2011 ... registered four tackles and one pass defended in the season opener vs. Car (9/11) ... recorded third career blocked FG, blocking Graham Gano's 30-yard attempt in the second quarter @ Was (9/18); led d-line with four tackles and had two passes defended and two QB hits ... registered a career-high 2.5 sacks @ Sea (9/25); marked his third consecutive game against Seattle with a sack; also posted a team-

high 10 tackles and four QB hits; marked the second time in his career he recorded double-digit tackles in a game ... forced a fumble by Ahmad Bradshaw on first drive of the game vs. NYG (10/2); led d-line with six unassisted tackles, including a tackle for loss ... led the d-line with five tackles, including one for loss @ Min (10/9) ... split a sack with LB Paris Lenon in the second quarter @ Bal (10/30); also added six tackles and two QB hits ... blocked Josh Brown's potential game-winning 42-yard FG attempt on the final play of regulation vs. StL (11/6), his second blocked FG of the season and fourth of his career; led the d-line with six tackles, including two for loss, and had a team-high two sacks and three QB hits ... recorded his first career INT @ Phi (11/13), picking off Michael Vick in the third quarter with the Eagles leading 14-7 and driving inside the Arizona 20; also had two unassisted tackles and two passes defended ... recorded the fifth blocked FG of his career and third of the season @ SF (11/20), blocking David Akers 46-yard attempt on the 49ers opening drive of the game; added four unassisted tackles, a pass defended and a QB hit ... recorded a sack vs. Dal (12/4), one of a season-best five sacks in the game for the Cardinals; totaled four tackles, including one for loss, one pass defended, and one QB hit; final tackle was 200th of his career ... equaled his career high with his seventh sack of the season vs. SF (12/11), helping the Cardinals to record five sacks for the second straight game; marked his 20th career sack; had two passes defended, including batting down

## A HAND ON A HALF DOZEN

DE **Calais Campbell** has blocked six FG attempts in his career, the most recent coming in Week 1 of the '12 season vs. Seattle.

In 2011, Campbell tied Seattle's Red Bryant for the NFL lead with three blocked FGs.

### Campbell's Career FG Blocks

#### 2012

##### 9/9 vs. Seattle

On the Seahawks opening drive of the game, blocked a 50-yard FG attempt by Steve Hauschka in the first quarter.

#### 2011

##### 11/20 at San Francisco

With the game still scoreless in the first quarter, Campbell got a hand on David Akers' 46-yard FG attempt. It was the third block of the season for Campbell and second in three games.

##### 11/6 vs. St. Louis

With the game tied 13-13 and the Rams attempting a game-winning 42-yard FG with just four seconds remaining in regulation, Campbell blocked Josh Brown's attempt, sending the game into OT where the Cardinals won on a Patrick Peterson punt return.

##### 9/18 at Washington

Campbell's first FG block of the season came with Arizona down 10-7 in the second quarter against the Redskins. Graham Gano's 30-yard attempt near the end of the half was blocked by Campbell, keeping the Cards within three.

#### 2009

##### 10/11 vs. Houston

Second career block and second of the '09 season came in the second quarter against the Texans. Campbell got a hand on Kris Brown's 35-yard attempt in the second quarter that kept Arizona's 7-0 lead intact. The Cards went on to win 28-21.

##### 9/20 at Jacksonville

Campbell's first career blocked FG came when he blocked Josh Scobee's 46-yard attempt in the second quarter. S Antrel Rolle scooped up the ball and returned it 83 yards for a TD, giving the Cardinals a 17-3 lead.




Alex Smith's pass on 3rd-n-1 on the 49ers final drive; totaled three tackles, including one for loss, and had one QB pressure ... recovered Seneca Wallace's fumble at the 5-yard line to set up the game-tying FG in the fourth quarter vs. Cle (12/18); led the d-line with four tackles ... recorded his career-best eighth sack of the season, taking down Andy Dalton in the second quarter @ Cin (12/24); forced a Cedric Benson fumble in the fourth quarter that Kerry Rhodes recovered; totaled seven tackles, including one for loss, two passes defended and one QB hit ... had one solo tackle and one QB hit vs. Sea (1/1/12), before leaving the game in the second half with an ankle injury.

**2010:** Started 15 games for the second consecutive season, missing one game with an ankle injury ... registered 64 tackles and a team-leading six sacks ... started the season opener and registered three tackles, one sack, one pass defended and a team-high two QB hits @ StL (9/12) ... led the d-line with five unassisted tackles @ Atl (9/19) ... for the second straight week registered five tackles vs. Oak (9/26) and was part of a defense that held Oakland to one TD in five trips in the red zone ... registered one sack and

five tackles @ Sea (10/24) ... led AZ d-line with six tackles, two tackles for loss, one QB hit and a sack vs. Sea (11/14) ... inactive (ankle) vs. SF (11/29); marked first game missed of his career; had played in 48 consecutive games including the postseason ... despite being limited in practice all week (ankle), returned to the starting lineup and recorded one sack, two tackles and one pass defended vs. StL (12/5) ... registered first career fumble recovery vs. Den (12/12); recovery led to a FG to make it 22-3 early in the fourth quarter ... led defense with a career-high 11 tackles (nine solo), four tackles for loss, one QB hit and one sack vs. Car (12/19) ... totaled two sacks, four tackles, one QB pressure and one QB hit vs. Dal (12/25).

**2009:** In his second NFL season, totaled 53 tackles, seven sacks, five passes defended, and two blocked FGs while starting 15 of 16 regular season games played and one of two postseason games ... in first career start, tied for the team lead with seven tackles, while also recording one QB pressure and one QB hit vs. SF (9/13) ... blocked first career FG and registered first half-sack of career @ Jax (9/20); blocked FG was returned 83 yards for a TD by Antrel Rolle, putting Arizona up 17-3 in the second quarter; named NFC Special Teams Player of the Week ... came up big again on special teams, blocking a 35-yard Kris Brown FG and making a TD saving tackle at the



## CAMPBELL KEEPS CLIMBING

The only thing that stopped or even slowed DE **Calais Campbell** in 2012 was a calf injury that kept him out of the lineup for three games (Weeks 11-13). Following his return in Week 14 at Seattle, Campbell was dominant.

In Week 16 against the Bears, Campbell totaled eight tackles, a sack, a tackle for loss, and a pass defended. His sack the following week in the finale at San Francisco marked his third straight game with a sack. It also gave him 4.5 sacks over his final six games of the season.

Campbell finished with 6.5 sacks on the season and now has 27.5 for his career. Those 27.5 sacks are good for 10th place on the franchise all-time list, despite being just 26 years old and only being in the league since 2008.

### Franchise Career Leaders—Sacks

Sacks	Player, Years
66.0	Freddie Joe Nunn, DE, 1985-93
53.5	Simeon Rice, DE, 1996-2000
50.5	Curtis Greer, DE, 1980-88
47.5	Ken Harvey, LB, 1988-93
45.5	Eric Swann, DT, 1991-99
40.0	Bertrand Berry, DE, 2004-09
37.5	Al Baker, DE, 1983-86
37.0	David Galloway, DT, 1982-89
36.0	Darnell Dockett, DT, 2004-
27.5	Calais Campbell, DE, 2008-



AZ 31-yard-line after a 62-yard punt return by Jacoby Jones vs. Hou (9/27); following Jones punt return, helped defense stop the Texans on four straight downs, including the last three where they only needed one yard for a first down; also part of the goal line stand that stopped the Texans from scoring on three straight plays in the final two minutes ... registered 1.5 sacks @ Sea (10/18) ... recorded one sack and

led the defensive line with two passes defended @ NYG (10/25); deflected an Eli Manning pass that was picked off by Adrian Wilson at the Giants 24-yard line ... led team with eight tackles, including two tackles for loss vs. Car (11/1) ... recorded first forced fumble of the season and one QB hit @ StL (11/22) ... did not start for the first time all season as the Cardinals opened the game with six DBs, but tied for

## CARDINALS IN THE COMMUNITY

**Calais Campbell** donated a lot of time and energy to the Arizona community in his fifth season with the Cardinals in 2012. The Cardinals 2011 NFL Walter Payton "Man of the Year," Campbell has made it his mission to give back to the Arizona community through team events and his foundation work.

In 2010, he founded the "CRC Foundation," named after his late father, Charles. The foundation is committed to the enhancement of the community by teaching life skills to assist with the development of young people. Through sports, the enrichment of creative talents, vocational skills, guidance of positive financial skills, and quality health and nutrition, the foundation seeks to empower and provide self-awareness for future leaders.

Campbell has hosted a variety of events since the creation of the foundation to help it grow, including this May when he hosted his first annual golf tournament at Raven Golf Course. That followed the "Calais Campbell Thanksgiving Food Box Donation" at Black Family and Child Services last November when he bought 150 food boxes that were distributed to families in need.

At Christmas time, Campbell, along with his Cardinals teammates, once again hosted his "Shop with a Jock" at Wal-Mart to shop with 50 children from the UMOM New Day Center. The third annual event provided homeless children from the Phoenix area with a \$200 shopping spree along with food and games. He also raffled off a Monday Night Football experience in 2012 which included game tickets, a signed jersey and a meet and greet.

Last September, he hosted the second annual Fundraiser Dinner at Fleming's Steakhouse to benefit his foundation and raise money through a silent and live auction. Campbell joined his Cardinals teammates and other celebrities to serve as waiters at the steakhouse.

Campbell has partnered with United Way and the NFL as the Cardinals spokesperson to promote reading and the importance of education. In addition to helping to recruit volunteer readers, tutors and mentors, Campbell took part in the United Way Great Phoenix Literacy Fair in January of 2013 to promote the importance of literacy of elementary school students. In March 2013, he was the keynote speaker to a group of college students at Deloitte and United Way's Alternate Spring Break. He is currently recruiting volunteer mentors, readers and tutors to join him in helping to cut high-school dropout rates as part of his work with Team NFL and United Way. Fans can sign up at [www.unitedway.org/calais](http://www.unitedway.org/calais).

He also represented the team at Jefferson Elementary School in November of 2011 and led students in fitness activities as part of the NFL's Play 60 program. Jefferson was selected as a Super School and won a \$10,000 grant from the NFL for health and wellness programming and equipment. The Play 60 program helps to promote at least 60 minutes of physical activity per day to combat childhood obesity.

He joined teammate Sam Acho as well as other Cardinals players to travel to Nigeria in the summers of 2012 and 2013 to serve on a medical mission through Acho's Living Hope foundation. The group brought doctors, nurses, surgeons, and dentists to give free medical care to people in need.

Previously, Campbell joined representatives from Albertsons and distributed 50 meals to current and former residents of the Chicanos Por La Causa shelter during Thanksgiving of 2010. The CLPC shelter provides safe, temporary housing for women and their children who have been forced to leave their homes due to domestic violence. He also distributed 40 turkey dinners to families in the Chandler school district at Hamilton High School and Hancock Elementary to help brighten the holidays of those in need that same year.

Campbell also served as a keynote speaker for the 2010 Spotlight Dinner through the Chandler Youth Football League. The dinner recognized student athletes earning scholarships to four year colleges and universities.

For more information about Campbell's foundation, visit <http://thecrcfoundation.org/about-calais-campbell/>



the lead among defensive linemen with four tackles, one tackle for loss and one sack vs. Min (12/6); sack forced Minnesota into a 3rd-and-24 which resulted in an INT on the following play in the third quarter ... registered five tackles, one tackle for loss, one QB hit, and one sack @ SF (12/14) ... had three tackles, one tackle for loss, one QB hit and one sack vs. StL (12/27) ... registered two tackles before leaving the game in the fourth quarter with a thumb injury in the regular season finale vs. GB (1/3/10) ... played with thumb injury that required a cast and recorded two tackles and one QB hit vs. GB (1/10/10) in the Wild Card contest ... continued to play with a cast on his injured thumb and led the defensive line with three solo tackles and one QB hit @ NO (1/16/10) in the Divisional matchup.

**2008:** As a rookie, played in all 16 regular season games and four postseason games (including the Super Bowl) as a reserve DE and special teams contributor, finishing fourth on the team with 16 special teams tackles during the regular season ... collected first career tackle in NFL debut @ SF (9/7) ... in just seven plays on defense registered three solo tackles as well as first career special teams tackle vs. Mia (9/14) ... in just 16 plays on defense, registered three tackles, one QB pressure and first career forced fumble vs. Dal (10/12) ... returned one kickoff 16 yards and recorded two tackles on nine defensive plays @ Car (10/26) ... registered a career-high three special teams tackles @ StL (11/2) ... recorded season-high four tackles and one tackle for loss @ NE (12/21) ... played in first career playoff game vs. Atl (1/3/09) ... had first career pass defensed @ Car (1/10/09) ... recorded one tackle and one special teams tackle in each of the four postseason games and his four special teams tackles tied for the team-high in the postseason.

## COLLEGE:

Played in 36 career games with the Hurricanes (25 starts) before entering the NFL Draft following his junior season ... finished his career with 158

tackles, 19.5 sacks, 39 tackles for a loss, and 30 QB pressures ... two-time All-ACC selection ... started all 12 games at right DE as a junior, finishing the season with 50 tackles and a team-high 12 tackles for a loss ... recorded six sacks and 19 QB pressures while forcing two fumbles, recovering two fumbles and recording his first career INT ... started 12 of 13 games at right DE as a sophomore and was named the team's MVP ... ranked second on the team with 10.5 sacks and led the ACC with 20 tackles for loss (fourth best in the nation) ... added a team-high 16 QB pressures and three fumble recoveries while totaling 80 tackles, six behind team leader Brandon Meriweather ... had a streak of seven consecutive games with at least one sack, the second-longest streak in school history ... appeared in all 12 games with one start as a freshman, totaling 35 tackles, 2.5 sacks, eight QB pressures and 5.5 tackles for a loss.

## PERSONAL:

First name pronounced "cuh-LAY-us" ... attended South (Aurora, CO) High School and was a two-time All-State pick as a DE as a junior and senior while also playing TE as a senior ... established a state record with 58 sacks over his four seasons with 38 of those coming in his final two seasons ... as a senior, recorded 19 sacks, 188 tackles and two INTs on defense and added 38 receptions for 412 yards and four TDs as a TE ... as a junior, recorded five TDs off of blocked kicks and fumble recoveries ... an all-around athlete, also garnered All-State accolades in basketball as a junior and competed in track and field, qualifying for the state meet in both discus and shot put in 2003 ... younger brother, Jared, was a SS at Miami (FL) and spent time with the Cardinals in training camp in 2011 ... other brothers played college football as well; his older brother Ciare was a DB at Colorado State from 2004-05 and his brother Raj played football at Butte and Orange County Junior Colleges and was a receiver at Adams State ... Sociology major.

## CAMPBELL CAREER STATS

Year	Team	GP/GS	Tackles			Sacks		Interceptions					FR	FF	STT
			Solo	Asst	Ttl	Sk	Yds	Int	Yds	Lg	TD	PD			
2008	Ariz	16/0	21	4	25	0.0	0	0	0	0	0	0	0	1	16
2009	Ariz	16/15	36	17	53	7.0	62	0	0	0	0	5	0	1	1
2010	Ariz	15/15	47	17	64	6.0	49	0	0	0	0	2	1	0	0
2011	Ariz	16/16	51	22	73	8.0	64	1	0	0	0	11	1	2	0
2012	Ariz	13/12	51	14	65	6.5	28	0	0	0	0	7	0	0	0
<b>Total</b>		<b>76/58</b>	<b>206</b>	<b>74</b>	<b>280</b>	<b>27.5</b>	<b>203</b>	<b>1</b>	<b>0</b>	<b>0</b>	<b>0</b>	<b>25</b>	<b>2</b>	<b>4</b>	<b>17</b>

### Single Game Highs:

**Total Tackles:** 11, @ Carolina, 12/19/10; **Solo Tackles:** 9, @ Carolina, 12/19/10; **Forced Fumbles:** 1, four times, last @ Cincinnati, 12/24/11; **Fumble Recoveries:** 1, twice, last vs. Cleveland, 12/18/11; **Sacks:** 2.5, @ Seattle, 9/25/11; **Interceptions:** 1, @ Philadelphia, 11/13/11.

### Additional Statistics:

**Blocked Field Goals:** Career: 6; 1, vs. Seattle, 9/9/12; 1, @ San Francisco, 11/20/11; 1, vs. St. Louis, 11/6/11; 1, @ Washington, 9/18/11; 1, vs. Houston 10/11/09; 1, @ Jacksonville 9/20/09; **Kickoff Returns:** 2008: 2-16.

## CAMPBELL POSTSEASON STATS

Year	Team	GP/GS	Tackles			Sacks		Interceptions					FR	FF	STT
			Solo	Asst	Ttl	Sk	Yds	Int	Yds	Lg	TD	PD			
2008	Ariz	4/0	3	1	4	0.0	0	0	0	0	0	1	0	0	4
2009	Ariz	2/1	5	0	5	0.0	0	0	0	0	0	0	0	0	0
<b>Total</b>		<b>6/1</b>	<b>8</b>	<b>1</b>	<b>9</b>	<b>0.0</b>	<b>0</b>	<b>0</b>	<b>0</b>	<b>0</b>	<b>0</b>	<b>1</b>	<b>0</b>	<b>0</b>	<b>4</b>





# JOE CAPRIOGLIO

60 | TACKLE

HT. 6-6 | WT. 315

COLLEGE  
Colorado State

HOMETOWN  
Highlands Ranch, CO

HOW ACQUIRED  
FA-13

DOB: March 12, 1990

◆ ROOKIE ◆

## COLLEGE CAREER:

Played in 28 games with 22 starts in four years at Colorado State ... saw action in all 12 games and made a career-high 10 starts at left tackle as a senior ... helped the Rams produce two 500-yard rushers and total more than 1,500 yards rushing on the season ... also helped block as they had a running back top 100 yards in each of the last five games of the season ... started the first three games at tackle as a junior before suffering a season-ending knee injury against Colorado ... began his sophomore season as a reserve tackle but went on to play in all 12 games and start the final nine games at strong side guard ... played in one game as a redshirt freshman in '09, making his college debut against TCU ... redshirted in 2008.

## PERSONAL:

Last name pronounced "KAP-ree-OH-lee-oh" ... rated Colorado's No. 2 offensive lineman and fifth-best overall prospect by Rivals.com after his prep career at Highlands Ranch (CO) High School ... earned first-team all-league honors and was honorable mention All-State as a senior ... voted team captain and top offensive lineman ... was second-team all-conference as a junior ... also lettered one season each in rugby and track ... parents, Rob and Ann, are former Northern Colorado athletes; Rob played football and Ann ran track ... majored in Business Administration.



# DAVID CARTER

79 | DEFENSIVE TACKLE

HT. 6-5 | WT. 300

COLLEGE  
UCLA

HOMETOWN  
Fontana, CA

HOW ACQUIRED  
D6b/11 (184th)

CARDINALS | YEARS NFL  
3 | 3

DOB: December 10, 1987

## NOTE CARDS

- Has appeared in all 32 games during his first two NFL seasons, including his first four career starts during the 2012 campaign.
- Posted the biggest game of his career in Week 4 of the '11 season against the eventual Super Bowl XLVI champion NY Giants, recording his first sack and forcing a fumble by QB Eli Manning that led to a Cardinals TD in the third quarter.

- Both David, and his brother, Chris, were selected in the 2011 NFL Draft. David was taken by the Cardinals in the sixth round with the 184th overall selection. Chris was drafted by Pittsburgh in the fifth round (162nd overall), 22 draft slots ahead of David. The brothers faced off in Week 7 of the '11 season when the Steelers visited University of Phoenix Stadium.

## PRO CAREER:

Selected by the Cardinals in the sixth round (184th overall) of the 2011 NFL Draft and has appeared in all 32 games (4 starts) during his first two seasons.

**2012:** Saw action in all 16 games for the second straight year and made his first four starts (two at DE, one at DT, and one at NT) ... totaled 15 tackles, two passes defended, three QB hits, and two

QB pressures ... recorded one solo tackle and two QB hits in the season opener vs. Sea (9/9) ... made his first career start in place of the injured Calais Campbell at DE @ Atl (11/18); had one tackle, one pass defended, and one QB hit ... started for the second straight game and recorded one tackle vs. StL (11/25) ... collected two tackles @ NYJ (12/2) ... made his third start of the season and totaled a career-high five tackles, including one for loss,

and one pass defended @ Sea (12/9) ... started at NT vs. Det (12/16) ... recorded two tackles in the season finale @ SF (12/30).

**2011:** Played in all 16 games and had 16 tackles, three passes defended, a sack, and a forced fumble during his rookie season ... recorded a tackle for loss in first career game vs. Car (9/11) ... had one unassisted tackle @ Was (9/18) ... registered one tackle, one QB pressure, and one QB hit @ Sea (9/25) ... posted his first career sack, forcing a fumble by QB Eli Manning that led to a Cardinals TD in the third quarter vs. NYG (10/2); also had a season-high three tackles ... finished with one solo tackle and his first career pass defended @ Bal (10/30) ... had one pass defended and one QB pressure vs. StL (11/6) ... posted a tackle for loss @ SF (11/20) ... tied his career high with three tackles vs. SF (12/11) ... collected two tackles, including one for loss vs. Cle (12/18) ... recorded two tackles @ Cin (12/24).

### COLLEGE:

Played in 40 games (12 starts) during his four seasons at UCLA and had 66 tackles, 6.5 sacks, 11 tackles for loss, a forced fumble and five passes defended ... defensive recipient of the Bruins Kenneth S. Washington Award as the team's most outstanding senior in 2010 after starting all 12 games and ranking sixth on the team with 41 tackles (27 solos) ... added 3.5 sacks, five tackles for

loss, two passes defended and a forced fumble ... as a junior in '09, was co-recipient of UCLA's Captain Don Brown Memorial Award (most improved player) after playing in all 13 games as a reserve DT ... registered nine tackles (five solos), adding two sacks for minus 17 yards ... played in all 12 games as a reserve DT as a sophomore in '08, registering 13 tackles (eight solos), a tackle for loss and a QB pressure ... played in three games as a reserve DT as a freshman in '07... totaled three tackles (two solos), a sack and 1.5 tackles for loss ... redshirted in '06.

### PERSONAL:

Attended Henry J. Kaiser (Fontana, CA) High School and was a first-team All-San Bernardino County selection by the Riverside Press-Enterprise ... earned all-league honors as a senior DE while registering 69 tackles with seven sacks and nine passes defended ... served as a team captain and led his team to a 10-3 overall record in 2005 ... a three-star prospect by Rivals.com, who ranked him as the 39th-best strong-side DE in the country and the 68th overall recruit in the state of California ... also lettered in track and field and was a member of his high school's debate team ... History major at UCLA ... brother, Chris, was drafted in the fifth round (162nd overall) of the 2011 draft by the Pittsburgh Steelers after playing DE at Fresno State (2007-10).

## CARTER CAREER STATS

Year	Team	GP/GS	Tackles			Sacks		Interceptions				FR	FF	STT	
			Solo	Asst	Ttl	Sk	Yds	Int	Yds	Lg	TD				PD
2011	Ariz	16/0	10	6	16	1.0	15	0	0	0	0	3	0	1	0
2012	Ariz	16/4	10	5	15	0.0	0	0	0	0	0	2	0	0	0
<b>Total</b>		<b>32/4</b>	<b>20</b>	<b>11</b>	<b>31</b>	<b>1.0</b>	<b>15</b>	<b>0</b>	<b>0</b>	<b>0</b>	<b>0</b>	<b>5</b>	<b>0</b>	<b>1</b>	<b>0</b>

### Single Game Highs:

**Total Tackles:** 5, @ Seattle, 12/9/12; **Solo Tackles:** 3, @ Seattle, 12/9/12; **Sacks:** 1.0, vs. NY Giants, 10/2/11; **Forced Fumbles:** 1, vs. NY Giants, 10/2/11.

## CARDINALS AND WALMART PARTNER TO PARTICIPATE IN "NEIGHBORHOOD HEROES" EVENT


The Cardinals and Walmart partnered with the City of Avondale Parks and Recreation department to host the inaugural "Neighborhood Heroes" event at Mountain View Park in Avondale last October.

Cardinals players including safety Justin Bethel, defensive tackle David Carter, cornerback Jamell Fleming, guard Senio Kelemete, and punter Dave Zastudil joined team mascot Big Red and Cardinals Cheerleaders to host a community event to recognize a \$10,000 grant that the Cardinals and Walmart made to Mountain View Park to refurbish a playground, including purchasing park benches and providing new swings at the park.

The Cardinals players, cheerleaders and representatives from Walmart celebrated the completion of the project. In addition, the players hosted a Kids Camp for the local youth of the community at the refurbished park.

2012 was the first year of the partnership between the Cardinals and Walmart for the "Neighborhood Heroes" program. In the future, the Cardinals and Wal-Mart will contribute grant money to a Valley community project in need every year.





## ANTOINE CASON

20 | CORNERBACK

HT. 6-1 | WT. 195

COLLEGE  
Arizona

HOMETOWN  
Long Beach, CA

HOW ACQUIRED  
UFA-13 (Chargers)

CARDINALS | YEARS NFL

1 | 6

DOB: July 9, 1986

### NOTE CARDS

- Signed a one-year contract with the Cardinals as an unrestricted free agent on 3/15/13 after spending his first five NFL seasons with San Diego.
- Since entering the league in 2008, has not missed a game in the regular season or post-season. Has appeared in 80 consecutive regular season games with 49 career starts.
- Among NFL cornerbacks, only Pittsburgh's William Gay (96), Baltimore's Corey Graham (93) and Green Bay's Jarrett Bush (81) have appeared in more consecutive regular season games than Cason (80).
- One of just seven active players who posted multiple INTs in each of their first five NFL seasons, joining Champ Bailey, DeAngelo Hall, Brandon Flowers, Aqib Talib, Nate Clements and Leon Hall.
- Led the Chargers in passes defended in both 2011 (15) and 2012 (12).
- A standout college player at the University of Arizona, he won the Jim Thorpe Award as the nation's top defensive back in 2007.
- Father, Wendell, played college football at the University of Oregon and then went on to play for the Atlanta Falcons from 1985-87.

### PRO CAREER:

Originally selected by the Chargers in the first round (27th overall) of the 2008 NFL Draft. Signed a one-year contract with the Cardinals as an unrestricted free agent on 3/15/13.

**2012:** Started all 16 games for the first time in his career and finished with a career-high 71 tackles ... also had two INTs, a team-leading 12 passes defended, and two forced fumbles ... had multiple tackles in all 16 games ... totaled four tackles and a pass defended as part of a defensive effort that held the Titans to just 212 total yards of offense @ Ten (9/16) ... recorded seven tackles, three passes defended and picked off a Matt Ryan pass at the goal line in the fourth quarter vs. Atl (9/23) ... collected an INT for the second straight game vs. KC (9/30), picking off Matt Cassel late in the second quarter; marked the Chargers third INT in the first half; it was the third time in his career he posted INTs in back-to-back games ... tallied a season-high eight solo tackles and forced his first fumble since the '10 season on Sunday Night Football @ NO (10/7) ... tied for the team lead with six tackles vs. Den (10/15) ... recorded seven tackles and a pass defended @ Bal (11/25) ... totaled six solo tackles and forced a fumble that led to San Diego's only TD vs. Car (12/16); marked his second forced fumble of the season, a career-high ... tied a season high with eight tackles @ NYJ (12/23).

**2011:** Played in all 16 games and made 14 starts, posting 55 tackles, two INTs and a career-high and team-best 15 passes defended ... had two

passes defended in season-opening win vs. Min (9/11); both came on third down plays to force punts, with the second helping to set up the Chargers go-ahead TD drive ... broke up pass on potential game-tying two-point conversion attempt with under four minutes remaining in the game to help preserve a victory @ Den (10/9) ... picked off a Jay Cutler pass and had a career-long 64-yard return @ Chi (11/20); marked longest INT return by a Charger since 2007 ... tipped pass that was intercepted by teammate Eric Weddle in Monday Night Football game @ Jax (12/5); play helped set up a TD that gave San Diego a 24-14 lead ... led the team with three passes defended vs. Buf (12/11) ... posted a season-high four passes defended and picked off a Carson Palmer pass in the fourth quarter in season finale @ Oak (1/1/12).

**2010:** Appeared in all 16 games with 15 starts while leading the team with a career-high four INTs ... totaled 61 tackles, 11 passes defended, and one forced fumble in his first year as a regular starter ... also returned 14 punts for 231 yards on the season ... had his first career multi-INT game vs. Jax (9/19), picking off David Garrard twice in the first half; became the first Chargers player with multiple INTs in a game since 2008; also had a forced fumble ... recorded a career-high nine tackles with an INT and a team-leading three passes defended vs. Den (11/22) ... had an INT for the second consecutive game @ Ind (11/28), picking off Peyton Manning on the Colts final drive of the game to seal a 36-14 victory ... took over punt return duties the final four games of the season ... had a 42-yard return

to set up a TD vs. KC (12/12) ... notched a career-long 62-yard punt return that led to a FG in victory @ Den (1/2/11).

**2009:** Played in all 16 games with one start and had 29 tackles, two INTs, one pass defended, and 10 special teams tackles ... recorded INTs in each of the first two games of the season: @ Oak (9/14) and vs. Bal (9/20) ... started at CB and sealed season-opening 24-20 victory @ Oak (9/14) with INT of JaMarcus Russell on Oakland's final play of the game ... picked off a Joe Flacco pass in the fourth quarter vs. Bal (9/20) ... had one tackle in Divisional Playoff game vs. NYJ (1/17/10).

**2008:** Saw action in all 16 games and made three starts as a rookie ... collected 52 tackles, two INTs, seven passes defended, one forced fumble, and a career-high 15 special teams tackles ... forced a fumble in his first career game vs. Car (9/7) ... recorded his first career INT when he picked off Jay Cutler in the fourth quarter @ Den (9/14) ... scored his first NFL TD with a 59-yard INT return in the fourth quarter @ TB (12/21); was San Diego's third TD of the quarter as they came back from down 24-20 to win 41-24 ... had a season-high three special teams tackles to help Chargers clinch AFC West title in regular season finale vs. Den (12/28) ... started in his playoff debut and recorded five tackles, one pass defended and two special teams tackles in Wild Card victory vs. Ind (1/3/09) ... recorded one tackle in Divisional Playoff game @ Pit (1/11/09).

## COLLEGE:

Enjoyed a highly decorated career at the University of Arizona from 2004-07 ... won the Jim

Thorpe Award as the nation's best defensive back and was an AP and Walter Camp first-team All-American as a senior in '07 ... finished career with 15 INTs, fourth most in school history, and set school records for return yards (349) and return average (23.3) ... earned first-team All-Pac-10 honors as a junior and senior after being named honorable mention all-conference as a freshman and sophomore ... won Pac-10 Player of the Week four times during his career, including after his first career game against NAU in '04 ... earned Freshman All-America and All-Pac-10 honors from The Sporting News and the Football Writers Association ... also ran track from 2006-07, participating in the 200-meter and 4x100-meter relay.

## PERSONAL:

Attended Los Alamitos (CA) High School where he was an All-CIF defensive back ... named Sunset League Defensive Back of the Year as a senior ... first-team all-league selection as a junior and senior ... also lettered in track ... has more than a dozen family members who also played Division I college football, including his father, Wendell, who was a defensive back at the University of Oregon and went on to play for the Atlanta Falcons ... while at the University of Arizona, he and former teammate, Matt Brooks, created a campaign to fight cancer known as "Cason Cares" in which they sold wristbands and made a donation to the American Cancer Society for cancer research in December, 2007 ... majored in Political Science and was co-President of Arizona's Student-Athlete Advisory Board in 2006-07.

## CASON CAREER STATS

Year	Team	GP/GS	Tackles			Sacks		Interceptions					FR	FF	STT
			Solo	Asst	Ttl	Sk	Yds	Int	Yds	Lg	TD	PD			
2008	SD	16/3	44	8	52	0.0	0	2	69	59t	1	7	0	1	15
2009	SD	16/1	26	3	29	0.0	0	2	22	22	0	1	0	0	10
2010	SD	16/15	51	10	61	0.0	0	4	51	28	0	11	0	1	0
2011	SD	16/14	51	4	55	0.0	0	2	69	64	0	15	0	0	0
2012	SD	16/16	61	10	71	0.0	0	2	34	31	0	12	0	2	0
<b>Total</b>		<b>80/49</b>	<b>233</b>	<b>35</b>	<b>268</b>	<b>0.0</b>	<b>0</b>	<b>12</b>	<b>245</b>	<b>64</b>	<b>1</b>	<b>46</b>	<b>0</b>	<b>4</b>	<b>25</b>

### Single Game Highs:

**Total Tackles:** 9, vs. Denver, 11/22/10; **Solo Tackles:** 8, @ New Orleans, 10/7/12; **Interceptions:** 2, vs. Jacksonville, 9/19/10; **Forced Fumbles:** 1, four times, last vs. Carolina, 12/16/12; **Touchdowns:** 59-yard INT return, @ Tampa Bay, 12/21/08.

### Additional Stats:

**Punt Returns: Career:** 16-257; **2012:** 1-9; **2011:** 1-17; **2010:** 14-231; **Kickoff Returns: Career:** 1-16; **2012:** 1-16.

## CASON POSTSEASON STATS

Year	Team	GP/GS	Tackles			Sacks		Interceptions					FR	FF	STT
			Solo	Asst	Ttl	Sk	Yds	Int	Yds	Lg	TD	PD			
2008	SD	2/1	4	2	6	0.0	0	0	0	0	0	1	0	0	2
2009	SD	1/0	1	0	1	0.0	0	0	0	0	0	0	0	0	0
<b>Total</b>		<b>3/1</b>	<b>5</b>	<b>2</b>	<b>7</b>	<b>0.0</b>	<b>0</b>	<b>0</b>	<b>0</b>	<b>0</b>	<b>0</b>	<b>1</b>	<b>0</b>	<b>0</b>	<b>2</b>

### Postseason Single Game Highs:

**Total Tackles:** 5, vs. Indianapolis, 1/3/09; **Solo Tackles:** 5, vs. Indianapolis, 1/3/09; **Passes Defended:** 1, vs. Indianapolis, 1/3/09; **Special Teams Tackles:** 2, vs. Indianapolis, 1/3/09.





## DARYN COLLEDGE

**71 | GUARD**

**HT. 6-4 | WT. 308**

**COLLEGE**  
Boise State

**HOMETOWN**  
North Pole, AK

**HOW ACQUIRED**  
UFA-11 (Packers)

**CARDINALS | YEARS NFL**  
3 | 8

**DOB:** February 11, 1982

### NOTE CARDS

- Signed by the Cardinals on 7/29/11 as an unrestricted free agent after spending the previous five seasons with Green Bay, who selected him in the second round (47th overall) of the 2006 NFL Draft.
- A durable player throughout his career, has never missed a game in the NFL or in college, a streak of 164 consecutive games (171 games including postseason).
- Has played in 112 consecutive games since entering the NFL in 2006, tied with Jahri Evans for the second-longest streak among active guards in the NFL behind Brandon Moore (137). Among all offensive linemen, only Moore and C Chris Myers (121) have appeared in more consecutive games than Colledge.
- The only Cardinals lineman to start all 32 games over the last two seasons (2011-12).
- For his career, has started 108 of 112 games played in seven seasons.
- Helped lead the way for RB Beanie Wells to rush for a career-high 1,047 yards in 2011 and become the first Cardinals player in history to rush for 1,000 yards and 10 TDs in a single season. Was also a key component in Wells' franchise record 228-yard performance against the Rams in Week 12 of the '11 season.
- Started all seven postseason games he has appeared in, including the Packers Super Bowl XLV victory over Pittsburgh.
- Became the highest-ever NFL draft choice from the state of Alaska (eighth overall player drafted from the state) when he was picked with the 47th overall selection in '06, topping S Reggie Tongue who went 58th overall to Kansas City in 1996.
- Hails from North Pole, Alaska, a town of 1,600 people that is located 14 miles southeast of Fairbanks. His boyhood home was located on S. Santa Claus Lane and the city was known for its candy cane-themed light poles.

### PRO CAREER:

Originally drafted by the Packers in the second round (47th overall) of the 2006 NFL Draft. Re-signed with the Packers as a restricted free agent on 5/10/10 before signing a five-year contract with the Cardinals as an unrestricted free agent on 7/29/11.

**2012:** Started all 16 games at LG, marking the fifth straight season he has started all 16 games; has played in 119 straight games (including postseason) since entering the league in 2006 ... started at LG vs. Sea (9/9); helped hold the Seahawks to just one sack in 37 pass plays ... helped block as the Cardinals ran for 102 yards and a TD on 32 carries @ NE (9/16) ... started at LG vs. Mia (9/30), which marked his 100th career regular season game ... served as a key blocker as Cardinals ran for a season-high 182 yards on 30 carries vs. Buf (10/14) ... helped lead the way for LaRod Stephens-Howling as he ran for 104 yards and a TD on 20 carries @ Min (10/21); was the first career 100-yard game for Stephens-Howling ... started at LG vs. SF (10/29); marked his 100th career start ... helped block as Stephens-Howling ran for a career-high 127 yards and a TD on 22 carries @ Atl (11/18) ... helped block as Beanie Wells tied a career high

with three rushing TDs vs. Det (12/16) ... started at LG and also saw action at LT in the season finale @ SF (12/30).

**2011:** In his first season with the Cardinals, started all 16 games at LG; marked the fourth straight season he started all 16 games; started at LG in Cardinals debut and helped the team rush for 99 yards and a TD on 25 carries vs. Car (9/11) ... helped the Cardinals rush for 156 yards and a season-high three TDs on 32 carries vs. NYG (10/2) ... started at LG @ Min (10/9); left the game in the second half with a head injury ... returned to start at LG vs. Pit (10/23) ... led the way as the Cardinals ran for a season-high 268 yards and a TD on 38 carries (7.1 avg.) @ StL (11/27); marked the highest single-game rushing total for the Cardinals since running for 330 yards at New Orleans on 10/5/80; helped lead the way for RB Beanie Wells to post a franchise-record 228 yards on 27 carries ... helped Cardinals run for 103 yards and a TD on 25 carries vs. Dal (12/4) ... helped block as Cardinals ran for 131 yards and a TD on 31 carries vs. Sea (1/1/12).

**2010:** Started all 16 regular season games for the third straight season and also started all four postseason games for the Packers, including their

## ALWAYS IN THE GAME

Since entering the league in 2006, G **Daryn Colledge** has never missed a game in his NFL career. He has started all 16 regular season games in each of the last five years and has appeared in 112 consecutive games since his rookie campaign in '06.

Among NFL offensive linemen, only G Brandon Moore (137) and Houston C Chris Myers (121) have appeared in more consecutive games than Colledge.

### Consecutive Games Played (OL) - Active Streaks

Gms	Player (Pos)	Team
137	Brandon Moore (G)	Free Agent
121	Chris Myers (C)	Houston
<b>112</b>	<b>Daryn Colledge (G)</b>	<b>Arizona</b>
112	Jahri Evans (G)	New Orleans
112	D'Brickashaw Ferguson (T)	NY Jets



Super Bowl XLV win over Pittsburgh ... started at LG @ Phi (9/12), marking the fourth consecutive year he started the season opener ... part of an offensive line that did not allow a sack and helped lead the Packers on six scoring drives vs. Buf (9/19) ... part of an offensive line that did not allow a sack for the second straight game @ Chi (9/27) ... helped block for a rushing attack that totaled a season-high 157 yards on 17 attempts (9.2 avg.) @ Was (10/10) ... for the third time on the season, part of an offensive line that did not allow a sack vs. Min (10/24) ... made his 45th consecutive start and helped the offense gain 410 total yards and hold the ball for 37:11 vs. SF (12/5) ... suffered a knee injury on the team's first series while making a tackle of CB Brandon McDonald after a fumble @ Det (12/12) ... despite being limited in practice all week with the knee injury, started and part of an offense that controlled the clock for 40:48 and posted 369 net yards @ NE (12/19) ... against a Giants defense that entered the game ranked second overall in the NFL, helped lead the Packers to 27 first downs, 515 net yards and held the ball for 37:01 in a 45-17 victory vs. NYG (12/26) ... helped the Packers rush for 138 yards in the Wild Card victory @ Phi (1/9/11), including 123 yards by RB James Starks, the highest postseason total by a rookie in franchise history ... made the fifth postseason start of his career in the Divisional matchup @ Atl (1/15/11) and was part of a front that cleared the way for the offense to total 28 first downs, 442 net yards and convert 4 of 6 red zone opportunities ... started in the NFC Championship Game @ Chi (1/23/11) ... started at LG in Super Bowl XLV vs. Pit (2/6/11) and helped block for Aaron Rodgers as he became the first Packers QB to throw for over 300 yards in any of the franchise's five Super Bowl appearances.

**2009:** Started all 16 games for the second straight season for Green Bay, starting 14 games at LG and two at LT ... named Green Bay's 2009 Walter Payton Man of the Year ... part of a line that led the way for RB Ryan Grant's career-high 1,253 rushing yards, his second straight 1,200-yard season ... helped a Green Bay offense that ranked sixth in the NFL in total yardage ... part of a Packers offense

that became the first in NFL history to have a 4,000-yard passer, a 1,200-yard rusher and two 1,000-yard receivers in back-to-back seasons ... started at LG but switched to LT in the third quarter when Chad Clifton left the game with an ankle injury vs. Cin (9/20) ... started at LT for the injured Clifton @ STL (9/27) ... for the second straight game, received the start at LT for Clifton but left early in the fourth quarter with a knee injury @ Min (10/5) ... returned to starting LG position, where he remained for rest of season, and helped block for Packers 435 yards of total offense vs. Det (10/18); part of line that protected Aaron Rodgers on his way to 358 passing yards, giving him back-to-back games with 350-plus yards for the first time in his career ... part of a line that did not allow a sack of Rodgers and blocked for Ryan Grant's season-high 148 yards on 27 carries (5.5 avg.) @ Cle (10/25); 202 yards on the ground was also a season best ... helped block for offensive season-high 484 total yards, including 129 yards rushing from Grant on 21 carries (6.1 avg.) vs. SF (11/22) ... helped block for team's 153 rushing yards and five TDs on 32 carries (4.8 avg.) vs. Sea (12/27); marked the first time the Packers posted five rushing TDs in a game since 10/9/88 vs. New England ... started and helped offense post team playoff-record 493 total yards, including franchise-best 423 yards passing from Rodgers in the NFC Wild Card matchup @ Ari (10/10/10).

**2008:** Started all 16 games for the first time in his career and was one of only two players (Jason Spitz) to take every offensive snap ... joined Spitz as the only linemen to start at three different spots on the offensive line ... opened 14 games at LG and one each at LT and RT ... blocked for Grant's (then) career-high 1,203 rushing yards and also protected Rodgers on his way to 4,038 passing yards to give the Packers a 4,000-yard passer and a 1,200-yard rusher in the same season for the first time in team history ... part of a line that did not allow a sack of Rodgers and cleared the way for 139 yards on the ground vs. Min (9/8); provided a key block on Grant's 57-yard run in the fourth quarter, taking out DT Pat Williams ... helped team rush for 123 yards, and also saw time at RG in the second half when



Allen Barbre came in at LG @ Det (9/14) ... started at LG but moved over to LT in the third quarter for an injured Clifton (hamstring), where he played the rest of the game vs. Atl (10/5) ... started at LT for first time since 10/22/06 at Miami in place of Clifton, who missed the game due to illness @ Ten (11/2) ... helped pave the way for team's 200 rushing yards, including a season-high 145 from Grant vs. Chi (11/16); line did not allow a sack or pressure of Rodgers in the game ... started first game of his career at RT, but moved over to customary LG spot in the third quarter when injuries to C Scott Wells and Barbre forced the line to re-shuffle vs. Det (12/28); blocked for team's season-high 211 rushing yards and helped pave the way for Grant and RB DeShawn Wynn to each post 100-plus yards rushing, only the second time since 1985 that the Packers accomplished that feat.

**2007:** Appeared in all 16 games (13 starts) while also starting at LG for both playoff contests ... filled in at both tackle spots when needed ... moved to LT in the fourth quarter for a series when Clifton went out temporarily with an ankle injury @ NYG (9/16) ... started at LG and shifted to RT in the third quarter after Mark Tauscher left the game with an ankle injury vs. Min (11/11); noted after the game it marked the first time since high school he played at RT; helped Green Bay amass a season-high 488 yards, and held the Vikings without a sack ... started @ Dal (11/29) and appeared in but did not start the following three contests ... returned to the starting lineup at LG and shifted to LT for Clifton in the second half vs. Det (12/30); helped the team rush for 217 yards, 113 coming from Brandon Jackson, the first 100-yard rushing performance of his career ... part of an offensive line that assisted Grant to 201 yards and three TDs, both Packers playoff records in the NFC Divisional matchup vs. Sea (1/12/08).

**2006:** Played in all 16 games and started the final 15 during his rookie season, 14 at LG and one at LT ... made his NFL debut in the season opener vs. Chi (9/10) on special teams ... named the team's most improved player by head coach Mike McCarthy and was named to the prestigious Pro Football Weekly/Pro Football Writers Association All-Rookie Team ... made first career start in Week 2 vs. NO

(9/17) for an injured Spitz and never relinquished the role, even after Spitz returned to health and was re-inserted at RG ... shifted from LG to LT with Clifton inactive (illness) @ Mia (10/22) as the Packers started three rookies on the offensive line for the first time since at least the 1970 merger, according to Elias Sports Bureau; part of an offensive line that blocked for 155 yards rushing, including 118 from Ahman Green.

## COLLEGE:

Four-year starter and a three-time All-WAC selection for Boise State, earning first-team honors in 2004 and 2005 after receiving second-team recognition in 2003 ... highly durable, established the school record for consecutive games played and started (both 52) ... during a period of remarkable success, the school posted a 45-7 record (.865) during his four seasons as a starter, including a 31-1 conference mark en route to four straight WAC championships ... contributed to three consecutive top-20 rankings from 2002-04 and to a 31-game home winning streak that stood as the nation's longest active string until it ended in his final collegiate game ... named the school's 'Outstanding Offensive Lineman' three times (2003-05) and set several records in the BSU weight room during the spring of 2005, including 438 pounds in the power clean and 665 pounds in the back squat.

## PERSONAL:

Attended North Pole (AK) High School where he was a first-team All-State defensive lineman ... also received honorable-mention All-State recognition as an offensive lineman and punter his senior season ... lettered twice in football, four times in baseball (OF and 1B) and twice in track ... finished third in the shot put at the state track and field championships his senior year and placed eighth as a junior ... spent one season as the center on the school's basketball team and was a member of the wrestling squad his freshman year ... joined former Packers teammates Tony Moll and Jason Spitz in starting their own wine label, Three Fat Guys, in 2008 ... along with his wife, Megan, the couple have a daughter, Camryn ... earned degree in Communications.

## COLLEGE CAREER STATS

Year	Team	GP/GS
2006	GB	16/15
2007	GB	16/13
2008	GB	16/16
2009	GB	16/16
2010	GB	16/16
2011	Ariz	16/16
2012	Ariz	16/16
<b>Total</b>		<b>112/108</b>

## COLLEGE POSTSEASON STATS

Year	Team	GP/GS
2007	GB	2/2
2009	GB	1/1
2010	GB	4/4
<b>Total</b>		<b>7/7</b>



# JONATHAN COOPER

61 | GUARD

HT. 6-2 | WT. 311

DOB: January 19, 1990

COLLEGE  
North Carolina

HOMETOWN  
Wilmington, NC



ROUND 1  
7th Overall

## NOTE CARDS

- The Cardinals first round selection in the 2013 NFL Draft and the 7th overall pick; was the first guard taken and the fourth offensive lineman behind tackles Eric Fisher (1st overall, Chiefs), Luke Joeckel (2nd overall, Jaguars) and Lane Johnson (4th overall, Eagles).
- Became the first guard taken in the top eight of the NFL Draft since 1982, when future Hall of Famer Mike Munchak was selected by the Houston Oilers with the eighth overall pick.
- As a senior in 2012, Cooper became the first Tar Heel player to earn consensus first-team All-America honors since Julius Peppers in 2001. He became the sixth guard in school history to earn first-team All-America honors and the first since Pat Crowley in 1989.
- Became the first North Carolina player ever selected as a finalist for the Outland Trophy as the nation's top interior lineman.
- During his career at North Carolina, Cooper established a school record with 48 starts, all at left guard.

## COLLEGE CAREER:

Started a school-record 48 games for the Tar Heels at left guard and finished his collegiate career as one of the most highly decorated linemen in UNC history ... a three-time All-ACC selection, Cooper earned first-team All-America honors as a senior, when he was also named the recipient of the 2012 Jacobs Blocking Trophy as the best lineman in the ACC ... in each of his four seasons, led the team in TD resulting blocks (56) and knockdowns (235) each year.

**2012:** Started all 12 games at left guard and became UNC's first consensus All-American first-team selection since DE Julius Peppers received the honor in 2002 ... one of three finalists for the Outland Trophy as the nation's top interior lineman ... also earned All-ACC first-team accolades, and he was the recipient of the league's Jacobs Blocking Trophy ... candidate for the Bobby Bowden Student-Athlete of the Year Award ... recorded a 93% grade for blocking consistency, which was the best for any interior lineman in the NCAA Football Bowl Subdivision ranks in '12 ... posted a career-high 93 knockdowns and 18 TD-resulting blocks, while leading a front wall that paced the ACC and ranked ninth in the nation by allowing only 11 sacks ... closed out his career by having his jersey honored in Kenan Stadium ... in his final career game, had a team-best 10 knockdowns and graded out at 93 percent vs. Maryland ... earned ACC Offensive Lineman of the Week honors twice on the season.

**2011:** Started all 13 games and earned second-team All-ACC honors for his play at left guard ... joined left tackle James Hurst as the pair became the first Carolina offensive line tandem to earn All-

ACC honors since 1993 ... helped pave the way for RB Giovanni Bernard to gain 1,253 rushing yards, the first time a Tar Heel back rushed for over 1,000 yards since 1997 ... finished with a team-best 47 knockdown blocks and 14 TD-resulting blocks for a unit that averaged 393.2 yards in total offense per game.

**2010:** Earned second-team All-ACC honors after starting all 13 games and participating in a team-high 875 snaps ... led the Tar Heels in knockdown blocks (55) and TD-resulting blocks (12) for the second straight year, as his pass protection skills aided UNC to rank 26th in the nation with an average of 264.0 yards per game ... graded out at 83 percent for the season, tied with James Hurst for the best mark on the team.

**2009:** Named to the All-ACC freshman team by The Sporting News, as the redshirt freshman started 10 games at left guard and saw action on 579 snaps ... owned a 73% grade and a team-best 40 knockdown blocks to go with 10 TD-resulting blocks ... sat out the Connecticut, Georgia Tech and Virginia games but returned to starting lineup vs. Georgia Southern.

## PERSONAL:

Attended John T. Hoggard (Wilmington, NC) High School where he earned All-State honors as he helped lead the team to a perfect 16-0 record and the state Class 4-A Championship as a senior ... achieved the rare feat of being voted Conference Player of the Year in 2007 as an offensive lineman ... rated the eighth-best player in the state of North Carolina by Rivals.com ... also a standout heavyweight wrestler ... earned a degree in Communications and was the recipient of a 2013 ACC Postgraduate Honorary Scholarship after spending every semester on the dean's list.

## COOPER COLLEGE STATS

Year	GP/GS
2009	10/10
2010	13/13
2011	13/13
2012	12/12
<b>Total</b>	<b>48/48</b>





## KARLOS DANSBY

**55 | LINEBACKER**

**HT. 6-4 | WT. 250**

**COLLEGE**  
Auburn

**HOMETOWN**  
Birmingham, AL

**HOW ACQUIRED**  
FA-13

**CARDINALS | YEARS NFL**  
7 | 10

**DOB: November 3, 1981**

### NOTE CARDS

- The Cardinals second round selection (33rd overall) in the 2004 NFL Draft, Dansby played six seasons in Arizona and started 83 of 90 games played before signing with Miami as a free agent prior to the 2010 season. Following three seasons with the Dolphins, he was released and returned to the Cardinals on 5/10/13 when he signed a one-year contract.
- For his career, Dansby has appeared in 136 regular season games (127 starts) and totaled 955 tackles, 31.5 sacks, 11 INTs, 44 passes defended, nine fumble recoveries and 16 forced fumbles.
- During his first six seasons in Arizona, Dansby started 83 of 90 regular season games played and all six postseason matchups. He totaled 623 tackles, 25.5 sacks, 10 INTs, 27 passes defended, 13 forced fumbles and nine fumble recoveries. In postseason play, he added 51 tackles, an INT, five passes defended, a forced fumble and a fumble recovery.
- Among all active NFL players, Dansby joins London Fletcher (37 sacks, 23 INTs) as the only players with at least 30 career sacks and 10 career INTs.
- Among active NFL linebackers, Dansby joins Shaun Phillips, Takeo Spikes and Will Witherspoon as the only players to record at least one sack in each of their first nine seasons.
- Has produced six career 100-tackle campaigns, including four as a member of the Cardinals.
- Has led his team in tackles four times during his career, most recently pacing the Dolphins with a career-high 133 tackles in 2012.
- As a member of the Cardinals in 2008, put on a dominant display during his first career postseason appearance, finishing the playoffs with a team-high 37 tackles, six tackles for a loss, an INT and three passes defended in the Cards four postseason games.
- Along with teammate Darnell Dockett, was named a Pro Bowl alternate in 2008.
- Earned NFC Defensive Player of the Week honors after he collected two INTs, a pass defended, four tackles, and a forced fumble against Detroit in Week 10 of the 2007 season.
- During the 2009 postseason, was pivotal part of one of the most exciting plays in franchise postseason history. During the Cards record-breaking 51-45 OT victory over Green Bay, Dansby recovered Aaron Rodgers fumble in OT and returned it 17 yards for the game-winning TD. Dansby played a role in all three Green Bay turnovers in the game, which led to 20 Arizona points.
- In 2005, became the first linebacker in Cardinals history to record two interception returns for TDs in a single season.

### PRO CAREER:

The Cardinals second-round selection (33rd overall) in the 2004 NFL Draft, Dansby spent six seasons with Arizona before signing with the Dolphins as a free agent prior to the 2010 season. For two consecutive seasons (2008-09), Arizona designated Dansby a "non-exclusive" franchise player on 2/14/08 and 2/18/09. Signed with Miami as an unrestricted free agent on 3/5/10, where he spent three seasons before being released on 3/13/13. Signed a one-year contract to return to the Cardinals on 5/10/13.

**2012:** Led the Dolphins with a career-high 133 tackles while starting all 16 games for the fourth time in his career ... marked his second consecutive and sixth overall 100+ tackle season ... also notched a

career-high nine passes defended and had one sack ... led the team in tackles seven times and had three double-digit tackle outings ... finished second on the team with nine tackles in the season opener @ Hou (9/9) ... had a team-leading eight tackles and one pass defended vs. Oak (9/16) ... recorded eight tackles and a pass defended vs. NYJ (9/23) ... recorded his only sack of the season, taking down Kevin Kolb for a nine-yard loss in the fourth quarter @ Ari (9/30) ... led the team with nine tackles vs. StL (10/14) ... finished second on the team with nine tackles @ Ind (11/4) ... tied for the team lead with six tackles vs. Ten (11/11) ... collected a team-best seven tackles vs. Sea (11/25) ... posted 10 tackles vs. NE (12/2) ... led the team with 12 tackles @ SF (12/9) ... tied for the

team lead with nine tackles vs. Buf (12/23) ... posted a season-high and team-leading 13 tackles in the season finale @ NE (12/30).

**2011:** Started all 16 games for the third time in his career ... finished third on the team with 103 tackles, his fifth career season with more than 100 tackles ... joined current Cardinals teammate Yeremiah Bell (107) and Kevin Burnett (105) in giving the Dolphins three players with 100+ tackles in a season for the first time in franchise history ... added two sacks, an INT, a forced fumble, and four passes defended ... posted four double-digit tackle games and led the team in tackles five times ... recorded five tackles and a forced fumble by Mike Tolbert @ SD (10/2) ... posted six tackles and sacked LaDainian Tomlinson on a halfback pass play vs. NYJ (10/17) ... led the team with a season-high 13 tackles vs. Den (10/23) ... recorded seven tackles @ NYG (10/30) ... ranked second on the team with 11 tackles @ KC (11/6) ... collected a team-high 10 tackles vs. Was (11/13); also recorded a sack of Rex Grossman in the first quarter and picked off a Grossman pass and returned it 14 yards to help set up a TD in the fourth quarter; marked just the second time in his career he had a sack and an INT in the same game, with the first coming on 9/11/05 (two INTs, one sack @ NYG) when he was a member of the Cardinals ... had four tackles vs. Buf (11/20) ... registered a team-high seven tackles vs. Oak (12/4) ... led the team with nine tackles and had a pass defended vs. Phi (12/11) ... tied his season high with a team-best 13 tackles @ NE (12/24).

**2010:** Played in 14 games with 13 starts in his first season with the Dolphins ... finished the season ranked third on the team with 96 tackles and tied for third with three sacks ... also had four passes defended and two forced fumbles ... led the team in tackles six times ... started in his Dolphins debut @ Buf (9/12), tying for the team lead with eight tackles and sacking Trent Edwards for a nine-yard loss ... recorded nine tackles and one pass defended @ Min

(9/19); stopped Adrian Peterson for no gain on 4th-n-goal from the Dolphins one-yard line with just over two minutes remaining in the game to help seal a 14-10 Miami victory ... finished second on the team with eight tackles vs. NYJ (9/26) ... tied for the team lead with nine tackles vs. Pit (10/24) ... registered eight tackles @ Cin (10/31) ... posted a team-high 10 tackles @ Bal (11/7) ... tied for the team lead with eight tackles vs. Ten (11/14); also forced a fumble by TE Bo Scaife on the Titans opening possession that was recovered by Chris Clemons and led to a Dolphins TD ... collected a team-leading 10 tackles and added a sack of Jay Cutler vs. Chi (11/18) ... led the way with nine tackles @ NYJ (12/12); also sacked Mark Sanchez and forced a fumble that Sanchez recovered during the Jets last possession of the game as the Dolphins earned a 10-6 win ... inactive (toe) vs. Det (12/26) ... placed on injured reserve (toe) on 12/31.

**2009:** Started all 18 games played in 2009, marking the second straight year he started each regular season and postseason game ... for the second consecutive year was named team captain prior to the season opener and for the third straight year led the Cardinals with 113 tackles during the regular season ... marked the third consecutive season and the fourth time in the last five years he surpassed 100 tackles ... in 75th career game, eclipsed 400 career tackles and tied for the team-high with seven tackles as well as one QB hit vs. SF (9/13); helped limit the 49ers to 12 rushing yards on 25 carries, the third lowest rushing total in SF history ... led LBs with six tackles and forced a fumble on a third down sack of David Garrard @ Jax (9/20); marked 25.0 career sacks, tying E.J. Junior (25.0, 1981-88) for ninth most in franchise history ... tied for the team lead with 10 tackles vs. Ind (9/27) ... part of defense that held the Texans to 45 yards rushing on 21 attempts and prevented Houston from scoring from the one-yard line on three consecutive plays with under one minute to play vs. Hou (10/11) ... led LBs with three

## DANSBY RETURNS

The Cardinals selected LB **Karlos Dansby** with the first pick of the second round (33rd overall) in 2004 and the Auburn alum spent six seasons in Arizona before signing with Miami as a free agent prior to the 2010 season.

Dansby made his return to the desert when he signed a one-year contract with the Cardinals on 5/10/13 as a free agent. Now back in Arizona, Dansby is one of 11 players selected in the 2004 Draft that is currently with the team that selected them.

Along with Dansby, WR **Larry Fitzgerald** and DT **Darnell Dockett** are also members of the '04 class that remain with the Cardinals. Arizona is the only team with three '04 draft picks on its current roster.

Players drafted in 2004 currently with original team		
Player	Team	Rnd (Overall)
<b>WR Larry Fitzgerald</b>	Arizona	1st (3rd overall)
QB Ben Roethlisberger	Pittsburgh	1st (11th overall)
LB Will Smith	New Orleans	1st (18th overall)
DT Vince Wilfork	New England	1st (21st overall)
<b>LB Karlos Dansby</b>	Arizona	2nd (33rd overall)
G Chris Snee	NY Giants	2nd (34th overall)
<b>DT Darnell Dockett</b>	Arizona	3rd (64th overall)
C Nick Hardwick	San Diego	3rd (66th overall)
DE Robert Geathers	Cincinnati	4th (117th overall)
K Josh Scobee	Jacksonville	5th (137th overall)
P Andy Lee	San Francisco	6th (188th overall)



## NO ORDINARY LINEBACKER

Among all active NFL players, Cardinals LB **Karlos Dansby** joins Washington's London Fletcher as the only players with at least 30 career sacks and 10 career INTs.

### Active Players with 30 Sacks and 10 INTs

Player	Team	Sack	INT
LB Karlos Dansby	Arizona	31.5	11
LB London Fletcher	Washington	37.0	23


Among active NFL linebackers, Dansby joins Shaun Phillips, Takeo Spikes and Will Witherspoon as the only players to record at least one sack in each of their first nine seasons.



tackles and one pass defended @ Sea (10/18); part of defense that held Seattle to their lowest rushing output in franchise history (14 yards on 11 attempts) as well as 128 total net yards, the lowest yardage output by an opponent since 1990 (100-Dallas, 10/14) ... played in 80th career game, totaling a team-high 10 tackles @ NYG (10/25); part of a defense that held New York to 40 yards below their season average in rushing yards per game; marked the 12th consecutive game (including playoffs) that the Cards defense did not allow a 100-yard rusher ... registered a team-high 10 tackles with two tackles for loss vs. Car (11/1) ... made 75th career start and tied for the team-lead with six solo tackles @ Chi (11/8) ... led the Cardinals with nine tackles and half a sack vs. Sea (11/15) ... registered fourth 10 tackle game of the season (23rd of career) to lead the Cardinals @ StL (11/22) ... despite leaving the game early in the 4th quarter with a shoulder injury, finished second on the team with eight tackles @ Ten (11/29) ... after being limited in practice with a shoulder injury, totaled a team-high nine tackles with a pass defended and an INT vs. Min (12/6); picked off Brett Favre at the AZ 30-yard line in the 3rd quarter, his first INT of the season; eclipsed 600 career tackles ... tied for the team lead with eight tackles @ SF (12/14); surpassed 100 tackles for the third season in a row and for the fourth time in his career ... recorded four tackles and one pass defended @ Det (12/20); part of defense that allowed just 139 points on the road for the year, tying (1978, 1980) for the fewest points allowed by a Cardinals defense in road games since the NFL went to a 16-game schedule in 1978 ... recorded a team-high six solo tackles as well as one tackle for loss and one QB pressure vs. StL (12/27); marked the eighth game he led or tied for the team lead in tackles ... only played in the first two series of the regular season finale vs. GB (1/3/10); marked 90th career game played; finished the regular season with a team-high 113 tackles, the third highest total of his career ... played a part in all three of the Packers turnovers, including a 17-yard game winning fumble return for a TD in OT of the Wild Card game vs. GB (1/10/10); deflected a pass into the hands of Dominique Rodgers-Cromartie that led to a Cards TD and 7-0 lead; on the next possession forced a fumble by Donald Driver at the GB 22-yard line to set up another TD and put Arizona up 14-0 ... tied postseason career-high with a team leading 10 tackles as well as one tackle for loss and one pass defended @ NO (1/16/10); finished tied for second on the team with 14 postseason tackles.

**2008:** Started all 20 games played in 2008, marking the first time in his career he played in all 16 regular season games ... named defensive team captain prior to season opener and for the second straight year led the team with a then career-high 128 tackles during the regular season as well as recording a team-high 37 tackles and six tackles for loss during the postseason ... started at weakside linebacker and collected seven solo tackles and a fumble recovery in the season opener @ SF (9/7); recovered a fumble by 49ers FB Zak Keasey in the first quarter caused by DT Darnell Dockett ... forced and recovered a fumble during a second quarter sack of QB Jake Delhomme while also recording nine tackles and one QB hit vs. Car (10/26); recovered fumble at the Panthers five-yard-line leading to an Arizona TD on the next play to go up 10-0 ... led team with 10 tackles, two QB hits and returned an INT a career-long 34 yards to the SF five-yard-line vs. SF (11/10/09) setting up an offensive TD two plays later to put Arizona up 29-24 with just over four minutes to play ... for the second time in three weeks registered 10 tackles as well as one tackle for loss vs. NYG (11/23); part of a defense that held the league's top ranked rushing offense, at the time, to 87 yards on 27 carries ... finished second on the team with a season-high 11 tackles, a tackle for loss and recovered a fumble at the AZ 22 yard-line vs. StL (12/7); eclipsed 100 tackles on the season ... started first career playoff game and led the team with three tackles for loss while he led the linebackers with 10 tackles vs. Atl (1/3/09); part of a defense that held the Falcons, the second best rushing team in the NFL during the regular season with 152.7 yards per game average, to just 60 yards on 24 carries (2.5 avg.) ... registered a team-high 10 tackles as well as one tackle for loss @ Car (1/10/09); part of defense the held the Panthers third ranked rushing attack (152.3 ypg.) during the regular season to just 75 yards rushing ... registered first career postseason INT and led team with eight tackles in Super Bowl XLIII vs. Pit (2/1/09).

**2007:** Started all 14 games played and led the team with 117 tackles, his second season with 100+ tackles (103 in 2005) ... led the team with 12 total tackles, a half sack and a forced fumble in season opener @ SF (9/10) ... registered one tackle for loss, a QB pressure and a career-high tying two sacks, including a fourth quarter third down sack of Kyle Bolter that forced a punt with 5:40 to play; resulted in an Arizona drive to set up a Neil Rackers 41-yard FG that tied the game with 1:58 left @ Bal (9/23) ... recorded first pass defended of the season vs. Pit (9/30) as well



as helped hold Willie Parker, the NFL's leading rusher going into the game, to just 37 yards on 19 carries ... led Cardinals with a career-high 17 total tackles and 13 unassisted tackles including one tackle for loss and recorded 300th career tackle @ STL (10/7) ... in 50th career game, tallied one solo tackle before leaving in the first quarter due to a knee injury vs. Car (10/14) ... in first game back from knee injury, turned in an outstanding game with two INTs, a forced fumble, a pass defended, four tackles, one QB pressure and one tackle for loss vs. Det (11/11); named NFC Defensive Player of the Week; marked the second multi-INT outing of career with the first coming against NYG (9/11/05); helped hold Lions to -18 rushing yards, the lowest total in the modern era ... registered an INT @ Cin (11/18) to mark the first time in his career he recorded an INT in consecutive games ... for third time in 2007, led team with 13 tackles and one forced fumble @ Sea (12/9) ... registered his fifth double-digit tackle game of the season and third in last four games with 10 tackles and one forced fumble that would result in a Cardinals offensive TD @ NO (12/16) as well as eclipsing 100 tackles for second time in career (103 in 2005).

**2006:** After battling numerous injuries which caused him to miss training camp, returned to action @ Sea (9/17) and collected two tackles and one pass defended ... had his best game since returning from his injury, tying Cardinals season-highs with nine solo tackles, two sacks of QB Damon Huard and a forced fumble vs. KC (10/8) ... received his first start of the year vs. Chi (10/16) and recorded five tackles ... had a strong game starting at strongside linebacker with two tackles, a sack of QB Andrew Walter and a fumble recovery before leaving the game in the second quarter with a hip flexor @ Oak (10/22) ... inactive (hip) @ GB (10/29) ... returned to action with 12 tackles while also adding a pass defended vs. Dal (11/12); eclipsed the 200-career tackle mark ... for the second time in 2006, piled up 10 tackles and added two sacks in a game, this time bringing down QB Brad Johnson @ Min (11/26) ... led the team with 12 tackles in a standout performance vs. Sea (12/10); had one pass defended, a tackle for a loss and forced a FB Mack Strong fumble in the third quarter that led to the Cardinals retaking a lead they would never relinquish on a Larry Fitzgerald TD catch ... shared the team lead in tackles with eight while also adding an Alex Smith sack and a forced fumble @ SF (12/24) ... recorded eight tackles, a tackle for a loss and earned his third multi-sack game of the season @ SD (12/31) bringing down QB Philip Rivers twice.

**2005:** Had a career day in the season opener @ NYG (9/11) recording two interceptions, including one that was returned 18 yards for a TD; sacked Eli Manning and also recorded three solo tackles ... recorded his second sack in as many games taking down Rams QB Marc Bulger for a nine yard loss in the fourth quarter vs. StL (9/18) ... tied his then career-high with 10 tackles for the second time in three weeks vs. Car (10/9); recorded one pass defended and a forced fumble recovered by DT Ross Kolodziej ... had a big day vs. Ten (10/23), totaling 11 tackles and sacked Titans QB Billy Volek, forcing and recovering a Volek fumble in the process ... recorded two tackles before leaving the game with a groin injury

@ Det (11/13) ... inactive with a groin injury @ StL (11/20) ... returned to start vs. Jax (11/27) and recorded nine tackles ... intercepted Eagles QB Mike McMahon and returned it 11 yards for a TD, his second of the season; added five tackles and one pass defense vs. Phi (12/24); his two INT returns for TDs established a Cardinals single-season record for a linebacker ... recorded a team-high 10 tackles @ Ind (1/1) to finish the season with 103 tackles, the first 100-tackle season of his career.

**2004:** Made an immediate impact on the Cardinals defense after being selected in the second-round of the 2004 draft ... named to Pro Football Weekly's 2004 All-Rookie team ... started 12 games while collecting 68 tackles, the most of any rookie on the team ... recorded three fumble recoveries, one shy of the team rookie record for fumble recoveries set by Tom Wham with the Chicago Cardinals in 1949 ... played in a reserve role in the season opener @ StL (9/12) and recorded four tackles on defense and one stop on special teams ... recorded the first start and sack of his career @ Atl (9/26) when he took down Michael Vick early in the third quarter to force the Falcons into a 3rd-n-14 situation; also recovered a Vick fumble in the Arizona redzone ... became a regular starter with his second consecutive start vs. NO (10/3); recorded two tackles and one QB hurry ... recorded four tackles and a fumble recovery @ SF (10/10) ... did not record any tackles on defense but his presence was felt after intercepting a Matt Hasselbeck pass by out-leaping TE Jerramy Stevens in the second quarter to set up Neil Rackers second 55-yard field goal of the game vs. Sea (10/24) ... recovered his third fumble of the season @ Mia (11/7) when DE Bertrand Berry sacked Dolphins QB Jay Fiedler forcing a fumble; sacked Dolphins QB A.J. Feeley for his second sack of the season ... inactive @ Car (11/21) due to a neck and shoulder injury sustained against the Giants the previous week ... had one of the best days of his young career in the 2004 season finale with seven stops and a QB pressure, which led to Darnell Dockett's INT vs. TB (1/2).

## COLLEGE:

Butkus Award semifinalist was regarded as one of the premier defenders in college football ... began Auburn career at strong safety, shifting to outside linebacker as a sophomore ... in 36 games for the Tigers, recorded 218 tackles (128 solos) with 10 QB sacks, 31 stops for losses, seven forced fumbles, two fumble recoveries, 15 pass deflections, and eight INTs ... All-America first-team selection by the American Football Coaches Association, the 23rd Auburn player to earn that honor ... unanimous all-Southeastern Conference first-team pick.

## PERSONAL:

All-State linebacker and wide receiver at Woodlawn (Birmingham, AL) High School ... caught 51 passes for 857 yards and five TDs on offense, 81 tackles, six sacks, three INTs, and two fumble recoveries on defense as a senior ... also played basketball, earning All-State honors as a junior ... Sociology major at Auburn ... cousin of former Notre Dame defensive lineman Melvin Dansby.





## DANSBY CAREER STATS

Year	Team	GP/GS	Tackles			Sacks		Interceptions					FR	FF	STT
			Solo	Asst	Ttl	Sk	Yds	Int	Yds	Lq	TD	PD			
2004	Ariz	15/12	55	13	68	5.0	26	1	2	2	0	5	3	1	10
2005	Ariz	15/15	81	22	103	4.0	32	3	31	18t	2	4	2	2	3
2006	Ariz	14/10	75	19	94	8.0	47	0	0	0	0	5	1	3	0
2007	Ariz	14/14	85	32	117	3.5	27	3	55	28	0	8	0	4	1
2008	Ariz	16/16	100	28	128	4.0	39	2	47	34	0	1	3	2	0
2009	Ariz	16/16	90	23	113	1.0	4	1	11	11	0	4	0	1	0
2010	Mia	14/13	79	17	96	3.0	20	0	0	0	0	4	0	2	0
2011	Mia	16/16	88	15	103	2.0	13	1	14	14	0	4	0	1	0
2012	Mia	16/16	100	33	133	1.0	9	0	0	0	0	9	0	0	0
<b>Total</b>		<b>136/127</b>	<b>753</b>	<b>202</b>	<b>955</b>	<b>31.5</b>	<b>217</b>	<b>11</b>	<b>160</b>	<b>34</b>	<b>2</b>	<b>44</b>	<b>9</b>	<b>16</b>	<b>14</b>

### Single Game Highs:

**Total Tackles:** 17, @ St. Louis, 10/7/07; **Solo Tackles:** 13, @ St. Louis, 10/7/07; **Sacks:** 2.0, five times, last @ Baltimore 9/23/07; **Interceptions:** 2, twice, last vs. Detroit 11/11/07; **Touchdowns:** INT return, 18 yards @ NY Giants (9/11/05); INT return, 11 yards vs. Phi (12/24/05); **Forced Fumbles:** 1, 16 times, last @ San Diego 10/2/11; **Fumble Recoveries:** 1, nine times, last vs. St. Louis 12/7/08.

## DANSBY POSTSEASON STATS

Year	Team	GP/GS	Tackles			Sacks		Interceptions					FR	FF	STT
			Solo	Asst	Ttl	Sk	Yds	Int	Yds	Lq	TD	PD			
2008	Ariz	4/4	28	9	37	0.0	0	1	-1	-1	0	3	0	0	0
2009	Ariz	2/2	12	2	14	0.0	0	0	0	0	0	2	1	1	0
<b>Total</b>		<b>6/6</b>	<b>40</b>	<b>11</b>	<b>51</b>	<b>0.0</b>	<b>0</b>	<b>1</b>	<b>-1</b>	<b>-1</b>	<b>0</b>	<b>5</b>	<b>1</b>	<b>1</b>	<b>0</b>

### Postseason Single Game Highs:

**Tackles:** 10, three times, last @ New Orleans, 1/16/10; **Solo Tackles:** 8, three times, last @ New Orleans, 1/16/10; **Interceptions:** 1, vs. Pittsburgh, 2/1/09; **Forced Fumbles:** 1, vs. Green Bay, 1/10/10; **Fumble Recoveries:** 1, vs. Green Bay, 1/10/10; **Touchdowns:** Fumble return, 17 yards vs. Green Bay, 1/10/10.



# KENNY DEMENS

## 45 | LINEBACKER

HT. 6-1 | WT. 242

COLLEGE  
Michigan

HOMETOWN  
Oak Park, MI

HOW ACQUIRED  
FA-13

DOB: February 4, 1990

◆ ROOKIE ◆


### COLLEGE CAREER:

Played in 51 consecutive games over his four seasons at Michigan and totaled 265 tackles, 12.5 tackles for loss, three sacks, one forced fumble, one INT, and three passes defended ... started 33 straight games dating back to the middle of his sophomore season ... topped 80 tackles in each of his last three years with the Wolverines ... started all 13 games and recorded 82 tackles, six tackles for loss, and his first career INT as a senior ... earned honorable mention All-Big Ten after starting all 13 games, registering a career-best and team-high 94 tackles and three sacks as a junior ... also had five tackles for loss, one forced fumble, and two passes defended on the season ... received Michigan's Roger Zatkoff Award as the team's top linebacker ... had eight tackles in a Sugar Bowl victory over Virginia Tech ... played in all 13 games and started the

final seven in '10 ... finished third on the team with 82 tackles and added 1.5 tackles for loss and a pass defended ... played in all 12 games as a redshirt freshman in '09, contributing mostly on special teams and totaled seven tackles ... redshirted in 2008.

### PERSONAL:

Attended Detroit (MI) Country Day High School where he collected 163 tackles, 14.5 tackles for loss, 7.5 sacks, and three forced fumbles as a senior ... also threw for three TDs and had a 67-yard kickoff return for a TD ... tallied 11 tackles in the Division 4 state title game ... named to the Detroit Free Press All-State Dream Team and was ranked the No. 8 player in Michigan by Rivals.com ... enrolled in the College of Literature, Science and the Arts at Michigan and majored in General Studies.



# JARETT DILLARD

## 16 | WIDE RECEIVER

HT. 5-11 | WT. 190

COLLEGE  
Rice

HOMETOWN  
San Antonio, TX

HOW ACQUIRED  
FA-13

CARDINALS | YEARS NFL

1 | 4

DOB: December 21, 1985

### PRO CAREER:

Originally entered the NFL as a fifth-round pick (144th overall) of the Jacksonville Jaguars in the 2009 NFL Draft. Released by the Jaguars on 5/7/12 and signed with the Lions on 6/12/12. Released by Detroit on 8/27/12. Signed with the Cardinals on 4/24/13.

**2012:** Out of football after being released by the Lions on 8/27.

**2011:** Played in 14 games for the Jaguars and started the final five games of the season ... set career highs with 29 receptions for 292 yards and a TD while returning three punts for 10 yards ... made his season debut and first appearance in a game since the 2009 season @ NYJ (9/18); caught one pass for 25 yards ... had two catches for 16 yards vs. NO (10/2) ... recorded two receptions for 30 yards, including an 11-yard TD reception in the third quarter @ Ind (11/13); marked his first career TD catch ... had multiple receptions in seven straight games from Weeks 10-16 ... made his first career start vs. SD (12/5) ... registered a career-high five catches for 45 yards vs. TB (12/11) ... totaled a career-best 61 yards on five receptions @ Ten (12/24).

**2010:** Spent the season on injured reserve with a knee injury suffered in the preseason.

**2009:** Saw action in seven games as a rookie and caught six passes for 106 yards ... made his NFL debut @ Hou (9/27) ... recorded his first career reception, a 14-yarder in the third quarter vs. Ten (10/4) ... had two catches for 29 yards @ Sea (10/11) ... registered a career-long 33-yard reception vs. KC (11/8) ... suffered a broken ankle @ NYJ (11/15) and missed the remainder of the season.

### COLLEGE:

Started 46 games at Rice and shattered the NCAA Football Bowl Subdivision record with 60 career TD receptions, surpassing the previous mark of 50 set by Troy Edwards of Louisiana Tech (1995-98) ... also holds

the NCAA FBS record with at least one TD catch in 38 games, passing Wyoming's Ryan Yarborough (1990-93) ... set Conference USA record with 4,138 career receiving yards, becoming only the 10th player in college football history with over 4,000 receiving yards ... established a school record with 292 career receptions, the second-most in Conference USA history ... was first player in conference history with three consecutive 1,000-yard receiving seasons ... led the country with 20 TD catches as a senior in '08, totaling 87 receptions for 1,310 yards ... became Rice's first Football Writers Association All-America selection since Buddy Dial in 1958 ... led the team with 79 catches for 1,057 yards and 14 TDs as a junior, earning Sports Illustrated All-America honorable mention ... set a school record with 91 receptions for 1,247 yards and 21 TDs as a sophomore in '06 ... broke the NCAA FBS single-season record with at least one TD catch in 13 straight games, surpassing the mark of 12 previously set by Larry Fitzgerald and Randy Moss ... 21 TD catches set a Conference USA record ... was a finalist for the Biletnikoff Award, given to the nation's top receiver ... named a first-team All-American by The NFL Draft Report and ESPN and earned second-team honors from the AP, The Sporting News, and Sports Illustrated ... caught 35 passes for 524 yards and five TDs as a freshman in '05, earning All-Conference USA Freshman honors ... redshirted in 2004.

### PERSONAL:

Attended Sam Houston (San Antonio, TX) High School where he was a three-year starter and two-time All-District 28-4A selection as a receiver ... earned all-area honors as a senior and was an academic All-State selection in '03 ... also played basketball and track ... graduated first in his class and was a member of the National Honor Society while serving as a class officer ... sister, Tai, played basketball at the University of Texas and with the WNBA's San Antonio Silver Stars ... graduated with a degree in Political Science.

## DILLARD CAREER STATS

Year	Team	GP/GS	Receiving				TD
			Rec	Yds	Avg	Lg	
2009	Jax	7/0	6	106	17.7	33	0
2010	Jax	Injured Reserve - Knee					
2011	Jax	14/5	29	292	10.1	25	1
<b>Total</b>		<b>21/5</b>	<b>35</b>	<b>398</b>	<b>11.4</b>	<b>33</b>	<b>1</b>

### Single Game Highs:

**Receptions:** 5, twice, last @ Tennessee, 12/24/11; **Receiving Yards:** 61, @ Tennessee, 12/24/11; **Touchdowns:** 1, @ Indianapolis, 11/13/11; **Long Reception:** 33, vs. Kansas City, 11/8/09.

### Additional Stats:

**Punt Returns:** Career: 3-10: 2011: 3-10.



## DARNELL DOCKETT

### 90 | DEFENSIVE TACKLE

HT. 6-4 | WT. 290

COLLEGE  
Florida State

HOMETOWN  
Burtonsville, MD

HOW ACQUIRED  
D3/O4 (64th)

CARDINALS | YEARS NFL

10 | 10

DOB: May 27, 1981

**PRO BOWL SELECTION: 2007, 2009, 2010**

### NOTE CARDS

- After earning Pro Bowl honors in 2007, '09 and '10, became the first defensive lineman in franchise history to earn three Pro Bowl appearances. Named a Pro Bowl alternate in 2008 and 2011.
- Dating back to 2007, his 30.0 sacks are more than any other DT in the NFL.
- Since entering the league in 2004, has appeared in more games (142) than any other player in the NFL at his position. For his career, has started 140 of 142 games.
- Has 36.0 sacks for his career, the ninth-best total in franchise history.
- Served as a team captain for three consecutive seasons (2009-11).
- Led the NFL in sacks among DTs in both 2007 (9.0) and 2009 (7.0).
- Named to the Sporting News All-Pro team and the Associated Press All-Pro second team in 2009 after recording a career-high 15 tackles for loss.
- With 3.0 sacks in Super Bowl XLIII against the Steelers, he tied the NFL record for sacks in a Super Bowl (Reggie White, SB XXXI).
- Has displayed a nose for the ball, notching four INTs, 13 fumble recoveries and seven forced fumbles in his nine NFL seasons. Has scored two TDs on fumble recoveries, the most recent coming on 12/12/10 vs. Denver.
- On 9/1/10, signed a four-year contract extension that will keep him under contract with the Cardinals through 2016, his second contract extension since being selected by the Cardinals in the third round (64th overall) of the 2004 NFL Draft. Previously, he signed a five-year extension on 10/13/06.

### PRO CAREER:

The Cardinals third-round draft choice (64th overall) in 2004, Dockett has started 140 of 142 career games and all six postseason contests during his first nine seasons. Signed a five-year contract extension on 10/13/06 and a four-year extension on 9/1/10. His three Pro Bowl appearances (2007, 09-10) are more than any defensive lineman in franchise history.

**2012:** Played in 15 games with 14 starts and recorded 36 tackles, 1.5 sacks, and four passes defended ... had five tackles for loss, eight QB hits, and two QB pressures ... led the d-line with five tackles and added two QB hits vs. Sea (9/9) ... recorded four tackles, a QB pressure, and a pass defended @ NE (9/16); deflected Tom Brady's pass on the Patriots first play of the game and Patrick Peterson caught it for an INT; also had a tackle for loss, bringing down Danny Woodhead for a nine-yard loss on a 3rd-n-6 in the third quarter ... recorded one unassisted tackle vs. Phi (9/23) before leaving the game in the fourth quarter with a hamstring injury ... inactive (hamstring) vs. Mia (9/30); marked just the second missed game of his career ... recorded his first sack of the season vs. SF (10/29), taking down Alex Smith for a 10-yard loss in third quarter; added four tackles, including two for loss, and one QB hit ... split a sack with Calais Camp-

bell of Aaron Rodgers on the Packers first play of the game @ GB (11/4); totaled a season-high six tackles and a QB hit ... collected three unassisted tackles, including one for loss @ Atl (11/18); also had a team-high two QB hits and one pass defended ... recorded two tackles, including one for loss, and had one pass defended vs. StL (11/25) ... had one unassisted tackle and one QB hit vs. Det (12/16) ... had one tackle and one QB hit @ SF (12/30).

**2011:** After being selected as a defensive captain for the third consecutive season, started all 16 games and collected 52 tackles, 3.5 sacks, and one pass defended ... posted a team-high 19 QB hits, tied for the team lead with two fumble recoveries, and was third on the team with 10 tackles for loss ... registered over 50 tackles for the sixth consecutive season ... selected as a Pro Bowl alternate ... recorded two tackles and one QB hit vs. Car (9/11) ... collected two unassisted tackles, including a tackle for loss, and had a team-high three QB hits @ Was (9/18) ... had five tackles, including a tackle for loss, a half-sack, and two QB hits @ Sea (9/25) ... recovered a fumble after David Carter's sack of QB Eli Manning to set up a Cardinals TD in the third quarter vs. NYG (10/2); also collected four tackles, including two for loss, and had two QB pressures ... recorded four tackles and

## CARDS TOP 10 CAREER SACK LEADERS

Sacks	Player, Years
66.0	Freddie Joe Nunn, DE, 1985-93
53.5	Simeon Rice, DE, 1996-2000
50.5	Curtis Greer, DE, 1980-88
47.5	Ken Harvey, LB, 1988-93
45.5	Eric Swann, DT, 1991-99
40.0	Bertrand Berry, DE, 2004-09
37.5	Al Baker, DE, 1983-86
37.0	David Galloway, DT, 1982-89
36.0	Darnell Dockett, DT, 2004-
27.5	Calais Campbell, DE, 2008-

had one pass defended and one QB hit @ Min (10/9); final tackle was 400th of his career ... recovered a Joe Flacco fumble at the 2-yard line to set up a Cardinals TD @ Bal (10/30); collected three tackles, including a team-leading two for loss, and one QB hit ... played in his 120th career game @ Phi (11/13) and recorded two unassisted tackles and one QB hit ... recorded two unassisted tackles, including one for loss, and had one QB hit @ StL (11/27) ... registered his first full sack of the season vs. Dal (12/4), one of a season-high five sacks by the Cardinals; led the defensive line with five tackles, including one for loss, and had one QB hit ... recorded one of five sacks by the Cardinals vs. SF (12/11); marked the second consecutive game the Cardinals registered five sacks; totaled four tackles and added a team-leading three QB hits ... had one tackle for loss and one QB pressure vs. Cle (12/18) ... posted a season-high seven tackles, including one for loss, and had two QB hits @ Cin (12/24) ... collected a sack of Tarvaris Jackson in the second quarter vs. Sea (1/1/12); marked his third sack in five games; notched five unassisted tackles and a team-high two QB hits.

**2010:** Started all 15 games played, missing the first game of his career due to a shoulder injury which ended a streak of 104 consecutive games played ... earned third career trip to the Pro Bowl ... totaled 5.0 sacks and registered over 50 tackles (51) for the fifth straight season and tied a career-high (2008) with three fumble recoveries ... totaled a team-high 11 QB hits and eight tackles for loss ... prior to the season, was selected as a defensive captain by his teammates for the second straight year ... in the season opener @ StL (9/12), led the d-line with six unassisted tackles, two tackles for loss, one QB pressure and one QB hit ... led the defensive line with seven tackles, two tackles for loss, one sack and two QB pressures vs. Oak (9/26) ... played in 100th career game @ SD (10/3), registering a team-high two QB pressures ... made 100th career start vs. NO (10/10), registering a team-best two QB hits, three tackles and one forced fumble that FS Kerry Rhodes returned 27 yards for a TD to give AZ a 23-13 fourth quarter lead ... recorded two tackles, one tackle for loss and recovered a fumble @ Sea (10/24); first fumble recovery since 12/7/08 vs. StL ... led d-line with five tackles, one tackle for loss, one sack and a team-high three QB hits @ Min (11/7) ... inactive (shoulder) vs. Sea (11/14), ending a streak of 104 consecutive games played; first missed game of his career ... after being limited in practice all week (shoulder), started and registered one tackle @ KC (11/21) ... had two tackles, a QB hit and a fumble recovery for a TD after LB Daryl Washington was stripped at the one-yard line vs. Den (12/12); second career TD and first since 12/7/08 vs. St. Louis ... totaled one pass defended and recovered a fumble at the AZ 29-yard line with 8:04 to play in the fourth quarter @ Car (12/19) ... recorded two sacks in a span of three plays vs. Dal (12/25) while also leading the AZ d-line with five tackles, one tackle for loss and a team-high two QB hits; marked the third time

## AN UNCLE'S INSPIRATION

Faced with unspeakable tragedy at an early age, **Darnell Dockett** remembers a time when he thought he was more likely to end up in prison or dead than in the NFL. He credits his uncle, Kevin, as the one individual responsible for turning his life around.

At the age of 13, Darnell arrived home to find the body of his mother, Cheryl Hambrick, who had been killed by a gunshot to the head. Shortly thereafter, Darnell moved from Decatur, GA to Maryland to be with his father, Darnell Sr., who was dying of pancreatic cancer.

Only a few months after moving in with his father, Darnell Sr. passed away and Darnell became an orphan. That's when Kevin Dockett, his father's brother, took him into his Burtonsville, MD home and probably saved his life. Additional challenges would follow but he credits his uncle with providing a foundation and instilling a sense of perspective that enabled him to meet and move past each of them.

Tattooed on Darnell's right forearm is a poem of gratitude to his uncle:

*For believing in me  
when no one else would.  
When the odds were against me,  
beside me you stood.  
For being my friend,  
brother, confidant and father.  
Because of you I know  
blood is thicker than water.  
Words can't express my gratitude,  
nor any amount of money.  
From the bottom of my heart,  
thank you and I love you  
Donny*





in his career (including the postseason) with at least two sacks in a game ... registered one sack and three tackles @ SF (1/2/11).

**2009:** Earned his first Pro Bowl start (second selection) and for the fifth straight season started all 16 regular season games; also started both postseason contests ... joined Reggie Wells as the only Cardinals players to start every game for Arizona in the 2007, 2008 and 2009 seasons ... selected as a team captain prior to the season opener ... led team with nine QB hits and a career-high 15 tackles for loss ... made 80th career start in season opener, leading the d-line with two tackles for loss, one sack and one QB pressure vs. SF (9/13) ... left the game in the first quarter with an ankle injury but returned in the second quarter and registered one tackle for loss vs. Ind (9/27) ... registered a team-high four tackles @ Sea (10/18); part of defense that held Seattle to their lowest rushing output in franchise history (14 yards on 11 attempts) ... led the d-line with a season-high six tackles, one tackle for loss, and one QB pressure @ NYG (10/25); held New York to 40 yards below its season average in rushing yards per game ... registered a team-high three tackles for loss as well as a season-high five solo tackles and one QB hit vs. Car (11/1); surpassed 300 career tackles and 200 solo tackles ... registered one sack, one tackle for loss and a team-leading three QB hits @ Chi (11/8); named to Pro Football Weekly's Midseason All-Pro team ... accounted for one sack and led the d-line with six tackles and one QB pressure vs. Sea (11/15) ... recorded three tackles, one sack, one pass defended and led the team with two tackles for loss and two QB hits @ StL (11/22) ... totaled career-

high three sacks and tied season-high with six tackles @ Ten (11/29); became 10th player in franchise history to record three or more sacks in a game; marked first time in his career he recorded a sack in four consecutive games, tying the third-longest streak in franchise history; four-game streak marked the longest by a Cardinals player since 2006 (Chike Okeafor-5 games) ... recorded three tackles, one QB hit and a team-high two tackles for loss vs. Min (12/6); part of defense that held the Vikings to 62 yards rushing, 67.2 yards below their season average heading into the game (129.2) ... recorded first INT since 10/16/06 (vs. Chi) by deflecting a pass up in air and hauling it in while also registering three tackles, one QB hit and one pass defended @ SF (12/14) ... only played in the first two series of the regular season finale vs. GB (1/3/10) ... registered one sack and along with fellow DT Gabe Watson, lined up in the offensive backfield to lead the way on a one-yard TD run by Tim Hightower to give Arizona a 7-0 lead vs. GB (1/10/10) in the Wild Card matchup ... started and registered one tackle in the Divisional Playoff game @ NO (1/16/10).

**2008:** For the fourth straight season started all 16 games played as well as all four postseason contests ... named a Pro Bowl alternate after registering a team-high 13 QB hits and led all defensive linemen with 55 tackles and a career-best three fumble recoveries (tied for 2nd most in the NFC) during the regular season ... started at DT and registered a forced fumble of 49ers FB Zak Keasey in season opener @ SF (9/7) ... tied for lead among defensive linemen with four tackles, one QB pressure and one sack of QB Brett Favre on third down to force a missed FG @ NYJ (9/28) ... in

## UP FRONT

Since he was selected by the Cardinals in the 2004 NFL Draft, All-Pro DT **Darnell Dockett** has evolved into one of the most dominant DTs in football, earning three Pro Bowl nods, and appearing in more games (142) than any other player at his position.

Since 2007, no DT in the NFL has more sacks than Dockett's 30.0.

### DT Sack Comparison—2007 to Present

Player	Sacks	Yds
<b>Darnell Dockett (AZ)</b>	<b>30.0</b>	<b>211.0</b>
Richard Seymour (FA)	28.0	162.5
Kevin Williams (Min)	25.5	176.5
Cullen Jenkins (NYG)	24.5	162.5
Geno Atkins (Cin)	23.0	138.5

In that same span, Dockett has led the NFL in sacks among DTs twice, recording 9.0 sacks in 2007 and 7.0 sacks in 2009.

### 2009 Sack Leaders—Defensive Tackles

Player (Team)	Sack	Yds
<b>Darnell Dockett (Ari)</b>	<b>7.0</b>	<b>54.0</b>
Trevor Pryce (Bal)	6.5	40.5
Kevin Williams (Min)	6.0	32.0
Jonathan Fanene (Cin)	6.0	33.0
Jay Ratliff (Dal)	6.0	43.0
Jonathan Babineaux (Atl)	6.0	35.5



### 2007 Sack Leaders—Defensive Tackles

Player (Team)	Sack	Yds
<b>Darnell Dockett (Ari)</b>	<b>9.0</b>	<b>66.5</b>
Tommie Harris (Chi)	8.0	47.0
Shaun Rogers (Det)	7.0	53.0
Corey Williams (GB)	7.0	38.0
La'Roi Glover (StL)	6.0	44.0
Albert Haynesworth (Ten)	6.0	34.0

the Cowboys backfield frequently recording five tackles, one tackle for loss, one sack, one QB pressure and two QB hits vs. Dal (10/12) ... led team with three QB hits and one fumble recovery that resulted in a FG on the ensuing drive to put the Cards up 19-7 in the third quarter @ Sea (11/16); member of defense that allowed a season-low 43 yards rushing on 22 carries ... scored the first TD of his career when he returned a RB Steven Jackson fumble 11 yards to put Arizona up 27-7 in the third quarter vs. StL (12/7); marked third recovered fumble of the season ... led the defensive line with a season-high eight tackles, one QB hit and a sack vs. Min (12/14) ... started first career playoff game and caused a fumble by reaching in to force a botched exchange between QB Matt Ryan and RB Michael Turner that was returned 27 yards for a TD by Antrel Rolle and put the Cardinals up 21-17 early in the third quarter vs. Atl (1/3/09); part of defense that held the Falcons, the second best rushing team in the NFL during the regular season with 152.7 yards per game average, to just 60 yards on 24 carries (2.5 avg.) ... registered three tackles @ Car (1/10/09); for second straight week was part of a defense that held one of the NFL's top three rushing attacks during the regular season to under half of their season average, giving up only 75 yards to a Panthers team that averaged 152.3 ypg. ... recovered a fumble to end the game vs. Phi (1/18/09) ... tied the Super Bowl record with three sacks vs. Pit (2/1/09); feat was also achieved by DE Reggie White vs. New England in Super Bowl XXXI.

**2007:** A Pro Bowl selection, started all 16 games for third straight year while recording nine sacks which led NFL interior defensive linemen; led or tied for lead in tackles among Arizona defensive linemen in 11 of 16 games in 2007 ... led d-line with six tackles, a sack and a tackle for loss in season opener @ SF (9/10) ... for second straight week led d-line with five tackles while also recovering the fumble that led to the Neil Rackers game winning 42-yard FG in the home opener vs. Sea (9/16) ... tallied 1.5 sacks, a QB pressure and forced Steve McNair to fumble, leading to a Rackers FG @ Bal (9/23) ... led team with a then career-high 2.5 sacks and eight unassisted tackles (nine total); tied for second highest

single-game total in career vs. Pit (9/30); his 2.5 sacks gave him 5.0 sacks through the first four games while his previous season-high was 3.5 in his rookie year of 2004 ... recorded one sack and two QB hits vs. Car (10/14) ... led d-line with 10 tackles and career-high nine unassisted tackles as well as two sacks and three QB pressures @ TB (11/4) ... recorded three QB hits and recovered a Jon Kitna fumble at the end of the third quarter that would lead to a Cards TD to make it 31-14 vs. Det (11/11); helped hold Lions to -18 rushing yards, the lowest total in the modern era ... recorded one QB pressure, one QB hit and one sack vs. StL (12/30).

**2006:** A 16-game starter for the second consecutive season ... recovered a TE Vernon Davis fumble in the first quarter of the season opener vs. SF (9/10) which set up a TD that gave the

Cards a 21-7 lead ... had a career and game-high 12 tackles @ Sea (9/17); sacked Matt Hasselbeck on the first snap of the game, his fifth career sack, and added a tackle for loss @ Sea (9/17) ... paced all defensive linemen with five tackles, including

one for a loss vs. StL (9/24)

while helping to hold RB Steven Jackson to a 2.6-yard rushing average ... signed a five-year contract

extension on 10/13 ... had an outstanding performance vs. Chi (10/16)

on Monday Night Football, recording three tackles, an INT and a fumble recovery

while helping to hold the Bears to 34 yards rushing ...

paced the d-line for the fifth time in '06 with a solid effort vs. Sea (12/10)

when he totaled seven tackles, one tackle for a loss and a Matt Hasselbeck sack which forced a

fumble that was recovered by the Cardinals ... had one pass defended, two QB pressures and two QB hits, while part of a defensive line that limited RB Frank Gore, the NFC's leading rusher, to just 51 yards rushing @ SF (12/24).

**2005:** Started all 16 games at under tackle ... recorded both a sack and an INT of QB Marc Bulger in the home



opener vs. StL (9/18); picked off Bulger on a fumbled exchange between Bulger and Steven Jackson and sacked him to end the first half ... recorded five solo stops including one for a loss and split a sack of QB Billy Volek with DE Chike Okeafor vs. Ten (10/23) ... recorded four tackles and forced a fumble @ SF (12/4) ... recorded four tackles vs. Was (12/11) and @ Hou (12/18) ... recorded seven tackles and a pass defended vs. Phi (12/24).

**2004:** Started every game but one (@ Sea 12/26) at under tackle ... recorded his first career start in his NFL debut @ STL (9/12) while notching two solo tackles ... led the team in total tackles with seven @ Atl (9/26), also recording a forced fumble when he stopped Falcons RB Warrick Dunn on the Atlanta 17-yard line ... tallied four tackles and his first career sack against 49ers QB Tim Rattay @ SF (10/10) ... recorded his second sack of the season on Dolphins QB Jay Fiedler @ Mia (11/7); on third-and-goal from the Arizona four yard-line, sacked Fiedler for a loss of seven yards which forced the Dolphins to kick a FG; finished the game with two tackles and a QB pressure ... recorded five tackles and a QB hit @ Car (11/21) ... recorded two tackles and added a half-sack and one QB pressure vs. NYJ (11/28) ... had a huge day in the 2004 season finale vs. TB (1/2/05), recording two tackles for loss, a sack of QB Chris Simms, and an INT which he returned 20 yards, even as his helmet

was pulled off by a Buccaneer; also recorded a fumble recovery of a botched snap by Simms in the third quarter which set up a Cardinals FG attempt; became only the third rookie in NFL history to record a sack, INT and defensive fumble recovery in the same game; Ray Farmer did it for the Eagles on 12/1/96 (vs. Giants) and Aundray Bruce did it for the Falcons on 11/20/88 (vs. Raiders).

## COLLEGE:

Atlantic Coast Conference 2003 Defensive Player of the Year at Florida State ... started 47 of 49 games for the Seminoles, recording 247 tackles (123 solos), 10.5 sacks for minus 67 yards, 64 stops for losses of 196 yards, 68 QB pressures, four forced fumbles, and one fumble recovery ... 64 tackles behind the line of scrimmage shattered the previous school career record of 44 by College Football Hall of Famer Ron Simmons (1977-80).

## PERSONAL:

Regarded by many as the top DE in the nation while at Paint Branch (Burtonsville, MD) High School ... USA Today prep All-America selection with 171 tackles (109 solos), 15 sacks, two caused fumbles, three fumble recoveries, and three blocked punts in his senior season ... set a school record with 47 sacks in his career ... Political Science major.

## DOCKETT CAREER STATS

Year	Team	GP/GS	Tackles			Sacks		Interceptions					FR	FF	STT
			Solo	Asst	Ttl	Sk	Yds	Int	Yds	Lq	TD	PD			
2004	Ariz	16/15	25	21	46	3.5	24	1	20	20	0	0	1	1	0
2005	Ariz	16/16	26	20	46	0.5	0	1	14	14	0	6	0	1	0
2006	Ariz	16/16	39	14	53	2.0	13	1	-1	-1	0	2	2	1	0
2007	Ariz	16/16	54	21	75	9.0	71	0	0	0	0	1	2	2	1
2008	Ariz	16/16	39	16	55	4.0	21	0	0	0	0	1	3	1	0
2009	Ariz	16/16	43	14	57	7.0	54	1	3	3	0	3	0	0	0
2010	Ariz	15/15	45	6	51	5.0	25	0	0	0	0	1	3	1	0
2011	Ariz	16/16	35	17	52	3.5	29	0	0	0	0	1	2	0	0
2012	Ariz	15/14	23	13	36	1.5	15	0	0	0	0	4	0	0	0
<b>Total</b>		<b>142/140</b>	<b>329</b>	<b>142</b>	<b>471</b>	<b>36.0</b>	<b>252</b>	<b>4</b>	<b>36</b>	<b>20</b>	<b>0</b>	<b>19</b>	<b>13</b>	<b>7</b>	<b>1</b>

### Single Game Highs:

**Total Tackles:** 12, @ Seattle, 9/17/06; **Solo Tackles:** 9, @ Tampa Bay, 11/4/07; **Sacks:** 3.0, @ Tennessee, 11/29/09; **Interceptions:** 1, four times, last @ San Francisco, 12/14/09; **Touchdowns:** Fumble recovery in the end zone vs. Denver, 12/12/10; Fumble return for 11 yards, vs. St. Louis, 12/7/08; **Forced Fumbles:** 1, seven times, last vs. New Orleans, 10/10/10; **Fumble Recoveries:** 1, 13 times, last @ Baltimore, 10/30/11.

### Additional Stats:

**Tackles for loss:** Career: 65; 2012: 5; 2011: 10; 2010: 8; 2009: 15; 2008: 1; 2007: 3; 2006: 7; 2005: 5; 2004: 11.

## DOCKETT POSTSEASON STATS

Year	Team	GP/GS	Tackles			Sacks		Interceptions					FR	FF	STT
			Solo	Asst	Ttl	Sk	Yds	Int	Yds	Lq	TD	PD			
2008	Ariz	4/4	11	1	12	3.0	22	0	0	0	0	0	1	1	0
2009	Ariz	2/2	1	2	3	1.0	1	0	0	0	0	0	0	0	0
<b>Total</b>		<b>6/6</b>	<b>12</b>	<b>3</b>	<b>15</b>	<b>4.0</b>	<b>23</b>	<b>0</b>	<b>0</b>	<b>0</b>	<b>0</b>	<b>0</b>	<b>1</b>	<b>1</b>	<b>0</b>

### Postseason Single Game Highs:

**Sacks:** 3\*, vs. Pittsburgh (SB XLIII), 2/1/09; **Total Tackles:** 6, vs. Pittsburgh (SB XLIII), 2/1/09; **Solo Tackles:** 5, vs. Pittsburgh (SB XLIII), 2/1/09; **Forced Fumbles:** 1, vs. Atlanta, 1/3/09; **Fumble Recoveries:** 1, vs. Philadelphia, 1/18/09.

\*Tied Reggie White (vs. New England, SB XXXI) for the most sacks in a Super Bowl.



# JIM DRAY

## 81 | TIGHT END

HT. 6-5 | WT. 255

COLLEGE  
Stanford

HOMETOWN  
Paramus, NJ

HOW ACQUIRED  
D7/10 (233rd)

CARDINALS | YEARS NFL  
4 | 4

DOB: December 31, 1986

### NOTE CARDS

- Selected by the Cardinals in the seventh round (233rd overall) of the 2010 NFL Draft. Joined LB Daryl Washington as the only rookies to appear in all 16 games for Arizona during the '10 season.
- At Stanford, made an impressive recovery after suffering a knee injury six games into the

2007 season that required two surgeries to repair damage to his ACL, PCL, LCL, hamstring, lateral band, posterior capsule and popitillas. Made his return during the 2008 season and managed to play in eight games, catching two passes that both resulted in TDs.

### PRO CAREER:

Selected in the seventh round (233rd overall) of the 2010 NFL Draft, Dray has appeared in 39 games (three starts) in three seasons with the Cardinals.

**2012:** Appeared in 13 games and finished with two receptions for 15 yards and three special teams tackles ... had one special teams tackle vs. Sea (9/9) ... inactive @ NE (9/16) ... inactive (knee) vs. Mia (9/30) and @ StL (10/4) ... returned to action and played on special teams vs. Buf (10/14) ... played on offense and special teams @ GB (11/4) and vs. StL (11/25) ... contributed on offense and had one special teams tackle vs. Det (12/16) ... had a three-yard reception in the fourth quarter vs. Chi (12/23); marked his first catch of the season ... saw his most extensive action of the season on offense and had one catch for 12 yards @ SF (12/30).

**2011:** Played in 10 games, recording two receptions for 25 yards and two special teams tackles ... inactive for the first six games of the season due to a pectoral injury suffered in the final preseason game ... made his season debut and played on offense and special teams @ Bal (10/30); had one special teams tackle ... recorded his first receptions of the season vs. StL (11/6), finishing with two catches for a career-high 25 yards; marked the first multi-reception game of his career ... played on offense and special teams in each of the next five games ... had one special teams tackle vs. Cle (12/18) ... played on offense and special teams @ Cin (12/24) and vs. Sea (1/1).

**2010:** Started three of 16 games played as a rookie, registering three receptions for 37 yards and five special teams tackles ... helped block for a rushing attack that totaled over 100 yards for the third straight week vs. Oak (9/26) ... registered the longest offensive play for the Cardinals @ SD (10/3), a 24-yard reception that helped put Arizona in position for a 53-yard FG; marked first career reception ... recorded first career special teams tackle vs. NO (10/10) ... hauled in a 17-yard pass from WR Steve Breaston @ Min (11/7) ... made first career start as part of a two TE formation @ KC (11/21) and helped block for a rushing attack that recorded 101 yards on 20 carries; became first rookie TE to start for AZ since Ben Patrick in '07 ... hauled in one reception for six yards vs. StL (12/5) ... made second career start as part of a two TE formation and had

one special teams tackle vs. Den (12/12); helped block for a rushing attack that totaled 211 yards on 34 carries (6.2) ... contributed on offense and recorded one special teams tackle in each of the next two games: @ Car (12/19) and vs. Dal (12/25) ... started the season finale @ SF (1/2/11) after TE Stephen Spach suffered a calf injury during pre-game warm-ups.

### COLLEGE:

Started 39 career games at Stanford, hauling in 41 receptions for 455 yards and seven TDs ... earned second-team All-Pac 10 honors as a senior ... during his junior season, made a remarkable return from a devastating knee injury suffered six games into his sophomore season ... had a standout freshman season, earning Sporting News Pac-10 All-Freshman honors ... earned All-Pac-10 Conference second-team honors by the league's coaches after appearing in all 13 games (11 starts) as a senior ... excelled as a blocker for a Cardinal rushing attack that ranked 11th in the nation (218.2 ypg) led by Heisman Trophy runner-up Toby Gerhart ... hauled in 11 passes for 149 yards and a career-high three TDs, averaging 13.5 yards per reception ... as a junior in '08, appeared in eight games and made five starts to cap off a remarkable comeback from a major left knee injury suffered six games into the '07 season ... caught two passes for 12 yards, both resulting in TDs ... as a sophomore, started the first six games of the season at TE and finished the year with nine catches for 116 yards and a TD ... suffered a season-ending left knee injury on punt coverage in the TCU game that required multiple surgeries to repair ... started the final 11 games of his freshman season at TE and tied for second on the team with 19 catches for 178 yards and a TD ... named to The Sporting News Pac-10 Conference All-Freshman team ... redshirted as a freshman in '05.

### PERSONAL:

Named first team All-Bergen County, All-North New Jersey, all-league, as well as second-team All-State as a junior and senior at Bergen Catholic (Oradell, NJ) High School ... finished his prep career with 66 receptions for 786 yards and five TDs ... also totaled 281 tackles, 27 tackles for loss, and 20 sacks as a LB ... earned MVP honors in the 2003 state championship game ... excelled in the classroom, where he was a member of the National Honor Society.





## DRAY CAREER STATS

Year	Team	GP/GS	Receiving					TD	STT
			Rec	Yds	Avg	Lg			
2010	Ariz	16/3	3	47	15.7	24	0	5	
2011	Ariz	10/0	2	25	12.5	20	0	2	
2012	Ariz	13/0	2	15	7.5	12	0	3	
<b>Total</b>		<b>39/3</b>	<b>7</b>	<b>87</b>	<b>12.4</b>	<b>24</b>	<b>0</b>	<b>10</b>	

### Single Game Highs:

Receptions: 2, vs. St. Louis, 11/6/11; Receiving Yards: 25, vs. St. Louis, 11/6/11; Long Reception: 24, @ San Diego, 10/3/10.



# ANDRE ELLINGTON

## 38 | RUNNING BACK

HT. 5-9 | WT. 199

DOB: February 3, 1989

COLLEGE  
Clemson



ROUND 6B  
187th Overall

HOMETOWN  
Moncks Corner, SC

## NOTE CARDS

- Averaged 5.5 yards per carry for his career at Clemson, never averaging below 5.1 yards per attempt in any of his four seasons.
- A standout on special teams for the Tigers, Ellington returned 26 kickoffs for 642 yards (24.7 avg.) and a TD while also recovering a fumble and recording six tackles on special teams.
- One of just four players in Clemson history to rush for 1,000 yards twice in their career.
- Became the first Clemson player drafted by Arizona since 1991 (CB Dexter Davis, 86th overall; DT Vance Hammond, 117th overall).

## COLLEGE CAREER:

Started 33 of the 49 games he appeared in for the Tigers, rushing 621 times for 3,436 yards and 33 TDs ... also added 59 receptions for 505 yards and two TDs ... his 3,436 rushing yards rank fourth in school history while his 33 rushing TDs rank third in team annals ... one of just four players in school history to rush for 1,000 yards twice in their career.

**2012:** A consensus All-ACC first-team selection and team captain, Ellington started all 13 games for the second consecutive season and piled up 212 rushing attempts for 1,081 yards (5.1 avg.) and eight TDs ... his 1,081 rushing yards rank ninth on the school single-season record list as he became just the fourth player in school history to rush for 1,000 yards twice in their career ... caught 14 passes for 232 yards and a TD and totaled 178 yards on eight kickoff returns ... his 1,491 all-purpose yards rank 10th on the school season-record chart ... received National Player of the Week accolades by the Maxwell Award committee and National Running Back of the Week honors vs. Auburn from the CFPA ... a member of the Maxwell Award and Doak Walker Award watch lists, Ellington had 228 rushing yards on 25 carries vs. Auburn, the most rushing yards in the nation on opening weekend ... totaled 50 rushing yards on 11 carries, one reception for 35 yards and 25 yards on two kickoff returns vs. LSU in the Chick-fil-A Bowl.

**2011:** A second-team All-ACC selection in his first full season as the Tigers starting tailback, Ellington rushed 223 times for 1,178 yards (5.3 avg.) and 11 TDs ... gained 10 or more yards on 29 carries and had 11 attempts of 20 or more yards ... ranked fifth on the team with a career-high 22 receptions for 109 yards

and added 131 yards on five kickoff returns ... recorded 125 rushing yards and a TD on 20 attempts vs. Virginia Tech in the ACC Championship Game and registered 116 rushing yards on 10 carries, including a 68-yard TD, vs. West Virginia in the Orange Bowl.

**2010:** Started six of the nine games he played in as a sophomore, finishing second on the squad with 686 rushing yards and 10 TDs on 118 carries (5.8 avg.) ... posted 17 carries of 10 yards or more and also had six of 20 yards or more ... caught 12 passes for 109 yards and a TD and returned seven kickoffs for 238 yards (34.0 avg.) with a TD ... his 12 total TDs tied for third in the conference ... registered four 100-yard rushing performances and averaged 114.8 all-purpose yards per game.

**2009:** Appeared in all 14 games and finished second on the team with 68 carries for 491 yards, with his 7.2-yard average ranking third on the school's single-season record list ... scored four rushing TDs and added 55 receiving yards on 11 catches while also collecting 95 kickoff return yards on six attempts.

**2008:** Redshirted as a freshman.

## PERSONAL:

Attended Berkeley (Moncks Corner, SC) High School where he was rated the sixth-best RB in the nation by ESPN.com ... played in the ESPN/Under Armour All-American Game ... a Shrine Bowl participant, Ellington earned All-State honors after recording 1,822 rushing yards and 24 TDs as a senior ... added four other TDs (two receiving and two kickoff returns) and finished his 2007 campaign with 2,519 all-purpose yards ... Community Recreation, Sport & Camp Management major and won the 2010 Vickery Hall Award at Clemson for his work in the classroom.

## ELLINGTON COLLEGE STATS

Year	GP/GS	Att	Rushing				Receiving				
			Yds	Avg	LG	TD	No	Yds	Avg	LG	TD
2009	14/0	68	491	7.2	55t	4	11	55	5.0	12	0
2010	9/6	118	686	5.8	71t	10	12	109	9.1	22	1
2011	13/13	223	1,178	5.3	74t	11	22	109	4.9	19	0
2012	13/13	212	1,081	5.1	68	8	14	232	16.6	52t	1
<b>Total</b>	<b>49/32</b>	<b>621</b>	<b>3,436</b>	<b>5.5</b>	<b>74t</b>	<b>33</b>	<b>59</b>	<b>505</b>	<b>8.6</b>	<b>52t</b>	<b>2</b>

Year	Kickoff Returns				
	No	Yds	Avg	LG	TD
2009	6	95	15.8	20	0
2010	7	238	34.0	87t	1
2011	5	131	26.2	55	0
2012	8	178	22.3	39	0
<b>Total</b>	<b>26</b>	<b>642</b>	<b>24.7</b>	<b>87t</b>	<b>1</b>

### Additional Statistics:

Punt Returns: 2009: 1 for 3 yards.



## PAUL FANAIKA

74 | TACKLE/GUARD

HT. 6-5 | WT. 327

COLLEGE

Arizona State

HOMETOWN

San Mateo, CA

HOW ACQUIRED

FA-13

CARDINALS | YEARS NFL

1 | 4

DOB: April 9, 1986

### PRO CAREER:

Originally entered the NFL as a seventh-round pick (213th overall) of the Philadelphia Eagles in the 2009 NFL Draft. Released by the Eagles on 9/5/09 and signed to their practice squad on 9/6/09. Signed to the Redskins active roster on 11/23/09. Released on 6/14/10 and claimed off waivers by the Browns on 6/15/10. Released by Cleveland on 9/4/10 and signed to the Browns practice squad on 9/5/10. Signed to the Seahawks active roster on 12/14/10. Released on 9/3/11 and signed to Seattle's practice squad on 9/6/11. Released on 11/8/11 and was re-signed to Seattle's active roster on 11/15/11. Released on 8/31/12. Signed with the Cardinals on 4/24/13.

**2012:** Out of football after being released by Seattle on 8/31.

**2011:** Played in three games with the Seahawks ... began the season on Seattle's practice squad and was released on 11/8 ... re-signed to active roster on 11/15 ... made his NFL debut @ StL (11/20) ... also saw action vs. Was (11/27) and vs. Phi (12/1) ... inactive the final four games of the season.

**2010:** Spent majority of the season on Cleveland's practice squad before being signed to Seattle's active roster on 12/14 ... inactive in the last three games of the season.

**2009:** Signed by Washington from Philadelphia's practice squad on 11/23 ... inactive in the first five games with the Redskins ... active but did not play in season finale @ SD (1/3/10).

### COLLEGE:

Four-year letterman at Arizona State where he played in 48 games and started the final 35 contests of his career ... earned honorable mention All-Pac-10 honors as a sophomore and junior ... named the team's Most Outstanding Offensive Line-man as a senior in '08 ... took over as the starting right guard in the fourth game of his sophomore season in '06 and started every game through the 2008 season finale ... began his career as a walk-on and was awarded a scholarship in 2006.

### PERSONAL:

Full name is Pauliasi Fanaika ... last name pronounced "fuh-NYE-kuh" ... attended Mills (Milbrae, CA) High School and was named the Ocean Division Lineman of the Year as a senior ... earned first-team all-league honors in '03 and was team captain as a senior ... mother, Tina, played volleyball at Fresno State University, and sister, Lavinia, was a guard on the Arizona State women's basketball team ... graduated with a degree in Interdisciplinary Studies.

## FANAIKA CAREER STATS

Year	Team	GP/GS
2009	Was	0/0
2010	Sea	0/0
2011	Sea	3/0
<b>Total</b>		<b>3/0</b>



# JAY FEELY

**4 | KICKER****HT. 5-10 | WT. 208****COLLEGE**  
Michigan**HOMETOWN**  
Tampa, FL**HOW ACQUIRED**  
FA-10**CARDINALS | YEARS NFL****4 | 13****DOB: May 23, 1976**

## NOTE CARDS

- Since entering the NFL in 2001, Feely has scored 1,310 points, the second-highest total in the league in that time period behind only David Akers (1,488).
- Has successfully converted 322 consecutive PATs dating back to 11/9/03 (@ NYG) as a member of the Atlanta Falcons, the longest active streak in the NFL.
- In 12 NFL seasons, has appeared in 191 of 192 possible games during the regular season, missing his only career game at the beginning of the 2008 season when he signed with the Jets after the season opener.
- Totaled 100 points in 2012, his eighth career 100-point season. Has reached the 100-point plateau in eight of his 12 NFL seasons and led all NFL kickers in points during the 2002 (138) and 2005 (148) seasons.
- Finished the '12 season having made 14 consecutive FGAs. Combined with his streak of 19 consecutive FGs between Game 11 of the 2011 season and Game 5 of the '12 campaign and his 18 consecutive FGs during the 2010 season, now owns three of the five longest consecutive FG streaks in franchise history. As a member of the NY Jets, connected on 24 consecutive FG attempts between 2008-09, establishing a franchise record. Also had a streak of 22 consecutive successful FG attempts between 2006-07 with the Giants and Dolphins.
- Connected on 25 of 28 FGAs in 2012, with his .892 FG percentage tied for the third-best total in franchise history.
- Hit a career-long 61-yard FG to tie the game in the fourth quarter vs. Buffalo in Week 6 of the '12 season. It marked the longest FG in franchise history (previous long was 55) and Feely became just the 11th player in NFL history to connect on a FG attempt of 60+ yards.
- Following his 46-yard game-winning FG in overtime against Miami in Week 4 of the '12 season, became one of just 14 players in NFL history with at least six career game-winning FGs in overtime.
- Game-winning kick against the Dolphins was his fourth game-winner as a member of the Cardinals and ninth in his career.
- With his 22-yard game winner in overtime against the Cleveland Browns in Week 15 of the '11 season, became just the second kicker in NFL history to kick OT FGs with four different teams (also had game-winners with Atlanta, NY Giants, and NY Jets). He joined Todd Peterson (Arizona, Kansas City, Pittsburgh, and San Francisco) as the only kickers to have accomplished that feat.
- Named a team captain for the first time in his career with the Cardinals in 2011.
- Against the Denver Broncos in Week 14 of the '10 season, earned NFC Special Teams Player of the Week honors after totaling 25 points in the Cardinals victory, the second-highest point total by a kicker in NFL history (Rob Bironas, 26 pts, 10/21/07 vs. Houston). Feely scored his first career TD in the win vs. Denver on a five-yard run off a fake FG attempt, becoming the first kicker in franchise history to score a TD. The TD was the first by a kicker since Dallas' Tim Seder scored on an 8-yard run on 10/7/01 at Oakland.
- In the 25-point performance vs. Denver, Feely scored 22 consecutive points in the game (5 FG, TD, PAT) after the Broncos took an early 3-0 lead. It represented the most consecutive points scored in a game by an individual player in the Super Bowl era (post 1967).
- Has successfully converted six inside kicks during his career.
- Majored in Education at the University of Michigan. After graduating in 1998, worked as a financial consultant prior to entering the NFL in 2001.
- A major contributor to various community efforts, is a longtime volunteer with the Muscular Dystrophy Association and Special Olympics. He was named the Atlanta Falcons 2002 Man of the Year, was the United Way's Hometown Hero Award recipient with the NY Giants and was named the Muscular Dystrophy Man of the Year in 2010.
- During the 2012 and 2013 offseasons, spent time in Haiti with Food for the Hungry and Mission of Hope (MOH) Haiti, assisting children and those affected by the devastating earthquake in 2010.

## PRO CAREER:

Originally signed by the Atlanta Falcons as a rookie free agent on 4/12/01 and played four seasons with the Falcons before signing with the Giants as an unrestricted free agent on 3/8/05. Played two seasons with the Giants before signing with the Dolphins as an unre-

stricted free agent on 3/8/07. Released by the Dolphins on 8/12/08. Signed with the Jets on 9/10/08. Played two seasons with the Jets before signing a two-year contract with the Cardinals on 4/2/10 as a free agent. Re-signed with the Cardinals on 3/23/12, agreeing to a three-year contract as a free agent.

**2012:** Made 25 of 28 FGAs and all 25 PATs to finish with 100 points, marking the eighth time in his 12 NFL seasons that he has scored 100+ points ... ended the season having made 14 consecutive FGs ... extended consecutive PATs made streak to 322 ... had a career-high 29 touchbacks on kickoffs and added two special teams tackles ... converted both of his FG attempts, from 21 and 31 yards, and made both PATs vs. Sea (9/9) ... made both of his FG attempts (38 and 47 yards) and both PATs @ NE (9/16) ... connected on FG attempts of 47 and 27 yards and converted all three PATs vs. Phi (9/23) ... made his ninth career game-winning FG with a 46-yarder in overtime vs. Mia (9/30); marked his fourth game-winning FG with the Cardinals; became the 14th player in NFL history with six or more career OT FGs ... made one of two FG attempts @ STL (10/4); 35-yard FG in the first quarter gave him 19 consecutive FGAs made, topping his own 2010 mark for the second-longest streak in franchise history ... made three of four FG attempts, including a career-long 61-yarder to tie the game with 1:09 left in the fourth quarter vs. Buf (10/14); marked the longest FG in franchise history (previous long was 55, five times); also made two 49-yard FGs and his only PAT; had potential game-winning 38-yard FG blocked at the end of regulation ... made his only FG attempt, from 20 yards in the third quarter, and both PATs @ GB (11/4); also had his first special teams tackle of the season ... converted on a season-high four FGs and his only PAT @ Atl (11/18); made FGs of 48, 38, 28, and 27 yards; 27-yarder in the fourth quarter gave the Cardinals a 19-16 lead ... made a 51-yard FG in the third quarter and all five PATs vs. Det (12/16); marked his 15th career FG of 50+ yards; set a career high with five touchbacks on kickoffs ... made FGs of 49 and 35 yards and his only PAT vs. Chi (12/23); also had one special teams tackle.

**2011:** After being selected as a special teams captain for the first time, made 19 of 24 FGAs and all 33 extra point attempts ... had two OT game-winning FGs ... extended consecutive PATs made streak to 297 ... made all four extra point attempts and had three touchbacks on five kickoffs vs. Car (9/11) ... connected on a season-long 51-yard FG and made only extra point attempt @ Min (10/9) ... good on both FGAs, including a game-tying 45-yarder in the fourth quarter @ Bal (10/30) ... made both FGAs vs. STL (11/6), giving him seven consecutive FGAs over five-game stretch ... made all three FGAs and both extra point attempts @ STL (11/27); 11 points scored and three FGs both marked season highs; recorded his first

## 100 AGAIN

After hitting 25 of 28 FGAs on the season and successfully converting all 25 PATs, **Jay Feely** totaled 100 points in 2012. It represented the eighth 100-point campaign of his career and fourth in the past five seasons.

Feely ended the season by converting his final 14 consecutive FGAs, the fifth-best total in franchise history. He now owns three of the five longest consecutive FG streaks in team history.

### Franchise Record—Consecutive FGs Made

FG	Player (Year)
31	Neil Rackers (Games 1-10, 2005)
19	<b>Jay Feely (Game 11 in 2011-Game 5, 2012)</b>
18	<b>Jay Feely (Games 3-13, 2010)</b>
15	Neil Rackers (Games 5-11, 2008)
14	<b>Jay Feely (Games 8-16, 2012)</b>

After hitting 25 of 28 FGAs on the season, Feely's .892 FG percentage tied for the third-best total in franchise history

### Franchise Record—FG Percentage

Pct	Player, Year	FGM-FGA
.952	Neil Rackers, 2005	40-42
.941	Neil Rackers, 2009	16-17
<b>.892</b>	<b>Jay Feely, 2012</b>	<b>25-28</b>
	Neil Rackers, 2008	25-28
<b>.888</b>	<b>Jay Feely, 2010</b>	<b>24-27</b>

special teams tackle of the season ... made both FG attempts and lone extra point attempt vs. Dal (12/4) ... made his seventh career game-winning FG on a 22-yarder in OT vs. Cle (12/18); marked his second game-winning FG with the Cardinals; became just the second kicker in NFL history to kick OT FGs with four different teams (Arizona, Atlanta, NY Giants, and NY Jets); also tied the game with a 33-yard FG in the fourth quarter and made both extra point attempts ... made only FGA, a 29-yarder, in the fourth quarter that brought the Cardinals within seven, and only extra point attempt @ Cin (12/24) ... notched his eighth-career game-winning FG with a 28-yarder in OT vs. Sea (1/1/12); marked his third game-winner with the Cardinals and second in three games; equaled his season high with three FGs and 11 points; tied a career high with four touchbacks.

## A HIGH SCORER

**Jay Feely** is one of 15 NFL players who have eclipsed 1,000 points since 2001, the year he entered the league. In that time, Feely has tallied 1,310 points, the second-highest total in the league dating back to '01 behind only David Akers (1,488).

### NFL Points Leaders (2001-present)

Pts	Player	XPM	XPA	FGM	FGA
1,488	David Akers	483	487	335	412
<b>1,310</b>	<b>Jay Feely</b>	<b>407</b>	<b>409</b>	<b>299</b>	<b>362</b>
1,292	Adam Vinatieri	461	467	277	331
1,277	Sebastian Janikowski	371	374	302	370
1,195	Ryan Longwell	445	452	250	303

With 100 points in 2012, Feely has now surpassed the 100-point plateau eight times in his 12 NFL seasons and led all kickers in points during the 2002 (138) and 2005 (148) seasons.





**2010:** Played in all 16 games during his first season in Arizona ... scored the second most points by a kicker in NFL history (25) in Week 14 against Denver, becoming the first kicker in franchise history to score a TD ... 24 FGs made were the sixth highest single season total in franchise history ... named as a Pro Bowl alternate ... 16 touchbacks on the season tied his then-career high set in 2002 ... six special teams tackles was the second most of his career (7, 2001); extended consecutive PATs made streak to 264 ... tied for the team lead with two special teams tackles and totaled six points (FG, 3/3 PAT) vs. Oak (9/26) ... connected on a 53-yard FG @ SD (10/3) ... recorded two touchbacks on five kickoffs and connected on all three FGAs and all three extra points vs. NO (10/10) ... recorded one special teams tackle @ Sea (10/24); marked 40th career special teams tackle ... recorded a season-high three touchbacks and connected on both FGAs @ KC (11/21) ... had a career day vs. Den (12/12); matched career-high by hitting five of six FGs, recorded one special teams tackle and scored first career TD with a five-yard run on a fake FG in the second quarter; totaled a career-high 25 points—the second highest point total by a kicker in NFL history (26 points by Tennessee's Rob Bironas, 10/21/07 vs. Hou—8 FGs, 2 PATs); named NFC Special Teams Player of the Week for the second time in his career (week 7, 2002); fourth made FG of the day marked 18th consecutive FG made, passing Neil Rackers (15 in 2008) for the second longest streak in franchise history ... recorded two touchbacks while connecting on both extra point attempts and was 2-3 FGAs vs. Dal (12/25),

## NINE YEARS SINCE HE MISSED

**Jay Feely** has successfully converted 322 consecutive PATs dating back to 11/9/03. His 322 consecutive PATs rank as the longest active streak in the NFL.

### Consecutive PATs—Longest Active Streak

PATs	Player
322	<b>Jay Feely</b>
316	Stephen Gostkowski
264	Robbie Gould
244	Rob Bironas
242	Nick Folk

For his career, Feely has hit on 407 of 409 PATs. His last miss came on 11/9/03 @ NY Giants when he had a third quarter PAT blocked. Feely has hit on 87 of 87 on PATs in three seasons with the Cardinals.

including a game-winning 48-yard FG with five seconds left to give the Cards a 27-26 victory; marked sixth game-winning FG of his career and third in regulation; first game-winning kick since 11/13/08 at New England when he hit a 34-yard FG in OT.

**2009:** Handled the kicking duties for all 16 regular season games and all three postseason contests for the Jets ... finished the season by connecting on 30-of-36 FGAs and all 32 PATs during the regular season ... in the season opener, kicked a 24-yard FG to complete a 16-play, 68-yard drive @ Hou (9/13); marked his 15th

## HITTING FROM A DISTANCE

In Week 6 of the '12 season vs. Buffalo, **Jay Feely** connected on a 61-yard FG with just over a minute remaining in regulation to help send the game into OT. The FG was a career-long for Feely and established a new franchise record, beating the previous mark by six yards.

### Franchise Record—Longest FG

FG	Player	Opponent
<b>61</b>	<b>Jay Feely</b>	<b>10/14/12 vs. Buffalo</b>
55	Jay Feely	12/12/10 vs. Denver
	Neil Rackers	10/24/04 vs. Seattle (2x)
	Greg Davis	9/17/95 at Detroit
	Greg Davis	12/19/93 at Seattle

Feely became just the 11th player in NFL history to connect on a FG attempt of 60+ yards.

### All-Time FGs of 60+ Yards

FG	Player (Team)	Opponent
63	David Akers (SF)	9/9/12 at Green Bay
	Sebastian Janikowski (Oak)	9/12/11 at Denver
	Jason Elam (Den)	10/25/98 vs. Jacksonville
	Tom Dempsey (NO)	11/8/70 vs. Detroit
62	Matt Bryant (TB)	10/22/06 vs. Philadelphia
<b>61</b>	<b>Jay Feely (Ari)</b>	<b>10/14/12 vs. Buffalo</b>
	Sebastian Janikowski (Oak)	12/27/09 at Cleveland
60	Greg Zuerlein (StL)	9/30/12 vs. Seattle
	Dan Carpenter (Mia)	12/5/10 vs. Cleveland
	Rob Bironas (Ten)	12/3/06 vs. Indianapolis
	Morten Anderson (NO)	10/27/91 vs. Chicago
	Steve Cox (Cle)	10/21/84 at Cincinnati

Feely's 61-yarder was one of three FGs of 60+ yards in the NFL in 2012 (David Akers-63; Greg Zuerlein-60), setting a new NFL record. Prior to '12, the only other year the NFL saw multiple FGs of 60+ yards in a season was 2006 (2).

## A HISTORIC DAY

**Jay Feely** scored his first career TD on a 5-yard run off a fake FG attempt during the Cardinals 2010 victory over Denver. It was the first-ever TD by a Cardinals kicker. According to the Elias Sports Bureau, prior to Feely's 5-yard TD run, the last NFL placekicker to score a TD of any kind was Tim Seder of Dallas with an 8-yard run on 10/7/01 at the Raiders.

Feely became just the 4th kicker since the 1970 merger to score a rushing TD: Dallas' Seder (10/7/01 & 11/12/00); Cleveland's Phil Dawson (10/10/99); NY Giants Jess Atkinson (10/13/85).

In addition to his TD, Feely tied a career-high with five FGs and four PATs, giving him 25 points for the game. That total represents the second-highest point total by a kicker in NFL history, trailing only the 26 points posted by Tennessee's Rob Bironas on 10/21/07 vs. Houston (8 FGs, 2 PATs). Feely became the first player in NFL history to score a TD and kick five FGs in a game.



### Most Points By Kicker—NFL Record

Pts	Player (Team)	Game
26	Rob Bironas (Ten)	10/21/07 vs. Houston
<b>25</b>	<b>Jay Feely (Ari)</b>	<b>12/12/10 vs. Denver</b>
23	Bill Cundiff (Dal)	9/15/03 vs. NY Giants
22	Jim Bakken (StL)	9/24/67 vs. Pittsburgh
Six players tied with 21		

### 22 STRAIGHT POINTS

After Broncos K Steven Hauschka's 32-yard FG gave Denver a 3-0 lead with 10:36 remaining in the first quarter, Feely accounted for all of the game's next six scores and all 22 points in the next 44:16. It wasn't until Hauschka's 30-yard FG with 11:20 remaining in the fourth quarter that Denver got back on the scoreboard, with Arizona leading 22-6. Feely's run of 22 points looked like this:

- 36-yard FG (3-3 Tie)
- 48-yard FG (6-3 Arizona)
- 5-yard run on fake FG, followed by PAT (13-3 Arizona)
- 55-yard FG (16-3 Arizona)
- 23-yard FG (19-3 Arizona)
- 49-yard FG (22-3 Arizona)

Feely's 22 consecutive points marked the most consecutive points scored in a game by an individual player in the Super Bowl era (post 1967). Prior to that the last player to score more than 22 uninterrupted points was Green Bay's Paul Hornung, who totaled 24 consecutive points in a 45-7 win vs. Baltimore on 10/8/61. In that game, Hornung kicked a 38-yard FG, then scored three consecutive TDs (and PATs) on a 1-yard run, an 8-yard reception and another 1-yard run.

### FEELY FOR 50 and 7

Feely's third FG of the day was a 55-yarder that tied for the longest FG of his career at that point and tied for the longest FG in franchise history. It was the fourth 55-yard FG he has made and the first since 11/1/09 vs. Miami as a member of the Jets. With the 55-yard FG, Feely became the first player in 46 years to kick a 50+ yard FG and score a TD in the same game. The last player to do so was the Boston Patriots' Gino Cappelletti on 11/20/64 vs. Denver. In that game, Cappelletti caught a 25-yard TD pass and kicked a 51-yard FG.



consecutive successful FGA ... scored 10 points and was a perfect 3-for-3 on FGs (33, 24, 39) vs. NE (9/20) ... kicked a 23-yard FG in the first quarter vs. Buf (10/18), his 23rd consecutive successful FGA, breaking Pat Leahy's franchise record; also connected on a 41-yard FG before missing a 44-yarder at the end of the first half to set the new franchise record at 24 consecutive FGs made ... tied his then career-long and the Jets franchise record with a 55-yard FG in the third quarter; also recorded two special teams tackles vs. Mia (11/1) ... converted two extra points and did not attempt a FG for the first time in '09 @ NE (11/22) ... connected on four FGs (38, 49, 31, 37) in a game for the first time in '09 and third time with the Jets vs. Buf (12/3) ... scored a season-high 14 points on four FGs (4-of-5: 40, 24, 49, 49) and two extra points @ TB (12/13); kicked at least four FGs in a game for the second time in '09 and fourth time with the Jets; pushed him past 100 points for the season, marking the sixth time he has accomplished the feat in his career ... hit FGs of 35 and 43 yards and one PAT @ Ind (12/27); added a special teams tackle ... totaled 13 points in the regular season finale (three FGs, four PATs) vs. Cin (1/3/10) ... played in his seventh postseason game and first with

the Jets in the Wild Card matchup @ Cin (1/9/10); kicked a 20-yard FG and three PATs; punted in place of Steve Weatherford, the first time he has punted in the NFL and finished the game with seven punts for 220 yards (31.4 avg.), with three landing inside-the-20 ... his 46-yard FG marked the Jets first points of the game and brought the score to 7-3 in the Divisional game @ SD (1/17/10); 46-yarder tied for third-longest in Jets postseason history ... named game captain in the AFC Championship game @ Ind (1/24/10) and kicked a 48-yard FG to make the score 17-6 Jets; 48-yarder was the second longest in Jets postseason history.

**2008:** Converted 24-of-28 FGs and 39 PATs for 111 points in his first season with the Jets ... made a 52-yard FG with :08 remaining that sent the game into OT @ Oak (10/19) ... named Jets Special Teams Player of the Game after connecting on all four FGAs, including a 55-yard FG with no time remaining in the first half that tied for the longest in Jets history and matched a career-long vs. StL (11/9); added five PATs and logged two special teams tackles in the game ... with 7:15 remaining in OT, connected on a game-winning 34-yard FG @ NE (11/13) that marked his third career OT FG kick for a win.

## FEELY FOR THE WIN

Game-winning kicks have piled up for **Jay Feely** over the last few seasons. After hitting a game-winner in OT against Miami Dolphins in Week 4 of the '12 season, Feely now has nine game-winning kicks in his career. Of those nine game-winners, four have come during his three seasons in Arizona.

Of his nine career game-winners, six have come in OT and three at the end of regulation. Feely's 46-yard game-winner in OT against the Dolphins made him one of just 14 players in NFL history with 6+ career OT FGs:



### NFL Record—Career OT Field Goals

FGs	Player	Years
9	Jim Breech	1979-92
	Steve Christie	1990-04
	Jason Elam	1993-09
8	Jason Hanson	1992-12
	Adam Vinatieri	1996-12
7	Joe Nedney	1996-10
6	<b>Jay Feely</b>	<b>2001-12</b>
	Morten Andersen	1982-07
	Matt Bryant	2002-12
	Kevin Butler	1985-97
	Norm Johnson	1982-99
	John Kasay	1991-11
	Todd Peterson	1994-05
	Pete Stoyanovich	1989-00

In 2011, Feely's clutch kicking (hit two game-winners in OT) helped the Cardinals set an NFL single-season record with four overtime wins on the season.

### Feely's Career Game Winning Field Goals

- 46 yards vs. Miami in OT, 9/30/12 (Arizona)
- 28 yards vs. Seattle in OT, 1/1/12 (Arizona)
- 22 yards vs. Cleveland in OT, 12/18/11 (Arizona)
- 48 yards vs. Dallas in the 4th qtr, 12/25/10 (Arizona)
- 34 yards at New England in OT, 11/13/08 (NY Jets)
- 36 yards at Philadelphia in OT, 12/11/05 (NY Giants)
- 38 yards vs. Carolina in OT, 12/18/05 (Atlanta)
- 47 yards at New Orleans in 4th qtr, 10/27/02 (Atlanta)
- 52 yards vs. Buffalo in 4th qtr, 12/23/01 (Atlanta)



**2007:** In his lone season with the Dolphins, connected on 21-of-23 FGAs (91.3 percent), third-best in the AFC and in the NFL behind only Josh Scobee (JAX) and Jeff Reed (PIT) ... after hitting the first 12 FGAs of the season, had connected on 19 consecutive attempts dating back to 2006 ... played in the 100th NFL regular season contest of his career vs. Oak (9/30) ... accounted for season highs in both FGs (4) and points (13) the following week, as he connected on all four of his FGAs, including two from 40 yards-or-longer (40, 48), in addition to his only PAT @ Hou (10/7); marked the sixth time in his career that he tallied four or more FGs in a game ... hit a season-long 53-yard FG and also connected from 44 yards out vs. NYJ (12/2); 53-yarder was his first from 50+ yards out since the '05 season ... converted all three FGAs as Miami recorded their only win of the season, a 22-16 OT decision vs. Bal (12/16); two of his three FGs occurred in the fourth quarter – a 22-yarder 2:54 into the period to tie the game at 13-13 and a 29-yarder with 1:56 to play, giving the Dolphins a 16-13 lead.

**2006:** Connected on 23-of-27 FGs and all 38 PATs for 107 points for the Giants ... converted his final 10 FGAs of the regular season, covering a seven-game

stretch ... connected on a season-high four FGs (five attempts) in a 19-3 win vs. Was (10/8), hitting from 24, 34, 32 and 40 yards out ... hit on all three FGAs, including a season-long 47-yard kick vs. Phi (12/17) ... with 10 points (2/2 FGs, 4/4 PATs), surpassed 100 points for the season in the finale @ Was (12/30) ... hit on both FGAs (20, 24) and both PATs in his sixth career postseason game @ Phi (1/7/07); eight points marked his second-highest point total in a postseason game.

**2005:** Established career highs by converting 35-of-42 FGs and hit all 43 PATs for 148 points, the most in the NFL among kickers and second overall in the NFL (Shaun Alexander, 168) ... voted a first alternate to the Pro Bowl for the NFC ... connected on his first 13 FGAs of the season ... recorded 10+ points in five games ... hit both FGAs (50, 45) in 16-13 OT loss @ Dal (10/16), the first of three straight games in which he hit on a FG of 50 yards or longer ... the following week, connected on a season-long 52-yard FG in a 24-23 win vs. Den (10/23); marked the first time in his career he connected on a FG of 50+ yards in back-to-back games ... tied a career high with five FGs (six attempts), accumulating a career-high 18

## CARDINALS IN THE COMMUNITY

Veteran kicker **Jay Feely** spends a lot of his time helping out in the community, both in America and abroad.

He made his third trip to Haiti during the 2013 offseason after going twice during the 2012 offseason. Feely traveled to Haiti to take part in relief efforts following the devastating earthquake in 2010. In March of 2013, Feely once again joined a group from The Grove church, located in Chandler, AZ, to continue the process of rebuilding a church that was destroyed by the earthquake. The group also spent time at an orphanage outside of Port Au Prince, bringing clothes and other goods for donation. After his first visit in February of 2012, Feely traveled to Haiti in June of '12, partnering with Mission of Hope to bring a team of nurses and dentists to provide mobile clinics. Mission of Hope currently has a school attended by over 2,000 students and they distribute 65,000 meals daily throughout Haiti. Feely is also working with Mission of Hope to build a sports complex that will provide chances for the children of Haiti to develop soccer, basketball and tracks skills.

Along with his family, Jay created the Feely Family Foundation which focuses on the protection, education, and rehabilitation of children. The foundation grants scholarships based on financial need, educational achievement and community service. It also supports worthy charities in their efforts to help provide hope to children.

One of the programs set up through the foundation is the World Ministries Football Club. The club encourages educational and playing opportunities beyond high school, assisting each player explore all of the possibilities available and enabling or providing scholarships to overcome financial needs.

As an active participant in the Arizona community, Feely also spent this past season helping out through a variety of programs.

He joined Cardinals teammates, President Michael Bidwill, head coach Bruce Arians and GM Steve Keim to take part in a tweetup hosted by SI's Peter King at Tom's Tavern the night before Pat's Run to benefit the Tillman Foundation.

Once again during the holiday season, he took part at the team's annual "Feed the Hungry" event at the Phoenix Rescue Mission during Thanksgiving and passed out personalized teddy bears at Phoenix Children's Hospital in December as part of the annual "Teddy Bear Express" program.

He also joined his wife, Rebecca, and other teammates and their wives at the Phoenix Ronald McDonald House last December at the annual "Light the House" holiday party to help spread holiday cheer. The group provided the families at the house with dinner, drinks and dessert while also passing out stockings to the children. His involvement with the Ronald McDonald house also included joining Cardinals president Michael Bidwill in January of 2012 for a ribbon cutting ceremony to celebrate the opening of a new fully furnished Cardinals themed two-bedroom apartment.

In September of 2011, Feely visited Desert Vista High School for a Breast Cancer awareness pep rally and to help recognize breast cancer survivors. The Desert Vista football team wore pink jerseys provided by the Cardinals to help recognize Breast Cancer Awareness Month.







points vs. Was (10/30); included in his total was a 50-yard FG, his third consecutive game with a FG of 50+ yards, a career-high; third attempt, and only miss, in the game hit the left upright from 51 yards out, snapping his string of 14 consecutive successful FGAs in the regular season ... made two-of-five FGs @ Sea (11/27) ... hit on all four FGAs (24, 21, 27, 36) @ Phi (12/11); the 34-yarder came with 3:55 to play in OT, giving the Giants a 26-23 victory; marked his second-career game winning FG in OT.

**2004:** In fourth and final season with the Falcons, hit 18-of-23 FGs and 40-40 PATs for 94 points ... recovered his own inside kick in a 34-17 win vs. StL (9/19); also hit on FGs of 35 and 25 yards and all four PATs ... in a defensive battle, accounted for all of Atlanta's points, on FGs of 25 and 23 yards, in a 6-3 win vs. Ari (9/26) ... connected on all three PATs and both FGAs, including a season-long 47-yarder @ Car (10/3) ... recorded the second reception of his NFL career when he hauled in a pass from holder Chris Mohr on a fake FGA (-2 yards) vs. Det (10/10) ... converted a successful onside kick in 41-28 win @ Den (10/31); marked the fifth successful onside kick in his career and second of the '04 season; also connected on 2-of-3 FGAs (24, 43) and 5-of-5 PATs for a season-high 11 points ... made good on 2-of-3 FGAs, including a 38-yarder that came 2:25 into the OT period, giving the Falcons a 34-31 victory vs. Car (12/18); marked his first career game-winning FG in OT ... converted both FGAs and all seven PATs in two postseason games ... established postseason career-highs by connecting on 6-of-6 PATs and totaling nine points in the Divisional win vs. StL (1/15/05); FG came from 38 yards out.

**2003:** In third season with the Falcons, appeared in all 16 games for the third consecutive season and was good on 19-of-27 FGAs and 32-of-33 PATs, for a total of 89 points ... in the season opener, connected on both FGAs (37, 31) and all three PATs for nine points @ Dal (9/7) ... attempted the longest FG of his career but his 60-yarder was blocked @ StL (10/13); did not attempt a PAT and for the first time in his career was held without a point in the game ... had one of his best games of the season vs. Phi (11/2) when he hit on all three FGAs (40, 25, 46), his only PAT and two of his five kickoffs went for touchbacks; 46-yard FG marked his longest of the season; recorded double-digit points (10) for the first time on the season ... the following week, had a third quarter PAT blocked @ NYG (11/9); second blocked PAT of his career and also marked last time he had one blocked ... good on all three of his FGAs (26, 38, 37) and all three PATs and totaled a season-high 12 points as the Falcons recorded a 30-28 victory @ TB (12/20).

**2002:** In his second season with the Falcons, converted 32-of-40 FGAs and hit 42-of-43 PATs for 138 points, the most among kickers and second overall in the NFL (Priest Holmes, 144) ... connected on 9-of-10 FGs and all nine PATs and was named NFC Special Teams Player of the Month for October ... in season-opening 37-34 OT loss @ GB (9/8), connected on both FGAs, including a season-long 52-yarder that came with five seconds to play in regulation to send the game into OT; also recorded a career-high four touchbacks on eight kickoffs ... executed a successful onside kick vs. TB (10/6) and provided the Falcons with their only points of the day on FGs of 34 and 32

yards ... earned NFL Special Teams Player of the Week honors in 30-0 win vs. Car (10/20) when he connected on all three of his FGAs (41, 45, 49); was also 3-of-3 on PATs for 12 points and recorded touchbacks on three of seven kickoffs; marked the first time in his career that he hit on three FGs of 40+ yards in a game ... hit all three FGAs (31, 32, 47) @ NO (10/27) and his final FG occurred as time expired in regulation, lifting the Falcons to a 37-35 victory; marked the second game-winning FG of his career ... in a 36-15 victory @ Det (12/22), hit all five FGAs (23, 23, 36, 20, 39), setting a career-high for FGs in a game ... connected on 3-of-4 FGAs, including a pair from over 40 yards (42,49) in the regular season finale @ Cle (12/29) ... in first career postseason game, connected on 2-of-4 FGAs (22, 23) and all three PATs in the Wild Card win @ GB (1/4/03) ... made good on 2-of-3 FGAs in the Divisional game @ Phi (1/11/03), including a postseason career-long 52-yarder.

**2001:** As a rookie, converted 29-of-37 FGAs and 28-of-28 PATs for 115 total points and was a consensus All-Rookie selection ... 29 FGs were first in the NFC and fourth in the NFL ... converted successful onside kicks in games vs. Dal (11/11) and vs. StL (12/2) ... in first career game, connected on both FGAs (28, 24) and only PAT for a total of seven points @ SF (9/9) ... in just his third career game, connected on a career-long 55-yard FG in the Falcons' 34-14 victory @ Ari (9/30) ... first reception of NFL career came when he hauled in a pass from holder Chris Mohr on a fake FGA (-2 yards) @ NO (10/21) ... connected on all three FGAs (26, 39, 32) in a 23-20 win @ GB (11/18) ... first quarter 39-yard FG turned out to be the difference maker in a 10-7 win @ Car (11/25) ... had his best game of the season when he converted all four of his FGAs, including a 52-yarder as time expired to give the Falcons a 33-30 victory vs. Buf (12/23); marked the first game-winning FG of his career; added three PATs for a total of 15 points in the game, a season-high.

## COLLEGE:

A four-year letterman at Michigan (1995-98), finished his collegiate career having connected on 20-of-26 FGAs and 43-of-44 PATs ... also served as the Wolverines kickoff specialist ... during his senior season in '98, connected on 17-of-22 FGAs and 40-of-41 extra points and was named Big Ten honorable mention by the coaches and media ... during his junior season, kicked the longest FG in the nation when he connected on a 51-yarder vs. Baylor; also marked the sixth-longest FG in Michigan history at the time.

## PERSONAL:

Attended Jesuit (Tampa, FL) High School where he set school and Hillsborough County career and season records for FGs and PATs ... named second-team All-America by Blue Chip Illustrated and was a Class 4-A State and All-Southeast Regional selection ... involved with the United Way's efforts in Michigan, was featured in the United Way's national advertising campaign in 2005 ... member of the board of directors for Easter Seals ... brother, Nick, kicks at Air Force Academy ... along with his wife, Rebecca, the couple have three daughters; Alexandria, Abigail and Olivia, and one son; Jace ... majored in Education.

## FEELY CAREER STATS

Year	Team	G	FG	Scoring								
				FGA	Pct	Lg	Blk	XP	XPA	Pct	Blk	Points
2001	Atl	16	29	37	78.4	55	1	28	28	100.0	0	115
2002	Atl	16	32	40	80.0	52	2	42	43	97.7	1	138
2003	Atl	16	19	27	70.4	46	1	32	33	96.9	1	89
2004	Atl	16	18	23	78.3	47	0	40	40	100.0	0	94
2005	NYG	16	35	42	83.3	52	1	43	43	100.0	0	148
2006	NYG	16	23	27	85.2	47	0	38	38	100.0	0	107
2007	Mia	16	21	23	91.3	53	0	26	26	100.0	0	89
2008	NYJ	15	24	28	85.7	55	0	39	39	100.0	0	111
2009	NYJ	16	30	36	83.3	55	1	32	32	100.0	0	122
2010	Ariz	16	24	27	88.9	55	0	29	29	100.0	0	107
2011	Ariz	16	19	24	79.2	51	0	33	33	100.0	0	90
2012	Ariz	16	25	28	89.2	61	1	25	25	100.0	0	100
<b>Total</b>		<b>191</b>	<b>299</b>	<b>362</b>	<b>82.6</b>	<b>61</b>	<b>7</b>	<b>407</b>	<b>409</b>	<b>99.5</b>	<b>2</b>	<b>1,310</b>

Year	Team	Field Goals									
		1-19	Pct	20-29	Pct	30-39	Pct	40-49	Pct	50+	Pct
2001	Atl	1-1	100.0	8-8	100.0	14-15	93.3	4-9	44.4	2-4	50.0
2002	Atl	0-0	--	8-10	80.0	12-14	85.7	11-13	84.6	1-3	33.3
2003	Atl	0-0	--	6-6	100.0	9-11	81.8	4-7	57.1	0-3	0.0
2004	Atl	1-1	100.0	7-7	100.0	7-9	77.8	3-6	50.0	0-0	--
2005	NYG	0-0	--	11-13	84.6	13-14	92.9	8-10	80.0	3-5	60.0
2006	NYG	0-0	--	7-7	100.0	10-11	90.9	6-8	75.0	0-1	0.0
2007	Mia	0-0	--	7-7	100.0	6-6	100.0	7-9	77.8	1-1	100.0
2008	NYJ	0.0	--	9-9	100.0	9-12	75.0	4-5	80.0	2-2	100.0
2009	NYJ	0-0	--	6-6	100.0	12-15	80.0	11-14	78.6	1-1	100.0
2010	Ariz	0-0	--	8-8	100.0	6-6	100.0	8-10	80.0	2-3	66.7
2011	Ariz	0-0	--	9-9	100.0	4-6	66.7	5-7	71.4	1-2	50.0
2012	Ariz	0-0	--	6-6	100.0	9-10	90.0	8-10	80.0	2-2	100.0
<b>Total</b>		<b>2-2</b>	<b>100.0</b>	<b>92-96</b>	<b>95.8</b>	<b>111-129</b>	<b>86.0</b>	<b>79-108</b>	<b>73.1</b>	<b>15-27</b>	<b>55.6</b>

### Single Game Highs:

**Field Goals Made:** 5, three times, last vs. Denver, 12/12/10; **Field Goals Attempted:** 6, twice, last vs. Denver, 12/12/10; **Long Field Goal:** 61\*, vs. Buffalo, 10/14/12; **Most Points:** 25, vs. Denver, 12/12/10, (five FGs, four PATs, one TD); **Most Touchbacks:** 5, vs. Detroit, 12/16/12; **Most PATs:** 6, vs. Arizona, 9/11/05.

\*Franchise Record

### Additional Statistics:

**Special Teams Tackles:** 45: 2 (2012) - 1, vs. Chi (12/23); 1, @ GB (11/4); 1 (2011); 6 (2010); 3 (2009); 5 (2008); 5 (2007); 2 (2006); 6 (2005); 1 (2004); 4 (2003); 3 (2002); 7 (2001); **Touchdowns:** 1, five-yard run vs. Denver, 12/12/10. **Receptions:** 2 for -4 yards: 1(-2), 10/21/01 @ New Orleans; 1(-2), 10/10/04 vs. Detroit.

**Game-Winning Field Goals:** 9: 46 yards vs. Miami, 9/30/12 (OT); 28 yards vs. Seattle, 1/1/12 (OT); 22 yards vs. Cleveland, 12/18/11 (OT); 48 yards vs. Dallas, 12/25/10; 34 yards @ New England, 11/13/08 (OT); 36 yards @ Philadelphia, 12/11/05 (OT); 38 yards vs. Carolina, 12/18/04 (OT); 47 yards @ New Orleans, 10/27/02; 52 yards vs. Buffalo, 12/23/01.

## FEELY POSTSEASON STATS

Year	Team	G	FG	Scoring								
				FGA	Pct	Lg	Blk	XP	XPA	Pct	Blk	Points
2002	Atl	2	4	7	57.1	52	0	3	3	100.0	0	16
2004	Atl	2	2	2	100.0	38	0	7	7	100.0	0	13
2005	NYG	1	-	-	--	-	-	-	-	--	-	0
2006	NYG	1	2	2	100.0	24	0	2	2	100.0	0	8
2009	NYJ	3	3	5	60.0	48	0	7	7	100.0	0	16
<b>Total</b>		<b>9</b>	<b>11</b>	<b>16</b>	<b>68.8</b>	<b>52</b>	<b>0</b>	<b>19</b>	<b>19</b>	<b>100.0</b>	<b>0</b>	<b>53</b>

Year	Team	Field Goals									
		1-19	Pct	20-29	Pct	30-39	Pct	40-49	Pct	50+	Pct
2002	Atl	0-0	--	2-2	100.0	1-2	50.0	0-2	0.0	1-1	100.0
2004	Atl	0-0	--	1-1	100.0	1-1	100.0	0-0	--	0-0	--
2005	NYG	0-0	--	0-0	--	0-0	--	0-0	--	0-0	--
2006	NYG	0-0	--	2-2	100.0	0-0	--	0-0	--	0-0	--
2009	NYJ	0-0	--	1-1	100.0	0-0	--	2-3	66.7	0-1	0.0
<b>Total</b>		<b>0-0</b>	<b>--</b>	<b>6-6</b>	<b>100.0</b>	<b>2-3</b>	<b>66.7</b>	<b>2-5</b>	<b>40.0</b>	<b>1-2</b>	<b>50.0</b>

### Postseason Single Game Highs:

**Field Goals Made:** 2, three times, last @ Philadelphia, 1/7/07; **Field Goals Attempted:** 4, @ Green Bay, 1/4/03; **Long Field Goal:** 52, @ Philadelphia, 1/11/03; **Points:** 9, twice, last vs. St. Louis, 1/15/05, (one FG, six PATs); **Most Touchbacks:** 4, vs. St. Louis, 1/15/05; **Most PATs:** 6, vs. St. Louis, 1/15/05.



## LARRY FITZGERALD

### 11 | WIDE RECEIVER

**HT. 6-3 | WT. 218**

**COLLEGE**  
Pittsburgh

**HOMETOWN**  
Minneapolis, MN

**HOW ACQUIRED**  
D1/04 (3rd)

**CARDINALS | YEARS NFL**

**10 | 10**

**DOB: August 31, 1983**

**PRO BOWL SELECTION: 2005, 2007, 2008, 2009, 2010, 2011, 2012**

### NOTE CARDS

- Originally selected by the Cardinals in the first round (3rd overall) of the 2004 NFL Draft and has started 139 of the 140 games in which he has appeared. Only players taken ahead of him were QB Eli Manning (#1 to San Diego) and OT Robert Gallery (#2 to Oakland). Signed a four-year contract on 3/11/08 and signed an eight-year contract on 8/20/11 that will keep him in a Cardinals uniform through the 2018 season.
- Voted to his sixth consecutive (seventh overall) Pro Bowl in 2012. His seven career Pro Bowl nods are the most by an offensive player in franchise history and are tied with Hall of Fame DB Roger Wehrli for the second most in team history behind only Hall of Fame safety Larry Wilson's eight. Earned MVP honors in the 2008 Pro Bowl and his eight career TDs represent a Pro Bowl record.
- Franchise career leader in receptions (764), receiving yards (10,413), receiving TDs (77), total TDs (77), 100-yard receiving games (34) and consecutive games with a reception (133).
- In 2012, was named one of three finalists for the "Walter Payton NFL Man of the Year" Award and was also named the recipient of the 14th Annual Arthur S. Arkush Humanitarian Award by Pro Football Weekly, which is given to the NFL player whose contributions to the community and charitable organizations are especially outstanding.
- In Week 3 of the 2012 season vs. Philadelphia, reached 700 career receptions. At 29 years, 23 days old, he became the youngest player in NFL history to reach the career milestone.
- In Week 6 of the '12 season vs. Buffalo, eclipsed 10,000 career receiving yards and joined Randy Moss as the only players in NFL history to reach the career milestone before the age of 30.
- One of just four players in NFL history to record at least 1,400 receiving yards four times in their career, joining Jerry Rice (6), Randy Moss (4) and Marvin Harrison (4).
- Was the first player in NFL history to record 90+ receptions five times in their first seven seasons and became just one of four players in NFL history (Torry Holt, Jerry Rice and Marvin Harrison) to record 90+ receptions in at least four consecutive seasons.
- At 28 years, 74 days old, he became the third youngest player in NFL history to reach 70 career receiving TDs behind only Randy Moss (26 years, 269 days old) and Hall of Famer Jerry Rice (28 years, one day old). Led the NFL in receiving TDs in both 2008 (12) and 2009 (13) and with 10 TD receptions in '07, became the first player in franchise history to record 10+ TDs in three consecutive seasons.
- Has twice been named NFC Offensive Player of the Week, with both award-winning performances coming in consecutive seasons against the Philadelphia Eagles. In Week 10 of the '11 season, he earned the honor for the first time in his career following his performance against the Eagles (7 rec, 146 yards, 2 TDs). In Week 3 of the '12 season, earned NFC Offensive Player of the Week after hauling in nine receptions for 114 yards and a TD against Philadelphia.
- Had one of the best postseasons of any player in NFL history during the Cardinals run to Super Bowl XLIII in 2008, shattering the NFL single postseason record for receptions (30), receiving yards (546), and receiving TDs (7). His 30 receptions surpassed the previous record of 27, shared by Carolina's Steve Smith (2005) and New England's Wes Welker (2007). His 546 receiving yards surpassed Jerry Rice's 1988 total of 409 yards and his seven TD receptions topped Rice's 1988 total of six.
- Has nine TD receptions in six career postseason games, an NFL record for a player in his first six postseason games.
- With 100 yards receiving in each of the team's four postseason games in '08, set the NFL record for most consecutive playoff games with 100 yards receiving. Has at least 100 yards receiving in four of the six postseason games he has appeared in.
- With 96 receptions for 1,431 yards in 2008, joined wide receivers Anquan Boldin (89-1,038) and Steve Breaston (77-1,006) to mark the fifth time in NFL history that a team had three players all reach 1,000 receiving yards in the same season.
- His 103 receptions in 2005 set a franchise single-season mark, breaking Boldin's previous mark of 101 set in 2003.
- In 2005, Fitzgerald and Boldin became only the second tandem in NFL history to top 100 receptions and 1,400 receiving yards in the same season (Detroit's Herman Moore and Brett Perriman in 1995).
- At 22 years, 123 days old became the youngest receiver in NFL history to record a 100-catch campaign when he reached the milestone @ Indy on 1/1/06.
- Entering his 10th season with the Cardinals, joins Darnell Dockett as the team's most tenured players.

## PRO CAREER:

Selected in the first round of the 2004 NFL Draft; was the first receiver taken and the third player overall behind QB Eli Manning (San Diego) and T Robert Gallery (Oakland). In his nine seasons with the Cardinals, has established franchise records for receptions (764), receiving yards (10,413), receiving TDs (77), total TDs (77), 100-yard receiving games (34) and 1,000-yard receiving seasons (6). Has also been voted to the Pro Bowl seven times, including appearances in each of the past six seasons. Signed a four-year contract on 3/11/08 and re-upped on 8/20/11, agreeing to an eight-year contract that will keep him in Arizona through the 2018 season.

**2012:** After being selected as an offensive captain by his teammates for the fourth consecutive year, started all 16 games and earned his sixth straight (seventh overall) Pro Bowl selection ... led the team with 71 receptions and 798 receiving yards and finished second on the team with four TD catches ... became the franchise record holder for consecutive games with a reception (133) ... also became the youngest player in NFL history to reach 700 career receptions and the second-youngest to reach 10,000 career receiving yards ... posted a team-high 63 yards on four receptions vs. Sea (9/9); caught two passes for 37 yards from Kevin Kolb on the go-ahead TD drive in the fourth quarter ... led the team with nine catches for 114 yards and a TD vs. Phi (9/23); with his second catch of the game, he became the youngest player (29 years, 23 days old) in NFL history to reach 700 career receptions; had 105 yards on seven catches in the first half alone, the fifth time in his career he has topped 100

yards receiving in the first half; marked his 33rd career 100-yard receiving game; his 37-yard TD reception in the second quarter was his ninth career TD in five games against the Eagles (including postseason), and he has topped 100 yards receiving in each of his last three games against Philadelphia; named NFC Offensive Player of the Week; marked the second time in his career he earned the honor, with the first coming in 2011, also after a victory over the Eagles ... had a team-high eight receptions for 64 yards and a TD

vs. Mia (9/30); marked his 121st straight game with a reception, tying Mel Gray's (Game 3 in 1973-Game 4 in 1982) franchise record ... posted a team-leading eight catches for 92 yards @ StL (10/4); it was his 122nd straight game with a catch, establishing a new franchise record ... led the team with six receptions for 93 yards and a TD vs. Buf (10/14); with his 14-yard reception in the fourth quarter, reached 10,000 career receiving yards, becoming the second-youngest player in NFL history to reach that mark and joining Randy Moss as the only players to do so before the age of 30; had a 17-yard reception later on the same drive to convert a 4th-n-11 and keep the eventual game-tying FG drive alive ... caught a team-high six passes for 74 yards and a TD @ GB (11/4); had a 31-yard catch and run for a TD on 3rd-n-5 in the third quarter ... caught three passes for 31 yards, all coming on the game-opening TD drive vs.

StL (11/25); gave him 102 career receptions against the Rams ... led the team with eight catches for 111 yards vs. Chi (12/23); marked his 34th career 100-yard receiving game, extending his own franchise record.

## ANOTHER RECORD FOR FITZ

In Week 5 of the '12 season at St. Louis, **Larry Fitzgerald** reached 122 consecutive games with a catch, establishing a new franchise record. Over the final 11 games, Fitzgerald extended that streak to 133 consecutive games with a reception.

### Franchise Record—Consecutive Games With a Reception

Gms	Player (Streak)
133	Larry Fitzgerald (Game 8 in 2004-present)
121	Mel Gray (Game 3 in 1973-Game 4 in 1982)
94	Bobby Joe Conrad (Game 9 in 1961-Game 4 in 1968)
89	Larry Centers (Game 7 in 1993-Game 16 in 1998)
74	Roy Green (Game 2 in 1981-Game 10 in 1986)

Fitzgerald has a reception in 139 of 140 games played in his career. The only game in which he did not catch a pass came during his rookie season (10/31/04 @ Buffalo).

Fitzgerald's receptions streak ranks as the second-longest active mark in the NFL behind Tony Gonzalez (193).







## 10,000 YARDS YOUNG



WR **Larry Fitzgerald** eclipsed 10,000 receiving yards in Week 6 of the 2012 season vs. Buffalo. At 29 years, 44 days old, he joined Randy Moss (28 years, 314 days) as the only two players in NFL history to reach 10,000 career receiving yards before the age of 30.

### Youngest To 10,000 Career Receiving Yards

Player	Age
Randy Moss	28 years, 314 days
<b>Larry Fitzgerald</b>	<b>29 years, 44 days</b>
Jerry Rice	30 years, 54 days
Torry Holt	30 years, 132 days
Isaac Bruce	30 years, 343 days

In Week 3 of the '12 campaign, Fitzgerald surpassed 700 career receptions. At 29 years, 23 days old, Fitzgerald became the youngest player in NFL history to reach that mark.

He reached the milestone over a year younger than the previous record holder—Dallas TE Jason Witten (30 years, 133 days old).

### Youngest To 700 Career Receptions

Player	Age
<b>Larry Fitzgerald</b>	<b>29 years, 23 days</b>
Jason Witten	30 years, 133 days
Andre Johnson	30 years, 139 days
Torry Holt	30 years, 202 days
Randy Moss	30 years, 230 days

Below is a look at a few other career milestones that Fitzgerald reached at a young age:

### 9,000 Receiving Yards

- At 28 years, 81 days old, Fitzgerald reached 9,000 career receiving yards in Week 11 of the 2011 season, becoming the second-youngest player in NFL history to reach the career milestone. Only Randy Moss (27 years, 310 days old) reached the mark at a younger age than Fitzgerald.

### 70 Career TD Receptions

- Fitzgerald reached 70 career TDs in Week 10 of the '11 season vs. Philadelphia and at 28 years, 74 days old, he became the third-youngest player in NFL history to accomplish the feat, trailing only Randy Moss (26 years, 269 days) and Hall of Famer Jerry Rice (28 years, one day).

### 8,000 Receiving Yards

- Fitzgerald's 125 receiving yards in Week 15 vs. the Panthers in '10 gave him 8,053 for his career as he became the second youngest receiver in NFL history to reach 8,000 yards, trailing only Randy Moss (26 years, 297 days old).

### 7,000 Receiving Yards

- Against the Lions in Week 15 of 2009, Fitzgerald reached 7,000 receiving yards for his career. At 26 years, 111 days old, he became the youngest player in NFL history to reach the career milestone, surpassing the previous record held by Randy Moss (26 years, 220 days old).

### 6,000 Receiving Yards

- Reached 6,000 career receiving yards in Week 1 vs. San Francisco at 26 years and 13 days old, becoming the second-youngest receiver in NFL history to reach the milestone behind only Randy Moss (25 years, 270 days).

### 600 Receptions

- In Week 15 of the '10 season at Carolina, Fitzgerald surpassed 600 receptions for his career and at 27 years, 110 days old, became the youngest player in NFL history to reach the milestone. He surpassed the previous record of Randy Moss, who reached 600 career receptions at 28 years, 266 days old.

### 100 Receptions in a Season

- At 22 years, 123 days old, Fitzgerald became the youngest player in NFL history to record a 100-catch season (2005).

## BEYOND THE RECORDS

In his first nine NFL seasons, **Larry Fitzgerald** has broken virtually every major Cardinals career receiving record. With those records in his pocket, the only remaining question is how high the numbers will go by the time he is done.

In 2011, Fitzgerald became the franchise all-time leader in receiving yards, receiving TDs, career 100-yard games and total TDs. He became the franchise all-time receptions leader in 2010. He built on those records with his performance in 2012.

### Franchise Record—Career Receptions

Rec	Player (Years)
<b>764</b>	<b>Larry Fitzgerald, 2004-</b>
586	Anquan Boldin, 2003-09
535	Larry Centers, 1990-98
522	Roy Green, 1979-90
493	Frank Sanders, 1995-02

\*Established record in Week 14 of 2010 season

### Franchise Record—Career Receiving Yards

Yds	Player (Years)
<b>10,413</b>	<b>Larry Fitzgerald, 2004-</b>
8,497	Roy Green, 1979-90
7,918	Jackie Smith, 1963-77
7,520	Anquan Boldin, 2003-09
7,005	Pat Tilley, 1976-86

\*Established record in Week 4 of 2011 season

### Franchise Record—Touchdown Receptions

TDs	Player (Years)
<b>77</b>	<b>Larry Fitzgerald, 2004-</b>
66	Roy Green, 1979-90
60	Sonny Randle, 1959-66
45	Mel Gray, 1971-82
44	Anquan Boldin, 2003-09

\*Established record in Week 3 of 2011 season



### Franchise Record—Career Touchdowns

TDs	Player (Years)
<b>77</b>	<b>Larry Fitzgerald, 2004-</b>
69	Roy Green, 1979-90
60	Sonny Randle, 1959-66
51	Ottis Anderson, 1979-86
	John David Crow, 1958-64

\*Established record in Week 10 of 2011 season

### Franchise Record—Career 100-Yard Receiving Games

#	Player (Years)
<b>34</b>	<b>Larry Fitzgerald, 2004-</b>
27	Anquan Boldin, 2003-09
22	Jackie Smith, 1963-77
20	Roy Green, 1979-90

\*Established record in Week 4 of 2011 season

**2011:** After being selected as an offensive captain for the third consecutive year, started all 16 games and led the team with 80 receptions for 1,411 yards and eight receiving TDs ... averaged a career-best 17.6 yards per catch ... named a Pro Bowl starter, his fifth consecutive and sixth overall Pro Bowl selection ... became the first Cardinal since Aeneas Williams (1994-99) to earn five consecutive selections ... became the franchise's all-time leader in receiving yards, receiving TDs, overall TDs, and 100-yard receiving games ... surpassed 1,400 yards receiving for the fourth time in his career, becoming just the fourth player in NFL history with four or more seasons of 1,400+ yards ... had six 100-yard receiving games on the season, just one short of his career high (7; 2005, 2008) ... tied Detroit's Calvin Johnson and NYG's Victor Cruz for the NFL lead with 17 receptions of 25+ yards ... had an NFL-high 14 receptions of 20+ yards in the fourth quarter or OT ... caught three passes for 62 yards in the season opener vs. Car (9/11); longest reception of the day was a 34-yard catch to convert a 3rd-n-6 in the fourth quarter with the Cardinals leading 28-21 ... had seven receptions for 133 yards, including a 73-yard TD @ Was (9/18); 73-yarder marked the 66th TD reception of his career,

tying him with Roy Green (1979-90) for the most in franchise history; marked his 27th career 100-yard receiving game, which tied Anquan Boldin (2003-09) for the most in team history ... collected five receptions for 64 yards and a TD @ Sea (9/25); marked his 67th career TD reception, giving him the franchise record for receiving TDs ... had eight catches for 102 yards vs. NYG (10/2), including a 47-yard reception in the third quarter that made him franchise's all-time leader in receiving yards, surpassing Roy Green (8,497); marked his 28th career 100-yard receiving game, breaking a tie with Anquan Boldin for the most in Cardinals history ... had a team-high 98 yards on three receptions @ Bal (10/30); 66-yard reception in the first quarter led to a Cardinals FG ... caught four passes for 43 yards, including a game-tying 13-yard TD reception in the fourth quarter vs. StL (11/6); also marked his 13th career TD against the Rams, the most he has scored against any team ... totaled 146 yards on seven receptions and scored two TDs @ Phi (11/13); became the franchise's all-time leader with 70 overall career TDs, passing Roy Green (69, 1979-90); marked his 12th career game with two TD receptions; second TD tied the game at 14 in the fourth quarter, the second straight week he caught a game-tying



## HITTING 100



Fitzgerald's 34 career 100-yard receiving games represent a franchise record.

### Franchise Record

#### Career 100-Yard Receiving Games

100-G	Player (Years)
34	Larry Fitzgerald, 2004-
27	Anquan Boldin, 2003-09
22	Jackie Smith, 1963-77
20	Roy Green, 1979-90
18	Rob Moore, 1995-01

Dating back to 2005, Fitzgerald's second year in the NFL, his 34 career 100-yard games are the fourth-most in the NFL.

### NFL Leaders

#### 100-Yard Receiving Games (2005-2012)

100-G	Player (Team)
38	Steve Smith (Carolina)
37	Andre Johnson (Houston)
35	Roddy White (Atlanta)
34	Larry Fitzgerald (Arizona)
32	Calvin Johnson (Detroit)

#### Fitzgerald's 100-Yard Games By Season

Year	100-G
2012	2
2011	6
2010	3
2009	3
2008	7 (4 more in the postseason)
2007	4
2006	2
2005	7

#### Fitzgerald's Career 100-Yard Games (Postseason Included)

Yds	Opponent	Rec	Yds	Opponent	Rec
172	at Minnesota, 11/26/06	11	125	at San Francisco, 1/2/11	11
171	vs. St. Louis, 12/30/07	11	125	at Carolina, 12/19/10	9
166*	at Carolina, 1/10/09	8	123	at Chicago, 11/8/09	9
156	vs. San Francisco, 11/25/07	9	122	at NY Jets, 9/28/08	8
155	at NY Giants, 9/11/05	13	120	vs. Pittsburgh, 9/30/07	10
153	vs. Miami, 9/14/08	6	115	at Carolina, 10/26/08	7
152*	vs. Philadelphia, 1/18/09	9	114	vs. Philadelphia, 9/23/12	9
151	at Seattle, 11/16/08	10	111	vs. Chicago, 12/23/12	8
149	vs. Seattle, 1/1/12	9	109	at Washington, 9/21/08	7
149	vs. San Francisco, 12/11/11	7	107	at Minnesota, 11/7/10	7
146	at Philadelphia, 11/13/11	7	105	at Cincinnati, 12/24/11	6
143	vs. Minnesota, 12/6/09	8	104	at St. Louis, 11/20/05	9
141	at Detroit, 11/13/05	9	102	vs. NY Giants, 10/2/11	8
136	at St. Louis, 10/7/07	9	102	vs. Seattle, 11/6/05	8
136	vs. Carolina, 10/9/05	9	102	vs. San Francisco, 10/2/05	7
133	at Washington, 9/18/11	7	101*	vs. Atlanta, 1/3/09	6
133	vs. San Francisco, 9/10/06	9	101	at New England, 12/21/08	3
130	vs. Seattle, 12/28/08	5	100	at Seattle, 10/18/09	13
129	at San Francisco, 12/4/05	8			
127*	vs. Pittsburgh, 2/1/09	7		*Postseason	



TD in the fourth quarter; had a 37-yard reception on 3rd-n-10 to get the Cardinals to the Eagles 1-yard line on the game-winning drive; had five catches for 94 yards in the fourth quarter alone; became the third-youngest player in NFL history to reach 70 career receiving TDs, behind only Randy Moss and Hall of Famer Jerry Rice; named NFC Offensive Player of the Week for the first time in his career ... caught three passes for 41 yards and a TD @ SF (11/20); surpassed the 9,000-yard receiving mark for his career with 18-yard reception in the third quarter; at 28 years, 81 days old, became the second-youngest player in NFL history to reach 9,000 career receiving yards (Randy Moss, 27 years, 310 days); caught a 23-yard TD pass in the fourth quarter, marking his third consecutive game with a TD ... posted three catches for 55 yards @ StL (11/27); converted a 3rd-n-6 with a nine-yard reception on the Cardinals game-winning FG drive in the fourth quarter ... totaled a season-high 149 yards and a TD on seven catches vs. SF (12/11); on his 46-yard TD reception in the third quarter, surpassed the 1,000-yard receiving mark for the fifth straight season and sixth time in his career; had a 53-yard reception on the Cardinals game-winning TD drive; threw a key block on Early Doucet's TD reception in the second quarter and made a TD-saving tackle of Dashon Goldson on an INT return in the second quarter ... had three catches for 65 yards, including a 32-yard reception in OT to set up the game-winning FG vs. Cle (12/18) ... caught six passes for a team-high 105 yards and a TD @ Cin (12/24); had five receptions for 92 yards in the fourth quarter alone, including a 30-yard TD and a 39-yard catch that set up a FG; TD reception gave him 440 career points scored, which moved him past K Neil O'Donoghue (439, 1980-85) into fourth all-time in franchise history ... recorded a season-high nine receptions for 149 yards vs. Sea (1/1/12); had three receptions for 46 yards on the game-winning FG drive in OT; moved him over 1,400 yards receiving for the fourth time in his career, making him one of four players in NFL history (Jerry Rice, 6; Randy Moss and Marvin Harrison, 4) with four or more seasons of 1,400+ yards in their career.

**2010:** After being selected as an offensive captain by his teammates for the second consecutive year, started 15 of 16 games and registered 90 receptions for 1,137 yards and six TDs ... became the first player in NFL history to record 90+ receptions five times in their first seven seasons ... appeared in his fourth consecutive (fifth overall) Pro Bowl, a franchise record for a WR ... posted his fourth consecutive 1,000-yard receiving season, extending his own franchise record; marked fifth 1,000-yard season of his career, tying Anquan Boldin for the most in franchise history ... became the franchise's all-time receptions leader and moved into second place on the franchise career receiving yardage list, trailing only Roy Green (8,497, 1979-90) ... joined Randy Moss (6), Chad Johnson (6) and Boldin (5) as the only active receivers to reach 1,000 yards at least five times in their first seven NFL seasons ... moved into second place on the franchise TD receptions list ... became the youngest player in NFL history (27 years, 110 days old) to reach 600 career receptions ... became the second youngest player in NFL history to reach 8,000 career receiving yards (Randy Moss, 26 years, 297 days old) ... saw first action after suffering a knee injury in the first preseason game (8/14) and recorded the game-winning TD reception in the season opener @ STL; dating back to the 2009 regular season, was fourth consecutive game with a TD reception, tying for the third longest streak in franchise history (recorded five straight games with a TD reception in 2007

## SIXTH TIME TO 1,000

Fitzgerald tallied 1,411 receiving yards in 2011, establishing a franchise record with his sixth career 1,000-yard campaign.

### Franchise Record Most 1,000-Yard Receiving Seasons

#	Player (Years)
6	Larry Fitzgerald (2005, 2007-11)
5	Anquan Boldin (2003, 2005-06, 2008-09)
3	Roy Green (1983-84, 1988)
2	David Boston (2000-01) Frank Sanders (1997-98) Rob Moore (1996-97) J.T. Smith (1986-87) Sonny Randle (1962-63)

The 2011 season marked Fitzgerald's fifth straight with 1,000 yards. No other player in franchise history ever had more than two straight 1,000-yard receiving seasons.

### Franchise Record Consecutive 1,000-Yard Seasons

#	Player, Years
5	Larry Fitzgerald, 2007-11
2	Anquan Boldin, 2005-06, 2008-09 David Boston, 2000-01 Frank Sanders, 1997-98 Rob Moore, 1996-97 J.T. Smith, 1986-87 Roy Green, 1983-84 Sonny Randle, 1962-63

for 2nd place) ... did not start and recorded two receptions for 26 yards and a TD vs. Oak (9/26); first time he did not start a game he appeared in as Cards opened up with a two TE, two RB set with one WR from their own three-yard line ... registered three receptions for 30 yards @ Sea (10/24), becoming the youngest player in NFL history (27 years, 54 days) to reach 550 career receptions ... recorded six receptions for 72 yards and tied career-high with two TDs vs. TB (10/31); marked 11th multi-TD game of his career ... played in 100th career game and led team with 107 yards on seven receptions @ Min (11/7) ... made 100th career start vs. Sea (11/14), totaling 91 yards on a team-high seven receptions and hauled in a two-point conversion ... totaled 72 yards on six receptions vs. Den (12/12) to surpass Anquan Boldin (586, 2003-09) as the franchise all-time receptions leader; with 72 yards receiving moved past Jackie Smith (7,918, 1963-77) into second place on the franchise career receiving yardage list ... registered nine receptions for 125 yards @ Car (12/19) to surpass 600 career receptions; accounted for five of the Cardinals six longest plays of the game (receptions of 14, 15, 17, 20 and 41 yards) ... registered one reception vs. Dal (12/25), a 26-yard catch that converted a 4th-n-15 from the AZ 19 with just over a minute to play in the game, extending a drive that resulted in a game winning FG ... tied a season-high with 125 receiving yards on season-best 11 receptions with a TD in the season finale @ SF (1/2/11); marked 26th 100-yard receiving game of his career and third of 2010.

**2009:** Selected as a team captain, started all 16 regular season games for the second straight season and for the fourth time in his career ... earned his fourth Pro Bowl selection after establishing a career-high and tying for the league lead with 13 receiving TDs ... became the



first player in franchise history to record 10+ TDs in three consecutive seasons ... selected to the Sporting News All-Pro team and to the Associated Press All-Pro second team ... ranked second in the NFC in receptions (97) ... registered fourth 1,000-yard receiving season of his career and his third straight, becoming the first player in franchise history with three straight 1,000-yard receiving seasons; joined Anquan Boldin (5) as the only receivers in team history with at least four 1,000-yard seasons ... recorded 71 yards receiving in the season opener vs. SF (9/13) to surpass 6,000 career yards, becoming the second youngest receiver in NFL history to reach the milestone (26 years, 13 days) ... registered one TD @ Jax (9/20) to mark the eighth consecutive game with a TD dating back to the 2008 regular and postseason; marked the fourth consecutive regular season game with a TD, tied for the third longest streak in team history ... tied career-high with 13 receptions (13, @ NYG, 9/11/05) for 100 yards and one TD @ Sea (10/18); marked 51st TD of his career, tying Ottis Anderson and John David Crow for third-highest total in franchise history ... registered six receptions for 83 yards @ NYG (10/25); marked 75th consecutive game with at least one reception, passing Roy Green for the fourth longest streak in franchise history ... registered team-highs with nine receptions for 123 yards and two TDs @ Chi (11/8); marked his 10th game with two TDs ... recorded one TD on seven receptions for 73 yards vs. Sea (11/15); moved past Mel Gray (6,644, 1971-82) for fifth place on the franchise receiving yardage list ... totaled four receptions @ Ten (11/29) to eclipse 500 in just his 87th career game, becoming the second-fastest receiver (in terms of games played) in NFL history to reach the mark (Anquan Boldin-80 games) ... registered a team-high eight receptions for a season-high 143 yards and one TD vs. Min (12/6); second quarter TD reception gave him 10 TDs on the season, making him the first player in franchise history to record 10+ TDs in three consecutive seasons (10-2007, 12-2008) ... hauled in two receptions for 22 yards and left the game early in the third quarter with a right knee sprain but returned later in the quarter to finish the game @ SF (12/14) ... made 90th career start and recorded four receptions for 36 yards and one TD @ Det (12/20) to register fourth 1,000-yard receiving season of his career and his third straight ... recorded three receptions for 17 yards and one TD in the regular season finale vs. GB (1/3/10) to set a single season career-high of 13 TDs (third most in franchise history), surpassing his

old career-high of 12 TDs set in 2008; moved into third place on the franchise career receptions list (523), passing Roy Green (522, 1979-90) ... registered 82 yards on six receptions with two TDs vs. GB (1/10/10) in the Wild Card matchup; had more receiving yards (628) in his first five postseason games than any player in NFL history, passing Randy Moss (584); had at least one TD reception in five consecutive postseason games, tying the third longest streak in NFL postseason history (John Stallworth-8, David Givens-7); marked ninth TD reception in fifth post-season game, an NFL record for a player in their first five postseason games ... registered a team-high 77 receiving yards on six receptions @ NO (1/16/10); recorded at least six receptions in all six career postseason games.

**2008:** Started all 20 games in 2008, recording 11 100-yard receiving games and for the second straight year, led the NFC with 96 receptions and a career-best 1,431 receiving yards with 12 TDs during the regular season ... earned first selection to the Associated Press All-Pro Team ... became the first player in NFL history with four consecutive 100+ yard receiving games in a single postseason ... for the fourth time in his career totaled 100+ yards receiving in the first half (102) vs. Mia (9/14) ... recorded third straight 100-yard receiving game with 122 yards on eight receptions @ NYJ (9/28); joined Anquan Boldin (10 rec., 119 yds.) to mark the second time in three weeks that both eclipsed 100 yards receiving in the same game; Steve Breaston added 122 yards on nine receptions to mark only the second time in franchise history that three receivers went over 100 yards receiving in the same game (last happened on 11/10/68 vs. Pit) ... with Boldin injured, stepped up to tie for the team lead with seven receptions for 52 yards and hauled in two TDs vs. Buf (10/5); in 65th career game, reached 5,000 career receiving yards, tying WR Isaac Bruce as the seventh-fastest receiver in league history to reach the milestone ... with five receptions for 71 yards vs. NYG (11/23) he surpassed 400 career receptions, becoming the youngest receiver in NFL history (25 years, 119 days) to reach the milestone; eclipsed 1,000 receiving yards on the season to become the third WR in franchise history with three 1,000-yard seasons (Boldin-4 and Roy Green-3); marked the second time he and Boldin have each gone over 1,000 yards in the same season (2005) and third time in franchise history that two receivers have eclipsed 1,000 yards ... registered 19th career 100-yard receiving game and sixth of 2008 with 101 yards on three receptions as well as a career-long 78-yard TD @ NE (12/21) to tie his

## OVER 100 AGAINST THREE

Fitzgerald entered the 2012 season with 102 career receptions against the Seahawks. After totaling 11 receptions against St. Louis and seven catches against San Francisco in '12, he became one of just three active NFL players with 100 receptions against three separate opponents.

### Active Players with 100+ Rec. vs. Multiple Opponents

Player	Opponents (Rec)
Larry Fitzgerald	Seattle (107), St. Louis (102) San Francisco (100)
Tony Gonzalez	San Diego (125), Oakland (114) Denver (101)
Reggie Wayne	Jacksonville (133), Houston (120) Tennessee (103)

## CHART TOPPERS

With 77 career TD receptions, Larry Fitzgerald is ranked fourth on the NFL's career TD receptions list among active players.

### TD Receptions—Active NFL Players

#	Player (1st Year)	TDs	Games
1	Tony Gonzalez (1997)	103	254
2	Antonio Gates (2003)	83	147
3	Reggie Wayne (2001)	78	189
4	Larry Fitzgerald (2004)	77	140
5t	Santana Moss (2001)	64	171
5t	Plaxico Burress (2000)	64	148
7	Steve Smith (2001)	63	167
8t	Anquan Boldin (2003)	58	140
8t	Marques Colston (2006)	58	102
10	Andre Johnson (2003)	56	138

## POSTSEASON PERFORMER

During the 2008 postseason, **Larry Fitzgerald** was unstoppable, breaking virtually every postseason receiving record imaginable. He shattered the NFL records for receiving yards in a single postseason (546), receptions (30) and TDs (7). Fitzgerald recorded four 100-yard games in the postseason as well, a new NFL record for consecutive games with 100-yards receiving.

Fitzgerald added to his status as a force in the playoffs with his performance in the team's two postseason matchups in 2009. With 159 receiving yards in the '09 postseason, Fitzgerald had 705 receiving yards in his first six postseason games, second in NFL history behind Steve Smith (706).

### Receiving Yards In First Six Postseason Games—NFL History

Yards	Player
706	Steve Smith, Carolina, 2003-05
<b>705</b>	<b>Larry Fitzgerald, Arizona, 2008-09</b>
602	Randy Moss, Minnesota, 1998-2000
587	Tom Fears, LA Rams, 1949-55
582	Anthony Carter, Minnesota, 1987-89

Fitzgerald had more receiving yards (628) through his first five postseason games than any receiver in NFL history through their first six games, outside of Smith.

With his two TD receptions in the Wild Card contest vs. Green Bay in '09, Fitzgerald recorded at least one TD reception in his first five consecutive postseason games, tying the third-longest streak in NFL postseason history. Only John Stallworth (8) and David Givens (7) had longer streaks than Fitzgerald.

### Consecutive Games With TD Reception—Postseason History

Games	Player
8	John Stallworth, Pittsburgh, 1978-83
7	David Givens, New England, 2003-05
<b>5</b>	<b>Larry Fitzgerald, Arizona, 2008-09</b>
	James Lofton, Green Bay-Buffalo, 1982-90
	Randy Moss, Minnesota, 1998-2000
	Antonio Freeman, Green Bay, 1997-2001
	Hines Ward, Pittsburgh, 2002-05

Fitzgerald had multiple TD receptions in three consecutive games, joining Ernest Givens (1989-91) as the only players in postseason history to accomplish that feat.

Fitzgerald has nine TD receptions in six career postseason games, an NFL record for a player in his first six postseason games.

### Most TD Receptions In First Six Playoff Games—NFL History

TDs	Player
<b>9</b>	<b>Larry Fitzgerald, Arizona, 2008-09</b>
7	Randy Moss, Minnesota, 1998-2000
6	Fred Biletnikoff, Oakland, 1967-70
6	James Lofton, Green Bay, 1982, Buffalo, 1989-90
6	Jerry Rice, San Francisco, 1984-88
6	Steve Smith, Carolina, 2003-05

Playing together in just six postseason contests, Fitzgerald and Kurt Warner became one of the most prolific QB to WR combos in NFL postseason history.

### Most Postseason TDs—QB to WR Combo

TD	QB to WR	Games
12	Joe Montana to Jerry Rice	11
10	Brett Favre to Antonio Freeman	14
<b>9</b>	<b>Kurt Warner to Larry Fitzgerald</b>	<b>6</b>
9	Terry Bradshaw to John Stallworth	15
9	Terry Bradshaw to Lynn Swann	16
9	Peyton Manning to Reggie Wayne	14
8	Troy Aikman to Michael Irvin	15

## CARDINALS IN THE COMMUNITY

### Man of the Year

Larry Fitzgerald was named the "Arizona Cardinals/Walter Payton NFL Man of the Year" in 2012 and was one of three finalists for the Walter Payton NFL Man of the Year Award.

In August of last year, Fitzgerald was honored as the recipient of the 14th annual Arthur S. Arkush Humanitarian Award by Pro Football Weekly, an award given to an NFL player whose contributions to the community and charitable organizations are especially outstanding.

### Larry Fitzgerald First Down Fund

The Larry Fitzgerald First Down Fund was established by Fitzgerald to support kids and their families by funding positive activities for kids during the summer and throughout the year. The First Down Fund has made significant contributions – in time, money and resources – to numerous organizations across the country.

During the 2012 football season, the First Down Fund made a donation each week to a charitable organization nominated by a fan, repeating an initiative Larry started in 2011. The following organizations were selected to receive a donation of \$1,000 as a result of this initiative during the '12 season.

*Thornycastle Elementary of Tucson Arizona; Thornycastle Elementary; TyREDD; Arthritis Foundation; Weekend Backpack Program of Feedmore; Virginia Tech Relay for Life; Creative Stages Youth Theater of Arizona; Youth House in Atlanta Georgia; Educational Fund to Stop Gun Violence based in Washington DC; Teen Lifeline of Arizona; PEN in the Classroom; Juvenile Diabetes Research Foundation; BOYS & GIRLS CLUB on the NAVAJO NATION; Camp Kesem; Johnson County CAN, in Nebrask; The Guild School and Neuromuscular Center in Spokane Washington; Phoenix Children's Hospital*

In the summer of 2012 the First Down Fund made a donation to refurbish a basketball court at Martin Luther King Park in Minneapolis where Larry first played football and basketball. He has previously donated football equipment and holiday gifts to the Park. In 2012 Larry teamed up with Riddell, the industry leader in helmet technology, to donate 1,000 helmets to the football programs of the Minneapolis Park and Recreation Board where Larry first played football as a child. As a result of this donation every child playing in the football programs of the Minneapolis Parks will have the benefit of a new helmet.

The following organizations received a donation of \$1,000 as a result of this initiative during the 2011 season:

*Juvenile Diabetes Research Foundation; Autism Speaks; Phoenix Children's Hospital; The Kingman AZ Food Bank; Donorschoose.org; Phoenix Youth at Risk; Juvenile Diabetes Research Foundation; Special Olympics of Minnesota; Starkey Hearing Foundation; Special Olympics of Arizona; Desert Dance Theater; YWCA of Oahu, Hawaii; Parenting with a Purpose; Pinal Council for CASA/Foster; Catholic Charities in Flagstaff; Camp Simcha; Streetlight USA; Operation Homefront of Arizona*

In 2012 Larry also made donations to Make-A-Wish Arizona and Big Brothers Big Sisters AZ. In the summer of 2011 the Larry Fitzgerald First Down Fund distributed funds to the Southern Arizona American Red Cross for wildfire relief. According to the Red Cross the donation prevented 10 families from becoming homeless. The Larry Fitzgerald First Down Fund has also distributed funds to the Jerry Gamble Boys & Girls Club in North Minneapolis for summer youth programming, the Boys and Girls Club of Metropolitan Phoenix for summer youth programming, Big Brothers Big Sisters of Central Arizona for summer youth programming, Horizons Youth Program at Sabathani Community Center in Minneapolis for summer youth programming, Minnesota Helps - North Minneapolis Recovery Fund to help families affected by the tornado, and Martin Luther King Jr. Park in Minneapolis for a summer film series. Larry also donated a computer lab to Horizons Youth program, which was leveraged by the organization to establish a computer lab open to the entire community. Larry has also made several donations to the foundations established by other NFL athletes.



### Carol Fitzgerald Memorial Fund

The Larry Fitzgerald First Down Fund makes a significant donation each year to The Carol Fitzgerald Memorial Fund, established in honor of Larry's late mother who passed away from breast cancer in 2003. It supports causes that Larry's mother held close to her heart, such as the education of urban youth, HIV/AIDS prevention and support, and breast cancer prevention and support. The Carol Fitzgerald Memorial Benefit, Morton's Celebrity Servers Night and the Celebrity Softball Game and VIP After Party are all annual events hosted by Larry, with proceeds supporting both the Carol Fitzgerald Memorial Fund and the Larry Fitzgerald First Down Fund.

In addition, in honor of his mother and his family's history of charitable civic involvement, every year Larry has made a donation to Plano Child Development Center in Chicago. Founded by Larry's late grandfather, Dr. Robert Johnson, Plano provides vision care for children who don't otherwise have access to such care. Larry understands the importance of vision care which benefited from as a child.



## CARDINALS IN THE COMMUNITY

### Breast Cancer Awareness and Prevention and Research

One of the causes closest to Larry's heart is breast cancer research. Following the death of his mother, Larry became very involved in the cause and for the past three seasons, has proved a key figure in the NFL's annual Breast Cancer Awareness Month in October.

- Has served as a league spokesman for the league-wide initiative "A Crucial Catch" for the last three years.
- During the 2010 season, the Larry Fitzgerald First Down Fund donated \$1,000 for every catch and an additional \$5,000 for every TD he made in the month of October to breast cancer awareness. In 2011, Larry upped it to \$1,000 for every catch and \$10,000 for every TD catch for the month, and added 10 cents for every new Twitter follower he gained. In 2012 Larry committed the same level of support, and teamed up with Minnesota Timberwolve and US Olympian Kevin Love in a social media campaign that raised \$80,000 for breast cancer research. The following organizations have received significant donations as a result of this initiative: The National Breast Cancer Foundation, the American Cancer Society, African American Breast Cancer Alliance, and Sistas of AZ Pink 365 campaign providing free mammograms.

After earning a trip to the Pro Bowl following the 2010 season, Larry provided two breast cancer survivors with trips to accompany him to Hawaii.

### Humanitarian Travel

So far in 2013, Fitzgerald has made humanitarian trips to Senegal and to the Philippines. In Senegal Larry traveled with fellow NFL wide receivers Anquan Boldin and Roddy White to visit projects supported by Oxfam America, including a thriving women's garden where they helped build a fence to protect the crops from hippos, and they visited mining communities that have been adversely affected by large-scale mining operations. In the Philippines Larry worked with Starkey Hearing Foundation to fit hundreds of children with hearing aids.

In each of the last two years, Larry has taken part in humanitarian trips during the offseason.

- In March of 2012, he joined former teammate Anquan Boldin and partnered with Oxfam America, an international relief group that works to end poverty and injustice around the world. Larry and Anquan traveled to Ethiopia to visit development projects supported by Oxfam. The duo provided recognition to Ethiopians working to improve their own communities and used their networks to raise awareness about the efforts of Ethiopians to address food insecurity and their need for our support. Among the projects they worked on were assisting to build an irrigation system, planting trees, and they donated livestock which will provide food and economic support to the community for generations. Larry and Anquan will be making another humanitarian trip with Oxfam America in March 2013.
- Larry also volunteers for the Starkey Hearing Foundation, an international relief group dedicated to provide hearing aids and hearing health awareness to those less fortunate and also supporting research and education. In March of 2011, Fitzgerald joined Pros for Africa and the Starkey Hearing Foundation on a trip to Uganda and Rwanda to bring over 22,000 hearing aids to people with no way to afford them. In May of 2012, Fitzgerald again joined the Starkey Hearing Foundation on a trip to Malaysia and in late July, just prior to the start of training camp, he flew to Uganda to assist President Clinton and his daughter Chelsea fit hearing aids for those in need. In previous years Larry traveled to Thailand and India to fit hearing aids for children.

### Youth Football Camp

Fitzgerald has hosted a youth football camp in Minnesota for several years. Every year scholarship slots are funded by Larry so that underprivileged youth can attend. Starting in 2012, he is working with Pro Camps to host camps in both Arizona and Minnesota. In May of 2012, Fitzgerald hosted the first annual Larry Fitzgerald Football ProCamp at McClintock High School in Tempe, AZ. The camp provided boys and girls ages 7-14 the opportunity to learn fundamentals from Fitzgerald and other NFL players and coaches.

### Supporting the Military

Having had a number of family members serve in the Armed Forces, Larry has long been a big supporter of the military.

- In June of 2011, Larry joined EAS on a promotion for the Semper Fi Fund. He did numerous interviews to raise awareness for the "Views for Vets" Semper Fi Fund initiative. For every click on the funds website, donations were made that raised immediate financial support for injured and critically ill members of the United States Armed Forces.
- Twice in his career, Larry has joined other NFL players on week-long NFL/USO tours of Iraq and Afghanistan, spending several days meeting with troops deployed to the Persian Gulf. Larry has visited numerous bases and met with thousands of troops, taking pictures, signing autographs and participating in "football roundtables," where troops were able to ask the players questions. During one trip they also met up with a group of Navy SEALs and were challenged to compete against a number of top SEALs in the obstacle training course.





single season career-high of 10 TDs established in 2005 and 2007 ... had 130 yards on five receptions and two TDs vs. Sea (12/28) to establish a then career-high of 12 TDs on the season; 46th career TD passed Mel Gray (1971-82) for third most in franchise history; marked eighth career multiple TD game and third of 2008 to tie single season career-high for multiple TD games in one season, set in 2007 ... in his playoff debut, recorded 101 yards on six receptions including a 42-yard TD on a flea flicker vs. Atl (1/3/09) that was the fourth longest pass play in Arizona postseason history ... established a new franchise record for receiving yards in a postseason game with 166 on eight receptions and one TD @ Car (1/10/09) ... tied the NFL postseason record for most TDs in a game by scoring a career-best three TDs in the first half and registered 152 receiving yards vs. Phi (1/18/09), establishing a new NFL record for receiving yards in a single postseason with 419, surpassing the 409 yards that Jerry Rice amassed in the 1988 playoffs with San Francisco ... tied a Super Bowl record with two TDs on seven receptions for 127 yards vs. Pit (2/1/09); dating back to the regular season he totaled over 100 receiving yards in a career-high six straight games.

**2007:** Started all 15 games played and was selected as a starter for second career Pro Bowl (2005) after finishing the season atop the NFC in receptions (100) and receiving yards (1,409); receiving yards tied his own career best set in 2005 for the fourth-most in franchise history; along with Anquan Boldin, became the first teammates in NFL history to record performances of 11+ catches and 160+ receive-

ing yards in consecutive weeks (Boldin, 13 for 162 and 2 TDs vs. Atl 12/23; Fitzgerald 11 for 171 and 2 TDs vs. StL 12/30) ... recorded first 100-yard receiving game of the season and 10th of his career, catching a game-high 10 passes for 120 yards and recovering a Jeff Reed inside kick vs. Pit (9/30) ... for the eighth straight week led team in receptions with nine for a season-high 156 yards and two TDs including a 48-yard hail mary to end the first half vs. SF (11/25); surpassed 1,000 receiving yards on the season for the second time in his career (1,409 in 2005); by doing it in 11 games became the second-fastest Cardinal receiver to reach the mark; passed Larry Centers (29, 1990-98) to record the most TDs by a Cardinal (30) since the team moved to Arizona in 1988 ... after being limited in practice for second straight week, recorded an 18-yard TD reception @ NO (12/16) to give him at least one TD in five consecutive games ... set franchise record with 136 receiving yards in the first half and went on to register a season-best 11 receptions for 171 yards (13th career 100+ yard game, fourth of 2007) and two TDs vs. StL (12/30); teamed with Edgerrin James (102) and Kurt Warner (300) to become the first trio to record at least 100-yards receiving, 100-yards rushing and 300-yards passing in the same game since 10/7/84 @ Dal when Neil Lomax (354), Roy Green (189) and Ottis Anderson (110) achieved the feat; total of 10 TDs on the season tied his previous career-best, set in 2005.

**2006:** With 946 yards on 69 catches (six TDs), he finished just shy of his second career 1,000-yard season despite missing three starts due to injury ... for the sec-

## BREAKING DOWN FITZGERALD

Below is a breakdown of Larry Fitzgerald's 764 career receptions and 10,413 career receiving yards:

### Fitzgerald Career Splits

Split	Rec	Yds
Home	385	5,167
Away	379	5,246
Win	349	4,787
Loss	418	6,026
September	168	2,223
October	171	2,358
November	212	2,818
December	181	2,607
January	32	407
Sunday	717	9,855
Monday	22	177
Thursday	13	157
Saturday	12	224
Vs. NFC	601	8,139
Vs. AFC	163	2,274
1st Quarter	169	2,154
2nd Quarter	198	2,488
3rd Quarter	184	2,597
4th Quarter	207	3,068
Overtime	6	106
1st Down	316	4,201
2nd Down	259	3,729
3rd Down	170	2,235
4th Down	19	248
Vs. Seattle	107	1,436
Vs. St. Louis	102	1,313
Vs. San Francisco	100	1,361
Vs. Carolina	47	693
Vs. Minnesota	39	569
Vs. NY Giants	33	413
Vs. Detroit	29	315

### Rec. By QB

Rec	Quarterback
345	Kurt Warner
84	Josh McCown
82	John Skelton
70	Kevin Kolb
70	Matt Leinart
49	Derek Anderson
14	Ryan Lindley
13	Max Hall
10	Shaun King
8	John Navarre
7	Richard Bartel
6	Brian Hoyer
5	Tim Rattay
1	Brian St. Pierre

### Rec. Yards By QB

Yds	Quarterback
4,583	Kurt Warner
1,255	John Skelton
1,207	Josh McCown
1,017	Kevin Kolb
967	Matt Leinart
629	Derek Anderson
150	Ryan Lindley
141	Max Hall
129	Shaun King
97	John Navarre
91	Richard Bartel
81	Tim Rattay
63	Brian Hoyer
3	Brian St. Pierre

ond year in a row, opened the season with over 100 yards receiving after hauling in nine passes for 133 yards vs. SF (9/10) ... starting his 37th straight game, caught two passes for 15 yards, including a five-yard TD reception to give the Cardinals an early 14-0 lead before leaving in the second quarter with a hamstring injury vs. KC (10/8) ... inactive for the first time in his NFL career with a hamstring injury vs. Chi (10/16) on Monday Night and had to miss the next three contests ... while recording his ninth career 100-yard game, set a new career-high with 172 yards on 11 receptions @ Min (11/26); his 172 yards were the highest in the NFL in Week 12 and with Anquan Boldin's 140 yards marked the fifth time that the duo both finished a game with over 100 yards receiving; 11 receptions also put him over 200 career receptions (205) ... led the team with 77 yards on five catches vs. Den (12/17); eclipsed the 3,000-yard receiving mark for his career ... for the second game in a row, led the Cardinals with 93 receiving yards on four catches, including a six-yard TD @ SF (12/24).

**2005:** Set a new franchise record for receptions in a season with 103 in his second season ... recorded a career-high 13 receptions for 155 yards and one TD in the season opener @ NYG (9/11) ... had his second consecutive 100-yard receiving day vs. Car (10/9), hauling in nine receptions for 136 yards and one TD ... posted his fourth 100-yard game of the season after grabbing eight passes for 102 yards vs. Sea (11/6) ... had his fifth 100-yard receiving game and his second consecutive @ Det (11/13) after hauling in nine passes for 141 yards, including an eight-yard TD pass from Kurt Warner ... recorded four receptions for 41 yards and fell one yard shy of breaking 1,000 yards on the season vs. Jax (11/27); added a five-yard TD reception from Warner to put the Cardinals within seven points with just under three minutes remaining in the game ... surpassed 1,000 yards on his first reception of the day @ SF (12/4) and finished the afternoon with eight receptions for 129 yards ... totaled six catches for 85 yards and one TD @ Hou (12/18) and became only the sixth player in team history to record more than 90 receptions in a single season ... set a new team record for receptions in a season with 103 for 1,409 yards after posting six receptions for 80 yards @ Ind (1/1/06) ... along with Boldin, the duo became only the third pair of

## THE SIGNIFICANCE OF 90

After reaching 90 receptions in 2010, WR **Larry Fitzgerald** became the first player in NFL history to record 90+ receptions five times in their first seven seasons.

### Most 90 Catch Seasons In First 7 NFL Seasons

90+	Player (Years)
5	Larry Fitzgerald (2004-10)
4	Marvin Harrison (1996-02)
	Torry Holt (1999-05)
	Chad Johnson (2001-07)
	Sterling Sharpe (1988-94)

The 2010 season represented the fourth consecutive 90-catch campaign for Fitzgerald and he became just the fourth player in NFL history to accomplish that feat.

### Consecutive Seasons With 90+ Receptions NFL History

90+	Player (Years)
6	Torry Holt (2002-07)
5	Marvin Harrison (1999-03)
4	Larry Fitzgerald (2007-10)
	Jerry Rice (1993-96)

teammates in NFL history to post 1,400+ receiving yards in a season and the third set to record over 100 receptions in the same season.

**2004:** The Cardinals first-round selection in the 2004 Draft (third overall), led the team and finished second among NFL rookies in receiving with 58 receptions for 780 yards and eight TDs ... in his first career start @ StL (9/12), caught nine passes for a team-high 70 receiving yards; opened the game with a 37-yard flea flicker reception from Josh McCown which was the longest offensive play of the game for either team ... had a team-high five receptions for 94 yards and scored his first career TD, a 24-yard pass from McCown @ SF (10/10) ... recorded a 39-yard reception on the second play of the game en route to four receptions for a team-high 73 yards

## LARRY FITZGERALD MAKES GUEST APPEARANCE AT THE PHOENIX SYMPHONY SEASON OPENER

Cardinals wide receiver **Larry Fitzgerald** helped kick off the 2012/13 season of the Phoenix Symphony by conducting the National Anthem on opening night last September at Symphony Hall.

"Everybody knows the Phoenix Symphony is one of the best in the country," Fitzgerald said. "It's a tremendous honor that they'd want me to be a part of it."

"The Phoenix Symphony is one of the Valley's great cultural assets and the Cardinals are thrilled to be involved in the opening of the 2012-13 season," Cardinals President Michael Bidwill said.

Jim Ward, CEO of the Phoenix Symphony, praised Fitzgerald's performance.

"Larry brought the same intensity and exceptional play that he displays on the field to the podium of the Symphony," he said. "He proved that he is the greatest community advocated the state of Arizona has to offer. We are very grateful that he took the time and effort to support the arts in Arizona."

Following Fitzgerald's guest appearance on the podium, opening night continued with guest conductor, Sarah Hicks, and award winning violinist, Elena Urioste, in a dynamic program that included symphonic dances from West Side Story, the Overture to Candide and Beethoven's Violin Concerto.



## ELITE COMPANY

WR **Larry Fitzgerald** has surpassed 1,400 receiving yards four times in his career, making him one of just four players in NFL history to accomplish that feat, joining Jerry Rice, Randy Moss and Marvin Harrison.

### NFL Record

#### Seasons with 1,400+ Receiving Yards

#	Player
6	Jerry Rice, 1985-2004
4	<b>Larry Fitzgerald, 2004-2012</b> Randy Moss, 1998-2012 Marvin Harrison, 1996-2008

Outside of Rice, Fitzgerald, Moss and Harrison, the only other player in league history that has posted more than two seasons with 1,400+ receiving yards in Houston's Andre Johnson (3).

vs. Sea (10/24); attempted a pass on the first play of the game but was sacked for a loss of seven yards; recorded a 25-yard TD grab on the Cardinals second drive of the game, putting the Cards on the board first with a 7-0 lead ... did not record a reception for the first time all season @ Buf (10/31); in the windy conditions the Cardinals completed only nine passes ... tied Boldin for receptions with five for 92 yards @ Mia (11/7); four of those receptions came for 84 yards in the fourth quarter; set up a five-yard Emmitt Smith TD run after connecting with McCown for a 32-yard gain; caught a 48-yard pass from McCown to put the Cardinals on the Miami three yard-line with 1:07 remaining and four plays later tied the score at 23 with a two-yard TD reception with 19 seconds remaining; Neil Rackers extra point gave the Cardinals a 24-23 lead to win the game; his 48-yard reception at Miami was the team's longest all season ... snagged two 29-yard TD passes from McCown in the fourth quarter @ Sea (12/26) to put the Cardinals within three points; finished the game with four receptions for 70 yards ... became the first Cardinals receiver since the 1970 NFL/AFL Merger to catch two TD passes in consecutive games.

## COLLEGE:

Attended prep school at Valley Forge (PA) Military Academy after his senior year of high school ... eligible for the 2004 NFL Draft since three years had passed since his high school class graduated ... one of the most decorated receivers in Big East Conference history ... a Heisman Trophy finalist in 2003, finished second to Oklahoma QB Jason White by just 128 points (1,481-1,353) ... Walter Camp Player-of-the-Year, Biletnikoff Award winner, and Columbus Touchdown Club Player of the Year ... unanimous All-America selection as a sophomore at University of Pittsburgh ... in just 26 games with the Panthers, caught 161 passes for 2,677 yards (16.6-yard avg.) and 34 TDs ... only Antonio Bryant (173, 1999-2001) and Latief Grim (178, 1998-2000) recorded more receptions in a career at Pittsburgh ... his 2,677 yards rank behind Grim (2,680), Dietrich Jells (3,003, 1991-95) and Bryant (3,061), and 34 receiving scores broke the school career record of 30 by Bryant ... also holds the school record with at least one TD catch in 16 consecutive games ... first player in school history with back-to-back 1,000-yard seasons receiving ... his 14 games with at least 100 yards receiving broke the previous Panthers all-time record of 13 set by Bryant ... posted 35 receptions for 420 yards and seven TDs in six games at Valley Forge Military Academy.

## PERSONAL:

Two-time All-State and prep All-America receiver at Academy of the Holy Angels (Minneapolis, MN) High School ... recorded 73 receptions for 1,254 yards (17.2 yard avg.) and 17 TDs as a senior, and had 54 catches for 1,347 yards (24.9 yard avg.) with 12 TDs and 10 consecutive 100-yard receiving games as a junior ... also a three-year defensive starter, playing free safety as a senior and OLB as a junior and sophomore ... lettered twice in basketball and once in track ... studied in the College of Arts and Sciences at Pittsburgh ... announced in July, 2013 that Fitzgerald will have his #1 retired by Pitt, becoming just the ninth player in school history to earn the honor ... father, Larry Sr., played football at Indiana State from 1975-77 and is currently the sports editor for the Minnesota Spokesman-Recorder ... his mother, Carol, passed away in April of 2003 after a seven-year bout with cancer; Larry keeps her driver's license in his wallet next to his own ... younger brother, Marcus, played WR at Marshall from 2004-07 ... studying Communications at University of Phoenix.

## FITZGERALD CAREER STATS

Year	Team	GP/GS	Receiving				
			Rec	Yds	Avg	LG	TD
2004	Ariz	16/16	58	780	13.4	48	8
2005	Ariz	16/16	*103	1,409	13.7	47	10
2006	Ariz	13/13	69	946	13.7	57	6
2007	Ariz	15/15	100	1,409	14.1	48t	10
2008	Ariz	16/16	96	1,431	14.9	78t	*12
2009	Ariz	16/16	97	1,092	11.3	34t	*13
2010	Ariz	16/15	90	1,137	12.6	41	6
2011	Ariz	16/16	80	1,411	17.6	73t	8
2012	Ariz	16/16	71	798	11.2	37t	4
<b>Total</b>		<b>140/139</b>	<b>764</b>	<b>10,413</b>	<b>13.6</b>	<b>78t</b>	<b>77</b>

\* Led NFL

### Single Game Highs:

**Receptions:** 13, (twice) last @ Seattle, 10/18/09; **Receiving Yards:** 172, @ Minnesota, 11/26/06; **Touchdowns:** 2, 12 times, last @ Philadelphia, 11/13/11; **Long Reception:** 78t, @ New England, 12/21/08; **Long TD Reception:** 78, @ New England, 12/21/08.

# FITZGERALD CAREER STATS (CONT.)

## FITZGERALD POSTSEASON STATS

Year	Team	GP/GS	Receiving				LG	TD
			Rec	Yds	Avg			
2008	Ariz	4/4	30	546	18.2	64t	7	
2009	Ariz	2/2	12	159	13.3	33t	2	
<b>Total</b>		<b>6/6</b>	<b>42</b>	<b>705</b>	<b>16.8</b>	<b>64t</b>	<b>9</b>	

### Postseason Single Game Highs:

**Receptions:** 9, vs. Philadelphia, 1/18/09; **Receiving Yards:** 166, @ Carolina, 1/10/09; **Touchdowns:** 3, vs. Philadelphia, 1/18/09; **Long Reception:** 64t, vs. Pittsburgh (SB XLIII), 2/3/09; **Long TD Reception:** 64, vs. Pittsburgh (SB XLIII), 2/3/09.

## FITZGERALD GAME-BY-GAME STATS

### Receiving

### 2012

Date	Opp.	GP/GS	No	Yds	Long	TD
Sept. 9	SEA	1/1	4	63	23	0
Sept. 16	@ NE	1/1	1	4	4	0
Sept. 23	PHI	1/1	9	114	37t	1
Sept. 30	MIA	1/1	8	64	13	1
Oct. 4	@ StL	1/1	8	92	29	0
Oct. 14	BUF	1/1	6	93	28	1
Oct. 21	@ Min	1/1	4	29	16	0
Oct. 29	SF	1/1	5	52	16	0
Nov. 4	@ GB	1/1	6	74	31t	1
Nov. 18	@ Atl	1/1	1	11	11	0
Nov. 25	STL	1/1	3	31	13	0
Dec. 2	@ NYJ	1/1	1	23	23	0
Dec. 9	@ Sea	1/1	1	2	2	0
Dec. 16	DET	1/1	4	22	13	0
Dec. 23	CHI	1/1	8	111	24	0
Dec. 30	@ SF	1/1	2	13	7	0
<b>Total</b>		<b>16/16</b>	<b>71</b>	<b>798</b>	<b>37t</b>	<b>4</b>

### 2011

Date	Opp.	GP/GS	No	Yds	Long	TD
Sept. 11	CAR	1/1	3	62	34	0
Sept. 18	@ Was	1/1	7	133	73t	1
Sept. 25	@ Sea	1/1	5	64	28	1
Oct. 2	NYG	1/1	8	102	47	0
Oct. 9	@ Min	1/1	4	66	22	0
Oct. 23	PIT	1/1	4	78	31	0
Oct. 30	@ Bal	1/1	3	98	66	0
Nov. 6	STL	1/1	4	43	15	1
Nov. 13	@ Phi	1/1	7	146	42	2
Nov. 20	@ SF	1/1	3	41	23t	1
Nov. 27	@ StL	1/1	3	55	41	0
Dec. 4	DAL	1/1	4	55	18	0
Dec. 11	SF	1/1	7	149	53	1
Dec. 18	CLE	1/1	3	65	32	0
Dec. 24	@ Cin	1/1	6	105	39	1
Jan. 1	SEA	1/1	9	149	41	0
<b>Total</b>		<b>16/16</b>	<b>80</b>	<b>1,411</b>	<b>73t</b>	<b>8</b>

### 2010

Date	Opp.	GP/GS	No	Yds	Long	TD
Sept. 12	@ StL	1/1	3	43	21t	1
Sept. 19	@ Atl	1/1	7	83	29	0
Sept. 26	OAK	1/0	2	26	18	1
Oct. 3	@ SD	1/1	7	56	13	0
Oct. 10	NO	1/1	7	93	26	0
Oct. 24	@ Sea	1/1	3	30	18	0
Oct. 31	TB	1/1	6	72	24	2
Nov. 7	@ Min	1/1	7	107	30	0
Nov. 14	SEA	1/1	7	91	33	0
Nov. 21	@ KC	1/1	6	90	24	1
Nov. 29	SF	1/1	4	37	14	0
Dec. 5	STL	1/1	4	61	19	0
Dec. 12	DEN	1/1	6	72	25	0
Dec. 19	@ Car	1/1	9	125	41	0
Dec. 25	DAL	1/1	1	26	26	0
Jan. 2	@ SF	1/1	11	125	31	1
<b>Total</b>		<b>16/15</b>	<b>90</b>	<b>1,137</b>	<b>41</b>	<b>6</b>

### 2009

Date	Opp.	GP/GS	No	Yds	Long	TD
Sept. 13	SF	1/1	6	71	25	1
Sept. 20	@ Jax	1/1	4	34	22t	1
Sept. 27	IND	1/1	7	76	17	0
Oct. 11	HOU	1/1	5	79	26t	2
Oct. 18	@ Sea	1/1	13	100	19	1
Oct. 25	@ NYG	1/1	6	83	27	0
Nov. 1	CAR	1/1	6	66	19	0
Nov. 8	@ Chi	1/1	9	123	18	2
Nov. 15	SEA	1/1	7	73	25	1
Nov. 22	@ StL	1/1	8	87	14	1
Nov. 29	@ Ten	1/1	4	34	20	0
Dec. 6	MIN	1/1	8	143	34t	1
Dec. 14	@ SF	1/1	2	22	13	0
Dec. 20	@ Det	1/1	4	36	17	1
Dec. 27	STL	1/1	5	48	12	1
Jan. 3	GB	1/1	3	17	12	1
<b>Total</b>		<b>16/16</b>	<b>97</b>	<b>1,092</b>	<b>34t</b>	<b>13</b>

Jan. 10	GB	1/1	6	82	33t	2
Jan. 16	@ NO	1/1	6	77	16	0
<b>Postseason</b>		<b>2/2</b>	<b>12</b>	<b>159</b>	<b>33t</b>	<b>2</b>





## FITZGERALD GAME-BY-GAME STATS

### Receiving

#### 2008

Date	Opp.	GP/GS	No	Yds	Long	TD
Sept. 7	@ SF	1/1	3	31	21	1
Sept. 14	MIA	1/1	6	153	75	0
Sept. 21	@ Was	1/1	7	109	62t	1
Sept. 28	@ NYJ	1/1	8	122	32	0
Oct. 5	BUF	1/1	7	52	12	2
Oct. 12	DAL	1/1	5	79	39	1
Oct. 26	@ Car	1/1	7	115	30	0
Nov. 2	@ StL	1/1	6	81	33	0
Nov. 10	SF	1/1	8	46	9	1
Nov. 16	@ Sea	1/1	10	151	33	0
Nov. 23	NYG	1/1	5	71	18	0
Nov. 27	@ Phi	1/1	5	65	40	2
Dec. 7	STL	1/1	6	73	23	1
Dec. 14	MIN	1/1	5	52	23	0
Dec. 21	@ NE	1/1	3	101	78t	1
Dec. 28	SEA	1/1	5	130	50	2
<b>Total</b>		<b>16/16</b>	<b>96</b>	<b>1,431</b>	<b>78t</b>	<b>12</b>

Jan. 3	ATL	1/1	6	101	42t	1
Jan. 10	@ Car	1/1	8	166	41	1
Jan. 18	PHI	1/1	9	152	62t	3
Feb. 1	PIT	1/1	7	127	64t	2
<b>Postseason</b>		<b>4/4</b>	<b>30</b>	<b>546</b>	<b>64t</b>	<b>7</b>

#### 2007

Date	Opp.	GP/GS	No	Yds	Long	TD
Sept. 10	@ SF	1/1	3	20	12	0
Sept. 16	SEA	1/1	7	87	40	0
Sept. 23	@ Bal	1/1	5	85	27	0
Sept. 30	@ PIT	1/1	10	120	38	0
Oct. 7	@ StL	1/1	9	136	34	1
Oct. 14	CAR	1/1	6	97	36	0
Oct. 21	@ Was	1/1	6	97	43	0
Nov. 4	@ TB	1/1	4	95	47	0
Nov. 11	DET	1/1	8	74	20t	2
Nov. 18	@ Cin	1/1	8	93	20	1
Nov. 25	SF	1/1	9	156	48t	2
Dec. 2	CLE	Inactive - Groin				
Dec. 9	@ Sea	1/1	6	79	23	1
Dec. 16	@ NO	1/1	2	27	18t	1
Dec. 23	ATL	1/1	6	72	19	0
Dec. 30	STL	1/1	11	171	26	2
<b>Total</b>		<b>15/15</b>	<b>100</b>	<b>1,409</b>	<b>48t</b>	<b>10</b>

#### 2006

Date	Opp.	GP/GS	No	Yds	Long	TD
Sept. 10	SF	1/1	9	133	28	0
Sept. 17	@ Sea	1/1	4	52	15	0
Sept. 24	STL	1/1	6	65	16	1
Oct. 1	@ Atl	1/1	4	71	46	0
Oct. 8	KC	1/1	2	15	10	1
Oct. 16	CHI	Inactive - Hamstring				
Oct. 22	@ Oak	Inactive - Hamstring				
Oct. 29	@ GB	Inactive - Hamstring				
Nov. 12	DAL	1/1	6	80	38	0
Nov. 19	DET	1/1	2	30	24	0
Nov. 26	@ Min	1/1	11	172	34	0
Dec. 3	@ StL	1/1	5	46	18	1
Dec. 10	SEA	1/1	7	79	22	1
Dec. 17	DEN	1/1	5	77	24	0
Dec. 24	@ SF	1/1	4	93	57	1
Dec. 31	@ SD	1/1	4	33	10	1
<b>Total</b>		<b>13/13</b>	<b>69</b>	<b>946</b>	<b>57</b>	<b>6</b>

#### 2005

Date	Opp.	GP/GS	No	Yds	Long	TD
Sept. 11	@ NYG	1/1	13	155	30	1
Sept. 18	STL	1/1	4	70	22	0
Sept. 25	@ Sea	1/1	3	41	24	0
Oct. 2	SF	1/1	7	102	41	1
Oct. 9	CAR	1/1	9	136	47	1
Oct. 23	TEN	1/1	4	71	34	1
Oct. 30	@ Dal	1/1	4	36	11	0
Nov. 6	SEA	1/1	8	102	23	0
Nov. 13	@ Det	1/1	9	141	27	1
Nov. 20	@ StL	1/1	9	104	31	1
Nov. 27	JAX	1/1	4	41	20	1
Dec. 4	@ SF	1/1	8	129	34	0
Dec. 11	WAS	1/1	4	23	11	0
Dec. 18	@ Hou	1/1	6	85	40	1
Dec. 24	PHI	1/1	5	93	45	1
Jan. 1	@ Ind	1/1	6	80	25t	1
<b>Total</b>		<b>16/16</b>	<b>103</b>	<b>1,409</b>	<b>47</b>	<b>10</b>

#### 2004

Date	Opp.	GP/GS	No	Yds	Long	TD
Sept. 12	@ StL	1/1	4	70	37	0
Sept. 19	NE	1/1	5	36	14	0
Sept. 26	@ Atl	1/1	5	37	16	0
Oct. 3	NO	1/1	3	61	29	0
Oct. 10	@ SF	1/1	5	94	35	1
Oct. 24	SEA	1/1	4	73	39	1
Oct. 31	@ Buf	1/1	0	0	0	0
Nov. 7	@ Mia	1/1	5	92	48	1
Nov. 14	NYG	1/1	1	2	2	0
Nov. 21	@ Car	1/1	7	92	33	1
Nov. 28	NYJ	1/1	2	21	15	0
Dec. 5	@ Det	1/1	2	12	8	0
Dec. 12	SF	1/1	4	47	22	0
Dec. 19	STL	1/1	4	37	15	2
Dec. 26	@ Sea	1/1	4	70	29t	2
Jan. 2	TB	1/1	3	36	16	0
<b>Total</b>		<b>16/16</b>	<b>58</b>	<b>780</b>	<b>48</b>	<b>8</b>



# JAMELL FLEMING

**23 | CORNERBACK**

**HT. 5-11 | WT. 206**

**COLLEGE**  
Oklahoma

**HOMETOWN**  
Dallas, TX

**HOW ACQUIRED**  
D3/12 (80th)

**CARDINALS | YEARS NFL**

**2 | 2**

**DOB: May 5, 1989**

## NOTECARDS

- The Cardinals third round selection in the 2012 draft and the 80th overall pick; Arizona was without a second round pick in the draft making Fleming the second player selected by the Cardinals behind WR Michael Floyd.
- Appeared in 15 games with three starts as a rookie, totaling 24 tackles, a pass defended and three special teams tackles.
- Was twice named Defensive MVP in bowl games played in Arizona. As a junior, Fleming was named the Defensive MVP of the Fiesta Bowl at University of Phoenix Stadium. The following year, he was named the Defensive MVP of the Sooners 31-14 Insight Bowl victory over Iowa at Sun Devil Stadium.

## PRO CAREER:

Selected by the Cardinals in the third round (80th overall) of the 2012 NFL Draft, Fleming appeared in 15 games with three starts during his rookie campaign.

**2012:** Played in 15 games with three starts in his rookie season ... recorded 24 tackles, one pass defended, and three special teams tackles ... made his NFL debut and had one solo tackle vs. Sea (9/9) ... made his first career start and tied for the lead among the DBs with five tackles @ NE (9/16); also had one pass defended ... recorded four unassisted tackles vs. Phi (9/23) ... totaled three tackles vs. Mia (9/30) ... started and led the DBs with five solo tackles vs. Buf (10/14); also had his first career special teams tackle ... recorded two solo tackles and one special teams tackle @ Min (10/21) ... had one unassisted tackle vs. SF (10/29) ... made his third start of the season and collected three unassisted tackles @ GB (11/4) ... had one special teams tackle @ Atl (11/18) ... inactive @ Sea (12/9) ... played on special teams in each of the final three games.

## COLLEGE:

Appeared in 51 games for the Sooners, starting his final 24 contests ... recorded 131 tackles, seven INTs, 24 passes defended, 12.5 tackles for loss, a sack, two forced fumbles and a fumble recovery ... scored two career TDs, returning an INT 55 yards for a score and returning a fumble recovery 56 yards for a TD ... his 24 pass break-ups rank eighth on the school career-record list ... totaled 32 special teams tackles during his freshman and sophomore seasons ... as a senior in '11,

earned All-Big 12 first-team honors after starting 11 games and recording 60 tackles (49 solos), two forced fumble and a fumble recovery that he returned 56 yards for a TD ... totaled two INTs and added 10 passes defended ... named Defensive MVP of the Sooners 31-14 Insight Bowl victory over Iowa after posting seven tackles, an INT and three passes defended ... as a junior in '10, started all 13 games while being named All-Big 12 honorable mention during his first season as a starter ... ranked second in the nation with 19 pass breakups (5 INTs, 14 passes defended) ... his five INTs tied for the conference lead ... returned one of the INTs for a TD ... had a career-high 71 tackles, a sack and eight tackles for loss ... recognized as the Defensive MVP in 48-20 defeat of Connecticut in the Fiesta Bowl, largely due to his 55-yard INT return for a TD in the third quarter ... appeared in 12 games, playing mostly on special teams where he posted 14 tackles as a sophomore in '09 ... played in 14 games as a redshirt freshman in '08 and was one of the top performers on special teams, totaling a team-high 18 tackles ... also saw action as a backup CB ... redshirted as a freshman in '07.

## PERSONAL:

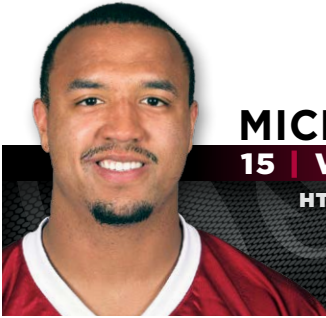
Attended Seguin (Dallas, TX) High School where he played on both sides of the ball and earned all-district and second-team All-State honors after catching 29 passes for 481 yards and four TDs as a senior ... concluded his prep career by playing in the All-American Offense-Defense Bowl in Florida ... Multidisciplinary Studies major.

## FLEMING CAREER STATS

Year	Team	GP/GS	Tackles			Sacks		Interceptions					FR	FF	STT
			Solo	Asst	Ttl	Sk	Yds	Int	Yds	Lg	TD	PD			
2012	Ariz	15/3	20	4	24	0.0	0	0	0	0	0	1	0	0	3
<b>Total</b>		<b>15/3</b>	<b>20</b>	<b>4</b>	<b>24</b>	<b>0.0</b>	<b>0</b>	<b>0</b>	<b>0</b>	<b>0</b>	<b>0</b>	<b>1</b>	<b>0</b>	<b>0</b>	<b>3</b>

### Single Game Highs:

**Total Tackles:** 5, twice, last vs. Buffalo, 10/14/12; **Solo Tackles:** 5, vs. Buffalo, 10/14/12; **Passes Defended:** 1, @ New England, 9/16/12.



## MICHAEL FLOYD

### 15 | WIDE RECEIVER

HT. 6-2 | WT. 215

COLLEGE  
Notre Dame

HOMETOWN  
St. Paul, MN

HOW ACQUIRED  
D1/12 (13th)

CARDINALS | YEARS NFL  
2 | 2

DOB: November 27, 1989

### NOTE CARDS

- The Cardinals first round selection in the 2012 draft and the 13th overall pick; was the second wide receiver taken behind Oklahoma State's Justin Blackmon (5th overall to Jacksonville). Became the first Notre Dame WR taken in the first round since Heisman Trophy winner Tim Brown was selected sixth overall by the Raiders in 1988.
- Appeared in all 16 games (three starts) as a rookie and hauled in 45 receptions for 562 yards and two TDs. Posted 37 receptions over the final nine games after totaling eight catches over the first seven contests.
- His 166 receiving yards in the Week 17 finale at San Francisco marked the highest total for a Cardinals rookie since Anquan Boldin totaled

217 yards on 9/7/03 at Detroit. It also tied for the fourth-best single game total by a rookie in franchise history.

- First career NFL reception was an eight-yard TD catch against Philadelphia in Week 3 of the '12 season. First career college reception was a 22-yard TD catch against San Diego State in 2008.
- Grew up in St. Paul, MN and attended Cretin-Derham Hall High School, which is less than 10 miles from Larry Fitzgerald's prep alma mater, Academy of the Holy Angels, in Minneapolis. Both were All-State and All-American WRs during their prep career, and they became friends while Floyd attended Cretin-Derham.

### PRO CAREER:

Selected by the Cardinals in the first round (13th overall) of the 2012 NFL Draft, Floyd appeared in all 16 games (three starts) as a rookie and hauled in 45 receptions for 562 yards and two TDs.

**2012:** Played in all 16 games with three starts ... finished third on the team with 562 receiving yards and two TD catches and tied for third with 45 receptions ... recorded his first career reception and TD by hauling in a deflected pass for an eight-yard TD reception in the first quarter vs. Phi (9/23); became the first Cardinal since RB Marcel Shipp (9/22/02 at San Diego) to score a TD on their first career reception ... recorded four catches for 35 yards vs. Mia (9/30); caught passes on three consecutive plays on final drive of the second quarter ... posted five receptions for 36 yards vs. SF (10/29); had four catches for 28 yards in the fourth quarter ... had a then career-best 80 yards on five catches @ GB (11/4); converted a 4th-n-6 in the fourth quarter with a 37-yard reception from John Skelton ... made his first career start and had two catches for 22 yards @ NYJ (12/2) ... started for the second time and led the team with 37 yards on three catches vs. Det (12/16); had a 25-yard catch on the first play of the game ... set career highs with eight catches for 166 yards and a TD @ SF (12/30); marked

the highest receiving yardage total by a Cardinal since Anquan Boldin had 186 yards at Seattle on 11/16/08; tied for the fourth-most receiving yards in a game by a rookie in franchise history and was the second-highest total by a rookie in the NFL in '12; had three receptions of 30+ yards, including a career-long 53-yarder and a 37-yard TD in the fourth quarter.

### COLLEGE CAREER:

Started 41 of 43 games played for the Irish and established school records with 271 receptions for 3,686 yards and 37 TDs ... owns five Notre Dame career records, ranks in the top 10 on 11 single-season receiving lists and is on the top 10 on nine single-game lists ... established a school record with 17 career 100-yard receiving performances ... scored 228 career points and registered at least one reception in 42 of 43 games played ... during his final season with the Irish in 2011, was the recipient of the Notre Dame Monogram Club's Most Valuable Player Award, was a Biletnikoff Award semi-finalist (nation's top receiver) and earned second-team All-American honors after starting 12 of 13 games at flanker ... established a school season record with 100 receptions, and his 1,147 yards receiving ranked as the fourth-best season total by an Irish player ... posted nine receiving TDs and also added the first rushing TD of his career ... added 44 yards

on two punt returns ... as a junior in '10, started all 12 games at flanker and posted a team-high 79 receptions for 1,025 yards and a career-high 12 TDs ... his 79 receptions ranked third on the school season-record list while his 12 TDs tied for fourth ... had at least 100 yards receiving four times and 55 of his catches resulted in a TD or first down ... started all seven games he appeared in at flanker as a sophomore in '09 and ranked second on the team with 44 catches for 795 yards and nine TDs ... joined Golden Tate as the only two Irish players since Derrick Mayes in 1995 to post three consecutive 100-yard receiving games ... opened the season catching four passes for 189 yards and three TDs vs. Nevada, marking the second-best single-game total by an Irish sophomore receiver in school history (Jim Seymour, 276 yards vs. Purdue in 1966) ... started 10 of the 11 games he appeared in as a freshman in '08 and set Notre Dame freshman records with 48 receptions for 719 yards and seven TDs ... posted four 100-yard receiving games ... in his first career game, came off the bench and had a 22-yard scoring catch vs. San Diego State, becoming the first Irish freshman to ever record a TD reception in a season opener; his first career scoring grab made him only the fourth Irish receiver in the last 20

years whose first career catch was a TD (Raghib "Rocket" Ismail and Derek Brown in 1988 and Derrick Mayes in 1992).

## PERSONAL:

Attended Cretin-Derham Hall (St. Paul, MN) High School where he was twice named Minnesota Gatorade Player of the Year ... as a senior in 2007, named Gatorade Player of the Year, Associated Press Minnesota Player of the Year, and first-team All-America by USA Today, EA Sports and Parade Magazine after totaling 59 receptions for 1,247 yards and 17 TDs ... added 497 yards on 43 carries and returned 16 punts for 373 yards and four TDs ... selected to play in the U.S. Army All-American Bowl ... as a junior in '06, was named Gatorade Player of the Year, Associated Press Minnesota Player of the Year and was named second-team All-America after posting 63 receptions for 1,240 yards and 16 TDs ... also added 12 rushing attempts for 245 yards and three TDs ... lettered in basketball, averaging 23.5 points per game as a senior when he was named High School Athlete of the Year for the St. Paul area by the St. Paul Pioneer Press ... scored 1,380 points in his basketball career, just 86 points shy of the school record ... earned a bachelor's degree in Sociology.

## A SPECTACULAR FINISH

WR **Michael Floyd** saved the best performance of his rookie campaign for the finish, establishing season-highs with eight receptions for 166 and a TD in the Week 17 finale at San Francisco.

Floyd's 166 receiving yards were the highest total for a Cardinals rookie since Anquan Boldin totaled 217 yards on 9/7/03 at Detroit. It also tied for the fourth-best single game total by a rookie in franchise history.

### Franchise Rookie Record Single Game Receiving Yards

Yds	Player	Opponent
217	Anquan Boldin	9/7/03 at Detroit
212	Jackie Smith	10/13/63 vs. Pittsburgh
183	Dave Stief	12/17/78 vs. Atlanta
<b>166</b>	<b>Michael Floyd</b>	<b>12/30/12 at San Francisco</b>
	Ernie Jones	12/10/88 vs. Philadelphia

Among rookies, only Jacksonville's Justin Blackmon—selected 5th overall in the '12 NFL Draft and the only receiver taken before Floyd—had more receiving yards in a game in '12 when he totaled 236 yards at Houston on 11/18.

### Notes on Floyd's Breakout Performance

- His 166 receiving yards were the most for a Cardinals player in a game since Boldin posted 186 yards on 11/16/08 at Seattle.
- Floyd totaled one reception of 30+ yards in the first 15 games of the season, a 37-yard catch against the Packers in Week 9. In the finale against the Niners, Floyd had receptions of 34, 37 (TD) and 53 yards.
- Floyd had four receptions for 101 yards and a TD in the fourth quarter.







## FLOYD CAREER STATS

Year	Team	GP/GS	Receiving				
			Rec	Yds	Avg	LG	TD
2012	Ariz	16/3	45	562	12.5	53	2
<b>Total</b>		<b>16/3</b>	<b>45</b>	<b>562</b>	<b>12.5</b>	<b>53</b>	<b>2</b>

### Single Game Highs:

**Receptions:** 8, @ San Francisco, 12/30/12; **Receiving Yards:** 166, @ San Francisco, 12/30/12; **Touchdowns:** 1, twice, last @ San Francisco, 12/30/12; **Long Reception:** 53, @ San Francisco, 12/30/12; **Long TD Reception:** 37, @ San Francisco, 12/30/12.

## FLOYD GAME-BY-GAME STATS

### Receiving

### 2012

Date	Opp.	GP/GS	No	Yds	Long	TD
Sept. 9	SEA	1/0	0	0	0	0
Sept. 16	@ NE	1/0	0	0	0	0
Sept. 23	PHI	1/0	1	8	8t	1
Sept. 30	MIA	1/0	4	35	10	0
Oct. 4	@ StL	1/0	1	17	17	0
Oct. 14	BUF	1/0	1	24	24	0
Oct. 21	@ Min	1/0	1	7	7	0
Oct. 29	SF	1/0	5	36	9	0
Nov. 4	@ GB	1/0	5	80	37	0
Nov. 18	@ Atl	1/0	2	18	17	0
Nov. 25	STL	1/0	4	35	15	0
Dec. 2	@ NYJ	1/1	2	22	16	0
Dec. 9	@ Sea	1/0	2	30	18	0
Dec. 16	DET	1/1	3	37	25	0
Dec. 23	CHI	1/0	6	47	14	0
Dec. 30	@ SF	1/1	8	166	53	1
<b>Total</b>		<b>16/3</b>	<b>45</b>	<b>562</b>	<b>53</b>	<b>2</b>



## TIM FUGGER

### 53 | LINEBACKER

HT. 6-4 | WT. 248

COLLEGE  
Vanderbilt

HOMETOWN  
San Diego, CA

HOW ACQUIRED  
FA-12

CARDINALS | YEARS NFL

1 | 1

DOB: July 1, 1989

### PRO CAREER:

Selected by the Indianapolis Colts in the seventh round (214th overall) of the 2012 NFL Draft. Released on 8/31/12 and signed to Cardinals practice squad on 10/30/12. Signed a futures contract with the Cardinals on 1/11/13.

### COLLEGE:

Three-year starter at defensive end at Vanderbilt ... earned second-team All-SEC honors from the conference coaches and honorable mention by the Associated Press as a senior in '11 after recording a career-high 33 tackles, 13.5 tackles for loss, and eight sacks ... also had two forced fumbles and one fumble recovery ... collected 22 tackles, three sacks, and a career-best four forced fumbles as a junior ... moved into a

starting role as a sophomore and had 21 tackles, one sack, and his first career INT ... played in nine games and totaled 14 tackles and a forced fumble as a freshman ... redshirted in 2007.

### PERSONAL:

Attended Montini Catholic (Oak Brook, IL) High School where he was a two-way starter at defensive end and tight end as a senior ... named all-conference as a tight end and helped team to 14th consecutive 5A playoff berth ... had 14 catches for 267 yards and two TDs on offense while adding 61 tackles and four sacks at defensive end ... also earned varsity letters in basketball and track and field ... transferred to Montini Catholic from Bishop Kenny (Jacksonville, FL) High School after sophomore year ... majored in Human and Organizational Development.



# MIKE GIBSON

## 69 | GUARD/CENTER

HT. 6-4 | WT. 305

HOW ACQUIRED  
FA-12

COLLEGE  
California

CARDINALS | YEARS NFL

HOMETOWN  
Napa, CA

2 | 6

DOB: November 18, 1985

### PRO CAREER:

Originally entered the NFL as a sixth-round (184th overall) draft choice of the Philadelphia Eagles in 2008. Released on 9/5/09 and signed to Eagles practice squad on 9/6/09. Signed by the Seahawks from the Eagles practice squad on 10/21/09. Released on 9/28/10 and signed to the Seahawks practice squad on 9/30/10. Promoted to active roster on 10/2/10. Released on 9/3/11. Re-signed by Seattle on 12/6/11. Signed with the Eagles 3/14/12 and was released on 8/31/12. Signed by the Cardinals on 12/12/12. Released on 12/15/12 and re-signed on 12/17/12.

**2012:** Inactive due to a calf injury for the last two games of the season ... originally signed with the Cardinals on 12/12 ... released on 12/15 and re-signed on 12/17 ... inactive (calf) vs. Chi (12/23) and @ SF (12/30).

**2011:** Played in three games with the Seahawks ... released on 9/3 as part of final roster cuts and re-signed on 12/6 ... inactive vs. StL (12/12) ... made his season debut @ Chi (12/18) ... also saw action in final two games of the season: vs. SF (12/24) and @ Ari (1/1/12).

**2010:** Appeared in 14 games for Seattle and made eight starts, five at LG and three at RG ... also started at RG in both postseason games ... made his first career start in season opener vs. SF (9/12) ... released on 9/28 and signed to practice squad on 9/30 ... returned to active roster on 10/2 ... started at LG vs. NYG (11/7) ... inactive (ankle) @ Ari (11/14) and @ NO (11/21) ... started the next three games at LG ... took over at RG and started the final three games of the season ... made his postseason debut starting at RG in Wild Card game

vs. NO (1/8/11); blocked as Marshawn Lynch run for 131 yards and a TD on 19 carries ... started at RG in Divisional Playoff game @ Chi (1/16/11).

**2009:** Played in three games with the Seahawks ... released by the Eagles on 9/5 and signed to Philly's practice squad on 9/6 ... signed by Seattle on 10/21 ... inactive in first seven games with the Seahawks ... made his NFL debut and played at RG vs. TB (12/20) ... saw action at RG @ GB (12/27) and vs. Ten (1/3/10).

**2008:** Suffered a shoulder injury during pre-season and spent the entire season on the Eagles injured reserve list.

### COLLEGE:

Played in 25 games and made 21 starts in two seasons at California ... started the first 12 games at LT and was an honorable mention All-Pac-10 selection as a senior in '07 ... part of an o-line that allowed just 11 sacks on the season and helped block as the Golden Bears ran for over 2,000 yards on the year ... won the team's Ken Cotton Award as its most courageous player ... earned second-team All-Pac-10 honors after playing in all 13 games and starting nine as a junior in '06 ... transferred to California after earning All-American honors at Solano Community College ... two-time all-league first team selection at Solano ... participated in the 2008 East-West Shrine Game.

### PERSONAL:

Earned all-league, all-metro, and second-team All-State honors as a senior at Napa (CA) High School ... named the league's Lineman of the Year as a senior ... helped team win conference titles in his junior and senior seasons ... majored in Business.

### GIBSON CAREER STATS

Year	Team	GP/GS
2008	Phi	Injured Reserve-Shoulder
2009	Sea	3/0
2010	Sea	14/8
2011	Sea	3/0
2012	Ariz	0/0
<b>Total</b>		<b>20/8</b>

### GIBSON POSTSEASON STATS

Year	Team	GP/GS
2008	Phi	Injured Reserve-Shoulder
2010	Sea	2/2
<b>Total</b>		<b>2/2</b>

**ROBERT GILL**  
**10 | WIDE RECEIVER****HT. 5-10 | WT. 180****COLLEGE**  
Texas State**HOMETOWN**  
San Antonio, TX**HOW ACQUIRED**  
FA-13**DOB:** February 27, 1984◆ **ROOKIE** ◆**PRO CAREER:**

Began his professional football career in arenafootball2 in 2008, spending time with the Green Bay Blizzard, Louisville Fire, Texas Copperheads, and Lubbock Renegades. Signed with the CFL's Hamilton Tiger-Cats in 2009 but was released before the season and returned to AF2 to play with the Milwaukee Iron. Played for the Abilene Ruff Riders of the Intense Football League in 2010. Signed with the Kansas City Command of the Arena Football League in 2011 and caught 58 passes for 811 yards and 12 TDs as a rookie, and then had 10 receptions for 111 yards in two games with the Command in 2012 before suffering a season-ending injury. Spent time with the AFL's San Antonio Talons during the 2013 preseason. Signed as a free agent with the Cardinals on 4/24/13.

**COLLEGE:**

Ran track at Texas State, running the 200- and 400-meters and as part of the 4x200 and 4x400 relay

teams ... ran the 200-meters in 21.14 and the 400 meters in 46.52 in 2004, both of which still rank among the top 10 outdoor performances in school history ... also part of 4x400 relay team that finished in 3:07.55 in 2004, the third-best time in Texas State history ... won the 400 meters at the Southland Conference Outdoor Championships, the third straight season Texas State had the 400-meter champion ... was also part of the winning 4x400 relay team at the SLC Outdoor Championships and the 4x400 relay team that finished first at the Drake Relays in 2004 ... placed third in the 400-meters at the 2004 Southland Indoor Championships.

**PERSONAL:**

Attended East Central (San Antonio, TX) High School where he played football, baseball, and track ... received first-team all-district, all-city, and All-State honors in baseball ... only participated in football and track for one year ... majored in Business Management.

**DAN GIORDANO**  
**48 | LINEBACKER****HT. 6-4 | WT. 260****COLLEGE**  
Cincinnati**HOMETOWN**  
Frankfort, IL**HOW ACQUIRED**  
FA-13**DOB:** September 17, 1989◆ **ROOKIE** ◆**COLLEGE CAREER:**

Started all 38 games at defensive end in his final three years at Cincinnati ... totaled 121 tackles, 16.5 sacks, 30 tackles for loss, three forced fumbles, three fumble recoveries, and four passes defended in 51 career games played ... helped the Bearcats win a share of the Big East title in three of his four seasons ... tied for the team lead with five sacks and recorded a career-high 40 tackles, six tackles for loss, two fumble recoveries, one forced fumble and a pass defended as a senior ... finished with 24 tackles, including a career-best nine tackles for loss, and had five sacks as a junior ... also had a forced fumble, a fumble recovery, and a pass defended ... ranked second on the team with 4.5 sacks and added 30 tackles, eight tackles for loss, and one forced fumble as a sophomore ... played

in all 13 games as a redshirt freshman in '09, helping the Bearcats finish the regular season 12-0 and earn a trip to the Sugar Bowl ... had 28 tackles, seven tackles for loss, and two sacks as a regular in the defensive line rotation ... redshirted in 2008.

**PERSONAL:**

Last name pronounced "gee-or-DAH-no" ... four-year starter at defensive end at Lincoln-Way East (Frankfort, IL) High School and helped his team compile a 44-6 record during his career ... part of team that won the 2005 Illinois 8A state championship ... was a two-time all-conference, all-area, and Campaign News-Gazette All-State selection ... named the Southwest Suburban Conference Defensive Player of the Year after his senior season ... majored in Pre-Business Administration.



# ALEX GOTTLIEB

**80 | TIGHT END**

**HT. 6-4 | WT. 255**

**COLLEGE**  
William & Mary

**HOMETOWN**  
Delray Beach, FL

**HOW ACQUIRED**  
FA-13

**CARDINALS | YEARS NFL**  
1 | 1

**DOB: July 4, 1990**

## PRO CAREER:

Signed with the Detroit Lions as a rookie free agent on 5/10/12. Released on 8/31/12. Signed with the Cardinals on 4/24/13.

## COLLEGE:

Earned first-team All-Colonial Athletic Association honors as a junior and senior ... totaled 75 catches for 905 yards and five TDs in 45 games played ... named a fourth-team All-American by Phil Steele as a senior in '11 ... ranked second on the team with 33 catches for 424 yards and a TD ... recorded multiple receptions in every league game, totaling 26 receptions for 322 yards in conference play ... was a second-team All-America selection by

the Sports Network as a junior in '10 ... led the CAA among TEs with 34 catches for 350 yards and three TDs ... appeared in every game as a sophomore and had three catches for 47 yards ... had five catches for 84 yards in nine games as a freshman in '08.

## PERSONAL:

Attended American Heritage School (Delray Beach, FL) and was co-captain of the Florida 1A state championship team ... was a three-year letter winner ... invited to play in the Outback Bowl All-Star Game as a senior ... began his playing career as a quarterback before switching to tight end ... also lettered in lacrosse and baseball ... majored in Economics.



# JAVON HARRIS

**41 | SAFETY**

**HT. 5-11 | WT. 206**

**COLLEGE**  
Oklahoma

**HOMETOWN**  
Lawton, OK

**HOW ACQUIRED**  
FA-13

**DOB: February 7, 1991**

**◆ ROOKIE ◆**

## COLLEGE CAREER:

Played in 44 games and made 21 starts in four years at Oklahoma ... totaled 162 tackles, nine INTs, five tackles for loss, three forced fumbles, two fumble recoveries, and eight passes defended ... started all 13 games as a senior and recorded a team-leading six INTs, which tied for third in the Big 12 and tied for 11th nationally ... ranked second on the team behind fellow Cardinals free agent signee Tony Jefferson with 86 tackles ... also had a career-high five passes defended and 2.5 tackles for loss ... played in all 13 games and made eight starts as a junior, totaling 47 tackles, three INTs, two passes defended, two forced fumbles, and one fumble recovery ... was named the Big 12 and Nagurski National Defensive Player of the Week when he had two INTs in a victory at Florida State ... saw action in 13 games and collected 28 tackles, a forced fumble, a fumble

recovery and a pass defended as a sophomore ... also blocked a punt that resulted in a safety against Colorado ... played in five games and had one tackle as a true freshman in '09 after enrolling in the spring.

## PERSONAL:

Named a SuperPrep All-American after his career at MacArthur (Lawton, OK) High School ... recorded 83 tackles and two INTs despite missing half his senior season with an injury ... also ran for 1,078 yards and 20 TDs and caught 33 passes for 348 yards and three TDs ... collected 92 tackles and five INTs while totaling more than 1,000 yards and 13 TDs on offense as a junior ... was the No. 8 ranked player in Oklahoma by Rivals.com ... cousin of former NFL running back Rodney Thomas ... majored in Communications.





# CHARLES HAWKINS

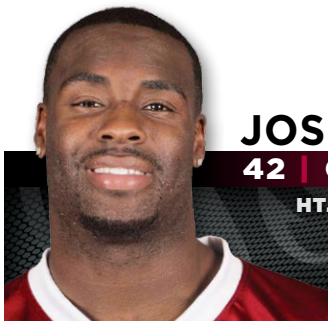
**89 | WIDE RECEIVER****HT. 5-8 | WT. 180****COLLEGE**  
Southern**HOMETOWN**  
New Orleans, LA**HOW ACQUIRED**  
FA-13**DOB: August 30, 1990**◆ **ROOKIE** ◆**COLLEGE CAREER:**

Played in 34 games and caught 71 passes for 1,091 yards and 10 TDs in four seasons at Southern ... also totaled 15 punt returns for 81 yards and 14 kick returns for 362 yards and a TD ... played in seven games and posted career highs with 31 receptions for 467 yards and seven TDs as a senior in '12 ... returned 12 kickoffs for 309 yards and a TD ... capped off his college career with a career-best three TD catches and had six receptions for 99 yards in the Bayou Classic against Grambling State ... had 90+ yards receiving in three of his last four games of the season ... saw action in 10 games with six starts and caught 23 passes for 406 yards and two TDs as a junior ... registered career highs with seven catches for 121 yards against Alabama State ... appeared in

nine games and recorded 16 receptions for 195 yards and a TD as a sophomore ... served as the team's punt returner as a freshman in '09 and had one reception for 23 yards ... began his career as a walk-on before being offered a scholarship in 2010.

**PERSONAL:**

Attended St. Augustine (New Orleans, LA) High School where he played football and ran track ... was a second-team All-State and all-district selection as a return specialist ... in track, ran the 100 meters in 10.6 seconds and the 400 meters in 48 seconds ... also ran on the 4x100, 4x200, and 4x400 relay teams ... played for current Cardinals running backs coach Stump Mitchell at Southern from 2010-12 ... Hall of Fame running back Walter Payton is a cousin on his grandmother's side.



# JOSH HILL

**42 | CORNERBACK****HT. 5-11 | WT. 203****COLLEGE**  
California**HOMETOWN**  
Houston, TX**HOW ACQUIRED**  
FA-13**DOB: November 2, 1989**◆ **ROOKIE** ◆**COLLEGE CAREER:**

Recorded 214 tackles, 5.5 tackles for loss, five INTs, 24 passes defended, three forced fumbles, and two fumble recoveries while playing in 48 games (32 starts) in four seasons at California ... finished his career ranked 10th on the school's all-time list with 24 career passes defended ... played cornerback, nickel back, and safety for the Golden Bears ... started a career-high 12 games as a senior and earned honorable mention All-Pac-12 ... led team with a career-high 87 tackles, ranking 10th in the conference with an average of 7.2 tackles per game ... finished second on the team with nine passes defended and also had one INT and a forced fumble ... played in all 13 games with six starts and ranked fifth on the team with 49 tackles as a junior ... one of five players to share the team lead with two INTs, one of which he returned for a TD ... also had five passes defended, a career-high three tackles for loss, a forced fumble, and his first

career sack ... saw action in all 12 games and made nine starts as a sophomore ... recorded 44 tackles, two tackles for loss, and a fumble recovery while tying for the team lead with seven passes defended ... contributed 34 tackles, two INTs, three passes defended, one forced fumble, and one fumble recovery as a redshirt freshman, playing in 11 games with five starts ... red-shirted in 2008.

**PERSONAL:**

Attended Klein Forest (Houston, TX) High School where he was a first-team All-5A Region II District 13 selection as a senior ... collected 45 tackles, five INTs, two forced fumbles, and 17 passes defended in '07 ... helped team to a 9-3 record and the second round of the playoffs in both his junior and senior seasons ... older brother, Micah, played football at Division II Midwestern State in Texas where he was a second-team All-American in 2009 ... graduated with a bachelor's degree in African-American Studies.



# ROB HOUSLER

84 | TIGHT END

HT. 6-5 | WT. 250

COLLEGE  
Florida Atlantic

HOMETOWN  
El Paso, TX

HOW ACQUIRED  
D3/11 (69th)

CARDINALS | YEARS NFL

3 | 3

DOB: March 17, 1988

## NOTECARDS

- The Cardinals third-round pick (69th overall) in the 2011 NFL Draft, Housler played collegiately at Florida Atlantic University and became just the second player ever selected out of the school (QB Rusty Smith, Tennessee, 2010 sixth-round pick).
- Despite missing the 2012 season finale due to injury, posted 45 receptions for 417 yards on the season. His 45 receptions were the fifth-best single season total in franchise history among TEs.
- In Week 12 of the '12 season vs. St. Louis, posted career highs with eight receptions for 82 yards. His 82 yards were the most by a Cardinals TE in a single game since Rob Awalt posted 105 yards on 11/12/89 vs. Dallas.
- At the 2011 NFL Combine, ran the 40-yard dash in 4.46 seconds, the fastest time among any TE at the event.

## PRO CAREER:

Selected by the Cardinals in the third round (69th overall) of the 2011 NFL Draft, Housler became the highest drafted TE for the Cards since the team selected USC's Johnny McWilliams with the 64th selection in the third round in 1996.

**2012:** Played in 15 games and made nine starts before ending the season on injured reserve with a shoulder injury ... established career highs with 45 receptions for 417 yards ... 45 catches tied for the fifth-highest season total by a TE in franchise history ... notched one special teams tackle in the season opener vs. Sea (9/9) ... with Todd Heap inactive due a knee injury, got his first start of the season and had two catches for 48 yards vs. Mia (9/30); recorded a career-long 33-yard reception on the Cardinals go-ahead TD drive early in the fourth quarter ... tied his previous career high with three receptions for 45 yards @ StL (10/4) ... started as part of a two-TE set and established a then career-high with five receptions for 54 yards @ Min (10/21) ... posted a then career-high 55 yards and matched his previous career best with five receptions @ GB (11/4); marked his seventh straight game with multiple receptions ... established career highs with eight catches for 82 yards vs. StL (11/25); 82 receiving yards were the most by a Cardinals TE since Rob Awalt had 105 yards on 11/12/89 vs. Dallas; had a 28-yard reception on Cardinals TD drive in the second quarter ... recorded a team-leading four catches for 15 yards @ NYJ (12/2) ... led the team with seven receptions for 36 yards @ Sea (12/9) ... played on offense vs. Chi (12/23); left the game in the second quarter with a shoulder injury ... placed on injured reserve (shoulder) on 12/26.

**2011:** Played in 12 games with two starts, and had 12 receptions for 133 yards with two special teams tackles in his rookie season ... missed four games due to a groin injury ... made his NFL debut vs. Car (9/11) ... collected his first career reception, a 16-yarder in the second quarter vs. NYG (10/2); also had first career special teams tackle ... with TE Todd Heap out with a hamstring injury, made his first career start and had three receptions for 25 yards @ Min (10/9) ... recorded two receptions for 28 yards, including a 20-yard catch on the Cardinals second-quarter TD drive vs. Pit (10/23) ... started at TE and had one reception for three yards @ Bal (10/30) ... inactive due to a groin injury in the next four games ... returned from injury and had two receptions for 23 yards vs. Dal (12/4) ... saw action at TE and on special teams vs. Cle (12/18) ... caught one pass for 11 yards and had one special teams tackle @ Cin (12/24) ... had two receptions for 27 yards, including a 21-yard catch in the second quarter in the season finale vs. Sea (1/1).

## COLLEGE:

Appeared in 49 games (18 starts) for the Owls and caught 78 passes for 1,228 yards and eight TDs ... added 108 yards and a TD on five carries ... on special teams, recorded 14 tackles, recovered a fumble and returned a kickoff eight yards ... became the fourth TE in school history to record over 1,000 career receiving yards ... as a senior in '10, returned to the field following a redshirt season in '09 and started all 12 games for FAU, earning second-team All-Sun Belt Conference honors ... took the voluntary redshirt season to allow two other senior TEs the chance to play ... established

**BIG CONTRIBUTIONS**



In 2012, TE **Rob Housler** made significant progress as a receiver during his second NFL season. Despite missing the season finale due to injury, he hauled in 45 receptions for 417 yards on the year—with multiple receptions in 11 of the final 13 games he played.

His progress as a receiver in 2012 had him on pace to become one of just three TEs in franchise history with 50+ receptions in a season before a shoulder injury suffered in the Week 16 meeting against the Bears kept him out of the finale in San Francisco.

In franchise history, only two TEs (Jackie Smith and Freddie Jones) had more catches in a season than Housler did in 2012.

**Franchise Record  
Receptions by a TE**

Rec	Player (Year)
56	Jackie Smith (1967)
55	Freddie Jones (2003)
49	Jackie Smith (1968)
47	Jackie Smith (1964)
45	<b>Rob Housler (2012)</b>
	Freddie Jones (2004)
	Jackie Smith (1966)

career-highs with 39 receptions for 629 yards and four TDs and added one rushing attempt for 29 yards and four special teams tackles ... had two of the best games of his career against the Owls biggest opponents, totaling four receptions for 94 yards and a TD vs. Michigan State and two receptions for 64 yards and two TDs at Texas ... during a voluntary redshirt season in '09, worked as a scout team QB, RB, WR and TE to help simulate the spread offense ... as a junior in '08, appeared in all 13 games (two starts) and totaled 32 receptions for 519 yards (16.2 yard avg.) and four TDs ... added two special teams tackles ... his 71-yard TD reception against Michigan State tied Larry Taylor (2001) for the fifth-longest catch in school history ... appeared in 13 games as a sophomore in '07, totaling five receptions for 64 yards (12.8 yard avg.) and gained 83 yards and a TD on three rushing attempts

(27.7 yard avg.) ... added two special teams tackles ... posted a 68-yard TD run vs. Florida International, the longest run from scrimmage in FAU history at the time and which currently ranks as the third-longest run in school history ... one of five true freshmen to letter in 2006, appearing in 11 games (four starts) ... recorded two catches for 16 yards and added six tackles and a fumble recovery on special teams.

**PERSONAL:**


Attended Judson (Converse, TX) High School and played WR, averaging 16.5 yards per reception with eight TDs as a senior in 2004 ... also excelled in track and field, competing in the long jump (22'0") and the pole vault (15'8") ... father, Robert, played college football at UTEP ... Accounting major.

**HOUSLER CAREER STATS**

Year	Team	GP/GS	Receiving					SIT
			Rec	Yds	Avg	Lg	TD	
2011	Ariz	12/2	12	133	11.1	21	0	2
2012	Ariz	15/9	45	417	9.3	33	0	1
<b>Total</b>		<b>27/11</b>	<b>57</b>	<b>550</b>	<b>9.6</b>	<b>33</b>	<b>0</b>	<b>3</b>

**Single Game Highs:**

**Receptions:** 8, vs. St. Louis, 11/25/12; **Receiving Yards:** 82, vs. St. Louis, 11/25/12; **Long Reception:** 33, vs. Miami, 9/30/12.



# D.C. JEFFERSON

86 | TIGHT END

HT. 6-6 | WT. 255

DOB: May 7, 1989

COLLEGE  
Rutgers



ROUND 7  
219th Overall

HOMETOWN  
Winter Haven, FL/Lake Hamilton, FL

## NOTE CARDS

- Became just the third Rutgers player ever selected by the Cardinals and the first since the team took Leon Root in the 30th round (355th overall) of the 1951 draft.
- One of seven Rutgers players selected in the 2013 NFL Draft, a school record. Prior to 2013, Rutgers had never had more than five players (2009) selected in the NFL Draft.
- Began his collegiate career as a highly recruited QB and switched to TE in 2009 as a redshirt freshman.
- While at Rutgers, Jefferson played in an offense that featured future NFL WRs Kenny Britt, Tiquan Underwood and Mohamed Sanu.

## COLLEGE CAREER:

After beginning his career at Rutgers as a highly touted QB prospect, Jefferson switched to TE midway through preseason camp his redshirt freshman year ... went on to start 43 of 50 games, catching 47 passes for 560 yards and two TDs.

**2012:** Started all 13 games during his final season at Rutgers and posted career highs with 20 receptions for 168 yards, while adding one TD ... invited to play in the East-West Shrine game after the season ... snagged first TD catch of the season on a 10-yard toss from QB Gary Nova in the fourth quarter of the 35-10 victory at Temple ... posted two receptions in the Russell Athletic Bowl vs. Virginia Tech.

**2011:** Named to the preseason watch list for the John Mackey Award, honoring the nation's best TE ... appeared in all 13 games with nine starts and caught 12 passes for 118 yards.

**2010:** Named the starting TE entering the season and started 11 of 12 games played, finishing the year with 10 receptions for 166 yards and a TD ... set career-highs in receptions (4) and receiving yards (57) vs. Connecticut ... hauled in a career-long 53-yard pass at Army ... caught a 24-yard pass

from WR Mohamed Sanu for his first career TD at Florida International.

**2009:** Switched from QB to tight end midway through preseason camp and earned starting role by the second game ... started 10 games, including each of the final five contests ... made collegiate debut and first career start vs. Howard and hauled in a 46-yard reception.

**2008:** Redshirted as a freshman after beginning the season as a QB on the scout team.


## PERSONAL:

Attended Winter Haven (FL) High School and ended his prep career as one of the most sought after QBs in the nation, ranked as the 16th QB prospect in the country by Rivals.com ... a three-year starter, Jefferson was named the Winter Haven News Chief Offensive Player of the Year as a senior when he threw for 1,627 yards and 17 TDs en route to all-county honors from the Lakeland Ledger ... selected to play in the Offense-Defense National All-Star game in Fort Lauderdale, FL ... passed for 1,148 yards and eight TDs as a junior and was named News Chief All-Area second team ... Business Education major.

## JEFFERSON COLLEGE STATS

Year	GP/GS	Rec	Receiving			TD
			Yds	Avg	LG	
2009	12/10	5	108	21.6	46	0
2010	12/11	10	166	16.6	53	1
2011	13/9	12	118	9.8	18	0
2012	13/13	20	168	8.4	19	1
<b>Total</b>	<b>50/43</b>	<b>47</b>	<b>560</b>	<b>11.9</b>	<b>53</b>	<b>2</b>





# TONY JEFFERSON

**36 | SAFETY****HT. 5-11 | WT. 212****COLLEGE**  
Oklahoma**HOMETOWN**  
Chula Vista, CA**HOW ACQUIRED**  
FA-13**DOB:** January 27, 1992**◆ ROOKIE ◆**


## COLLEGE CAREER:

Played in 40 games with 34 starts in three seasons at Oklahoma ... declared for NFL Draft following his junior season ... finished his career with 258 tackles, 18 tackles for loss, seven sacks, eight INTs, and 13 passes defended ... his 258 tackles rank as the sixth-most by a defensive back in school history ... was a second-team All-American and a first-team All-Big 12 selection by the Associated Press and the league's coaches as a junior in '12 ... ranked second in the conference and led the team with a career-high 119 tackles, the fourth-highest total for a defensive back in the nation ... led the Big 12 with 91 tackles in conference games ... added two INTs, three passes defended, 3.5 tackles for loss, and a half-sack while starting all 13 games ... also earned academic All-Big 12 first team honors ... played in all 13 games with 12 starts and led the team with a career-best four INTs as a sophomore ... earned honorable mention All-Big 12 from the AP and coaches ... ranked third on the team with 74 tackles, posted career highs with 7.5 tackles for loss and 4.5 sacks, and added

three passes defended and one forced fumble ... was named Big 12 Defensive Freshman of the Year and a first-team freshman All-American after playing in 14 games with nine starts as a true freshman in '10 ... collected 65 tackles, seven tackles for loss, two sacks, two INTs, a fumble recovery, and a career-high seven passes defended on the season ... had a 22-yard INT return for a TD and recorded a sack in the Fiesta Bowl victory over UConn at University of Phoenix Stadium.

## PERSONAL:

Named a USA Today All-American and was listed as a four-star recruit by ESPN, Rivals.com, and Scout.com after his career at Eastlake (Chula Vista, CA) High School ... selected to play in the U.S. Army All-American game ... recorded 88 tackles, 12 tackles for loss, four sacks, two forced fumbles, and two fumble recoveries to help his team to the San Diego Division I CIF title as a senior ... also ran for 1,328 yards and 28 TDs on offense ... had 77 tackles and three INTs during his junior season ... was a first-team All-State selection as a sophomore ... father, Tony, was an Olympic boxer ... Multidisciplinary Studies major.



# JAMAAL JOHNSON-WEBB

**62 | TACKLE****HT. 6-6 | WT. 306****COLLEGE**  
Alabama A&M**HOMETOWN**  
Atlanta, GA**HOW ACQUIRED**  
FA-13**DOB:** March 6, 1990**◆ ROOKIE ◆**

## COLLEGE CAREER:

A four-year starter at Alabama A&M, Johnson-Webb became the first player in school history to be invited to the NFL Combine when he participated in February, 2013 ... started 45 games for the Bulldogs, beginning his career as a guard before moving to tackle prior to his sophomore season ... started all 11 games and earned first-team All-SWAC honors and was named to Phil Steele's FCS second-team All-American squad as a senior ... helped block as the Bulldogs ran for over 1,600 yards and allowed just 18 sacks as a team on the season ... started 12 games as a junior and helped Alabama A&M total 1,805 rushing yards and just 22 sacks allowed ... made 10 starts at left tackle as a

sophomore in '10, helping the team to finish third in the conference with 1,883 rushing yards ... started 12 games as a redshirt freshman in '09, playing both left and right guard ... redshirted in 2008.

## PERSONAL:

Played only one year of football at Mundy's Mill (Jonesboro, GA) High School ... did not play organized football until his senior year of high school ... named to the all-regional team in Georgia after his senior year ... received scholarship offers from Tennessee State, Tuskegee, Tennessee-Chattanooga, and Jacksonville State as well as Alabama A&M ... majored in Electrical Engineering.



# RASHAD JOHNSON

**49 | SAFETY**

**HT. 5-11 | WT. 204**

**COLLEGE**  
Alabama

**HOMETOWN**  
Sulligent, AL

**HOW ACQUIRED**  
D3/09 (95th)

**CARDINALS | YEARS NFL**

**5 | 5**

**DOB: January 2, 1986**

## NOTECARDS

- Selected by the Cardinals in the third round (95th overall) of the 2009 NFL Draft, Johnson agreed to a three-year contract with the Cardinals on 3/12/13 as a free agent.
- Has appeared in 47 of a possible 48 games over the last three seasons, totaling 13 starts in that span.
- Posted a career high two INTs in 2012, returning the second one 53 yards for his first career TD against the Lions in Week 15.
- A key special teams performer, has totaled 35 special teams tackles over his first four seasons. During the 2012 campaign he racked up 64 yards on two fake punts, picking up first downs after runs of 40 and 24 yards.
- During his rookie season in 2009, was the only player drafted by the Cardinals to crack the starting lineup, receiving the start in Week 17 vs. Green Bay.
- A two-year starter at safety for the Crimson Tide, Johnson is a former walk-on running back who came from a little known 1-A high school in Sulligent, AL, a town with a population under 2,000. He graduated in a class of 54 total students.
- After redshirting in his first season at Alabama, made the switch to defense in 2005 and went on to become just the eighth player in Alabama's storied history to serve as team captain twice (as a junior and senior).

## PRO CAREER:

Selected by the Cardinals in the third-round (95th overall) of the 2009 NFL Draft, signed a three-year contract with Arizona on 3/12/13 as an unrestricted free agent to remain with the team.

**2012:** Appeared in 15 games with three starts ... recorded a career-high two INTs, including one that he returned for his first career TD ... totaled 15 tackles, one fumble recovery, and 11 special teams tackles ... also ran for 64 yards on two carries, converting first downs on two fake punts ... collected two special teams tackles vs. Sea (9/9) ... started at SS for the injured Adrian Wilson and totaled five tackles vs. Phi (9/23) ... totaled two special teams tackles @ StL (10/4) ... ran for 24 yards on a fake punt to pick up a first down in the second quarter vs. Buf (10/14); marked his first career rushing attempt in the NFL; replaced the injured Kerry Rhodes at FS in the second half and had one tackle ... started at FS for the injured Rhodes and collected two solo tackles @ Min (10/21) ... recorded two special teams tackles vs. SF (10/29); marked his 50th career game ... started at SS and picked off Matt Ryan on the first play of the game @ Atl (11/18), which he returned 34 yards to the Atlanta 9 to set up a TD; was one of five Cardinals INTs in the game and the first of three in the opening quarter; recov-

ered a Jason Snelling fumble in the third quarter; had one tackle and one special teams tackle ... ran for 40 yards on a fake punt in the second quarter that helped set up a FG @ NYJ (12/2); also had one special teams tackle ... picked off a Matthew Stafford pass late in the second quarter and returned it 53 yards for his first career TD vs. Det (12/16), giving the Cardinals a 21-7 halftime lead; marked his third career INT and second this season; totaled three solo tackles ... inactive (hamstring) vs. Chi (12/23), snapping a streak of 51 consecutive games played dating back to his rookie season in '09 ... had one solo tackle @ SF (12/30).

**2011:** Appeared in all 16 games and made a career-high nine starts for the injured Kerry Rhodes ... posted a career-high 49 tackles and added one fumble recovery, one pass defensed, and eight special teams tackles ... recorded one special teams tackle in the season opener vs. Car (9/11) ... had one unassisted tackle @ Was (9/18) ... played in his 30th career game and recorded two special teams tackles vs. NYG (10/2) ... saw significant action at FS after Kerry Rhodes left the game with a foot injury in the first half @ Min (10/9); had his first career fumble recovery in the third quarter; also had one assisted tackle and one special teams tackle ... with Rhodes out due to a foot injury, made his first start of the season



vs. Pit (10/23) and totaled three tackles ... led the team with a career-high 10 tackles, including a career-best eight solo tackles @ Bal (10/30) ... making his third consecutive start, recorded four tackles vs. StL (11/6) ... led all DBs with nine tackles, including one for loss @ SF (11/20) ... had five tackles and his first pass defended of the season vs. Dal (12/4) ... made his eighth consecutive start for the injured Rhodes and had three tackles, including one for loss, and two special teams tackles vs. SF (12/11) ... totaled two tackles and one special teams tackle vs. Cle (12/18) ... with Rhodes inactive due to an ankle injury, made his ninth start of the season and collected five tackles in the season finale vs. Sea (1/1/12).

**2010:** Started one of 16 games played, recording 43 tackles, five passes defended, one INT, one forced fumble and 12 special teams tackles ... saw increased time after FS Kerry Rhodes was disqualified with just over four minutes left in the fourth quarter @ Atl (9/19) and recorded four tackles ... registered one tackle, one pass defended and tied for the team lead with two special teams tackles vs. Oak (9/26) ... saw increased playing time with S Matt Ware injured and recorded four tackles vs. NO (10/10) ... totaled six tackles and first career INT @ Min (11/7); INT came with the Vikings on the AZ two-yard line with 3:56 left in the third quarter ... got first start of the season as part of a six DB formation vs. Sea (11/14) and recorded one tackle and one special teams tackle ... recorded two tackles, one pass defended and first career forced fumble that was recovered by FS Kerry Rhodes vs. Den (12/12) ... had a season-high seven tackles and one pass defended vs. Dal (12/25).

**2009:** Started one of 10 games played, contributing as a backup safety and on special teams ... in first career game, finished with four tackles vs. SF (9/13) ... recorded the first two special teams tackles of his career vs. Ind (9/27) ... inactive for the next four games ... registered one special teams tackle vs. Sea (11/15) ... inactive @ StL (11/22) and @ Ten (11/29) ... saw time on special teams and defense, recording one tackle vs. Min (12/6) ... played a bigger role on defense after S Matt Ware

left the game with a knee injury early in the first quarter @ SF (12/14) ... with Ware (knee) placed on injured reserve, saw more time at safety recording one tackle and the first pass defended of his career @ Det (12/20) ... made first career start for the injured Antrel Rolle (thigh) and led the team with nine tackles vs. GB (1/3/10) ... inactive for both postseason games.

## COLLEGE:

Started 31 of the 50 games he appeared in at Alabama, including his final 27 contests at FS ... unanimous All-SEC first-team selection as a senior in 2008 ... shared the Mal Moore Leadership Award with center Antoine Caldwell ... given the President's Award for perseverance in making outstanding contributions to the team's success ... started all 14 games at FS, ranking second on the team with 89 tackles (60 solos), including one sack and five tackles for loss ... deflected 11 passes and ranked sixth in the SEC with five INTs for 125 yards (fifth-best season total in Tide annals) and tied the school season-record by returning two of those INTs for TDs ... earned All-SEC first-team honors from the league's coaches as a junior ... named team captain and was chosen co-Defensive Player of the Year ... started all 13 games at FS, leading the team with a career-high 94 tackles (57 solos) ... ranked second in the conference and tied for 18th in the nation with six INTs (seventh-best single-season total in Alabama history) ... played in 11 games as a sophomore ... made the move to the defensive side of the ball as a freshman but played strictly on special teams during the season and appeared in 12 games ... recorded eight tackles (five solos) and caused one fumble ... redshirted as a freshman RB in 2004.

## PERSONAL:

Lettered as a RB at Sulligent (AL) High School ... during the 2013 offseason, held the third annual Walk-On to Champions Football Camp at Sulligent High School in support of his Walk-On to Champions Foundation ... majored in Computer Science.

## JOHNSON CAREER STATS

Year	Team	GP/GS	Tackles			Sacks		Interceptions					FR	FF	STT
			Solo	Asst	Ttl	Sk	Yds	Int	Yds	Lq	TD	PD			
2009	Ariz	10/1	12	7	19	0.0	0	0	0	0	1	0	0	4	
2010	Ariz	16/1	26	17	43	0.0	0	1	7	7	0	5	0	12	
2011	Ariz	16/9	37	12	49	0.0	0	0	0	0	0	1	1	0	
2012	Ariz	15/3	13	2	15	0.0	0	2	87	53t	1	0	1	0	
<b>Total</b>		<b>57/14</b>	<b>88</b>	<b>38</b>	<b>126</b>	<b>0.0</b>	<b>0</b>	<b>3</b>	<b>94</b>	<b>53t</b>	<b>1</b>	<b>7</b>	<b>2</b>	<b>1</b>	<b>35</b>

### Single Game Highs:

**Total Tackles:** 10, @ Baltimore, 10/30/11; **Solo Tackles:** 8, @ Baltimore, 10/30/11; **Interceptions:** 1, three times, last vs. Detroit, 12/16/12; **Fumble Recoveries:** 1, twice, last @ Atlanta, 11/18/12; **Forced Fumbles:** 1, vs. Denver, 12/12/10; **Touchdowns:** 53-yard INT return, vs. Detroit, 12/16/12.

### Additional Stats:

**Rushing:** Career: 2-64; 1 for 40 yards on fake punt @ NY Jets (12/2/12); 1 for 24 yards on fake punt vs. Buffalo (10/14/12).



# KOREY JONES

47 | LINEBACKER

HT. 6-2 | WT. 233

COLLEGE  
Wyoming

HOMETOWN  
Fort Collins, CO

HOW ACQUIRED  
FA-13

DOB: April 4, 1989

◆ ROOKIE ◆

## COLLEGE CAREER:

Two-year starter at Wyoming who totaled 162 tackles, 11 tackles for loss, four sacks, four passes defended, one forced fumble and one fumble recovery in 25 games ... was one of four team captains as a senior and finished second on the team with a career-high 103 tackles ... also had four tackles for loss, two passes defended, and a forced fumble while starting a career-high 12 games ... played in all 13 games with 11 starts in his first season at Wyoming in '11 ... began the season as a defensive end before moving to middle linebacker for the final eight games ... finished with 59 tackles, seven tackles for loss, four sacks, two passes defended and a fumble recovery ...

transferred to Wyoming after playing two seasons at Garden City (KS) Community College ... ranked 10th in the country with 108 tackles and added four sacks and a fumble recovery to earn honorable mention all-conference honors as a sophomore in '10 ... helped the team rank ninth in the nation in total defense, allowing only 214.8 yards per game.

## PERSONAL:

Attended Rocky Mountain (Fort Collins, CO) High School where he was coached by former Wyoming linebacker Mark Brook ... father, Kim Jones, played football at Colorado State and then spent four seasons (1976-79) with the New Orleans Saints ... majored in Social Science.



# SENIOR KELEMETE

64 | GUARD

HT. 6-3 | WT. 300

COLLEGE  
Washington

HOMETOWN  
Seattle, WA

HOW ACQUIRED  
D5/12 (151st)

CARDINALS | YEARS NFL  
2 | 2

DOB: May 10, 1990

## NOTE CARDS

■ The Cardinals fifth round selection (151st overall) in the 2012 NFL Draft, Kelemete was a two-time team captain for the Washington Huskies and was twice named the team's Lineman of the Year. A versatile player, began his career with

the Huskies as a defensive lineman before moving to the offensive line prior to his sophomore campaign. Started 26 games at left tackle, 11 games at right guard and four games as defensive tackle in his collegiate career.

## PRO CAREER:

Selected by the Cardinals in the fifth round (151st overall) of the 2012 NFL Draft and appeared in one game as a rookie.

**2012:** Played in the season finale after being inactive in each of the first 15 games ... made his NFL debut @ SF (12/30); played at RG after Pat McQuistan suffered an ankle injury; caught a deflected pass and gained 10 yards in the second quarter.

## COLLEGE:

A two-time team captain and All-Pac 12 performer, started 41 of 46 games played for the Huskies ... began his career as a defensive tackle before switching to offensive line prior to his sophomore season ... finished

his career by starting 26 consecutive games at LT after starting 11 of 12 games at guard during his sophomore campaign ... credited with 258 knockdowns and 35 TD-resulting blocks ... served as a team captain for the second straight year and earned second-team All-Pac 12 honors after starting all 13 games at LT as a senior in '11 ... named the John P. Angel Offensive Lineman of the Year ... recognized with the Fred Jacoby Sportsmanship Award at the Alamo Bowl ... named a team captain after making the switch from guard to tackle prior to the season and started all 13 games at LT as a junior in '10 ... one of two offensive linemen to start every game and the only one to start every game at the same position ... earned the offensive weight lifting award ... after switching from defensive line to offensive guard





during the spring, went on to start 11 of 12 games played at RG and earned honorable mention All-Pac 10 honors as a sophomore in '09 ... named John P. Angel Lineman of the Year ... as a freshman in '08, played in eight of the Huskies 12 games as a left defensive tackle, earning the starting nod in four contests ... one of 12 true freshmen to play in '08 and one of nine to start at least one game.

## PERSONAL:

Name pronounced "SENN-ee-oh" "KEL-uh-MET-tay" ... attended Evergreen (Seattle, WA) High School,

where he was named the Seamount League's Lineman of the Year on both the offensive and defensive lines as a senior ... earned All-American honors from Super Prep and earned first-team All-State honors from the Associated Press and Seattle Times ... as a junior, was named first-team all-league on both the offensive and defensive lines ... led the team to the state playoffs for the first time since 2001 as a senior ... also lettered in wrestling and was a discus thrower for the Wolverines, winning the Seamount League discus title in 2007 ... participated in the state wrestling tournament as a junior ... General Studies major.

## KELEMETE CAREER STATS

Year	Team	GP/GS
2012	Ariz	1/0
<b>Total</b>		<b>1/0</b>

### Additional Statistics:

Receiving: Career: 1 reception for 10 yards @ San Francisco, 12/30/12.



## JEFF KING

### 87 | TIGHT END

HT. 6-3 | WT. 260

COLLEGE  
Virginia Tech

HOMETOWN  
Pulaski, VA

HOW ACQUIRED  
UFA-11 (Panthers)

CARDINALS 3 | YEARS NFL 8

DOB: February 19, 1983


## NOTE CARDS

- Signed a three-year contract with the Cardinals on 7/29/11 as a free agent after spending his first five seasons with the Carolina Panthers.
- Has played in all 32 games (22 starts) in two seasons with the Cardinals, totaling 44 receptions for 400 yards and three TDs.
- In 2011, his first year in Arizona, posted team highs among TEs with 27 receptions and three TD catches, which also tied his career high (2009).
- During his first game with the Cardinals in '11, caught a career-long 48-yard TD pass in the Week 1 victory over the Panthers, his former team.
- With TD receptions of 48 yards and 21 yards in 2011, became the first Cardinals TE with multiple TD receptions of 20+ yards in a single season since Chris Gedney in 1997.
- Has appeared in all 16 games during each of the last six seasons and, dating back to his rookie campaign in 2006, has appeared in 104 consecutive games.
- During the '11 season with Arizona, helped lead the way for RB Beanie Wells to rush for a career-high 1,047 yards and become the first Cardinals player in history to rush for 1,000 yards and 10 TDs in a single season. Also a key component in Wells franchise record 228-yard performance against the Rams in Week 12 of the '11 season.
- Served as a key blocker for a Panthers rushing attack that finished third in the NFL in total yards in both 2008 (2,437) and 2009 (2,498). Carolina's 4,935 rushing yards between 2008-09 were the most in the NFL during that span.
- Has caught at least one pass in 86 of his 108 career games played and has hauled in multiple passes 47 different times.
- During his junior year at Virginia Tech, played in 16 games with the Hokies basketball team.

## PRO CAREER:

Originally selected by the Carolina Panthers in the fifth round (155th overall) of the 2006 NFL Draft out of Virginia Tech, King played five seasons in Carolina. Signed a three-year contract with the Cardinals as an unrestricted free agent on 7/29/11.

**2012:** Played in all 16 games for the sixth consecutive season and made 12 starts ... totaled 17 receptions for 129 yards ... collected two receptions for eight yards in the season opener vs. Sea (9/9) ... had a 15-yard reception on a 3rd-n-7 in the second quarter that kept an eventual TD drive alive vs. Phi (9/23) ... caught two passes for 22



yards, including a 20-yard reception in the first quarter vs. Mia (9/30) ... caught two passes for 10 yards vs. Buf (10/14) ... started as part of two-TE set and helped block as LaRod Stephens-Howling ran for 104 yards and a TD on 20 carries @ Min (10/21) ... had a season-high three catches for 43 yards vs. SF (10/29); had a season-long 27-yard reception in the third quarter; marked his 100th career game ... had a nine-yard reception vs. StL (11/25) ... had one catch for seven yards vs. Det (12/16) ... collected one reception vs. Chi (12/23) ... tied a season high with three catches for 10 yards @ SF (12/30).

**2011:** During his debut season with the Cardinals, played in all 16 games with 10 starts ... led all Cardinals TEs with 27 catches for 271 yards and a career-high-tying three TDs ... also had five special teams tackles ... started at TE and had two receptions for 61 yards and a TD against former team vs. Car (9/11); 48-yard TD catch in the third quarter tied the game at 14 and was the longest reception of his career ... caught two passes for 36 yards, including a 21-yard TD in the first quarter @ Was (9/18); marked his third straight game with a TD reception, the longest streak of his career ... played at TE and on special teams and had one special teams tackle @ Sea (9/25) ... posted a season-high five receptions for 35 yards @ Min (10/9); also had one special teams tackle ... tied for the team lead with three catches for 29 yards @ Bal (10/30) ... started at TE and had four receptions for 26 yards @ Phi (11/13) ... started at TE for the third straight game @ SF (11/20) ... recorded a 24-yard reception vs. Cle (12/18) ... caught a two-yard TD pass in the fourth quarter @ Cin (12/24); marked his third TD reception of the season, tying his career high (2009) ... recorded two receptions for 12 yards in the season finale vs. Sea (1/1/12).

**2010:** Started all 16 games for the Panthers for the second time in his career, the fourth straight season he played in all 16 games ... posted 19 receptions for 121 yards and TD and served as key blocker for a Panthers offense that generated more than 100 yards rushing in eight of the last nine games, with a season-high 212 yards vs. Atlanta ... returned one kickoff for 11 yards and made one tackle on special teams ... capped the fifth-fastest TD drive in team history (0:07) with a 16-yard TD reception vs. Ari (12/19) ... scored the Panthers only TD on a two-yard reception @ Atl (1/2/11).

**2009:** For the third straight season, appeared in all 16 games with 15 starts ... posted 25 receptions for 200 yards and three TDs ... returned three kickoffs for 37 yards ... helped Panthers average 156.1 rushing yards per game and establish team records with 2,498 rushing yards, 525 rushing attempts and 123 rushing first downs ... caught two passes for a season-high 38 yards, including a then career-long 32-yard reception @ Atl (9/20) ... hauled in two catches for 30 yards,

including a 17-yard TD reception vs. Was (10/11) ... the following week, caught two passes for eight yards, including a six-yard TD reception @ TB (10/18) ... pulled in a two-yard TD reception on his only catch of the day @ NYG (12/27).

**2008:** For the second consecutive season, appeared in all 16 games with 15 starts and also started the NFC Divisional matchup ... totaled 21 receptions for 195 yards and a TD ... served as a key blocker for a running game that piled up 2,437 yards, the second-highest total in franchise history and the third-best total in the NFL in '08 ... helped RB DeAngelo Williams rush for a franchise record 1,515 yards and NFL-leading 18 TDs ... hauled in a 23-yard reception to the Bears one-yard line with 4:43 remaining in the game that set up the game-winning TD run in 20-17 victory vs. Chi (9/14) ... caught three passes for a season-high 41 yards, including a 31-yarder in the third quarter that led to Carolina's first TD vs. Ari (10/26) ... hauled in a 15-yard TD catch vs. Det (11/16) and helped clear running lanes for team's 264-yard rushing effort that included two 100-yard rushers ... blocking contributed to Panthers record-setting 299-yard rushing performance vs. TB (12/8) ... part of offense that produced a season-high 478 yards, including 234 rushing yards @ NO (12/28) ... started at TE in first postseason appearance in the NFC Divisional game vs. Ari (1/10/09).

**2007:** Started all 16 games for Carolina during his second NFL season, posting career-highs with 46 receptions for 406 yards, while adding two TDs ... became the first Panthers TE since Wesley Walls (43 rec., 452 yards in 2001) to exceed 40 catches and 400 receiving yards in a season ... ranked seventh among NFC TEs in receptions ... caught at least one pass in 15 games and multiple passes in 13 of 16 games ... key member of an offense that produced 1,824 rushing yards, the second-highest single-season total in team history (2,091 yards in 2003) ... helped the Panthers rush for at least 114 yards in six of the team's seven wins and at least 100 yards in eight of 16 games ... in the season opener, caught five passes for 35 yards @ StL (9/9) ... hauled in a five-yard TD from Jake Delhomme and finished the game with four receptions for 56 yards @ Atl (9/23) ... registered a career-high 10 catches for 82 yards vs. Ind (10/28), tying the team single-game record for most receptions by a TE, a mark previously established by Walls at San Francisco (10/07/01) ... hauled in a one-yard TD pass from Vinny Testaverde vs. SF (12/2).

**2006:** Played in 12 games and was inactive for four others during his rookie campaign ... his lone catch was a one-yard TD at Atlanta ... saw action as a reserve TE and on special teams ... one of three rookie draft choices to score a TD for the Panthers, joining DeAngelo Williams and Richard Marshall ... hauled in his first career reception, a one-yard toss from Chris Weinke @ Atl (12/24).



## COLLEGE:

Appeared in 53 games with 28 starts at Virginia Tech and totaled 58 receptions for 724 yards and 12 TDs ... established a school record for TD catches by a TE with 12, bettering the previous mark of eight ... blocked three kicks on special teams ... as a senior in '05, earned second-team All-ACC honors after starting all 13 games and recording a career-high 26 catches for 292 yards and six TDs, a school single-season record for TEs ... became the first player in school history to catch a TD pass in four consecutive games ... blocked a FG against Georgia Tech that the Hokies returned for a TD ... earned second-team All-ACC honors as a junior in '04 after starting all 13 games and posting 25 receptions for

304 yards and four TDs ... as a sophomore in '03, played in 13 games with two starts and registered six catches for 109 yards and a TD ... blocked a FG against Rutgers ... appeared in all 14 games as a freshman in '02 and had one reception, a 19-yard TD against Arkansas State ... redshirted in '01.

## PERSONAL:

Attended Pulaski County (VA) High School where his jersey number (82) was retired on January 11, 2011 ... played TE and DE for the Cougars, while also starring on the basketball court, compiling over 1,000 points and 500 rebounds ... also performed in the shot put for one season, qualifying for the state meet ... graduated with a bachelor's degree in Finance and master's degree in Education.

## KING CAREER STATS

Year	Team	GP/GS	Receiving				LG	TD
			Rec	Yds	Avg			
2006	Car	12/0	1	1	1.0	1t	1	
2007	Car	16/16	46	406	8.8	29	2	
2008	Car	16/15	21	195	9.3	31	1	
2009	Car	16/15	25	200	8.0	32	3	
2010	Car	16/16	19	212	6.4	16t	2	
2011	Ariz	16/10	27	271	10.0	48t	3	
2012	Ariz	16/12	17	129	7.6	27	0	
<b>Total</b>		<b>108/84</b>	<b>156</b>	<b>1,323</b>	<b>8.5</b>	<b>48t</b>	<b>12</b>	

### Single Game Highs:

**Receptions:** 10, vs. Indianapolis, 10/28/07; **Receiving Yards:** 82, vs. Indianapolis, 10/28/07; **Receiving TDs:** 1, 12 times, last @ Cincinnati, 12/24/11 **Long Reception:** 48t, vs. Carolina, 9/11/11; **Long TD Reception:** 48, vs. Carolina, 9/11/11.

### Additional Statistics:

**Kick Returns:** 6 for 76 yards, long of 16, vs. Dallas, 12/22/07.

## KING POSTSEASON STATS

Year	Team	GP/GS	Receiving				Lg	TD
			Rec	Yds	Avg			
2008	Car	1/1	0	0	0.0	0	0	
<b>Total</b>		<b>1/1</b>	<b>0</b>	<b>0</b>	<b>0.0</b>	<b>0</b>	<b>0</b>	

## ARIZONA AND DAYLIGHT SAVING TIME

Every year people across the country turn their clocks ahead in the spring and back in the fall, except in Arizona.

Although Arizona stays on standard time throughout the year, never changing its clock forward or back, the time change, or lack thereof, does affect the Cardinals' local kickoff times during the season.

In 2013, daylight saving time was observed on the second Sunday in March (March 10) and ends on the first Sunday in November (November 3). When daylight saving time is in effect, Arizona is three hours behind the east coast, making a 4:00 p.m. kickoff in New York a 1:00 p.m. kickoff in Arizona.

However, when daylight saving time ends, Arizona is only two hours behind the east coast, making a 4:00 p.m. kickoff in New York a 2:00 p.m. kickoff in Arizona.

In 1967 the Uniform Time Act was instituted, putting the entire country on daylight saving time. After one year, states could opt out if they wanted and Arizona went back to standard time and stayed there. Residents and lawmakers of Arizona knew there was an abundance of sunshine and did not see the need to move their clocks ahead in order to save any. The only other state that does not observe Daylight Saving Time is Hawaii.



# MIKE LEACH

## 82 | LONG SNAPPER

**HT. 6-2 | WT. 235**      **HOW ACQUIRED**  
**COLLEGE**      **FA-09**  
 William & Mary      **CARDINALS | YEARS NFL**  
**HOMETOWN**      **5 | 14**  
 Jefferson Township, NJ      **DOB: October 18, 1976**

### NOTE CARDS

- Has appeared in 168 consecutive regular season games heading into 2013, including all 16 games over the last 10 seasons. His 168 consecutive games played streak ranks as the second longest among active NFL long snappers behind San Francisco's Brian Jennings (208).
- After posting six special teams tackles in 2012, has recorded 29 special teams tackles in four seasons with the Cardinals after totaling 30 in his first nine seasons combined. Had a career-high 12 special teams tackles with the Cards in 2009, doubling his previous career-high of six (2006, '07).
- Posted his first career fumble recovery on a punt return in Week 3 of the '12 season vs. Philadelphia. The ensuing possession led to an Arizona TD and a 10-0 lead.
- Named the Arizona Cardinals/Walter Payton NFL Man of the Year and was one of 32 players to qualify for the league's national 2010 "Walter Payton NFL Man of the Year Award," recognizing his off-the-field community service as well as his playing excellence.
- Signed with the Cardinals as a free agent in 2009 after spending seven seasons with the Denver Broncos.
- Was a starting tight end and punter at William & Mary, where he transferred after Boston University dropped football. In April 2011, was one of six people inducted into the William & Mary Hall of Fame.

### PRO CAREER:

Originally signed by Tennessee as an undrafted free agent on 5/3/00 and was waived on 8/26/00 and then signed to the Titans practice squad on 8/29/00. Signed to the active roster on 9/8/00 and again was waived by Tennessee on 10/16/01. Signed by Chicago to a futures contract on 1/10/02 and was waived on 8/26/02. Signed by Denver on 11/4/02 and played in 104 consecutive regular season games and four postseason contests for the Broncos between 2002 and 2008. Signed a three-year contract with the Cardinals on 3/12/09 as a free agent. After appearing in all 48 games and both postseason contests in three seasons, re-upped with Arizona on 3/26/12, agreeing to a three-year contract.

**2012:** Appeared in all 16 games, extending his consecutive games played streak to 168; the longest streak on the team and the second-longest among active NFL long snappers – 208, Brian Jennings (SF) ... had six special teams tackles and one fumble recovery on a fumbled punt ... recorded a special teams tackle in the season opener vs. Sea (9/9) ... recovered a fumble by Eagles punt returner Damaris Johnson in the first quarter vs. Phi (9/23); the fumble recovery led to a TD that gave the Cardinals a 10-0 lead and was the first of his career in a regular season game ... played one snap on offense vs. Mia (9/30); marked

first time on offense since 1/2/11 at San Francisco ... had a season-high two special teams tackles @ StL (10/4) ... collected one special teams tackle @ Min (10/21) ... recorded one special teams tackle @ NYJ (12/2) ... had one special teams tackle vs. Chi (12/23) ... played in his 168th consecutive game @ SF (12/30).

**2011:** Saw action in all 16 games and collected two special teams tackles on the season ... snapper for two game-winning FGs in OT ... recorded his first special teams tackle of the season vs. StL (11/6) ... collected one special teams tackle vs. Cle (12/18) ... played in 170th career game @ Cin (12/24).

**2010:** Saw action in all 16 games for the eighth consecutive season ... played in 140th career game and registered one special teams tackle in the season opener @ StL (9/12) ... recorded one special teams tackle in each of the next two games: vs. Oak (9/26) and @ SD (10/3) ... recorded two special teams tackles @ Min (11/7) ... led team with two special teams tackles @ KC (11/21) ... played in 150th career game vs. SF (11/29) ... recorded one special teams tackle vs. StL (12/5); marked 50th special teams tackle of career ... recorded one special teams tackle vs. Dal (12/25) ... due to injuries to TEs Ben Patrick and Stephen Spach, saw significant time at TE in the season finale @ SF (1/2/11).





**2009:** Played in all 16 games and both postseason contests, recording a career-high 12 special teams tackles ... appeared in first game as a member of the Cardinals vs. SF (9/13) ... tied for the team lead with three special teams tackles and filled in at TE for the injured Stephen Spach in the fourth quarter vs. Hou (10/11) ... recorded one special teams tackle @ Sea (10/18); @ NYG (10/25); vs. Car (11/1) ... registered two special teams tackles vs. Sea (11/15) to establish a new single-season career high ... recorded one special teams tackle in each of the next three games: @ SF (12/14); @ Det (12/20); vs. StL (12/27) ... appeared in both postseason contests.

**2008:** Served as Denver's long snapper for all 16 games ... voted by his teammates as special teams captain for the season opener @ Oak (9/8) ... had a streak of three consecutive games with a special teams tackle: vs. TB (10/5), vs. Jax (10/12) and @ NE (10/20) ... played in his 100th consecutive game @ NYJ (11/30).

**2007:** Appeared in all 16 games for the Broncos for the fifth consecutive season, performing the club's long-snapping duties ... led Denver in tackles on punt coverage (six) ... opened the season with one special teams stop @ Buf (9/9) ... appeared on offense for a play vs. GB (10/29) ... played his 100th pro game @ KC (11/11) ... recorded two special teams tackles vs. Min (12/30).

**2006:** Served as the Broncos long snapper on punts and kicks in all 16 games ... recorded his first tackle on special teams @ NE (9/24) before adding coverage tackles in consecutive weeks @ Cle (10/22) and vs. Ind (10/29) ... had one special teams tackle vs. Sea (12/3).

**2005:** For the third consecutive season, handled the Broncos long-snapping duties for all 16 regular season games and recorded five special teams tackles ... also served as the club's long snapper in both postseason outings ... downed a punt at the five-yard line and had one special teams tackle vs. Oak (12/24) ... recovered a muffed punt return by Troy Brown in the fourth quarter at the Patriots 15-yard line to set up a Denver TD in the Divisional Playoff win vs. NE (1/14).

**2004:** Handled the Broncos long-snapping duties for all 16 regular season games and had three special teams tackles ... collected one tackle on special teams @ TB (10/3), @ NO (11/21) and vs. Oak (11/28) ... added one special teams tackle in Denver's Wild Card game @ Ind (1/9)

**2003:** Appeared in all 16 regular season games for Denver for the first time in his career and made three special teams tackles during the year ... Denver's long snapper for its Wild Card matchup @ Ind (1/4).

**2002:** Played in eight games after signing with the Broncos on 11/4 as the team's long snapper ... played in his first game as a Bronco vs. Oak (11/11) ... with Chicago in training camp, but was waived on 8/26.

**2001:** Spent the first four games of the season with Tennessee before being waived on 10/16.

**2000:** Played in 15 games for the Titans after he was signed to their active roster from the practice squad on 9/8 ... signed to the Titans practice squad after training camp ... saw action at TE during the season ... played mostly on special teams and made one tackle @ Cin (10/8) ... recorded one kickoff return for 10 yards vs. Cle (11/19) ... played on special teams in the Divisional Playoff game vs. Bal (1/7).

## CARDINALS IN THE COMMUNITY

Long snapper **Mike Leach's** fourth year in Arizona was filled with countless community appearances throughout the Valley. The Cardinals 2010 Walter Payton "Man of the Year," Leach continued his community involvement by spending time away from the field as a panel member for the team's Community QB Award, visiting various schools for the SRP and Safeway "Milk and Cookies" program, coaching kids at Gatorade Jr. Training Camps and serving as the team representative for Garth Brooks' "Teammates for Kids Foundation," which Cardinals Charities helps support.

He and his wife, Julie, continued to make monthly visits to Phoenix Children's Hospital after furnishing the Teen Room at the hospital in 2010 with a new flat screen television and new chairs for the kids. He visited the hospital in February of 2012 and helped deliver gift baskets to the children as part of the "Baskets of Hope" program to help inspire and give hope to newly diagnosed children and their families affected by cancer or other serious illnesses.

This past offseason, Leach joined Cardinals teammates, President Michael Bidwill, coach Bruce Arians and GM Steve Keim and took part in a tweetup hosted by SI's Peter King at Tom's Tavern the night before Pat's Run to benefit the Tillman Foundation.

Last December, Mike and Julie joined other players and their wives at the Phoenix Ronald McDonald House for the annual "Light the House" holiday party to help spread holiday cheer. The group provided the families at the house with dinner, drinks and dessert while also passing out stockings to the children. They also visited the Ronald McDonald House last October to spend time with the families in addition to coloring and doing crafts with the children.

Leach also once again took part at the team's annual "Feed the Hungry" event at the Phoenix Rescue Mission during Thanksgiving and passed out personalized teddy bears during the holiday season at Phoenix Children's Hospital as part of the annual "Teddy Bear Express" program. In his first season with the Cardinals in 2009, Leach joined teammates and participated at the annual United Way Hometown Huddle event to assist with a beautification project at the Academia Del Pueblo Charter School in Phoenix while also hosting a kids camp for 100 children.



## COLLEGE:

A two-year starter at tight end and punter at William & Mary after transferring from Boston University when the school dropped its football program ... earned first-team Walter Camp All-America honors at TE as a senior in 1999 and led the Atlantic-10 Conference in punting as a junior and senior ... registered 106 career receptions for 1,181 yards with 12 TDs ... led his conference in receptions (33) among TEs as a senior ... earned second-team All-America (AP) and second-team All-Atlantic 10 honors as a junior ... also

set school single-season records for catches (58) by a TE and punting average (44.4 avg.) that season ... played 16 games in two years at Boston University after he redshirted at BU in 1995.

## PERSONAL:

First-team All-State selection at Jefferson Township (NJ) High School and graduated as the school's all-time leading scorer and rebounder in basketball ... received a degree in History from William & Mary ... Leach and his wife, Julie, have a son, Ryan Matthew, and a daughter, Madeline Rae, with a golden retriever, Snapper.

## LEACH CAREER STATS

Year	Team	GP/GS	STT
2000	Ten	15/0	1
2001	Ten	4/0	0
2002	Den	8/0	2
2003	Den	16/0	3
2004	Den	16/0	3
2005	Den	16/0	5
2006	Den	16/0	6
2007	Den	16/0	6
2008	Den	16/0	4
2009	Ariz	16/0	12
2010	Ariz	16/0	9
2011	Ariz	16/0	2
2012	Ariz	16/0	6
<b>Total</b>		<b>187/0</b>	<b>59</b>

### Additional Special Teams Statistics:

**Fumble Recoveries:** 1, vs. Philadelphia, 9/23/12.

## LEACH POSTSEASON STATS

Year	Team	GP/GS	STT
2000	Ten	1/0	2
2003	Den	1/0	0
2004	Den	1/0	1
2005	Den	2/0	0
2009	Ariz	2/0	0
<b>Total</b>		<b>7/0</b>	<b>3</b>

## CARDINALS VISIT RONALD MCDONALD HOUSE

Led by a group from the Cardinals Women's Club, Cardinals players, team mascot Big Red and Cardinals Cheerleaders visited the Ronald McDonald House in Phoenix for the "Light the House" party in December to help spread holiday cheer.

All of the houses were lit with holiday lights and the group from the Cardinals provided the families with dinner, drinks and dessert while also passing out stockings to the children. In addition to the wives of Cardinals coaches and front office staff, the players to appear included tackle Levi Brown and wife Lynnette, kicker Jay Feely and wife Rebecca, long snapper Mike Leach and wife Julie, and linebacker Sam Acho.

The Ronald McDonald House Charities of Phoenix provides a welcoming "home away from home" for children and their families who travel to Phoenix to receive treatment for serious, often life-threatening illnesses and injuries. They help lessen the burden by ensuring families have the stability they need to support their children by providing an atmosphere of comfort, hope and courage while also supporting programs that directly benefit children and their families in the community.





## RYAN LINDLEY

### 14 | QUARTERBACK

HT. 6-3 | WT. 232

COLLEGE  
San Diego State

HOMETOWN  
Alpine, CA

HOW ACQUIRED  
D6b/12 (185th)

CARDINALS | YEARS NFL  
2 | 2

DOB: June 22, 1989

### NOTECARDS

- Arizona's second selection in the sixth round (185th overall) of the 2012 NFL Draft, Lindley started four of the six games he appeared in during his rookie season.
- After earning a victory in the Week 15 matchup against the Lions, he became one of eight rookie QBs to win a game in the NFL in 2012.

### PRO CAREER:

Selected by the Cardinals in the sixth round (185th overall) of the 2012 NFL Draft and appeared in six games with four starts as a rookie.

**2012:** Played in six games and made four starts in his rookie season ... completed 89 of 171 passes for 752 yards ... served as the backup QB in eight games ... inactive vs. Sea (9/9) ... active as the backup QB but did not play in seven of the next eight games ... made his NFL debut when he came on in relief of John Skelton in the second quarter @ Atl (11/18); completed 9 of 20 passes for 64 yards ... made his first career NFL start and was 31-of-52 passing for 312 yards and four INTs vs. StL (11/25); was 16-of-19 for 179 yards on Cardinals three scoring drives; 312 yards was the highest passing yardage total by a Cardinals rookie QB making his first career start ... started for the second straight game and completed 10-of-31 passes for 72 yards @ NYJ (12/2) ... came on in relief of John Skelton in the third quarter and completed 8-of-17 passes for 59

yards @ Sea (12/9) ... earned his first career win as a starter, going 14-of-21 for 104 yards vs. Det (12/16); was one of four rookie QBs to win in Week 15 and became the eighth rookie QB to win a game in 2012 ... started and was 17-of-30 for 141 yards vs. Chi (12/23).

### COLLEGE:

Started all 49 games he appeared in, establishing school and Mountain West Conference all-time records for pass completions (961), pass attempts (1,732), passing yards (12,690), starts (49), total plays (1,822) and total offensive yards (12,415) ... his 90 TD passes also set an Aztec school record and rank second in Mountain West Conference history ... threw for over 3,000 yards and 20 TDs in each of his final three seasons ... 14 300-yard passing performances, four 400-yard efforts and one 500-yard contest ... a team captain, was named Offensive MVP after starting all 13 games as a senior in '11 ... 447 pass attempts ranked fourth on the

### CARDINALS IN THE COMMUNITY

As a rookie in 2012, quarterback **Ryan Lindley** made sure to make an impact in the community in his first season in Arizona.

He was a regular participant in the Cardinals and SRP "Milk and Cookies" program as well as coaching at Gatorade Jr. Training Camps and team kids camps. He also joined teammates and passed out personalized teddy bears at Phoenix Children's Hospital last December as part of the annual "Teddy Bear Express" program.

Along with Cardinals teammates, Lindley also visited the Phoenix Ronald McDonald House last December at the annual "Light the House" holiday party to help spread holiday cheer. The group provided the families at the house with dinner, drinks and dessert while also passing out stockings to the children.

This past offseason, Lindley joined teammate Antoine Cason and helped out at the annual ABC15 telethon benefiting Phoenix Children's Hospital. The players answered phones while also visiting with the kids and their parents.

Just prior to beginning his rookie season, Lindley joined teammates and President Michael Bidwill at the Salvation Army Kroc Community Center in May of 2012 for a ceremonial field groundbreaking on behalf of the NFL's Grassroots program.



school season-record list, his 3,153 passing yards ranked 10th, and his 23 TD passes tied for eighth ... second-team All-Mountain West selection and team co-Offensive Player of the Year as a junior in '10 after starting all 13 games for the Aztecs ... connected on 243-of-421 pass attempts (57.7%) for a career-high 3,830 yards that ranked third on the school season-record list and fourth in MWC annals ... registered 28 TD passes, the third-best single-season total in school history ... set the Aztec season record with 3,799 yards in total offense and led the MWC and ranked 14th nationally with a total offense average of 292.2 yards per game ... co-Offensive Player of the Year started all 12 games and ranked second in the conference and 19th in the nation in passing yards per game (254.5) as a sophomore in '09 ... 3,054 passing yards were the most ever by an Aztec sophomore and ranked 11th in school season history ... as a freshman in '08, was named the team's Offensive MVP after starting 11 contests ... completed 242 of 427 pass attempts for 2,653 yards, 16 TDs and nine INTs ... redshirted as a freshman in '07.

## PERSONAL:

Attended El Capitan (Lakeside, CA) High School where he lettered twice despite not suiting up until his junior campaign ... a two-time team captain, threw for 5,741 yards and 49 TDs during his career, including 2,220 yards and 14 TDs during his prep debut in 2005 ... as a senior, completed 235 of 385 passes (61%) for 3,521 yards and 35 TDs, earning 2006 CalHiSports second-team All-State and first-team All-CIF, All-Grossmont Valley League and All-Division III honors ... named Offensive Player of the Year by the San Diego Union-Tribune and the Breitbard Hall of Champions ... recipient of the Russ Saunders Award, given to the county's top senior student-athlete in football by the Hall of Champions ... helped lead the Vaqueros to the league title and an 11-1 record in 2006, the best performance in school history ... an Honor Roll student, he ranked in the top six percent of his class and garnered first-team All-Academic honors from the San Diego Union-Tribune during his junior and senior years at high school ... majored in Social Science Teaching.

## LINDLEY CAREER STATS

### Passing

Year	Team	GP/GS	Att	Cmp	Pct.	Yds	Yds/Att	TD	Int	LG	Sk	Yds	
												Lst	Rating
2012	Ariz	6/4	171	89	52.0	752	4.4	0	7	28	12	91	46.7
<b>Total</b>		<b>6/4</b>	<b>171</b>	<b>89</b>	<b>52.0</b>	<b>752</b>	<b>4.4</b>	<b>0</b>	<b>7</b>	<b>28</b>	<b>12</b>	<b>91</b>	<b>46.7</b>

### Rushing

Year	Team	Att	Yds	Avg	Lg	TD
2012	Ariz	4	7	1.8	8	0
<b>Total</b>		<b>4</b>	<b>7</b>	<b>1.8</b>	<b>8</b>	<b>0</b>

### Single Game Highs:

**Attempts:** 52, vs. St. Louis, 11/25/12; **Completions:** 31, vs. St. Louis, 11/25/12; **Yards:** 312, vs. St. Louis, 11/25/12; **Completion Pct:** 66.7, vs. Detroit, 12/16/12 (14 of 21); **Long Pass:** 28, vs. St. Louis, 11/25/12; **Interceptions:** 4, vs. St. Louis, 11/25/12.

## LINDLEY GAME-BY-GAME STATISTICS

### 2012

Date	Opp.	GP/GS	Att	Cmp	Pct	Yds	Yds/Att	TD	Int	Lg	Sk	Yds	
												Lst	Rating
Sept. 9	SEA	Inactive											
Sept. 16	@ NE	DNP											
Sept. 23	PHI	DNP											
Sept. 30	MIA	DNP											
Oct. 4	@ STL	DNP											
Oct. 14	BUF	Inactive											
Oct. 21	@ MIN	DNP											
Oct. 29	SF	DNP											
Nov. 4	@ GB	DNP											
Nov. 18	@ ATL	1/0	20	9	45.0	64	3.2	0	0	17	3	29	52.9
Nov. 25	STL	1/1	52	31	59.6	312	6.0	0	4	28	2	11	44.7
Dec. 2	@ NYJ	1/1	31	10	32.2	72	2.3	0	1	23	2	16	28.0
Dec. 9	@ SEA	1/0	17	8	47.1	59	3.5	0	0	18	2	13	55.8
Dec. 16	DET	1/1	21	14	66.7	104	5.0	0	1	25	1	7	58.4
Dec. 23	CHI	1/1	30	17	56.7	141	4.7	0	1	18	2	15	55.0
Dec. 30	@ SF	DNP											
<b>Total</b>		<b>6/4</b>	<b>171</b>	<b>89</b>	<b>52.0</b>	<b>752</b>	<b>4.4</b>	<b>0</b>	<b>7</b>	<b>28</b>	<b>12</b>	<b>91</b>	<b>46.7</b>





## RICKY LUMPKIN

### 95 | DEFENSIVE TACKLE

HT. 6-4 | WT. 306

HOW ACQUIRED  
FA-11

COLLEGE  
Kentucky

CARDINALS | YEARS NFL  
2 | 2

HOMETOWN  
Clarksville, TN

DOB: September 7, 1988

### PRO CAREER:

Signed by the Cardinals as a rookie free agent on 7/27/11 and released following training camp on 9/2/11. Re-signed to the Cardinals practice squad on 9/5/11. Was released from the practice squad on 11/1/11 and re-signed to the practice squad on 11/22/11. Signed a futures contract with the Cardinals on 1/5/12. Released on 8/31/12 and signed to practice squad on 9/3/12. Promoted to the active roster on 12/17/12 and re-signed to practice squad on 12/18/12. Signed a futures contract with the Cardinals on 1/11/13.

**2012:** Played in one game after spending the first 13 weeks of the season on the practice squad ... promoted to active roster on 12/15 ... made his NFL debut and had one solo tackle vs. Det (12/16) ... released on 12/17 and re-signed to practice squad on 12/18.

### COLLEGE:

Appeared in 44 career games with 29 starts for the Wildcats and finished his career with 82 tackles, three

sacks, 12.5 tackles for a loss and a fumble recovery ... started all 13 games as a senior, totaling 21 tackles, a sack and 5.5 tackles for a loss ... had his most productive season as a junior in '09 when he started all 13 games and had 26 tackles ... as a sophomore in '08, appeared in 11 games with two starts, totaling 17 tackles, a sack and 3.5 tackles for a loss despite battling a high ankle sprain ... appeared in seven games (one start) as a freshman in '07 and posted 18 tackles, two tackles for a loss and a sack despite missing six games due to a hip injury ... redshirted in 2006.

### PERSONAL:

Attended Kenwood (Clarksville, TN) High School where he was named "Mr. Football" for Class AAAA in Tennessee after a senior season that saw him post 101 tackles, 35 tackles for a loss, 10 sacks, four forced fumbles, a fumble recovery and five passes defended ... also earned All-State and All-Middle Tennessee honors ... two-time all-region and all-area selection ... majored in Communications and Leadership Development.

### LUMPKIN CAREER STATS

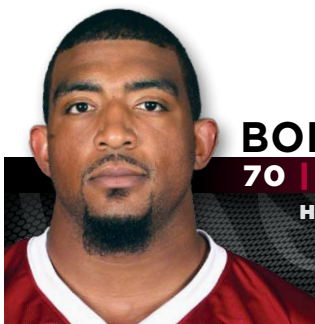
Year	Team	GP/GS	Tackles			Sacks		Interceptions					FR	FF	STT
			Solo	Asst	Ttl	Sk	Yds	Int	Yds	Lq	TD	PD			
2012	Ariz	1/0	1	0	1	0.0	0	0	0	0	0	0	0	0	0
<b>Total</b>		<b>1/0</b>	<b>1</b>	<b>0</b>	<b>1</b>	<b>0.0</b>	<b>0</b>	<b>0</b>	<b>0</b>	<b>0</b>	<b>0</b>	<b>0</b>	<b>0</b>	<b>0</b>	<b>0</b>

### CARDINALS PLAYERS AND NICOLE BIDWILL VISIT STEELE CHILDREN'S RESEARCH CENTER IN TUCSON

Arizona Cardinals safety Justin Bethel and cornerback Jamell Fleming joined Nicole Bidwill, team mascot Big Red and Cardinals Cheerleaders in visiting Steele Children's Research Center at Tucson's University of Arizona Medical Center in March.

The players joined Bidwill and her therapy St. Bernard, Barney, to visit children waiting for cancer treatments and then visited with children in the neurology area and diabetes clinic. The Cardinals group also signed autographs and posed for pictures with the kids at the hospital.





# BOBBY MASSIE

70 | TACKLE

HT. 6-6 | WT. 316

COLLEGE  
Mississippi

HOMETOWN  
Lynchburg, VA

HOW ACQUIRED  
D4/12 (112th)

CARDINALS | YEARS NFL

2 | 2

DOB: August 1, 1989

## NOTECARDS

- The Cardinals fourth round selection in the 2012 NFL Draft (112th overall), Massie became the highest Ole Miss player drafted by the Cardinals since the team selected DE Freddie Joe Nunn with the 18th overall pick in 1985.
- Started all 16 games at RT in 2012; one of three rookies to appear in 16 games for the Cardinals last season (WR Michael Floyd and S Justin Bethel) and was the only one to start every contest.
- One of six offensive linemen in the NFL that started all 16 games as rookies in '12, joining Matt Kalil (Minnesota, 1st round), Kevin Zeitler (Cincinnati, 1st round), Mitchell Schwartz (Cleveland, 2nd round), Jonathan Martin (Miami, 2nd round) and Kelechi Osemele (Baltimore, 2nd round).
- Was the first offensive tackle selected out of Ole Miss since the Baltimore Ravens took Michael Oher in the first round (23rd overall) of the 2009 NFL Draft.

## PRO CAREER:

Selected by the Cardinals in the fourth round (112th overall) of the 2012 NFL Draft and was the only rookie to start all 16 games for Arizona.

**2012:** Started all 16 games at RT in his rookie season ... was the only Cardinals rookie to start every game and was one of just six rookie offensive linemen in the NFL to start all 16 games as a rookie ... started at RT in his first career NFL game vs. Sea (9/9); helped limit the Seahawks to just one sack in 37 pass plays ... helped the Cardinals run for 102 yards and a TD on 32 carries @ NE (9/16) ... helped Cardinals rush for a season-high 182 yards on 30 carries vs. Buf (10/14) ... helped lead the way as LaRod Stephens-Howling ran for 104 yards and a TD on 20 carries @ Min (10/21); marked the first career 100-yard rushing performance for Stephens-Howling ... helped block for Stephens-Howling as he ran for a career-high 127 yards and a TD on 22 carries @ Atl (11/18) ... blocked as Beanie Wells tied a career high with three rushing TDs vs. Det (12/16).

## COLLEGE:

Appeared in 37 games at Ole Miss, starting the final 29 contests at RT ... played three years at Mississippi after attending Hargrave Military Academy following his senior year of high school ... a two-time All-SEC selection, never allowed a QB sack while playing with the first unit o-line and finished his career with 239 knockdown blocks and 29 TD-resulting blocks ... played in every game in three seasons, starting the last 29 games at RT ... helped lead the way for 14 individual 100-yard rushing performances and two 200-yard performances ... as a junior in '11, earned third-team All-SEC honors from the league's coaches and was named

first-team All-SEC by the NFL Draft Report after starting all 12 games at RT ... all of the Rebels' 12 TD runs came via rush lanes cleared out by the junior ... recorded 102 knockdowns, the most by any offensive tackle in the league ... as a sophomore in '10, garnered second-team All-SEC honors from The NFL Draft Report as he started all 12 games at RT ... did not allow a sack, leading a front wall that paced the league and ranked 22nd in the nation for fewest sacks allowed (14) ... following a year at the Hargrave Military Academy, joined the Ole Miss program and played in all 13 games as a freshman in '09 ... took over as the starter at RT for the final five contests ... before he was inserted into the lineup, the Rebels ran for 10 TDs in eight games, but once he took over on the right side, the ground attack scored 12 times in five contests ... attended Hargrave (Chatham, VA) Military Academy following high school, where he was rated the top prep player in the nation.

## PERSONAL:

Attended Liberty Christian (Lynchburg, VA) Academy and was an All-State and All-Virginia Independent first-team selection as an offensive tackle and nose guard ... helped guide the team to a 10-1 record and the league title as a junior, producing 35 tackles with six sacks, a forced fumble and a fumble recovery for a defensive unit that allowed only 88 points for the season ... as a senior, led a strong defensive effort as the Bulldogs yielded only 117 points en route to capturing their second league title, ranking 20th in the state while compiling a 13-0 record ... posted 21 tackles with four sacks and also picked off a pass ... at the conclusion of his high school eligibility, participated in the Offense-Defense All-America Bowl ... Liberal Arts Major.

## MASSIE CAREER STATS

Year	Team	GP/GS
2012	Ariz	16/16
<b>Total</b>		<b>16/16</b>



## TYRANN MATHIEU

**32 | SAFETY**

**HT. 5-9 | WT. 186**

**DOB: May 13, 1992**

**COLLEGE**  
Louisiana State

**HOMETOWN**  
New Orleans, LA



**ROUND 3**  
69th Overall

### NOTE CARDS

- In two seasons with LSU, Mathieu became one of the most electrifying playmakers in college football. He recorded eight fumble recoveries (two returned for TDs), 11 forced fumbles, four INTs, 16 tackles for loss, 16 passes defended and six sacks, while also returning 27 punts for 421 yards (15.6 avg.) and two TDs.
- Despite playing just two seasons, his 11 forced fumbles established an LSU career record and tied the SEC all-time mark. In all, Mathieu created a total of 14 turnovers (8 FR, 4 INT, 2 FF) and scored four TDs (2 punt returns, 2 fumble returns).
- Had an outstanding sophomore campaign in 2011 when he was a Heisman Trophy finalist, recipient of the Bednarik Award as the nation's top defensive player and unanimous first-team All-American. He was the first DB invited to the Heisman Trophy ceremony in New York since Michigan's Charles Woodson won the award in 1997.
- Among his 14 starts at LSU were 10 at cornerback, three at nickel back and one at free safety.
- In Arizona, will play on a defensive unit that features former LSU teammates CB Patrick Peterson and LB Kevin Minter.

### COLLEGE CAREER:

Appeared in 26 games with 14 starts at LSU, totaling 133 tackles, six sacks, 16 tackles for loss and four QB pressures ... recorded nine passes defended, four INTs, eight fumble recoveries and established a school career-record and tied the SEC all-time mark with 11 forced fumbles ... served as the team's punt returner in 2011, totaling 27 returns for 421 yards and two TDs.

**2012:** A consensus All-American and unanimous All-SEC first-team preseason selection, Mathieu was dismissed from the team on 8/10 during fall camp.

**2011:** Garnered numerous postseason honors following his sophomore season, including the Bednarik Award as the nation's top defensive player ... a Heisman Trophy finalist, Mathieu was the first LSU Heisman finalist invited to New York since Charles Alexander in 1977; was also the first defensive back invited to the Heisman Trophy ceremony since Michigan's Charles Woodson won the award in 1997 ... started all 13 games he appeared in and was a unanimous All-American first-team choice after posting 76 tackles, 1.5 sacks, 7.5 tackles for loss and three QB pressures ... named a team captain ... ranked sixth in the nation with six forced fumbles and third with five fumble recoveries, two of which he returned for TDs ... gained 16 yards on two INTs and added nine passes defended ... ranked second in the SEC and fourth in the nation as he returned 27 punts for 421 yards (15.6 avg.) and two TDs ... named the SEC Championship game MVP vs. Georgia after he returned a punt 62 yards for a TD; finished with 119 return yards, posted four solo tackles and a fumble recovery; became just the second player to return a punt for a TD in the game's history and the first defensive player to win the MVP award since 1994

... received the Walter Camp National Defensive Player of the Week and SEC Defensive Player of the Week honors after he posted eight solo tackles, two forced fumbles and one fumble recovery vs. Arkansas in his first career start at safety; also returned a punt 92 yards for a TD vs. the Razorbacks, which equaled the third-longest punt return in school history ... picked up where he left off in 2010 by recording a career-high and team-leading 10 tackles in the season opener vs. Oregon and also forced a fumble on a punt that he returned for his first career TD; earned SEC Defensive Player of the Week and Thorpe Award Defensive Back of the Week honors after his performance, which also included two passes defended.

**2010:** Named the 2011 Cotton Bowl Defensive Most Outstanding Player, Mathieu added first-team freshman All-America honors from the Football Writers Association and was selected to the SEC All-Freshman team by the league's coaches ... serving as a reserve CB behind All-American Patrick Peterson on the right side and as the nickel back, he played in all 13 games as a true freshman with one start at left CB vs. Louisiana-Monroe ... ranked first in the SEC and fifth nationally with five forced fumbles and tied for first in the conference with three fumble recoveries ... led the team with seven passes defended and was fourth on the Tigers squad with 57 tackles, while adding 8.5 tackles for loss, 4.5 sacks and two INTs ... earned Cotton Bowl Defensive Most Outstanding Player award after recording seven tackles, one tackle for loss, two forced fumbles, one fumble recovery, an INT, a sack and one pass defended ... had an outstanding effort in his first game as a Tiger as he delivered nine tackles, 1.5 tackles for loss, a sack and a forced fumble in the opener vs. North Carolina.

## PERSONAL:

Name pronounced "TY-run" "Matthew" ... attended St. Augustine (New Orleans, La.) High School, where he was regarded as one of the premier DB prospects in the state ... rated as the 13th-best CB in the nation by Rivals.com, Mathieu was named to the New Orleans Times-Picayune 2010 Blue-Chip List, the Baton Rouge

Advocate Super Dozen and the Mobile Press Register Super Southeast 120 as a senior ... also received Super Prep All-America honors after he recorded 32 tackles, five INTs, a sack and a fumble recovery as a senior ... concluded his prep career participating in the inaugural Team USA vs. The World game ... Sports Administration major.

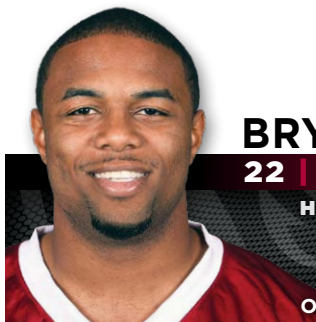
## MATHIEU COLLEGE STATS

Year	GP/GS	Tackles			Sacks		Interceptions					FR	FF	STT
		Solo	Asst	Ttl	Sk	Yds	Int	Yds	Lg	TD	PD			
2010	13/1	34	23	57	4.5	38	2	0	0	0	7	3	5	0
2011	13/13	59	17	76	1.5	10	2	16	16	0	9	5	6	0
<b>Total</b>	<b>26/14</b>	<b>93</b>	<b>40</b>	<b>133</b>	<b>6.0</b>	<b>48</b>	<b>4</b>	<b>16</b>	<b>16</b>	<b>0</b>	<b>16</b>	<b>8</b>	<b>11</b>	<b>0</b>

Year	Punt Returns				Lg	TD
	No	Yds	Avg	Yds		
2011	27	421	15.6	92t	2	
<b>Total</b>	<b>27</b>	<b>421</b>	<b>15.6</b>	<b>92t</b>	<b>2</b>	

### Additional Statistics:

**Touchdowns:** Fumble Recoveries: three-yard return vs. Oregon, 9/13/11; 23-yard return vs. Kentucky, 10/1/11; **Punt Returns:** 92-yard return vs. Arkansas, 11/25/11; 62-yard return vs. Georgia, 12/3/11.



## BRYAN McCANN

22 | CORNERBACK

HT. 5-11 | WT. 185

COLLEGE  
SMU

HOMETOWN  
Oklahoma City, OK

HOW ACQUIRED  
FA-13

CARDINALS | YEARS NFL  
1 | 4

DOB: September 29, 1987

## NOTE CARDS

- Signed a one-year contract with the Cardinals on 4/4/13 as a free agent. Played in eight games with the Dolphins in 2012.
- As a rookie with the Cowboys in 2010, had a 101-yard INT return for a TD and a 97-yard punt return for a TD in consecutive games (11/14 @ NYG and 11/21 vs. Det), marking the longest INT return and the second-longest punt return in Cowboys history.
- Earned NFC Defensive Player of the Week honors after the 101-yard INT return against the Giants, and was named NFC Special Teams Player of the Week for the 97-yard punt return against the Lions.

## PRO CAREER:

Originally signed with the Dallas Cowboys as a rookie free agent on 4/30/10. Waived by Dallas on 9/4/10 and claimed off waivers by the Baltimore Ravens on 9/5/10. Released by Baltimore on 9/15/10 and signed to Cowboys practice squad on 9/18/10. Promoted to active roster on 11/4/10. Released by Cowboys on 9/20/11. Re-signed by the Ravens on 10/4/11 and released on 11/6/11. Signed by Oakland Raiders on 11/17/11. Released by Oakland on 9/1/12 and signed with Miami Dolphins on 11/6/12. Signed a one-year contract with the Cardinals on 4/4/13.

**2012:** Played in eight games with the Dolphins and totaled 10 tackles, a sack, and one

pass defended ... released by the Raiders on 9/1 and signed with the Dolphins on 11/6 ... made his Miami debut in a reserve role vs. Ten (11/11) ... had two tackles and one pass defended vs. Jax (12/16) ... recorded four tackles vs. Buf (12/23) ... matched his season high with four tackles and registered his first career sack in season finale @ NE (12/30), taking down Tom Brady for an eight-yard loss.

**2011:** Spent time with Dallas, Baltimore, and Oakland, playing in 12 combined games and totaling four tackles and one pass defended ... also had 16 kickoff returns for 440 yards and five punt returns for 42 yards ... began the season with the Cowboys, playing in two games ... had a pass





defensed @ NYJ (9/11) ... released by Dallas on 9/20 and signed with Ravens on 10/4 ... played in three games with Baltimore ... made his Ravens debut vs. Hou (10/16), returning two kickoffs for 53 yards ... assisted on one tackle @ Jax (10/24) ... released on 11/6 ... signed with Oakland on 11/17 and played in the final seven games of the season ... made Raiders debut @ Min (11/20) ... collected two tackles @ Mia (12/4) ... set a career high with 149 yards on three kickoff returns, including a career-long 91-yard return to open the game and set up a FG @ KC (12/24) ... had one tackle in the season finale vs. SD (1/1/12).

**2010:** Played in nine games with the Cowboys and collected 15 tackles, one pass defensed, and one INT that he returned for a TD ... also had eight punt returns for 165 yards and a TD and returned 23 kickoffs for 507 yards ... after being waived by the Cowboys on 9/4, was claimed by the Ravens on 9/5 ... inactive @ NYJ (9/13) ... released by Baltimore on 9/15 and signed to Cowboys practice squad on 9/18 ... promoted to Dallas' active roster on 11/4 ... made NFL debut and recorded first career tackle @ GB (11/7); also set career high with five kick returns for 139 yards ... in second career game, returned his first career INT 101 yards for a TD @ NYG (11/14); set Cowboys franchise record for longest INT return and became just the second rookie in the Super Bowl era with a 100-yard INT return for a TD (Louis Delmas, Detroit, 12/20/09); also had a career-high five tackles; earned NFC Defensive Player of the Week honors ... scored a TD for the second straight game vs. Det (11/21), returning a punt 97 yards for a score; marked the second-

longest punt return in franchise history; named NFC Special Teams Player of the Week ... tied a career high with five tackles @ Ind (12/5) ... returned four kickoffs for 89 yards and two punts for 54 yards vs. Was (12/19).

## COLLEGE:

Played in 48 games at SMU and totaled 186 tackles and 11 INTs ... had 54 tackles, three INTs, 13 passes defensed, two forced fumbles, and one fumble recovery as a senior in '09 ... also returned two blocked kicks for TDs and had 34 kickoff returns for 824 yards ... started 11 games and collected 35 tackles, three INTs, a sack, and one forced fumble as a junior ... started all 12 games in '07, playing cornerback and safety ... recorded 59 tackles, seven passes defensed, and four INTs ... was an All-Freshman Conference USA pick in '06 and co-winner of the James Bradley "New Mustang" award for consistent play ... played in 11 games and started three of the last four, totaling 38 tackles, four passes defensed, one INT, one forced fumble, and one fumble recovery.

## PERSONAL:

Attended Putnam City (Oklahoma City, OK) High School where he led the team to a 10-2 record and an appearance in the state quarterfinals ... rated the 20th best player in Oklahoma by Rivals.com and 25th by The Daily Oklahoman ... played only three games as a senior after suffering a broken leg, but still had six TDs, one INT, and one fumble recovery ... also lettered in basketball and track ... majored in Economics.

## McCANN CAREER STATS

Year	Team	GP/GS	Tackles			Sacks		Interceptions					FR	FF	STT
			Solo	Asst	Ttl	Sk	Yds	Int	Yds	Lg	TD	PD			
2010	Dal	9/0	14	1	15	0.0	0	1	101	101t	1	1	0	0	3
2011	Dal/Bal/Oak	12/0	2	2	4	0.0	0	0	0	0	0	1	0	0	4
2012	Mia	8/0	10	0	10	1.0	8	0	0	0	0	1	0	0	0
<b>Total</b>		<b>29/0</b>	<b>26</b>	<b>3</b>	<b>29</b>	<b>1.0</b>	<b>8</b>	<b>1</b>	<b>101</b>	<b>101t</b>	<b>1</b>	<b>3</b>	<b>0</b>	<b>0</b>	<b>7</b>

### Single Game Highs:

**Total Tackles:** 5, twice, last @ Indianapolis, 12/5/10; **Solo Tackles:** 5, twice, last @ Indianapolis, 12/5/10; **Sacks:** 1, @ New England, 12/30/12; **Interceptions:** 1, @ NY Giants, 11/14/10; **Passes Defensed:** 1, three times, last vs. Jacksonville, 12/16/12; **Punt Returns:** 3, @ Arizona, 12/25/10; **Punt Return Yards:** 97, vs. Detroit, 11/21/10; **Long Punt Return:** 97t, vs. Detroit, 11/21/10; **Punt Return TDs:** 1, vs. Detroit, 11/21/10; **Kickoff Returns:** 5, @ Green Bay, 11/7/10; **Kickoff Return Yards:** 149, @ Kansas City, 12/24/11; **Long Kickoff Return:** 91, @ Kansas City, 12/24/11.

Year	Team	Att	Punt Returns					Kickoff Returns				
			Yds	Avg	Lg	FC	TD	No	Yds	Avg	Lg	TD
2010	Dal	8	165	20.6	97t	10	1	23	507	22.0	38	0
2011	Dal/Bal/Oak	5	42	8.4	17	1	0	16	440	27.5	91	0
2012	Mia	0	0	0.0	0	0	0	0	0	0.0	0	0
<b>Total</b>		<b>13</b>	<b>207</b>	<b>15.9</b>	<b>97t</b>	<b>11</b>	<b>1</b>	<b>39</b>	<b>947</b>	<b>24.3</b>	<b>91</b>	<b>0</b>



# RASHARD MENDENHALL

## 28 | RUNNING BACK

HT. 5-10 | WT. 225

COLLEGE  
Illinois

HOMETOWN  
Skokie, IL

HOW ACQUIRED  
UFA-13 (Steelers)

CARDINALS | YEARS NFL

1 | 6

DOB: June 19, 1987

### NOTECARDS

- Signed a one-year contract with the Cardinals on 3/13/13 as an unrestricted free agent after five seasons with Pittsburgh.
- In five seasons with the Steelers, started 48 of 57 games played in the regular season and totaled 3,549 yards and 29 TDs on 864 rushing attempts while adding 77 receptions for 661 yards and two TDs. In three postseason starts, totaled 230 yards and four TDs on 61 rushing attempts.
- His 29 rushing TDs rank fifth in Steelers history behind only Franco Harris (91), Jerome Bettis (78), Kordell Stewart (35) and Terry Bradshaw (31).
- Twice named AFC Offensive Player of the Week. In his second career start, piled up 165 rushing yards and two TDs on 29 attempts vs. San Diego in Week 4 of the 2009 season. In Week 6 of the 2011 season vs. Jacksonville, totaled a season-high 146 yards and a TD on 23 carries.
- Has rushed for 100+ yards in a game nine times (8 regular season, 1 postseason) and scored multiple TDs in a game six times (5 regular season, 1 postseason).
- His 1,440 total yards in 2010 (1,273 rushing, 167 receiving) rank as the ninth-best single season total in Pittsburgh annals.
- The Steelers first-round selection in the 2008 NFL Draft and the 23rd overall pick; was the first running back selected by Pittsburgh in the first round of the NFL Draft since the team selected Tim Worley in 1989 (7th overall).
- Signing with Arizona, Mendenhall reunites with Bruce Arians, who served as the Steelers offensive coordinator during Mendenhall's first four seasons.
- Writes a blog for the Huffington Post website.

### PRO CAREER:

Originally entered the league as the Steelers first round selection (23rd overall) in the 2008 NFL Draft. Played five seasons in Pittsburgh before agreeing to a one-year contract with the Cardinals on 3/13/13 as an unrestricted free agent.

**2012:** Started four of the six games he appeared in, rushing for 182 yards on 51 attempts and adding nine receptions for 62 yards and a TD ... inactive for the first three games of the season (@ Den, vs. NYJ, @ Oak) while still recovering from the injury that ended his 2011 season ... made his 45th career start vs. Phi (10/7) and totaled a game-high 68 yards on 13 carries and hauled in his second career receiving TD on a 13-yard reception ... started the following week @ Ten (10/11) but left the game in the third quarter with a sore left Achilles and did not return ... inactive (Achilles) for the next four contests ... returned to the starting lineup after missing the previous four games and totaled 33 rushing yards and 17 receiving yards vs. Bal (11/18) ... inactive for the next two games (at Bal, vs. SD) ... served one-game team suspension @ Dal (12/16) ... led the team with 50 rushing yards, including a season-long 20-yard run vs. Cin (12/23).

**2011:** Started 15 regular season games and led the team in rushing attempts (228), rushing yards (928) and rushing TDs (9) ... moved into ninth place for the most rushing yards in team history and moved into fifth place on the team's career list for rushing TDs (29) ... added 18 receptions for 154 yards ... placed on injured reserve on 1/3/12 (knee) and missed the lone postseason contest ... posted a game-high 66 yards and a TD on 19 attempts vs. Sea (9/18); TD gave him a rushing TD in seven straight games against opponents from the NFC ... snapped a streak of 39 consecutive games played (including postseason) by sitting out the game vs. Ten (10/9) with a hamstring injury ... posted a big game in his return from injury, earning AFC Offensive Player of the Week for the second time in his career after totaling a season-high 146 yards and a TD on 23 carries vs. Jax (10/16); 146 yards marked the fourth-highest single game rushing total of his career (151, 156, 165); averaged 6.3 yards per carry; totaled 113 rushing yards in the first half, marking the first time he surpassed 100 yards in the first half in his career and it was the first time a Steelers running back eclipsed 100 rushing yards in the first half of a regular-season game since Willie Parker on 12/7/06 vs. Cleveland (114 yards) ... recorded his fourth career multi-TD performance



with two rushing TDs @ Cin (11/13); two rushing TDs gave him 26 for his career, tying John Henry Johnson and Barry Foster for the fifth-best total in franchise history; also added one reception for 26 yards ... with 57 rushing yards @ KC (11/27), became just the 12th player in franchise history to surpass 3,000 career rushing yards ... made his 40th career start and totaled 60 rushing yards and two rushing TDs on 16 attempts vs. Cin (12/4); marked his fifth career multi-TD performance in the regular season; both TDs came in the first half, the first time in his career he accomplished that feat ... recorded 116 rushing yards and a TD vs. StL (12/24), marking his eighth career 100-yard rushing game during the regular season and second of '11; also recorded a career-long 35-yard reception ... registered 38 rushing yards on eight carries in the regular season finale @ Cle (1/1/12), before leaving the game with a knee injury; with 3,367 career rushing yards, passed Walter Abercrombie (3,343) for the ninth-most rushing yards in team history ... placed on injured reserve (knee) on 1/3/12, forcing him to miss the Wild Card matchup vs. Den (1/7/12).

**2010:** Started all 16 regular season games and all three postseason games in his third season ... led the team in scoring in both the regular season (78 points) and postseason (24 points) ... surpassed 1,000 rushing yards for the second consecutive season, establishing career highs for rushing attempts (324), yards (1,273) and TDs (13), which put him in the top 10 for each category in Steelers history ... posted three 100-yard games in the regular season and also caught 23 passes for 167 yards ... during the postseason, led the team with 61 carries for 230 yards and four TDs, while adding four receptions for 52 yards ... had his first career postseason 100-yard rushing game in the AFC Championship Game vs. the N.Y. Jets ... totaled 120 yards and a TD on 22 carries vs. Atl (9/12), including a game-winning 50-yard TD run in overtime; 50-yard TD run marked the longest TD run in OT since the 1998 season, when Garrison Hearst scored on a 96-yarder vs. the NY Jets on 9/6/98 ... posted his second 100-yard rushing performance in three games after piling up 143 yards and a TD on 19 attempts (7.5 avg.) @ TB (9/26) ... recorded his second career multi-TD performance with two TDs vs. Bal (10/3) ... with a two-yard TD run in the fourth quarter vs. Cle (10/17), hit six consecutive home games with at least one rushing TD, dating back to the '09 season ... finished with a game-high 71 yards rushing and a TD on 15 carries (4.7 avg.) @ NO (10/31), with the TD coming on a 38-yard run in the fourth quarter ... posted a game-high 99 yards and a TD on 22 attempts (4.5 avg.) @ Cin (11/8); TD was his seventh of the season, tying a career-high (2009) ... established a new career mark with his eighth rushing TD of the season vs. Oak (11/21); TD came on a five-yard run in the second quarter ... totaled a season-high 151 rushing yards on a career-best 36 attempts @ Buf (11/28); also added a one-yard TD in the first quarter; his 151 yards marked the third-highest of his career, and the 36 attempts bested his previous high of 29; the 36 attempts were the most by

a Steeler since RB Willie Parker had 37 in Week 17 in 2006; marked his third 100-yard rushing game of the season and the sixth of his career ... with 45 rushing yards @ Bal (12/5), surpassed 1,000 yards on the season, his second straight 1,000-yard campaign after totaling 1,108 yards in '09 ... posted a game-high 99 rushing yards and a TD on 17 carries vs. NYJ (12/19); scored from two yards out in the third quarter, marking his 10th rushing TD of the season; became just the fifth Steelers running back to have 10-plus rushing TDs in a single season; surpassed his career high for rushing yards in a single season ... scored on a 35-yard run on the Steelers first offensive play of the game vs. Car (12/23), en route to 65 rushing yards on the day ... recorded his second multi-TD outing of the season, and third of his career, with two rushing TDs in the regular season finale @ Cle (1/2/11); gave him 13 rushing TDs on the season, the most for a Steelers RB since Willie Parker had 13 in 2006; 13 rushing TDs tied for the second-best single-season total in franchise history (14, Franco Harris, 1976) ... in his first career postseason game, finished with 46 yards rushing and scored two rushing TDs in the Divisional matchup vs. Bal (1/15/11); first career postseason TD came on a one-yard run in the first quarter and second TD proved the game winner with just 1:33 remaining in the game ... posted his first career 100-yard rushing performance in the postseason with 121 yards and a TD on 27 attempts in the AFC Championship Game vs. NYJ (1/23/11); 121 yards ranked as the sixth-most in team postseason history; scored a one-yard rushing TD on the Steelers first drive of the game, his third TD in two postseason games; had a career postseason-long 35-yard run in the second quarter ... started and totaled a game-high 63 rushing yards, including an eight-yard TD in the third quarter, in Super Bowl XLV vs. GB (2/6/11).

**2009:** Appeared in all 16 games with 12 starts and totaled 1,108 rushing yards and seven TDs on 242 attempts, averaging a career-high 4.6 yards per attempt ... also added 25 receptions for 261 yards and a TD ... became one of just seven RBs in team history to rush for more than 1,000 yards in a season ... in just his second career start, earned AFC Offensive Player of the Week honors after piling up 165 rushing yards and two TDs on 29 attempts vs. SD (10/4); marked the first 100+ yard game of his career ... in his fifth consecutive start, rushed 22 times for 155 yards (7.0 avg.) @ Den (11/9) ... totaled 80 yards rushing and caught four passes for 36 yards, including his first career TD reception @ KC (11/22) ... rushed 20 times for 103 yards (5.2 avg.), including a season long 60-yard TD run in the first quarter vs. Oak (12/6); marked his third career 100-yard rushing game ... caught six passes for a career-best 73 yards vs. GB (12/20) ... made his 12th consecutive start and rushed for 36 yards and a TD vs. Bal (12/27); eclipsed 1,000 yards rushing on the season for the first time in his career ... totaled 94 yards on 20 attempts (4.7 avg.) in the season finale @ Mia (1/3/10).

**2008:** As a rookie, appeared in four regular season games, with one start, before suffering a season-ending shoulder injury in Week 4 vs. Balti-

more ... totaled 19 carries for 58 yards and caught two passes for 17 yards on the season ... also returned six kickoffs for 115 yards ... made his NFL debut as the backup to Willie Parker and rushed 10 times for 28 yards vs. Hou (9/7); also served as the team's primary kickoff returner and had two returns for 46 yards, with a long of 27 ... returned two kicks for 21 yards @ Cle (9/14) ... recorded his first career reception for 11 yards in the fourth quarter and returned two kickoffs for 48 yards @ Phi (9/21) ... made his first career start and rushed nine times for 30 yards and caught one pass for six yards vs. Bal (9/29); left the game in the third quarter with a shoulder injury ... placed on injured reserve (shoulder) on 10/1.

## COLLEGE:

In three seasons with the Illini, gained 2,539 rushing yards, which ranked seventh in school history ... ran for over 100 yards nine times during his career (team compiled a 7-2 record in those contests), tying him for third in school history and his eight 100-yard rushing games in 2007 established an Illinois single-season mark ... as a junior in 2007, established school single-season records with 1,681 rushing yards, 17 rushing TDs and 1,999 all-purpose yards on his way to being named third-team All-America by the NFL Draft Report ... unanimous All-Big Ten Conference first-team choice and named Big Ten Offensive Player of the Year by the league's coaches and media ... recipient of the Chicago Tribune Silver Football ... Doak Walker Award and Maxwell Award semi-finalist ... started all 13 games that season, carrying

262 times ... also finished second on the squad with 34 receptions for 318 yards (9.4 avg.) and two TDs, as he scored 114 points and recorded two solo tackles ... as a sophomore in 2006, earned CoSIDA/ESPN Academic All-District and Academic All-Big Ten Conference honors ... had a league-best 8.2 yards per carry for the season and finished second on the team with 78 attempts for 640 yards and five TDs ... caught 12 passes for 164 yards (13.7 avg.) and a TD ... as a true freshman in 2005, appeared in 10 games, gaining 218 yards on 48 carries (4.5 avg.) while adding 13 receptions for 82 yards (6.3 avg.) and two TDs.

## PERSONAL:

Attended Niles West (Skokie, IL) High School, where he was a three-time All-Central Suburban Conference selection for football and two-time pick for track ... rated the premier recruit in the state of Illinois by Scout.com, was rated 17th among national recruits by the Atlanta Journal-Constitution and was selected as the top recruit in the state of Illinois by the Chicago Sun-Times ... participated in the fifth annual U.S. Army All-American Bowl ... earned All-State honors as a junior in both football and track, in addition to earning all-area honors for both sports as a sophomore and during his junior year for football ... averaged 9.1 yards per carry as a senior, rushing for 1,453 yards 14 TDs ... as a junior, gained 1,832 yards and 19 TDs, averaging 11.6 yards per carry and recorded 1,300 yards and 21 scores as a sophomore ... had over 1,000 career receiving yards and 13 TD catches ... Community Recreation major.

## MENDENHALL CAREER STATS

Year	Team	Rushing						Receiving				
		GP/GS	Att	Yds	Avg	Lg	TD	No	Yds	Avg	Lg	TD
2008	Pit	4/1	19	58	3.1	12	0	2	17	8.5	11	0
2009	Pit	16/12	242	1,108	4.6	60t	7	25	261	10.4	26	1
2010	Pit	16/16	324	1,273	3.9	50t	13	23	167	7.3	24	0
2011	Pit	15/15	228	928	4.1	68	9	18	154	8.6	35	0
2012	Pit	6/4	51	182	3.6	20	0	9	62	6.9	15	1
<b>Total</b>		<b>57/48</b>	<b>864</b>	<b>3,549</b>	<b>4.1</b>	<b>68</b>	<b>29</b>	<b>77</b>	<b>661</b>	<b>8.6</b>	<b>35</b>	<b>2</b>

### Single Game Highs:

**Rushing Yards:** 165, vs. San Diego, 10/4/09; **Rushing Attempts:** 36, @ Buffalo, 11/28/10; **Long Run:** 68, vs. Jacksonville, 10/16/11; **Rushing TDs:** 2, five times, last vs. Cincinnati, 12/4/11; **Receptions:** 6, vs. Green Bay, 12/20/09; **Receiving Yards:** 73, vs. Green Bay, 12/20/09; **Long Reception:** 35, vs. St. Louis, 12/24/11; **Receiving TDs:** 1, twice, last vs. Philadelphia, 10/07/12.

### Additional Stats:

**Kickoff Returns:** Career: 7-123; **2009:** 1-8; **2008:** 6-115

## MENDENHALL POSTSEASON STATS

Year	Team	Rushing						Receiving					
		GP/GS	Att	Yds	Avg	Lg	TD	No	Yds	Avg	Lg	TD	
2008	Pit	Injured Reserve - Shoulder											
2010	Pit	3/3	61	230	3.8	35	4	4	52	13.0	18	0	
2011	Pit	Injured Reserve - Knee											
<b>Total</b>		<b>3/3</b>	<b>61</b>	<b>230</b>	<b>3.8</b>	<b>35</b>	<b>4</b>	<b>4</b>	<b>52</b>	<b>13.0</b>	<b>18</b>	<b>0</b>	

### Postseason Single Game Highs:

**Rushing Yards:** 121, vs. NY Jets, 1/23/11; **Rushing Attempts:** 27, vs. NY Jets, 1/23/11; **Long Run:** 35, vs. NY Jets, 1/23/11; **Rushing TDs:** 2, vs. Baltimore, 1/15/11; **Receptions:** 2, vs. NY Jets, 1/23/11; **Receiving Yards:** 32, vs. NY Jets, 1/23/11; **Long Reception:** 18, vs. NY Jets, 1/23/11.





## 2012 MENDENHALL GAME-BY-GAME STATISTICS

Date	Opp	GP/GS	Att	Rushing				Receiving				
				Yds	Avg	Lg	TD	No	Yds	Avg	Lg	TD
Sept. 9	@ Den		Inactive - Knee									
Sept. 16	NYJ		Inactive - Knee									
Sept. 23	@ Oak		Inactive - Knee									
Oct. 7	PHI	1/1	13	68	5.2	17	0	3	33	11.0	15	1
Oct. 11	@ Ten	1/1	6	6	1.0	5	0	1	11	11.0	11	0
Oct. 21	@ Cin		Inactive - Achilles									
Oct. 28	WAS		Inactive - Achilles									
Nov. 4	@ NYG		Inactive - Achilles									
Nov. 12	KC		Inactive - Achilles									
Nov. 18	BAL	1/1	11	33	3.0	5	0	3	17	5.7	12	0
Nov. 25	@ Cle	1/1	4	6	1.5	3	0	0	0	0.0	0	0
Dec. 2	@ Bal		Inactive									
Dec. 9	SD		Inactive									
Dec. 16	@ Dal		Reserve/Suspended by Club									
Dec. 23	CIN	1/0	11	50	4.5	20	0	0	0	0.0	0	0
Dec. 30	CLE	1/0	6	19	3.2	11	0	2	1	0.5	1	0
<b>Total</b>		<b>6/4</b>	<b>51</b>	<b>182</b>	<b>3.6</b>	<b>20</b>	<b>0</b>	<b>9</b>	<b>62</b>	<b>6.9</b>	<b>15</b>	<b>1</b>

## 2011

Sept. 11	@ Bal	1/1	12	45	3.8	23	0	0	0	0.0	0	0
Sept. 18	SEA	1/1	19	66	3.5	11	1	2	12	6.0	8	0
Sept. 25	@ Ind	1/1	18	37	2.1	15	0	3	9	3.0	5	0
Oct. 2	@ Hou	1/1	9	25	2.8	9	1	0	0	0.0	0	0
Oct. 9	TEN		DNP									
Oct. 16	JAX	1/1	23	146	6.3	68	1	0	0	0.0	0	0
Oct. 23	@ Ari	1/1	13	32	2.5	10	0	1	5	5.0	5	0
Oct. 30	NE	1/1	13	70	5.4	18	0	3	22	7.3	12	0
Nov. 6	BAL	1/1	13	52	4.0	10	1	1	3	3.0	3	0
Nov. 13	@ Cin	1/1	16	44	2.8	9t	2	1	26	26.0	26	0
Nov. 27	@ KC	1/1	17	57	3.4	16	0	2	10	5.0	7	0
Dec. 4	CIN	1/1	16	60	3.8	15	2	0	0	0.0	0	0
Dec. 8	CLE	1/1	18	76	4.2	15	0	0	0	0.0	0	0
Dec. 19	@ SF	1/1	15	64	4.3	11	0	3	25	8.3	13	0
Dec. 24	STL	1/1	18	116	6.4	52	1	1	35	35.0	35	0
Jan. 1	@ Cle	1/1	8	38	4.8	8	0	1	7	7.0	7	0
<b>Total</b>		<b>15/15</b>	<b>228</b>	<b>928</b>	<b>4.1</b>	<b>68</b>	<b>9</b>	<b>18</b>	<b>154</b>	<b>8.6</b>	<b>35</b>	<b>0</b>

Jan. 8	@ Den		Injured Reserve - Knee									
--------	-------	--	------------------------	--	--	--	--	--	--	--	--	--

## 2010

Sept. 12	ATL	1/1	22	120	5.5	50t	1	2	15	7.5	9	0
Sept. 19	@ Ten	1/1	23	69	3.0	20	0	1	3	3.0	3	0
Sept. 26	@ TB	1/1	19	143	7.5	34	1	0	0	0.0	0	0
Oct. 3	BAL	1/1	25	79	3.2	11	2	2	9	4.5	5	0
Oct. 17	CLE	1/1	27	84	3.1	25	1	3	15	5.0	8	0
Oct. 24	@ Mia	1/1	15	37	2.5	9	0	1	6	6.0	6	0
Oct. 31	@ NO	1/1	15	71	4.7	38t	1	2	14	7.0	9	0
Nov. 8	@ Cin	1/1	22	99	4.5	22	1	3	31	10.3	17	0
Nov. 14	NE	1/1	11	50	4.5	34	0	2	5	2.5	3	0
Nov. 21	OAK	1/1	23	59	2.6	9	1	0	0	0.0	0	0
Nov. 28	@ Buf	1/1	36	151	4.2	22	1	0	0	0.0	0	0
Dec. 5	@ Bal	1/1	19	45	2.4	8	0	3	18	6.0	9	0
Dec. 12	CIN	1/1	18	66	3.7	10	0	1	9	9.0	9	0
Dec. 19	NYJ	1/1	17	99	5.8	21	1	0	0	0.0	0	0
Dec. 23	CAR	1/1	18	65	3.6	35	1	2	18	9.0	18	0
Jan. 2	@ Cle	1/1	14	36	2.6	7	2	1	24	24.0	24	0
<b>Total</b>		<b>16/16</b>	<b>324</b>	<b>1,273</b>	<b>3.9</b>	<b>50t</b>	<b>13</b>	<b>23</b>	<b>167</b>	<b>7.3</b>	<b>24</b>	<b>0</b>

Jan. 15	BAL	1/1	20	46	2.3	14	2	1	13	13.0	13	0
Jan. 23	@ NYJ	1/1	27	121	4.5	35	1	2	32	16.0	18	0
Feb. 6	GB	1/1	14	63	4.5	17	1	1	7	7.0	7	0
<b>Postseason</b>		<b>3/3</b>	<b>61</b>	<b>230</b>	<b>3.8</b>	<b>35</b>	<b>4</b>	<b>4</b>	<b>52</b>	<b>13.0</b>	<b>18</b>	<b>0</b>



## 2009 MENDENHALL GAME-BY-GAME STATISTICS

Date	Opp	GP/GS	Att	Yds	Rushing			Receiving				
					Avg	Lg	TD	No	Yds	Avg	Lg	TD
Sept. 10	TEN	1/0	4	6	1.5	3	0	0	0	0.0	0	0
Sept. 20	@ Chi	1/0	3	39	13.0	39	0	1	13	13.0	13	0
Sept. 27	@ Cin	1/0	0	0	0.0	0	0	0	0	0.0	0	0
Oct. 4	SD	1/1	29	165	5.7	32	2	2	26	13.0	20	0
Oct. 11	@ Det	1/1	15	77	5.1	27	1	2	16	8.0	9	0
Oct. 18	CLE	1/1	17	62	3.6	11	1	2	15	7.5	13	0
Oct. 25	MIN	1/1	10	69	6.9	17	0	1	-1	-1.0	-1	0
Nov. 9	@ Den	1/1	22	155	7.0	36	0	1	9	9.0	9	0
Nov. 15	CIN	1/1	13	36	2.8	10	0	1	5	5.0	5	0
Nov. 22	@ KC	1/1	21	80	3.8	13	0	4	36	9.0	13	1
Nov. 29	@ Bal	1/1	24	95	4.0	15	0	2	22	11.0	20	0
Dec. 6	OAK	1/1	20	103	5.2	60	1	0	0	0.0	0	0
Dec. 10	@ Cle	1/1	16	53	3.3	7	0	1	17	17.0	17	0
Dec. 20	GB	1/1	11	38	3.5	10	1	6	73	12.2	25	0
Dec. 27	BAL	1/1	17	36	2.1	8	1	1	4	4.0	4	0
Jan. 3	@ Mia	1/0	20	94	4.7	36	0	1	26	26.0	26	0
<b>Total</b>		<b>16/12</b>	<b>242</b>	<b>1,108</b>	<b>4.6</b>	<b>60</b>	<b>7</b>	<b>25</b>	<b>261</b>	<b>10.4</b>	<b>26</b>	<b>1</b>

## 2008

Sept. 7	HOU	1/0	10	28	2.8	9	0	0	0	0.0	0	0
Sept. 14	@ Cle	1/0	0	0	0.0	0	0	0	0	0.0	0	0
Sept. 21	@ Phi	1/0	0	0	0.0	0	0	1	11	11.0	11	0
Sept. 29	BAL	1/1	9	30	3.3	12	0	1	6	6.0	6	0
Oct. 5	@ Jax	Injured Reserve – Shoulder										
Oct. 19	@ Cin	Injured Reserve – Shoulder										
Oct. 26	NYG	Injured Reserve – Shoulder										
Nov. 3	@ Was	Injured Reserve – Shoulder										
Nov. 9	IND	Injured Reserve – Shoulder										
Nov. 16	SD	Injured Reserve – Shoulder										
Nov. 20	CIN	Injured Reserve – Shoulder										
Nov. 30	@ NE	Injured Reserve – Shoulder										
Dec. 7	DAL	Injured Reserve – Shoulder										
Dec. 14	@ Bal	Injured Reserve – Shoulder										
Dec. 21	@ Ten	Injured Reserve – Shoulder										
Dec. 28	CLE	Injured Reserve – Shoulder										
<b>Total</b>		<b>4/1</b>	<b>19</b>	<b>58</b>	<b>3.1</b>	<b>12</b>	<b>0</b>	<b>2</b>	<b>17</b>	<b>8.5</b>	<b>11</b>	<b>0</b>
Jan. 11	SD	Injured Reserve – Shoulder										
Jan. 18	BAL	Injured Reserve – Shoulder										
Feb. 1	ARI	Injured Reserve – Shoulder										



## KEVIN MINTER 51 | LINEBACKER

HT. 6-0 | WT. 246

DOB: December 3, 1990

COLLEGE  
Louisiana State

HOMETOWN  
Suwanee, GA



ROUND 2  
45th Overall

### NOTECARDS

- The Cardinals second round selection in the 2013 NFL Draft and the 45th overall pick, Minter was the fourth linebacker selected behind the Georgia linebacker duo of Jarvis Jones (17th overall to Pittsburgh) and Alec Ogletree (30th overall to St. Louis) and Notre Dame's Manti Te'o (38th overall to San Diego).
- Following an outstanding junior year in 2012, was named a first-team All-American by Sports Illustrated and was one of three finalists for the Butkus Award as the nation's top LB. Also was named the Charles McClendon Award winner as the team's MVP at LSU.
- Despite leaving LSU following his junior year, Minter still managed to earn a degree in Sports Administration while appearing on the SEC Academic Honor Roll. In high school he took extra classes and graduated early and participated in LSU's spring practice prior to his true freshman season in 2009.
- Recorded 206 tackles in three seasons with the Tigers, including 130 tackles as a junior in 2012, the fourth-best single-season total in school history.
- In Arizona, will play on a defensive unit that features former LSU teammates CB Patrick Peterson and S Tyrann Mathieu.

### COLLEGE CAREER:

Appeared in 38 games at LSU, starting his final 27 contests at middle linebacker before leaving for the NFL following his junior season ... finished his career with 206 tackles (81 solos), five sacks, 18.5 tackles for loss and four QB pressures ... also added six passes defended, an INT, two forced fumbles and one fumble recovery.

**2012:** A Butkus Award finalist as the nation's top linebacker following his junior year, Minter earned All-America first-team honors from Sports Illustrated and added second-team accolades from The NFL Draft Report and the Associated Press ... consensus All-SEC first-team pick was also named to the SEC Academic Honor Roll ... twice named SEC Defensive Player of the Week ... started all 13 games at MLB, ranking third in the league and tied for 20th nationally with an average of 10.0 tackles per game ... led the Tigers with 130 tackles, the fourth-best season total in school history ... recorded five passes defended and an INT, while also forcing a fumble ... had six games of at least 10 tackles, including a career-best 20 vs. Florida; his 20 tackles vs. Florida rank second on the LSU single-game chart ... followed that with another outstanding effort vs. Texas A&M with 12 tackles, one sack, an INT and two QB hurries as the Tigers shut down eventual Heisman Trophy winner Johnny Manziel in the 24-19 win ... closed out his career with 19 tackles, 1.5 tackles for loss and a sack vs. Clemson in the Chick-fil-A Bowl; the 19 tackles were an LSU bowl

game record and tied for eighth in college football bowl game history.

**2011:** Took over MLB duties as a sophomore, recording 61 tackles, his first career sack and 3.5 tackles for loss ... also had a pass defended, a forced fumble and a fumble recovery in the end zone for a TD vs. Mississippi ... notched his first career sack in the BCS Championship Game vs. Alabama.

**2010:** Played in 11 games behind Kelvin Shepherd at MLB, finishing his freshman campaign with 15 tackles ... made his collegiate debut vs. North Carolina as he recorded six stops, including four solo tackles.

**2009:** Redshirted as a true freshman ... graduated from high school early and enrolled at LSU in January of '09 so he could participate in spring practice.

### PERSONAL:

Attended Peachtree Ridge (Suwanee, GA) High School where he was a Class 5A first-team All-State selection as a senior after totaling 113 tackles in 10 games ... played DE during his first two seasons at the school, combining for 154 tackles as a freshman and sophomore ... moved to MLB as a junior, leading the team with 137 tackles while also collecting six sacks ... received a four-star prospect grade according to both Rivals.com and Scout.com ... earned a General Studies degree and was a member of the 2012 SEC Athletic Directors Honor Roll.

## MINTER COLLEGE STATS

Year	GP/GS	Tackles			Sacks		Interceptions					FR	FF	STT
		Solo	Asst	Ttl	Sk	Yds	Int	Yds	Lg	TD	PD			
2010	11/0	5	10	15	0.0	0	0	0	0	0	0	0	0	0
2011	14/14	21	40	61	1.0	7	0	0	0	0	1	1	1	0
2012	13/13	55	75	130	4.0	29	1	4	4	0	5	0	1	0
<b>Total</b>	<b>38/27</b>	<b>81</b>	<b>125</b>	<b>206</b>	<b>5.0</b>	<b>36</b>	<b>1</b>	<b>4</b>	<b>4</b>	<b>0</b>	<b>6</b>	<b>1</b>	<b>2</b>	<b>0</b>

### Additional Statistics:

**Touchdowns:** 1, fumble recovery in the end zone vs. Mississippi, 11/17/11.



## ZACK NASH

### 59 | LINEBACKER

HT. 6-4 | WT. 260

COLLEGE  
Sacramento State

HOMETOWN  
Vacaville, CA

HOW ACQUIRED  
FA-12

CARDINALS | YEARS NFL  
2 | 2

DOB: September 23, 1989

### PRO CAREER:

Signed with the Cardinals as a rookie free agent on 4/30/12 and was released on 8/24/12. Re-signed to Arizona's practice squad on 9/25/12 before being elevated to the active roster on 10/30/12.

**2012:** After spending five weeks on the Cardinals practice squad, was elevated to the 53-man roster and went on to appear in eight games, playing both defense and special teams ... recorded one tackle on defense and five special teams tackles ... made his NFL debut @ GB (11/4), playing on defense and special teams ... appeared on defense and special teams @ Atl (11/18) ... collected his first career special teams tackle vs. STL (11/25) ... saw action on defense and special teams in each of the next two games ... had his first career tackle and added one special teams tackle vs. Det (12/16) ... recorded a career-high two special teams tackles vs. Chi (12/23) ... had one special teams tackle @ SF (12/30).

### COLLEGE:

Started 42 career games at defensive end and set Sacramento State's school record with 29.5 career sacks ... also totaled 40.5 tackles for loss, which ranks fifth in school history ...

selected first-team All-Big Sky after both his junior and senior seasons after receiving honorable mention as a freshman and sophomore ... started all 11 games and led the Hornets with 10.5 sacks and 15 tackles for loss while totaling 52 tackles, three forced fumbles, and two passes defended as a senior in '11 ... named a second-team All-American by the AP and The Sports Network as a junior ... broke Sacramento State's single-season record with 13 sacks and collected 37 total tackles in 11 games ... set a school single-game record with five sacks at Idaho State ... started nine games and recorded 34 tackles and 2.5 sacks as a sophomore in '09 ... started 11 games as a freshman in '08 and had 47 tackles, 3.5 sacks, and two fumble recoveries ... redshirted in 2007.

### PERSONAL:

Attended Vacaville (CA) High School and was a two-time all-league selection and was named honorable mention all-metro as a senior ... helped lead team to the 2006 Sac-Joaquin Section Div. I title and a 14-1 record ... led the team with 118 tackles and had eight sacks and one INT ... also played baseball ... majored in Criminal Justice.

## NASH CAREER STATS

Year	Team	GP/GS	Tackles			Sacks		Interceptions					FR	FF	STT
			Solo	Asst	Ttl	Sk	Yds	Int	Yds	Lg	TD	PD			
2012	Ariz	8/0	0	1	1	0.0	0	0	0	0	0	0	0	0	5
<b>Total</b>		<b>8/0</b>	<b>0</b>	<b>1</b>	<b>1</b>	<b>0.0</b>	<b>0</b>	<b>0</b>	<b>0</b>	<b>0</b>	<b>0</b>	<b>0</b>	<b>0</b>	<b>0</b>	<b>5</b>





## ALEX OKAFOR 57 | LINEBACKER

HT. 6-4 | WT. 261

COLLEGE  
Texas

HOMETOWN  
Pflugerville, TX

DOB: February 8, 1991



ROUND 4A  
103rd Overall

### NOTECARDS

- A unanimous first-team All-Big 12 selection and third-team All-America selection as a senior in '12, Okafor's 12.5 sacks led the Big 12, ranked ninth in the nation and represented the highest total for a Longhorn player since Tony Degrate posted 13 sacks in 1984.
- In the Longhorns Alamo Bowl win over Oregon State in 2012, Okafor established a game record with 4.5 sacks and earned Defensive MVP honors.
- Okafor (Pflugerville HS) and Cardinals 2013 sixth round selection Ryan Swope (Westlake

HS) went to high school 20 miles apart in Texas and their teams met in 2005 and 2008. In college, Okafor (Texas) and Swope (Texas A&M) faced off against each other three times (2009-11).

- The Cardinals took Okafor (4th round, 103rd overall) in the exact spot where they drafted his former teammate, Sam Acho, in the 2011 NFL Draft. Okafor and Acho had very similar careers at Texas, starting out at defensive tackles before finishing their careers as defensive ends. Acho's 23.5 career sacks rank 10th in Texas history while Okafor's 23.0 sacks rank 11th all-time.

### COLLEGE CAREER:

In four seasons at Texas, Okafor started 33 of the 52 games he appeared in and recorded 150 tackles, 23.0 sacks, 34 tackles for loss, seven forced fumbles, a fumble recovery, four passes defended and a blocked kick.

**2012:** A unanimous All-Big 12 first-team selection, Okafor started 12 of the 13 games he played in at strong-side DE ... shared the team's Clyde Littlefield Most Spirited Defensive Player Award with Desmond Jackson and Kenny Vaccaro, and he also shared the team's Joseph W. Moore Tenacity Award for Defense and Team Captain Award with Kenny Vaccaro ... earned the Roy Williams-Joe Jamail Leadership Award and was named third-team All-American by the NFL Draft Report ... led the league and tied for ninth in the nation with 12.5 sacks, which ranks seventh on the school season-record list and were the most sacks by a Longhorn since Tony Degrate posted 13 sacks in 1984 ... ranked second in the Big 12 with a career-high 16.5 tackles for loss, helping the team average 7.7 tackles behind the line of scrimmage per game, the best figure in the Big 12 and sixth-best in the nation ... posted nine QB pressures and forced four fumbles, becoming one of just four FBS performers to record at least four forced fumbles and 12 sacks in 2012 ... also added a pass defended and blocked a punt vs. West Virginia ... posted sacks on back-to-back plays in the second quarter vs. Mississippi, becoming the first Longhorn player to accomplish that feat in 14 years (Cedric Woodard vs. Texas A&M in 1998) ... registered three tackles, including two sacks, two pressures, one blocked punt, and a

career-high tying two forced fumbles vs. West Virginia to earn Big 12 Defensive Player of the Week honors and CFPA honorable mention Defensive Lineman of the Week accolades ... had a dominant performance in the Alamo Bowl win over Oregon State, as he earned Defensive MVP honors after registering eight tackles, including career highs in tackles for loss (6) and sacks (4.5); his sack total set an Alamo Bowl game record (former mark: 3.5 by Purdue's Chike Okafor in 1998) and ranks second on the school's all-time single-game list (5.0 by Shane Dronnet vs. Texas Tech in 1990).

**2011:** A unanimous first-team All-Big 12 Conference selection, Okafor was also on the Ted Hendricks Defensive End of the Year Award watch list after starting all 13 games at strong-side DE as a junior ... an All-American first-team selection by the American Football Coaches Association and third-team selection from The NFL Draft Report, Okafor recorded 50 tackles and tied for seventh in the conference with seven sacks ... added 12.5 tackles for loss and was credited with 11 QB pressures, as he forced two fumbles, recovered another and deflected three passes ... helped the Longhorns lead the league in total defense (306 ypg; 11th in the nation) and rush defense (sixth nationally at 96.2 ypg).

**2010:** Appeared in all 12 games on the defensive line, including eight starts at DT, and on special teams ... helped Texas rank sixth in the nation in total defense (300.2 ypg) and pass defense (161.6 ypg) ... posted 30 tackles (14 solo), 2.5 sacks, four tackles for loss, 13 QB pressures and one forced fumble.

**2009:** Appeared in 14 games at DE and on special teams and was named to the All-Big 12 freshman team by The Sporting News ... helped UT rank 12th nationally in scoring defense (16.7 ppg), third in total defense (251.9 ypg), first in rushing defense (72.4 ypg), 10th in pass efficiency defense (100.5 rating) and 19th in pass defense (179.6 ypg) ... UT also ranked first nationally in INTs (25) and tied for first in forced turnovers (37) ... posted 22 tackles, two tackles for loss, a forced fumble and six QB pressures.

## PERSONAL:

One of the most highly decorated prep football players in the country while at Pflugerville (TX) High School, Okafor was a prep All-American and two-time All-State performer at DE ... tabbed a 2008 Parade All-American, second-team All-USA selection by USA Today and a second-team EA

Sports All-American ... started in the 2009 U.S. Army All-American Bowl ... participated in the inaugural Hawaii Prep Football Classic ... three-year starter and letterman at DE and a two-time letterman in basketball ... rated as the nation's top DE after totaling 131 tackles and 20 sacks in his final two seasons ... first-team 5A All-State selection by the Associated Press and the Texas Sports Writers Association as a senior after totaling 59 tackles, 12 sacks, 17 tackles for loss, a forced fumble, two fumble recoveries and a blocked punt ... tabbed honorable mention 5A All-State by the TSWA as a junior when he helped lead Pflugerville to a 13-4 record and a berth in the 5A Div. II state championship ... notched 72 tackles and eight sacks ... two-time academic all-district selection ... graduated with a degree in Corporate Communications.

## OKAFOR COLLEGE STATS

Year	GP/GS	Tackles			Sacks		Interceptions							
		Solo	Asst	Ttl	Sk	Yds	Int	Yds	Lq	TD	PD	FR	FF	
2009	14/0	9	9	18	0.0	0	0	0	0	0	0	0	0	0
2010	12/8	13	15	28	3.5	45	0	0	0	0	0	0	1	
2011	13/13	25	25	50	7.0	36	0	0	0	0	3	1	2	
2012	13/12	41	13	54	12.5	90	0	0	0	0	1	0	4	
<b>Total</b>	<b>52/33</b>	<b>88</b>	<b>62</b>	<b>150</b>	<b>23.0</b>	<b>171</b>	<b>0</b>	<b>0</b>	<b>0</b>	<b>0</b>	<b>4</b>	<b>1</b>	<b>7</b>	

### Additional Statistics:

Blocked a punt vs. West Virginia (10/6/12).

## CARDINALS ROOKIES PARTICIPATE IN COMMUNITY EVENTS IN MAY

The Cardinals' rookie class of draft choices and free agents participated in four community activities in May.

On May 28th, the Cardinals rookies were at the Guadalupe branch of the Boys & Girls Club and participated in an Xbox video game competition with the kids.

The following day, the rookies visited Phoenix Children's Hospital and visited the Kids Zone. The players took pictures, signed autographs and played games with the children in the hospital.



Finally, on May 30th and 31st, the Cardinals rookies hosted Gatorade Jr. Training Camps at the Tempe Sports Complex. Each camp consisted of 100 kids from various NFL Flag Football leagues from across the Valley.

Gatorade Jr. Training Camps are run in conjunction with the NFL's "Play 60" campaign to help children receive 60 minutes of daily physical activity. A Cardinals player is joined by Big Red at each camp to help students learn non-contact skills such as passing and catching at a five-station interactive play area.



## CARSON PALMER

### 3 | QUARTERBACK

HT. 6-5 | WT. 235

COLLEGE  
USC

HOMETOWN

Rancho Santa Margarita, CA

HOW ACQUIRED  
TR-13 (Raiders)

CARDINALS | YEARS NFL

1 | 11

DOB: December 27, 1979

**PRO BOWL SELECTION: 2005, 2006**

### NOTE CARDS

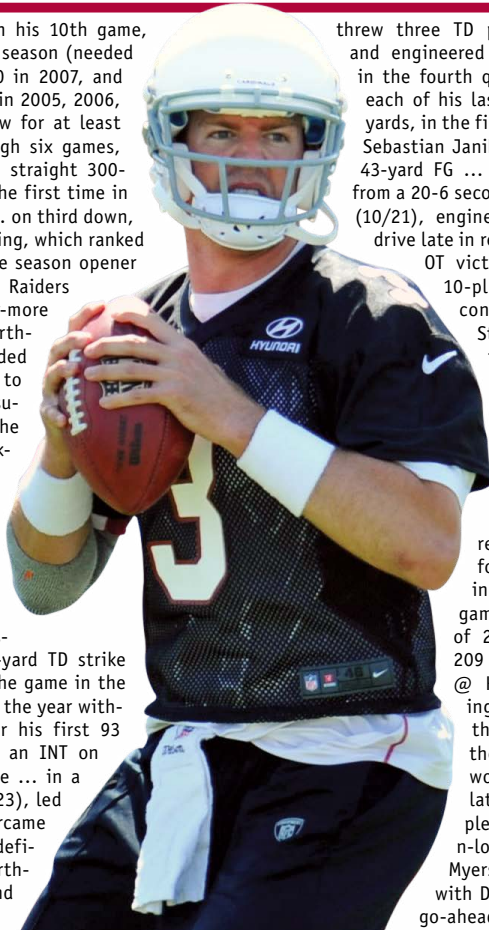
- Acquired by the Cardinals on 4/2/13 in a trade with the Oakland Raiders that involved swapping 2013 draft picks (a sixth round pick to Oakland in exchange for its seventh round pick) and a conditional pick in 2014. Following the trade, Palmer agreed to a three-year contract with the Cardinals.
- For his career, Palmer has started 121 of the 122 games he has appeared in, completing 2,568 of 4,110 pass attempts (62.5%) for 29,465 yards, 189 TDs, 130 INTs and a passer rating of 86.2.
- A two-time Pro Bowl selection (2005-06), Palmer was named the game's MVP in 2006.
- Led the NFL in completion percentage (67.8) and TD passes (32) in 2005.
- Has thrown for over 4,000 yards in a season three times (2006-07, '12) and thrown for 20+ TDs six times (2005-07, 09-10, '12). Has thrown for 300+ yards in a game 27 times, including five career outings with 400+ passing yards.
- Has been the architect of 20 career game-winning drives, including 13 fourth quarter comebacks.
- Among active QBs, enters the 2013 season ranked 6th in career pass attempts (4,110) and completions (2,568) while ranking 7th in both career passing yards (29,465) and TD passes (189).
- In 15 games with the Raiders in 2012, threw for 4,018 yards and became just the second player in team history to top 4,000 yards in a season, joining Rich Gannon who had 4,689 in his NFL MVP season of 2002.
- Threw 22 TD passes in 2012, marking his sixth season with at least 20 TD passes. His 85.3 passer rating in '12 represented the fourth-best mark of his career and highest since 2007.
- In Weeks 9-11 of the '12 campaign, threw for 300+ yards in three straight games for the first time in his career and had a career-best six 300-yard performances in all in 2012.
- Dating back to the 2004 season, Palmer's first year as a starter, only Tony Romo (29) and Tom Brady (23) have more passing TDs of 50+ yards than Palmer's 22, which ties both Peyton and Eli Manning.
- Twice named AFC Offensive Player of the Week (Week 7-2009 and Week 13-2004) and was named AFC Offensive Player of the Month for September in 2005.
- The 2002 Heisman Trophy Winner at USC, Palmer was selected by Cincinnati with the first overall selection in the 2003 NFL Draft. After eight seasons with the Bengals, left Cincinnati ranked 3rd in franchise history in career pass attempts (3,217), 2nd in completions (2,024), 1st in completion percentage (62.9%), 3rd in passing yards (22,694) and 3rd in TD passes (154).

### PRO CAREER:

Selected by Cincinnati in the first round (first overall) of 2003 NFL Draft. Re-signed with the Bengals on 12/29/05. Placed on the reserve/did not report list by Cincinnati on 7/29/11 before being traded to Oakland on 10/18/11 for the Raiders first-round selection in 2012 and the Raiders second round choice in 2013. Reinstated from reserve/did not report on 10/19/11 and signed a new contract with the Raiders the same day. Traded to the Cardinals on 4/2/13 and signed a new contract with the team.

**2012:** Started the season's first 15 games before a rib/lung injury ended his second and final season in Oakland ... voted a 2012 captain by his teammates ... completed 345 of 565 pass attempts (61.1%) for 4,018 yards, 22 TDs, 14 INTs and a passer rating of 85.3 ... also passed for a pair of two-point conversions and ran for 36 yards on 18 carries with one TD ... his 4,018 passing yards represent the second-highest total in franchise history behind NFL MVP Rich Gannon (4,689) in 2002 ... reached 3,000 yards for the sixth time in his

career, and reached it in his 10th game, faster than any previous season (needed 11 games to reach 3,000 in 2007, and 12 contests to get there in 2005, 2006, 2009 and 2010) ... threw for at least 300 yards in a career high six games, stringing together three straight 300-yard passing games for the first time in his career (Weeks 9-11) ... on third down, posted an 87.3 passer rating, which ranked 10th in the NFL ... in the season opener vs. SD (9/10), led the Raiders on three drives of 10-or-more plays, including a fourth-quarter march that ended with a 2-yard TD pass to Rod Streater and an ensuing two-point throw to the same target to bring Oakland within one score; completed 32 of his 46 attempts and surpassed 3,000 yards as a Raider ... threw for 373 yards while completing passes to nine different receivers @ Mia (9/16); passing total included a 64-yard TD strike to Mike Goodson to tie the game in the first quarter; had opened the year without an interception over his first 93 attempts until throwing an INT on his last pass of the game ... in a 34-31 victory vs. Pit (9/23), led Oakland back as they overcame a 10-point, final-period deficit, his 12th career fourth-quarter comeback win, and second with the Raiders;



threw three TD passes for the game and engineered three scoring drives in the fourth quarter; connected on each of his last four passes, for 49 yards, in the final minute to position Sebastian Janikowski for a walk-off, 43-yard FG ... led the Raiders back from a 20-6 second-half deficit vs. Jax (10/21), engineering a game-saving drive late in regulation of the 26-23 OT victory; on the drive, a 10-play, 58-yard march, connected with Rod Streater for 18 yards to convert a 3rd-n-6, then finished the series with a one-yard TD sneak to tie the game with 3:34 remaining in regulation; broke Rich Gannon's franchise record (11) by throwing for at least 200 yards in a 12th consecutive game ... completed 14 of 28 pass attempts for 209 yards and two TDs @ KC (10/28), completing two key passes in the first half to give the Raiders a lead they would not relinquish; late in first half, completed a 29-yard 3rd-n-long pass to Brandon Myers and then connected with Denarius Moore for the go-ahead TD ... rallied Raiders

## A BIG SEASON IN 2012

**Carson Palmer** is coming off one of the best seasons of his career in 2012, having completed 345 of 565 pass attempts (61.1%) for 4,018 yards, 22 TDs, 14 INTs and a passer rating of 85.3.

Some of Palmer's highlights from last season include the following:

- Threw for 4,018 yards in 15 games, becoming just the second QB in Raiders history to top 4,000 yards in a season, joining Rich Gannon who had 4,689 in his NFL MVP season of 2002.
- His 345 completions were the third-most in franchise history while his 85.3 passer rating represented the fourth-best mark of his career and highest since 2007.
- Palmer's 2.5% INT-to-pass attempt ratio was the second-lowest of his career; in his Pro Bowl seasons of 2005 and '06 he had INT ratios of 2.4 and 2.5, respectively.
- In Weeks 9-11 of 2012 he threw for 300+ yards in three straight games for the first time in his career and had a career-best six 300-yard games in all.
- Threw for 22 TD passes to give Palmer his sixth career season with 20 or more.
- Palmer completed 61.1% of his pass attempts in 2012 marking the 8th time in nine seasons as a starter that he finished the season with a completion percentage over 60.
- With 312 passing yards vs. New Orleans on November 18, he eclipsed the 3,000-yard mark in his 10th game of the season marking the fastest he reached that number in his career.





## WHERE HE RANKS

Carson Palmer has completed 2,568 of 4,110 pass attempts (62.5%) for 29,465 yards and 189 TDs in his NFL career. Below is a look at where he ranks among active QBs in each statistical category.

### Attempts

Att.	Player (1st NFL Season)
7,793	Peyton Manning (1998)
6,149	Drew Brees (2001)
5,958	Tom Brady (2000)
5,018	Matt Hasselbeck (1999)
4,457	Eli Manning (2004)
<b>4,110</b>	<b>Carson Palmer (2003)</b>
3,762	Ben Roethlisberger (2004)
3,564	Philip Rivers (2004)
3,240	Tony Romo (2004)
2,955	Jay Cutler (2006)

### Completions

Comp.	Player (1st NFL Season)
5,082	Peyton Manning (1998)
4,035	Drew Brees (2001)
3,798	Tom Brady (2000)
3,029	Matt Hasselbeck (1999)
2,612	Eli Manning (2004)
<b>2,568</b>	<b>Carson Palmer (2003)</b>
2,374	Ben Roethlisberger (2004)
2,268	Philip Rivers (2004)
2,097	Tony Romo (2004)
1,816	Matt Schaub (2004)

### Completion Percentage

Pct.	Player (1st NFL Season)
65.7	Aaron Rodgers (2005)
65.6	Drew Brees (2001)
65.2	Peyton Manning (1998)
64.7	Tony Romo (2004)
64.3	Matt Schaub (2004)
63.7	Tom Brady (2000)
63.6	Philip Rivers (2004)
63.1	Ben Roethlisberger (2004)
62.7	Matt Ryan (2008)
<b>62.5</b>	<b>Carson Palmer (2003)</b>

### Passing Yards

Yds	Player (1st NFL Season)
59,487	Peyton Manning (1998)
45,919	Drew Brees (2001)
44,806	Tom Brady (2000)
34,517	Matt Hasselbeck (1999)
31,527	Eli Manning (2004)
29,844	Ben Roethlisberger (2004)
<b>29,465</b>	<b>Carson Palmer (2003)</b>
27,891	Philip Rivers (2004)
25,737	Tony Romo (2004)
21,944	Matt Schaub (2004)

### Passing Touchdowns

TDs	Player (1st NFL Season)
436	Peyton Manning (1998)
334	Tom Brady (2000)
324	Drew Brees (2001)
211	Eli Manning (2004)
201	Matt Hasselbeck (1999)
191	Ben Roethlisberger (2004)
<b>189</b>	<b>Carson Palmer (2003)</b>
189	Philip Rivers (2004)
177	Tony Romo (2004)
171	Aaron Rodgers (2005)

back from a 35-17 deficit in final 13 minutes, engineering three TD drives to put Oakland a FG away from OT vs. TB (11/4); established career highs in attempts (61) and completions (39) – each the second most in Raiders history – and became just the third player in team annals to throw for more than 400 yards (414) and at least four TD passes, and the first to do so since Cotton Davidson (Oct. 25, 1964, vs. Denver); threw for at least four TDs for the sixth time in his career ... threw TD passes to cap off 81 and 93-yard scoring drives vs. NO (11/18), while recording 312 passing yards for the game; 312 passing yards gave him 300+ yards in three consecutive games for the first time in his career; reached 3,000 passing yards in his 10th game, faster than he has reached the milestone in any season ... recorded his seventh 300-yard passing game of the season, which included a 64-yard TD strike to Rod Streater in the third quarter vs. Cle (12/2); also guided Oakland on a 15-play, 94-yard TD drive with no timeouts late in a 20-17 loss ... engineered perhaps the most impressive offensive drive of the season late in the first half vs. Den (12/6), a 14-play, 80-yard march on which he was 9-of-11, including a six-yard TD pass to RB Darren McFadden; also had a 56-yard TD strike to Heyward-Bey and a 58-yard connection with Rod Streater ... after awaking with flu-like symptoms, managed a solid game completing 18 of 29 pass attempts for 182 yards in the 15-0 win vs. KC (12/16) ... on a first-series trick play @ Car (12/23), caught a lateral from QB Terrelle Pryor, then passed back to Pryor on a 22-yard gain, giving Palmer 4,000 passing yards on the season; late in the first quarter was forced from the game after an illegal hit that resulted in cracked ribs and a bruised lung ... inactive (rib/lung) for the season finale @ SD (12/30).

**2011:** During his first season in Oakland, nearly led the Raiders to the playoffs despite arriving at team headquarters on 10/19 ... DNP for Bengals before joining Raiders prior to the Week 7 contest, 10 days after passing of owner Al Davis and two days after starter Jason Campbell sustained a season-ending broken collarbone ... played in 10 games (nine starts) and completed 199 of 328 pass attempts for 2,753 yards and 13 TDs ... averaged a career-high 8.4 yards per attempt ... tied for fifth in the NFL with 11 completions of 40 or more yards ... made his Raiders debut just five days after his arrival, replacing Kyle Boller beginning with the second series of the second half, with Oakland trailing 21-0 vs. KC (10/23) ... while still learning the Raiders offense, made his first Oakland start and threw for 332 yards and three TDs vs. Den (11/6), including a 40-yard pass to FB Marcel Reece in the second quarter ... played in his 100th career game and registered first Oakland win on Thursday Night @ SD (11/10); threw for 299 yards and two TDs, connecting with WR Denarius Moore on TD passes of 33 and 26 yards to give Oakland an insurmountable 24-10 lead early in second half ... made 100th career start and guided Raiders to a 27-21 win @ Min (11/20); threw an 11-yard TD strike to WR Chaz Schilens in the second quarter and scored

his sixth career rushing TD on a 1-yard dive to give the Raiders a 24-7 halftime lead ... guided Oakland to its third straight victory after completing 21 of 37 passes for 301 yards, including a 47-yard strike to Reece that set up a go-ahead FG in second quarter of a 25-20 win ... completed 32-of-40 attempts for a season-high 367 yards vs. Det (12/18); his lone TD pass of the day was a 43-yard strike to Heyward-Bey in the second quarter ... connected with Moore for a 61-yard TD in the third quarter @ KC (12/24), then completed a 53-yard pass to Heyward-Bey on the first play of OT to set up Sebastian Janikowski's game-ending field goal ... in the season finale vs. SD (1/1/12), threw for 417 yards, the third-highest passing total in franchise history; tied a career-long with a 78-yard completion to Moore and connected with Heyward-Bey nine times, including a three-yard TD; also hit TE Kevin Boss for a 22-yard TD in the fourth quarter.

**2010:** In his eighth and final season with Cincinnati, started all 16 games for the second straight season and the fifth time in his career ... established a new franchise record with 586 pass attempts, while ranking second in team history in completions (362), and third in passing yards (3,970), in addition to his 26 TD passes and 82.4 passer rating ... posted a completion percentage of 60+ in 10 games, including four games with a completion percentage of 70+ ... in the season opener @ NE (9/12), completed 34 of 50 pass attempts (68.0%) for 345 yards, two TDs, an INT and a passer rating of 92.5; marked the fifth time in his career he has completed at least 30 passes in a game and first time since Week 12 of the 2007 season vs. Tennessee (32) ... sealed the Bengals 20-7 victory @ Car (9/26) with a seven-yard TD pass to RB Cedric Benson in the fourth quarter ... posted a milestone outing @ Cle (10/3), throwing for 371 yards and two TDs, including a career-long 78-yard TD pass to WR Terrell Owens in the second quarter; marked his seventh career completion of 70+ yards and fifth career TD pass of 70+ yards; posted a passer rating of 121.4 ... a week after connecting with Owens on a career-long 78-yard TD strike, hit Owens for a 43-yard TD in the first quarter vs. TB (10/10), while also throwing a one-yard TD pass to Jeramie Gresham in the fourth quarter that tied the game at 21 ... in a heartbreaking loss, helped Cincinnati overcome a 24-3 halftime deficit with three second-half TD passes @ Atl (10/24); threw a 19-yard TD pass to Owens, a 64-yarder to Jordan Shipley and an eight-yarder to Chad Johnson; totaled 412 yards for the game, the second-highest single-game total of his career; completed 36 of 52 pass attempts on the day, his sixth career game with at least 30 completions and second of the season ... over the next two games: vs. Mia (10/31) and vs. Pit (11/8), threw four TD passes to Owens (7, 37, 19 and 27 yards) ... completed 31 of 42 pass attempts to post a 73.8 completion percentage @ Ind (11/14); also threw for 292 yards and two TDs, marking his sixth consecutive game with multiple TD passes ... threw for two TD passes vs. Buf (11/21), marking his seventh consecutive

game with multiple TD passes, the longest streak of his career ... led Cincinnati in overcoming a 20-6 third-quarter deficit vs. NO (11/25), throwing a two-point conversion to Gresham that tied the contest at 27, before engineering a five-play go-ahead FG drive in fourth quarter ... posted a career-best passer rating of 157.2 vs. SD (12/26) in pacing the Bengals to a second straight win; completed 16 of 21 attempts (76.2) for 269 yards and four TDs, including a 59-yard dagger to WR Jerome Simpson that gave the Bengals a 27-13 fourth-quarter advantage; his 76.2 completion percentage was a season-high ... posted his fourth 300-yard outing of the season after completing 32 of 45 attempts for 305 yards @ Bal (1/2/11).

**2009:** Started all 16 games after missing most of the 2008 season due to an elbow injury ... led the Bengals to their first-ever sweep of divisional opponents and the AFC North title ... completed 282 of 466 pass attempts for 3,094 yards, 21 TDs, 13 INTs and an 83.6 passer rating ... led three fourth quarter comeback wins on the season, giving him 10 for his career ... added a career high 93 rushing yards and three TDs, with his three rushing TDs surpassing his total from his previous six seasons combined (2) ... named AFC Offensive Player of the Week for his Week 7 performance against Chicago ... in the season opener vs. Den (9/13), engineered a 91-yard TD drive late in fourth quarter for a 7-6 lead, only to see Denver steal the win on an 87-yard deflected TD pass with 11 seconds

## ART OF THE LONG BALL

Dating back to 2004, Carson Palmer's first season as a starter in the NFL, few QBs have been as good at throwing the ball down the field as the Cardinals signal-caller.

In that span, Palmer has thrown 22 TD passes of 50+ yards, tied for third most in the NFL.

### NFL Leaders

#### TD Passes of 50+ Yds (2004-12)

TDs	Player
29	Tony Romo
23	Tom Brady
22	Carson Palmer
	Peyton Manning
	Eli Manning

In that same span, Palmer has 34 TD passes of at least 40 yards, also good for third place among NFL passers.

### NFL Leaders

#### TD Passes of 40+ Yds (2004-12)

TDs	Player
37	Drew Brees
36	Tony Romo
34	Carson Palmer
33	Tom Brady
30	Aaron Rodgers

Palmer has 12 TD passes of 60+ yards in his career and five TD passes of at least 70 yards.



left ... threw for three TDs and scored his third career rushing TD in a 31-24 win @ GB (9/20); one-yard TD run in the second quarter was his first rushing TD since 10/23/05 vs. Pittsburgh and tied the game at 14 ... led TD drives of 85 and 71 yards in the fourth quarter as the Bengals rallied from a 20-9 deficit for a 23-20 win vs. Pit (9/27); with Cincinnati down 20-15 late in the fourth quarter, led the Bengals on a 16-play, 71-yard drive that was capped with a four-yard TD pass to WR Andre Caldwell with 14 seconds remaining in regulation; gave Bengals a 23-20 lead by completing two-point conversion on pass to RB Brian Leonard ... led his second fourth quarter comeback in as many weeks during a 23-20 OT victory @ Cle (10/4); trailing 20-14, led a 10-play, 70-yard drive that was capped with a two-yard TD pass to Johnson with under two minutes remaining; after the Bengals ensuing potential game-winning PAT was blocked, directed a 13-play, 67-yard game-winning drive in OT that ended on a 31-yard FG ... for the third consecutive week, brought the Bengals back from a fourth quarter deficit for a win @ Bal (10/11); trailing 14-10 late in the fourth quarter, engineered an 11-play, 80-yard drive that was capped with a 20-yard TD pass to Caldwell with just 27 seconds remaining in regulation ... earned AFC Offensive Player of the Week honors after posting a 146.7 passer rating in a 45-10 win vs. Chi (10/25); completed 20 of 24 attempts (83.3%) for 233 yards, five TDs and no INTs; five TD passes represented the second-highest total of his career and his plus-5 TD/INT margin tied the franchise single-game record (Boomer Esiason vs. Tampa Bay in 1989) ... helped Bengals gain a commanding division lead by directing an 18-12 win

that included no turnovers and a comeback from a 9-6 halftime deficit @ Pit (11/15) ... secured the Bengals first-ever season sweep of division foes by leading a 16-7 win vs. Cle (11/29); posted eventual game-winning points when he threw a TD pass to TE J.P. Foschi on a 3rd-n-goal play ... led a Bengals offense that piled up a time of possession over 38:00 for the third consecutive game vs. Det (12/6), holding the ball for 38:48; threw for 220 yards on the day, including a 36-yard TD pass to C. Johnson in the second quarter ... after throwing a fourth-quarter TD to Laveranues Coles, brought the Bengals to within a field goal by running for his first career two-point conversion @ SD (12/20); also made a diving recovery of an Andre Caldwell fumble in the fourth quarter that preserved a FG drive that tied the game at 24 ... in a 17-10 division-clinching win vs. KC (12/27), led a 14-play, 98-yard drive late in the fourth quarter that broke a 10-10 tie; drive resulted in a six-yard TD pass to Johnson with just over two minutes remaining in regulation ... completed 18 of 26 pass attempts for 146 yards, a TD and an INT in the AFC Wild Card loss vs. NYJ (1/9/10); TD pass came on an 11-yard strike to Laveranues Coles.

**2008:** Started all four games he appeared in before an elbow injury suffered in Week 3 ended a string of 51 consecutive starts ... after returning to the starting lineup in Week 5, missed the final 11 games as the inactive (3rd QB) due to the injury ... completed 75 of 129 pass attempts with three TDs and four INTs ... injured his throwing elbow but played entire game, completing 27-of-39 passes for 286 yards and one TD @ NYG (9/21); also rushed for a career-high 23 yards on three attempts ... sat out the following week vs. Cle

## PALMER'S BIGGEST GAMES

In his first nine NFL seasons, QB **Carson Palmer** has thrown for at least 300 yards in a game 27 times, including five career outings with 400+ yards passing.

### Palmer 300+ Passing Games

Yds	Opponent	Yds	Opponent	Yds	Opponent
440	11/12/06 vs. San Diego	367	12/18/11 vs. Detroit	329	11/18/07 vs. Arizona
417	1/1/12 vs. San Diego	353	10/14/12 @ Atlanta	320	10/14/07 @ Kansas City
414	11/4/12 vs. Tampa Bay	352	9/17/06 vs. Cleveland	316	10/30/07 @ Miami
412	10/24/10 @ Atlanta	351	12/2/12 vs. Cleveland	316	9/26/04 vs. Baltimore
401	9/16/07 @ Cleveland	345	9/12/10 @ New England	314	12/20/09 @ San Diego
382	12/5/04 @ Baltimore	342	9/23/07 @ Seattle	312	11/18/12 vs. New Orleans
373	9/16/12 @ Miami	337	9/18/05 vs. Minnesota	305	1/2/11 @ Baltimore
371	10/3/10 @ Cleveland	335	11/20/05 vs. Indianapolis	302	11/27/05 vs. Baltimore
368	11/11/12 @ Baltimore	332	11/6/11 vs. Denver	301	11/27/11 vs. Chicago

He has thrown for at least three TDs in a game 22 times, including six games with at least four TD passes.

### Palmer with 3+ Passing TDs

TDs	Opponent
6	9/16/07 @ Cleveland
5	10/25/09 vs. Chicago
4	11/4/12 vs. Tampa Bay
	12/26/10 vs. San Diego
	9/24/06 @ Pittsburgh
	11/28/04 vs. Cleveland
3 (16x)	last 9/23/12 vs. Pittsburgh

## FOURTH QUARTER RALLY

**Carson Palmer** enters the 2013 season with 13 career wins in which he has led his team back from a fourth quarter deficit, including two in 2012.

### Career 4th Quarter Comeback Victories

Opponent	Deficit	Final	Opponent	Deficit	Final
10/21/12 vs. Jacksonville	13-20	26-23 (OT)	9/10/07 vs. Baltimore	19-20	27-20
9/23/12 vs. Pittsburgh	21-31	34-31	10/22/06 vs. Carolina	10-14	17-14
9/19/10 vs. Baltimore	9-10	15-10	9/24/06 @ Pittsburgh	14-17	28-20
10/11/09 @ Baltimore	10-14	17-14	10/16/05 @ Tennessee	17-20	31-23
10/4/09 @ Cleveland	14-20	23-20 (OT)	12/5/04 @ Baltimore	3-20	27-26
9/27/09 vs. Pittsburgh	9-20	23-20	11/28/04 vs. Cleveland	44-48	58-48
10/21/07 vs. NY Jets	17-23	38-31			

(9/28), snapping a streak of 51 consecutive starts ... returned to the starting lineup @ Dal (10/5) and completed 23 of 39 attempts for 217 yards, two TDs and an INT ... missed the final 11 games due to the injured elbow.

**2007:** The only QB in the NFL to take every snap for his team, Palmer started all 16 games for the third straight season and broke two of his own club records with 373 completions and 4,131 passing yards, compiling a 64.9 completion percentage (575 attempts) with 26 TDs ... selected by his teammates to serve as a team captain for the first time in his career ... became the fifth fastest QB in NFL history to reach 100 career TD passes ... led two fourth quarter comeback wins on the season, giving him seven fourth quarter comebacks for his career ... established a franchise single-game record with six TD passes in Week 2 @ Cleveland, tying the NFL single-game high in 2007 ... in the season opening win on Monday Night vs. Bal (9/10), threw for 194 yards and two TDs while compiling a 100.3 passer rating; trailing 20-19 in the fourth quarter, hit Houshmandzadeh for a seven-yard game-winning TD ... established a franchise single-game record with six TD passes @ Cle (9/16) while adding 401 passing yards, the highest total in the AFC on the season; six TD passes tied Tom Brady (10/21 vs. Miami) for the most by a QB in a game in '07; at the time, Palmer was the first QB to throw six TD passes in a game since Peyton Manning had six vs. Detroit on 11/25/04 ... threw for 342 yards @ Sea (9/23), marking his second-highest passing total on the season; combined with his 401-yard performance the previous week, threw for at least 300 yards in back-to-back games for just the second time in his career ... threw for 226 yards and a TD on just 21 attempts in a comeback victory vs. NYJ (10/21); trailing 23-10 late in the third quarter, hit Houshmandzadeh for a three-yard TD that began a streak of 28 unanswered points by the Bengals ... led the Bengals to their third consecutive win, and fifth win in six tries against the Ravens when he completed 23 of 34 attempts for 271 yards @ Bal (11/11); combined with the '05 season, marked second season sweep of the Ravens in three years ... posted a then-career high 37 completions on 52 attempts vs. Ari (11/18) ... completed 32 of 38 pass attempts vs. Ten (11/25), establishing a career high with his 84.2 completion percentage;

threw for 283 yards and three TDs, giving him a 113.0 passer rating; connected with Johnson on all three TDs in the 35-6 victory ... hit WR Chris Henry for a 52-yard TD in the second quarter on Saturday Night @ SF (12/15), marking his 100th career TD pass; 100th career TD pass came in just his 59th game, making him the fifth-fastest QB in NFL history to reach the century mark, trailing only Dan Marino (44), Kurt Warner (50), Johnny Unitas (53) and Peyton Manning (56) ... finished the season by posting a season-high 121.4 passer rating @ Mia (12/30) after completing 23 of 32 attempts (71.9%) for 316 yards, three TDs and a INT; second TD pass of the game was a season-long 70-yard strike to C. Johnson in the second quarter.

**2006:** Successfully returned from a knee injury suffered in the '05 postseason by starting all 16 games for the second straight year and became the first QB in franchise history to throw for over 4,000 yards in a season ... earned second straight Pro Bowl selection and earned Pro Bowl MVP honors ... completed 324 of 520 pass attempts (62.3%) for 4,035 yards and 28 TDs ... ranked second in the AFC in six passing categories: TDs (28), yards (4,035), completions (324), TD percentage (5.4), average gain per pass (7.76) and TD/INT differential (plus-15) ... had a streak of 153 consecutive passes without an INT between Weeks 3-8 ... posted a passer rating of 120+ in three consecutive games (9-11), marking the first time in his career he had a rating of 120+ in consecutive games ... posted his sixth career 300-yard outing when he completed 24 of 40 attempts for 352 yards, two TDs and two INTs in a win vs. Cle (9/17) ... tied a then-career high with four TD passes in a 28-20 road win @ Pit (9/24); four TD passes tied for the highest single game total among any AFC passer on the season; Steelers took a 17-14 lead into the fourth quarter before Palmer connected with Houshmandzadeh on two fourth quarter TD passes (9 and 30 yards) to lead the Bengals to the win ... completed 23 of 39 pass attempts for 240 yards and two TDs in a win vs. Car (10/22); trailing 14-10 entering the fourth quarter, Palmer orchestrated a 13-play, 86-yard TD drive in the fourth quarter, capped with a one-yard TD pass to Houshmandzadeh to give the Bengals a 17-14 win; game-winning drive also featured a 4th-n-1 gamble that resulted in a 32-yard completion to Johnson to the





Panthers' three-yard line ... threw for 266 yards and two TDs vs. Atl (10/29), including a 55-yard TD strike to Henry in the fourth quarter ... posted a career high 440 passing yards and established a then-career high with 31 completions as he added three TD passes and a passer rating of 131.1 vs. SD (11/12); connected with Johnson 11 times as the receiver established a franchise record with 260 yards on the day, including a 74-yard TD reception from Palmer that marked the Bengals longest play from scrimmage for the season; 440 passing yards ranked as the highest single-game total in the AFC on the season and the second-best mark in the NFL behind Drew Brees (510) ... threw for 275 yards on just 22 attempts, averaging a then-career high with 12.5 yards per pass attempt @ NO (11/19); threw for three TDs and posted a passer rating of 127.8, his second consecutive game with a passer rating of 120+; three TDs passes included 60-yard and 41-yard strikes to Johnson ... posted a season-high 78.1 completion percentage (25 of 32) and added three TDs, an INT and a passer rating of 120.7 in a win @ Cle (11/26); marked his third consecutive game with a passer rating of 120+, the longest streak of his career ... threw for 234 yards, including a 40-yard TD pass to Houshmandzadeh in the third quarter that proved to be the game-winner in a 17-13 Thursday Night victory vs. Bal (11/30); marked the Bengals third straight victory ... threw a pair of fourth-quarter TDs, a 66-yarder to Henry and five-yarder to Tony Stewart that gave the Bengals a 17-14 advantage in eventual 23-17 overtime loss in the season finale vs. Pit (12/31) ... became the first Bengals player to earn Pro Bowl MVP honors after throwing for two TDs and leading the game-winning FG drive as the AFC prevailed 31-18; TD passes came on a 72-yard strike to WR Reggie Wayne and a 42-yard pass to teammate Chad Johnson.

**2005:** Started all 16 regular season games and earned his first career Pro Bowl selection after leading the NFL with a franchise record 32 TD passes while guiding Cincinnati to an 11-5 record and division title ... started the team's Wild Card matchup but was knocked out of the game on the second snap after taking a blow to the knee ... during the regular season, led the NFL with a 67.8 completion percentage, completing a franchise record 345 passes on 509 attempts ... posted a franchise record 101.1 passer rating on the season, tying the NFL record by posting a 100+ passer rating in nine consecutive games dating back to the '04 season ... also tied the NFL record for most 100-plus passer ratings in a season (11) ... with 32 TD passes on the season compared to just 12 INTs, Palmer's TD/INT differential of plus-20 was the best mark in the NFL ... named AFC Offensive Player of Month in September after leading the team to a 3-0 record while posting a 114.0 passer rating (69 of 97, 71.1%, for 786 yards, 8 TDs and 2 INTs) ... opened the season by completing 26 of 34 pass attempts (76.5%) for 280 yards, two TDs, an INT and a 107.5 passer rating @ Cle (9/11) ... threw for a season-high 337 yards with three

## BEYOND THE HEISMAN

**Carson Palmer** is one of eight Heisman Trophy winners still active in the NFL and he is currently scheduled to face three of the other seven this season as a member of the Cardinals.


The number one overall pick in the 2003 NFL Draft, Palmer will face the two other active QBs who were Heisman Trophy winners and first overall draft picks—Carolina's Cam Newton and St. Louis' Sam Bradford.

### Heisman Trophy Winners Still Active

Year	Winner	Team
2011	Robert Griffin, III	Washington
2010	Cam Newton*	Carolina
2009	Mark Ingram, Jr.	New Orleans
2008	Sam Bradford*	St. Louis
2007	Tim Tebow	New England
2004	Matt Leinart	Free Agent
2002	Carson Palmer*	Arizona
1997	Charles Woodson	Oakland

\*1st Overall Pick in NFL Draft

TDs, including a 70-yard strike to Chad Johnson on second play from scrimmage in a 37-8 win vs. Min (9/18) ... finished the month of September by completing 16 of 23 attempts (69.6%) for 169 yards and three TDs @ Chi (9/25), including TD passes of 36 yards (Henry) and 40 yards (Johnson) ... threw for 276 yards and a TD while engineering a 13-play, 61-yard FG drive to beat the Texans in fourth quarter vs. Hou (10/2) ... threw for 239 yards, two TDs and a passer rating of 108.0 in a Sunday Night matchup @ Jax (10/9), posting a passer rating of 100+ in his fifth consecutive game to open the season and eighth consecutive game dating back to '04 ... had an 81.8 completion percentage (27 of 33) and compiled a 121.2 passer rating after throwing for 272 yards and two TDs @ Ten (10/16); marked his ninth consecutive game with a 100+ passer rating, tying the NFL record set by the Colts Peyton Manning in 2004; at one point in the contest, Palmer had completed 20 of 22 pass attempts for a 90.9 completion percentage ... threw three TD passes in a 21-14 win vs. GB (10/30), marking his sixth game (out of 8 on the season) with multiple TD passes ... recorded a passer rating of 128.4 @ Bal (11/6) after completing 19 of 26 pass attempts (73.1%) for 248 yards and two TDs in a 21-9 win over the division rival ... posted his second 300-yard passing game of the season when he threw for 335 yards and two TDs vs. Ind (11/20) in a 45-37 shootout loss; yardage total included a 68-yard TD pass to Johnson in the first quarter ... led the Bengals to a season sweep of the division rival Ravens after posting 302 yards, three TDs and a 124.6 passer rating in a 42-29 win vs. Bal (11/27); threw TD passes of 54 yards (Johnson), 30 yards (Houshmandzadeh) and 27 yards (Henry) on the day ... posted a 101.5 passer rating and threw three first half TD passes in a crucial road win against the eventual Super Bowl champs @ Pit (12/4); TD total included a 43-yard strike to Houshmandzadeh ... had a



four-yard TD pass to Houshmandzadeh on crucial 3rd-n-goal in the third quarter and led a 12-play, 43-yard drive that consumed the final 4:19 seconds of regulation and ended on a game-winning 37-yard FG as time expired in a 23-20 win vs. Cle (12/11) ... led the way with three TD passes and a 95.5 passer rating as the Bengals clinched their first divisional title and playoff berth since 1990 with a 41-17 win @ Det (12/18); third TD pass of the day was a seven-yarder to Houshmandzadeh in the second quarter that gave Palmer a franchise record 30 TD passes on the season, surpassing Ken Anderson's 1981 total of 29 ... threw for 266 yards and two TDs, including a 41-yard strike to Johnson in the second quarter vs. Buf (12/24) ... started the regular season finale @ KC (1/1/06) and completed five of eight pass attempts before leaving the game following the first quarter ... in the Bengals first postseason game since 1990, started the Wild Card matchup vs. Pit (1/8/06) and completed a 66-yard pass to Henry on his first pass attempt of the game, but was injured on the play when he was hit at the knees by the Steelers Kimo von Oelhoffen; hit tore Palmer's ACL and MCL ligaments in his left knee and ended his season.

**2004:** Started all 13 games he appeared in and took every offensive snap until he was sidelined with a knee ligament sprain suffered in Week 14 ... showed significant progress in posting a 96.9 passer rating over his last six games after posting a 62.6 rating in his first seven matchups ... following a 1-4 start, led the Bengals to a 5-3 record over the final eight games ... finished the season having completed 263 of 432 (60.9%) pass attempts for 2,897 yards, 18 TDs and 18 INTs ... led two fourth quarter comebacks on the season and was named AFC Offensive Player of the Week for leading a comeback win over the division rival Ravens in Week 13 ... made his NFL debut and threw TD passes of 6 and 63 yards @ NYJ (9/12); completed 18 of 27 attempts (66.7%) for 248 yards, two TDs, an INT and a passer rating of 105.2 in his first career NFL action ... earned his first career victory the following week in a 16-13 win vs. Mia (9/19) on Sunday Night Football; completed seven of eight pass attempts for 50 yards on the game-winning FG drive in final two minutes ... directed his second national primetime win of the season in Monday Night action vs. Den (10/25); completed 12 of 21 pass attempts for 198 yards, a TD, an INT and a passer rating of 85.0; had two 50-yard completions to WR Chad Johnson, one coming on a TD pass in the first quarter to give the Bengals a 7-0 lead ... completed 21 of 32 pass attempts (65.6%) for 212 yards and a TD in a 26-3 victory vs. Dal (11/7), adding his first career rushing TD on a two-yard run in the fourth quarter; passing TD came on a 76-yard completion to TE Matt Schobel in the third quarter that gave Cincinnati a 16-3 lead ... led the team to its third win in four games after completing 22 of 29 attempts (75.9%) for 251 yards, a season-high four TDs, three INTs and a passer rating of 101.4 vs. Cle (11/28); led Bengals back from 48-44

fourth-quarter deficit in 58-48 victory ... named AFC Offensive Player of the Week after leading a comeback win and throwing for 382 yards and three fourth-quarter TD passes @ Bal (12/5); down 20-3 after three quarters, Palmer threw TD passes of 13 and 12 yards to Chad Johnson and a nine-yard TD pass to WR T.J. Houshmandzadeh in the fourth quarter while also leading an eight-play 60-yard drive that ended in a 24-yard game-winning FG in the 27-26 victory ... completed 18 of 24 attempts (75.0%) for 202 yards, two TDs and an INT before sustaining a season-ending knee ligament strain late in the third quarter ... inactive (knee) for the final three games.

**2003:** Did not appear in a game during his rookie season ... inactive (3rd QB) for Games 1-5 and 13-16 ... DNP as the backup to Jon Kitna in Games 6-12.

## **COLLEGE:**

Played 53 games with 45 starts, competing over five seasons (1998-2002) because of injury-shortened '99 campaign for which he received a medical redshirt ... left USC as the Pac-10's all-time leader in passing yards (11,818), completions (927) and total offense (11,621) while his 72 career TD passes had also set a school record ... as a senior in 2002, won the Heisman Trophy after leading the Trojans to 11-2 record, including a 38-17 Orange Bowl win over Iowa ... established USC season records for completions (309), passing yards (3,942) and TD passes (33), and threw only 10 INTs ... led Trojans to wins in the last eight games of his senior season, with the team averaging 41.5 points per game during that stretch ... established a school record with seven 300-yards passing performances and threw at least two TD passes in nine straight games ... established a USC record with 147 consecutive pass attempts without an INT ... as a junior in 2001, completed 221 of 377 pass attempts (58.6%) for 2,717 yards, 13 TDs, 12 INTs ... led the team to four consecutive victories to end the season after a 2-5 start ... as a redshirt sophomore in 2000, completed 228 of 415 pass attempts for 2,914 yards, 16 TDs and 18 INTs ... as a true sophomore in 1999, led Trojans to victories in first two games, but suffered a season-ending broken right collarbone just before halftime at Oregon that led to a medical redshirt season ... his four starts as a freshman in 1998 made him only the second true freshman to start a game at QB for the storied program (following Rob Johnson, who started one game in '91).

## **PERSONAL:**

Attended Santa Margarita (Rancho Santa Margarita, CA) High School where he passed for 31 TDs and just four INTs while leading his team to a 14-0 record and its second consecutive state championship as a senior in 1997 ... established 27 school records in high school ... brother, Jordan, played QB at UTEP and in the NFL with Washington, Cincinnati and Jacksonville ... along with his wife, Shaelyn, the couple have three children.



## PALMER CAREER STATS

### Passing

Year	Team	GP/GS	Att	Cmp	Pct.	Yds	Yds/Att	TD	Int	Lg	Sk	Yds	
												Lst	Rating
2003	Cin	0/0	--	--	--	--	--	--	--	--	--	--	--
2004	Cin	13/13	432	263	60.9	2,897	6.7	18	18	76t	25	178	77.3
2005	Cin	16/16	509	345	67.8	3,836	7.5	32	12	70t	19	105	101.1
2006	Cin	16/16	520	324	62.3	4,035	7.8	28	13	74t	36	233	93.9
2007	Cin	16/16	575	373	64.9	4,131	7.2	26	20	70t	17	119	86.7
2008	Cin	4/4	129	75	58.1	731	5.7	3	4	36	11	67	69.0
2009	Cin	16/16	466	282	60.5	3,094	6.6	21	13	73	26	213	83.6
2010	Cin	16/16	586	362	61.8	3,970	6.8	26	20	78t	26	201	82.4
2011	Oak	10/9	328	199	60.7	2,753	8.4	13	16	78	17	119	80.5
2012	Oak	15/15	565	345	61.1	4,018	7.1	22	14	64t	26	199	85.3
<b>Total</b>		<b>122/121</b>	<b>4,110</b>	<b>2,568</b>	<b>62.5</b>	<b>29,465</b>	<b>7.2</b>	<b>189</b>	<b>130</b>	<b>78t</b>	<b>203</b>	<b>1,434</b>	<b>86.2</b>

### Rushing

Year	Team	Att	Yds	Avg	Lg	TD
2003	Cin	--	--	--	--	--
2004	Cin	18	47	2.6	14	1
2005	Cin	34	41	1.2	14	1
2006	Cin	26	37	1.4	11	0
2007	Cin	24	10	0.4	10	0
2008	Cin	6	38	6.3	15	0
2009	Cin	39	93	2.4	15	3
2010	Cin	32	50	1.6	9	0
2011	Oak	16	20	1.3	10	1
2012	Oak	18	36	2.0	9	1
<b>Total</b>		<b>213</b>	<b>372</b>	<b>1.7</b>	<b>15</b>	<b>7</b>

### Single Game Highs:

**Attempts:** 61, vs. Tampa Bay, 11/4/12; **Completions:** 39, vs. Tampa Bay, 11/4/12; **Yards:** 440, vs. San Diego, 11/12/06; **Passing TDs:** 6, @ Cleveland, 9/16/07; **Long Pass:** 78, twice, last vs. San Diego, 1/1/12; **Completion Pct.:** 84.2, vs. Tennessee, 11/25/07 (32 of 38); **Rating:** 157.2, vs. San Diego, 12/26/10 (21-16-0, 269 yds., 4 TDs); **Interceptions:** 4, twice, last @ Green Bay, 12/11/11; **Rushing Yards:** 23, @ NY Giants, 9/21/08; **Rushing TDs:** 2, @ Oakland, 11/22/09; **Long Run:** 15, twice, last @ Cleveland, 10/4/09.

**Career Regular Season Record as a Starter: 54-68 (.443):** 6-7 (.462) in 2004; 11-5 (.688) in 2005; 8-8 (.500) in 2006; 7-9 (.438) in 2007; 0-4 (.000) in 2008; 10-6 (.625) in 2009; 4-12 (.250) in 2010; 4-5 (.444) in 2011; 4-11 (.267) in 2012.

## PALMER POSTSEASON STATS

### Passing

Year	Team	GP/GS	Att	Cmp	Pct.	Yds	Yds/Att	TD	Int	Lg	Sk	Yds	
												Lst	Rating
2005	Cin	1/1	1	1	100.0	66	66.0	0	0	66	0	0	118.9
2009	Cin	1/1	36	18	50.0	146	4.1	1	1	19	3	36	58.3
<b>Total</b>		<b>2/2</b>	<b>37</b>	<b>19</b>	<b>51.4</b>	<b>212</b>	<b>5.7</b>	<b>1</b>	<b>1</b>	<b>66</b>	<b>3</b>	<b>36</b>	<b>66.5</b>

### Rushing

Year	Team	Att	Yds	Avg	Lg	TD
2005	Cin	0	0	0.0	0	0
2009	Cin	1	2	2.0	2	0
<b>Total</b>		<b>1</b>	<b>2</b>	<b>2.0</b>	<b>2</b>	<b>0</b>

**Career postseason record as starter: 0-2 (.000);** 0-1 in 2005; 0-1 in 2009.

## PALMER GAME-BY-GAME STATS

### 2012 (Raiders)

Date	Opp	GP/GS	Att	Cmp	Pct	Yds	Yds/Att	TD	Int	Lg	Yds		Rating	W/L
											Sk	Lst		
Sept. 10	SD	1/1	46	32	69.6	297	6.5	1	0	26	3	21	94.2	L
Sept. 16	@ Mia	1/1	48	24	50.0	373	7.8	1	1	64t	0	0	74.4	L
Sept. 23	PIT	1/1	34	24	70.6	209	6.2	3	1	18	1	7	103.7	W
Sept. 30	@ Den	1/1	34	19	55.9	202	5.9	0	0	37	3	21	73.4	L
Oct. 14	@ Atl	1/1	33	23	69.7	353	10.7	1	1	49	3	28	102.2	L
Oct. 21	JAX	1/1	46	26	56.5	298	6.5	1	1	59	2	16	74.4	W
Oct. 28	@ KC	1/1	28	14	50.0	209	7.5	2	1	58	0	0	83.8	W
Nov. 4	TB	1/1	61	39	63.9	414	6.8	4	3	46	2	16	85.0	L
Nov. 11	@ Bal	1/1	45	29	64.4	368	8.2	2	1	55t	3	18	95.4	L
Nov. 18	NO	1/1	40	22	55.0	312	7.8	2	2	56	3	28	76.3	L
Nov. 25	@ Cin	1/1	34	19	55.9	146	4.3	1	1	26	4	27	64.1	L
Dec. 2	CLE	1/1	54	34	63.0	351	6.5	2	1	64t	1	7	86.3	L
Dec. 6	DEN	1/1	30	19	63.3	273	9.1	2	1	58	1	10	101.1	L
Dec. 16	KC	1/1	29	18	62.1	182	6.3	0	0	19	0	0	80.0	W
Dec. 23	@ Car	1/1	3	3	100.0	31	10.3	0	0	22	0	0	109.7	L
Dec. 30	@ SD	Inactive - Ribs												
<b>Total</b>		<b>15/15</b>	<b>565</b>	<b>345</b>	<b>61.1</b>	<b>4,018</b>	<b>7.1</b>	<b>22</b>	<b>14</b>	<b>64t</b>	<b>26</b>	<b>199</b>	<b>85.3</b>	<b>4-11</b>

### 2011 (Raiders)

Sept. 12	@ Den	Not with team												
Sept. 18	@ Buf	Not with team												
Sept. 25	NYJ	Not with team												
Oct. 2	NE	Not with team												
Oct. 9	@ Hou	Not with team												
Oct. 16	CLE	Not with team												
Oct. 23	KC	1/0	21	8	38.1	116	5.5	0	3	30	0	0	17.3	L
Nov. 6	DEN	1/1	35	19	54.3	332	9.5	3	3	40t	2	16	79.7	L
Nov. 10	@ SD	1/1	20	14	70.0	299	14.9	2	1	55	1	1	125.0	W
Nov. 20	@ Min	1/1	23	17	73.9	164	7.1	1	0	21	4	25	107.9	W
Nov. 27	CHI	1/1	37	21	56.8	301	8.1	0	1	47	4	33	72.0	W
Dec. 4	@ Mia	1/1	41	20	48.8	273	6.7	2	1	40t	2	15	76.6	L
Dec. 11	@ GB	1/1	42	24	57.1	247	5.9	1	4	34	1	7	42.6	L
Dec. 18	DET	1/1	40	32	80.0	367	9.2	1	0	43t	3	22	113.2	L
Dec. 24	@ KC	1/1	26	16	61.5	237	9.1	1	2	61t	0	0	72.1	W
Jan. 1	SD	1/1	43	28	65.1	417	9.7	2	1	78	0	0	102.6	L
<b>Total</b>		<b>10/9</b>	<b>328</b>	<b>199</b>	<b>60.7</b>	<b>2,753</b>	<b>8.4</b>	<b>13</b>	<b>16</b>	<b>78</b>	<b>17</b>	<b>119</b>	<b>80.5</b>	<b>4-5</b>

### 2010 (Bengals)

Sept. 12	@ NE	1/1	50	34	68.0	345	6.9	2	1	51	1	4	92.5	L
Sept. 19	BAL	1/1	35	16	45.7	167	4.8	0	0	29	1	8	60.1	W
Sept. 26	@ Car	1/1	37	19	51.4	195	5.3	1	2	27	1	10	53.3	W
Oct. 3	@ Cle	1/1	36	25	69.4	371	10.3	2	0	78t	4	25	121.4	L
Oct. 10	TB	1/1	36	21	58.3	209	5.8	2	3	43t	0	0	58.7	L
Oct. 24	@ Atl	1/1	50	36	72.0	412	8.2	3	0	64t	3	27	116.4	L
Oct. 31	MIA	1/1	38	17	44.7	156	4.1	2	1	37t	0	0	63.0	L
Nov. 8	PIT	1/1	36	22	61.1	248	6.9	2	1	27t	4	30	88.7	L
Nov. 14	@ Ind	1/1	42	31	73.8	292	6.9	2	3	25	3	23	78.7	L
Nov. 21	BUF	1/1	34	19	55.9	230	6.8	2	2	48	0	0	71.9	L
Nov. 25	@ NYJ	1/1	38	17	44.7	135	3.6	1	2	25	3	18	41.0	L
Dec. 5	NO	1/1	33	23	69.7	249	7.6	1	0	33	3	34	101.7	L
Dec. 12	@ Pit	1/1	32	20	62.5	178	5.6	1	3	24	3	22	48.7	L
Dec. 19	CLE	1/1	23	14	60.9	209	9.1	0	0	53	0	0	90.7	W
Dec. 26	SD	1/1	21	16	76.2	269	12.8	4	0	59t	0	0	157.2	W
Jan. 2	@ Bal	1/1	45	32	71.1	305	6.8	1	2	39	0	0	78.5	L
<b>Total</b>		<b>16/16</b>	<b>586</b>	<b>362</b>	<b>61.8</b>	<b>3,970</b>	<b>6.8</b>	<b>26</b>	<b>20</b>	<b>78t</b>	<b>26</b>	<b>201</b>	<b>82.4</b>	<b>4-12</b>





## PALMER GAME-BY-GAME STATS

### 2009 (Bengals)

Date	Opp	GP/GS	Att	Cmp	Pct	Yds	Yds/Att	TD	Int	Lg	Sk	Yds		Rating	W/L
												Lst	Rating		
Sept. 13	DEN	1/1	33	21	63.6	247	7.5	0	2	34	3	26	61.0	L	
Sept. 20	@ GB	1/1	23	15	65.2	185	8.0	3	2	44	2	17	93.3	W	
Sept. 27	PIT	1/1	37	20	54.1	183	4.9	1	0	21	2	10	76.7	W	
Oct. 4	@ Cle	1/1	44	23	52.3	230	5.2	2	1	27	2	9	73.1	W	
Oct. 11	@ Bal	1/1	31	18	58.1	271	8.7	1	1	73	1	10	84.2	W	
Oct. 18	HOU	1/1	35	23	65.7	259	7.4	1	1	50	1	9	85.3	L	
Oct. 25	CHI	1/1	24	20	83.3	233	9.7	5	0	29	0	0	146.7	W	
Nov. 8	BAL	1/1	33	20	60.6	224	6.8	1	0	32	1	1	91.0	W	
Nov. 15	@ Pit	1/1	30	18	60.0	178	5.9	0	0	25	2	21	76.8	W	
Nov. 22	@ Oak	1/1	22	14	63.6	207	9.4	0	1	40	3	36	75.4	L	
Nov. 29	CLE	1/1	24	13	54.2	110	5.6	1	0	19	3	14	80.2	W	
Dec. 6	DET	1/1	29	17	58.6	220	7.6	1	2	36t	2	18	65.3	W	
Dec. 13	@ Min	1/1	25	15	60.0	94	3.8	1	0	15t	1	12	81.1	L	
Dec. 20	@ SD	1/1	40	27	67.6	314	7.9	2	1	49t	2	21	97.3	L	
Dec. 27	KC	1/1	25	17	68.0	139	5.6	2	1	21	1	9	91.9	W	
Jan. 3	@ NYJ	1/1	11	1	9.1	0	0.0	0	1	0	0	0	1.7	L	
<b>Total</b>		<b>16/16</b>	<b>466</b>	<b>282</b>	<b>60.5</b>	<b>3,094</b>	<b>6.6</b>	<b>21</b>	<b>13</b>	<b>73</b>	<b>26</b>	<b>213</b>	<b>83.6</b>	<b>10-6</b>	
Jan. 9	NYJ	1/1	36	18	50.0	146	4.1	1	1	19	3	36	58.4	L	
<b>Postseason</b>		<b>1/1</b>	<b>36</b>	<b>18</b>	<b>50.0</b>	<b>146</b>	<b>4.1</b>	<b>1</b>	<b>1</b>	<b>19</b>	<b>3</b>	<b>36</b>	<b>58.4</b>	<b>0-1</b>	

### 2008 (Bengals)

Sept. 7	@ Bal	1/1	24	9	37.5	94	3.9	0	1	24	2	10	32.3	L
Sept. 14	TEN	1/1	27	16	59.3	134	4.9	0	2	36	1	7	41.3	L
Sept. 21	@ NYG	1/1	39	27	69.2	286	7.3	1	0	26	6	41	98.9	L
Sept. 28	CLE	Inactive - Elbow												
Oct. 5	@ Dal	1/1	39	23	59.0	217	5.7	2	1	25	2	9	80.8	L
Oct. 12	@ NYJ	Inactive - Elbow												
Oct. 19	PIT	Inactive - Elbow												
Oct. 26	@ Hou	Inactive - Elbow												
Nov. 2	JAX	Inactive - Elbow												
Nov. 16	PHI	Inactive - Elbow												
Nov. 20	@ Pit	Inactive - Elbow												
Nov. 30	BAL	Inactive - Elbow												
Dec. 7	@ Ind	Inactive - Elbow												
Dec. 14	WAS	Inactive - Elbow												
Dec. 21	@ Cle	Inactive - Elbow												
Dec. 28	KC	Inactive - Elbow												
<b>Total</b>		<b>4/4</b>	<b>129</b>	<b>75</b>	<b>58.1</b>	<b>731</b>	<b>5.7</b>	<b>3</b>	<b>4</b>	<b>36</b>	<b>11</b>	<b>67</b>	<b>69.0</b>	<b>0-4</b>

### 2007 (Bengals)

Sept. 10	BAL	1/1	32	20	62.5	194	6.1	2	0	39t	1	13	100.3	W
Sept. 16	@ Cle	1/1	50	33	66.0	401	8.0	6	2	32	1	7	113.4	L
Sept. 23	@ Sea	1/1	43	27	62.8	342	7.9	1	2	35t	2	14	75.9	L
Oct. 1	NE	1/1	35	21	60.0	234	6.7	1	2	23	1	8	65.7	L
Oct. 14	@ KC	1/1	43	26	60.5	320	7.4	2	2	42t	4	25	79.6	L
Oct. 21	NYJ	1/1	21	14	66.7	226	10.8	1	1	56	1	8	98.5	W
Oct. 28	PIT	1/1	31	23	74.2	205	6.6	1	0	28	0	0	102.2	L
Nov. 4	@ Buf	1/1	39	26	66.7	271	6.9	2	1	43	0	0	93.0	L
Nov. 11	@ Bal	1/1	34	23	67.6	271	7.9	0	0	50	3	15	91.7	W
Nov. 18	ARI	1/1	52	37	71.2	329	6.3	2	4	37t	1	5	68.5	L
Nov. 25	TEN	1/1	38	32	84.2	283	7.5	3	1	26	1	5	113.0	W
Dec. 2	@ Pit	1/1	44	17	38.6	183	4.2	0	0	24	1	8	51.6	L
Dec. 9	STL	1/1	29	21	72.4	189	6.5	0	2	52	1	11	60.8	W
Dec. 15	@ SF	1/1	31	19	61.3	252	8.1	1	0	52t	0	0	97.8	L
Dec. 23	CLE	1/1	21	11	52.4	115	5.5	1	2	24	0	0	44.8	W
Dec. 30	@ Mia	1/1	32	23	71.9	316	9.9	3	1	70t	0	0	121.4	W
<b>Total</b>		<b>16/16</b>	<b>575</b>	<b>373</b>	<b>64.9</b>	<b>4,131</b>	<b>7.2</b>	<b>26</b>	<b>20</b>	<b>70t</b>	<b>17</b>	<b>119</b>	<b>86.7</b>	<b>7-9</b>

## PALMER GAME-BY-GAME STATS

### 2006 (Bengals)

Date	Opp	GP/GS	Att	Cmp	Pct	Yds	Yds/Att	TD	Int	Lg	Yds		Rating	W/L
											Sk	Lst		
Sept. 10	@ KC	1/1	19	13	68.4	127	6.7	0	0	30	1	7	87.0	W
Sept. 17	CLE	1/1	40	24	60.0	352	8.8	2	2	43	4	31	84.6	W
Sept. 24	@ Pit	1/1	26	18	69.2	193	7.4	4	2	30t	6	34	98.2	W
Oct. 1	NE	1/1	35	20	57.1	245	7.0	0	0	33	4	37	78.9	L
Oct. 15	@ TB	1/1	37	24	64.9	261	7.1	1	0	51	2	9	94.5	L
Oct. 22	CAR	1/1	39	23	59.0	240	6.2	2	0	32	2	10	94.0	W
Oct. 29	ATL	1/1	36	24	66.7	266	7.4	2	0	55t	2	8	106.9	L
Nov. 5	@ Bal	1/1	26	12	46.2	194	7.5	1	2	71	2	13	52.4	L
Nov. 12	SD	1/1	42	31	73.8	440	10.5	3	0	74t	3	23	131.1	L
Nov. 19	@ NO	1/1	22	14	63.6	275	12.5	3	1	60t	1	9	127.8	W
Nov. 26	@ Cle	1/1	32	25	78.1	275	8.6	3	1	43	1	0	120.7	W
Nov. 30	BAL	1/1	32	21	65.6	234	7.3	1	0	40t	2	7	97.7	W
Dec. 10	OAK	1/1	28	20	71.4	297	10.6	2	3	42	0	0	90.0	W
Dec. 18	@ Ind	1/1	28	14	50.0	176	6.3	0	0	46	4	31	69.9	L
Dec. 24	@ Den	1/1	40	21	52.5	209	5.2	2	2	26	2	15	63.4	L
Dec. 31	PIT	1/1	38	20	52.6	251	6.6	2	0	66t	0	0	91.0	L
<b>Total</b>		<b>16/16</b>	<b>520</b>	<b>324</b>	<b>62.3</b>	<b>4,035</b>	<b>7.8</b>	<b>28</b>	<b>13</b>	<b>74t</b>	<b>36</b>	<b>233</b>	<b>93.9</b>	<b>8-8</b>

### 2005 (Bengals)

Sept. 11	@ Cle	1/1	34	26	76.5	280	8.2	2	1	35	2	8	107.5	W
Sept. 18	MIN	1/1	40	27	67.5	337	8.4	3	1	70t	0	0	108.0	W
Sept. 25	@ Chi	1/1	23	16	69.6	169	7.4	3	0	40t	1	8	130.3	W
Oct. 2	HOU	1/1	34	25	73.5	276	8.1	1	0	22	2	3	107.0	W
Oct. 9	@ Jax	1/1	33	22	66.7	239	7.2	2	0	47	2	7	108.0	L
Oct. 16	@ Ten	1/1	33	27	81.8	272	8.2	2	0	35	1	4	121.2	W
Oct. 23	PIT	1/1	36	21	58.3	227	6.3	0	2	47	2	16	53.8	L
Oct. 30	GB	1/1	34	22	64.7	237	6.9	3	1	38	2	15	102.2	W
Nov. 6	@ Bal	1/1	26	19	73.1	248	9.5	2	0	48	2	14	128.4	W
Nov. 20	IND	1/1	38	25	65.8	335	8.8	2	1	68t	1	7	100.2	L
Nov. 27	BAL	1/1	30	22	73.3	302	10.1	3	1	54t	0	0	124.6	W
Dec. 4	@ Pit	1/1	38	22	57.9	227	5.9	3	0	43t	1	5	101.5	W
Dec. 11	CLE	1/1	27	13	48.1	93	3.4	1	1	16	0	0	53.5	W
Dec. 18	@ Det	1/1	39	28	71.8	274	7.0	3	2	20	2	9	95.5	W
Dec. 24	BUF	1/1	36	25	69.4	266	7.4	2	2	41t	1	9	86.1	L
Jan. 1	@ KC	1/1	8	5	62.5	54	6.8	0	0	32	0	0	82.3	L
<b>Total</b>		<b>16/16</b>	<b>509</b>	<b>345</b>	<b>67.8*</b>	<b>3,836</b>	<b>7.5</b>	<b>32*</b>	<b>12</b>	<b>70t</b>	<b>19</b>	<b>105</b>	<b>101.1</b>	<b>11-5</b>
Jan. 8	PIT	1/1	1	1	100.0	66	66.0	0	0	66	0	0	118.8	L
<b>Postseason</b>		<b>1/1</b>	<b>1</b>	<b>1</b>	<b>100.0</b>	<b>66</b>	<b>66.0</b>	<b>0</b>	<b>0</b>	<b>66</b>	<b>0</b>	<b>0</b>	<b>118.8</b>	<b>0-1</b>

\*Led the NFL

### 2004 (Bengals)

Sept. 12	@ NYJ	1/1	27	18	66.7	248	9.2	2	1	53t	1	10	105.2	L
Sept. 19	MIA	1/1	38	21	55.3	147	3.9	0	1	20	5	31	53.3	W
Sept. 26	BAL	1/1	52	25	48.1	316	6.1	0	3	23	4	27	43.4	L
Oct. 3	@ Pit	1/1	37	20	54.1	164	4.4	1	2	24	1	8	52.1	L
Oct. 17	@ Cle	1/1	36	20	55.6	148	4.1	1	1	21	3	17	63.2	L
Oct. 25	DEN	1/1	21	12	57.1	198	9.4	1	1	50t	1	10	85.0	W
Oct. 31	@ Ten	1/1	36	20	55.6	247	6.9	0	1	62	4	30	65.4	L
Nov. 7	DAL	1/1	32	21	65.6	212	6.6	1	0	76t	0	0	94.8	W
Nov. 14	@ Was	1/1	39	24	61.5	217	5.6	1	2	34	0	0	63.7	W
Nov. 21	PIT	1/1	25	13	52.0	165	6.6	2	1	36t	3	18	82.9	L
Nov. 28	CLE	1/1	29	22	75.9	251	8.7	4	3	53t	0	0	101.4	W
Dec. 5	@ Bal	1/1	36	29	80.6	382	10.6	3	1	51	3	27	127.1	W
Dec. 12	@ NE	1/1	24	18	75.0	202	8.4	2	1	33	0	0	110.1	L
Dec. 19	BUF	Inactive - Knee												
Dec. 26	NYG	Inactive - Knee												
Jan. 2	@ Phi	Inactive - Knee												
<b>Total</b>		<b>13/13</b>	<b>432</b>	<b>263</b>	<b>60.9</b>	<b>2,897</b>	<b>6.7</b>	<b>18</b>	<b>18</b>	<b>76t</b>	<b>25</b>	<b>178</b>	<b>77.3</b>	<b>6-7</b>



## COLIN PARKER

### 52 | LINEBACKER

HT. 6-1 | WT. 223

COLLEGE  
Arizona State

HOMETOWN  
Chandler, AZ

HOW ACQUIRED  
FA-12

CARDINALS | YEARS NFL  
1 | 1

DOB: May 6, 1989

### PRO CAREER:

Signed by the Cardinals as an undrafted free agent on 4/30/12. Released on 8/31/12 and re-signed to the practice squad on 9/3/12. Signed a futures contract with the Cardinals on 1/11/13.

### COLLEGE:

Played in 46 games with 18 starts in four seasons with the Sun Devils ... totaled 140 tackles, nine tackles for loss, 2.5 sacks, an INT, five passes defended, five forced fumbles, and two fumble recoveries ... named honorable mention All-Pac-12 as a senior in '11 ... set career highs with 13 starts, a team-high 75 tackles, six tackles for loss, 2.5 sacks, four forced fumbles, and two fumble recoveries ... recorded his first career INT in the MAACO Bowl Las Vegas against Boise State ... played in all 12 games and made five starts as a junior in '10 ... collected 57 tackles, including three for loss, and had a blocked punt that was recovered for a TD at

California ... saw action in all 12 games and had five tackles while playing mostly on special teams as a sophomore in '09 ... played in nine games as a defensive reserve and on special teams and totaled three tackles as a freshman ... switched back to linebacker, his high school position, in 2008 after being recruited as a safety ... redshirted in 2007.

### PERSONAL:

Attended Hamilton (Chandler, AZ) High School where an injury prevented him from playing both as a junior and senior ... rated among the top 15 players in Arizona by Rivals.com, Scout.com, and Super-Prep prior to his senior season ... father is former NFL defensive back Anthony Parker, who played at Arizona State from 1984-87 and then spent time with the Colts, Chiefs, Vikings, Rams, and Buccaneers ... three-time Academic All-Conference selection while at Arizona State ... graduated with a degree in Marketing in May 2011.

## CARDINALS HONOR REPRESENTATIVE RUBEN GALLEGO THROUGH THE NFL HISPANIC HERITAGE LEADERSHIP AWARDS

The Cardinals honored Arizona State Representative Ruben Gallego at their September 23rd game against the Philadelphia Eagles as the recipient of the NFL Hispanic Heritage Leadership Award.

The NFL and the Hispanic Heritage Foundation (HHF) partnered for the second annual NFL Hispanic Heritage Leadership Awards during the 2012 celebration of Hispanic Heritage Month. The awards recognized the contributions of Hispanic leaders in each NFL market.

Rep. Gallego, D-Phoenix (District 16), is a community leader who sits on the board of the Phoenix Children's Museum and the South Mountain Community College Advisory Board. He is a graduate of Harvard College with a bachelor's degree in government and he is a native Spanish speaker. He previously served in the U.S. Marine Corps and completed a tour of duty in Iraq.

Each award recipient selected an organization of their choice that serves the local Hispanic community to receive a \$3,000 donation. Rep. Gallego chose the Madison Street Veterans Association to receive this donation. The Veterans Associations is a peer support organization of homeless and formerly homeless veterans.





# PATRICK PETERSON

21 | CORNERBACK

HT. 6-1 | WT. 219

COLLEGE  
LSU

HOMETOWN  
Fort Lauderdale, FL

HOW ACQUIRED  
D1/11 (5th)

CARDINALS | YEARS NFL

3 | 3

DOB: July 11, 1990

**PRO BOWL SELECTION: 2011, 2012**

## NOTE CARDS

- The Cardinals first-round selection in the 2011 NFL Draft and the 5th overall pick; was the first cornerback taken in draft.
- Selected to the 2012 NFC Pro Bowl squad at cornerback. After earning first-team All-Pro and Pro Bowl honors as a kick returner following his rookie season in 2011, joined Hall of Famer Rod Woodson as the only NFL players ever to be selected to the Pro Bowl as both a defender and kick returner. He also became the first Cardinals player since Vai Sikahema (1986-87) to earn Pro Bowl nods after each of his first two NFL seasons.
- Dating back to 1970, Peterson became just the ninth player selected to two Pro Bowls prior to their 23rd birthday, joining Barry Sanders, Emmitt Smith, Marshall Faulk, Jerome Bettis, Edgerin James, Randy Moss, Maurkice Pouncey and Shawne Merriman.
- Ranked fourth in the NFL with seven INTs in 2012 and became the first Cardinals player since Aeneas Williams in 1994 to record an INT in four consecutive games (Games 11-14).
- As a rookie in 2011, tied the NFL record and became just the fourth player in league history to return four punts for TDs in a single season. Joined Jack Christiansen (Detroit, 1951) as the only rookies in NFL history with four punt return TDs during their inaugural season.
- With punt return TDs of 99, 89, 82 and 80 yards in '11, became the first player in NFL history with four punt return TDs of 80+ yards in a single season.
- Led the NFL in punt return yards (699) and TDs (4) in '11 while finishing second in punt return average (15.9) behind Chicago's Devin Hester (16.2).
- In league history, only Chicago's Devin Hester (1,251) had more punt return yards during his first two seasons than Peterson (1,125).
- Established an NFL rookie record with 699 punt return yards, surpassing the previous record of 656, set by Pittsburgh's Louis Lipps in 1984. In addition to being a rookie record, his 699 punt return yards rank as the second-highest single-season total in NFL history behind Desmond Howard's 875 yards for Green Bay in 1996.
- His 99-yard punt return TD in overtime against St. Louis in Week 9 of the '11 campaign was the second-longest punt return in NFL history (103, Robert Bailey, 10/23/94). It also tied for the longest play in overtime in NFL history (99-yard pass from Philadelphia's Ron Jaworski to Mike Quick, 11/10/85).
- Named NFC Special Teams Player of the Week twice in '11 (Week 9 and Week 12) and was named NFC Special Teams Player of the Month for November that season.
- Is a cousin of former Cardinals and Steelers CB Bryant McFadden, DB Walter McFadden and WRs Santana Moss (Washington) and Sinorice Moss.

## PRO CAREER:

The Cardinals first-round selection (5th overall) in the 2011 NFL Draft, Peterson earned Pro Bowl honors in each of his first two seasons (2011-kick returner; 2012-cornerback) and has started all 32 games at cornerback.

**2012:** Started all 16 games for the second straight season, leading the team and finishing fourth in the NFL with seven INTs ... selected to the Pro Bowl as a CB, joining Hall of Famer Rod Woodson as the only players in NFL history

to be named to the Pro Bowl as both a defender and kick returner ... totaled 59 tackles, a team-high 17 passes defended, and one fumble recovery ... also had 51 punt returns for 426 yards (8.4 avg.) and three catches for 11 yards and two carries for 13 yards on offense ... recorded two tackles and one pass defended vs. Sea (9/9); returned four punts for 37 yards, including a 17-yard return in the second quarter that helped to set up a Cardinals TD drive ... collected his first INT of the season @ NE (9/16), picking off Tom Brady's



## RECORD SETTING TOUCHDOWNS

CB **Patrick Peterson** made a big splash on special teams as a rookie in 2011. He earned first-team All-Pro honors after tying the NFL record and becoming just the fourth player in league history to return four punts for TDs in a single season. He joined Jack Christiansen (Detroit, 1951) as the only rookies in NFL history with four punt return TDs during their inaugural season.

### NFL Record-Punt Return TDs In a Single Season

TDs	Player, Team, Year
4	<b>Patrick Peterson, Arizona, 2011+</b>
	Devin Hester, Chicago, 2007
	Rick Upchurch, Denver, 1976
	Jack Christiansen, Detroit, 1951+
3	Devin Hester, Chicago, 2010
	Johnnie Lee Higgins, Oakland, 2008
	Reggie Bush, New Orleans, 2008
	Adam Jones, Tennessee, 2006
	Devin Hester, Chicago, 2006+
	Eric Metcalf, San Diego, 1997
	Darrien Gordon, Denver, 1997
	Desmond Howard, Green Bay, 1996
	LeRoy Irvin, Los Angeles, 1981
	Billy (White Shoes) Johnson, Houston, 1975
	Emlen Tunnell, NY Giants, 1951

+Rookie season

It took Peterson just 11 games to establish a franchise career record for punt returns, surpassing the previous record of three which was shared by Ollie Matson and Vai Sikahema.



### Franchise Career Leaders-Punt Return TDs

TDs	Player, Years
4	<b>Patrick Peterson, 2011</b>
3	Ollie Matson, 1954, 55 (2)
	Vai Sikahema, 1986 (2), 87
2	Phil Sarboe, 1935
	Jerry Davis, 1948
	Charley Trippi, 1948
	John "Red" Cochran, 1949
	Billy Stacy, 1959
	Bobby Joe Conrad, 1959, 61
	Johnny Roland, 1966, 70

All four of Peterson's punt return TDs covered at least 80 yards, making him the first player in NFL history with four punt return TDs of 80+ yards in a single season.

In NFL history there have been six players who have returned a punt 80+ yards for a TD at least four times in their career. Peterson accomplished the feat in his first 31 career returns.

### Players With 4 Punt Return TDs of 80+ Yards (Career)

TDs	Player (Team)	Years
5	Devin Hester (Chi)	2006-
	Eric Metcalf (Cle, SD, Was)	1989-2002
4	<b>Patrick Peterson (Ari)</b>	<b>2011-</b>
	Darrien Gordon (SD, Den)	1993-2002
	Dante Hall (KC, StL)	2000-2008
	Tamarick Vanover (KC)	1995-2002

Peterson's 99-yard game-winning punt return TD in OT against the Rams in Week 9 of the '11 season was the second-longest punt return in NFL history.

### NFL Record-Longest Punt Returns

Yds	Player	Team	Opp
103t	Robert Bailey	LA Rams	vs. NO, 10/23/94
<b>99t</b>	<b>Patrick Peterson</b>	<b>Arizona</b>	<b>vs. StL, 11/6/11</b>
98t	Terance Mathis	NY Jets	vs. Dal, 11/4/90
	Dennis Morgan	Dallas	vs. StL, 10/13/74
	Charlie West	Minnesota	vs. Was, 11/3/68
	Gil LeFebvre	Cincinnati	vs. Brooklyn, 12/3/33

pass that was deflected by Darnell Dockett on the Patriots first play of the game; added three tackles, including one for loss, and one pass defended on defense; appeared on offense for two plays in a Wildcat formation, running one time for 17 yards ... collected one tackle vs. Phi (9/23); had 52 yards on five punt returns and ran one play on offense as a Wildcat QB ... recovered a fumble by Legedu Naanee and returned it 60 yards in the fourth quarter vs. Mia (9/30), the first fumble recovery of his career; also had five tackles and one pass defended; returned four punts for 18 yards ... picked off a Sam Bradford pass in the end zone during the third quarter @ StL (10/4); led the DBs with five tackles and had a team-high two passes defended; also had a season-high 76 yards on five punt returns ... recorded his third INT of the season by picking off wildcat QB Brad Smith's pass in the end zone in the fourth quarter vs. Buf (10/14); totaled four tackles and equaled a career high with three passes defended; also returned three punts for 36 yards ... recorded his fourth INT of the season vs. StL (11/25), picking off Sam Bradford in the end zone in the second quarter; added five tackles and one pass defended; returned four punts for 59 yards and matched his season-long with a 26-yard return in the first quarter ... collected his fifth INT of the season when he picked off Mark Sanchez in the second quarter @ NYJ (12/2); also had four solo tackles and one pass defended ... picked off Russell Wilson in the second quarter for his sixth INT of the year @ Sea (12/9); became first Cardinal with an INT in three straight games since Dexter Jackson in 2003; had two tackles and one pass defended; also had two punt returns for 11 yards and caught one pass for seven yards on offense ... recorded an INT for the fourth straight game vs. Det (12/16), picking off Matthew Stafford


in the second quarter and returning it 31 yards to set up a go-ahead TD; became the first Cardinals player with an INT in four straight games since Aeneas Williams in 1994; led the DBs with seven tackles and had two passes defended; also returned five punts for 54 yards ... recorded two unassisted tackles and two passes defended @ SF (12/30); also had 12 yards on two punt returns; left the game in the second half with a hamstring injury.

**2011:** Started all 16 games at CB and had a record-setting season as a punt returner, scoring four TDs and totaling 699 yards on 44 returns ... tied the NFL single-season record and set the franchise all-time record with four punt return TDs ... established an NFL rookie record with 699 punt return yards, which is also a franchise single-season record and ranks as the second-highest single-season total in NFL history (Desmond Howard, 875, 1996) ... led the league with four punt return TDs and 699 punt return yards and ranked second with a 15.9-yard return average ... selected to the Pro Bowl as a kick returner, becoming the first Cardinal rookie since Anquan Boldin (2003) to earn Pro Bowl honors; joined Johnny Bailey (1992) and Vai Sika-hema (1986-87) as the only players in franchise history to be named to the Pro Bowl as a kick returner ... named to the AP All-Pro

team as a kick returner, the only rookie named to the team ... on defense, totaled 63 tackles and one sack, and tied for second on the team with two INTs and 13 passes defended ... blocked two FGs, helping the Cardinals lead the NFL with five blocked FGs on the season

... started at CB in first career NFL game vs. Car (9/11); scored the game-winning TD with an 89-yard punt return in the fourth quarter, which marked the second-longest punt return in franchise history at the time (95 yards, Frank Bernardi, 10/14/56 at Washington);

became the first player in Cardinals history to return a punt for a TD in the season opener and it was the third-longest play on opening





weekend in team history; became the fifth Cardinals rookie to return a punt for a TD; also recorded three unassisted tackles on defense ... collected seven tackles @ Was (9/18) and returned two punts for 30 yards ... recorded his first career INT @ Sea (9/25) ... totaled a team-leading seven solo tackles and had two passes defended vs. NYG (10/2) ... matched his career high with seven unassisted tackles vs. Pit (10/23) ... returned a punt 82 yards for a TD in the second quarter @ Bal (10/30); marked his second punt return TD of the season, becoming the eighth player in franchise history to have at least two punt returns for TDs in a season; became the first player in team history with two career punt returns of 80+ yards ... scored the game-winning TD with a franchise-record 99-yard punt return in overtime vs. StL (11/6); became the first player in NFL history with three punt return TDs in his first eight career games; marked just the second game-winning punt return in overtime in NFL history (Kansas City's Tamarick Vanover, 86 yards vs. San Diego, 10/9/95); was the second-longest punt return in NFL history, behind only L.A. Rams Robert Bailey's 103-yard TD return vs. New Orleans on 10/23/94; became the first player in franchise history with

three punt return TDs in a season and tied Ollie Matson and Vai Sikahema for the franchise career record; became the first player in Cardinals history and just the eighth player in the NFL since 1970 with a punt return TD in consecutive games; also had his second INT of the season, picking off Sam Bradford on a flea flicker in the first quarter, and collected four tackles and a career-high three passes defended; named NFC Special Teams Player of the Week ... blocked David Akers 30-yard FG attempt in the second quarter @ SF (11/20); also had four unassisted tackles on defense and returned two punts for 22 yards ... returned a punt 80 yards for a TD in the third quarter @ StL (11/27); fourth punt return TD gave him the most of any player in franchise history, breaking a tie with Ollie Matson and Vai Sikahema; tied the NFL single-season record with four punt return TDs in a season and was just the second rookie to do so (Jack Christiansen, Detroit, 1951); became the first player in NFL history with four punt return TDs of 80+ yards in a season; combined with his 99-yard punt return TD against the Rams in week nine, joined Vai Sikahema (two against Tampa Bay on 12/21/96) as the only Cardinals with multiple punt return TDs against a single opponent in the

## ANOTHER NOD FOR PETERSON

CB **Patrick Peterson** earned his second career Pro Bowl nod—and first as a cornerback—after leading the Cardinals with seven INTs in 2012.

Peterson earned a spot on the roster at CB for the NFL squad a year after earning Pro Bowl honors as a kick returner. In earning recognition as a CB in '12, Peterson joined Hall of Famer Rod Woodson as the only two players ever selected to the Pro Bowl as both a defender and kick returner.

Peterson's seven INTs were good for fourth in the NFL in 2012, trailing only Chicago's Tim Jennings (9), the NY Giants Stevie Brown (8) and Seattle's Richard Sherman (8).

### 2012 NFL Leaders Interceptions

INTs	Player (Team)
9	Tim Jennings (Chicago)
8	Stevie Brown (NY Giants) Richard Sherman (Seattle)
7	<b>Patrick Peterson (Arizona)</b>
6	Thomas DeCoud (Atlanta) Casey Hayward (Green Bay)

With INTs in Weeks 12-15, Peterson became the first Cardinals player since Aeneas Williams in 1994 to record an INT in four straight contests. Only four players in franchise history had an INT streak longer than Peterson's mark.

### Franchise Record Consecutive Games with an INT

Gms	Player (Year)
7	Larry Wilson (1966)
6	Dick "Night Train" Lane (1954-55)
5	Pat Fischer (1963) Jerry Davis (1950)
4	13 times, most recently Patrick Peterson (2012)

Peterson's seven INTs in '12 were more than any Cardinals player since Kwamie Lassiter (9) in 2001.



same season; also led the DBs with five tackles; named NFL Special Teams Player of the Week; became the first player in team history to win Player of the Week twice in the same season against the same team; won NFC Special Teams Player of the Month for November ... collected five tackles and matched a career high with three passes defended vs. Dal (12/4) ... recorded his first career sack vs. SF (12/11), helping the Cardinals total five sacks for the second straight game; totaled five tackles and had one QB pressure; also had 44 yards on five punt returns ... had a 32-yard punt return in OT that helped lead to the game-winning FG vs. Cle (12/18); collected two tackles on defense ... posted one tackle for loss and two passes defended @ Cin (12/24); also had his first career pass reception on offense; left the game

in the second half with an Achilles injury ... returned four punts for 63 yards vs. Sea (1/1/12), setting a new rookie record with 699 punt return yards on the season; surpassed previous record-holder Louis Lipps (656, 1984) with a 42-yard return in the second quarter; blocked Steven Hauschka's 24-yard FG attempt in the third quarter, his second FG block of the season and fifth overall by the Cardinals; also added four tackles on defense.

## COLLEGE:

Played in 39 games (30 starts) and totaled 135 tackles, seven INTs, 22 passes defended, a forced fumble and a fumble recovery in three seasons at LSU before leaving for the NFL following his junior season ... one of the nation's most decorated collegiate players in 2010, winning both

## PILING UP THE YARDS

After posting 426 punt return yards in 2012, **Patrick Peterson** has totaled 1,125 punt yards in his NFL career. In NFL history, only Chicago's Devin Hester (1,251) had more punt return yards in his first two seasons.

### NFL Record—Punt Return Yards in 1st Two Seasons

Yds	Player, Years
1,251	Devin Hester (2006-07)
<b>1,125</b>	<b>Patrick Peterson (2011-12)</b>
1,103	Neal Colzie (1975-76)
1,093	Louis Lipps (1984-85)
1,072	Vai Sihakema (1986-87)

With 699 punt return yards in 2011, Peterson established a new NFL record for punt return yards by a rookie, surpassing the previous record held by Pittsburgh's Louis Lipps (656, 1984).

### NFL Record—Punt Return Yards in Rookie Season

Yds	Player, Team	Year
<b>699</b>	<b>Patrick Peterson, Arizona</b>	<b>2011</b>
656	Louis Lipps, Pittsburgh	1984
655	Neal Colzie, Oakland	1975
619	Leon Johnson, NY Jets	1997
608	Mike Haynes, New England	1976

In addition to setting an NFL rookie record, Peterson's 699 punt return yards in 2011 rank as the second-highest single season total in NFL history. Only Desmond Howard, who posted 875 yards for Green Bay in 1996, had more punt return yards in a season than Peterson.

### NFL Record—Punt Return Yards in a Season

Yds	Player, Team	Year
875	Desmond Howard, Green Bay	1996
<b>699</b>	<b>Patrick Peterson, Arizona</b>	<b>2011</b>
692	Fulton Walker, Miami-L.A. Raiders	1985
666	Greg Pruitt, L.A. Raiders	1983
662	Derrick Mason, Tennessee	2000

Peterson's 699 punt return yards shattered the franchise single season record, previously held by Vai Sihakema who had 550 punt return yards in 1987.

### Punt Return Yards in a Season—Franchise Record

Yds	Player, Year
<b>699</b>	<b>Patrick Peterson, 2011</b>
550	Vai Sihakema, 1987
522	Vai Sihakema, 1986
462	Kevin Williams, 1997
461	Arnold Jackson, 2001



the Bednarik Award (nation's top defender) and the Thorpe Award (nation's top defensive back) ... was the first LSU player to win either award and became the first defensive back to win the Bednarik Award since Michigan's Charles Woodson in 1997 ... scored four TDs during his Tigers career, returning two punts, an INT and a blocked FG for TDs ... a unanimous All-American selection as a junior in '10, became the first player in school history to win the Bednarik Award as the nation's top defender ... also became the first player in LSU history to win the Thorpe Award as the nation's top DB ... earned SEC Defensive Player of the Year and Special Teams Player of the Year honors from the league's coaches ... All-SEC first-team selection as a CB and return specialist ... a defensive captain, started all 13 games at right CB and totaled 42 tackles (29 solos), four INTs and six passes defended ... added 1.5 tackles for loss, one QB hurry and blocked a FGA for an LSU defense that ranked in the top 12 nationally in three categories (scoring defense, pass defense and total defense) ... returned two punts for TDs ... established school records with 32 kickoffs for 932 yards, ranking first in the SEC and ninth in the country with an average of 29.1 yards per return ... 932 kick return yards ranked as the fifth-best total in SEC history and shattered the previous school record of 618 yards, established

by Domanick Davis in 1999 ... returned 26 punts for 418 yards and two TDs, placing first in the SEC and fourth in the country with an average of 16.1 yards per return ... All-SEC second-team choice by the league's coaches and media and co-recipient of LSU's Percy E. Roberts Award as the team's most outstanding defensive player during his sophomore season in '09 ... earned second-team All-America honors from the Sporting News ... started all 13 games at right CB and tallied a career-high 52 tackles (43 solos), two INTs (one of which he returned for a TD) and 13 passes defended ... also recovered one fumble ... held Georgia standout WR A.J. Green to just four catches earlier in the year and limited Alabama WR Julio Jones to just three receptions ... picked up a blocked FGA and raced 53 yards for a TD in the first quarter at Ole Miss ... played in 13 games with four starts as a freshman in '08, starting the final four contests of the season, including a bowl win over Georgia Tech ... totaled 41 tackles, an INT, three passes defended, a forced fumble and a QB hurry.

## PERSONAL:

One of the most highly prized recruits in the country, Peterson was named the USA Today Defensive Player of the Year as a senior in 2007 at Blanche Ely (Pompano Beach, FL) High School and was named to the Parade All-America team and the

## CARDINALS IN THE COMMUNITY

Pro Bowler **Patrick Peterson's** play on the field has made him one of the team's highest profile stars. He has used his status to give back to the community through his foundation and his various charity work.

In 2012, he created the "Foundation for Success" to give all youth a safe haven to turn to and a place that delivers hope, encourages positive direction and inspires purpose in their lives. The foundation hopes to implement an excellent balance for community development.

One of his annual events is the "Walking on Sunshine" family fun day in Baton Rouge, LA, where Peterson attended college. The event brings hope to children who are battling cancer through a positive financial blessing while also increasing awareness to all of the devastating effects of cancer in children. This issue is very important to Peterson since his mom, Shandra, is a cancer survivor.

This past June, he also held a football camp featuring NFL players, high school and college coaches instructing kids ages 7-17 in his hometown of Pompano Beach, FL.

Peterson helps to raise money for his foundation through the sales of various eye black stickers on his website.

In addition to his foundation work, Peterson also took part in the team's annual "Feed the Hungry" event at the Phoenix Rescue Mission during Thanksgiving. He joined team President Michael Bidwill and Cardinals teammates to serve Thanksgiving dinner for the less fortunate.

This past offseason, Peterson joined Cardinals teammates, President Michael Bidwill, head coach Bruce Arians and GM Steve Keim to take part in a tweetup hosted by SI's Peter King at Tom's Tavern the night before Pat's Run to benefit the Tillman Foundation.

For more information about Peterson's foundation and community work, visit <http://www.p2nation.net/Foundation>.





USA Today All-America Team ... played in the U.S. Army All-American Bowl and was one of six finalists for the U.S. Army Player of the Year Award ... totaled 21 tackles and five INTs as a senior, adding 733 yards rushing and 11 TDs on offense ... as a junior, earned All-Broward County first-team and 5A All-State second-team honors after totaling seven INTs and 37 tackles ... scored six TDs as

a junior, three on kickoff returns, two as a receiver and one on the ground ... rushed for 213 yards on just 10 carries as a RB ... brother, Avery Johnson, is a WR at LSU ... went by the name Patrick Johnson (his mother's maiden name) before formally changing his last name to Peterson in August 2008, to match his biological father, Patrick, Sr. ... Sports Administration major.

## PETERSON CAREER STATS

Year	Team	GP/GS	Tackles			Sacks		Interceptions					FR	FF	STT
			Solo	Asst	Ttl	Sk	Yds	Int	Yds	Lq	TD	PD			
2011	Ariz	16/16	57	6	63	1.0	4	2	1	1	0	13	0	0	0
2012	Ariz	16/16	50	9	59	0.0	0	7	64	31	0	17	1	0	0
<b>Total</b>		<b>32/32</b>	<b>107</b>	<b>15</b>	<b>122</b>	<b>1.0</b>	<b>4</b>	<b>9</b>	<b>65</b>	<b>31</b>	<b>0</b>	<b>30</b>	<b>1</b>	<b>0</b>	<b>0</b>

### Single Game Highs:

**Total Tackles:** 7, four times, last vs. Detroit, 12/16/12; **Solo Tackles:** 7, three times, last vs. Detroit, 12/16/12; **Interceptions:** 1, nine times, last vs. Detroit, 12/16/12; **Passes Defended:** 3, three times, last vs. Buffalo, 10/14/12; **Sacks:** 1, vs. San Francisco, 12/11/11; **Fumble Recoveries:** 1, vs. Miami, 9/30/12.

### Additional Statistics:

**Blocked Field Goals: Career:** 2; 1, vs. Seattle, 1/1/12; 1, @ San Francisco, 11/20/11; **Rushing: Career:** 3-13; 1-(-4) vs. Philadelphia, 9/23/12; 1-17 @ New England, 9/16/12; 1-0 @ St. Louis, 11/27/11; **Receiving: Career:** 4-10; 1-6 vs. Chicago, 12/23/12; 1-7 @ Seattle, 12/9/12; 1-(-2) vs. San Francisco, 10/29/12; 1-(-1) @ Cincinnati, 12/24/11.

Year	Team	Att	Punt Returns		Lq	FC	TD
			Yds	Avg			
2011	Ariz	44	699*	15.9	99t	22	4+
2012	Ariz	51	426	8.4	26	14	0
<b>Total</b>		<b>95</b>	<b>1,125</b>	<b>11.8</b>	<b>99t</b>	<b>36</b>	<b>4</b>

\*Led NFL +Tied NFL Single-Season Record

### Single Game Highs:

**Punt Return:** 6, @ Philadelphia, 11/13/11; **Punt Return Yards:** 127, vs. St. Louis, 11/6/11 (OT); **Long Punt Return:** 99t, vs. St. Louis, 11/6/11 (OT); **Punt Return Touchdowns:** 1, four times, last @ St. Louis, 11/27/11 (OT).

## PETERSON GAME-BY-GAME STATS

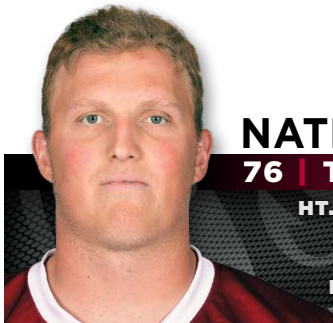
### Punt Returns

### 2012

Date	Opp	Att	Yds	Avg	Lq	TD	FC
Sept. 9	SEA	4	37	9.3	17	0	0
Sept. 16	@ NE	1	3	3.0	3	0	1
Sept. 23	PHI	5	52	10.4	17	0	0
Sept. 30	MIA	4	18	4.5	8	0	1
Oct. 4	@ STL	5	76	15.2	26	0	0
Oct. 14	BUF	3	36	12.0	20	0	0
Oct. 21	@ MIN	4	7	1.8	6	0	1
Oct. 29	SF	4	15	3.8	6	0	1
Nov. 4	@ GB	4	19	4.8	11	0	1
Nov. 18	@ ATL	1	7	7.0	7	0	0
Nov. 25	STL	4	59	14.8	26	0	1
Dec. 2	@ NYJ	1	9	9.0	9	0	1
Dec. 9	@ SEA	2	11	5.5	11	0	1
Dec. 16	DET	5	54	10.8	16	0	2
Dec. 23	CHI	1	11	5.5	13	0	4
Dec. 30	@ SF	2	12	6.0	7	0	0
<b>Total</b>		<b>51</b>	<b>426</b>	<b>8.4</b>	<b>26</b>	<b>0</b>	<b>14</b>

### 2011

Date	Opp	Att	Yds	Avg	Lq	TD	FC
Sept. 11	CAR	2	98	49.0	89t	1	2
Sept. 18	@ Was	2	30	15.0	29	0	1
Sept. 25	@ Sea	4	19	4.8	12	0	1
Oct. 2	NYG	3	28	9.3	12	0	0
Oct. 9	@ Min	0	0	0.0	0	0	3
Oct. 23	PIT	0	0	0.0	0	0	2
Oct. 30	@ Bal	4	112	28.0	82t	1	0
Nov. 6	STL	4	127	31.8	99t	1	1
Nov. 13	@ Phi	6	27	4.5	10	0	2
Nov. 20	@ SF	2	22	11.0	12	0	1
Nov. 27	@ StL	4	95	23.8	80t	1	1
Dec. 4	DAL	1	1	1.0	1	0	1
Dec. 11	SF	5	44	8.8	19	0	1
Dec. 18	CLE	3	33	11.0	32	0	1
Dec. 24	@ Cin	0	0	0.0	0	0	1
Jan. 1	SEA	4	63	15.8	42	0	4
<b>Total</b>		<b>44</b>	<b>699</b>	<b>15.9</b>	<b>99t</b>	<b>4</b>	<b>22</b>



## NATE POTTER

### 76 | TACKLE

HT. 6-5 | WT. 295

COLLEGE  
Boise State

HOMETOWN  
Boise, ID

HOW ACQUIRED  
D7/12 (221st)

CARDINALS | YEARS NFL  
2 | 2

DOB: May 16, 1988

### NOTECARDS

■ Arizona's seventh round selection (221st overall) in the 2012 NFL Draft, Potter moved into the starting role at LT last season and started the final six games he appeared in as a rookie before an ankle injury kept him out of the season finale at San Francisco.

■ When he was selected by Arizona in the NFL Draft, he became just the second Boise State player ever selected by the Cardinals and first since DT Ron Franklin was taken in the 15th round (386th overall) in 1975. He was one of six Bronco players drafted in 2012, an all-time record for the school.

### PRO CAREER:

Selected by the Cardinals in the seventh round (221st overall) of the 2012 NFL Draft, Potter started six of the eight games he appeared in during his rookie campaign.

**2012:** Played eight games in his rookie season, taking over as the starting LT after the bye week and started six straight games before missing the season finale with an ankle injury ... active but did not play in each of the first four games of the season ... made his NFL debut playing one snap as an extra offensive lineman on a QB sneak @ StL (10/4) ... active but did not play in the next three games ... came in at LT in the second quarter and played the remainder of the game @ GB (11/4); also played as a tackle-eligible lineman on LaRod Stephens-Howling's one-yard TD run ... made his first career start at LT @ Atl (11/18) and helped block as Stephens-Howling ran for a career-high 127 yards and a TD on 22 carries ... started at LT and helped Beanie Wells tie his career high with three rushing TDs vs. Det (12/16) ... inactive (ankle) @ SF (12/30).

### COLLEGE:

Started 42 games in four seasons at Boise State, appearing in 51 of a possible 53 games and delivering 272 knockdowns and 47 TD-resulting blocks ... leader of an offensive line that consistently allowed among the fewest sacks in the nation each year he was with the team, finishing fifth in 2008 (13 sacks in 438 attempts), first in 2009 (5 sacks in 458 attempts), third in 2010 (8 in 424 attempts) and first in 2011 (8 on 477 attempts) ... earned first-team all-conference honors in each of his final three seasons, adding third-team All-America honors as a junior in '10 and first-team All-America honors in 2011 ... as a senior in '11, earned first-team All-America accolades and was one of two players to be selected All-Mountain West Conference first-team unanimously ... earned consensus All-America honors, joining T Ryan Clady (2007) as the only Bronco players to accomplish

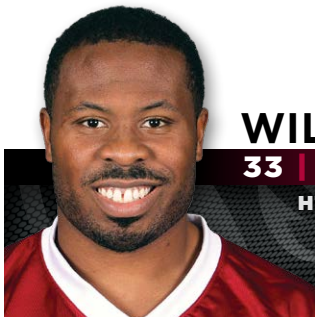
that feat since Boise State joined the NCAA Football Bowl Subdivision prior to the 1996 season ... started all 13 games at LT, extending his starting streak at the position to 34 games ... leader of a front wall that led the nation, for the second time during his BSU career, in fewest sacks allowed, yielding just eight sacks on 477 pass plays ... following the season, added Academic All-America honors from Capital One ... named to the 2011 Outland Trophy Watch List, given annually to the nation's top interior lineman, and to the Rotary Lombardi Award Watch List, awarded annually to the nation's top lineman, prior to the season ... started all 13 games at LT as a junior in '10 and was named first-team All-Western Athletic Conference for the second straight year ... received All-America third-team accolades from the Associated Press ... provided excellent pass protection, as BSU finished third in the nation for fewest sacks allowed (8) ... named second-team ESPN Academic All-America as selected by CoSIDA and to the WAC All-Academic Team ... earned first-team All-WAC honors following a sophomore campaign in which he started at LT for the final eight games ... after missing the season opener due to injury, saw action in four games before earning the starting job ... part of an offensive line that allowed the fewest QB sacks in the nation (5) ... named to the WAC All-Academic Team ... appeared in every game except the season opener (injury) and started eight games at offensive tackle as a freshman in '08 ... named to the All-WAC academic team.

### PERSONAL:

Attended Timberline (Boise, ID) High School where he was a three-year starter on the offensive line and earned first-team All-State and All-Southern Idaho Conference honors as both a junior and senior ... during his senior season, he did not allow a single sack, after giving up only two on 286 pass attempts the previous year ... also lettered in basketball, lacrosse and track ... graduated with a degree in Business in May 2011 and is working on a graduate degree.

### POTTER CAREER STATS

Year	Team	GP/GS
2012	Ariz	8/6
<b>Total</b>		<b>8/6</b>



# WILLIAM POWELL

## 33 | RUNNING BACK

HT. 5-9 | WT. 207

COLLEGE  
Kansas State

HOMETOWN  
Duncanville, TX

HOW ACQUIRED  
FA-11

CARDINALS | YEARS NFL

2 | 2  
DOB: March 9, 1988

### NOTE CARDS

- Earned a spot on the Cardinals 53-man roster in 2012 after leading the NFL with 249 rushing yards and three rushing TDs during the preseason.
- Had over twice as many rushing attempts during the 2012 season (60) as he did during his two seasons at Kansas State combined (23).

### PRO CAREER:

Signed by the Cardinals as a rookie free agent on 7/27/11. Released on 8/2/11 and re-signed on 8/22/11. Released following training camp on 9/2/11. Re-signed to the Cardinals practice squad on 12/21/11 and signed a futures contract on 1/5/12.

**2012:** Played in 13 games and earned his first career start in the season finale ... ran for 217 yards on 60 carries and caught 19 passes for 132 yards ... also led the team with 507 yards on 21 kickoff returns ... in the preseason, led the NFL with 249 rushing yards and three TDs ... inactive in each of the first three games of the season ... made his NFL debut vs. Mia (9/30); had two carries for two yards, two receptions for six yards and returned three kickoffs for 90 yards, including a 41-yarder on the opening kick return in overtime ... led the team with a career-high 70 yards on 13 carries vs. Buf (10/14); had a career-long 17-yard run on a Cardinals TD drive in the second quarter; also had one catch for eight yards and returned two kickoffs for 49 yards ... returned three kickoffs for 61 yards and had one carry for three yards @ GB (11/4) ... returned four kickoffs for 125 yards, including a career-long 65-yard return in the second quarter @ Atl (11/18); also ran for 10 yards on four carries ... caught a career-high six passes for 63 yards and ran for 11 yards on three carries vs. StL (11/25); the six catches and 63 receiving yards were the most by a Cardinals RB on the season; had a career-long 25-yard

reception in the second quarter; also returned three kickoffs for 68 yards ... made his first career start and ran for 52 yards on a career-high 14 carries @ SF (12/30).

**2011:** Spent the final two weeks of the season on the Cardinals practice squad after being re-signed on 12/21.

### COLLEGE:

Played two seasons at Kansas State after transferring from Navarro Junior College, appearing in 15 games and totaling 23 carries for 250 yards (10.9 yard avg.) and four TDs to go along with 21 kick returns for 726 yards (34.6 yard avg.) and one TD for the Wildcats ... appeared in nine games as a senior in '10 as both a RB and return man ... as a junior in '09, appeared in six games as a reserve and on special teams, totaling two special teams tackles ... at the junior college level, Powell amassed 937 rushing yards and eight TDs on 139 carries in two seasons ... added four receptions for 52 yards and a TD ... his 937 yards rushing marked the second-best total in the Southwest Junior College Football Conference and 16th best total in the National Junior College Athletic Association that season.

### PERSONAL:

Attended Duncanville (TX) High School ... one of 55 nationwide candidates for the 2011 Rudy Award, given to honor those who demonstrate exemplary character, courage, contribution, and commitment as members of their collegiate football teams.

### POWELL CAREER STATS

Year	Team	Rushing						Receiving				
		GP/GS	Att	Yds	Avg	Lg	TD	No	Yds	Avg	Lg	TD
2012	Ariz	13/1	60	217	3.6	17	0	19	132	6.9	25	0
<b>Total</b>		<b>13/1</b>	<b>60</b>	<b>217</b>	<b>3.6</b>	<b>17</b>	<b>0</b>	<b>19</b>	<b>132</b>	<b>6.9</b>	<b>25</b>	<b>0</b>

#### Single Game Highs:

**Rushing Yards:** 70, vs. Buffalo, 10/14/12; **Rushing Attempts:** 14, @ San Francisco, 12/30/12; **Long Run:** 17, vs. Buffalo, 10/14/12; **Receiving Yards:** 63, vs. St. Louis, 11/25/12; **Receptions:** 6, vs. St. Louis, 11/25/12; **Long Reception:** 25, vs. St. Louis, 11/25/12.

#### Additional Statistics:

**Kickoff Returns:** Career: 21 for 507; **Kick Returns:** 4, @ Atlanta, 11/18/12; **Kick Return Yards:** 125, @ Atlanta, 11/18/12; **Long Kick Returns:** 65, @ Atlanta, 11/18/12.



## 2012 POWELL GAME-BY-GAME STATISTICS

Date	Opp	GP/GS	Rushing					Receiving						
			Att	Yds	Avg	Lg	TD	No	Yds	Avg	Lg	TD	STT	
Sept. 9	SEA	Inactive												
Sept. 16	@ NE	Inactive												
Sept. 23	PHI	Inactive												
Sept. 30	MIA	1/0	2	2	1.0	2	0	2	6	3.0	4	0	0	
Oct. 4	@ STL	1/0	1	7	7.0	7	0	3	20	6.7	10	0	0	
Oct. 14	BUF	1/0	13	70	5.4	17	0	1	8	8.0	8	0	0	
Oct. 21	@ Min	1/0	4	13	3.3	7	0	1	5	5.0	5	0	0	
Oct. 29	SF	1/0	0	0	0.0	0	0	0	0	0.0	0	0	0	
Nov. 4	@ GB	1/0	1	3	3.0	3	0	0	0	0.0	0	0	0	
Nov. 18	@ Atl	1/0	4	10	2.5	6	0	0	0	0.0	0	0	0	
Nov. 25	STL	1/0	3	11	3.7	11	0	6	63	10.5	25	0	0	
Dec. 2	@ NYJ	1/0	4	18	4.5	8	0	0	0	0.0	0	0	0	
Dec. 9	@ Sea	1/0	5	20	4.0	9	0	2	13	6.5	8	0	0	
Dec. 16	DET	1/0	5	4	0.8	2	0	0	0	0.0	0	0	0	
Dec. 23	CHI	1/0	4	7	1.8	7	0	3	21	7.0	10	0	0	
Dec. 30	@ SF	1/1	14	52	3.7	10	0	1	-4	-4.0	-4	0	0	
<b>Total</b>		<b>13/1</b>	<b>60</b>	<b>217</b>	<b>3.6</b>	<b>17</b>	<b>0</b>	<b>19</b>	<b>132</b>	<b>6.9</b>	<b>25</b>	<b>0</b>	<b>0</b>	



# JERRAUD POWERS

## 25 | CORNERBACK

HT. 5-10 | WT. 187

COLLEGE  
Auburn

HOMETOWN  
Decatur, AL

HOW ACQUIRED  
UFA-13 (Colts)

CARDINALS | YEARS NFL  
1 | 5

DOB: July 19, 1987

### NOTECARDS

- Signed a three-year contract with the Cardinals on 3/13/13 as an unrestricted free agent after spending his first four seasons with the Colts, who selected him in the third round (92nd overall) of the 2009 NFL Draft.

- Started all 42 regular season games he appeared in with Indianapolis, tallying 220 tackles, six INTs, 33 passes defended, a forced fumble and a fumble recovery. Returned one of his six career INTs for a TD.

### PRO CAREER:

Originally drafted by the Indianapolis Colts in the third round (92nd overall) of the 2009 NFL Draft, Powers started all 42 regular season games he appeared in during four seasons with the Colts. Signed a three-year contract with the Cardinals on 3/13/13 as a free agent.

**2012:** Started all eight games he appeared in and totaled 45 tackles, an INT and eight passes defended before a toe injury landed him on injured reserve ... started the season opener @ Chi (9/9) and totaled six tackles, a tackle for loss and two passes defended ... registered nine tackles and two passes defended vs. Min (9/16) ... totaled four tackles, an INT and a pass defended in the 30-27 win vs. GB (10/7); with Indy down 21-3, stepped in front of an Aaron Rodgers pass in the third quarter, which led to an Indy TD that cut the GB lead to 21-10; Colts would go on to score 19 unanswered points following Powers' INT and take a 22-21 lead ... registered five tackles and two passes defended vs. Cle (10/21) ... recorded a season-high 10 tackles in a win @ Ten (10/28) ... posted three tackles

vs. Mia (11/4) before suffering a toe injury that forced him from the game ... inactive (toe) @ Jax (11/8) ... placed on injured reserve (toe) on 11/12, forcing him to miss the final seven regular season games and the team's Wild Card matchup.

**2011:** Started all 12 games he played in and recorded 51 tackles, two INTs and six passes defended before an elbow injury landed him on injured reserve ... returned one INT six yards for his first career TD ... started at RCB in the season opener @ Hou (9/11) and totaled six tackles ... posted six tackles and a pass defended the following week vs. Cle (9/18) ... registered six tackles and a pass defended @ Cin (10/16) ... recorded a season-high seven tackles @ NO (10/23) ... finished with three tackles, an INT and a pass defended vs. Atl (11/6); intercepted Falcons QB Matt Ryan in the second quarter and returned it six yards for a TD, the first of his career; the TD represented the Colts only points on the day ... recorded five tackles, an INT and a pass defended vs. Jax (1/13), giving him an INT in back-to-back games for the first time in his career; INT came off Jaguars QB



Blaine Gabbert on his first pass attempt of the game ... recorded six tackles vs. Car (11/27) ... placed on injured reserve (elbow) on 12/5.

**2010:** Started all 10 games he appeared in at RCB before being placed on injured reserve with an arm injury ... totaled 53 tackles, nine passes defended and two INTs, while also returning eight punts for 63 yards (7.9 avg.) ... started the season opener and totaled seven tackles and a pass defended @ Hou (9/12) ... registered three tackles, two passes defended and an INT in the Sunday Night matchup vs. NYG (9/19); INT came off Giants QB Eli Manning in the second quarter, leading to a Colts FG and a 17-0 lead ... totaled four tackles and a career-high four passes defended @ Den (9/26) ... tied for the team lead and established a career-high with 11 tackles in a Sunday Night win @ Was (10/17), adding an INT and two passes defended; INT came on Washington's first offensive series and Indy took a 7-0 lead on the next play when Peyton Manning threw a 57-yard TD pass to Pierre Garcon ... inactive (foot) vs. Hou (11/1) and @ Phi (11/7) ... returned to the starting lineup vs. Cin (11/14) and finished second on the team with eight tackles ... recorded six tackles @ NE (11/21) ... placed on injured reserve (arm) on 12/7.

**2009:** Started all 12 regular season games he appeared in at RCB as a rookie, while also starting one of two postseason matchups ... recorded a career-high 71 tackles and added an INT, a career-high 10 passes defended, a forced fumble and a fumble recovery ... in postseason play, added five tackles, an INT and a pass defended ... inactive for four regular season games and the AFC Championship Game due to injuries ... started at CB in his NFL debut and recorded four tackles and two passes defended vs. Jax (9/13) ... inactive (groin) the following week @ Mia (9/21) ... tied for the team lead with six tackles while also contributing one pass defended vs. Sea (10/4) ... posted four tackles, a pass defended, his first career forced fumble and his first career fumble recovery vs. SF (11/1); forced a fumble by Niners WR Michael Crabtree in the fourth quarter that he also recovered ... tallied a season-high 10 tackles

and recorded his first career INT vs. Hou (11/8); intercepted QB Matt Schaub in the first quarter, which led to a Colts FG and a 10-0 lead on the ensuing possession ... totaled nine tackles and a pass defended @ Hou (11/29) ... inactive (hamstring) for the final three regular season games: @ Jax (12/17), vs. NYJ (12/27) and @ Buf (1/3/10) ... started at RCB in the Divisional Matchup vs. Bal (1/16/10) and had three tackles, an INT and a pass defended; INT came on the Ravens final play of the game when he stepped in front of a Joe Flacco pass at the Indy 14-yard line ... inactive (foot) for the AFC Championship Game vs. NYJ (1/24/10) ... saw action as a reserve DB in Super Bowl XLIV vs. NO (2/7/10) and recorded two tackles.

## COLLEGE:

A three-year letterman and two-year starter at Auburn, Powers started 23 of 36 career games for the Tigers and finished his collegiate career with 136 tackles, five tackles for loss, six INTs, 16 passes defended, two fumble recoveries and one blocked punt ... as a junior in '08, started 10 games and totaled 47 tackles, two INTs and seven passes defended ... during his sophomore season, was named the team's Defensive Player of the Year after tallying 63 tackles, four tackles for loss, four INTs, five passes defended and a fumble recovery ... as a freshman in '06, was named to the SEC Coaches' All-Freshman Team after appearing in 13 games and totaling 26 tackles, four passes defended, a fumble recovery and a blocked punt ... redshirted in 2005.

## PERSONAL:

First name pronounced "juh-ROD" ... attended Decatur (AL) High School where he was an all-region selection and was named to the Alabama Sports Writers Association's All-State team ... as a senior, totaled 46 tackles, four INTs and two forced fumbles ... during his junior season, tallied 44 tackles and four INTs on defense and added 209 receiving yards and three TDs on offense ... also a standout basketball player, averaging 15 points per game ... wife's name is Leah ... earned degree in Public Administration.

## POWERS CAREER STATS

Year	Team	GP/GS	Tackles			Sacks		Interceptions					FR	FF	STT
			Solo	Asst	Ttl	Sk	Yds	Int	Yds	Lg	TD	PD			
2009	Ind	12/12	56	15	71	0.0	0	1	1	1	0	10	1	1	1
2010	Ind	10/10	42	11	53	0.0	0	2	11	11	0	9	0	0	0
2011	Ind	12/12	33	18	51	0.0	0	2	19	13	1	6	0	0	0
2012	Ind	8/8	34	11	45	0.0	0	1	0	0	0	8	0	0	0
<b>Total</b>		<b>42/42</b>	<b>165</b>	<b>55</b>	<b>220</b>	<b>0.0</b>	<b>0</b>	<b>6</b>	<b>31</b>	<b>13</b>	<b>1</b>	<b>33</b>	<b>1</b>	<b>1</b>	<b>1</b>

### Single Game Highs:

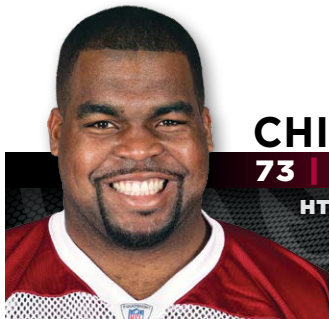
**Total Tackles:** 11, @ Washington, 10/17/10; **Solo Tackles:** 8, three times, last @ Washington, 10/17/10; **Interceptions:** 1, six times, last vs. Green Bay, 10/7/12; **Passes Defended:** 4, @ Denver, 9/26/10; **Fumble Recoveries:** 1, vs. San Francisco, 11/1/09; **Forced Fumbles:** 1, vs. San Francisco, 11/1/09; **Touchdowns:** six-yard interception return, vs. Atlanta, 11/6/11.

### Additional Statistics:

**Punt Returns: Career:** 8-63; 2010: 8-63.

## POWERS POSTSEASON STATS

Year	Team	GP/GS	Tackles			Sacks		Interceptions					FR	FF	STT
			Solo	Asst	Ttl	Sk	Yds	Int	Yds	Lg	TD	PD			
2009	Ind	2/1	4	1	5	0.0	0	1	0	0	0	1	0	0	0
2010	Ind	Injured Reserve - Arm													
2012	Ind	Injured Reserve - Toe													
<b>Total</b>		<b>2/1</b>	<b>4</b>	<b>1</b>	<b>5</b>	<b>0.0</b>	<b>0</b>	<b>1</b>	<b>0</b>	<b>0</b>	<b>0</b>	<b>1</b>	<b>0</b>	<b>0</b>	<b>0</b>



# CHILO RACHAL

**73 | GUARD****HT. 6-5 | WT. 323****COLLEGE  
USC****HOMETOWN  
Compton, CA****HOW ACQUIRED  
FA-13****CARDINALS | YEARS NFL****1 | 6****DOB: March 15, 1986**

## PRO CAREER:

Originally entered the NFL as a second-round pick (39th overall) of the San Francisco 49ers in 2008. Signed with the Chicago Bears as an unrestricted free agent on 4/23/12. Placed on Chicago's reserve/non-football injury list on 11/22/12. Signed with the Cardinals on 4/10/13.

**2012:** Played in nine games with eight starts at LG in his only season with Chicago ... helped Bears top 100 rushing yards in five of the eight games he started ... active but did not play in season opener vs. Ind (9/9) ... made his Bears debut @ GB (9/13) and his first start vs. StL (9/23) ... helped Bears run for a season-high 214 yards, including RB Matt Forte's season-best 107 yards @ Jax (10/7) ... made his final start @ SF (11/19) ... left the team for personal reasons on 11/21 and was placed on the reserve/non-football injury list on 11/22.

**2011:** Played in all 16 regular season games with three starts at RG in final season with the 49ers ... also played in both postseason contests ... helped RB Frank Gore run for 1,211 yards and earn his third career Pro Bowl selection ... started the first three games of the season at RG: vs. Sea (9/11), vs. Dal (9/18), and @ Cin (9/25) ... saw action as a reserve and on special teams in the final 13 games ... made his postseason debut in Divisional Playoff win vs. NO (1/14/12) ... played in NFC Championship Game vs. NYG (1/22/12).

**2010:** Appeared in 15 games with 14 starts at RG ... started season opener @ Sea (9/12) ... inactive (stinger) vs. NO (9/20) ... helped block as Frank Gore ran for 149 yards on 25 carries vs. Oak (10/17) ... part of line that helped Gore run for 118 yards and a TD vs. Den (10/31) ... helped 49ers run for a season-high 261 yards, including Brian Westbrook's 136 yards and a TD in MNF win @ Ari (11/29).

**2009:** Played in all 16 games and made a career-high 15 starts at RG ... helped block as RB Frank Gore earned his second career Pro Bowl nod, running for 1,120 yards and a career-high 10 TDs ... part of a line that helped 49ers top 100 net rushing yards in eight games on the season ... started at RG as 49ers totaled a season-high 256 rushing yards vs. Sea (9/20); helped Gore run for 207 yards and two TDs, his second career 200-yard rushing game ... blocked as 49ers posted three straight games with 100+ rushing yards: @ Ind (11/1), vs. Ten (11/8), and vs. Chi (11/12) ... helped Gore run for 167 yards and a TD in MNF victory vs. Ari (12/14).

**2008:** Saw action in eight games and started the last six contests of his rookie season at RG ... made his NFL debut on Monday Night Football @ Ari (11/10) ... earned first career start @ Dal (11/23) ... helped 49ers top 100 rushing yards in three of the last four games of the season: vs. NYJ (12/7), @ Mia (12/14), and vs. Was (12/28).

## COLLEGE:

Started 21 games in final two seasons at USC, never allowing a QB sack while delivering 155 knockdowns and 15 TD-resulting blocks ... earned first-team All-America honors after starting nine games at RG in '07 ... started 12 games at RG as a sophomore in '06 and was named a second-team All-American ... played in all 13 games and contributed mostly on special teams as a redshirt freshman in '05 ... redshirted in 2004 after missing the first month of the season following knee surgery.

## PERSONAL:

Named pronounced "CHY-low" "RAY-shell" ... attended Dominguez (Compton, CA) High School where he earned All-America honors ... limited to just four games as a senior due to a knee injury ... named to the Cal-Hi Sports All-State underclass squad as a junior ... had two older brothers who were killed when he was young ... majored in Sociology.

## RACHAL CAREER STATS

Year	Team	GP/GS
2008	SF	8/6
2009	SF	16/15
2010	SF	15/14
2011	SF	16/3
2012	Chi	9/8
<b>Total</b>		<b>64/46</b>

## RACHAL POSTSEASON STATS

Year	Team	GP/GS
2011	SF	2/0
<b>Total</b>		<b>2/0</b>



# MICHAEL RIOS

## 1 | WIDE RECEIVER

HT. 6-2 | WT. 203

COLLEGE  
Marist

HOMETOWN  
Miami, FL

HOW ACQUIRED  
FA-13

DOB: June 9, 1990

◆ ROOKIE ◆

### COLLEGE CAREER:

Set numerous school records at Marist, totaling 86 receptions for 2,017 yards and a program-record 17 touchdown receptions in his career ... also blocked seven kicks in his collegiate career, including a stretch where he had a blocked kick (punt, extra point, and field goal) in three straight games as a freshman ... established single-season school records with 1,173 receiving yards and 10 TD receptions as a fifth-year senior in '12 ... also had the first two 200-yard receiving games in Marist history, including a career-high 244 yards against Davidson ... led the Pioneer League with his 10 TD catches and 23.5 yards per catch average (1,173 yards on 50 receptions) and was a unanimous first-team All-Pioneer League selection ... was granted a fifth year of eligibility after playing in only two games due to injury in '11 ... caught five passes for 134 yards and two TDs ... played in 11 games as a junior in '10, leading the team with his 22.9 yards per catch average ... totaled 28 receptions for 642 yards and five TDs, including four TD catches of 60 yards or more, and earned honorable

mention All-Pioneer League ... also had three blocked field goals, giving him seven blocked kicks over his first three years with the Red Foxes ... played in 10 games and had three catches for 68 yards and added one blocked kick as a sophomore ... saw action in 10 games as a true freshman in '08 ... blocked a kick in three straight games (punt vs. Lafayette, extra point at St. Francis (PA), and field goal vs. Wagner), and also had six special teams tackles.

### PERSONAL:

Attended Belen Jesuit (Miami, FL) High School where he played football for four years and was on the track team for three years ... named a captain of the football team as a senior ... voted the team's offensive MVP as a senior and chosen second-team all-county ... holds school record with 652 receiving yards in a single season ... originally committed to Florida International, but NCAA sanctions forced them to cut scholarships ... father, Jorge, played football at Catholic University ... majored in Business/Marketing.

## CARDINALS PRESIDENT MICHAEL BIDWILL NAMED TO NATIONAL FOOTBALL LEAGUE FOUNDATION BOARD

In December of 2012, Cardinals President Michael Bidwill was named to the board of the newly created National Football League Foundation. Youth football, health and safety, and community will be the focus areas of the new organization, which NFL Commissioner Roger Goodell announced its formation.

The announcement followed the restructuring of the NFL's previous charitable arms -- NFL Charities and the NFL Youth Football Fund. As a result of this change, the NFL will be able to devote more resources to its goal of making a difference in the lives of those touched by football -- from players at all levels of the game to the broader community.

The foundation will award more than \$23 million in grants in 2013 to support youth and high school football programs, health and safety efforts, as well as community health initiatives, including NFL PLAY 60.

"We are proud of the NFL's long-standing history of giving back to communities," said Commissioner Goodell. "The board of our new foundation is a passionate group of individuals who will help to ensure the NFL continues to be a leader in philanthropy."

In addition to serving on the National Football League Foundation board, Bidwill chairs the League's Security & Fan Conduct Committee and is also a member of the NFL's Business Ventures Committee.

Joining Bidwill on the National Football League Foundation board are:

- CHARLOTTE JONES ANDERSON, Executive Vice President/Vice President of Brand Management/President of the Charity Foundation, Dallas Cowboys
- SHAHID KHAN, Owner, Jacksonville Jaguars
- MARY OWEN, Executive Vice President of Strategic Planning, Buffalo Bills
- ARTHUR J. ROONEY II, President, Pittsburgh Steelers
- LEONARD WILF, Owner/Vice Chairman, Minnesota Vikings

The National Football League Foundation is a non-profit organization dedicated to improving the lives of those touched by the game of football -- from players at all levels to communities across the country. The NFL Foundation represents the 32 NFL clubs and supports the health and safety of athletes, youth football, and the communities which support our game.



## ANDRE ROBERTS

### 12 | WIDE RECEIVER

HT. 5-11 | WT. 195

COLLEGE  
The Citadel

HOMETOWN  
Columbia, SC

HOW ACQUIRED  
D3/10 (88th)

CARDINALS | YEARS NFL

4 | 4

DOB: January 9, 1988

### NOTE CARDS

- The Cardinals third round selection (88th overall) in the 2010 NFL Draft, Roberts has appeared in 46 games (33 starts) in his first three seasons, including starts in each of the last 32 games he has appeared in dating back to his rookie season in '10.
- Started all 15 games he appeared in during the 2012 season and established career highs with 64 receptions for 759 yards and a team-high five TDs. His five receiving TDs surpassed his total from his previous two seasons combined (4).
- Posted two 100-yard receiving games in 2012—118 yards on 9/30 vs. Miami and 103 yards on 10/21 at Minnesota—matching the total from his first two NFL seasons (31 games) combined.
- Caught game-winning TD passes in the fourth quarter against the Seahawks in Week 1 of the 2012 season and against the 49ers in Week 14 of the 2011 campaign. Also hauled in a 15-yard TD reception on fourth down with just 22 seconds remaining in regulation to force OT in the Week 4 matchup against Miami in '12.
- In his first 23 career games (10 starts), caught 42 passes for 495 yards and two TDs. In his last 23 games (all starts), hauled in 94 receptions for 1,159 yards and seven TDs.
- Enters the 2013 season with a streak of 24 consecutive games with a reception.
- Roberts 74-yard TD reception against the Cowboys in the '10 meeting was the longest TD reception by a Cardinals rookie since WR Ernie Jones' 93-yard TD reception on 12/10/88 vs. Philadelphia.

### PRO CAREER:


The Cardinals third-round selection (88th overall) in the 2010 NFL Draft, Roberts has appeared in 46 games with 33 starts in his first three seasons with the Cardinals.

**2012:** Started 15 games and established career highs in receptions (64), receiving yards (759), and TD catches (5) ... his five TD receptions were a team-high ... had two 100-yard receiving games, equaling the total from his first two seasons combined ... ran for 29 yards on four carries and returned three punts for 15 yards ... led the team with five catches for 54 yards and caught the game-winning TD in the fourth quarter vs. Sea (9/9); also had a career-long 15-yard run on an end-around in the first quarter; marked his second game-winning TD catch in five games ... had a two-yard TD reception to give the Cardinals a 13-9 lead in the third quarter @ NE (9/16); the reception gave him four TD catches in six games dating back to 2011 ... caught three passes for 55 yards, including a 29-yard reception in the third quarter vs. Phi (9/23); went over 1,000 receiving yards for his career ... posted a team-leading 118 yards and two TDs on six catches vs. Mia (9/30); caught a 15-yard TD to tie the game on 4th-n-10 with 22 seconds remaining in the fourth quarter; had a 46-yard TD earlier in the fourth quarter that gave the Cardinals a 14-13 lead; marked his first career multi-TD game and gave him a career-high four TDs in the first four games; was his third career 100-yard receiving game; 118 yards established a new career high ... caught five passes for 39

yards and had one carry for three yards @ StL (10/4) ... set a then-career high with seven catches for 103 yards and a TD @ Min (10/21); had four catches for 59 yards, including a six-yard TD reception, on the Cardinals final drive of the game; marked his fourth career 100-yard receiving game and second in 2012; also recorded his 100th career reception ... matched his then-career high with a team-leading seven catches for 65 yards vs. SF (10/29) ... totaled a team-high 86 yards on four catches @ GB (11/4); had a 40-yard reception in the second quarter to put the Cardinals at the 3-yard line and set up a game-tying TD ... recorded a career-high nine catches for 92 yards vs. StL (11/25); had two receptions for 20+ yards, including a 21-yarder on the game-opening TD drive; also had a 13-yard run as part of a TD drive in the second quarter ... inactive (ankle) @ NYJ (12/2) ... caught five passes for 44 yards vs. Chi (12/23).

**2011:** Started all 16 games, posting 51 catches for 586 yards and two TDs ... also had 27 rushing yards on three carries and 33 yards on two kickoff returns ... had two receptions for 21 yards in the season opener vs. Car (9/11) ... started at WR vs. NYG (10/2) and also had one kickoff return for 21 yards ... totaled three receptions for 36 yards @ Min (10/9) ... collected five receptions for 55 yards vs. StL (11/6); had a 20-yard catch to convert a 3rd-n-14 in the second quarter ... matched his previous week's output with 55 yards on four catches @ Phi (11/13); had his first career rushing attempt for 12 yards and returned one kickoff for 12 yards ... recorded a team-high 51 yards on three receptions, including a season-long 45-yard catch in the third quarter @ SF





(11/20) ... posted 111 yards on six catches vs. Dal (12/4); each of his first two career 100-yard receiving games came against the Cowboys; had four catches for 92 yards in fourth quarter and OT; collected receptions of 40 and 22 yards on the Cardinals game-tying TD drive in the fourth quarter; caught two passes for 30 yards on the overtime TD drive; five of six receptions resulted in first downs ... had two catches for eight yards, including a three-yard TD in the fourth quarter that proved to be the game-winning score vs. SF (12/11); marked first TD of the season and third of his career ... logged six receptions for 60 yards and a TD vs. Cle (12/18); nine-yard TD in the second quarter gave him a TD in consecutive games; also had a seven-yard rush on a reverse ... caught six passes for 75 yards @ Cin (12/24); had five catches for 53 yards in the fourth quarter.

**2010:** Served as the Cardinals primary punt returner and backup kick returner while also earning two starts at WR in 15 games played ... finished fourth on the team with 24 receptions for 307 yards and two TDs ... in the final two weeks of the season, totaled nine receptions for 133 yards and one TD ... inactive for the season opener @ STL (9/12) ... gained six yards on two punt returns vs. Oak (9/26) ... registered first two receptions of his career vs. NO (10/10), both resulting in first downs ... made first career start as part of a three WR formation and recorded 40 yards on two receptions @ Sea (10/24); also registered 37 yards on four punt returns (9.3 avg.), including a 22-yard return ... posted first career TD reception @ Min (11/7), a 30-yard catch-and-run that gave AZ a 14-10 lead going into halftime ... had six receptions for 52 yards while seeing extra time at WR after Early Doucet left the game in the second quarter with an injury @ KC (11/21); also recorded first career kickoff return (20 yards), helping to fill in for injured KR LaRod Stephens-Howling ... had one of his best games of the season as a return man vs. Den (12/12), establishing career highs with five punt returns for 72 yards (14.4-yard avg.) and a career-long of 25 yards ... returned two punts for nine yards and helped fill in for an injured Stephens-Howling by returning two kicks for 72 yards, including a career-long of 47 yards @ Car (12/19) ... registered best overall game of the season vs. Dal (12/25), totaling 244 all-purpose yards: team-high 110 receiving yards on five receptions with career-long 74-yard TD while stepping in for the injured Doucet, 25 yards on four punt returns (6.3 avg.), and a career-best 109 yards on five kickoff returns (21.8 avg.) with a long of 32 yards; 110 receiving yards marked a season high and first 100-yard receiving game of his career; 74-yard TD was the longest reception of the season for the Cards, and was the longest scoring pass by AZ since 12/21/08 at NE (Larry Fitzgerald 78 yards from Matt Leinart) and the longest TD reception by a Cards rookie since 12/10/88 (WR Ernie Jones: 93-yard TD rec. from Neil Lomax); converted a 3rd-n-7 with a 21-yard reception to keep a fourth quarter drive alive that resulted in a FG to put AZ up 24-20 ... earned second career start in the season finale @ SF (1/2/11), recording four receptions for 23 yards as well as five kickoff returns for 104 yards.

## COLLEGE:

Started 35 of the 45 games he appeared in during his career and holds virtually every school record as both a receiver and a punt returner at The Citadel ...

established school records for career receptions (285), receiving yards (3,743), receiving TDs (37), 100-yard receiving games (17), punt return yards (1,160), punt return average (13.9) and all-purpose yards (5,215) ... also holds school single-season records for receptions (95), receiving yards (1,334), TD receptions (14), punt return yards (461) and punt return average (19.2) ... as a junior in '08, became the first Bulldog to lead the nation in punt returns, averaging 19.2 yards (second-best season average in Southern Conference history) on 24 attempts ... started all 11 games as a senior and was an All-American and All-Southern Conference first-team selection as an all-purpose player by The NFL Draft Report ... All-Southern Conference first-team choice as a receiver, adding second-team honors as a return specialist ... served as team captain for the second straight year ... led team with 77 receptions for 792 yards (10.3 avg.) and eight TDs and rushed twelve times for 77 yards ... added 217 yards on 14 punt returns, as his average of 15.5 yards per punt return ranked sixth in the nation and led the Southern Conference ... as a junior, started all 12 games and was named a first-team All-America selection by The NFL Draft Report and American Football Coaches Association, adding second-team honors from the Associated Press ... a finalist for the Walter Payton Award, adding All-Southern Conference first-team recognition as a receiver and return specialist ... established school records with 95 receptions for 1,334 yards and 14 TDs ... led the league and ranked second in the nation with an average of 7.9 receptions per game while his average of 111.2 yards receiving per game also paced the league and placed fourth in the nation ... added 94 yards and a TD on 24 carries and completed his only pass attempt for 15 yards while being utilized under center in various "Wildcat" formations ... became the first Bulldog to lead the nation in punt returns, averaging a school season-record 19.2 yards per return on 24 attempts, setting another school mark with 461 yards ... three punts returned for TDs tied the school single-season record ... became just the second player in school history to score over 100 points (108) in a season ... as a sophomore, started 10 of 11 games and was an All-America second-team choice by The NFL Draft Report, adding second-team honors from the Associated Press ... took over the starting "Z" receiver duties and set then-season records (would break these marks in 2008) with 78 receptions becoming the first Bulldog to gain over 1,000 yards receiving (1,060) in a season ... ranked third in the league with 27 punt returns for 289 yards ... appeared in 11 games as a freshman, finishing second on the team with 35 receptions and led the squad with 557 yards and five TDs ... added 43 yards on four rushing attempts and placed second in the league with an average of 10.7 yards on 18 punt returns for 193 yards.

## PERSONAL:

Attended Spring Valley (Columbia, SC) High School where he earned all-region and all-area honors as a senior and led the Vikings to the regional championship and state semi-finals ... earned MVP honors for his performance in the 2005 North-South All-Star game ... also lettered in track, leading his team to the state championship in 2003 and a second-place finish as a senior, the season he captured All-State recognition ... Accounting major.



## ROBERTS CAREER STATS

Year	Team	GP/GS	Receiving				LG	TD
			Rec	Yds	Avg			
2010	Ariz	15/2	24	307	12.8	74t	2	
2011	Ariz	16/16	51	586	11.5	45	2	
2012	Ariz	15/15	64	759	11.9	46t	5	
<b>Total</b>		<b>46/33</b>	<b>139</b>	<b>1,652</b>	<b>11.9</b>	<b>74t</b>	<b>9</b>	

Year	Team	Att	Yds	Punt Returns				Kickoff Returns				
				Avg	LG	FC	TD	No	Yds	Avg	LG	TD
2010	Ariz	35	263	7.5	25	8	0	14	326	23.3	47	0
2011	Ariz	2	-3	-1.5	-1	0	0	2	33	16.5	21	0
2012	Ariz	3	15	5.0	10	0	0	0	0	0.0	0	0
<b>Total</b>		<b>40</b>	<b>275</b>	<b>6.9</b>	<b>25</b>	<b>8</b>	<b>0</b>	<b>16</b>	<b>359</b>	<b>22.4</b>	<b>47</b>	<b>0</b>

### Single Game Highs:

**Receptions:** 9, vs. St. Louis, 11/25/12; **Receiving Yards:** 118, vs. Miami, 9/30/12; **Touchdowns:** 2, vs. Miami, 9/30/12; **Long Reception:** 74t, vs. Dallas, 12/25/10; **Long TD Reception:** 74, vs. Dallas, 12/25/10; **Rushing Yards:** 15, vs. Seattle, 9/9/12; **Long Run:** 15, vs. Seattle, 9/9/12.

### Additional Stats:

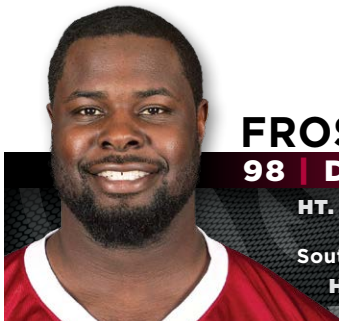
**Rushing: Career:** 7-56; **2012:** 4-29; **2011:** 3-27.

## ROBERTS GAME-BY-GAME STATS

2012								2011							
Date	Opp.	GP/GS	Receiving					Date	Opp.	GP/GS	Receiving				
			No	Yds	Long	TD	No				Yds	Long	TD		
Sept. 9	SEA	1/1	5	54	19	1	Sept. 11	CAR	1/1	2	21	17	0		
Sept. 16	@ NE	1/1	1	2	2	1	Sept. 18	@ Was	1/1	3	30	16	0		
Sept. 23	PHI	1/1	3	55	29	0	Sept. 25	@ Sea	1/1	4	38	16	0		
Sept. 30	MIA	1/1	6	118	46t	2	Oct. 2	NYG	1/1	0	0	0	0		
Oct. 4	@ StL	1/1	5	39	11	0	Oct. 9	@ Min	1/1	3	36	13	0		
Oct. 14	BUF	1/1	2	18	16	0	Oct. 23	PIT	1/1	1	8	8	0		
Oct. 21	@ Min	1/1	7	103	21	1	Oct. 30	@ Bal	1/1	0	0	0	0		
Oct. 29	SF	1/1	7	65	20	0	Nov. 6	STL	1/1	5	55	20	0		
Nov. 4	@ GB	1/1	4	86	40	0	Nov. 13	@ Phi	1/1	4	55	20	0		
Nov. 18	@ Atl	1/1	1	7	7	0	Nov. 20	@ SF	1/1	3	51	45	0		
Nov. 25	STL	1/1	9	92	21	0	Nov. 27	@ StL	1/1	2	14	9	0		
Dec. 2	@ NYJ	Inactive	- Ankle				Dec. 4	DAL	1/1	6	111	40	0		
Dec. 9	@ Sea	1/1	3	36	24	0	Dec. 11	SF	1/1	2	8	5	1		
Dec. 16	DET	1/1	3	22	14	0	Dec. 18	CLE	1/1	6	60	21	1		
Dec. 23	CHI	1/1	5	44	15	0	Dec. 24	@ Cin	1/1	6	75	22	0		
Dec. 30	@ SF	1/1	3	18	12	0	Jan. 1	SEA	1/1	4	24	8	0		
<b>Total</b>		<b>15/15</b>	<b>64</b>	<b>759</b>	<b>46t</b>	<b>5</b>	<b>Total</b>		<b>16/16</b>	<b>51</b>	<b>586</b>	<b>45</b>	<b>2</b>		

### 2010

Date	Opp.	GP/GS	No	Yds	Long	TD
Sept. 12	@ StL	Inactive				
Sept. 19	@ Atl	1/0	0	0	0	0
Sept. 26	OAK	1/0	0	0	0	0
Oct. 3	@ SD	1/0	0	0	0	0
Oct. 10	NO	1/0	2	27	14	0
Oct. 24	@ Sea	1/1	2	40	25	0
Oct. 31	TB	1/0	0	0	0	0
Nov. 7	@ Min	1/0	2	29	30t	1
Nov. 14	SEA	1/0	0	0	0	0
Nov. 21	@ KC	1/0	6	52	13	0
Nov. 29	SF	1/0	2	21	12	0
Dec. 5	STL	1/0	0	0	0	0
Dec. 12	DEN	1/0	1	5	5	0
Dec. 19	@ Car	1/0	0	0	0	0
Dec. 25	DAL	1/0	5	110	74t	1
Jan. 2	@ SF	1/1	4	23	8	0
<b>Total</b>		<b>15/2</b>	<b>24</b>	<b>307</b>	<b>74t</b>	<b>2</b>



# FROSTEE RUCKER

98 | DEFENSIVE END

HT. 6-3 | WT. 280

COLLEGE  
Southern California

HOMETOWN  
Tustin, CA

HOW ACQUIRED  
FA-13

CARDINALS | YEARS NFL

1 | 8

DOB: September 14, 1983

## NOTE CARDS

- Signed a one-year contract with the Cardinals on 3/21/13 as an unrestricted free agent after spending his first seven NFL seasons with the Bengals (2006-11) and Browns (2012).
- Started a career-high 16 games in 2012 and posted 48 tackles, four sacks, a forced fumble and a pass defended.
- Over the last two seasons, appeared in all 32 games (27 starts) and had 108 tackles, eight sacks, three passes defended and a forced fumble.
- First name given to him by his father, who was a DJ in the military and had the nickname DJ Frost. Father had his first name legally changed to Frostee as well.

## PRO CAREER:

Originally drafted by the Cincinnati Bengals in the third round (91st overall) of the 2006 NFL Draft. Re-signed to a two-year contract with Cincinnati on 3/31/10 as a restricted free agent. Signed a five-year contract with the Browns on 3/15/12 as an unrestricted free agent before being released on 2/5/13. Signed a one-year contract with the Cardinals on 3/21/13 as an unrestricted free agent.

**2012:** Started a career-high 16 games at RDE and collected 48 tackles, four sacks, a pass defended and a forced fumble ... sack total ranked third on the team and his 48 tackles were second among d-linemen ... started at right end in his Browns debut and accounted for three tackles in the season opener vs. Phi (9/9) ... served as a game captain and posted four tackles, including a 10-yard sack of Andy Dalton in the fourth quarter @ Cin (9/16); sack was one of six by the Browns defense for the contest; key part of a run defense that held the Bengals to 80 rushing yards ... registered three tackles, including a two-yard sack of Andrew Luck in the third quarter @ Ind (10/21) ... part of a Browns defense that held the Chargers without a TD in a 7-6 win vs. SD (10/28) ... tied a then-career high with six tackles vs. Bal (11/4) ... posted three tackles, a sack and a forced fumble @ Dal (11/18); sack and forced fumble occurred on the same play, when he stripped Tony Romo of the ball in the fourth quarter and Craig Robertson recovered at the Browns 35; one of seven sacks on the day for the Browns; also marked his first forced fumble since 10/5/08 at Dallas as a member of the Bengals ... recorded three tackles and was part of a run defense that allowed just 49 rushing yards and a 2.5-yard average vs. Pit (11/25) ... collected two tackles, a tackle for loss and also batted down a pass @ Oak (12/2); helped to hold the Raiders to 85 rushing yards, the third straight game in which the Browns held an opponent under 100

yards rushing, a first for the team since 2003 ... established a new career-high with seven tackles vs. KC (12/9), a figure that tied for the team lead; recorded a three-yard sack of Brady Quinn, one of five sacks on the day for the Browns ... had one tackle vs. Was (12/16), before leaving game in the fourth quarter with a groin injury ... returned from injury the following week and recorded four tackles @ Den (12/23) ... tallied two tackles in the season finale @ Pit (12/30).

**2011:** Appeared in all 16 games with starts in each of the final 11 contests during his last season in Cincinnati ... also started the team's Wild Card matchup ... established career highs in tackles (60) and sacks (4.0) while also adding two passes defended ... part of a Bengals defense that finished in the top-10 in total defense (7th), pass defense (9th) and rush defense (10th) ... registered two tackles and a career-high two passes defended @ Den (9/18) ... posted three tackles, two tackles for loss and added his first sack of the season when he took down Alex Smith in the third quarter vs. SF (9/25) ... totaled three tackles, including two tackles for loss, and posted his second sack of the season @ Jax (10/9); sack came when he took down Blaine Gabbert in the third quarter ... made his first start of the season at RDE vs. Ind (10/16) and totaled two tackles ... recorded his third sack of the season when he took down Tarvaris Jackson in the second quarter @ Sea (10/30); sack came on 1st-n-10 from the Cincinnati 11-yard line and helped the Bengals stall a Seattle scoring drive at the one-yard line just prior to halftime; also added a tackle and two QB hits; marked his third sack in five games after recording three sacks in his first five seasons (37 games) combined ... finished with a season-high five tackles, two tackles for loss and his fourth sack of the season vs. Pit (11/13); marked his fourth sack in a span of seven games ... matched his season high with five tackles @ Pit (12/4) ... recorded



four tackles vs. Hou (12/11), marking his fifth straight game with at least four tackles ... posted five tackles and a tackle for loss in the regular season finale vs. Bal (1/1/12) ... received his first career postseason start in the Wild Card matchup @ Hou (1/7/12) and registered two tackles.

**2010:** Saw action in nine games with three starts before a knee injury forced him to miss the final seven games ... notched 20 tackles, a sack and a pass defended on the year ... registered his best outing of the season @ Car (9/26) when he recorded two tackles, a sack, a tackle for loss and a pass defended against the Panthers; sack came when he took down Jimmy Clausen on the Panthers final drive of the first half; represented the Bengals lone sack of the day ... made his first start of the season at RDE and totaled two tackles @ Atl (10/24) ... earned his second straight start and added four tackles vs. Mia (10/31) ... made his third straight start and posted a season-high five tackles, including a tackle for a loss, in the MNF matchup vs. Pit (11/8) ... registered one tackle @ Ind (11/14) before leaving the game with a knee injury ... inactive (knee) vs. Buf (11/21) ... placed on injured reserve (knee) on 11/22.

**2009:** Appeared in 12 contests, with one start and finished the season with 22 tackles, a sack, his first career INT and a career-high three passes defended ... also appeared in the team's Wild Card matchup ... inactive for the first three games ... saw his first action of the season as a reserve @ Cle (10/4), recording one tackle ... inactive (ankle) vs. Hou (10/18) ... registered two tackles, a sack and four QB hits vs. Chi (10/25); took down Jay Cutler for a 10-yard loss in the first quarter, which was the Bengals only sack of the game; four QB hits were the most for a Cincinnati player in a single game in '09 ... led the d-line with four tackles vs. Bal (11/8) ... recorded three tackles and his first career INT in an 18-12 win @ Pit (11/15); INT came on a key play in the third quarter, when he stepped in front of a Ben Roethlisberger pass and returned it 26 yards to the Pittsburgh 14-yard line; Bengals tied the score on the ensuing possession on a 23-yard FG ... registered two tackles vs. Cle (11/29) and was part of a Bengals defense that allowed just 169 net yards on the day, the lowest output for a Cincinnati opponent since allowing 154 yards at Pittsburgh on 12/4/83 ... made his first start of year in the season finale @ NYJ (1/3/10) and recorded two tackles ... made his first career postseason appearance and registered one tackle in the Wild Card matchup vs. NYJ (1/9/10).

**2008:** Started four of the 11 games in which he played before a hamstring injury landed him on injured reserve ... totaled 35 tackles, a sack, a pass defended, two forced fumbles and two fumble recoveries, with his two forced fumbles tying for the team lead ... made first NFL start in the season opener @ Bal (9/7) and forced a fumble by Ravens TE Todd Heap less than a minute into the contest; also finished with a then-career high six tackles ... started for the second consecutive week and registered five tackles vs. Ten (9/14) ... posted two tackles and set up a Bengals FG drive by forcing a Tony Romo fumble near the end of the first half @

Dal (10/5) ... recorded his first career sack when he took down Brett Favre on 3rd down in the third quarter @ NYJ (10/12) ... returned to the starting lineup vs. Phi (11/16) and registered three tackles and a fumble recovery; scooped up a Donovan McNabb fumble in the first quarter and returned it six yards to the Philly one-yard line, leading to a FG ... received the start @ Pit (11/20) and recorded one tackle before a hamstring injury forced him from the game ... placed on injured reserve (hamstring) on 11/24.

**2007:** Saw action in five games and totaled 10 tackles while also adding his first career forced fumble and first career fumble recovery ... inactive for the first three games with a hamstring injury suffered during preseason ... made his NFL debut and notched one tackle in a MNF matchup vs. NE (10/1) ... in his second career game, recovered a Jeff Webb fumble in the third quarter @ KC (10/14) that led to a Bengals FG on the ensuing possession ... DNP vs. NYJ (10/21) ... inactive vs. Pit (10/28) ... played as a reserve on the d-line @ Buf (11/4) ... saw extensive action along the d-line @ Bal (11/11), registering four tackles and his first career forced fumble; forced a Willis McGahee fumble in the fourth quarter that was recovered by Cincinnati and led to a FG on the ensuing possession ... inactive for each of the next six games ... saw action in the season finale @ Mia (12/30) and had four tackles.

**2006:** Suffered a shoulder injury in the pre-season opener and was inactive the first three games of the regular season before being placed on injured reserve (shoulder) on 9/27.

## COLLEGE:

A three-year letterman at Southern California, Rucker saw action in 39 contests with 30 starts ... totaled 111 tackles, four forced fumbles, four fumble recoveries and two INTs in his collegiate career ... helped the Trojans capture back-to-back National Championships (2003-04) ... began collegiate career at Colorado State in 2001 and red-shirted his lone season there ... as a senior in 2005, named first-team All-Pac 10 and was voted co-winner of USC's Most Inspirational Player Award after starting every game for the 12-1 squad ... posted a career-best 56 tackles, 6.5 sacks and logged a team-high 14 tackles for loss ... started 12 of 13 games as a junior in 2004, as USC went on to win the National Championship after defeating Oklahoma 55-19 in the Orange Bowl ... posted 29 tackles, 7.5 tackles for loss and 2.5 sacks ... began his career at USC in 2003 as a sophomore backup DE, but started five games late in the season ... transferred to USC from Colorado State in 2002 and sat out the season under NCAA rules ... redshirted at Colorado State in 2001.

## PERSONAL:

Attended Tustin (CA) High School where he played RB and LB ... as a senior in 2000, named to the All-CIF Division VI first team (as a RB), Orange County Register All-Orange County second team (as a LB) and All-Golden West League MVP ... attended Santa Ana (CA) High School as a junior ... Sociology major.



## RUCKER CAREER STATS

Year	Team	GP/GS	Tackles			Sacks		Interceptions					FR	FF	STT	
			Solo	Asst	Ttl	Sk	Yds	Int	Yds	Lg	TD	PD				
2006	Cin	0/0	0	0	0	0.0	0	0	0	0	0	0	0	0	0	0
2007	Cin	5/0	7	3	10	0.0	0	0	0	0	0	0	1	1	0	
2008	Cin	11/4	22	13	35	1.0	7	0	0	0	0	1	2	2	0	
2009	Cin	12/1	12	10	22	1.0	10	1	26	26	0	3	0	0	0	
2010	Cin	9/3	11	9	20	1.0	8	0	0	0	0	1	0	0	0	
2011	Cin	16/11	33	27	60	4.0	24	0	0	0	0	2	0	0	0	
2012	Cle	16/16	29	19	48	4.0	22	0	0	0	0	1	0	1	0	
<b>Total</b>		<b>69/35</b>	<b>114</b>	<b>81</b>	<b>195</b>	<b>11.0</b>	<b>71</b>	<b>1</b>	<b>26</b>	<b>26</b>	<b>0</b>	<b>8</b>	<b>3</b>	<b>4</b>	<b>0</b>	

### Single Game Highs:

**Total Tackles:** 7, vs. Kansas City, 12/9/12; **Solo Tackles:** 4, six times, last vs. Kansas City, 12/9/12; **Sacks:** 1.0, 11 times, last vs. Kansas City, 12/9/12; **Interceptions:** 1, @ Pittsburgh, 11/15/09; **Forced Fumbles:** 1, four times, last @ Dallas, 11/18/12; **Fumble Recoveries:** 1, three times, last vs. Philadelphia, 11/16/08.

## RUCKER POSTSEASON STATS

Year	Team	GP/GS	Tackles			Sacks		Interceptions					FR	FF	STT
			Solo	Asst	Ttl	Sk	Yds	Int	Yds	Lg	TD	PD			
2009	Cin	1/0	1	1	2	0.0	0	0	0	0	0	0	0	0	0
2011	Cin	1/1	1	1	2	0.0	0	0	0	0	0	0	0	0	0
<b>Total</b>		<b>2/1</b>	<b>2</b>	<b>2</b>	<b>4</b>	<b>0.0</b>	<b>0</b>	<b>0</b>	<b>0</b>	<b>0</b>	<b>0</b>	<b>0</b>	<b>0</b>	<b>0</b>	<b>0</b>



# O'BRIEN SCHOFIELD

50 | LINEBACKER

HT. 6-3 | WT. 250

COLLEGE  
Wisconsin

HOMETOWN  
Great Lakes, IL

HOW ACQUIRED  
D4/10 (130th)

CARDINALS | YEARS NFL  
4 | 4

DOB: April 3, 1987

## NOTE CARDS

- Arizona entered the fourth round of the 2010 Draft with the 123rd overall selection but traded the pick to the Saints for their fourth round (130th overall) and sixth round (201st overall) selections. They used the 130th overall selection to choose the first-team All-Big Ten defensive end from Wisconsin.
- Entered the 2012 season as a starting outside linebacker and started the first nine games before an ankle injury suffered at Green Bay in Week 9 landed him on injured reserve.
- In three seasons with the Cardinals, has appeared in 35 games (nine starts) and totaled 70 tackles, 10.5 sacks, two forced fumbles, a fumble recovery and 23 special teams tackles. Led the team with 17 special teams tackles in 2011.
- Spent the first seven weeks of his rookie season in 2010 rehabbing from a torn ACL in his left knee, suffered during preparation for the 2010 Senior Bowl. After just six days of practice, appeared in his first NFL game in Week 8 vs. Tampa Bay and went on to play in the final 10 games that season.
- Is the cousin of former Cardinals defensive end Vonnie Holliday and former NFL wide receiver Bobby Engram.
- Schofield and '13 free agent signee Matt Shaughnessy were in the same recruiting class at Wisconsin and were teammates from 2005-08.
- Full name is Alacce (pronounced a-LAY-see-a) O'Brien Schofield but has gone by his middle name since age 10 when he tired of people mispronouncing his name.

## PRO CAREER:

The Cardinals fourth-round selection (130th overall) in the 2010 NFL Draft, Schofield made a remarkable recovery from a knee injury suffered in preparation for the Senior Bowl and

went on to appear in 10 games for Arizona as a rookie. Appeared in all 16 games in 2011 and started the first nine games of the 2012 season before being placed on injured reserve (ankle) on 11/7/12.



**2012:** Started nine games before suffering a season-ending ankle injury ... finished tied for third on the team with four sacks and totaled a career-best 36 tackles ... added 11 QB pressures ... made his first career start and had five tackles vs. Sea (9/9); also had one QB pressure ... had one tackle for loss @ NE (9/16) ... picked up his first sack of the season vs. Phi (9/23), taking down Michael Vick for an 11-yard loss in the first quarter; tied for the team lead with six tackles and had two QB pressures ... had a 14-yard sack of Ryan Tannehill in the second quarter vs. Mia (9/30); totaled four tackles, including one for loss, and had two QB pressures ... tied for the team lead with six tackles @ StL (10/4); had two tackles for loss and two QB pressures ... had a career-high seven tackles and equaled his career best with two sacks vs. Buf (10/14); second sack came on the Bills final possession of regulation and helped to force OT; also had two QB pressures and one tackle for loss ... recorded one unassisted tackle and a team-high three QB pressures @ Min (10/21) ... totaled four solo tackles @ GB (11/4) before leaving the game in the third quarter with an ankle injury ... placed on injured reserve (ankle) on 11/7.

**2011:** Played in all 16 games and posted 29 tackles, 4.5 sacks, and two forced fumbles ... also collected a team-leading 17 special teams tackles and tied for third on the team with six QB pressures ... had one tackle and a half-sack in season opener vs. Car (9/11); also registered one special teams tackle ... recorded three solo tackles @ Was (9/18) ... had one tackle and one QB pressure on defense and led the team with two special teams tackles vs. Pit (10/23) ... notched his first career forced fumble on a sack of Joe Flacco in the second quarter @ Bal (10/30); fumble was recovered by Darnell Dockett and led to a TD; also had two solo tackles ... posted five tackles vs. StL (11/6); also had two special teams tackles ... collected two tackles and one special teams tackle @ Phi (11/13) ... totaled five unassisted tackles, including one for loss @ SF (11/20) ... recorded a sack vs. Dal (12/4), one of a season-high five sacks for the Cardinals; had two unassisted tackles, including one for loss, and one QB pressure ... recorded two tackles and a career-high three special teams tackles vs. SF (12/11) ... posted a career-high two sacks and forced a fumble vs. Cle (12/18); the sacks came on back-to-back plays in the fourth quarter; on the second one, forced a Seneca Wallace fumble that was recovered by Calais Campbell and led to the game-tying FG on the Cardinals ensuing possession; totaled three tackles, including one for loss, one QB pressure, and one special teams tackle ... had one unassisted tackle, one QB pressure, and two special teams tackles @ Cin (12/24) ... collected one solo tackle, one QB pressure, and one special teams tackle in the season finale vs. Sea (1/12).

**2010:** Saw action in the final 10 games of the season after beginning the year on the Reserve/Non-Football Injury list due to a torn ACL in his left knee that he suffered prior to the Senior Bowl ... came on late in the season and registered a sack in each of the final two games ... placed on the Reserve/Non-Football Injury list (knee) on 8/31 ... added to the active roster on 10/30 ... played in first career game and recorded one special teams

tackle vs. TB (10/31) ... registered two special teams tackles and forced a fumble on the opening kickoff of the second half @ Min (11/7) that was returned for a 30-yard TD by Michael Adams to put AZ up 21-10 ... contributed on special teams and saw time on defense when LB Will Davis left the game with a leg injury in the fourth quarter @ KC (11/21) ... continued to contribute on special teams, recording one tackle vs. SF (11/29) ... saw action on special teams and defense, registering one QB pressure vs. StL (12/5) ... recorded first career defensive tackle as well as first fumble recovery and first pass defended to go with two special teams tackles vs. Den (12/12) ... with Joey Porter injured vs. Dal (12/25), saw significant playing time on defense, recording one tackle, one QB pressure, one tackle for loss and first career sack—which turned a 3rd-n-9 into a 4th-n-20, forcing a punt in the fourth quarter ... continued to see more playing time with Porter injured, registering a season-high two tackles and one sack in the season finale @ SF (1/2/11).

## COLLEGE:

Started 27 of 44 games during his collegiate career and recorded 110 tackles, 33 tackles for loss, 17 sacks, four forced fumbles and two fumble recoveries as a DE ... his 24.5 tackles for loss in 2009 ranked as the second-highest single-season total in school history and were the second-highest total in the nation in '09 ... earned the starting DE spot as a junior and started the final 26 games of his collegiate career ... served as one of four team captains as a senior and was named team's co-MVP ... started all 13 games, was named a unanimous All-Big Ten Conference first-team choice and was named the team's co-MVP as a senior ... semi-finalist for the Chuck Bednarik Award ... earned Defensive MVP recognition at the East-West Shrine Game after switching to OLB for the postseason all-star game ... his 12.0 sacks for minus 80 yards ranked third on the school's single-season record list ... as a junior, took over as the starter at left DE and started all 13 games ... recorded 40 tackles (27 solos) with 8.5 tackles for loss and also tied for the team lead with five sacks for minus 42 yards ... added three QB pressures, a pass defended and a fumble recovery ... appeared in all 13 games (one start) as a sophomore ... saw action on special teams ... appeared in five games as a freshman, mostly on special teams ... redshirted as a freshman in 2005.

## PERSONAL:


Attended North Chicago (IL) Community High School where he was an honorable mention All-State choice ... also a two-time all-county, all-area and all-conference selection and a two-time team MVP and captain ... recorded 99 total tackles, with 11 sacks and four fumble recoveries as a senior ... returned three kicks for TDs and one punt for a score ... grew up in a military family as his father, Anthony Schofield, is in the Navy ... served in the Junior ROTC during high school where he was promoted to lieutenant junior officer as a sophomore, faster than any of his classmates ... born in South Carolina but moved to Florida before spending a few years in London and then returned to Zion, IL when he was 11 years old ... African American Studies major.

## SCHOFIELD CAREER STATS

Year	Team	GP/GS	Tackles			Sacks		Interceptions					FR	FF	STT
			Solo	Asst	Ttl	Sk	Yds	Int	Yds	Lg	TD	PD			
2010	Ariz	10/0	5	0	5	2.0	16	0	0	0	0	1	1	0	6
2011	Ariz	16/0	25	4	29	4.5	39	0	0	0	0	0	0	2	17
2012	Ariz	9/9	28	8	36	4.0	37	0	0	0	0	0	0	0	0
<b>Total</b>		<b>35/9</b>	<b>58</b>	<b>12</b>	<b>70</b>	<b>10.5</b>	<b>92</b>	<b>0</b>	<b>0</b>	<b>0</b>	<b>0</b>	<b>1</b>	<b>1</b>	<b>2</b>	<b>23</b>

### Single Game Highs:

**Total Tackles:** 7, vs. Buffalo, 10/14/12; **Solo Tackles:** 6, vs. Buffalo, 10/14/12; **Sacks:** 2.0, twice, last vs. Buffalo, 10/14/12; **Fumble Recoveries:** 1, vs. Denver, 12/12/10; **Forced Fumbles:** 1, twice, last vs. Cleveland, 12/18/11; **Special Teams Tackles:** 3, vs. San Francisco, 12/11/11.



## PADRIC SCOTT

### 67 | DEFENSIVE TACKLE

HT. 6-0 | WT. 309

COLLEGE  
Florida A&M

HOMETOWN  
Tallahassee, FL

HOW ACQUIRED  
FA-13

DOB: January 8, 1990

◆ ROOKIE ◆

### COLLEGE CAREER:

Played in 38 games and was a three-year starter at Florida A&M ... transferred to Florida A&M after beginning his college career at Stanford in 2008 ... totaled 76 tackles, 14 tackles for loss, eight sacks, two forced fumbles, and one fumble recovery ... earned second-team All-SEC honors as a senior after playing in 11 games and finishing with 26 tackles, five tackles for loss, 2.5 sacks, a pass defended and a forced fumble ... started 10 games and set career highs with 28 tackles, six tackles for loss, and three sacks as a junior in '11 ... also had one forced fumble and a fumble recovery ... collected 18 tackles, three tackles for loss, and 2.5 sacks while starting 10 games as a sophomore ... helped the Rattlers post an 8-3 record and finish the season with a six-game winning streak, including a win over previously undefeated Bethune-

Cookman in the season finale to earn a share of the SEC title ... played in seven games and recorded four tackles on special teams as a freshman in '09 ... started his career at Stanford in 2008, but did not play and transferred to Florida A&M after the season.

### PERSONAL:

Three-sport athlete at Lincoln (Tallahassee, FL) High School, participating in football, track, and weight lifting ... earned Wendy's High School All-American and first-team All-Big Bend honors after finishing his senior season with 90 tackles ... was the ESPN share-qualifier in weightlifting and was a preseason third-team All-State selection ... is an ordained minister in the African Methodist Episcopal Church ... graduated from Florida A&M with a degree in Biology and plans to become an orthopedic surgeon.

## CARDINALS CARAVANS PRESENTED BY ARIZONA LOTTERY VISIT LOCATIONS THROUGHOUT THE STATE

Arizona Cardinals team mascot Big Red, Cardinals Cheerleaders and front office personnel took to the road this offseason for "Cardinals Caravans" presented by Arizona Lottery to cultivate fan relationships, visit radio affiliates, and have a presence in community activities throughout Arizona.



The Cardinals Caravans made stops in Sedona, Prescott, Globe, and Kingman. At the Sedona stop in March, Cardinals fans who purchased \$5 in Arizona Lottery tickets at the participating Safeway store had the opportunity to spin the prize wheel and enter to win a Cardinals VIP Getaway, which included two tickets to a 2013 Cardinals game, VIP tailgate passes, pre-game field passes, a one night stay at a local hotel and a \$100 gas card. The Arizona Lottery's mascot Windfall Willie and street team were also on-hand for the festivities.



## LYLE SENDLEIN

**63 | CENTER**

**HT. 6-3 | WT. 308**

**COLLEGE**  
Texas

**HOMETOWN**  
Scottsdale, AZ

**HOW ACQUIRED**  
FA-07

**CARDINALS | YEARS NFL**

**7 | 7**

**DOB: March 16, 1984**

### NOTE CARDS

- After entering the league as a rookie free agent with the Cardinals in 2007, has gone on to appear in 93 games (83 starts) in his first six seasons, including postseason.
- Has been voted a team captain each of the last three years (2010-12).
- Had made 81 consecutive starts (including postseason) dating back to the 2008 season opener before a knee injury suffered in Week 12 of the 2012 season vs. St. Louis landed him on injured reserve.
- Played the entire game after tearing his left MCL on the opening possession vs. St. Louis (11/25/12).
- Father, Robin, played LB for the Longhorns (1977-80) and in the NFL for eight years with Minnesota (1981-85), Miami (1986-87) and Houston (1988).
- A Scottsdale, AZ native, attended Chaparral High School where he was a first-team All-State, all-region and all-city selection as a senior.

### PRO CAREER:

Signed by the Cardinals as a rookie free agent in 2007 out of the University of Texas. Signed a one-year tender with the Cardinals as a restricted free agent on 3/29/10. Re-signed with the Cardinals on 7/29/11, agreeing to a five-year contract as a free agent.

**2012:** After being selected as an offensive captain by his teammates for the third consecutive year, started the first 11 games before going on injured reserve with a knee injury ... had made 81 consecutive starts (including postseason) dating back to the 2008 season opener before suffering the injury ... started the season opener vs. Sea (9/9) and helped limit the Seahawks to just one sack in 37 pass plays ... helped block as the Cardinals ran for 102 yards and a TD on 32 carries @ NE (9/16) ... helped Cardinals rush for a season-high 182 yards on 30 carries vs. Buf (10/14) ... blocked for LaRod Stephens-Howling as he ran for 104 yards and a TD on 20 carries @ Min (10/21); marked first career 100-yard rushing performance for Stephens-Howling ... helped lead the way as Stephens-Howling ran for a career-high 127 yards and a TD on 22 carries @ Atl (11/18) ... led the way as Beanie Wells ran for two TDs vs. StL (11/25) ... after suffering a knee injury against the Rams on the opening possession, was placed on injured reserve on 11/27.

**2011:** Selected as an offensive captain for the second consecutive year and started all 16 games for the fourth straight season ... helped the Cardinals rush for 99 yards and a TD on 25 carries vs. Car (9/11) ... helped Cardinals run for 93 yards and a TD on 15 carries (6.2 avg.) @ Was (9/18) ... part of line that helped Cardinals run for 156 yards and a season-high three TDs on 32 carries vs. NYG (10/2) ... helped Cardinals rush for 109 yards and a TD on 30 carries @ Bal (10/30) ... helped lead Cardinals to a season-high 268

rushing yards and a TD on 38 carries (7.1 avg.) @ StL (11/27); marked the highest single-game rushing total for the Cardinals since running for 330 yards at New Orleans on 10/5/80; helped RB Beanie Wells run for a franchise-record 228 yards on 27 carries ... started as Cardinals ran for 103 yards and a TD on 25 carries vs. Dal (12/4) ... helped Cardinals run for 131 yards and a TD on 31 carries vs. Sea (1/1/12); marked his 70th consecutive start, including postseason.

**2010:** After being selected by his teammates as an offensive captain for the first time, started all 16 games for the third consecutive season ... started the season opener @ StL (9/12) and was part of line that cleared the way for 112 rushing yards and a TD on 21 carries (5.3 avg.); following a Derek Anderson fumble, ran 45 yards downfield and recovered the ball in the end zone after WR Steve Breaston stripped the ball from Rams DT Clifton Ryan ... helped block for a rushing attack that racked up 118 yards on 13 carries (9.1 avg.) @ Atl (9/19) ... part of line that cleared the way for a running game that totaled over 100 yards (119) vs. Oak (9/26); marked the first time since 1988 that Arizona rushed for over 100 yards in each of their first three regular season games ... part of a line that cleared the way for 105 rushing yards on 19 carries (5.5 avg.) vs. StL (12/5) ... member of o-line that allowed no sacks for the first time in '10 and blocked for a rushing attack that totaled 111 yards on 34 carries (6.2 avg.) vs. Den (12/12); marked the highest single game rushing total by AZ since 10/3/04 vs. NO (211 yds.); last time the Cards rushed for over 200 yards and averaged at least 6.0 yards per attempt was on 9/15/02 at Seattle (249 yds. on 35 att.—7.1 yd. avg.); marked eighth game in '10 that the Cardinals rushed for over 100 yards.



**2009:** Started all 16 games and both postseason contests at center for the second straight season ... part of an offensive line that blocked for 1,494 rushing yards, the most by a Cardinals team since 2004 (1,668), and averaged 4.1 yards per carry, the highest for Arizona since 2002 (4.4) ... part of a line that did not allow a sack @ Jax (9/20) ... helped clear the way for 182 yards rushing @ Chi (11/8) ... despite 38 pass attempts, o-line did not allow a sack for the second time in '09 and cleared the way for 122 rushing yards vs. Sea (11/15); marked the first time since 9/10/07 @ SF (161) and 9/16/07 vs. Sea (132) that the Cardinals rushed for over 100 yards in back-to-back regular season games ... helped clear the way for 183 rushing yards on 30 carries @ StL (11/22); marked the most rushing yards by the Cardinals since 10/3/04 vs. NO (211 yards) ... part of line that didn't allow a sack and cleared the way for 113 rushing yards vs. Min (12/6); Vikings entered the game with an NFL-best 40 sacks in their first 11 games ... part of line that didn't allow a sack for the fourth time in '09 during the regular season finale vs. GB (1/3/10) ... cleared the way for 156 rushing yards against the NFL's number one ranked rush defense during the regular season in the Wild Card matchup vs. GB (1/10/10); marked the highest rushing total against a GB defense that only gave up 83.3 yards per game ... for the second straight week, helped o-line give up only one sack and block for over 100 yards rushing (101) @ NO (1/16/10).

**2008:** Took over as the starting center for an injured Al Johnson and was part of an offensive line that had the same five starters for all 20 regular and postseason games in 2008 ... in season opener @ SF

(9/7) helped clear the way for Edgerrin James seventh 100-yard rushing game as a Cardinal ... member of line that did not allow a sack for the first time in '08 vs. Buf (10/5); helped clear the way for Arizona to record three rushing TDs in back-to-back weeks (@ NYJ, vs. Buf) for the first time since 1979 ... for the second time in '08 was part of an offensive line that did not allow a sack despite 42 pass attempts vs. SF (11/10) ... member of an offensive line that didn't give up a sack @ Phi (11/27) ... helped clear the way for James to register his 57th career 100-yard game and eighth as a Cardinal in the season finale vs. Sea (12/28) ... started first career playoff game and was part of an offensive line that allowed zero sacks vs. Atl (1/3/09) ... helped the Cardinals run the ball a season-high 43 times for 145 yards @ Car (1/10/09) ... started Super Bowl XLIII vs. Pit (2/1/09).

**2007:** Played in 12 games with two starts in rookie campaign ... saw action at center after starter Al Johnson left with an injured knee early in the third quarter of the season opener @ SF (9/10) ... made first career start while helping James total 128 yards on 24 carries and was part of line that did not allow a sack in the home opener vs. Sea (9/16) ... part of offensive line that only yielded two sacks in the first three games ... saw action at LG when starting RT Elton Brown left the game with an injury in the second quarter and starting LG Reggie Wells moved over @ StL (10/7) ... saw action on special teams @ TB (11/4) ... for the first time in his career, appeared during goal-line situation as an eligible receiver vs. Det (11/11) ... appeared on special teams in the final four games and played one series at center vs. StL (12/30) in the season finale.

## CARDINALS IN THE COMMUNITY

Scottsdale native **Lyle Sendlein** returned to his home state of Arizona in 2007 and since that time has been very visible in the Valley community. The seventh-year player has always been one of the most active participants in the Cardinals and SRP "Milk and Cookies" program. He also is very involved in coaching at Gatorade Jr. Training Camps as well as at team kids camps. Sendlein has always made sure that on Tuesdays during the season, he is spending his time giving back to the community.

In the past he also hosted the Lyle Sendlein football camp at the Boys & Girls Club-East Valley Guadalupe branch. The camp was free and funded by the NFL Youth Football Fund in 2010. Sendlein visited students at Whitman Elementary School in Mesa, AZ in 2010 and led the kids in fitness activities as part of the NFL's Play 60 program. Whitman was selected as a Super School and won a \$10,000 grant from the NFL for health and wellness programming and equipment. He has previously also taken part in the team's annual "Feed the Hungry" event to serve Thanksgiving dinner to the less fortunate at the Phoenix Rescue Mission.

Sendlein was a regular participant at the annual "Making the Cut" event to benefit Cardinals Charities. He has taken part in "Pros vs. G.I. Joes" where he competed in video games with soldiers who are based in Iraq and Kuwait as part of a program set up through the USO. He joined teammate Mike Leach to take part in the team's Christmas Angels program in 2009. The team adopted 70 families from the Friendly House to help ensure a happy holiday season. Sendlein also joined teammates that year and visited the Wellness Community Center to help support teenagers that are struggling with cancer, a program funded by Cardinals Charities.

Those numerous community activities follow up his past work as he participated at the Cardinals and United Way "Hometown Huddle" in 2007, coaching 100 students as well as 25 kids from the Special Olympics of Arizona at a camp. In the spring of 2008, Sendlein also volunteered for the "Read Across America" program at the Cardinals Preparatory Academy to help promote the importance of reading.







(10/14); also caused a Ryan INT in the first half with a QB pressure ... posted a tackle for loss vs. Jax (10/21) ... helped force an INT with a QB pressure on Brady Quinn in the first quarter and had one tackle for loss @ KC (10/28) ... totaled three QB pressures vs. TB (11/4) ... had a tackle for loss on Vonta Leach on a screen pass @ Bal (11/11) ... picked up his final sack of the season @ Cin (11/25), bringing down Andy Dalton in the third quarter to force a three-and-out ... helped Raiders post one of the best defensive games in franchise history in 15-0 win vs. KC (12/16); marked Oakland's first shutout in 10 years; limited Chiefs to 119 total yards, the fewest allowed by the Raiders since 1975, and matched a franchise record by allowing just 10 rushing yards.

**2011:** Started the first three games of the year before suffering a season-ending shoulder injury ... totaled seven tackles and one sack ... recorded his only sack of the season in opener @ Den (9/12), taking down Kyle Orton in the fourth quarter ... had one tackle vs. NYJ (9/25) before leaving with a shoulder injury ... inactive for three games and then placed on injured reserve (shoulder) on 10/19.

**2010:** Played in all 16 games with eight starts ... tied for second on the team with a career-high seven sacks ... recorded 56 tackles, two forced fumbles and one pass defended ... had a sack of Vince Young in season opener @ Ten (9/12) ... recorded his second sack of the season when he took down Derek Anderson @ Ari (9/26) ... sacked Philip Rivers and forced a fumble that teammate Lamarr Houston recovered vs. SD (10/10) ... collected a sack for the second consecutive game @ SF (10/17), taking down Alex Smith in the second quarter ... sacked Matt Hasselbeck on a third down to force a FG vs. Sea (10/31) ... forced a fumble by Ronnie Brown in the first quarter vs. Mia (11/28) ... split a sack with teammate Kamerion Wimbley in the first quarter @ Jax (12/12) ... set career highs with 1.5 sacks and eight tackles vs. Den (12/19), sharing a sack with Tommy Kelly in the first quarter and then sacking Tim Tebow on the Broncos final offensive play to seal a 39-23 win.

**2009:** Saw action in all 16 games and made two starts as a rookie ... named to the Pro Football Weekly/PFWA All-Rookie Team ... tied for third on the team with four sacks and totaled 29 tackles, including 10 for loss, and one fumble recovery ... made NFL debut playing at defensive end and on

special teams vs. SD (9/14) ... recovered a Steve Slaton fumble to set up a Raiders FG in the first quarter @ Hou (10/4) ... recorded his first career sack when he took down Philip Rivers on a 2nd-n-goal in the fourth quarter that helped force a FG attempt @ SD (11/1) ... made his first career start vs. KC (11/15) and had a sack of Matt Cassel in the fourth quarter ... started for the second time @ Pit (12/6) ... sacked Jason Campbell in the third quarter vs. Was (12/13) ... collected a sack for the second straight game when he brought down Kyle Orton in the first quarter @ Den (12/20) ... had two tackles for loss @ Cle (12/27).

## COLLEGE:

Played in 50 games with 46 starts at Wisconsin ... overcame an ACL injury as a freshman to start the final 39 games of his career and help his class compile a 40-11 record and four consecutive bowl berths ... totaled 174 tackles (109 solo), 15.5 sacks, 22 QB pressures, and 41.5 tackles for loss, which ranked sixth on the school's all-time list ... was honorable mention All-Big Ten as a senior in '08 ... earned team's Jay Seiler Coaches Appreciation Award after starting all 13 games and recording 40 tackles, four sacks, and eight tackles for loss despite suffering a right fibula fracture in spring camp ... earned second-team all-conference honors and was voted team's defensive MVP as a junior ... started all 13 games and ranked fourth in the Big Ten and 19th nationally with 18 tackles for loss while also setting career highs with 60 tackles and five sacks ... named second-team All-Big Ten as a sophomore when he had 35 tackles, four sacks, and eight tackles for loss ... earned honorable mention all-conference and first-team Freshman All-America honors from The Sporting News and ESPN.com after totaling 39 tackles and 2.5 sacks in '05 ... started the season opener as a true freshman and played in 11 games with seven starts before suffering a season-ending ACL injury.

## PERSONAL:

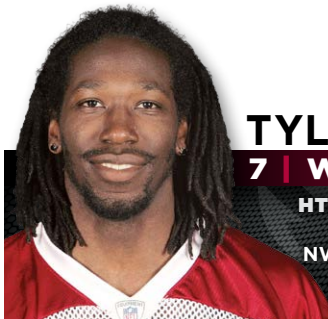
Attended Norwich (CT) Free Academy where he was named to the Connecticut High School Coaches Association and New Haven Register all-state team as a senior ... earned all-conference and all-area honors in each of his final three seasons ... also was a three-time letter winner in basketball and lettered twice in track ... majored in Sociology.

## SHAUGHNESSY CAREER STATS

Year	Team	GP/GS	Tackles			Sacks		Interceptions					FR	FF	STT
			Solo	Asst	Ttl	Sk	Yds	Int	Yds	Lq	TD	PD			
2009	Oak	16/2	26	3	29	4.0	18	0	0	0	0	0	1	0	0
2010	Oak	16/8	43	13	56	7.0	38	0	0	0	0	1	0	2	0
2011	Oak	3/3	6	1	7	1.0	9	0	0	0	0	0	0	0	0
2012	Oak	16/16	29	13	42	3.5	29.5	0	0	0	0	0	0	0	0
<b>Total</b>		<b>51/29</b>	<b>104</b>	<b>30</b>	<b>134</b>	<b>15.5</b>	<b>94.5</b>	<b>0</b>	<b>0</b>	<b>0</b>	<b>0</b>	<b>1</b>	<b>1</b>	<b>2</b>	<b>0</b>

### Single Game Highs:

**Total Tackles:** 8, vs. Denver, 12/19/10; **Solo Tackles:** 5, twice, last vs. Kansas City, 11/7/10; **Sacks:** 1.5, vs. Denver, 12/19/10; **Fumble Recoveries:** 1, @ Houston, 10/14/09; **Forced Fumbles:** 1, twice, last vs. Miami, 11/28/10.



# TYLER SHAW

7 | WIDE RECEIVER

HT. 6-0 | WT. 180

COLLEGE  
NW Missouri State

HOMETOWN  
St. Louis, MO

HOW ACQUIRED  
FA-13

DOB: January 5, 1990

◆ ROOKIE ◆

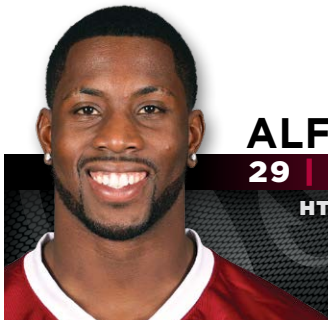
## COLLEGE CAREER:

Collected 166 receptions for 3,021 yards and 32 touchdowns in 56 games at NW Missouri State ... also returned 68 kickoffs for 1,596 yards and two TDs ... played in 13 games and set career highs with 54 catches for 957 yards and 12 TDs as a senior to earn second-team All-MIAA (Mid-America Intercollegiate Athletic Association) honors ... caught 35 passes for a team-high 815 yards and nine TDs in 14 games as a junior ... named honorable mention All-MIAA ... had 24 catches for 445 yards and five TDs in 14 games as a sophomore ... also had his second career kickoff return TD, a 73-yarder against Nebraska-Omaha ... named the team's Phil Voge Redshirt Freshman of the Year in '09, playing in all 15 games and finishing second on the team with 53 catches for 804 yards and six TDs to help the Bearcats win the Division II National Championship ... had a career-best 26.7-yard average on

13 kickoff returns, including a 92-yard TD return against Truman ... also recovered a blocked punt in the end zone for a TD and caught a TD pass in the game against Truman, earning MIAA Special Teams Player of the Week ... redshirted in 2008 ... also was a member of the track team, earning All-America honors in the 60-meter hurdles and 110-meter hurdles at the 2009 NCAA Indoor Championships.

## PERSONAL:

Attended Lutheran North (St. Louis, MO) High School where he was an All-State selection as a return specialist after his senior year ... also competed in basketball, cross country, and track ... was the state champion in the 110-meter hurdles and state runner-up in the 300-meter hurdles as a junior ... helped basketball team finish as the state runner-up during his junior year ... majored in Journalism.



# ALFONSO SMITH

29 | RUNNING BACK

HT. 6-1 | WT. 209

COLLEGE  
Kentucky

HOMETOWN  
Louisville, KY

HOW ACQUIRED  
FA-10

CARDINALS | YEARS NFL  
4 | 4

DOB: January 23, 1987

## PRO CAREER:

Signed by the Cardinals as a rookie free agent on 4/26/10 and was waived/injured following training camp on 9/4/10. Re-signed to the Cardinals practice squad on 11/16/10 and was elevated to the 53-man roster on 11/20/10. Released by Arizona on 11/23/10 and re-signed to the practice squad on 11/24/10, where he spent the remainder of the season. Signed a futures contract with the Cardinals on 1/4/11. Re-signed as an exclusive rights player on 4/16/12 before being released following training camp on 8/31/12. Re-signed by the Cardinals on 9/26/12.

**2012:** Played in 11 games after re-joining the team in Week 4 ... had two receptions for 21 yards and added two special teams tackles ... recorded one special teams tackle in his first game of the season vs. Mia (9/30) ... had one catch for 13 yards and saw action on special teams @ StL (10/4) ... inactive vs. StL (11/25) and @ NYJ (12/2) ... appeared on special teams @ Sea (12/9) and vs. Det (12/16) ... recorded an eight-yard reception in the second quarter vs. Chi (12/23) ... played on special teams @ SF (12/30).

**2011:** After playing in just one game as a rookie, appeared in 15 games and contributed on offense and special teams in his second season ...

ran for 102 yards and a TD on 30 carries and caught three passes for 21 yards ... also totaled five special teams tackles ... active but did not play vs. Car (9/11) ... made his season debut and recorded one special teams tackle @ Was (9/18) ... with RBs Beanie Wells and LaRod Stephens-Howling both out due to injuries, saw the most extensive action of his career @ Sea (9/25); led the team with 54 rushing yards on 17 carries and had three receptions for 21 yards; marked both his first career rushing attempts and receptions ... had two carries for 16 yards, both coming during a fourth-quarter TD drive vs. NYG (10/2) ... had one carry for two yards to convert a 3rd-n-1 in the second quarter @ Min (10/9); also had one special teams tackle ... scored his first career TD on a one-yard run in the second quarter vs. Pit (10/23); totaled five carries for 17 yards in the game ... had one carry for one yard and collected one special teams tackle @ Bal (10/30) ... had one special teams tackle @ Phi (11/13) ... had three carries for 12 yards @ StL (11/27); part of a rushing attack that posted 268 yards on the day, the highest total for the Cardinals in 31 years ... had one carry vs. Cle (12/18) ... played on offense and special teams vs. Sea (1/1/12).

**2010:** Spent the season between the Cardinals practice squad and 53-man roster, appearing in one game as a rookie ... logged time on special teams @ KC (11/21) but did not record any statistics.

## COLLEGE:

Appeared in 49 career games (nine starts), registering 974 rushing yards on 215 carries and eight TDs ... totaled 28 tackles, one forced fumble and one fumble recovery on special teams ... hauled in 30 passes for 322 yards with two TDs and returned 15 kicks for 155 yards (22.4 avg.) ... started three of 13 games played as a senior,

rushing for 262 yards and two TDs on 60 carries ... set career highs by returning seven kicks for 337 yards with a long of 35 yards ... named to the SEC Academic Honor Roll in 2008 ... as a junior, saw action in all 13 games, including five starts ... set a career high with 313 rushing yards on 74 carries with two TDs ... added career bests of 16 receptions and 204 receiving yards, including a career-long 71-yard TD ... totaled 12 tackles on special teams and a forced fumble ... played in 10 games as sophomore in 2007 and totaled 149 rushing yards and two TDs on 21 carries, averaging 7.1 yards per carry ... recorded seven tackles in kick coverage and also recovered a fumble ... registered 60 carries for 285 yards and two TDs in 2006 as a freshman ... recorded six receptions for 96 yards ... redshirted in 2005.

## PERSONAL:

Three-year starter at Waggener (Louisville, KY) High School, playing RB on offense and CB and LB on defense ... rushed for 1,071 yards and 11 TDs as a senior, despite missing some or all of several games because of injury ... named District Player of the Year as a senior ... all-district as a junior, rushing for 841 yards and nine TDs ... team went to the state playoffs all three years he was on varsity, with a best mark of 10-2 as a senior ... for his career registered 2,312 rushing yards, 7.6 yards per carry, and 24 TDs, along with 21 receptions for 286 yards and four TDs ... played in the Kentucky-Tennessee All-Star Game in June 2005 ... three-year letterman on the track team, running the 100 and 200-meter dashes and two relays ... won two Class AAA state championships as a senior in the 100-meter dash and the 4x100 relay ... received a U.S. Marine Corps Distinguished Athlete Award ... honor roll student ... majored in Community Communications and Leadership Development.

## SMITH CAREER STATS

Year	Team	GP/GS	Rushing					Receiving					
			Att	Yds	Avg	Lg	TD	No	Yds	Avg	Lg	TD	STT
2010	Ariz	1/0	0	0	0.0	0	0	0	0	0.0	0	0	0
2011	Ariz	15/0	30	102	3.4	12	1	3	21	7.0	13	0	5
2012	Ariz	11/0	0	0	0.0	0	0	2	21	10.5	13	0	2
<b>Total</b>		<b>27/0</b>	<b>30</b>	<b>102</b>	<b>3.4</b>	<b>12</b>	<b>1</b>	<b>5</b>	<b>42</b>	<b>8.4</b>	<b>13</b>	<b>0</b>	<b>7</b>

### Single Game Highs:

**Rushing Yards:** 54, @ Seattle, 9/25/11; **Rushing Attempts:** 17, @ Seattle, 9/25/11; **Long Run:** 12, vs. NY Giants, 10/2/11; **Rushing Touchdowns:** 1, vs. Pittsburgh, 10/23/11; **Receiving Yards:** 21, @ Seattle, 9/25/11; **Receptions:** 3, @ Seattle, 9/25/11; **Long Reception:** 13, twice, last @ St. Louis, 10/4/12.



## KORY SPERRY

83 | TIGHT END

HT. 6-5 | WT. 265

COLLEGE  
Colorado State

HOMETOWN  
Pueblo, CO

HOW ACQUIRED  
FA-12

CARDINALS | YEARS NFL  
2 | 5

DOB: April 10, 1985

### PRO CAREER:

Originally entered the NFL as an undrafted free agent with the San Diego Chargers on 5/1/09. Waived on 9/5/09 and added to Miami's practice squad on 9/9/09. Signed to active roster on 11/14/09. Waived on 8/23/10 and claimed by Denver on 8/24/10. Waived on 9/3/10 and added to Chargers practice squad on 9/8/10. Signed to active roster on 11/22/10. Released by San Diego on 8/31/12. Signed by the Cardinals on 12/4/12.

**2012:** Played in the season finale after signing with the Cardinals as a free agent on 12/4 ... inactive in his first three games with the team ... made his Cardinals debut playing on offense and special teams @ SF (12/30).

**2011:** Played in all 16 games and made four starts ... had one reception for 32 yards, one kick-off return for 13 yards, and added one special teams tackle ... made his first start of the season vs. KC (9/25) ... started and helped set up Chargers first TD of the game with a 32-yard reception @ Den (10/9) ... also started @ KC (10/31) and vs. Bal (12/18).

**2010:** Appeared in seven games with one start after spending first half of the season on Chargers practice squad ... caught a career-high four passes for 73 yards ... waived by the Dolphins on 8/23 and claimed by the Broncos on 8/24 ... waived on 9/3 and added to San Diego's practice squad on 9/8 ... promoted to the active roster on 11/22 ... started in his season debut and had two receptions for 21 yards vs. Den (11/22) ... had a career-long 35-yard recep-

tion during second quarter FG drive vs. SF (12/16) ... caught a 17-yard pass @ Den (1/2/11).

**2009:** Saw action in eight games and made one start as a rookie with the Dolphins ... totaled three catches for 31 yards and a TD ... spent training camp with the Chargers and was waived on 9/5 ... added to Dolphins practice squad on 9/9 and was promoted to active roster on 11/14 ... started in his NFL debut vs. TB (11/15); recorded a career-high three receptions and his first career TD.

### COLLEGE:

Left Colorado State ranked fourth on the school's all-time list with 20 career TDs and seventh with 141 receptions ... earned second-team All-Mountain West honors as a senior in '08 when he caught 38 passes for 492 yards and six TDs ... named the John Mackey National Tight End of the Week after catching three TDs in a 38-34 win over San Diego State ... earned the same honor after recording three TD receptions in '07 season opener against Colorado ... suffered a season-ending knee injury in second game of '06 season and was granted a medical redshirt ... was honorable mention All-MWC as a sophomore in '05.

### PERSONAL:

Attended Pueblo County (CO) High School where he was an All-State selection in football and basketball ... was a standout quarterback and was also recruited to play Division I basketball ... honor roll student with 3.67 GPA ... earned Denver Broncos Hero of the Week award ... graduated with a degree in Liberal Arts.

### SPERRY CAREER STATS

Year	Team	GP/GS	Receiving					TD	ST
			Rec	Yds	Avg	Lg			
2009	Mia	8/1	3	31	10.3	13	1	0	
2010	SD	7/1	4	73	18.3	35	0	0	
2011	SD	16/4	1	32	32.0	32	0	1	
2012	Ariz	1/0	0	0	0.0	0	0	0	
<b>Total</b>		<b>32/6</b>	<b>8</b>	<b>136</b>	<b>17.0</b>	<b>35</b>	<b>1</b>	<b>1</b>	

#### Single Game Highs:

**Receiving Yards:** 35, vs. San Francisco, 12/16/10; **Receptions:** 3, vs. Tampa Bay, 11/15/09; **Receiving TDs:** 1, vs. Tampa Bay, 11/15/09; **Long Reception:** 35, vs. San Francisco, 12/16/10.





# DREW STANTON

## 5 | QUARTERBACK

HT. 6-3 | WT. 243

COLLEGE  
Michigan State

HOMETOWN  
Farmington Hills, MI

HOW ACQUIRED  
UFA-13 (Colts)

CARDINALS | YEARS NFL

1 | 7

DOB: May 7, 1984

### NOTE CARDS

- Signed a three-year contract with the Cardinals on 3/13/13 as a free agent, reuniting with head coach Bruce Arians, who coached Stanton in Indianapolis in 2012.
- Threw a TD on his first NFL pass attempt (one-yard pass vs. Jacksonville in '08), becoming just the second Lions QB ever to accomplish that feat (Chuck Long, 1986).
- Last NFL start came in a win over Tampa Bay on 12/19/10, when Stanton went 23 of 37 (62.2%) for 252 yards, a TD and a passer rating of 91.3.

### PRO CAREER:

Originally drafted by the Detroit Lions in the second round (43rd overall) of the 2007 NFL Draft. Re-signed with Detroit on 7/29/11 as an unrestricted free agent. Signed with Jets as a free agent on 3/16/12 before being traded from New York to Indianapolis on 3/23/12 for a sixth round pick in the 2012 NFL Draft. Signed a three-year contract with the Cardinals on 3/13/13 as a free agent.

**2012:** In his only season with the Colts, served as the backup to Andrew Luck in all 16 regular season games and the team's lone postseason matchup.

**2011:** A reserve QB during his final season with the Lions, was inactive for all 16 regular season games and the team's lone postseason game.

**2010:** Appeared in six games with the Lions and went 2-1 in a career-high three starts ... completed 69 of 119 pass attempts (58.0%) for 780 yards, four TDs, three INTs and a passer rating of 78.4 ... added 18 rushing attempts for 113 yards and a TD ... inactive (3rd QB) in the season opener @ Chi (9/12) ... DNP in each of the next three games ... saw his first action of the season when he entered the game late in the team's 44-6 victory over the Rams vs. StL (10/10); completed his lone pass attempt for 11 yards ... the following week, entered the game when Shaun Hill suffered a broken forearm and threw for 222 yards and a TD @ NYG (10/17); completed 19 of 34 attempts and also ran for 30 yards; TD was an 87-yard strike to Calvin Johnson that was the Lions longest play from scrimmage on the season ... DNP the following game @ Was (10/31) ... saw action late in the fourth quarter vs. NYJ (11/7) when Matthew Stafford left the game with a shoulder injury ... DNP in each of the next three games ... made his second career start and completed 16 of 24 pass attempts (66.7%) for 178 yards, a passing TD, a rushing TD and a career-high 102.4 passer rating ... made his third career start and earned his first win as a starter the following week vs. GB (12/12); completed 10 of 22 pass attempts for 117 yards, a TD and two INTs; threw game-winning 13-yard TD pass to Will Heller in the fourth quarter; also ran for 44 yards on four attempts ... established career highs

for attempts (37), completions (23) and passing yards (252) in the overtime win @ TB (12/19); threw a TD and posted a passer rating of 91.3; marked his second straight victory as a starter and posted his second career game-winning fourth quarter comeback and second in as many weeks; led scoring drives in the final minute of the first half, regulation and OT; engineered game-tying 58-yard drive with 1:39 left to play in regulation and no timeouts, culminating in a 28-yard FG that tied the score at 20-20; led a nine-play, 63-yard drive in OT that ended in a 34-yard game-winning FG ... DNP in each of the final two games of the season.

**2009:** Appeared in three games and earned his first career start in his third season with the Lions ... completed 26 of 51 pass attempts for 259 yards and six INTs on the season ... added nine rushing attempts for 33 yards and a TD ... earned the Lions 2009 Robert Porcher Man of the Year Award for his community service efforts and was one of 32 finalists for the NFL Walter Payton Man of the Year ... inactive (3rd QB) in each of the first four games ... active but DNP vs. Pit (10/11) ... saw his first action of the season @ GB (10/18) and completed 5 of 11 pass attempts for 57 yards and two INTs ... inactive (3rd QB) in each of the next six games ... active but DNP @ Bal (12/13) ... entered the game in the second half vs. Ari (12/20) and completed 10 of 19 pass attempts for 72 yards and an INT; ran for 10 yards and a TD on three attempts and led two four quarter game-tying drives against the Cardinals; rushing TD came on a one-yard QB sneak that tied the game in the fourth quarter ... made his first career start the following week @ SF (12/27) and completed 11 of 21 pass attempts for 130 yards and three INTs; rushed for 23 yards on six attempts ... active but DNP in the season finale vs. Chi (1/3/10).

**2008:** Saw his first NFL action when he appeared in three games after spending his rookie season on injured reserve ... completed 9 of 17 pass attempts for 119 yards and a TD, posting a 95.0 passer rating ... inactive (3rd QB) in each of the first four games ... active but DNP in the next four matchups ... appeared in his first career game when he saw extended playing time vs. Jax (11/9); completed 6 of 8 pass attempts for 94 yards and his first career TD pass; completed a one-yard TD

pass to TE John Owens on his first career pass attempt; became just the third NFL QB in 10 years to throw a TD on his first career pass attempt (Matt Ryan-2008 and Michael Bishop-2000); became just the second Lions QB to accomplish the feat (Chuck Long, 1986) ... active but DNP @ Car (11/16) ... saw limited action in the third quarter and completed 2 of 6 pass attempts before a head injury knocked him out of the game vs. TB (11/23) ... inactive (concussion) the following week vs. Ten (11/27) ... inactive (3rd QB) vs. Min (12/7) ... active but DNP @ Ind (12/14) ... saw brief action and completed 1 of 3 pass attempts for 12 yards vs. NO (12/21) ... active but DNP in the season finale @ GB (12/28).

**2007:** Sat out his rookie season after being placed on injured reserve (knee) on 8/3.

## COLLEGE:

Appeared in 45 games for the Spartans, including 36 games (29 starts) at QB ... appeared in 13 games on special teams as a freshman ... completed 543 of 846 pass attempts (64.2%) for 6,524 yards, 42 TDs and 28 INTs during his career ... his 64.2 completion percentage established a school record and ranked second all-time in Big-Ten history ... finished second in MSU history in pass attempts (846), completions (543) and passing yards (6,524) while his 42 TD passes ranked fifth all-time ... posted 332 rushing attempts for 1,512 yards and 15 TDs, and his 8,036 total yards of offense rank second all-time in Spartans annals ... became the first player in school history to complete 60 percent of their passes in three consecutive seasons ... established an MSU record with 200+ yards passing in 14 consecutive contests ... was a preseason All-America selection as a senior in 2006 and despite suffering multiple injuries, started the team's first 11 games and completed 164 of 269 pass attempts (60.9%) for 12 TDs and 10 INTs ... added 110 carries for 445 yards and five TDs ... as a junior in 2005, earned honorable mention All-Big Ten honors and was a semi-finalist for the Davey

O'Brien National Quarterback Award after starting every game for the Spartans and completing 236 of 354 pass attempts for 3,077 yards and 22 TDs ... his 22 TD passes established a new MSU single-season record while his 236 completions ranked second all-time and his 354 attempts ranked third ... became just the second player in school history to throw for over 3,000 yards in a season ... added 121 carries for 338 yards and four TDs on the ground ... as a sophomore in 2004, named Academic All-Big Ten Conference for the second consecutive season and earned honorable mention All-Big Ten honors from the coaches and media ... presented the Governor's Award as the team's Most Valuable Player ... appeared in 10 games, with seven starts at QB, and completed 141 of 220 pass attempts (64.2%) for 1,601 yards, eight TDs and six INTs, with his 64.2 completion percentage ranking as the second-best single-season total in MSU history ... added 96 rushing attempts for 687 yards and five TDs ... earned Academic All-Conference honors and appeared in 13 games on special teams as a freshman in 2003 ... saw limited action at QB in four games ... led punt coverage unit with 13 tackles on the year ... redshirted in 2002.

## PERSONAL:

Attended Harrison (Farmington Hills, MI) High School where he was a two-year starter who completed 234 of 357 pass attempts for 5,298 yards, 58 TDs and nine INTs while leading the team to back-to-back state titles in 2000 and 2001 ... as a senior, was named to the Detroit News and Detroit Free Press Dream teams and earned SuperPrep and PrepStar All-America honors after throwing for 2,822 yards and 31 TDs ... led the team to a perfect 14-0 record and accounted for three TDs in the Division 3 state title game ... as a junior, threw for 2,471 yards and 27 TDs ... threw two TD passes and ran for another TD in the state title game ... also lettered in baseball as a shortstop and pitcher, batting .561 as a junior ... Kinesiology major.

## STANTON CAREER STATS

### Passing

Year	Team	GP/GS	Att	Cmp	Pct.	Yds	Yds/Att	TD	Int	Lg	Sk	Yds Lst	Rating
2007	Det	Injured Reserve - Knee											
2008	Det	3/0	17	9	52.9	119	7.0	1	0	41	6	35	95.0
2009	Det	3/1	51	26	50.9	259	5.1	0	6	30	5	27	26.1
2010	Det	6/3	119	69	58.0	780	6.6	4	3	87t	6	42	78.4
2011	Det	0/0	0	0	0.0	0	0.0	0	0	0	0	0	0.0
2012	Ind	0/0	0	0	0.0	0	0.0	0	0	0	0	0	0.0
<b>Total</b>		<b>12/4</b>	<b>187</b>	<b>104</b>	<b>55.6</b>	<b>1,158</b>	<b>6.2</b>	<b>5</b>	<b>9</b>	<b>87t</b>	<b>17</b>	<b>104</b>	<b>63.1</b>

### Rushing

Year	Team	Att	Yds	Avg	Lg	TD
2007	Det	Injured Reserve - Knee				
2008	Det	3	20	6.7	15	0
2009	Det	9	33	3.7	11	1
2010	Det	18	113	6.3	20	1
2011	Det	0	0	0.0	0	0
2012	Ind	0	0	0.0	0	0
<b>Total</b>		<b>30</b>	<b>166</b>	<b>5.5</b>	<b>20</b>	<b>2</b>

### Single Game Highs:

**Attempts:** 37, @ Tampa Bay, 12/19/10; **Completions:** 23, @ Tampa Bay, 12/19/10; **Yards:** 252, @ Tampa Bay, 12/19/10; **Passing TDs:** 1, five times, last @ Tampa Bay, 12/19/10; **Long Pass:** 87t, @ NY Giants, 10/17/10; **Completion Pct:** 66.7, vs. Chicago, 12/5/10 (16-24); **Rating:** 102.4, vs. Chicago, 12/5/10 (24-16-0, 178 yds., 1 TD); **Interceptions:** 3, @ San Francisco, 12/27/09; **Rushing Yards:** 44, @ Green Bay, 12/12/10; **Long Run:** 20, @ NY Giants, 10/17/10; **Rushing TDs:** 1, twice, last vs. Chicago, 12/5/10.

### Career Regular Season Record as a Starter:

2-2 (.500): 0-1 (.000) in 2009; 2-1 (.667) in 2010.



## STANTON GAME-BY-GAME STATS

### 2010 (Lions)

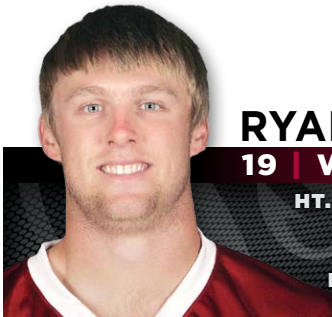
Date	Opp.	GP/GS	Att	Cmp	Pct	Yds	Yds/Att	TD	Int	Lg	Yds		Rating	W/L
											Sk	Lst		
Sept. 12	@ Chi	Inactive-3rd QB												
Sept. 19	PHI	DNP												
Sept. 26	@ Min	DNP												
Oct. 3	@ GB	DNP												
Oct. 10	STL	1/0	1	1	100.0	11	11.0	0	0	11	0	0	112.5	W
Oct. 17	@ NYG	1/0	34	19	55.9	222	6.5	1	1	87t	2	11	73.4	L
Oct. 31	WAS	DNP												
Nov. 7	NYJ	1/0	1	0	0.0	0	0.0	0	0	0	0	0	39.6	L
Nov. 14	@ Buf	DNP												
Nov. 21	@ Dal	DNP												
Nov. 25	NE	DNP												
Dec. 5	CHI	1/1	24	16	66.7	178	7.4	1	0	46t	2	10	102.4	L
Dec. 12	GB	1/1	22	10	45.5	117	5.3	1	2	44	2	21	39.4	W
Dec. 19	@ TB	1/1	37	23	62.2	252	6.8	1	0	30	0	0	91.3	W
Dec. 26	@ Mia	DNP												
Jan. 2	MIN	DNP												
<b>Total</b>		<b>6/3</b>	<b>119</b>	<b>69</b>	<b>58.0</b>	<b>780</b>	<b>6.6</b>	<b>4</b>	<b>3</b>	<b>87t</b>	<b>6</b>	<b>42</b>	<b>78.4</b>	<b>2-1</b>

### 2009 (Lions)

Sept. 13	@ NO	Inactive-3rd QB												
Sept. 20	MIN	Inactive-3rd QB												
Sept. 27	WAS	Inactive-3rd QB												
Oct. 4	@ Chi	Inactive-3rd QB												
Oct. 11	PIT	DNP												
Oct. 18	@ GB	1/0	11	5	45.5	57	5.2	0	2	22	3	21	22.0	L
Nov. 1	STL	Inactive-3rd QB												
Nov. 8	@ Sea	Inactive-3rd QB												
Nov. 15	@ Min	Inactive-3rd QB												
Nov. 22	CLE	Inactive-3rd QB												
Nov. 26	GB	Inactive-3rd QB												
Dec. 6	@ Cin	Inactive-3rd QB												
Dec. 13	@ Bal	DNP												
Dec. 20	AZ	1/0	19	10	52.6	72	3.8	0	1	24	0	0	39.8	L
Dec. 27	@ SF	1/1	21	11	52.3	130	6.2	0	3	30	2	6	31.9	L
Jan. 3	CHI	DNP												
<b>Total</b>		<b>3/1</b>	<b>51</b>	<b>26</b>	<b>50.9</b>	<b>259</b>	<b>5.1</b>	<b>0</b>	<b>6</b>	<b>30</b>	<b>5</b>	<b>27</b>	<b>26.1</b>	<b>0-1</b>

### 2008 (Lions)

Sept. 7	@ Atl	Inactive-3rd QB												
Sept. 14	GB	Inactive-3rd QB												
Sept. 21	@ SF	Inactive-3rd QB												
Oct. 5	CHI	Inactive-3rd QB												
Oct. 12	@ Min	DNP												
Oct. 19	@ Hou	DNP												
Oct. 26	WAS	DNP												
Nov. 2	@ Chi	DNP												
Nov. 9	JAX	1/0	8	6	75.0	94	11.8	1	0	41	5	33	153.1	L
Nov. 16	@ Car	DNP												
Nov. 23	TB	1/0	6	2	33.3	13	2.2	0	0	10	0	0	42.4	L
Nov. 27	TEN	Inactive - Concussion												
Dec. 7	MIN	Inactive-3rd QB												
Dec. 14	@ Ind	DNP												
Dec. 21	NO	1/0	3	1	33.3	12	4.0	0	0	12	1	2	46.5	L
Dec. 28	@ GB	DNP												
<b>Total</b>		<b>3/0</b>	<b>17</b>	<b>9</b>	<b>52.9</b>	<b>119</b>	<b>7.0</b>	<b>1</b>	<b>0</b>	<b>41</b>	<b>6</b>	<b>35</b>	<b>95.0</b>	<b>0-0</b>



## RYAN SWOPE 19 | WIDE RECEIVER

HT. 6-0 | WT. 204

DOB: September 20, 1990

COLLEGE  
Texas A&M



ROUND 6A  
174th Overall

HOMETOWN  
Austin, TX

### NOTECARDS

- After missing the first game of the season as a true freshman in 2009, Swope went on to appear in 51 consecutive games.
- At the 2013 NFL Combine, Swope ran the 40-yard dash in 4.34 seconds. That number tied WR Tavon Austin (8th overall pick by the Rams) for the second-best time of any player at the event behind Texas WR Marquise Goodwin (4.27).
- Established school records with 252 receptions for 3,117 yards while also setting a school mark with 15 career 100-yard receiving games.
- Swope (Westlake HS) and Cardinals 2013 fourth round selection Alex Okafor (Pflugerville HS) went to high school 20 miles apart in Texas and their teams met in 2005 and 2008. In college, Swope (Texas A&M) and Okafor (Texas) faced off three times (2009-11).

### COLLEGE CAREER:

Started 36 of the 51 games he appeared in for the Aggies and established school career records with 252 receptions for 3,117 yards while also setting a school mark with 15 career 100-yard receiving games ... finished second in school history with 24 career TD receptions ... as a junior in 2011, Swope established school single-season marks for receptions (89) and yards (1,207) while his 11 TDs ranked second in school history ... his six 100-yard receiving games in '11 also set a school single-season mark ... never had a redshirt season with the Aggies, having appeared in 12 games as a true freshman in 2009.

**2012:** A second-team All-SEC selection by The NFL Draft Report and the league's coaches, Swope served as a team captain and was a member of the leadership council ... he started 12 of 13 games played (all but the season opener vs. Florida), finishing second on the team with 72 receptions for 913 yards and eight TDs ... his 72 catches matched his 2010 season total for third on the school's annual record chart, behind his record 89 grabs in 2011 and Mike Evans' 82 receptions in '12 ... his 913 receiving yards were the fourth-best season total by an Aggie, ranking behind his A&M record 1,207 in 2011, Evans' 1,105 yards in 2012 and Jeff Fuller's 1,066 yards in '10 ... his eight TD catches tied Bob Long (1967 and '68) and Bethel Johnson (2002) for fourth on the school's season-record chart, surpassed by Jeff Fuller (nine in 2008 and 12 in 2010) and Swope's own 11 scoring grabs in 2011 ... part of a senior class that was just the sixth in school history to play in four bowl games, joining the seniors of 1978, 1992, 1993, 2000, 2001 ... helped the '12 squad achieve program's highest BCS ranking since 1998 (third), as he also helped the team to its first perfect regular season road slate since 1992 ... gained 100+ receiving yards in five games, as he

pulled in at least five receptions in nine contests ... facing All-American and first-round selection CB Dee Milliner, Swope exploded for his third consecutive 100-yard performance, torching Alabama for 111 yards and a TD on 11 receptions ... closed out his collegiate career with eight catches for 104 yards and a score in a 41-13 rout of Oklahoma in the Cotton Bowl.

**2011:** Started 10 of 13 games played and earned All-America third-team honors from The NFL Draft Report and second-team All-Big 12 recognition from the league's coaches ... established school season-records with 89 receptions for 1,207 yards, while his 11 TDs rank second on the annual chart ... topped the Aggies' previous season marks of 72 catches for 1,066 yards set by Jeff Fuller in 2010 ... only Fuller (12 in 2010) had more scoring grabs in a season ... set a school season-record with six 100-yard receiving performances and posted at least seven receptions in eight contests ... posted the greatest receiving performance of his career, scoring four times on 11 receptions that netted 206 yards vs. Baylor; his four scoring grabs topped the previous single-game record of three TD catches, first by Don Ellis (vs. Arkansas in 1952) and matched by Don Jones (vs. Rice in 1982), Chris Cole (vs. North Texas in 1998) and Jeff Fuller (vs. Texas in 2009); his 206 yards marked the fifth time an Aggie totaled 200 receiving yards in a game ... ended the year with eight receptions for 105 yards vs. Northwestern in the Meineke Car Care Bowl.

**2010:** Earned second-team All-Big 12 honors from The NFL Draft Report after setting the school's single season-record with 72 receptions for 825 yards and four TDs ... his 72 catches surpassed the previous A&M mark of 65 catches by TE Rod Bernstein in 1986 ... added 58 yards on 11 rushing attempts and 87 yards on five kickoff returns while starting 13 games at slot receiver ... gained over

100 yards three times, and his 13 catches against Stephen F. Austin rank second on the school's single-game record list, topped by only Albert Connell (18 vs. Colorado in 1996) ... went over the century mark with 105 yards on seven catches vs. Texas Tech, the first game that Ryan Tannehill started at quarterback for the Aggies.

**2009:** Appeared in 12 games with one start as a true freshman, missing only the first game of the year ... appeared primarily on special teams and as a backup slot receiver, receiving his first career start vs. Colorado ... finished the season with 19 receptions for 172 yards and a TD, while also returning eight kickoffs for 198 yards and recording three special teams tackles.

## PERSONAL:

Attended Westlake (Austin, TX) High School where he was an All-State selection as a RB dur-

ing his senior season by the Associated Press and the Texas Sports Writers Association ... also named All-State as a kickoff returner by the TSWA in 2008 ... as a senior, gained 1,826 yards with 27 TDs on the ground, had 21 catches for 443 yards and four TDs and was selected to the Maroon and White Report's Texas Top 35 squad ... in addition to his exploits on the gridiron, he also lettered in track ... as a junior, rushed for 1,336 yards and 14 TDs, contributed 23 receptions for 539 yards and seven TDs, and returned a kickoff for a TD to earn All-State and team MVP accolades ... as a sophomore, had 262 rushing yards and five TDs on 30 carries and also competed as a DB, recording 39 tackles and two INTs ... brother, Louie, is a sophomore defensive back for the Aggies ... University Studies major, with an emphasis on Agriculture and Life Sciences.

## SWOPE COLLEGE STATS

Year	GP/GS	Receiving						Rushing				
		No	Yds	Avg	LG	TD	Att	Yds	Avg	LG	TD	
2009	12/1	19	172	9.1	27	1	0	0	0.0	0	0	
2010	13/13	72	825	11.5	64	4	11	58	5.3	14	0	
2011	13/10	89	1,207	13.6	79	11	7	3	0.4	6	0	
2012	13/12	72	913	12.7	80	8	1	-2	-2.0	-2	0	
<b>Total</b>	<b>51/36</b>	<b>252</b>	<b>3,117</b>	<b>12.4</b>	<b>80</b>	<b>24</b>	<b>19</b>	<b>59</b>	<b>3.1</b>	<b>14</b>	<b>0</b>	

Year	No	Yds	Avg	LG	TD
2009	8	198	24.8	39	0
2010	5	87	17.4	22	0
2011	0	0	0.0	0	0
2012	0	0	0.0	0	0
<b>Total</b>	<b>13</b>	<b>285</b>	<b>21.9</b>	<b>39</b>	<b>0</b>



# RONALD TALLEY

96 | DEFENSIVE END

HT. 6-3 | WT. 286

COLLEGE  
Delaware

HOMETOWN  
Detroit, MI

HOW ACQUIRED  
FA-10

CARDINALS | YEARS NFL  
3 | 3

DOB: February 21, 1986

## PRO CAREER:

Originally signed with the Green Bay Packers as a rookie free agent on 5/1/09. Released by the Packers and re-signed to the practice squad on 9/6/09 where he spent the remainder of the season. Re-signed to a futures contract by the Packers on 1/11/10 before being released following training camp on 9/4/10. Signed to the Cardinals practice squad on 11/9/10 and a futures contract with Arizona on 1/6/11. Re-signed with Arizona as an exclusive rights free agent on 4/16/12 before being released on 8/31/12 following training camp. Re-signed with the Cardinals on 11/7/12 and re-signed again on 4/1/13 as an exclusive rights free agent.

**2012:** Played in three games and made his first career start after re-joining the team during the bye week ... recorded eight tackles and his first career sack and pass defended ... was released in final roster cuts on 8/31 ... re-signed with the Cardinals on 11/7 ... recorded his first career sack @ Atl (11/18), taking down Matt Ryan in the first quarter; also had two tackles, including one for loss, and one QB hit ... collected two tackles vs. StL (11/25) ... made his first career start in place of the injured Calais Campbell and recorded a career-high four tackles @ NYJ (12/2); also had his first career pass defended ... inactive (ankle) the last four games.



**2011:** After bouncing between the practice squad and active roster in the first 11 weeks of the season, played in the final six games and recorded two tackles ... released after training camp on 9/5 and signed to the Cardinals practice squad on 9/6 ... elevated to the active roster on 9/20 ... inactive in each of first five games on the roster ... released and re-signed to the practice squad on 11/1 ... re-signed to the active roster on 11/22 ... made his NFL debut and recorded his first career tackle @ StL (11/27) ... saw action on defense vs. Dal (12/4) ... collected one tackle and had one QB pressure vs. SF (12/11) ... appeared on defense in each of the last three games.

## COLLEGE:

A four-time letter winner, began his collegiate career at Notre Dame before transferring to Delaware for his final two seasons ... in his second season with the Blue Hens in '08, started 10 of 11 games and registered 46 tackles, eight tackles for loss, and 3.5 sacks ... named to the Colonial Athletic Association Academic All-Conference team following his senior season ... became an immedi-

ate contributor to the Hens in '07, playing in 13 games (eight starts) and recorded 43 tackles, six tackles for loss, and three sacks ... transferred to Delaware in January of 2007 ... played in six games for Notre Dame in 2006, but left at midseason ... played in 11 games as a redshirt freshman in '05, collecting 23 tackles and a sack for a Fighting Irish team that went 9-3 and played Ohio State in the Fiesta Bowl ... redshirted in 2004.

## PERSONAL:


Attended Renaissance (Detroit, MI) High School where he was rated the 11th overall player in the Midwest by the Detroit Free Press his senior season ... also named to the Free Press Division 4 All-State team and the All-Detroit team as a defensive lineman in 2003 after collecting 80 tackles, including 12 tackles for loss, and five sacks during his final season ... made 122 tackles, including 30 tackles for loss, as a junior in 2002 ... earned a degree in Mass Communication at Delaware and enrolled in the school's Sports Management graduate program where he was named an honor student for the 2008-09 academic year.

## TALLEY CAREER STATS

Year	Team	GP/GS	Tackles			Sacks		Interceptions					FR	FF	STT
			Solo	Asst	Ttl	Sk	Yds	Int	Yds	Lg	TD	PD			
2011	Ariz	6/0	1	1	2	0.0	0	0	0	0	0	0	0	0	0
2012	Ariz	3/1	5	3	8	1.0	5	0	0	0	0	1	0	0	0
<b>Total</b>		<b>9/1</b>	<b>6</b>	<b>4</b>	<b>10</b>	<b>1.0</b>	<b>5</b>	<b>0</b>	<b>0</b>	<b>0</b>	<b>0</b>	<b>1</b>	<b>0</b>	<b>0</b>	<b>0</b>

### Single Game Highs:

**Total Tackles:** 4, @ NY Jets, 12/2/12; **Solo Tackles:** 3, @ NY Jets, 12/2/12; **Sacks:** 1.0, @ Atlanta, 11/18/12.



# CURTIS TAYLOR

26 | SAFETY

HT. 6-2 | WT. 212

COLLEGE  
LSU

HOMETOWN  
Franklinton, LA

HOW ACQUIRED  
FA-13

CARDINALS | YEARS NFL  
1 | 3

DOB: July 13, 1985

## PRO CAREER:

Originally entered the league as a seventh-round pick (219th overall) of the San Francisco 49ers in the 2009 NFL Draft. Released by the 49ers on 9/3/11 and signed a futures contract with the Raiders on 1/5/12. Released by Oakland on 8/31/12. Signed to 49ers practice squad on 12/26/12. Signed a one-year contract with the Cardinals on 4/4/13.

**2012:** After being released by Oakland on 8/31, signed to 49ers practice squad on 12/26 and remained there for the rest of the season and post-season through Super Bowl XLVII.

**2011:** Out of football after being released by the 49ers on 9/3.

**2010:** Played in five games and had three special teams tackles ... recorded one special teams

tackle vs. NO (9/20), @ Atl (11/3), and vs. Phi (10/10) ... inactive (quad) vs. Oak (10/17) ... placed on injured reserve (quad) on 10/19.

**2009:** Saw action in seven games as a rookie and collected four special teams tackles ... inactive the first four games of the season ... made his NFL debut and recorded his first career special teams tackle vs. Atl (10/11) ... had one special teams tackle @ Ind (11/1) ... notched a career-high two special teams tackles @ GB (11/22) ... placed on injured reserve (knee) on 12/1.

## COLLEGE:

Played in 50 games with 22 starts ... finished collegiate career with 112 tackles, five INTs and two sacks ... appeared in 13 games and made nine

starts as a senior in '08, recording 43 tackles, two INTs, one sack, one fumble recovery, and one pass defended ... as a junior in '07, replaced four-year starter and first-round draft pick LaRon Landry as starting free safety ... helped LSU to a national championship, playing in all 14 games with 13 starts and setting career highs with 54 tackles, three INTs, and six passes defended ... also had one sack ... had five tackles and a fourth-quarter INT in BCS National Championship Game win over Ohio State ... played in 12 games and had 12 tackles in '06 ... appeared in 11 games and collected three tackles as a redshirt freshman ... redshirted in 2004.

## PERSONAL:

Attended Franklinton (LA) High School where he played safety, quarterback, and wide receiver ... moved from QB to WR during his junior year ... had 28 receptions for 562 yards and six TDs as a senior ... earned all-district honors and led team to a state regional appearance in 2003 ... younger brothers, Jhyryn and Brandon, also played football at LSU, and Brandon was a third-round pick of the San Diego Chargers in 2012 ... majored in General Studies, with an emphasis in African-American Studies, Communication Studies, and Sports Studies.

## TAYLOR CAREER STATS

Year	Team	GP/GS	Tackles			Sacks		Interceptions					FR	FF	STT	
			Solo	Asst	Ttl	Sk	Yds	Int	Yds	Lg	TD	PD				
2009	SF	7/0	0	0	0	0.0	0	0	0	0	0	0	0	0	0	4
2010	SF	5/0	0	0	0	0.0	0	0	0	0	0	0	0	0	0	3
<b>Total</b>		<b>12/0</b>	<b>0</b>	<b>0</b>	<b>0</b>	<b>0.0</b>	<b>0</b>	<b>0</b>	<b>0</b>	<b>0</b>	<b>0</b>	<b>0</b>	<b>0</b>	<b>0</b>	<b>0</b>	<b>7</b>

### Single Game Highs:

Special Teams Tackles: 2, @ Green Bay, 11/22/09.



# KERRY TAYLOR

## 18 | WIDE RECEIVER

HT. 6-0 | WT. 200

COLLEGE  
Arizona State

HOMETOWN  
Chandler, AZ

HOW ACQUIRED  
FA-12

CARDINALS | YEARS NFL  
1 | 1

DOB: February 20, 1989

## PRO CAREER:

Originally entered the league as an undrafted rookie free agent with the Green Bay Packers on 7/28/11. Released on 9/3/11 and signed to New England Patriots practice squad on 9/5/11. Released on 9/16/11. Signed to San Francisco 49ers practice squad on 10/12/11 and was released on 10/18/11. Signed to Minnesota Vikings practice squad on 10/26/11. Signed to a futures contract by the Vikings on 1/2/12. Released on 8/25/12 and claimed off waivers by the Patriots on 8/27/12. Released on 8/31/12 and signed to practice squad on 9/5/12. Released on 9/20/12. Signed to Cardinals practice squad on 9/24/12 and was promoted to the Cardinals active roster on 12/26/12.

**2012:** After spending training camp with the Vikings, was released on 8/25 and claimed off waivers by the Patriots on 8/27 ... released on 8/31 and signed to Patriots practice squad on 9/5 ... released on 9/20 ... signed to Cardinals practice squad on 9/24 and promoted to active roster on 12/26 ... active but did not play in season finale @ SF (12/30).

## COLLEGE:

Played in 46 games and made 20 starts in four years at Arizona State ... totaled 112 receptions for 1,433 yards and seven TDs ... led the team and set career highs with 54 catches for 699 yards and tied a career high with three TD catches as a senior in '10 ... made a career-high eight starts and had 23 receptions for 276 yards as a junior ... played in all 12 games and finished third on the team with 27 catches for 405 yards and three TDs as a sophomore ... was one of three true freshmen to see action in '07, when he totaled eight receptions for 53 yards and one TD, which came in his first career game.

## PERSONAL:

Attended Hamilton (Chandler, AZ) High School where he helped lead the team to a 5A state championship as a senior in 2006 ... caught 40 passes for 760 yards and 11 TDs as a senior ... earned all-area and All-State honors as a junior after recording 40 receptions for 800 yards and 11 TDs ... is the son of former NFL defensive back Keith Taylor and the nephew of former San Francisco 49ers wide receiver John Taylor.



## STEFFAN TAYLOR

### 30 | RUNNING BACK

HT. 5-9 | WT. 216

DOB: June 9, 1991

COLLEGE  
Stanford



ROUND 5  
140th Overall

HOMETOWN  
Mansfield, TX

### NOTE CARDS

- Posted one of the biggest games of his collegiate career while playing at University of Phoenix Stadium. During his junior season in 2011, Stanford faced Oklahoma State in the Fiesta Bowl and Taylor ran for a then-career high 177 yards and two TDs in the matchup.
- The only player in Stanford history to rush for 1,000 yards in three consecutive seasons (1,530 in 2012; 1,330 in 2011; 1,137 in 2010).
- Established a number of career rushing records at Stanford and was a semifinalist for the Doak Walker Award as the nation's top running back as a senior in 2012.
- An extremely reliable player, never missed a game in college and fumbled just seven times despite racking up nearly 1,000 touches.

### COLLEGE CAREER:

A Doak Walker Award semifinalist as the nation's top RB in 2012, Taylor started 39 of 53 games played at Stanford and established school career records for rushing attempts (843), rushing yards (4,300), total TDs (45) and 100-yard rushing performances (21) ... his 40 career rushing TDs rank second in school annals as do his 270 career points and he is the only player in school history to rush for over 1,000 yards in three consecutive seasons ... in addition to his rushing statistics, added 97 receptions for 778 yards and five TDs and returned one kickoff for 17 yards.

**2012:** The Doak Walker Award semifinalist started all 14 games for the Cardinal as a senior and was named the Irving S. Zeimer Award recipient, given to the team's most valuable player ... added second-team All-Pac 12 Conference recognition from the coaches and was named Pac-12 Offensive Player of the Week vs. Southern California and UCLA ... selected as the Walter Camp Offensive Player of the Week vs. USC ... won Offensive Player of the Game honors for his performance in the Rose Bowl ... for the third consecutive year, led the team with 322 carries for 1,530 yards (4.8 avg.) and 13 TDs (sixth on the school season-record list) ... became the first player in school history to rush for 1,000 yards in three consecutive seasons ... Toby Gerhart (343 carries for 1,871 yards in 2009) is the only Cardinal to record more rushing attempts and rushing yards than Taylor in one season ... finished second on the team with a career-best 41 receptions for 287 yards (7.0 avg.) and two TDs ... scored 15 total TDs, the fifth-best total in a single-season by a Stanford player ... his 1,817 all-purpose yards rank seventh on the school's record chart ... gained at least 100 rushing yards in eight games, tying Toby Gerhart (2008) and Tommy Vardell (1991) for the second most 100+ yard rushing games by a Cardinal; his eight 100-yard rushing performances gave him a school-record 21 100-yard outings for his career ... closed out his

college career with a TD and 88 rushing yards on 20 carries against Wisconsin in the Rose Bowl, earning offensive MVP honors.

**2011:** A second-team All-Pac-12 choice, Taylor started all 13 games and earned the Gundelach Award as the team's top junior player ... ranked fourth in the conference in rushing after averaging 102.3 yards per game ... totaled 1,330 rushing yards for the season, the third-best single season total in school history ... his 242 carries rank fourth and his 10 rushing TDs tied for 10th on the school's season-record list ... became just the third back in Stanford history to rush for 1,000 yards in back-to-back seasons, joining Darrin Nelson (1977-78) and Toby Gerhart (2008-09) ... posted six 100-yard rushing games ... added 25 receptions for 182 yards (7.3 avg.) and two TDs, giving him 72 total points on the year ... averaged 116.3 all-purpose yards per game ... posted a season-best 177 rushing yards and two TDs on a career-best 35 carries (fifth on the Stanford single-game record chart) vs. Oklahoma State in the Fiesta Bowl at University of Phoenix Stadium.

**2010:** Started 12 of 13 games played in his first season as Stanford's featured back, recording 1,137 rushing yards on the year, the fourth-best single-season total ever by a Stanford player ... his 223 carries placed seventh in school annals, and his 15 TD runs tied Toby Gerhart (2008) for the third-most in school history ... received All-Pac 10 honorable mention from the league's coaches ... ranked fourth on the team with 28 receptions for 266 yards (9.5 avg.) and a TD ... ranked third on the school's record chart with 16 total TDs ... scored 96 total points and amassed 1,420 all-purpose yards (109.2 per game) ... led a Stanford rushing attack that averaged 213.8 yards per game and compiled the second-highest rushing total in school history (2,779 yards) ... became the first Stanford sophomore to rush for over 1,000 yards since Darrin Nelson (1,061) in 1978 and was just the sixth back in school history to rush for 1,000 yards in a single sea-

son ... totaled seven 100-yard rushing games, including a season-best 142 yards on 27 carries with two scores vs. Washington State ... became the second back in school history to rush for 100 yards in five consecutive games when he accomplished the feat vs. Notre Dame (108 on 28 carries), Oregon (113 on 17 carries), USC (104 on 23 carries), Washington State (142 on 27 carries) and Washington (104 on 20 carries), joining Gerhart, who closed his career with seven consecutive 100-yard games ... tied the school's single-game record with four rushing TDs vs. Arizona, equaling a mark set six other times, most recently by Toby Gerhart vs. California in '09 ... ran for 114 yards on 13 carries in Stanford's Orange Bowl victory over Virginia Tech.

**2009:** Appeared in all 13 games as a freshman while playing behind All-American RB Toby Gerhart ... finished the season with 56 carries for 303 yards and two TDs and added three receptions for 43 yards ... recorded a solo tackle vs. UCLA.

### PERSONAL:

Attended Mansfield (TX) High School where he was a four-star recruit from both Rivals.com and Scout.com ... earned Prep Star All-America honors during his final

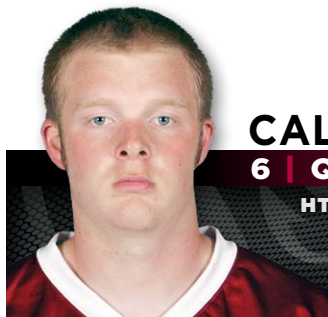
season, capping a career that saw him rush for school career records with 4,792 yards and 67 TDs during his three-year varsity career ... as a sophomore, rushed for 743 yards and six TDs in his first varsity season, receiving first-team Class 5A All-State honors ... produced one of the finest seasons in school annals, rushing for 1,586 yards and 21 TDs and posting 19 receptions for 231 yards and four TDs as a junior ... named 2007 District 4-5A MVP and earned honorable mention All-State accolades in addition to being named first-team Super Team by the Fort Worth Star-Telegram and Dallas Morning News ... as a senior, rushed for a school-record 2,463 yards and 33 TDs and had 12 receptions for 168 yards and two TDs, helping Mansfield to the third round of the state playoffs, the school's best postseason run in its 100-year history ... earned 2008 Texas Super Team's Offensive Player of the Year and the Fort Worth Star-Telegram Player of the Year honors ... selected District 4-5A Offensive MVP and All-Super Team first-team by the Dallas Morning News ... also lettered in basketball ... in the classroom, earned academic all-district honors and a proclamation from the mayor of Mansfield for his success on and off the football field ... Science, Technology and Society major.

## TAYLOR COLLEGE STATS

Year	GP/GS	Att	Rushing				Receiving				
			Yds	Avg	LG	TD	No	Yds	Avg	LG	TD
2009	13/0	56	303	5.4	33t	2	3	43	14.3	23	0
2010	13/12	223	1,137	5.1	62t	15	28	266	9.5	59t	1
2011	13/13	242	1,330	5.5	70t	10	25	182	7.3	27	2
2012	14/14	322	1,530	4.8	59t	13	41	287	7.0	40t	2
<b>Total</b>	<b>53/39</b>	<b>843</b>	<b>4,300</b>	<b>5.1</b>	<b>70t</b>	<b>40</b>	<b>97</b>	<b>778</b>	<b>8.0</b>	<b>59t</b>	<b>5</b>

### Additional Statistics:

Kickoff Returns: 1 for 17 yards in 2010.



## CALEB TERBUSH

### 6 | QUARTERBACK

HT. 6-5 | WT. 225

HOW ACQUIRED  
FA-13

COLLEGE  
Purdue

DOB: January 5, 1990

HOMETOWN  
Metamora, IL

◆ ROOKIE ◆

### COLLEGE CAREER:

Completed 283 of 476 pass attempts for 3,077 yards, 25 TDs, and 14 INTs in 22 games (20 starts) with Purdue ... also ran for 274 yards and three TDs on 134 carries ... played in eight games and made seven starts while sharing quarterback duties with Robert Marve as a senior in '12 ... completed 108-of-189 passes for 1,150 yards and 12 TDs while running for 63 yards and two TDs ... threw for a career-high 294 yards and four TDs in a win over Marshall ... had his best season as a junior, starting all 13 games and helping Purdue finish the year 7-6, their first winning record since 2007 ... set career highs with 1,905 passing yards and 13 TDs on 171-of-277 passing ... added 219 rushing yards and a TD on the ground ... did not

play as a sophomore in '10 ... served as the backup QB as a redshirt freshman in '09, playing in one game and completing four of 10 passes for 22 yards ... won the team's newcomer award-offense for spring practice ... redshirted in 2008.

### PERSONAL:

Attended Metamora (IL) Township High School where he was ranked as the No. 6 player in the state by Rivals.com ... named first-team all-area and all-conference as a senior after passing for 1,575 yards and 16 TDs with just three INTs ... also rushed for 859 yards and 16 TDs ... selected team's co-MVP while leading the squad to a 14-0 record and a Class 5A state title ... majored in Sociology.



**EVERRETTE THOMPSON****72 | DEFENSIVE END****HT. 6-6 | WT. 285****COLLEGE**  
Washington**HOMETOWN**  
Renton, WA**HOW ACQUIRED**  
FA-12**CARDINALS | YEARS NFL**  
1 | 1**DOB: December 18, 1989****PRO CAREER:**

Signed with the Cardinals as a rookie free agent on 8/4/12. Released on 8/31/12 and re-signed to practice squad on 12/26/12. Signed a futures contract with the Cardinals on 1/11/13.

**COLLEGE:**

Played in 47 games with 32 starts in four seasons at Washington ... totaled 101 tackles, 17 tackles for loss, seven sacks, six passes defended, one forced fumble, and one fumble recovery ... started all 13 games (10 at DE and three at DT) as a senior in '11 ... recorded a career-high 41 tackles, five passes defended, two sacks, and one fumble recovery ... blocked two PATs against Hawaii, earning Pac-12 Special Teams Player of the Week honors ... started all 13 games as a junior (eight at DE and five at DT), and collected 35 tackles and two sacks ... played in 10 games and started three as a sophomore in '09 ...

totaled seven tackles, one sack, and one forced fumble ... saw action in 11 games and made three starts as a true freshman, recording 18 tackles and two sacks ... won the Travis Spring Most Outstanding Freshman (Defense) award at the team's postseason banquet.

**PERSONAL:**

Named an All-American by PrepStar and Super-Prep magazines while at Kennedy (Renton, WA) High School ... helped team to a co-league championship his senior year ... collected 60 tackles and 17 sacks as a senior ... selected to play in the Offense-Defense All-America Game in Miami ... named to the 3A All-State first-team as a defensive lineman by the AP and also made the Seattle Times All-State team ... one of four players in Washington to earn votes in the Long Beach Press-Telegram "Best of the West" ranking ... helped Kennedy to reach the state championship game as a junior and the state semifinals as a sophomore ... also played basketball.

**REGGIE WALKER****56 | LINEBACKER****HT. 6-0 | WT. 244****COLLEGE**  
Kansas State**HOMETOWN**  
Sacramento, CA**HOW ACQUIRED**  
FA-09**CARDINALS | YEARS NFL**  
5 | 5**DOB: December 15, 1986****NOTE CARDS**

■ After becoming the only member of Arizona's 2009 rookie free agent class to make the 53-man roster, Walker has gone on to appear in 48 games in his first four NFL seasons.

■ Selected by his teammates to serve as a special teams captain during the 2012 season.

**PRO CAREER:**

Signed by the Cardinals as a rookie free agent on 4/27/09. Re-signed with the Cardinals on 3/26/12, agreeing to a two-year contract as an unrestricted free agent.

**2012:** After being selected by his teammates as a special teams captain for the first time in his career, played in 14 games and recorded 12 tackles, eight special teams tackles, and one pass defended

... saw action on both defense and special teams vs. Sea (9/9); matched a career high with four solo tackles and added one special teams tackle ... appeared on special teams @ STL (10/4); left the game after a blow to the head ... inactive (head) vs. Buf (10/14) and @ Min (10/21) ... returned from injury and had one special teams tackle vs. SF (10/29) ... recorded two solo tackles and a team-high three special teams tackles @ Atl (11/18) ... had one tackle and his first career pass defended



@ Sea (12/9); also had one special teams tackle ... matched his season high with four tackles and added two QB pressures vs. Det (12/16) ... saw action on defense and special teams vs. Chi (12/23) and @ SF (12/30).

**2011:** Played in all 16 games, contributing mostly on special teams ... finished second on the team with a career-high 16 special teams tackles and totaled eight tackles on defense ... played on special teams and entered the game on defense in the second half after starting LB Daryl Washington was injured vs. Car (9/11); had one unassisted tackle and one QB pressure ... posted a career-best seven tackles, including four solo tackles, @ Was (9/18) ... had one special teams tackle vs. NYG (10/2) ... recorded a career-high four special teams tackles @ Bal (10/30) ... collected two special teams tackles vs. StL (11/6) ... registered two special teams tackles @ SF (11/20) ... recorded two special teams tackles @ StL (11/27) ... collected two special teams tackles vs. Dal (12/4) ... recorded one special teams tackle vs. SF (12/11) ... collected one special teams tackle @ Cin (12/24) ... had one special teams tackle vs. Sea (1/1).

**2010:** Played in 11 games and recorded eight tackles and 10 special teams tackles ... registered one special teams tackle in the season opener @ StL (9/12) ... posted one special teams tackle vs. Oak (9/26) ... registered two tackles, one tackle for loss and one special teams tackle @ SD (10/3) ... inactive (hamstring) @ KC (11/21) ... tied for the team lead with three special teams tackles vs. Den (12/12) ... recorded a season-high three tackles and one special teams tackle @ Car (12/19) ... totaled two tackles and tied for the team lead with two special teams tackles vs. Dal (12/25).

**2009:** After making the team as an undrafted rookie free agent, played in seven regular season games and one postseason contest ... inactive for the season opener vs. SF (9/13) ... had one special teams tackle in his first career game @ Jax (9/20) ... inactive for the next four games ... saw time on special teams vs. Car (11/1) and @ Chi (11/8)

... played special teams and saw brief action on defense vs. Sea (11/15) ... registered second special teams tackle of his career @ StL (11/22) ... inactive for the next four games ... registered one special teams tackle and recovered first career fumble on a punt return at the AZ 43-yard line in the third quarter vs. StL (12/27) ... recorded four tackles on defense in the regular season finale vs. GB (1/3/10) ... inactive for the Wild Card game vs. GB (1/10/10) ... in his first postseason game, had a team-high two special teams tackles in the Divisional matchup @ NO (1/16/10).

## COLLEGE:

Finished college career by starting 22 of 46 games played and registered 163 tackles, 15.5 tackles for loss, five sacks, six passes defended, three forced fumbles and one fumble recovery ... started six of 12 games as a senior, recording 46 tackles, five tackles for loss, one fumble recovery and two sacks ... saw action in all 12 games with seven starts as a junior in 2007 and had a career-high 65 tackles, five tackles for loss, three sacks, only career INT, three passes defended and two forced fumbles ... recorded first career INT and first sack of career against Auburn ... saw action in a career-best 13 games, making a career-high nine starts as a sophomore in 2006 ... in 2005 as a freshman, played in nine games.

## PERSONAL:

Born in Fairbanks, AK ... started three years at Grant (Sacramento, CA) High School and was one of the top LBs in the state of California ... helped lead the Pacers to a 9-2 record and a Metro Conference title in 2004 ... earned first team Division I All-CIF Sac-Joaquin Section honors ... named first team all-Metro by the Sacramento Bee ... also a first team all-Metro Conference selection and the league's defensive MVP ... all-conference selection in rugby and was involved in the math honors club ... grew up in Missouri before moving to Sacramento just prior to starting high school ... majored in Family Studies.

## WALKER CAREER STATS

Year	Team	GP/GS	Tackles			Sacks		Interceptions									
			Solo	Asst	Ttl	Sk	Yds	Int	Yds	Lg	TD	PD	FR	FF	STT		
2009	Ariz	7/0	4	0	4	0.0	0	0	0	0	0	0	0	0	0	0	4
2010	Ariz	11/0	8	0	8	0.0	0	0	0	0	0	0	0	0	0	0	10
2011	Ariz	16/0	5	3	8	0.0	0	0	0	0	0	0	0	0	0	0	16
2012	Ariz	14/0	9	3	12	0.0	0	0	0	0	0	1	0	0	0	0	8
<b>Total</b>		<b>48/0</b>	<b>26</b>	<b>6</b>	<b>32</b>	<b>0.0</b>	<b>0</b>	<b>0</b>	<b>0</b>	<b>0</b>	<b>0</b>	<b>0</b>	<b>1</b>	<b>0</b>	<b>0</b>	<b>0</b>	<b>38</b>

### Single Game Highs:

**Total Tackles:** 7, @ Washington, 9/18/11; **Solo Tackles:** 4, three times, last vs. Seattle, 9/9/12; **Special Teams Tackles:** 4, @ Baltimore, 10/30/11.

### Additional Statistics:

Recovered a fumble on a punt return vs. St. Louis, 12/27/09.

## WALKER POSTSEASON STATS

Year	Team	GP/GS	Tackles			Sacks		Interceptions									
			Solo	Asst	Ttl	Sk	Yds	Int	Yds	Lg	TD	PD	FR	FF	STT		
2009	Ariz	1/0	0	0	0	0.0	0	0	0	0	0	0	0	0	0	0	2
<b>Total</b>		<b>1/0</b>	<b>0</b>	<b>0</b>	<b>0</b>	<b>0.0</b>	<b>0</b>	<b>0</b>	<b>0</b>	<b>0</b>	<b>0</b>	<b>0</b>	<b>0</b>	<b>0</b>	<b>0</b>	<b>0</b>	<b>2</b>



# DARYL WASHINGTON

**58 | LINEBACKER****HT. 6-2 | WT. 238****COLLEGE  
TCU****HOMETOWN  
Irving, TX****HOW ACQUIRED  
D2/10 (47th)****CARDINALS | YEARS NFL  
4 | 4****DOB: October 9, 1986****PRO BOWL SELECTION: 2012****NOTE CARDS**

- Selected to his first career Pro Bowl in 2012 after leading the team with 140 tackles, nine sacks and 14 tackles for loss. Also earned All-Pro honors at ILB from SI.com (Peter King) and NFL.com.
- The Cardinals held the 58th overall pick in the second round of the 2010 NFL Draft and traded up to the 47th pick to select the TCU linebacker. Signed a contract extension on 9/6/12 (with two years remaining on his rookie deal) that will keep the rising star in Arizona through 2017.
- His nine sacks led all NFL ILBs in 2012 and were the most for an NFL ILB since Bart Scott posted 9.5 sacks in 2006.
- With two sacks in Weeks 7 and 8 of the 2012 season, became the first Arizona defender to record multiple sacks in back-to-back games since Eric Swann in 1999.
- Joined Green Bay's Clay Matthews as the only two defenders in the NFL with at least 14 sacks and three INTs over the last two seasons.
- In his second NFL season, led the Cardinals with 111 tackles and 16 tackles for loss in 2011. His 16 tackles for loss were the most for a Cards defender in a single season since DE Clyde Simmons posted 17 in 1995.
- During the 2010 season, became the first rookie defender to start for the Cardinals on opening day since Antrel Rolle (9/11/05 @ NY Giants).
- At the 2010 scouting combine, ran the 40-yard dash in 4.57 seconds, the fastest time among all linebackers.

**PRO CAREER:**

The Cardinals second-round selection (47th overall) in the 2010 NFL Draft, Washington signed a contract extension on 9/6/12 that keeps him in Arizona through 2017. He has started 41 of 47 games played in his first three seasons.

**2012:** Led the team and set career highs with 140 tackles and 9.0 sacks ... also had a team-high 14 tackles for loss and tied for the team lead with 14 QB pressures ... had two forced fumbles, one fumble recovery, one INT, and six passes defended ... totaled double-digit tackles in five games ... led all NFL ILBs in sacks and tied for the fourth-highest single-season total by a LB in franchise history ... selected to his first career Pro Bowl and was named All-Pro by SI.com (Peter King) and NFL.com ... collected a team-leading 10 solo tackles and added a sack and a QB pressure vs. Sea (9/9) ... had 13 unassisted tackles @ NE (9/16); marked his fourth straight game with double-digit tackles dating back to 2011; also had a tackle for loss and one pass defended ... recorded a sack of Michael Vick and tied for the team lead with six tackles vs. Phi (9/23); added a team-high three QB pressures, one tackle for loss, and one pass defended; also had a key block on James Sanders' 93-yard fumble return for a TD on the final play of the first half ... sacked Ryan Tannehill and forced a fumble that Vonnie Holliday recovered with under

three minutes remaining in the fourth quarter vs. Mia (9/30); turnover helped set up game-tying TD drive; totaled five tackles ... recorded a sack of Sam Bradford in the second quarter @ StL (10/4); tied for the team lead with six tackles, including two for loss, and had a team-high three QB pressures ... established a new career high with 14 tackles (all solos), including one for loss, and forced a fumble by Fred Jackson on the first play of the game vs. Buf (10/14) ... had his first career multi-sack game with two sacks of Christian Ponder @ Min (10/21); also had a team-high nine tackles and two QB pressures ... recorded two sacks for the second consecutive game vs. SF (10/29); also had eight tackles, including two for loss, and two QB pressures; became just the third player in franchise history with 8.0 sacks in the first eight games of a season and the first Cardinal with multiple sacks in consecutive games since Eric Swann in 1999 ... led the LBs with eight tackles @ GB (11/4) ... named to Pro Football Weekly's Midseason All-Pro Team, one of six players that were unanimous selections ... led the team with 12 tackles, including one for loss, and had his first INT of the season @ Atl (11/18); was one of five Cardinals INTs in the game; also had one pass defended and one QB pressure ... collected his ninth sack and totaled nine tackles and one QB pressure vs. StL (11/25); reached 100 tackles for the second consecutive season ... recovered a Kahlil Bell fumble in the fourth quarter to help set

up a FG @ NYJ (12/2); marked his first career fumble recovery; led the LBs with nine tackles, including one for loss ... led the LBs with seven tackles, including two for loss, and had one pass defended vs. Det (12/16) ... registered a team-leading 12 tackles @ SF (12/30); marked his fifth double-digit tackle game this season.

**2011:** Started 14 of the 15 games he appeared in during his second NFL season and recorded a team-high 111 tackles, five sacks, seven passes defended, and two INTs ... also led the team with 16 tackles for loss and tied for the team lead with nine QB pressures

... finished the season as one of five players in the NFL with both 5+ sacks and 2+ INTs ... had six tackles, including one for loss, one sack, an INT and one pass defended in season opener vs. Car (9/11); his INT in the third quarter came with the Cardinals trailing 14-7 and led to a game-tying TD pass from QB Kevin Kolb to TE Jeff King on the next play from scrimmage; left the game in the second half with a calf injury ... inactive due to calf injury @ Was (9/18); first missed game of his career ... returned from injury and had four tackles, including one for loss @ Sea (9/25) ... tied for the lead among LBs with six tackles, including a tackle

## THE NEXT BIG THING

It only took the Cardinals two seasons to find out what they had in LB **Daryl Washington**, who the team moved up to select in the second round (47th overall) of the 2010 NFL Draft.

After just 31 games over those first two seasons—which featured a campaign in 2011 that saw him total 111 tackles, 16 tackles for loss, five sacks and two INTs—Washington had shown enough to earn a contract extension (signed on 9/6/12 with two years remaining on his rookie deal) that will keep the rising star in Arizona through 2017.

In addition to leading the team with 140 tackles in 2012, Washington also led the way with a career-high nine sacks and 14 tackles for loss. He also pitched in an INT, two forced fumbles, a fumble recovery, six passes defended and 14 QB pressures in 2012.

For his efforts, Washington was selected to his first career Pro Bowl, becoming the first Cardinals LB since 1994 to earn Pro Bowl honors and the first ILB to do so since E.J. Junior in 1985.

Washington's 9.0 sacks in 2012 were more than any other ILB in the NFL and ranked as the highest total for an ILB since Bart Scott posted 9.5 sacks in 2006 as a member of the Ravens.

Washington's 9.0 sacks were just one shy of tying the franchise record for a LB, with the current record being held by Ken Harvey, who totaled 10.0 sacks in 1990.

### Franchise Record

#### Sacks By a LB (Single Season)

Sacks	Player (Year)
10.0	Ken Harvey (1990)
9.5	Ken Harvey (1993) E.J. Junior (1984)
9.0	<b>Daryl Washington (2012)</b> Ken Harvey (1991)
8.0	Karlos Dansby (2006)



Following his breakout performance in 2012, Washington joined Green Bay's Clay Matthews as the only two defenders in the NFL with at least 14 sacks and three INTs dating back to the 2011 season.

### NFL Players with 14+ Sacks and 3+ INTs (2011-present)

Player	Team	Sacks	INTs
LB Daryl Washington	Arizona	14.0	3
LB Clay Matthews	Green Bay	19.0	3

### Washington in 2012

- Selected to his first career Pro Bowl and earned All-Pro honors at ILB from SI.com (Peter King) and NFL.com.
- Posted double-digit tackles in five games.
- With 2.0 sacks each in Weeks 7 and 8, became the first Cards player to record multiple sacks in back-to-back games since Eric Swann did so in 1999.

for loss vs. NYG (10/2) ... recorded his second sack of the season @ Min (10/9); also posted five tackles, including two for loss, and had one QB pressure ... led the LBs with seven solo tackles vs. Pit (10/23); also had one tackle for loss ... finished with eight tackles, including one for loss, and had one QB pressure and one pass defended @ Bal (10/30) ... tied for the team lead with 10 tackles and had two tackles for loss and two passes defended vs. StL (11/6) ... posted a team-leading nine solo tackles and two tackles for loss @ Phi (11/13); sacked Michael Vick on the Eagles first drive of the second half and had two QB pressures ... recorded his second INT of the season @ SF (11/20); totaled six solo tackles, one pass defended and one QB pressure ... had a team-high eight tackles and one pass defended @ StL (11/27) ... posted a team-high nine tackles, including one for loss, vs. Dal (12/4) ... collected his fourth sack of the season vs. SF (12/11), helping the Cardinals to record five sacks for the second straight game; also had four solo tackles, including one for loss, and one QB pressure ... led the team with 11 tackles @ Cin (12/24); reached the 100-tackle mark for the first time in his career; had one tackle for loss and one QB pressure ... for the second straight week, recorded 11 tackles, including two for loss vs. Sea (1/1/12); also had a sack in the second quarter and registered one pass defended and one QB pressure.

**2010:** Started 11 of 16 games as a rookie, joining TE Jim Dray as the only Cardinals rookies to appear in all 16 games ... became the first rookie defender to start on opening day during the Ken Whisenhunt era ... started first NFL game at ILB and recorded six unassisted tackles @ StL (9/12) ... totaled a team-high 10 unassisted tackles @ Atl (9/19) ... registered five tackles vs. Oak (9/26) and was part of a defense that held the Raiders to one TD in five trips to the red zone ... led team with six solo tackles and two tackles for loss vs. NO (10/10) ... registered first career sack, one tackle for loss and a season-high 11 tackles @ Sea (10/24); part of defense that only gave up one TD in seven trips in the red zone ... stepped into a backup role @ Min (11/7) with LB Gerald Hayes making his first start after returning from a back injury ... recorded a team-high two special teams tackles and downed a punt at the AZ 10-yard line vs. Sea (11/14) ... saw increased playing time after LB Paris Lenon left the game due to an injury midway through the fourth quarter vs. SF (11/29) and registered three tackles and one special teams tackle ... made eighth career start vs. Den (12/12), collecting eight tackles, a team-high two passes defended (first of career) and first career INT, which he returned 39 yards to the one yard-line where it was stripped by Denver and recovered in the

end zone for a TD by DT Darnell Dockett; also downed a punt at the Denver four yard-line ... led team with two QB pressures and tied for the team lead with eight unassisted tackles while also recording one tackle for loss, one QB hit and his first career forced fumble vs. Dal (12/25) ... made fourth consecutive start in the season finale @ SF (1/2/11), recording four tackles and one tackle for loss.

## COLLEGE:

Played in 50 games during his four seasons at TCU (15 starts), finishing his collegiate career with 220 tackles, 20.5 tackles for loss, five sacks, four INTs, two forced fumbles and a fumble recovery ... blocked four kicks during his career, leading the nation with three blocks in 2007 ... as a senior, ranked fifth in the Mountain West Conference with 109 tackles and was named first-team All-America by ESPN.com and also named to All-America teams by Sporting News, Rivals.com and Pro Football Weekly ... first-team All-Mountain West Conference and a Butkus Award semifinalist ... led TCU with 109 tackles, the most stops by a Horned Frog since 2004 as TCU led the nation in total defense for the second-consecutive season ... posted 10 tackles, including 3.5 for loss, in the Fiesta Bowl at University of Phoenix Stadium ... second on TCU with 11 tackles for loss on the season ... tied for the team lead with three INTs on the season ... played in 13 games (two starts) as a junior in '08 and was TCU's fourth-leading tackler with 63 stops on a defense that led the nation in total defense and run defense ... also recorded 5.5 tackles for loss, a career-high three sacks, four passes defended, a forced fumble, a fumble recovery and an INT ... special teams standout who tied for the national lead with three blocked punts as a sophomore in '07, sharing the honor with Ohio's Joshua Abrams ... also saw time as a reserve LB, recording 32 tackles, three tackles for loss and a pass defended ... blocked punts vs. Air Force, Wyoming and Utah ... one of four true freshmen to see action in '06, contributing at LB and on special teams ... recorded 16 tackles, including one for loss, and forced a fumble on defense ... blocked his first career punt, forced a fumble and totaled three solo tackles in the 52-0 win over San Diego State.

## PERSONAL:

Attended Irving (TX) High School and was a first-team all-city selection and team MVP as a senior ... selected to play in the Texas-Oklahoma Oil Bowl All-Star Game after recording 168 tackles and four sacks as a senior ... also lettered three times in basketball and once in track and field ... Communications major.

## WASHINGTON CAREER STATS

Year	Team	Tackles					Sacks		Interceptions					FR	FF	STT
		GP/GS	Solo	Asst	Ttl	Sk	Yds	Int	Yds	Lg	TD	PD				
2010	Ariz	16/11	69	8	77	1.0	8	1	39	39	0	2	0	1	5	
2011	Ariz	15/14	100	11	111	5.0	32	2	16	16	0	7	0	0	1	
2012	Ariz	16/16	121	19	140	9.0	51	1	7	7	0	6	1	2	0	
<b>Total</b>		<b>47/41</b>	<b>290</b>	<b>38</b>	<b>328</b>	<b>15.0</b>	<b>91</b>	<b>4</b>	<b>62</b>	<b>39</b>	<b>0</b>	<b>15</b>	<b>1</b>	<b>3</b>	<b>6</b>	

### Single Game Highs

**Total Tackles:** 14, vs. Buffalo, 10/14/12; **Solo Tackles:** 14, vs. Buffalo, 10/14/12; **Interceptions:** 1, four times, last @ Atlanta, 11/18/12; **Sacks:** 2.0, twice, last vs. San Francisco, 10/29/12; **Fumble Recoveries:** 1, @ NY Jets, 12/2/12; **Forced Fumbles:** 1, three times, last vs. Buffalo, 10/14/12.



# EARL WATFORD

78 | GUARD

HT. 6-3 | WT. 300

DOB: June 24, 1990

COLLEGE  
James Madison



ROUND 4B  
116th Overall

HOMETOWN  
Philadelphia, PA

## NOTE CARDS

- Selected by Arizona with its second pick in the fourth round (116th overall), Watford became the first James Madison player ever selected by the Cardinals in the NFL Draft. He is just the 13th player ever drafted out of JMU and the third since 2001.
- Became the first player from JMU to receive an invite to the East-West Shrine Game and the first to play in any all-star game since 2006.
- After allowing just one sack during his senior season at JMU, Watford earned All-American honors from The NFL Draft Report, Walter Camp Foundation, American Football Coaches Association and the Associated Press.

## COLLEGE CAREER:

While at James Madison, Watford appeared in 43 games with 37 starts, including starts in each of his final 35 appearances ... a two-time first-team All-Colonial Athletic Association selection, he earned first-team All-America honors as a senior while serving as a team captain.

**2012:** The top-rated offensive lineman for the Dukes, Watford started all 11 games while also serving as a team captain as a senior ... earned All-America honors from The NFL Draft Report, Walter Camp Foundation, American Football Coaches Association, Associated Press and The Sports Network and was a first-team All-CAA selection for the second consecutive season ... allowed just one sack on the year and graded out 80 percent or higher six times and 90 percent or better twice ... finished with an overall mark above 85 percent for the season and had 25 knock-downs while leading an offense that ranked fourth in rushing in the CAA at 209.0 yards per game and 4.6 yards per rush.

**2011:** Earned All-America accolades from The NFL Draft Report and The Sports Network and was

named first-team All-CAA and Roanoke Times Division I and All-Virginia second-team ... extended his starting string to 24 games while starting all 13 games at LG ... helped lead the Dukes to the second round of the NCAA Division I Football Championship ... paved the way for a squad that averaged 222.5 yards per game rushing and 4.7 yards per carry.

**2010:** Took over LG duties and started all 11 games to earn his second letter ... led the way as the Dukes rushing game finished third overall in the Colonial Athletic Association.

**2009:** Played in eight games as a redshirt freshman, getting starts against Hofstra at LG and vs. Richmond at LT.

**2008:** Redshirted as a true freshman.

## PERSONAL:

Attended Simon Gratz (Philadelphia, PA) High School where he was a first-team All-City selection and was named to the second-team All-Decade Public team on the defensive line by the Philadelphia News ... majored in Communications Sciences and Disorders.

## WATFORD COLLEGE STATS

Year	GP/GS
2009	8/2
2010	11/11
2011	13/13
2012	11/11
<b>Total</b>	<b>43/37</b>





## SCOTT WEDIGE

66 | CENTER

HT. 6-4 | WT. 310

COLLEGE  
Northern Illinois

HOMETOWN  
Elkhorn, WI

HOW ACQUIRED  
FA-12

CARDINALS | YEARS NFL  
2 | 2

DOB: November 20, 1988

### PRO CAREER:

Signed by the Cardinals as a rookie free agent on 4/30/12 and was released during final roster cuts on 8/31/12. Signed to the NY Giants practice squad on 9/10/12 before being released on 9/17/12. Joined the Bengals practice squad on 11/6/12 before being signed to the Cardinals 53-man roster on 11/27/12.

**2012:** After signing with the Cardinals as a rookie free agent, spent time on the Giants and Bengals practice squads before re-signing in Arizona on 11/27 ... after re-joining the Cardinals, was active but did not play @ NYJ (12/2) ... made his NFL debut when he came on for the injured Rich Ohrnberger in the second quarter @ Sea (12/9) ... active but did not play vs. Det (12/16) and vs. Chi (12/23) ... saw action at center in the fourth quarter @ SF (12/30).

### COLLEGE:

Two-year starter who helped Northern Illinois to back-to-back 11-win seasons and a 15-1 record in regular season MAC games in 2010 and 2011 ... named first-team All-MAC as a junior and senior ...

started all 14 games as a senior in '11, earning second-team All-America honors from CBSSports.com, as the NIU offense broke 12 single-season school records ... helped the Huskies win their first MAC championship since 1983 ... started all 14 games as a junior in '10 ... led offensive line that allowed just 13 sacks in 329 pass attempts, leading the MAC and ranking 14th in the country ... played in 11 games as a backup center and on special teams as a sophomore in '09 ... saw action in four games, mostly on the FG/PAT unit, as a freshman ... red-shirted in 2007.

### PERSONAL:

Last name pronounced "WED-ige" ... attended Elkhorn Area (WI) High School and earned first-team All-Southern Lakes Conference and all-county honors as an offensive tackle his senior year ... served as team captain and was selected team MVP ... garnered first-team all-league and all-county recognition as a junior at both offensive and defensive tackle ... three-year letter winner in both football and basketball ... was a second-team all-conference choice in basketball as a junior ... majored in Marketing.

### WEDIGE CAREER STATS

Year	Team	GP/GS
2012	Ariz	2/0
<b>Total</b>		<b>2/0</b>

## AZCARDINALS.COM HOSTS LIVE VIDEO CHATS FROM THE COMBINE

The Cardinals hosted live video chats on [www.azcardinals.com](http://www.azcardinals.com) featuring General Manager Steve Keim and Head Coach Bruce Arians from the annual NFL combine in February.

Keim took part in a chat on Thursday, February 21, and Arians participated the following day on Friday, February 22.

The live chats from the combine in Indianapolis were hosted by [azcardinals.com](http://azcardinals.com) writer Darren Urban and featured questions submitted by fans.





# DAN WILLIAMS

92 | DEFENSIVE TACKLE

HT. 6-3 | WT. 314

COLLEGE  
Tennessee

HOMETOWN  
Memphis, TN

HOW ACQUIRED  
DT/10 (26th)

CARDINALS | YEARS NFL

4 | 4

DOB: June 1, 1987

## NOTECARDS

- The Cardinals first-round selection in the 2010 NFL Draft and the 26th overall pick; was the fourth defensive tackle taken in the draft.
- Appeared in 15 games with a career-high 11 starts in 2012, establishing a career high with 41 tackles on the season.
- At Tennessee, learned under the tutelage of current Cowboys defensive coordinator Monte Kiffin and four-time NFL Pro Bowler Chester McGlockton.

## PRO CAREER:

The Cardinals first-round selection (26th overall) in the 2010 NFL Draft, Williams has appeared in 40 games (21 starts) over his first three seasons. During the 2011 campaign, he suffered a broken arm and was placed on injured reserve on 11/22/11.

**2012:** Played in 15 games and made a career-high 11 starts ... recorded a career-best 41 tackles and had one fumble recovery and one pass defended ... recovered a Michael Vick fumble that was forced by Sam Acho in the second quarter vs. Phi (9/23); marked his first career fumble recovery ... collected two tackles and had a QB hit vs. Mia (9/30) ... posted four tackles @ GB (11/4) ... had one tackle and one pass defended @ Atl (11/18) ... led the d-line with four tackles, including a team-best two for loss vs. StL (11/25) ... established a new career high with a team-leading 10 tackles @ NYJ (12/2); also matched his previous career high with six solo tackles ... started but left the game in the first half with a hamstring injury @ Sea (12/9) ... inactive (hamstring) vs. Det (12/16) ... collected four tackles vs. Chi (12/23) ... led the d-line with eight tackles, including one for loss, and had one QB hit @ SF (12/30); reached 100 career tackles.

**2011:** Started the first 10 games of the season before suffering a broken arm that ended his year ... collected 22 tackles and two passes defended ... made first career start and led the defensive line with four solo tackles, including a tackle for loss, in the season opener vs. Car (9/11) ... had one tackle and one pass defended @ Was (9/18) ... totaled two tackles and had one QB hit vs. NYG (10/2) ... collected three tackles @ Min (10/9) ... registered three tackles @ Bal (10/30) ... had one QB pressure vs. StL (11/6) and six unassisted tackles and had one pass defended @ SF (11/20); suffered a broken arm in the fourth quarter ... placed on injured reserve (arm) on 11/22.

**2010:** Played in 15 games as a rookie, totaling 37 tackles, two passes defended and a forced fumble ... recorded one tackle and one forced fumble in first NFL game @ StL (9/12) ... recorded two tackles vs.

Oak (9/26) and was part of a defense that held the Raiders to one TD in five trips to the red zone ... inactive @ SD (10/3) ... recorded five tackles vs. TB (10/31) ... totaled two tackles and one tackle for loss vs. Sea (11/14) ... registered one tackle and first career pass defended @ KC (11/21) ... led d-line with a career-high six tackles vs. SF (11/29) ... for the second straight week, led the d-line with a then career-best six tackles vs. StL (12/5) ... recorded two tackles and one pass defended vs. Dal (12/25) ... had one tackle in the season finale @ SF (1/2/11).

## COLLEGE:

Started 32 of 45 games for the Vols and recorded 160 tackles, seven sacks, 25 tackles for loss and 22 QB pressures ... recovered one fumble, had a pass defended and blocked a FG attempt ... started all 13 games at right DT as a senior in '09 and recorded a career-high 70 tackles to lead all defensive linemen ... added nine tackles for loss, 2.5 sacks and nine QB pressures, earning AP All-SEC first-team honors ... made 68 plays against the run during the season, stopping ball carriers behind the line of scrimmage nine times and stopping them for no gain five times ... made 12 plays against the run inside the red zone, including two stops on goal-line stands ... appeared in 12 games with nine starts at right DT as a junior ... led all defensive linemen with 48 tackles and added 1.5 sacks, 8.5 tackles for loss, and nine QB pressures while also adding one pass defended ... part of a Vols defense that ranked 10th in the nation in scoring defense (16.7 ppg) and third nationally in total defense (263.5 ypg) ... after playing his freshman season at left DT, switched to right DT for his sophomore season and appeared in all 14 games (10 starts) ... started seven of the season's final eight games ... finished with 40 tackles and added two sacks, 6.5 tackles for loss and three QB pressures while also recording the first FG block of his career at Kentucky ... saw action in six games at left DT as a freshman, including each of the final three contests ... shared the Andy Spiva Award as the most improved player during spring drills ... redshirted in 2005.



## PERSONAL:

Attended Memphis East (Memphis, TN) High School where he helped the team reach the state playoffs in each of his final two seasons ... earned AP All-State honors as a senior in 2004, totaling 132


tackles, five sacks, four forced fumbles and two fumble recoveries ... as a junior, totaled 85 tackles, five sacks, three forced fumbles and four fumble recoveries and was all-metro, all-region and the most valuable defensive lineman ... Legal Studies major.

## WILLIAMS CAREER STATS

Year	Team	GP/GS	Tackles			Sacks		Interceptions					FR	FF	STT
			Solo	Asst	Ttl	Sk	Yds	Int	Yds	Lg	TD	PD			
2010	Ariz	15/0	26	11	37	0.0	0	0	0	0	2	0	1	0	
2011	Ariz	10/10	14	8	22	0.0	0	0	0	0	2	0	0	0	
2012	Ariz	15/11	30	11	41	0.0	0	0	0	0	1	1	0	0	
<b>Total</b>		<b>40/21</b>	<b>70</b>	<b>30</b>	<b>100</b>	<b>0.0</b>	<b>0</b>	<b>0</b>	<b>0</b>	<b>0</b>	<b>5</b>	<b>1</b>	<b>1</b>	<b>0</b>	

### Single Game Highs:

**Total Tackles:** 10, @ NY Jets, 12/2/12; **Solo Tackles:** 6, four times, last @ San Francisco, 12/30/12; **Fumble Recoveries:** 1, vs. Philadelphia, 9/23/12; **Forced Fumbles:** 1, @ St. Louis, 9/12/10; **Passes Defensed:** 1, five times, last @ Atlanta, 11/18/12.



## RYAN WILLIAMS

### 34 | RUNNING BACK

HT. 5-9 | WT. 207

COLLEGE  
Virginia Tech

HOMETOWN  
Manassas, VA

HOW ACQUIRED  
D2/11 (38th)

CARDINALS | YEARS NFL  
3 | 3

DOB: April 9, 1990

## NOTE CARDS

- The Cardinals second-round selection in the 2011 Draft and the 38th overall pick; was the second running back taken in the draft behind former Alabama Heisman Trophy winner Mark Ingram, who was selected by the Saints in the first round (28th overall).
- Had each of his first two NFL campaigns cut short due to injuries: spent his entire rookie season in 2011 on IR after suffering a ruptured patella tendon in his right knee during a preseason matchup in Green Bay. In 2012, suffered a season-ending shoulder injury during the Week 5 meeting in St. Louis.
- Posted a freshman campaign at Virginia Tech in 2009 that ranked as one of the best by any freshman runner in college football history, rushing for 1,655 yards and 21 TDs on 293 carries (5.7 avg.). His 1,655 yards established a school record and his 21 TDs tied Marshall Faulk's (1991) NCAA freshman record. His 1,835 all-purpose yards (1,655 rushing yards, 180 receiving yards) established an ACC record.
- After redshirting in 2008, played two seasons with the Hokies and became the first sophomore drafted by the Cardinals since Larry Fitzgerald was taken with the third overall selection in 2004.

## PRO CAREER:

Selected by the Cardinals in the second round (38th overall) in the 2011 NFL Draft. In 2011, was placed on injured reserve (knee) on 8/29/11, forcing him to sit out his rookie season. Suffered a shoulder injury in Week 5 of the 2012 season and was placed on injured reserve on 10/9/12.

**2012:** Played in the first five games with three starts before suffering a season-ending shoulder injury ... ran for 164 yards on 58 carries and caught seven passes for 44 yards ... started at RB in his first career game vs. Sea (9/9); carried eight times for nine yards and had two receptions for 17 yards ... ran for 13 yards on 10 carries and had two

receptions for 10 yards @ NE (9/16) ... ran for a team-high 83 yards on 13 carries vs. Phi (9/23); had seven carries for 62 yards in the fourth quarter alone, including a career-long 25-yard run on 3rd-n-17 and an 11-yard run on 3rd-n-3 on a drive that resulted in a FG ... started and ran for 26 yards on 13 carries and had one reception vs. Mia (9/30) ... started and rushed for 33 yards on 14 carries and had one catch for five yards @ StL (10/4); left the game in the fourth quarter with a shoulder injury ... placed on injured reserve (shoulder) on 10/9.

**2011:** Suffered a right knee injury during the preseason matchup at Green Bay (8/19) and sat out the remainder of his rookie season after being placed on IR.

## COLLEGE:

Started 18 of 23 games in two seasons at Virginia Tech, totaling 2,132 yards and 30 TDs on 403 carries (5.2 yard avg.) ... added 26 receptions for 289 yards (11.1 yard avg.) and two TDs ... scored 192 points in his career, ranking 10th in Virginia Tech history ... his 32 total TDs rank as the fourth-best career total in school history, behind Lee Suggs (56; 1999-2002), Kevin Jones (35; 2001-03) and Branden Ore (33; 2005-07) ... pre-season All-American and All-Atlantic Coast Conference selection as a sophomore in '10, appeared in ten games with five starts ... missed three games due to ankle injuries ... totaled 477 yards and nine TDs on 110 carries (4.3 yard avg.) and caught 10 passes for 109 yards (10.9 yard avg.) and one TD ... finished with 60 points and 586 all-purpose yards ... All-ACC first-team selection by the league's media as a freshman in '09 and was named the conference's Offensive Rookie of the Year ... semifinalist for the Doak Walker Award (nation's top RB) after starting all 13 games and leading the Hokies with 293 carries for 1,655 yards (5.6 yard avg.) and 21 TDs ... average of 127.3 yards per game on the ground led the ACC and ranked fifth nationally ... added 16 receptions for 180 yards (11.2 yard avg.) and one TD ... accumulated 1,835 all-purpose yards and led the ACC and ranked fourth nationally in scoring, averaging 10.1 points per game ... established an ACC single-season record with 132 points scored ... his 1,655 rushing yards rank third all-time in ACC season history, surpassed only by Thomas Jones of Virginia (1,798; 1999) and Don McCauley of North Carolina (1,720; 1970) ... rushed for 100+ yards 10 times on the season, tying

Don McCauley's 39-year old ACC season-record (1970) ... tied Marshall Faulk's (1991) NCAA freshman record with 21 rushing TDs, while also breaking the ACC's single-season record, surpassing the previous high of 19 reached by Don McCauley of North Carolina (1970) and Robert Lavette of Georgia Tech (1982) ... established an ACC record with 22 total TDs, breaking the previous mark of 21 held by Don McCauley of North Carolina (1970) and C.J. Spiller of Clemson (2009) ... broke T.A. McLendon's (North Carolina State) ACC freshman record of 18 total TDs with 22 total TDs ... established an ACC freshman record with 1,835 all-purpose yards ... redshirted in '08 after becoming one of two winners of the Thorgeren Award for the top newcomers of the spring.

## PERSONAL:

Attended Stonewall Jackson (Manassas, VA) High School where he became one of the nation's most sought-after RB recruits ... a four-year starter, totaled more than 3,000 yards rushing in his career ... as a junior in 2006, earned All-American, All-State and All-Cedar Run Class AAA honors, as he exploded for 1,572 yards and 21 TDs on 167 carries, averaging 9.4 yards per attempt ... also scored twice on receptions while returning one kickoff and one punt for TDs ... as a senior, rushed for 640 yards and seven TDs while earning Super Prep All-American honors, despite missing three games due to ankle injuries ... earned an invitation to the prestigious U.S. Army All-American Bowl, where he beat out some of the nation's elite prep runners for a starting job on the East squad ... Business major.

## WILLIAMS CAREER STATS

Year	Team	Rushing						Receiving				
		GP/GS	Att	Yds	Avg	Lg	TD	No	Yds	Avg	Lg	TD
2011	Ariz	Injured Reserve - Knee										
2012	Ariz	5/3	58	164	2.8	25	0	7	44	6.3	12	0
<b>Total</b>		<b>5/3</b>	<b>58</b>	<b>164</b>	<b>2.8</b>	<b>25</b>	<b>0</b>	<b>7</b>	<b>44</b>	<b>6.3</b>	<b>12</b>	<b>0</b>

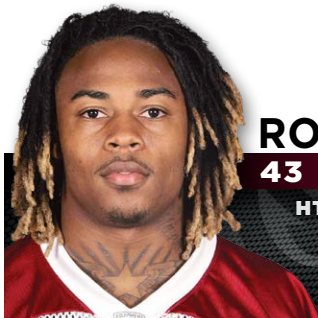
### Single Game Highs:

**Rushing Yards:** 83, vs. Philadelphia, 9/23/12; **Rushing Attempts:** 14, @ St. Louis, 10/4/12; **Long Run:** 25, vs. Philadelphia, 9/23/12; **Receiving Yards:** 17, vs. Seattle, 9/9/12; **Receptions:** 2, twice, last @ New England, 9/16/12; **Long Reception:** 12, twice, last vs. Philadelphia, 9/23/12.

## WILLIAMS GAME-BY-GAME STATISTICS

### 2012

Date	Opp.	Rushing						Receiving				
		GP/GS	Att	Yds	Avg	Lg	TD	No	Yds	Avg	Lg	TD
Sept. 9	SEA	1/1	8	9	1.1	4	0	2	17	8.5	12	0
Sept. 16	@ NE	1/0	10	13	1.3	13	0	2	10	5.0	7	0
Sept. 23	PHI	1/0	13	83	6.4	25	0	1	12	12.0	12	0
Sept. 30	MIA	1/1	13	26	2.0	5	0	1	0	0.0	0	0
Oct. 4	@ StL	1/1	14	33	2.4	12	0	1	5	5.0	5	0
Oct. 14	BUF	Injured Reserve-Shoulder										
Oct. 21	@ Min	Injured Reserve-Shoulder										
Oct. 29	SF	Injured Reserve-Shoulder										
Nov. 4	@ GB	Injured Reserve-Shoulder										
Nov. 18	@ Atl	Injured Reserve-Shoulder										
Nov. 25	STL	Injured Reserve-Shoulder										
Dec. 2	@ NYJ	Injured Reserve-Shoulder										
Dec. 9	@ Sea	Injured Reserve-Shoulder										
Dec. 16	DET	Injured Reserve-Shoulder										
Dec. 23	CHI	Injured Reserve-Shoulder										
Dec. 30	@ SF	Injured Reserve-Shoulder										
<b>Total</b>		<b>5/3</b>	<b>58</b>	<b>164</b>	<b>2.8</b>	<b>25</b>	<b>0</b>	<b>7</b>	<b>44</b>	<b>6.3</b>	<b>12</b>	<b>0</b>



## RONNIE YELL

### 43 | CORNERBACK

HT. 5-10 | WT. 188

COLLEGE  
San Jose State

HOMETOWN  
San Diego, CA

HOW ACQUIRED  
FA-13

DOB: April 15, 1991

◆ ROOKIE ◆

### COLLEGE CAREER:

Played in 46 games with 33 starts and totaled 141 tackles, two INTs, and 24 passes defended in four seasons at San Jose State ... also returned punts and kickoffs, totaling 665 yards on 33 kick returns and 90 yards on 24 punt returns ... started all 13 games as a senior and collected 41 tackles and nine passes defended ... also was team's primary punt returner, totaling 15 returns for 42 yards ... helped the Spartans finish 11-2 and end the season ranked No. 21 in both the AP and Coaches polls, the first time in school history they finished a season nationally ranked in either poll ... played in 10 games with six starts and had 37 tackles, one INT, one forced fumble, and four passes defended as a junior ... saw action in all 13 games with eight starts as a sophomore ... tied for the team lead with a career-high 10 passes defended and had a career-best 44 tackles and one INT ... also served

as the team's kick returner, recording 32 returns for 645 yards, both of which rank among the top 10 single-season totals in school history ... played in 10 games and started the last six contests of the season as a true freshman in '09 ... registered 19 tackles and one pass defended.

### PERSONAL:

Played quarterback and defensive back at Lincoln (San Diego, CA) High School ... was a second-team ALL-CIF San Diego Section pick in '08 ... threw 17 TD passes and ran for 456 yards and five TDs as a senior ... also earned first-team all-league honors as a defensive back ... was a second-team all-league selection at quarterback as a junior ... played guard for the basketball team and was a sprinter in track ... great grandfather, Bobo Henderson, was an outfielder for the Kansas City Monarchs of the Negro Baseball League ... majored in Sociology.

## CARDINALS PARTICIPATE IN PRO VS. G.I. JOE PROGRAM

Arizona Cardinals running back William Powell and safety Justin Bethel competed for the fourth consecutive year in a video game competition with Arizona National Guard soldiers, airmen from Luke Air Force Base and troops overseas as part of the Pro vs. G.I. Joe program last December at the Cardinals Training Facility in Tempe.

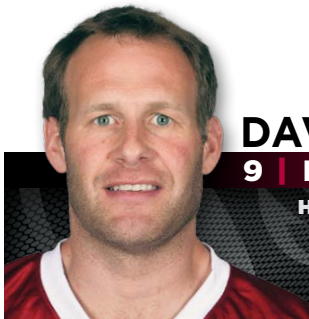
The Pro vs. G.I. Joe program had the Cardinals players and troops, home and abroad, playing Call of Duty: Black Ops 2 via Xbox Live. While they were playing the games, the competitors were able to see and hear each other through a webcam using Skype. Likewise, the crowd on both sides of the competition was able to see the live action as well.

The troops, playing from USO centers in Bagram, Afghanistan and the Warrior Center in Germany, competed with professional athletes on an even playing field.

Pro vs. GI Joe is a private, non-profit organization that provides America's heroes with once-in-a-lifetime opportunities to participate in live online video game competitions with professional athletes and celebrities via the Internet.







# DAVE ZASTUDIL

9 | PUNTER

HT. 6-3 | WT. 220

COLLEGE  
Ohio

HOMETOWN  
Bay Village, OH

HOW ACQUIRED  
FA-11

CARDINALS | YEARS NFL

3 | 12

DOB: October 26, 1978

## NOTECARDS

- In 2012, established an NFL single-season record with 46 punts inside the 20-yard line. Surpassed the previous record of 42, previously shared by three players—Andy Lee (SF, 2007), Ben Graham (Ari, 2009) and Steve Weatherford (NYJ, 2010).
- Recorded nine punts of 60+ yards in '12, which ranks as the highest total for a Cardinals kicker since the 1970 NFL-AFL merger. Posted a career-long 70-yard punt in Week 17 at San Francisco that was one of just eight in the NFL last season that covered at least 70 yards.
- Named to the USA Today All-Joe team in 2012.
- His 45.9-yard punt average as a member of the Cardinals (199 punts for 9,138 yards) is the highest career average in franchise history.
- Averaged 46.5 yards per punt in '12, which ranks as the second-best season total in franchise history (47.0, Ben Graham, 2009).
- In his first season with the Cardinals in 2011, averaged 45.2 yards per punt, the fourth-highest single-season average in franchise history.
- Against the Pittsburgh Steelers on 9/14/08, punted five times for 265 yards, netting 52.8 yards per punt which ranked as the second-highest total for a single game in the NFL dating back to 1970 (Rohn Stark, 9/13/92 vs. Houston, 4 for 233, 59.5 net avg.).
- As a rookie with Baltimore in 2002, finished second in the NFL with 31 punts landed inside the 20-yard line, earning Pro Football Weekly All-Rookie honors.

## PRO CAREER:

Originally drafted by Baltimore in the fourth round (112th overall) of the 2002 NFL Draft. Signed with Cleveland as an unrestricted free agent on 3/12/06. Spent the entire 2010 season on injured reserve. Signed with Arizona as a free agent on 8/24/11 and re-signed with the Cardinals on 4/4/12, agreeing to a two-year deal.

**2012:** Played in all 16 games and set an NFL single-season record with 46 punts inside the 20 ... established franchise records with 112 punts for an NFL-record 5,209 yards (46.5 avg.) and had a career-best net average of 41.4 yards ... had just eight touchbacks and added a career-high three special teams tackles ... named to the USA Today All-Joe team ... punted five times for a 47.6-yard average vs. Sea (9/9); landed two punts inside the 20 and had two punts of 50 or more yards ... totaled six punts for a 46.7-yard average and landed two punts inside the 20 @ NE (9/16); had three punts of 50 or more yards ... punted nine times for a season-high 48.3-yard average and 47.3-yard net average vs. Mia (9/30); had a then-career-long 68-yard punt in the second quarter and had six punts of 50 or more yards; landed three inside the 20 ... totaled seven punts for a 45.7-yard average and landed three punts inside the 20 @ StL (10/4); went over 700 career punts and 30,000 career yards in the game ... averaged 51.8 yards on five punts and recorded his first special teams tackle of the season vs. Buf (10/14) ... punted six times for a 39.0-yard average @ Min (10/21); landed five punts inside the 20 ... averaged 47.3 yards on seven punts vs. SF (10/29)

and added his second special teams tackle of the season ... punted eight times for a 43.0-yard average @ GB (11/4); landed four inside the 20 and had two punts of 60+ yards; also had one special teams tackle ... averaged 50.9 yards on eight punts @ Atl (11/18); landed three inside the 20 and had five punts of 50+ yards ... set a single-game franchise record with six punts inside the 20 vs. Det (12/16); punted nine times for a 44.2-yard average ... tied his own single-game franchise record with six punts inside the 20 vs. Chi (12/23); broke the NFL single-season record for punts inside the 20 (previous record was 42, held by three players); averaged 44.8 yards on eight punts and had two punts of 50+ yards ... punted six times for a 50.8-yard average @ SF (12/30); had a career-long 70-yard punt in the first quarter; landed two punts inside the 20, establishing the single-season record with 46.

**2011:** Played in 15 games and punted 87 times for 3,929 yards (45.2 avg., 37.5 net avg.) ... downed 24 punts inside the 20 with 21 of those coming in the final 11 games of the season and had just five touchbacks ... made Cardinals debut and totaled five punts for a 42.0-yard average vs. Car (9/11); landed two punts inside the 20 ... averaged 49.0 yards on six punts @ Was (9/18); four of six punts were 50 yards or more; downed one inside the 20 ... punted five times for a 41.2-yard average @ Sea (9/25) ... averaged 45.0 yards on four punts vs. NYG (10/2) ... inactive due to right knee injury @ Min (10/9) ... returned from injury and averaged 47.8 yards on four punts vs. Pit (10/23); downed two punts inside the 10 in the first half and had a 58-yard punt in the fourth quarter ... punted six times for a 40.0-yard average



against his former team @ Bal (10/30); downed three punts inside the 20 ... punted six times for a 46.3-yard average vs. StL (11/6); recorded a net average of 42.0 yards and had three punts downed inside the 20; had a 63-yard punt in the first quarter ... punted six times for a 46.3-yard average and a net average of 43.5 yards @ Phi (11/13) ... averaged 46.5 yards on six punts @ SF (11/20); posted a net average of 43.8 yards ... punted five times for a 46.0-yard average @ StL (11/27) ... had season-highs with seven punts for 351 yards, a 50.1-yard average and a net average of 45.0 yards vs. Dal (12/4); five of seven punts covered at least 50 yards ... punted seven times for a 46.6-yard average vs. SF (12/11); had a season-long 66-yard punt in the fourth quarter ... had seven punts for a 44.6-yard average and downed a season-high four inside the 20 vs. Cle (12/18) ... punted six times for a 38.3-yard average and downed two inside the 20 @

Cin (12/24) ... had seven punts for a 46.3-yard average and landed two inside the 20 vs. Sea (1/1/12).

**2010:** Missed the entire season due to right knee injury ... placed on injured reserve on 8/17.

**2009:** Played in eight games and punted 49 times with a gross average of 44.7 yards per punt, a net of 39.1 yards, and 25 punts landed inside the 20-yard line ... the 25 punts downed inside the 20 were tied for sixth-most in the AFC ... had a career-high seven punts inside the 20 @ Buf (10/11), earning him AFC Special Teams Player of the Week honors ... inactive for one game with a right knee injury and was placed on injured reserve on 11/18.

**2008:** Played in all 16 games and punted 75 times for 3,410 yards ... ranked eighth in the AFC with a 45.5-yard gross average and fourth with a net average of 39.4 yards ... recorded five punts for 265 yards vs. Pit (9/14), setting a Browns team record with a net

## ZASTUDIL REACHES THE RECORD BOOKS

P **Dave Zastudil** established a new NFL single-season record with 46 punts landed inside the 20-yard line in 2012. He broke the previous record of 42, shared by three players—Andy Lee (SF, 2007), Ben Graham (Ari, 2009) and Steve Weatherford (NYJ, 2010).

### NFL Record – Punts Inside the 20-Yard Line

In20	Player	Team	Year
46	Dave Zastudil	Arizona	2012
45	Dustin Colquitt	Kansas City	2012
42	Steve Weatherford	NY Jets	2010
	Ben Graham	Arizona	2009
	Andy Lee	San Francisco	2007
41	Dustin Colquitt	Kansas City	2009
40	Brad Maynard	Chicago	2008

Zastudil established a franchise single-game record with six punts inside the 20-yard line in Week 15 vs. Detroit and matched that total the next week vs. Chicago.



### Franchise Record—Punts Inside the 20 (Single Game)

In20	Player	Opponent
6	Dave Zastudil	12/16/12 vs. Detroit 12/23/12 vs. Chicago
5	Dave Zastudil	10/21/12 at Minnesota
	Ben Graham	11/29/09 at Tennessee
	Scott Player	10/20/02 vs. Dallas
4	13 times, most recently Dave Zastudil, 11/4/12 vs. GB	

Over the final 10 games, Zastudil landed 33 punts inside the 20-yard line compared to just five punts that resulted in touchbacks.

Zastudil averaged 46.5 yards per punt in 2012 (117 for 5,209), which ranks as the second-highest single season average in franchise history behind Ben Graham's 2009 total (47.0).

### Franchise Record—Punting Average (Season)

Avg	Player (Year)	Punts-Yds
47.0	Ben Graham (2009)	86-4,045
46.5	Dave Zastudil (2012)	112-5,209
45.6	Jerry Norton (1960)	39-1,778
45.3	Rich Camarillo (1991)	76-3,445
45.2	Dave Zastudil (2011)	87-3,929
44.9	Scott Player (2006)	66-2,965
44.9	Jerry Norton (1959)	59-2,649

average of 52.8 yards; 52.8-yard net average was the second-highest total for a single game in the NFL dating back to 1970 ... had a season-high three punts inside the 20 @ Was (10/19) ... played in his 100th career game vs. Ind (11/30).

**2007:** Played in 12 games, missing four of the first five contests due to a back injury ... posted 49 punts for 2,046 yards on the season, averaging 41.8 yards per punt, with a net of 34.6 yards ... had a season-high seven punts in blizzard conditions vs. Buf (12/16), landing three inside the 20.

**2006:** Played in all 16 games in his first season with Cleveland after signing as an unrestricted free agent ... ranked sixth in the NFL with a net average of 38.4 yards ... placed 28 punts inside the 20, with three in a game on five separate occasions ... totaled a career-high 10 punts for 462 yards @ Atl (11/12).

**2005:** Played in all 16 games in his last season with the Ravens ... punted 84 times for 3,653 yards ... downed 11 punts inside the 20 and had seven touchbacks.

**2004:** Played in 13 games and ranked third in the AFC with 26 punts inside the 20 ... had a season-high four punts inside the 20 @ Ind (12/19) ... suffered a shoulder injury vs. NYJ (11/14) and missed three games.

**2003:** Played in all 16 games ... recorded a then career-long 67-yard punt vs. KC (9/28) ... played in his first career postseason game, totaling eight punts for a 48.8-yard average in Wild Card game vs. Ten (1/3/04).

**2002:** Played in all 16 games of his rookie season ... tied for second in the NFL with a career-high 31 punts inside the 20 ... named to the Pro Football Weekly All-Rookie team ... placed five punts inside the 20 @ Mia (11/17) and had four inside the 20 in two other games.

## COLLEGE:

Four-year letterman at Ohio University who led the Mid-American Conference in punting four times ... earned first-team All-America honors from Football News and was second-team AP All-American as a senior in '01 ... was a first-team All-MAC selection and MAC Special Teams Co-Player of the Year ... finalist for the Ray Guy Award, given to the top punter in the nation, in '01 ... had 50 punts for 2,280 yards (45.6 avg.), 16 inside the 20 and a long of 74 ... averaged 44.3 yards per punt as a junior, which ranked fifth in the nation, and was a first-team All-MAC selection ... named MAC Special Teams Player of the Year as a sophomore after leading the conference and ranking 14th in the nation with a 43.2-yard average ... first-team All-MAC selection as a freshman and was named to the Football News Freshman All-America team ... graduated with double majors in Finance and Marketing.

## PERSONAL:

Attended Bay Village (OH) High School and played quarterback, kicker and punter ... twice selected all-state and all-conference honorable mention as a punter ... all-district as a kicker and made the all-conference team at quarterback ... also a four-year letterman in baseball and earned one letter in basketball ... won the Kiwanis Academic Achievement Scholastic Art Award ... in the spring of 2006, he participated in an NFL and NFL Players Association six-day executive education program at the Wharton School at the University of Pennsylvania ... participated in a four-day entrepreneurial program at the Kellogg Business School at Northwestern in the spring of 2007 ... is an avid golfer and boater ... along with wife Jenn, the couple has two daughters, Mackenzie Ann and Quinn Loretta, and a son, Chase Michael.

## ZASTUDIL CAREER STATS

Year	Team	GP	No	Yds	Avg	Net	TB	In20	Lq	Blk
2002	Bal	16	81	3,368	41.6	33.7	5	31	61	2
2003	Bal	16	89	3,649	41.0	35.2	8	21	67	0
2004	Bal	13	73	2,948	40.4	34.6	12	26	61	0
2005	Bal	16	84	3,653	43.5	35.7	7	11	60	1
2006	Cle	16	81	3,563	44.0	38.4	7	28	61	0
2007	Cle	12	49	2,046	41.8	34.6	4	14	64	0
2008	Cle	16	75	3,410	45.5	39.4	11	23	65	0
2009	Cle	8	49	2,188	44.7	39.1	5	25	60	0
2010	Cle	Injured Reserve - Knee								
2011	Ariz	15	87	3,929	45.2	37.5	5	24	66	0
2012	Ariz	16	112	5,209	46.5	41.4	8	46*	70	0
<b>Total</b>		<b>144</b>	<b>780</b>	<b>33,963</b>	<b>43.5</b>	<b>37.1</b>	<b>72</b>	<b>249</b>	<b>70</b>	<b>3</b>

\*NFL Record

### Single Game Highs:

**Punts:** 10, twice, last @ NY Jets, 12/2/12; **Yards:** 462, @ Atlanta, 11/12/06; **Gross Avg. (min 3 att.):** 53.0, vs. Pittsburgh, 9/14/08; **Net Average (min 3 att.):** 52.8, vs. Pittsburgh, 9/14/08; **Long Punt:** 70, @ San Francisco, 12/30/12; **Inside 20:** 7, @ Buffalo 10/11/09.

### Additional Statistics:

**Special Teams Tackles: Career:** 7: 3 (2012) - 1, @ GB (11/4); 1, vs. SF (10/29); 1, vs. Buf (10/14); 1 (2009); 1 (2005); 1 (2003); 1 (2002).

## ZASTUDIL POSTSEASON STATS

Year	Team	GP	No	Yds	Avg	Net	TB	In20	Lq	Blk
2003	Bal	1	8	390	48.8	40.0	0	0	56	0
<b>Total</b>		<b>1</b>	<b>8</b>	<b>390</b>	<b>48.8</b>	<b>40.0</b>	<b>0</b>	<b>0</b>	<b>56</b>	<b>0</b>

## 2013 ARIZONA CARDINALS

NO.	NAME	POS.	HT.	WT.	BIRTHDATE	NFL EXP.	COLLEGE	HOMETOWN
94	Acho, Sam	LB	6-3	257	9/6/88	3	Texas	Dallas, TX
97	Alexander, Lorenzo	LB	6-1	244	5/31/83	7	California	Berkeley, CA
27	Amaya, Jonathon	S	6-2	205	11/25/88	4	Nevada	Diamond Bar, CA
35	Arenas, Javier	CB	5-9	197	10/28/87	4	Alabama	Tampa, FL
46	Auffray, Kyle	TE	6-5	254	12/27/86	6	New Hampshire	Cornwall, NY
2	Batson, Will	P	6-3	210	9/8/86	1	North Alabama	Killen, AL
37	Bell, Jeremiah	S	6-0	205	3/3/78	10	Eastern Kentucky	Winchester, KY
31	Bethel, Justin	CB/S	6-0	200	6/17/90	2	Presbyterian	Blythehood, SC
68	Bice, Adam	C	6-4	302	6/30/89	6	Akron	Dresden, OH
54	Brinkley, Jasper	LB	6-1	252	7/12/85	5	South Carolina	Thomson, GA
13	Brown, Jaron	WR	6-2	205	1/8/90	8	Clemson	Cheraw, SC
75	Brown, Levi	T	6-6	324	3/16/84	7	Penn State	Norfolk, VA
85	Buckner, Dan	WR	6-4	215	5/31/90	8	Arizona	Allen, TX
17	Byrd, LaRon	WR	6-4	220	8/18/89	2	Miami	Hahnville, LA
93	Campbell, Calais	DE	6-8	300	9/1/86	6	Miami	Aurora, CO
60	Caprioglio, Joe	T	6-6	315	3/12/90	8	Colorado State	Highlands Ranch, CO
79	Carter, David	DT	6-5	300	12/10/87	3	UCLA	Fontana, CA
20	Cason, Antoine	CB	6-1	195	7/9/86	6	Arizona	Long Beach, CA
71	Colledge, Daryn	G	6-4	308	2/11/82	8	Boise State	North Pole, AK
61	Cooper, Jonathan	G	6-2	311	1/19/90	8	North Carolina	Wilmington, NC
55	Dansby, Karlos	LB	6-4	250	11/3/81	10	Auburn	Birmingham, AL
45	Demens, Kenny	LB	6-1	242	2/4/90	8	Michigan	Oak Park, MI
16	Dillard, Jarett	WR	5-11	190	12/21/85	4	Rice	San Antonio, TX
90	Dockett, Darnell	DT	6-4	290	5/27/81	10	Florida State	Burtonsville, MD
81	Dray, Jim	TE	6-5	255	12/31/86	4	Stanford	Paramus, NJ
38	Ellington, Andre	RB	5-9	199	2/3/89	8	Clemson	Moncks Corner, SC
74	Fanaika, Paul	T/G	6-5	327	4/9/86	4	Arizona State	San Mateo, CA
4	Feely, Jay	K	5-10	208	5/23/76	13	Michigan	Tampa, FL
11	Fitzgerald, Larry	WR	6-3	218	8/31/83	10	Pittsburgh	Minneapolis, MN
23	Fleming, Jamell	CB	5-11	206	5/5/89	2	Oklahoma	Arlington, TX
15	Floyd, Michael	WR	6-2	220	11/27/89	2	Notre Dame	St. Paul, MN
53	Fugger, Tim	LB	6-4	248	7/1/89	1	Vanderbilt	San Diego, CA
69	Gibson, Mike	G/C	6-4	305	11/18/85	6	California	Napa, CA
10	Gill, Robert	WR	5-10	180	2/27/84	8	Texas State	San Antonio, TX
48	Giordano, Dan	LB	6-4	260	9/17/89	8	Cincinnati	Frankfort, IL
80	Gottlieb, Alex	TE	6-4	255	7/4/90	1	William & Mary	Delray Beach, FL
41	Harris, Javon	S	5-11	206	2/7/91	8	Oklahoma	Lawton, OK
89	Hawkins, Charles	WR	5-8	180	8/30/90	8	Southern	New Orleans, LA
42	Hill, Josh	CB	5-11	203	11/2/89	8	California	Houston, TX
84	Houster, Rob	TE	6-5	250	3/17/88	3	Florida Atlantic	El Paso, TX
86	Jefferson, D.C.	TE	6-6	255	5/7/89	8	Rutgers	Winter Haven, FL
36	Jefferson, Tony	S	5-11	212	1/27/92	8	Oklahoma	Chula Vista, CA
62	Johnson-Webb, Jamaal	T	6-6	306	3/6/90	8	Alabama A&M	Atlanta, GA
49	Johnson, Rashad	S	5-11	204	1/2/86	5	Alabama	Sulligent, AL
47	Jones, Korey	LB	6-2	233	4/4/89	8	Wyoming	Fort Collins, CO
64	Kelemete, Senio	G	6-3	300	5/10/90	2	Washington	Seattle, WA
87	King, Jeff	TE	6-3	260	2/19/83	8	Virginia Tech	Pulaski, VA
82	Leach, Mike	LS	6-2	235	10/18/76	14	William & Mary	Jefferson Township, NJ
14	Lindley, Ryan	QB	6-3	232	6/22/89	2	San Diego State	Alpine, CA
95	Lumpkin, Ricky	DT	6-4	306	9/7/88	2	Kentucky	Clarksville, TN
70	Massie, Bobby	T	6-6	316	8/1/89	2	Mississippi	Lynchburg, VA
32	Mathieu, Tyrann	S	5-9	186	5/13/92	8	LSU	New Orleans, LA
22	McCann, Bryan	CB	5-11	185	9/29/87	4	SMU	Oklahoma City, OK
28	Mendenhall, Rashard	RB	5-10	225	6/19/87	6	Illinois	Skokie, IL
51	Minter, Kevin	LB	6-0	246	12/3/90	8	LSU	Suwane, GA
59	Nash, Zack	LB	6-4	260	9/23/89	2	Sacramento St.	Vacaville, CA
57	Okafor, Alex	LB	6-4	261	2/8/91	8	Texas	Plflugerville, TX
3	Palmer, Carson	QB	6-5	235	12/27/79	11	USC	Rancho Santa Margarita, CA
52	Parker, Colin	LB	6-1	223	5/6/89	1	Arizona State	Chandler, AZ
21	Peterson, Patrick	CB	6-1	219	7/11/90	3	LSU	Pompano Beach, FL
76	Potter, Nate	T	6-5	295	5/16/88	2	Boise State	Boise, ID
33	Powell, William	RB	5-9	207	3/9/88	2	Kansas State	Duncanville, TX
25	Powers, Jerraud	CB	5-10	187	7/19/87	5	Auburn	Decatur, AL
73	Rachal, Chilo	G	6-5	323	3/15/86	6	USC	Compton, CA
1	Rios, Michael	WR	6-2	203	6/9/90	8	Marist	Miami, FL
12	Roberts, Andre	WR	5-11	195	1/9/88	4	The Citadel	Columbia, SC
98	Rucker, Frostee	DE	6-3	280	9/14/83	8	USC	Tustin, CA
50	Schofield, O'Brien	LB	6-3	242	4/3/87	4	Wisconsin	Great Lakes, IL
67	Scott, Padric	DT	6-0	309	1/8/90	8	Florida A&M	Tallahassee, FL
63	Sendlein, Lyle	C	6-3	308	3/16/84	7	Texas	Scottsdale, AZ
91	Shaughnessy, Matt	DE/LB	6-5	285	9/23/86	5	Wisconsin	Norwich, CT
7	Shaw, Tyler	WR	6-0	180	1/5/90	8	NW Missouri State	St. Louis, MO
29	Smith, Alfonso	RB	6-1	209	1/23/87	4	Kentucky	Louisville, KY
83	Sperry, Kory	TE	6-5	265	4/10/85	5	Colorado State	Pueblo, CO
5	Stanton, Drew	QB	6-3	243	5/7/84	7	Michigan State	Farmington Hills, MI
19	Swope, Ryan	WR	6-0	204	9/20/90	8	Texas A&M	Austin, TX
96	Talley, Ronald	DE	6-3	286	2/21/86	3	Delaware	Detroit, MI
26	Taylor, Curtis	S	6-2	212	7/13/85	3	LSU	Franklinton, LA
18	Taylor, Kerry	WR	6-0	200	2/20/89	1	Arizona State	Chandler, AZ
30	Taylor, Stepfan	RB	5-9	216	6/9/91	8	Stanford	Mansfield, TX
6	TerBush, Caleb	QB	6-5	225	1/5/90	8	Purdue	Metamora, IL
72	Thompson, Everrette	DE	6-6	272	12/18/89	1	Washington	Renton, WA
56	Walker, Reggie	LB	6-0	244	12/15/86	5	Kansas State	Sacramento, CA
58	Washington, Daryl	LB	6-2	238	10/9/86	4	TCU	Irving, TX
78	Watford, Earl	G	6-3	300	6/24/90	8	James Madison	Philadelphia, PA
66	Wedige, Scott	C	6-4	310	11/20/88	2	Northern Illinois	Elkhorn, WI
92	Williams, Dan	DT	6-3	314	6/1/87	4	Tennessee	Memphis, TN
34	Williams, Ryan	RB	5-9	207	4/9/90	3	Virginia Tech	Manassas, VA
43	Yell, Ronnie	CB	5-10	188	4/15/91	8	San Jose State	San Diego, CA
9	Zastudil, Dave	P	6-3	220	10/26/78	12	Ohio	Bay Village, OH





# ARIZONA CARDINALS

**2012 IN REVIEW**





## 2012 FINAL STATISTICS

### WON 5, LOST 11

9/9/12	W	20-16	Seattle Seahawks
9/16/12	W	20-18	at New England Patriots
9/23/12	W	27-6	Philadelphia Eagles
9/30/12	W	24-21 (OT)	Miami Dolphins
10/4/12	L	3-17	at St. Louis Rams
10/14/12	L	16-19 (OT)	Buffalo Bills
10/21/12	L	14-21	at Minnesota Vikings
10/29/12	L	3-24	San Francisco 49ers
11/4/12	L	17-31	at Green Bay Packers
11/18/12	L	19-23	at Atlanta Falcons
11/25/12	L	17-31	St. Louis Rams
12/2/12	L	6-7	at New York Jets
12/9/12	L	0-58	at Seattle Seahawks
12/16/12	W	38-10	Detroit Lions
12/23/12	L	13-28	Chicago Bears
12/30/12	L	13-27	at San Francisco 49ers

### TEAM

	Arizona	Opponent
<b>Total First Downs</b> .....	<b>246</b>	<b>288</b>
Rushing	58	107
Passing	168	160
Penalty	20	21
3rd Down: Made/Att	58/230	73/222
3rd Down Pct.	25.2%	32.9%
4th Down: Made/Att	10/24	4/9
4th Down Pct.	41.7%	44.4%
<b>Possession Avg.</b> .....	<b>29:01</b>	<b>30:59</b>
<b>Total Net Yards</b> .....	<b>4209</b>	<b>5405</b>
Avg. Per Game	263.1	337.8
Total Plays	1018	1041
Avg. Per Play	4.1	5.2
<b>Net Yards Rushing</b> .....	<b>1204</b>	<b>2192</b>
Avg. Per Game	75.3	137.0
Total Rushes	352	506
<b>Net Yards Passing</b> .....	<b>3005</b>	<b>3213</b>
Avg. Per Game	187.8	200.8
Sacked/Yards Lost	58/378	38/228
Gross Yards	3383	3441
Attempts/Completions	608/337	497/270
Completion Pct.	55.4%	54.3%
Had Intercepted	21	22
<b>Punts/Average</b> .....	<b>112/46.5</b>	<b>93/44.8</b>
<b>Net Punting Avg.</b> .....	<b>41.4</b>	<b>38.8</b>
<b>Penalties/Yards</b> .....	<b>102/857</b>	<b>100/810</b>
<b>Fumbles/Ball Lost</b> .....	<b>25/13</b>	<b>17/11</b>
<b>Touchdowns</b> .....	<b>25</b>	<b>40</b>
Rushing	10	12
Passing	11	20
Returns	4	8

### SCORE BY PERIOD

	Q1	Q2	Q3	Q4	OT	Pts
<b>Team</b>	51	85	36	75	3	250
<b>Opponents</b>	60	136	97	61	3	357

### PASSING

	Att	Cmp	Yds	Cmp%	Yds/Att	TD	TD%	Int	Int%	Long	Sack/Lost	Rating
K.Kolb	183	109	1169	59.6%	6.4	8	4.4%	3	1.6%	46t	27/159	86.1
J.Skelton	201	109	1132	54.2%	5.6	2	1.0%	9	4.5%	40	15/98	55.4
R.Lindley	171	89	752	52.0%	4.4	0	0.0%	7	4.1%	28	12/91	46.7
B.Hoyer	53	30	330	56.6%	6.2	1	1.9%	2	3.8%	53	4/30	65.8
<b>Team</b>	<b>608</b>	<b>337</b>	<b>3383</b>	<b>55.4%</b>	<b>5.6</b>	<b>11</b>	<b>1.8%</b>	<b>21</b>	<b>3.5%</b>	<b>53</b>	<b>58/378</b>	<b>63.1</b>
<b>Opponents</b>	<b>497</b>	<b>270</b>	<b>3441</b>	<b>54.3%</b>	<b>6.9</b>	<b>20</b>	<b>4.0%</b>	<b>22</b>	<b>4.4%</b>	<b>80t</b>	<b>38/228</b>	<b>71.2</b>

### SCORING

	TD	Ru	Pa	Rt	PAT	FG	2Pt	Pts
J.Feely	0	0	0	0	25/25	25/28	0	100
C.Wells	5	5	0	0	0/0	0/0	0	30
A.Roberts	5	0	5	0	0/0	0/0	0	30
L.Fitzgerald	4	0	4	0	0/0	0/0	0	24
L.Stephens-Howling	4	4	0	0	0/0	0/0	0	24
M.Floyd	2	0	2	0	0/0	0/0	0	12
J.Sanders	1	0	0	1	0/0	0/0	0	6
K.Kolb	1	1	0	0	0/0	0/0	0	6
G.Toler	1	0	0	1	0/0	0/0	0	6
J.Bethel	1	0	0	1	0/0	0/0	0	6
R.Johnson	1	0	0	1	0/0	0/0	0	6
<b>Team</b>	<b>25</b>	<b>10</b>	<b>11</b>	<b>4</b>	<b>25/25</b>	<b>25/28</b>	<b>0</b>	<b>250</b>
<b>Opponents</b>	<b>40</b>	<b>12</b>	<b>20</b>	<b>8</b>	<b>38/38</b>	<b>25/35</b>	<b>1</b>	<b>357</b>

2-Pt. Conversions: Team 0/0, Opponents: 1/2

### SACKS

D.Washington 9.0, C.Campbell 6.5, O.Schofield 4.0, Q.Groves 4.0, S.Acho 4.0, A.Wilson 3.0, P.Lenon 2.0, D.Dockett 1.5, W.Gay 1.0, N.Eason 1.0, K.Rhodes 1.0, R.Talley 1.0 **Team: 38.0, Opponents: 58.0**

### RUSHING

	No.	Yds	Avg	Long	TD
L.Stephens-Howling	110	356	3.2	52	4
C.Wells	88	234	2.7	31t	5
W.Powell	60	217	3.6	17	0
R.Williams	58	164	2.8	25	0
K.Kolb	16	100	6.3	22	1
R.Johnson	2	64	32.0	40	0
A.Roberts	4	29	7.3	15	0
P.Peterson	2	13	6.5	17	0
E.Doucet	2	9	4.5	6	0
R.Lindley	4	7	1.8	8	0
B.Hoyer	1	6	6.0	6	0
J.Skelton	4	5	1.3	2	0
J.Feely	1	0	0.0	0	0
<b>Team</b>	<b>352</b>	<b>1204</b>	<b>3.4</b>	<b>52</b>	<b>10</b>
<b>Opponents</b>	<b>506</b>	<b>2192</b>	<b>4.3</b>	<b>46</b>	<b>12</b>

### RECEIVING

	No.	Yds	Avg	Long	TD
L.Fitzgerald	71	798	11.2	37t	4
A.Roberts	64	759	11.9	46t	5
M.Floyd	45	562	12.5	53	2
R.Housler	45	417	9.3	33	0
E.Doucet	28	207	7.4	18	0
W.Powell	19	132	6.9	25	0
J.King	17	129	7.6	27	0
L.Stephens-Howling	17	106	6.2	24	0
T.Heap	8	94	11.8	28	0
R.Williams	7	44	6.3	12	0
A.Sherman	5	39	7.8	19	0
P.Peterson	3	11	3.7	7	0
A.Smith	2	21	10.5	13	0
J.Dray	2	15	7.5	12	0
C.Wells	1	24	24.0	24	0
S.Kelemete	1	10	10.0	10	0
L.Byrd	1	8	8.0	8	0
R.Maui'a	1	7	7.0	7	0
<b>Team</b>	<b>337</b>	<b>3383</b>	<b>10.0</b>	<b>53</b>	<b>11</b>
<b>Opponents</b>	<b>270</b>	<b>3441</b>	<b>12.7</b>	<b>80t</b>	<b>20</b>

## INTERCEPTIONS

	No.	Yds	Avg	Long	TD
P.Peterson	7	64	9.1	31	0
K.Rhodes	4	39	9.8	30	0
G.Toler	2	102	51.0	102t	1
R.Johnson	2	87	43.5	53t	1
W.Gay	2	7	3.5	6	0
S.Acho	2	2	1.0	2	0
D.Washington	1	7	7.0	7	0
P.Lenon	1	0	0.0	0	0
A.Wilson	1	-2	-2.0	-2	0
<b>Team</b>	<b>22</b>	<b>306</b>	<b>13.9</b>	<b>102t</b>	<b>2</b>
<b>Opponents</b>	<b>21</b>	<b>379</b>	<b>18.0</b>	<b>45</b>	<b>5</b>

## PUNTING

	No	Yds	Avg	Net	TB	In	Lg	B
D.Zastudil	112	5209	46.5	41.4	8	46	70	0
<b>Team</b>	<b>112</b>	<b>5209</b>	<b>46.5</b>	<b>41.4</b>	<b>8</b>	<b>46</b>	<b>70</b>	<b>0</b>
<b>Opponents</b>	<b>92</b>	<b>4166</b>	<b>44.8</b>	<b>39.2</b>	<b>4</b>	<b>30</b>	<b>68</b>	<b>1</b>

## PUNT RETURNS

	Ret	FC	Yds	Avg	Long	TD
P.Peterson	51	14	426	8.4	26	0
A.Roberts	3	0	15	5.0	10	0
<b>Team</b>	<b>54</b>	<b>14</b>	<b>441</b>	<b>8.2</b>	<b>26</b>	<b>0</b>
<b>Opponents</b>	<b>48</b>	<b>36</b>	<b>415</b>	<b>8.6</b>	<b>52</b>	<b>0</b>

## KICKOFF RETURNS

	No.	Yds	Avg	Long	TD
W.Powell	21	507	24.1	65	0
L.Stephens-Howling	18	405	22.5	38	0
E.Doucet	1	18	18.0	18	0
<b>Team</b>	<b>40</b>	<b>930</b>	<b>23.3</b>	<b>65</b>	<b>0</b>
<b>Opponents</b>	<b>32</b>	<b>846</b>	<b>26.4</b>	<b>83</b>	<b>0</b>

## FIELD GOALS

	1-19	20-29	30-39	40-49	50+
J.Feely	0/0	6/6	9/10	8/10	2/2
<b>Team</b>	<b>0/0</b>	<b>6/6</b>	<b>9/10</b>	<b>8/10</b>	<b>2/2</b>
<b>Opponents</b>	<b>1/1</b>	<b>6/7</b>	<b>7/8</b>	<b>7/12</b>	<b>4/7</b>

**Fumbles Lost:** P.Peterson 3, R.Williams 2, R.Lindley 2, K.Kolb 2, J.Skelton 2, C.Wells 1, M.Floyd 1 **Total:** 13

**Opponent Fumble Recoveries:** M.Adams 2, R.Johnson 1, D.Williams 1, D.Washington 1, P.Peterson 1, V.Holliday 1, P.Lenon 1, M.Leach 1, J.Sanders 1, W.Gay 1 **Total:** 11

## 2012 INDIVIDUAL MILESTONES

### WR Larry Fitzgerald

- At 29 years, 23 days old in Week 3 vs. Philadelphia, became the youngest player in NFL history to reach 700 career receptions.
- In Week 6 vs. Buffalo, eclipsed 10,000 career receiving yards and joined Randy Moss as the only players in NFL history to reach the career milestone before the age of 30.
- In Week 5 at St. Louis, reached 122 consecutive games with at least one reception, establishing a new franchise record. Finished the season with a reception in 133 consecutive games.

### SS Adrian Wilson

- Reached 25.5 sacks (3.0 in 2012) and 27 career INTs (1 in 2012) for his career, becoming just the sixth player in NFL history to record at least 25 sacks and 25 INTs.
- His 181 games played ranks as the fifth-best total in team history. Only Hall of Fame DB Roger Wehrli (193) appeared in more games among Cardinals defenders.

### CB Patrick Peterson

- Finished fourth in the NFL with seven INTs and was named to the 2012 NFC Pro Bowl squad at cornerback. After being named to the Pro Bowl as a kick returner as a rookie in 2011, joined Hall of Famer Rod Woodson as the only NFL players ever to be selected to the Pro Bowl as both a defender and kick returner.

### LB Daryl Washington

- Led the Cardinals with 140 tackles, nine sacks and 14 tackles for loss on the year. Posted 10+ tackles in a game five times, and with two sacks each in Weeks 7 and 8, became the first Arizona defender to record multiple sacks in back-to-back games since Eric Swann in 1999.

- His nine sacks were more than any ILB in the NFL in 2012, and were the most for an ILB since Bart Scott posted 9.5 sacks in 2006.

### P Dave Zastudil

- Established an NFL single-season record with 46 punts inside the 20-yard line in 2012. Surpassed the previous record of 42, previously shared by three players—Andy Lee (SF, 2007), Ben Graham (Ari, 2009) and Steve Weatherford (NYJ, 2010).
- His 46.5-yard punting average ranked as the second-best season total in franchise history (47.0, Ben Graham, 2009).

### DE Calais Campbell

- Despite missing three games with a calf injury, recorded 65 tackles, 6.5 sacks, 11 tackles for loss, a team-high 14 QB hits and seven passes defended on the season. It marked his third straight season with at least 60 tackles and six sacks.
- After totaling 6.5 sacks in 2012, his 27.5 career sacks are good for 10th place on the franchise all-time sacks list.

### FS Kerry Rhodes

- Totaled 69 tackles and finished second on the team with four INTs, 12 passes defended and two forced fumbles. Dating back to 2010—his first season in Arizona—joins Oakland's Charles Woodson as the only NFL players with at least eight INTs and four sacks.

### K Jay Feely

- Posted 100 points for the year, marking his eighth career 100-point campaign and fourth in the last five years.



## 2012 DEFENSIVE STATISTICS

(based on coaches film review)

Name	TT	UT	AT	TFL	Sacks/Yds	INT	PD	FF	FR	QB	QB	SPECIAL TEAMS							
										PRS	HITS	TT	UT	AT	FF	FR	BP/K		
Daryl Washington	140	121	19	14	9/51	1	6	2	1	14	-	-	-	-	-	-	-	-	-
Paris Lenon	106	89	17	2	2/13	1	5	1	1	9	-	-	-	-	-	-	-	-	-
Kerry Rhodes	69	57	12	1	1/6	4	12	2	-	1	-	-	-	-	-	-	-	-	-
Calais Campbell	65	51	14	11	6.5/28	-	7	-	-	1	14	-	-	-	-	-	-	-	1
Adrian Wilson	63	37	26	4	3/20	1	5	1	-	3	2	-	-	-	-	-	-	-	1
William Gay	60	45	15	4	1/9	2	8	3	1	-	-	-	-	-	-	-	-	-	-
Patrick Peterson	59	50	9	2	-	7	17	-	1	-	-	-	-	-	-	-	-	-	-
Sam Acho	49	38	11	4	4/18	2	3	2	-	14	-	3	3	-	-	-	-	-	-
Quentin Groves	45	35	10	2	4/19	-	1	1	-	7	2	7	3	4	-	-	-	-	1
Dan Williams	41	30	11	3	-	-	1	-	1	-	2	-	-	-	-	-	-	-	-
O'Brien Schofield	36	28	8	6	4/37	-	-	-	-	11	-	-	-	-	-	-	-	-	-
Darnell Dockett	36	23	13	5	1.5/15	-	4	-	-	2	8	-	-	-	-	-	-	-	-
Greg Toler	27	25	2	1	-	2	9	-	-	-	-	1	1	-	-	-	-	-	-
Jamell Fleming	24	20	4	-	-	-	1	-	-	-	-	3	1	2	-	-	-	-	-
Rashad Johnson	15	13	2	-	-	2	-	-	1	-	-	11	8	3	-	-	-	-	-
Vonnie Holliday	15	7	8	1	-	-	1	-	1	1	2	-	-	-	-	-	-	-	-
David Carter	15	10	5	1	-	-	2	-	-	2	3	-	-	-	-	-	-	-	-
James Sanders	13	5	8	-	-	-	-	-	1	2	1	10	7	3	-	-	-	-	-
Reggie Walker	12	9	3	-	-	-	1	-	-	2	-	8	7	1	-	-	-	-	-
Nick Eason	10	7	3	-	1/7	-	-	-	-	1	-	-	-	-	-	-	-	-	-
Stewart Bradley	9	7	2	-	-	-	1	-	-	-	-	6	4	2	-	-	-	-	-
Ronald Talley	8	5	3	1	1/5	-	1	-	-	-	1	-	-	-	-	-	-	-	-
Michael Adams	3	2	1	-	-	-	5	-	-	-	-	15	10	5	-	2	-	-	-
Justin Bethel	1	1	-	-	-	-	-	-	-	-	-	14	12	2	-	-	-	-	-
Ricky Lumpkin	1	1	-	-	-	-	-	-	-	-	-	-	-	-	-	-	-	-	-
Zack Nash	1	-	1	-	-	-	-	-	-	-	-	5	2	3	-	-	-	-	-
Anthony Sherman	-	-	-	-	-	-	-	-	-	-	-	10	6	4	1	-	-	-	-
Mike Leach	-	-	-	-	-	-	-	-	-	-	-	6	4	2	-	1	-	-	-
Dave Zastudil	-	-	-	-	-	-	-	-	-	-	-	3	3	-	-	-	-	-	-
Jim Dray	-	-	-	-	-	-	-	-	-	-	-	3	1	2	-	-	-	-	-
Early Doucet	-	-	-	-	-	-	-	-	-	-	-	2	-	2	-	-	-	-	-
Jamaal Westerman	-	-	-	-	-	-	-	-	-	-	-	2	1	1	-	-	-	-	-
Alfonso Smith	-	-	-	-	-	-	-	-	-	-	-	2	2	-	-	-	-	-	-
LaRon Byrd	-	-	-	-	-	-	-	-	-	-	-	2	2	-	-	-	-	-	-
Jay Feely	-	-	-	-	-	-	-	-	-	-	-	2	-	2	-	-	-	-	-
Rob Housler	-	-	-	-	-	-	-	-	-	-	-	1	1	-	-	-	-	-	-

### MISCELLANEOUS:

**James Sanders:** 93-yard fumble return for a TD vs. Philadelphia, September 23

**Rashad Johnson:** 53-yard interception return for a TD vs. Detroit, December 16

**Greg Toler:** 102-yard interception return for a TD vs. Detroit, December 16

**Justin Bethel:** 82-yard return for a TD off Adrian Wilson blocked field goal vs. Chicago, December 23

## 2012 DEFENSIVE SUMMARIES

### SEPTEMBER 9, 2012 • CARDINALS VS. SEATTLE SEAHAWKS • SCORE: 20-16 (W)

Top Tacklers	Sacks	INTs	Forced Fumbles	Recovered Fumbles
D. Washington (10)	P. Lenon (2)	A. Wilson (1)	W. Gay (1)	P. Lenon (1)
W. Gay (7)	D. Washington (1)			
P. Lenon (6)				
O. Schofield (5)				
D. Dockett (5)				

### SEPTEMBER 16, 2012 • CARDINALS AT NEW ENGLAND PATRIOTS • SCORE: 20-18 (W)

Top Tacklers	Sacks	INTs	Forced Fumbles	Recovered Fumbles
D. Washington (13)	C. Campbell (2)	P. Peterson (1)		
C. Campbell (10)	S. Acho (1)			
P. Lenon (9)	Q. Groves (1)			
W. Gay (5)				
A. Wilson (5)				
J. Fleming (5)				

### SEPTEMBER 23, 2012 • CARDINALS VS. PHILADELPHIA EAGLES • SCORE: 27-6 (W)

Top Tacklers	Sacks	INTs	Forced Fumbles	Recovered Fumbles
D. Washington (6)	D. Washington (1)		K. Rhodes (1)	J. Sanders (1)
O. Schofield (6)	O. Schofield (1)		S. Acho (1)	D. Williams (1)
W. Gay (6)	Q. Groves (1)			
R. Johnson (5)	K. Rhodes (1)			
K. Rhodes (4)	S. Acho (1)			
J. Fleming (4)				

### SEPTEMBER 30, 2012 • CARDINALS VS. MIAMI DOLPHINS • SCORE: 24-21 (W)-OT

Top Tacklers	Sacks	INTs	Forced Fumbles	Recovered Fumbles
A. Wilson (10)	D. Washington (1)	G. Toler (1)	A. Wilson (1)	P. Peterson (1)
P. Lenon (8)	A. Wilson (1)	K. Rhodes (1)	D. Washington (1)	V. Holliday (1)
G. Toler (7)	S. Acho (1)			
D. Washington (5)	O. Schofield (1)			
K. Rhodes (5)				
C. Campbell (5)				
P. Peterson (5)				

### OCTOBER 4, 2012 • CARDINALS AT ST. LOUIS RAMS • SCORE: 17-3 (L)

Top Tacklers	Sacks	INTs	Forced Fumbles	Recovered Fumbles
O. Schofield (6)	D. Washington (1)	P. Peterson (1)		
D. Washington (6)				
P. Lenon (6)				
P. Peterson (5)				
G. Toler (4)				

### OCTOBER 14, 2012 • CARDINALS VS. BUFFALO BILLS • SCORE: 19-16 (L)-OT

Top Tacklers	Sacks	INTs	Forced Fumbles	Recovered Fumbles
D. Washington (14)	O. Schofield (2)	P. Peterson (1)	D. Washington (1)	W. Gay (1)
O. Schofield (7)				
P. Lenon (5)				
J. Fleming (5)				
C. Campbell (5)				

### OCTOBER 21, 2012 • CARDINALS AT MINNESOTA VIKINGS • SCORE: 21-14 (L)

Top Tacklers	Sacks	INTs	Forced Fumbles	Recovered Fumbles
D. Washington (9)	D. Washington (2)	S. Acho (1)		
A. Wilson (7)	N. Eason (1)	P. Lenon (1)		
J. Sanders (7)				
P. Lenon (5)				

### OCTOBER 29, 2012 • CARDINALS VS. SAN FRANCISCO 49ERS • SCORE: 24-3 (L)

Top Tacklers	Sacks	INTs	Forced Fumbles	Recovered Fumbles
P. Lenon (10)	D. Washington (2)			
D. Washington (8)	C. Campbell (1)			
C. Campbell (6)	D. Dockett (1)			
W. Gay (5)				
Q. Groves (5)				



## NOVEMBER 4, 2012 • CARDINALS AT GREEN BAY PACKERS • SCORE: 31-17 (L)

Top Tacklers	Sacks	INTs	Forced Fumbles	Recovered Fumbles
C. Campbell (9)	D. Dockett (.5)	W. Gay (1)	P. Lenon (1)	
D. Washington (8)	C. Campbell (.5)			
P. Lenon (7)				
D. Dockett (6)				
K. Rhodes (5)				
A. Wilson (5)				

## NOVEMBER 18, 2012 • CARDINALS AT ATLANTA FALCONS • SCORE: 23-19 (L)

Top Tacklers	Sacks	INTs	Forced Fumbles	Recovered Fumbles
D. Washington (12)	R. Talley (1)	W. Gay (1)	W. Gay (1)	R. Johnson (1)
Q. Groves (7)		D. Washington (1)	S. Acho (1)	
W. Gay (6)		S. Acho (1)		
P. Lenon (6)		R. Johnson (1)		
G. Toler (5)		K. Rhodes (1)		
P. Peterson (4)				
S. Acho (4)				

## NOVEMBER 25, 2012 • CARDINALS VS. ST. LOUIS RAMS • SCORE: 31-17 (L)

Top Tacklers	Sacks	INTs	Forced Fumbles	Recovered Fumbles
K. Rhodes (11)	D. Washington (1)	P. Peterson (1)	Q. Groves (1)	
D. Washington (9)	Q. Groves (1)			
Q. Groves (6)				
P. Lenon (5)				
P. Peterson (5)				

## DECEMBER 2, 2012 • CARDINALS AT NEW YORK JETS • SCORE: 7-6 (L)

Top Tacklers	Sacks	INTs	Forced Fumbles	Recovered Fumbles
D. Williams (10)	W. Gay (1)	K. Rhodes (2)	K. Rhodes (1)	D. Washington (1)
D. Washington (9)	A. Wilson (1)	P. Peterson (1)		
K. Rhodes (6)	S. Acho (1)			
P. Lenon (6)				
Q. Groves (6)				
W. Gay (5)				
A. Wilson (5)				

## DECEMBER 9, 2012 • CARDINALS AT SEATTLE SEAHAWKS • SCORE: 58-0 (L)

Top Tacklers	Sacks	INTs	Forced Fumbles	Recovered Fumbles
P. Lenon (14)	Q. Groves (1)	P. Peterson (1)		
S. Acho (9)				
C. Campbell (8)				
Q. Groves (6)				
D. Carter (5)				

## DECEMBER 16, 2012 • CARDINALS VS. DETROIT LIONS • SCORE: 38-10 (W)

Top Tacklers	Sacks	INTs	Forced Fumbles	Recovered Fumbles
C. Campbell (8)	C. Campbell (1)	P. Peterson (1)		
P. Peterson (7)	A. Wilson (1)	R. Johnson (1)		
D. Washington (7)		G. Toler (1)		
P. Lenon (5)				
W. Gay (5)				

## DECEMBER 23, 2012 • CARDINALS VS. CHICAGO BEARS • SCORE: 28-13 (L)

Top Tacklers	Sacks	INTs	Forced Fumbles	Recovered Fumbles
C. Campbell (8)	C. Campbell (1)			
D. Washington (8)				
P. Peterson (6)				
P. Lenon (5)				
D. Williams (5)				

## DECEMBER 30, 2012 • CARDINALS AT SAN FRANCISCO 49ERS • SCORE: 27-13 (L)

Top Tacklers	Sacks	INTs	Forced Fumbles	Recovered Fumbles
D. Washington (12)	C. Campbell (1)		W. Gay (1)	
D. Williams (8)				
K. Rhodes (7)				
S. Bradley (7)				
A. Wilson (6)				
W. Gay (6)				
P. Lenon (6)				



# STARTING LINEUPS

## OFFENSE

Opponent, Date	WR	LT	LG	C	RG	RT	TE	WR	QB	RB	TE
Seattle, Sep. 9	Roberts	Batiste	Colledge	Sendlein	Snyder	Massie	King	Fitzgerald	Skelton	Williams	Heap
	<b>WR</b>	<b>LT</b>	<b>LG</b>	<b>C</b>	<b>RG</b>	<b>RT</b>	<b>TE</b>	<b>WR</b>	<b>QB</b>	<b>RB</b>	<b>FB</b>
at New England, Sep. 16	Roberts	Batiste	Colledge	Sendlein	Snyder	Massie	King	Fitzgerald	Kolb	Wells	Sherman
Philadelphia, Sep. 23	Roberts	Batiste	Colledge	Sendlein	Snyder	Massie	King	Fitzgerald	Kolb	Wells	Sherman
	<b>WR</b>	<b>LT</b>	<b>LG</b>	<b>C</b>	<b>RG</b>	<b>RT</b>	<b>TE</b>	<b>WR</b>	<b>QB</b>	<b>RB</b>	<b>TE</b>
Miami, Sep. 30	Roberts	Batiste	Colledge	Sendlein	Snyder	Massie	King	Fitzgerald	Kolb	Williams	Housler
	<b>WR</b>	<b>LT</b>	<b>LG</b>	<b>C</b>	<b>RG</b>	<b>RT</b>	<b>TE</b>	<b>WR</b>	<b>QB</b>	<b>RB</b>	<b>WR</b>
at St. Louis, Oct. 4	Roberts	Batiste	Colledge	Sendlein	Snyder	Massie	Housler	Fitzgerald	Kolb	Williams	Doucet
	<b>WR</b>	<b>LT</b>	<b>LG</b>	<b>C</b>	<b>RG</b>	<b>RT</b>	<b>TE</b>	<b>WR</b>	<b>QB</b>	<b>RB</b>	<b>FB</b>
Buffalo, Oct. 14	Roberts	Batiste	Colledge	Sendlein	Snyder	Massie	King	Fitzgerald	Kolb	S-Howling	Mau'i a
	<b>WR</b>	<b>LT</b>	<b>LG</b>	<b>C</b>	<b>RG</b>	<b>RT</b>	<b>TE</b>	<b>WR</b>	<b>QB</b>	<b>RB</b>	<b>TE</b>
at Minnesota, Oct. 21	Roberts	Batiste	Colledge	Sendlein	Snyder	Massie	King	Fitzgerald	Skelton	S-Howling	Housler
San Francisco, Oct. 29	Roberts	Batiste	Colledge	Sendlein	Ohrnberger	Massie	King	Fitzgerald	Skelton	S-Howling	Housler
	<b>WR</b>	<b>LT</b>	<b>LG</b>	<b>C</b>	<b>RG</b>	<b>RT</b>	<b>TE</b>	<b>WR</b>	<b>QB</b>	<b>RB</b>	<b>WR</b>
at Green Bay, Nov. 4	Roberts	Batiste	Colledge	Sendlein	Ohrnberger	Massie	Housler	Fitzgerald	Skelton	S-Howling	Doucet
	<b>WR</b>	<b>LT</b>	<b>LG</b>	<b>C</b>	<b>RG</b>	<b>RT</b>	<b>TE</b>	<b>WR</b>	<b>QB</b>	<b>RB</b>	<b>TE</b>
at Atlanta, Nov. 18	Roberts	Potter	Colledge	Sendlein	Snyder	Massie	King	Fitzgerald	Skelton	S-Howling	Housler
St. Louis, Nov. 25	Roberts	Potter	Colledge	Sendlein	Snyder	Massie	King	Fitzgerald	Lindley	Wells	Housler
	<b>WR</b>	<b>LT</b>	<b>LG</b>	<b>C</b>	<b>RG</b>	<b>RT</b>	<b>TE</b>	<b>WR</b>	<b>QB</b>	<b>RB</b>	<b>WR</b>
at New York Jets, Dec. 2	Floyd	Potter	Colledge	Ohrnberger	Snyder	Massie	Housler	Fitzgerald	Lindley	Wells	Doucet
	<b>WR</b>	<b>LT</b>	<b>LG</b>	<b>C</b>	<b>RG</b>	<b>RT</b>	<b>TE</b>	<b>WR</b>	<b>QB</b>	<b>RB</b>	<b>FB</b>
at Seattle, Dec. 9	Roberts	Potter	Colledge	Ohrnberger	Snyder	Massie	King	Fitzgerald	Skelton	Wells	Sherman
	<b>WR</b>	<b>LT</b>	<b>LG</b>	<b>C</b>	<b>RG</b>	<b>RT</b>	<b>TE</b>	<b>WR</b>	<b>QB</b>	<b>RB</b>	<b>WR</b>
Detroit, Dec. 16	Roberts	Potter	Colledge	Snyder	McQuistan	Massie	Housler	Fitzgerald	Lindley	Wells	Floyd
	<b>WR</b>	<b>LT</b>	<b>LG</b>	<b>C</b>	<b>RG</b>	<b>RT</b>	<b>TE</b>	<b>WR</b>	<b>QB</b>	<b>RB</b>	<b>FB</b>
Chicago, Dec. 23	Roberts	Potter	Colledge	Snyder	McQuistan	Massie	King	Fitzgerald	Lindley	Wells	Sherman
	<b>WR</b>	<b>LT</b>	<b>LG</b>	<b>C</b>	<b>RG</b>	<b>RT</b>	<b>TE</b>	<b>WR</b>	<b>QB</b>	<b>RB</b>	<b>WR</b>
at San Francisco, Dec. 30	Roberts	Batiste	Colledge	Snyder	McQuistan	Massie	King	Fitzgerald	Hoyer	Powell	Floyd

## DEFENSE

Opponent, Date	DE	NT	DT	ROLB	ILB	ILB	LOLB	LCB	RCB	SS	FS
Seattle, Sep. 9	Campbell	Williams	Dockett	Acho	Lenon	Washington	Schofield	Peterson	Gay	Wilson	Rhodes
	<b>DE</b>	<b>DT</b>	<b>ROLB</b>	<b>ILB</b>	<b>ILB</b>	<b>LOLB</b>	<b>CB</b>	<b>LCB</b>	<b>RCB</b>	<b>SS</b>	<b>FS</b>
at New England, Sep. 16	Campbell	Dockett	Acho	Lenon	Washington	Schofield	Fleming	Peterson	Gay	Wilson	Rhodes
	<b>DE</b>	<b>NT</b>	<b>DT</b>	<b>ROLB</b>	<b>ILB</b>	<b>ILB</b>	<b>LOLB</b>	<b>LCB</b>	<b>RCB</b>	<b>SS</b>	<b>FS</b>
Philadelphia, Sep. 23	Campbell	Williams	Dockett	Acho	Lenon	Washington	Schofield	Peterson	Gay	Johnson	Rhodes
Miami, Sep. 30	Campbell	Williams	Eason	Acho	Lenon	Washington	Schofield	Peterson	Gay	Wilson	Rhodes
at St. Louis, Oct. 4	Campbell	Williams	Dockett	Acho	Lenon	Washington	Schofield	Peterson	Toler	Wilson	Rhodes
	<b>DE</b>	<b>DT</b>	<b>ROLB</b>	<b>ILB</b>	<b>ILB</b>	<b>LOLB</b>	<b>CB</b>	<b>LCB</b>	<b>RCB</b>	<b>SS</b>	<b>FS</b>
Buffalo, Oct. 14	Campbell	Dockett	Acho	Lenon	Washington	Schofield	Fleming	Peterson	Gay	Wilson	Rhodes
	<b>DE</b>	<b>NT</b>	<b>DT</b>	<b>ROLB</b>	<b>ILB</b>	<b>ILB</b>	<b>LOLB</b>	<b>LCB</b>	<b>RCB</b>	<b>SS</b>	<b>FS</b>
at Minnesota, Oct. 21	Campbell	Williams	Dockett	Acho	Lenon	Washington	Schofield	Peterson	Gay	Wilson	Johnson
San Francisco, Oct. 29	Campbell	Williams	Dockett	Acho	Lenon	Washington	Schofield	Peterson	Gay	Wilson	Rhodes
	<b>DE</b>	<b>DT</b>	<b>ROLB</b>	<b>ILB</b>	<b>ILB</b>	<b>LOLB</b>	<b>CB</b>	<b>LCB</b>	<b>RCB</b>	<b>SS</b>	<b>FS</b>
at Green Bay, Nov. 4	Campbell	Dockett	Acho	Lenon	Washington	Schofield	Fleming	Peterson	Gay	Wilson	Rhodes
at Atlanta, Nov. 18	Carter	Dockett	Acho	Lenon	Washington	Groves	Toler	Peterson	Gay	Johnson	Rhodes
	<b>DE</b>	<b>NT</b>	<b>DT</b>	<b>ROLB</b>	<b>ILB</b>	<b>ILB</b>	<b>LOLB</b>	<b>LCB</b>	<b>RCB</b>	<b>SS</b>	<b>FS</b>
St. Louis, Nov. 25	Carter	Williams	Dockett	Acho	Lenon	Washington	Groves	Peterson	Gay	Wilson	Rhodes
at New York Jets, Dec. 2	Talley	Williams	Dockett	Acho	Lenon	Washington	Groves	Peterson	Gay	Wilson	Rhodes
at Seattle, Dec. 9	Campbell	Williams	Carter	Acho	Lenon	Washington	Groves	Peterson	Gay	Wilson	Rhodes
Detroit, Dec. 16	Campbell	Carter	Dockett	Acho	Lenon	Washington	Groves	Peterson	Gay	Wilson	Rhodes
Chicago, Dec. 23	Campbell	Williams	Dockett	Acho	Lenon	Washington	Groves	Peterson	Gay	Wilson	Rhodes
at San Francisco, Dec. 30	Holliday	Williams	Dockett	Acho	Lenon	Washington	Groves	Peterson	Gay	Wilson	Rhodes



## GAME-BY-GAME OFFENSE

	9/9 vs. Seattle	9/16 @ New England	9/23 vs. Philadelphia	9/30 vs. Miami	10/4 @ St. Louis	10/14 vs. Buffalo	10/21 @ Minnesota	10/29 vs. San Francisco	11/4 @ Green Bay	11/18 @ Atlanta	11/25 vs. St. Louis	12/2 @ New York Jets	12/9 @ Seattle	12/16 vs. Detroit	12/23 vs. Chicago	12/30 @ San Francisco	Totals
<b>First Downs</b>	<b>18</b>	<b>16</b>	<b>16</b>	<b>19</b>	<b>20</b>	<b>20</b>	<b>21</b>	<b>16</b>	<b>16</b>	<b>7</b>	<b>24</b>	<b>5</b>	<b>10</b>	<b>12</b>	<b>15</b>	<b>11</b>	<b>246</b>
Rushing	2	8	3	3	4	10	5	0	3	4	6	2	2	6	0	3	58
Passing	13	7	12	18	13	9	15	15	13	3	16	2	6	4	14	8	168
Penalty	3	1	1	1	3	1	1	1	0	0	2	1	2	2	1	0	20
<b>Third Downs</b>	<b>10</b>	<b>14</b>	<b>15</b>	<b>16</b>	<b>19</b>	<b>16</b>	<b>14</b>	<b>14</b>	<b>15</b>	<b>16</b>	<b>13</b>	<b>15</b>	<b>14</b>	<b>12</b>	<b>15</b>	<b>12</b>	<b>230</b>
Converted	3	4	6	4	7	5	5	2	4	2	4	0	4	2	3	3	58
Efficiency	30.0%	28.6%	40.0%	25.0%	36.8%	31.3%	35.7%	14.3%	26.7%	12.5%	30.8%	0%	28.6%	16.7%	20.0%	25.0%	25.2%
<b>Fourth Downs</b>	<b>0</b>	<b>0</b>	<b>1</b>	<b>2</b>	<b>2</b>	<b>2</b>	<b>2</b>	<b>4</b>	<b>2</b>	<b>1</b>	<b>2</b>	<b>2</b>	<b>1</b>	<b>0</b>	<b>2</b>	<b>1</b>	<b>24</b>
Converted	0	0	0	2	0	2	0	2	1	0	0	1	0	0	1	1	10
Efficiency	0%	0%	0%	100%	0%	100%	0%	50%	50%	0%	0%	50%	0%	0%	50%	100%	41.7%
<b>Total Net Yards</b>	<b>253</b>	<b>242</b>	<b>292</b>	<b>297</b>	<b>282</b>	<b>332</b>	<b>356</b>	<b>265</b>	<b>340</b>	<b>178</b>	<b>375</b>	<b>137</b>	<b>154</b>	<b>196</b>	<b>248</b>	<b>262</b>	<b>4209</b>
Plays	57	61	61	71	76	71	69	65	66	56	77	54	58	51	72	53	1018
Avg./Play	4.4	4.0	4.8	4.2	3.7	4.7	5.2	4.1	5.2	3.2	4.9	2.5	2.7	3.8	3.4	4.9	4.1
<b>Net Yards Rushing</b>	<b>43</b>	<b>102</b>	<b>99</b>	<b>28</b>	<b>45</b>	<b>182</b>	<b>126</b>	<b>7</b>	<b>54</b>	<b>137</b>	<b>74</b>	<b>81</b>	<b>43</b>	<b>99</b>	<b>29</b>	<b>55</b>	<b>1204</b>
Attempts	20	32	34	15	17	30	26	9	18	26	23	21	16	29	19	17	352
Avg./Rush	2.2	3.2	2.9	1.9	2.6	6.1	4.8	0.8	3.0	5.3	3.2	3.9	2.7	3.4	1.5	3.2	3.4
Touchdowns	1	1	0	0	0	0	1	0	1	1	2	0	0	3	0	0	10
<b>Net Yards Passing</b>	<b>210</b>	<b>140</b>	<b>193</b>	<b>269</b>	<b>237</b>	<b>150</b>	<b>230</b>	<b>258</b>	<b>286</b>	<b>41</b>	<b>301</b>	<b>56</b>	<b>111</b>	<b>97</b>	<b>219</b>	<b>207</b>	<b>3005</b>
Sacks	1	2	3	8	9	5	7	4	2	3	2	2	3	1	4	2	58
Yards Lost	5	0	29	55	52	23	32	32	20	29	11	16	22	7	27	18	378
Gross Yards	215	140	222	324	289	173	262	290	306	70	312	72	133	104	246	225	3383
Attempts	36	27	24	48	50	36	36	52	46	27	52	31	39	21	49	34	608
Completions	20	15	17	29	28	16	25	32	23	11	31	10	19	14	28	19	337
Pct.	55.6%	55.6%	70.8%	60.4%	56.0%	44.4%	69.4%	61.5%	50.0%	40.7%	59.6%	32.3%	48.7%	66.7%	57.1%	55.9%	55.4%
Touchdowns	1	1	2	3	0	1	1	0	1	0	0	0	0	0	0	1	11
Interceptions	1	0	0	2	0	2	1	1	1	0	4	1	4	1	2	1	21
Yards Per Attempt	5.7	4.8	7.1	4.8	4.0	3.7	5.3	4.6	6.0	1.4	5.6	1.7	2.6	4.4	4.1	5.8	4.5
<b>Kickoffs-EZ-TB</b>	<b>5-5-2</b>	<b>5-5-3</b>	<b>5-3-2</b>	<b>4-4-3</b>	<b>2-2-1</b>	<b>7-4-3</b>	<b>3-2-0</b>	<b>2-2-1</b>	<b>4-3-1</b>	<b>6-6-4</b>	<b>3-3-2</b>	<b>2-1-0</b>	<b>1-1-0</b>	<b>7-7-5</b>	<b>4-1-1</b>	<b>4-2-1</b>	<b>64-51-29</b>
<b>Punting</b>	<b>5</b>	<b>6</b>	<b>6</b>	<b>9</b>	<b>7</b>	<b>5</b>	<b>6</b>	<b>7</b>	<b>8</b>	<b>8</b>	<b>6</b>	<b>10</b>	<b>6</b>	<b>9</b>	<b>8</b>	<b>6</b>	<b>112</b>
Average	47.6	46.7	47.2	48.3	45.7	51.8	39.0	47.3	43.0	50.9	48.2	44.8	46.7	44.2	44.8	50.8	46.5
Net Average	37.6	42.5	41.2	47.3	40.6	41.8	39.0	36.0	37.3	42.9	45.2	41.1	40.2	42.0	42.5	42.8	41.4
Had Blocked	0	0	0	0	0	0	0	0	0	0	0	0	0	0	0	0	0
<b>FG-PAT Had Blocked</b>	<b>0-0</b>	<b>0-0</b>	<b>0-0</b>	<b>0-0</b>	<b>0-0</b>	<b>1-0</b>	<b>0-0</b>	<b>0-0</b>	<b>0-0</b>	<b>0-0</b>	<b>0-0</b>	<b>0-0</b>	<b>0-0</b>	<b>0-0</b>	<b>0-0</b>	<b>0-0</b>	<b>1-0</b>
<b>Penalties/Yards</b>	<b>10-102</b>	<b>5-39</b>	<b>6-60</b>	<b>6-62</b>	<b>5-35</b>	<b>7-67</b>	<b>9-82</b>	<b>7-51</b>	<b>8-57</b>	<b>5-43</b>	<b>7-56</b>	<b>4-30</b>	<b>9-79</b>	<b>6-50</b>	<b>4-25</b>	<b>5-34</b>	<b>102-857</b>
<b>Fumbles/Lost</b>	<b>2-1</b>	<b>2-2</b>	<b>0-0</b>	<b>4-0</b>	<b>1-1</b>	<b>0-0</b>	<b>2-1</b>	<b>0-0</b>	<b>3-1</b>	<b>1-1</b>	<b>0-0</b>	<b>0-0</b>	<b>5-4</b>	<b>1-0</b>	<b>3-1</b>	<b>1-1</b>	<b>25-13</b>
<b>Touchdowns</b>	<b>2</b>	<b>2</b>	<b>3</b>	<b>3</b>	<b>0</b>	<b>1</b>	<b>2</b>	<b>0</b>	<b>2</b>	<b>1</b>	<b>2</b>	<b>0</b>	<b>0</b>	<b>5</b>	<b>1</b>	<b>1</b>	<b>25</b>
Rushing	1	1	0	0	0	0	1	0	1	1	2	0	0	3	0	0	10
Passing	1	1	2	3	0	1	1	0	1	0	0	0	0	0	0	1	11
Returns	0	0	1	0	0	0	0	0	0	0	0	0	0	2	1	0	4
<b>PAT/2-Point Made/Att.</b>	<b>2-2</b>	<b>2-2</b>	<b>3-3</b>	<b>3-3</b>	<b>0-0</b>	<b>1-1</b>	<b>2-2</b>	<b>0-0</b>	<b>2-2</b>	<b>1-1</b>	<b>2-2</b>	<b>0-0</b>	<b>0-0</b>	<b>5-5</b>	<b>1-1</b>	<b>1-1</b>	<b>25-25</b>
Kicking Made/Att.	2-2	2-2	3-3	3-3	0-0	1-1	2-2	0-0	2-2	1-1	2-2	0-0	0-0	5-5	1-1	1-1	25-25
2-pt Rushing Made/Att.	0-0	0-0	0-0	0-0	0-0	0-0	0-0	0-0	0-0	0-0	0-0	0-0	0-0	0-0	0-0	0-0	0-0
2-pt Passing Made/Att.	0-0	0-0	0-0	0-0	0-0	0-0	0-0	0-0	0-0	0-0	0-0	0-0	0-0	0-0	0-0	0-0	0-0
<b>Field Goals Made/Att.</b>	<b>2-2</b>	<b>2-2</b>	<b>2-2</b>	<b>1-1</b>	<b>1-2</b>	<b>3-4</b>	<b>0-1</b>	<b>1-1</b>	<b>1-1</b>	<b>4-4</b>	<b>1-1</b>	<b>2-2</b>	<b>0-0</b>	<b>1-1</b>	<b>2-2</b>	<b>2-2</b>	<b>25-28</b>
<b>Safeties Awarded</b>	<b>0</b>	<b>0</b>	<b>0</b>	<b>0</b>	<b>0</b>	<b>0</b>	<b>0</b>	<b>0</b>	<b>0</b>	<b>0</b>	<b>0</b>	<b>0</b>	<b>0</b>	<b>0</b>	<b>0</b>	<b>0</b>	<b>0</b>
<b>Points Scored</b>	<b>20</b>	<b>20</b>	<b>27</b>	<b>24</b>	<b>3</b>	<b>16</b>	<b>14</b>	<b>3</b>	<b>17</b>	<b>19</b>	<b>17</b>	<b>6</b>	<b>0</b>	<b>38</b>	<b>13</b>	<b>13</b>	<b>250</b>
<b>Time Of Possession</b>	<b>26:26</b>	<b>28:19</b>	<b>34:33</b>	<b>31:31</b>	<b>34:22</b>	<b>32:28</b>	<b>35:05</b>	<b>28:44</b>	<b>26:30</b>	<b>27:19</b>	<b>31:51</b>	<b>21:52</b>	<b>25:33</b>	<b>28:46</b>	<b>31:55</b>	<b>23:57</b>	<b>29:01</b>

# GAME-BY-GAME DEFENSE

	9/9 vs. Seattle	9/16 @ New England	9/23 vs. Philadelphia	9/30 vs. Miami	10/4 @ St. Louis	10/14 vs. Buffalo	10/21 @ Minnesota	10/29 vs. San Francisco	11/4 @ Green Bay	11/18 @ Atlanta	11/25 vs. St. Louis	12/2 @ New York Jets	12/9 @ Seattle	12/16 vs. Detroit	12/23 vs. Chicago	12/30 @ San Francisco	Totals
<b>First Downs</b>	<b>18</b>	<b>25</b>	<b>16</b>	<b>21</b>	<b>12</b>	<b>19</b>	<b>12</b>	<b>15</b>	<b>20</b>	<b>20</b>	<b>15</b>	<b>20</b>	<b>22</b>	<b>18</b>	<b>15</b>	<b>20</b>	<b>288</b>
Rushing	5	8	4	5	6	9	7	4	8	4	6	8	13	5	8	7	107
Passing	9	17	12	15	6	9	2	10	11	15	8	9	7	12	6	12	160
Penalty	4	0	0	1	0	1	3	1	1	1	1	3	2	1	1	1	21
<b>Third Downs</b>	<b>16</b>	<b>15</b>	<b>14</b>	<b>16</b>	<b>14</b>	<b>13</b>	<b>10</b>	<b>12</b>	<b>15</b>	<b>16</b>	<b>11</b>	<b>14</b>	<b>11</b>	<b>18</b>	<b>13</b>	<b>14</b>	<b>222</b>
Converted	5	5	5	6	4	4	1	6	6	7	3	5	3	6	3	4	73
Efficiency	31.3%	33.3%	35.7%	37.5%	28.6%	30.8%	10.0%	50.0%	40.0%	43.8%	27.3%	35.7%	27.3%	33.3%	23.1%	28.6%	32.9%
<b>Fourth Downs</b>	<b>1</b>	<b>0</b>	<b>1</b>	<b>1</b>	<b>0</b>	<b>0</b>	<b>1</b>	<b>0</b>	<b>0</b>	<b>0</b>	<b>0</b>	<b>0</b>	<b>1</b>	<b>2</b>	<b>0</b>	<b>2</b>	<b>9</b>
Converted	0	0	0	1	0	0	1	0	0	0	0	0	0	0	0	2	4
Efficiency	0%	0%	0%	100%	0%	0%	100%	0%	0%	0%	0%	0%	0%	0%	0%	100%	44.4%
<b>Total Net Yards</b>	<b>254</b>	<b>387</b>	<b>307</b>	<b>480</b>	<b>242</b>	<b>306</b>	<b>209</b>	<b>317</b>	<b>384</b>	<b>354</b>	<b>367</b>	<b>289</b>	<b>493</b>	<b>312</b>	<b>297</b>	<b>407</b>	<b>5405</b>
Plays	70	78	63	74	54	68	47	52	70	71	54	74	65	74	60	67	1041
Avg./Play	3.6	5.0	4.9	6.5	4.5	4.5	4.4	6.1	5.5	5.0	6.8	3.9	7.6	4.2	5.0	6.1	5.2
<b>Net Yards Rushing</b>	<b>115</b>	<b>90</b>	<b>113</b>	<b>86</b>	<b>111</b>	<b>165</b>	<b>166</b>	<b>113</b>	<b>176</b>	<b>58</b>	<b>173</b>	<b>177</b>	<b>284</b>	<b>84</b>	<b>152</b>	<b>129</b>	<b>2192</b>
Attempts	33	28	21	29	32	33	27	29	39	24	34	43	42	22	33	37	506
Avg./Rush	3.5	3.2	5.4	3.0	3.5	5.0	6.1	3.9	4.5	2.4	5.1	4.1	6.8	3.8	4.6	3.5	4.3
Touchdowns	0	0	0	1	0	2	1	0	0	1	0	0	4	1	1	1	12
<b>Net Yards Passing</b>	<b>139</b>	<b>297</b>	<b>194</b>	<b>394</b>	<b>131</b>	<b>141</b>	<b>43</b>	<b>204</b>	<b>208</b>	<b>296</b>	<b>194</b>	<b>112</b>	<b>209</b>	<b>228</b>	<b>145</b>	<b>278</b>	<b>3213</b>
Sacks	3	4	5	4	1	2	3	4	1	1	2	3	1	2	1	1	38
Yards Lost	14	19	23	37	10	12	15	28	10	5	11	14	7	18	1	4	228
Gross Yards	153	316	217	431	141	153	58	232	218	301	205	126	216	246	146	282	3441
Attempts	34	46	37	41	21	33	17	19	30	46	18	28	22	50	26	29	497
Completions	18	28	17	26	7	18	8	18	14	28	8	15	12	24	12	17	270
Pct.	52.9%	60.9%	45.9%	63.4%	33.3%	54.5%	47.1%	94.7%	46.7%	60.9%	44.4%	53.6%	54.5%	48.0%	46.2%	58.6%	54.3%
Touchdowns	1	1	0	1	2	0	1	3	4	0	2	1	1	0	1	2	20
Interceptions	1	1	0	2	1	1	2	0	1	5	1	3	1	3	0	0	22
Yards Per Attempt	3.8	5.9	4.6	8.8	6.0	4.0	2.2	8.9	6.7	6.3	9.7	3.6	9.1	4.4	5.4	9.3	6.0
<b>Kickoffs-EZ-TB</b>	<b>5-5-4</b>	<b>6-5-4</b>	<b>3-2-2</b>	<b>6-6-3</b>	<b>4-4-4</b>	<b>3-3-1</b>	<b>4-4-3</b>	<b>5-5-5</b>	<b>6-4-3</b>	<b>5-5-1</b>	<b>6-6-3</b>	<b>2-1-0</b>	<b>11-8-2</b>	<b>3-3-1</b>	<b>5-5-3</b>	<b>6-4-1</b>	<b>80-70-40</b>
<b>Punting</b>	<b>4</b>	<b>6</b>	<b>5</b>	<b>5</b>	<b>7</b>	<b>8</b>	<b>7</b>	<b>5</b>	<b>6</b>	<b>4</b>	<b>6</b>	<b>6</b>	<b>3</b>	<b>8</b>	<b>9</b>	<b>4</b>	<b>93</b>
Average	46.3	28.7	50.0	44.2	56.9	44.0	40.0	48.8	42.5	51.3	43.3	43.8	42.0	47.0	43.8	46.3	44.8
Net Average	37.0	24.8	39.6	40.6	46.0	37.0	39.0	45.8	36.0	47.0	33.5	42.3	38.3	40.3	40.3	42.0	38.1
Had Blocked	0	1	0	0	0	0	0	0	0	0	0	0	0	0	0	0	1
<b>FG-PAT Had Blocked</b>	<b>1-0</b>	<b>0-0</b>	<b>0-0</b>	<b>0-0</b>	<b>0-0</b>	<b>0-0</b>	<b>0-0</b>	<b>0-0</b>	<b>0-0</b>	<b>0-0</b>	<b>0-0</b>	<b>0-0</b>	<b>0-0</b>	<b>0-0</b>	<b>1-0</b>	<b>0-0</b>	<b>2-0</b>
<b>Penalties/Yards</b>	<b>13-90</b>	<b>8-60</b>	<b>5-65</b>	<b>4-40</b>	<b>7-60</b>	<b>4-34</b>	<b>7-35</b>	<b>10-80</b>	<b>1-5</b>	<b>5-35</b>	<b>10-84</b>	<b>3-20</b>	<b>10-97</b>	<b>7-63</b>	<b>2-12</b>	<b>3-25</b>	<b>100-810</b>
<b>Fumbles/Lost</b>	<b>2-1</b>	<b>0-0</b>	<b>3-3</b>	<b>2-2</b>	<b>0-0</b>	<b>1-1</b>	<b>0-0</b>	<b>0-0</b>	<b>1-0</b>	<b>2-1</b>	<b>1-0</b>	<b>1-1</b>	<b>0-0</b>	<b>1-1</b>	<b>2-1</b>	<b>1-0</b>	<b>17-11</b>
<b>Touchdowns</b>	<b>1</b>	<b>1</b>	<b>0</b>	<b>2</b>	<b>2</b>	<b>2</b>	<b>3</b>	<b>3</b>	<b>4</b>	<b>2</b>	<b>4</b>	<b>1</b>	<b>7</b>	<b>1</b>	<b>4</b>	<b>3</b>	<b>40</b>
Rushing	0	0	0	1	0	2	1	0	0	1	0	0	4	1	1	1	12
Passing	1	1	0	1	2	0	1	3	4	0	2	1	1	0	1	2	20
Returns	0	0	0	0	0	0	1	0	0	1	2	0	2	0	2	0	8
<b>PAT/ 2-Point Made/Att.</b>	<b>1-1</b>	<b>0-1</b>	<b>0-0</b>	<b>2-2</b>	<b>2-2</b>	<b>2-2</b>	<b>3-3</b>	<b>3-3</b>	<b>4-4</b>	<b>2-2</b>	<b>4-4</b>	<b>1-1</b>	<b>7-7</b>	<b>1-1</b>	<b>4-4</b>	<b>3-3</b>	<b>39-40</b>
Kicking Made/Att.	1-1	0-0	0-0	1-1	2-2	2-2	3-3	3-3	4-4	2-2	4-4	1-1	7-7	1-1	4-4	3-3	38-38
2-pt Rushing Made/Att.	0-0	0-0	0-0	0-0	0-0	0-0	0-0	0-0	0-0	0-0	0-0	0-0	0-0	0-0	0-0	0-0	0-0
2-pt Passing Made/Att.	0-0	0-1	0-0	1-1	0-0	0-0	0-0	0-0	0-0	0-0	0-0	0-0	0-0	0-0	0-0	0-0	1-2
<b>Field Goals Made/Att.</b>	<b>3-4</b>	<b>4-5</b>	<b>2-2</b>	<b>2-3</b>	<b>1-1</b>	<b>1-1</b>	<b>0-0</b>	<b>1-1</b>	<b>1-2</b>	<b>3-3</b>	<b>1-2</b>	<b>0-2</b>	<b>3-3</b>	<b>1-1</b>	<b>0-1</b>	<b>2-4</b>	<b>25-35</b>
<b>Safeties Allowed</b>	<b>0</b>	<b>0</b>	<b>0</b>	<b>0</b>	<b>0</b>	<b>1</b>	<b>0</b>	<b>0</b>	<b>0</b>	<b>0</b>	<b>0</b>	<b>0</b>	<b>0</b>	<b>0</b>	<b>0</b>	<b>0</b>	<b>1</b>
<b>Points Allowed</b>	<b>16</b>	<b>18</b>	<b>6</b>	<b>21</b>	<b>17</b>	<b>19</b>	<b>21</b>	<b>24</b>	<b>31</b>	<b>23</b>	<b>31</b>	<b>7</b>	<b>58</b>	<b>10</b>	<b>28</b>	<b>27</b>	<b>357</b>
<b>Time Of Possession</b>	<b>33:34</b>	<b>31:41</b>	<b>25:27</b>	<b>35:00</b>	<b>25:38</b>	<b>31:22</b>	<b>24:55</b>	<b>31:16</b>	<b>33:30</b>	<b>32:41</b>	<b>28:09</b>	<b>38:08</b>	<b>34:27</b>	<b>31:14</b>	<b>28:05</b>	<b>36:03</b>	<b>30:59</b>

## 2012 GAME SUMMARIES



### CARDINALS 20, SEAHAWKS 16

SEPTEMBER 9, 2012  
UNIV. OF PHOENIX STADIUM - (60,032)



The Cardinals earned a hard-fought week 1 victory by relying on a stout defense and resilient offense. Despite talking over in some tough spots following turnovers and long kick returns, the AZ defense was strong and allowed just one TD in 70 plays. It helped keep the game close, especially as the offense struggled to find its rhythm in the 2nd half. However, that offense produced when it needed to most and under some very adverse conditions. Starter John Skelton, who had won the job in preseason, was knocked from the game with an ankle injury with just over 8 minutes to play. In came Kevin Kolb with the Cards down 3. He proved more than capable and led the go-ahead TD drive. After that, the Cards defense had to turn away one last Seattle threat in a furious and controversial finish.

Seattle's game-opening drive ended when Steven Hauschka's 50-yard FG try was blocked by Calais Campbell, the 6th block of his career. However, 2 plays later RB Ryan Williams fumbled it back to SEA at the AZ42, setting up a 27-yard FG. The Cards answered with a 13-play, 75-yard drive that reached the 3 & tied it with a 21-yard Jay Feely FG. WR Andre Roberts keyed the effort with a 15-yard reverse and 2-26 receiving. AZ took the lead on its next drive when LaRod Stephens-Howling scored from a yard out to make it 10-3.

The Cards took advantage of a Paris Lenon fumble recovery and went up 10 early in the 3rd thanks to a 31-yard Feely FG. That lead would soon disappear as Seattle scored 13 straight. Leon Washington's 83-yard KOR set-up a 10-yard Russell Wilson TD pass to Sidney Rice. On the next play from scrimmage Skelton tried to throw it away but was INT'd on the sideline at the AZ34 by CB Richard Sherman. The Cards D forced Seattle to settle for a 47-yard game-tying FG. After a 3-n-out by AZ, Washington returned the ensuing punt 52 yards to the AZ16. Despite being handed another short field, the defense again answered and Seattle had to settle for a 39-yard FG after netting minus-5 yards in 3 plays. Trailing 16-13, a Skelton-to-Roberts pass gave AZ its first 1st down of the 2nd half with 8:18 to play. However, Skelton injured his ankle on the play and Kolb entered. Despite no reps during the week & little warm-up he crisply operated the hurry-up offense and moved the Cards to the SEA6. On 2nd-n-goal from there, he hit Roberts for the go-ahead TD. On the drive he was 6-8 passing for 66 yards and a TD. The Cards defense would then have to answer one more time. Seattle took over at its own 20 with 4:58 to play and 2 timeouts. With :52 to play they had advanced to the AZ13. From there the Seahawks would run 13 more plays and be given an extra timeout due to an officiating error amidst great confusion. However, they would not find the end zone and when Wilson's 4th-n-goal pass from the 4 fell incomplete, Arizona emerged with the victory.

	1	2	3	4	OT	F
SEAHAWKS	3	0	10	3	—	16
CARDINALS	3	7	3	7	—	20

Team	Qtr.	Time	Scoring Play	Drive	Score
Seahawks	1	7:26	Hauschka 27-yd FG	7-33, 2:58	3-0
CARDS	1	0:34	Feely 21-yd FG	13-75, 6:52	3-3
CARDS	2	5:58	Stephens-Howling 1-yd run (Feely kick)	11-58, 5:22	3-10
CARDS	3	9:59	Feely 31-yd FG	4-4, 1:04	3-13
Seahawks	3	7:51	Rice 10-yd pass from Wilson (Hauschka kick)	5-24, 2:08	10-13
Seahawks	3	5:13	Hauschka 47-yd FG	4-5, 2:29	13-13
Seahawks	4	9:20	Hauschka 39-yd FG	4-(-)1:38	16-13
CARDS	4	4:59	Roberts 6-yd pass from Kolb (Feely kick)	11-80, 4:21	16-20

### STATISTICS

	SEA	AZ
First Downs	18	18
3rd Down Eff. (Pct)	5-16 (31)	3-10 (30)
Total Plays	70	57
Avg. Gain	3.6	4.4
Rushes-Yards	33-115	20-43
Net Passing Yards	139	210
Total Net Yards	254	253
Passing (A-C-I)	34-18-1	36-20-1
Sacked by Opp.	3-14	1-4
Punts-Average	4-46.3	5-47.6
Fumbles-Lost	2-1	2-1
Penalties	13-90	10-102
Time of Possession	33:34	26:26

#### Weather: Indoors

#### RUSHING

**Seahawks:** Lynch 21-85; Wilson 8-20; Turbin 2-5.  
**CARDS:** Roberts 1-15; Wells 7-14; Williams 8-9; Stephens-Howling 2-14 TD; Skelton 1-2; Kolb 1(-1).

#### PASSING

**Seahawks:** Wilson 18-34, 153 yds, 1 TD, 1 INT.  
**CARDS:** Skelton 14-28, 149 yds, 0 TD, 1 INT; Kolb 6-8, 66 yds, 1 TD, 0 INT.

#### RECEIVING

**Seahawks:** Edwards 5-43; Rice 4-36 TD; Miller 3-40; Lynch 2-12; Baldwin 2-5; Martin 1-15; Turbin 1-2.

**CARDS:** Roberts 5-54, TD; Fitzgerald 4-63; Doucet 3-37; Heap 3-32; Williams 2-17; King 2-8; Stephens-Howling 1-4.

#### INTERCEPTIONS

**Seahawks:** Sherman 1-0.  
**CARDS:** Wilson 1(-2); Peterson 0-18.



### CARDINALS 20, PATRIOTS 18

SEPTEMBER 16, 2012  
GILLETTE STADIUM - (68,756)



To say Feely gave the Cardinals a chance against the defending AFC champs would be an understatement. The heavily favored Pats were 10-0 in home openers at Gillette Stadium and QB Tom Brady had won 35 of his last 36 home starts. But an incredible defensive effort along with key plays from the offense & special teams gave AZ a late lead. That lead was in peril after a seemingly dangerous fumble deep in AZ territory with 1:10 left. However the Pats go-ahead FG try with :01 missed left and the Cards moved to 2-0 with the victory. The D held NE's offense under 20 points and sacked Brady 4 times. The offense was led by QB Kevin Kolb who started in place of John Skelton (ankle) and threw 1 TD while running for another.

On the game's first drive AZ moved 60 yards in 13 plays and got on the board with a 38-yard Jay Feely FG. On NE's first play DT Darnell Dockett tipped a Brady pass at the line and CB Patrick Peterson made a diving INT at the NE36. That led to a 47-yard Feely FG and a 6-0 AZ lead. On the ensuing drive the Pats moved to the AZ28 but no further and Stephen Gostkowski's 46-yard FG made it 6-3. Early in the 2nd quarter RB Stevan Ridley (4-31) helped NE advance to the AZ11. However the defense held them to just a FG and the game was tied on Gostkowski's 34-yarder. On the next AZ drive Kolb scrambled on 3rd-n-6 but fumbled and the Pats recovered at the NE48. The Cardinals D again answered in a big way, sacking Brady on 2 of the next 3 plays with takeaways by LBS Sam Acho (-10) and Quentin Groves (-7) forcing a key 3-n-out.

On the first play of the 2nd half, Brady connected with WR Wes Welker on a 36-yard pass to the AZ24 but the Pats got just 11 more after that and Gostkowski's 50-yard FG gave them a 9-6 lead. Their next drive started at their own 10 and the Cards D forced a 3-n-out. Quentin Groves then broke through to block the Zoltan Mesko punt which went out at the NE2. Three plays later, Kolb hit WR Andre Roberts for the go-ahead TD. The key play of the next drive came on 3rd-n-6 at the AZ30 when Dockett blew up RB Danny Woodhead for a 9-yard loss and forced a punt instead of a FG try. Kolb then led a gritty 9-play, 75-yard drive and capped it with a 5-yard TD run up the middle. Pivotal were completions of 11 & 28 yards to TE Todd Heap and WR Early Doucet absorbing a big hit to make a 9-yard catch on 3rd-n-6. The Cards held that 20-9 lead until Gostkowski's 53-yard FG cut the lead to 8 with 6:45 left. On their next drive, Brady completed an 11-play, 82-yard drive with a 5-yard TD to TE Rob Gronkowski but Kerry Rhodes broke up the pass on the 2-point try, preserving a 20-18 AZ lead. With 2:06 left the Cards took over at their own 20. They picked up a 1st down and with 1:10 left faced 3rd-n-13 at the NE35 when RB Ryan Williams fumbled and Vince Wilfork recovered at the AZ30. An apparent 30-yard Woodhead TD run was called back on a Gronkowski hold leading NE to play for a go-ahead FG. However, Gostkowski's 42-yard try missed wide left with one tick on the clock.

	1	2	3	4	OT	F
CARDINALS	6	0	7	7	—	20
PATRIOTS	3	3	3	9	—	18

Team	Qtr.	Time	Scoring Play	Drive	Score
CARDS	1	8:42	Feely 38-yd FG	13-60, 6:18	3-0
CARDS	1	7:42	Feely 47-yd FG	4-7, 0:49	6-0
Patriots	1	2:22	Gostkowski 46-yd FG	11-47, 5:20	6-3
Patriots	2	9:08	Gostkowski 34-yd FG	7-30, 3:32	6-6
Patriots	3	12:53	Gostkowski 50-yd FG	7-47, 2:07	6-9
CARDS	3	8:52	Roberts 2-yd pass from Kolb (Feely kick)	3-2, 0:49	13-9
CARDS	4	14:00	Kolb 5-yard run (Feely kick)	9-75, 3:46	20-9
Patriots	4	6:45	Gostkowski 53-yd FG	6-29, 1:11	20-12
Patriots	4	2:06	Gronkowski 5-yard pass from Brady (pass failed)	11-82, 3:36	20-18

### STATISTICS

	AZ	NE
First Downs	16	25
3rd Down Eff. (Pct)	4-14 (29)	5-15 (33)
Total Plays	61	78
Avg. Gain	4.0	5.0
Rushes-Yards	33-105	28-90
Net Passing Yards	140	297
Total Net Yards	245	387
Passing (A-C-I)	27-15-0	46-28-1
Sacked by Opp.	5-19	5-18
Punts-Average	6-46.7	6-28.7
Fumbles-Lost	2-2	0-0
Penalties	5-39	8-60
Time of Possession	28:19	31:41

#### Weather: Clear & sunny, 64 degrees, 55% humidity, Wind S 2 mph.

#### RUSHING

**CARDS:** Wells 14-44; Kolb 6-20, TD; Peterson 1-17; Williams 10-13; Stephens-Howling 2-11.

**Patriots:** Ridley 18-71; Woodhead 8-18; Hilliard 1-2; Brady 1(-1).

#### PASSING

**CARDS:** Kolb 15-27, 140 yds, 1 TD, 0 INT.  
**Patriots:** Brady 28-46, 316 yds, 1 TD, 1 INT.

#### RECEIVING

**CARDS:** Heap 5-62; Doucet 3-21; Williams 2-10; S-Howling 1-10; Housler 1-10; Fitzgerald 1-4; Roberts 1-2, TD.

**Patriots:** Lloyd 8-60; Gronkowski 6-75, TD; Welker 5-95; Edelman 5-50; Ridley 3-24; Woodhead 1-12.

#### INTERCEPTIONS

**CARDS:** Peterson 1-0.  
**Patriots:** None.

**CARDINALS 27, EAGLES 6**SEPTEMBER 23, 2012  
UNIV. OF PHOENIX STADIUM - (60,436)

In a match-up of 2-0 teams, the Cardinals faced a Philly offense that entered the game ranked #1 in the NFL. But a swarming & relentless defensive effort battered Michael Vick all afternoon, sacking him 5 times and pressuring him much more frequently than that. With defensive captain and All-Pro SS Adrian Wilson out (ankle/groin) others stepped up including LB Daryl Washington (2 sacks) and FS Kerry Rhodes, who provided an enormous momentum swing with a series of key plays at the end of the 1st half. Three key Eagles turnovers (none for AZ) were also pivotal as was an efficient Cards offense. Ex-Eagle QB Kevin Kolb again started and turned in another strong performance. His top target was WR Larry Fitzgerald who topped 100 yards in the 1st half and finished 9-114-1TD receiving. He also notched career catch #700 and became the fastest NFL player to reach that mark by over a year. All of it added up to a 21-point Cards victory that gave them their 1st 3-0 start since 1974. With it they extended their home win streak to 7 games, 2 short of the franchise record set in 1925.

After sending the Eagles 3-n-out on the game's initial series, Kolb led an 8-play, 36-yard drive that ended with Jay Feely's 47-yd FG and a 3-0 lead. AZ's next drive ended with a punt but Anthony Sherman forced a Damaris Johnson fumble that LS Mike Leach recovered at the PHI38. On 3rd-n-goal from the 8, Kolb fired a pass between a pair of Eagle defenders that deflected right to WR Michael Floyd for the rookie's 1st reception & TD. The ensuing Eagles drive reached the AZ36 but LB Sam Acho ended it by sacking Vick, forcing a fumble DT Dan Williams recovered. Midway thru the 2nd quarter, Kolb connected with Fitzgerald down the middle on a 37-yd TD pass that made it 17-0. Just before intermission the Eagles penetrated deep into AZ territory and appeared poised to cut into the lead heading into the locker room. Vick hit DeSean Jackson with a 14-yard pass to the 1 but FS Kerry Rhodes stood him there to keep him out of the end zone. Incompletions on 1st and 2nd downs set up a 3rd-n-goal from the 1 with :06 left. Vick dropped back but Rhodes hit him on a blitz forcing a fumble that S James Sanders scooped up. He followed an envoy of teammates down the left sideline for a 93-yard score as time expired. That 14-point swing put the Cards up 24-0 when it appeared that the Eagles would pull to within 10.

In the 2nd half, Arizona was content to work the clock and the only 3rd quarter scoring came on a pair of Alex Henery FGs as the Cardinals D continued to relentlessly harass Vick and the Eagles. In the 4th quarter AZ played keep-away and RB Ryan Williams kept the clock and sticks moving with determined running. Feely's 27-yard FG with 3:52 remaining provided the game's final points.

	1	2	3	4	OT	F
EAGLES	0	0	6	0	—	6
CARDINALS	10	14	0	3	—	27

Team	Qtr.	Time	Scoring Play	Drive	Score
CARDS	1	10:19	Feely 47-yd FG	8-36, 3:47	0-3
CARDS	1	1:04	Floyd 8-yd pass from Kolb (Feely kick)	8-38, 3:32	0-10
CARDS	2	7:30	Fitzgerald 37-yd pass from Kolb (Feely kick)	4-55, 1:32	0-17
CARDS	2	0:00	Sanders 93-yard fumble return (Feely kick)	—	0-24
Eagles	3	5:07	Henery 36-yd FG	13-77, 6:30	3-24
Eagles	3	0:02	Henery 40-yd FG	8-33, 3:12	6-24
CARDS	4	3:52	Feely 27-yd FG	13-62, 6:34	6-27

**STATISTICS**

	PHI	AZ
First Downs	16	16
3rd Down Eff. (Pct)	5-14 (36)	6-15 (40)
Total Plays	63	61
Avg. Gain	4.9	4.9
Rushes-Yards	21-126	34-99
Net Passing Yards	182	193
Total Net Yards	308	292
Passing (A-C-I)	37-17-0	24-17-0
Sacked by Opp.	5-35	3-29
Punts-Average	5-49.2	6-47.2
Fumbles-Lost	3-3	0-0
Penalties	5-65	6-60
Time of Possession	25:27	34:43

**Weather: Indoors.****RUSHING**

**Eagles:** McCoy 13-70; Vick 4-28; Brown 4-28.

**CARDS:** Williams 13-83; Wells 8-18; Kolb 4-16; Peterson 1-(-4); Stephens-Howling 8-(-14).

**PASSING**

**Eagles:** Vick 17-37, 217 yds, 0 TD, 0 INT.

**CARDS:** Kolb 17-24, 222 yds, 2 TD, 0 INT.

**RECEIVING**

**Eagles:** D. Johnson 5-84; D. Jackson 3-42; Avant 3-38; McCoy 3-8; Celek 2-36; Brown 1-8.

**CARDS:** Fitzgerald 9-114; TD; Roberts 3-95; Houser 2-18; King 1-15; Williams 1-12; Floyd 1-8, TD.

**INTERCEPTIONS**

**Eagles:** None  
**CARDS:** None

**CARDINALS 24, DOLPHINS 21 (OT)**SEPTEMBER 30, 2012  
UNIV. OF PHOENIX STADIUM - (60,183)

The Cardinals improved to 4-0 for the first time since opening 1974 with 7 straight wins. But it was certainly not easy. Against a tough Miami squad they trailed 13-0 at the half and by 7 in the final minutes when they were twice down to their final play. But despite a sizable statistical disparity, AZ delivered when it was most needed. Many of the key plays were delivered by WR Andre Roberts who had a career-best 118 yards & 2 TDs on 6 catches. He was instrumental in giving Cards their 8th straight home win (5 in OT) as well as the 500th victory in franchise history.

Led by rookie QB Ryan Tannehill (431 passing yards) & WR Brian Hartline (club-record 253 yards), the Dolphins finished with a 480-297 edge in total net yards. They led 13-0 at half on two Dan Carpenter FGs sandwiched between a 1-yard Jorvorskie Lane TD plunge on 4th-n-goal. They missed a chance to extend it on the initial drive of the 2nd half when Carpenter missed from 51. The AZ offense then found the end zone when Kevin Kolb hit Fitzgerald on 3rd-n-goal from the 3 to cap an 8-play, 53-yard drive. It remained 13-7 until the 4th when the Cards took over at their own 19 with 11:12 to play. A 33-yard pass to TE Rob Housler moved it to the MIA46 and from there Kolb & Roberts connected on a scoring strike that made it 14-13 AZ. It then got interesting. Tannehill hit Legedu Naanee with a completion to the AZ 19 but the WR fumbled and CB Patrick Peterson returned it 60 yards to the MIA3. Two plays later though, Kolb looked for Fitzgerald just inside the right pylon but CB Sean Smith picked it off in the end zone. On the next snap, Tannehill hit a wide open Hartline for an 80-yard score than put Miami back up 7 after the 2-point conversion. Things later looked quite bleak when the Dolphins had the ball at the AZ41 with 3:00 to go. But LB Daryl Washington came up huge, bursting through the middle to sack Tannehill and force a fumble that DE Vonnie Holliday recovered at the AZ49. The Cards had new life but it was imperiled when Kolb was sacked on the next 2 plays setting up a 3rd-n-18 at the AZ41. Back-to-back completions to Roberts - a 16-yarder followed by a 9-yarder on 4th-n-2 - kept alive a drive that reached the 15 with :42 left. After 3 incompletions, the Cards faced a 4th-n-10 from the 15 with :29 left. Kolb again found Roberts just inside the end zone sending the game to OT. AZ got the ball first in the extra period but went 3-n-out. Miami picked up a 1st down, but on 3rd-n-6 from their own 38 Paris Lenon pressured Tannehill leading to a Kerry Rhodes INT that set AZ up at the MIA47. The Cards moved to the 28 where Jay Feely notched his 6th career OT FG for 46 yards out.

	1	2	3	4	OT	F
DOLPHINS	0	13	0	8	0	21
CARDINALS	0	0	7	14	3	24

Team	Qtr.	Time	Scoring Play	Drive	Score
Dolphins	2	13:15	Carpenter 32-yard FG	14-64, 5:49	3-0
Dolphins	2	1:56	Lane 1-yard run (Carpenter kick)	8-95, 3:49	10-0
Dolphins	2	0:27	Carpenter 27-yard FG	3-25, 0:24	13-0
CARDS	3	9:46	Fitzgerald 3-yard pass from Kolb (Feely kick)	8-59, 2:57	13-7
CARDS	4	9:45	Roberts 46-yard pass from Kolb (Feely kick)	3-81, 1:27	13-14
Dolphins	4	7:05	Hartline 80-yd pass from Tannehill (Tannehill-Lane pass)	1-80, 0:12	21-14
CARDS	4	0:22	Roberts 15-yard pass from Kolb (Feely kick)	10-51, 2:29	21-21
CARDS	OT	8:29	Feely 46-yard FG	7-19, 3:30	21-24

**STATISTICS**

	MIA	AZ
First Downs	21	19
3rd Down Eff. (Pct)	6-16 (38)	4-16 (25)
Total Plays	74	71
Avg. Gain	6.5	4.2
Rushes-Yards	29-86	15-28
Net Passing Yards	394	269
Total Net Yards	480	292
Passing (A-C-I)	41-26-2	48-29-2
Sacked by Opp.	4-37	8-55
Punts-Average	5-44.2	9-48.3
Fumbles-Lost	2-2	4-0
Penalties	4-40	6-62
Time of Possession	35:00	31:31

**Weather: Indoors.****RUSHING**

**Dolphins:** Bush 17-67; Miller 4-13; Thomas 4-4; Lane 3-2, TD; Tannehill 1-0.

**CARDS:** R. Williams 13-26; Powell 2-2.

**PASSING**

**Dolphins:** Tannehill 26-41, 431 yds, 1 TD, 2 INT.

**CARDS:** Kolb 29-48, 324 yds, 3 TD, 1 INT.

**RECEIVING**

**Dolphins:** Hartline 12-253, TD; Bess 7-123; Fasano 5-30; Naanee 1-19; Thomas 1-6.

**CARDS:** Fitzgerald 8-64, TD; Roberts 6-118, 2 TD; Doucet 4-31; Houser 2-48; King 2-22; Powell 2-6; R. Williams 1-0.

**INTERCEPTIONS**

**Dolphins:** S. Smith 2-31.  
**CARDS:** Rhodes 1-5; Toler 1-0.





## RAMS 17, CARDINALS 3

OCTOBER 4, 2012  
EDWARD JONES DOME - (54,653)



Off to their best start since 1974, the 4-0 Cardinals headed to St. Louis on a short week for a Thursday night showdown with the 2-2 Rams. Arizona had won 7 straight at the Edward Jones Dome but would not find a way to record #8. A strong St. Louis defensive effort kept Arizona from getting on track offensively, sacking QB Kevin Kolb 9 times and limiting the Cards to 45 rushing yards on 17 attempts. Arizona's defense was also tough and allowed just 242 total net yards while forcing Sam Bradford into one of his least efficient career games. The 3rd year QB completed 7 of 21 passes and at one point went 12 straight attempts without a completion. However, two big Bradford throws – in the 1st quarter and another in the 4th – were most damaging and led to 14 Rams points.

Bradford completed three of his seven passes on the game's opening drive. On the first snap of the night he threw a 14-yarder to Brandon Gibson and followed it with a 44-yard Danny Amendola completion to the 11. Three plays later on 3rd-n-goal from the 7, Bradford found TE Lance Kendricks in the end zone to put St. Louis up 7-0. Arizona responded with a 17-play drive that reached the STL17 but had to settle for a 35-yard Jay Feely FG that made it 7-3. On the drive, Ryan Williams ran 3 times for 17 yards, Kolb was 7-8 passing for 30 yards and the Cards converted three key 3rd downs. Those would be two of the most productive drives of the game for either team who combined for 14 points the rest of the way (7 per side). The Rams increased their lead to 10-3 early in the 2nd on a 53-yard FG from rookie Greg Zuerlein after starting the drive at midfield. Later in the quarter, Arizona reached the STL22 but came away empty when Feely was wide left from 40 yards, his first miss after hitting 19 in a row. The Rams carried that 10-3 lead into the locker room at halftime.

Neither team scored in the 3rd quarter. The Rams had the best chance when they reached the AZ16 after gaining 52 yards on 7 rushes but on a 3rd-n-6 play from there, Patrick Peterson picked off a Bradford pass in the end zone to kill the threat. The Cards remained within a TD until 11:49 was left in the game. Facing a 3rd-n-11 at his own 49, Bradford hit Chris Givens on a deep pass down the left sideline for a 51-yard TD. Arizona threatened on the next series, advancing deep into St. Louis territory. However, the Cards turned it over on downs when they couldn't convert on 4th-n-goal from the 6. The next AZ drive ended similarly when Kolb was sacked on a 4th-n-1 play from the STL13 with just over 2 minutes left, effectively putting an end to the Cards comeback chances.

Larry Fitzgerald (8-92) was the game's leading receiver. His first catch of the night gave him a reception in 122 straight games, topping Mel Gray for the franchise record in that category. The win improved the Rams record to 3-2, bettering their 2-win total from 2011 and putting them above .500 for the first time since 2006.

	1	2	3	4	OT	F
CARDINALS	3	0	0	0	—	3
RAMS	7	3	0	7	—	17

Team	Qtr.	Time	Scoring Play	Drive	Score
Rams	1	12:39	Kendricks 7-yard pass from Bradford (Zuerlein kick)	5-69, 2:21	0-7
CARDS	1	3:15	Feely 35-yard FG	17-63, 9:24	3-7
Rams	2	10:45	Zuerlein 53-yard FG	5-14, 1:38	3-10
Rams	4	11:49	Givens 51-yard pass from Bradford (Zuerlein kick)	10-89, 5:30	3-17

## STATISTICS

	AZ	STL
First Downs	20	12
3rd Down Eff. (Pct)	7-19 (37)	4-14 (29)
Total Plays	74	71
Avg. Gain	6.5	4.2
Rushes-Yards	17-45	32-111
Net Passing Yards	237	131
Total Net Yards	282	242
Passing (A-C-I)	50-28-0	21-7-1
Sacked by Opp.	9-52	1-10
Punts-Average	7-45.7	7-56.9
Fumbles-Lost	1-1	0-0
Penalties	5-35	7-60
Time of Possession	34:22	25:38

Weather: Indoors.

### RUSHING

**CARDS:** R. Williams 14-33; Powell 1-7; Roberts 1-3; Kolb 1-2.  
**Rams:** S. Jackson 18-76; Richardson 9-35; Bradford 5-0.

### PASSING

**CARDS:** Kolb 28-50, 289 yds, 0 TD, 0 INT.  
**Rams:** Bradford 7-21, 141 yds, 2 TD, 1 INT.

### RECEIVING

**CARDS:** Fitzgerald 8-92; Roberts 5-39; Housler 3-45; Doucet 3-29; Powell 3-20; Sherman 2-25; Floyd 1-17; A. Smith 1-13; R. Williams 1-5; King 1-4.

**Rams:** Gibson 3-33; Givens 1-51; Amendola 1-44; Kendricks 1-7; Pettis 1-6.

### INTERCEPTIONS

**CARDS:** Peterson 1-0.  
**Rams:** None.



## BILLS 19, CARDINALS 16 (OT)

OCTOBER 14, 2012  
UNIV. OF PHOENIX STADIUM - (60,385)



The Cardinals seemed poised to pull out yet another dramatic home victory but this time it was the Bills who came through with the key late-game play that decided the outcome. For the Cards it was their 6th overtime contest in the last 9 home games and the first time they failed to come away with the victory. Arizona fell 4-2 with the loss that also brought an end to its 8-game home win streak. The Cards were in position to win at the end of regulation when Jay Feely kicked a franchise record 61-yard FG with 1:09 to play to tie it and then had a chance to end it with a 38-yarder on the final play of the 4th quarter. However the ball was tipped at the line and bounced off the left upright. The Bills then won it on their 2nd possession of OT when Jairus Byrd's 2nd INT of the day set up the game-winning FG.

The back and forth contest featured multiple lead changes and pivotal plays. On the game's opening play from scrimmage Bills RB Fred Jackson fumbled on a hit from LB Daryl Washington and CB William Gay recovered at the BUF33. Four plays later Feely hit a 49-yard FG that put AZ up 3-0. The Bills made it 3-2 later in the opening quarter when Chris Kelsay sacked Kevin Kolb in the end zone for a safety. After the free kick Buffalo took over at the AZ49 and launched a 10-play drive that ended with C.J. Spiller's 10-yard TD run. The Cardinals re-claimed the lead with the only points of the 2nd quarter on a 9-yard Kolb TD pass to Larry Fitzgerald who finished with a game-high 93 yards on 6 catches. With the effort he eclipsed 10,000 career yards and became just the 2nd player in NFL history to hit that mark before age 30 (Randy Moss).

Playing without its top 2 RBs, the Cards ground game got it going in the 2nd half behind William Powell (13-70) and Kolb who picked up 66 yards on scrambles. AZ added to its lead with Feely's 2nd 49-yard FG of the day late in the 3rd, but Buffalo soon answered. The Bills went 80 yards in 5 plays thanks to a 23-yard Stevie Johnson catch and 33-yard Spiller run that set-up a 1-yard Jackson TD. That 16-13 lead seemed solid when Byrd INT'd Kolb at the 5:59 mark of the 4th. The ensuing Bills drive reached the AZ36 with under 4:00 left but Patrick Peterson ended it when he picked off a pass from WR Brad Smith who lined up in the wildcard. The Cards got the ball back at their own 15 with 3:07 to play. On a 1st-n-10 play from the AZ1 with 2:06 left a busted play forced Kolb to run but he injured his chest/RB and exited the game. Back-up John Skelton entered the game for the 1st time since being knocked out of the opener in the 4th quarter with an ankle injury. On his 3rd play, he was faced with a 4th-n-11 but connected with Fitzgerald for 17. With 1:14 left the Cards faced a 4th-n-10 at the BUF43 when Feely was sent out to hit the game-tying 61-yarder. After a Bills punt, AZ took over at its own 47 with :50 left. A 28-yard completion to Fitzgerald moved it to the BUF20, leading to the failed 38-yard FG try. Buffalo got the ball first in OT but was forced to punt. On the 3rd play of the Cards series, Byrd INT'd Skelton and returned it to the 6 setting up Rian Lindell's game-winner.

	1	2	3	4	OT	F
BILLS	9	0	7	0	3	19
CARDINALS	3	7	3	3	0	16

Team	Qtr.	Time	Scoring Play	Drive	Score
CARDS	1	13:50	Feely 49-yard FG	4-2, 0:55	0-3
Bills	1	8:36	Kolb sacked in EZ for safety	--	2-3
Bills	1	3:35	Spiller 10-yard run (Lindell kick)	10-49, 5:01	9-3
CARDS	2	4:47	Fitzgerald 9-yard pass from Kolb (Feely kick)	10-67, 6:38	9-10
CARDS	3	3:12	Feely 49-yard FG	12-43, 6:18	9-13
Bills	3	0:27	F. Jackson 1-yard run (Lindell kick)	5-80, 2:45	16-13
CARDS	4	1:09	Feely 61-yard FG	10-42, 1:58	16-16
Bills	OT	11:10	Lindell 25-yard FG	2-(-), 0:45	19-16

## STATISTICS

	BUF	AZ
First Downs	19	20
3rd Down Eff. (Pct)	4-13 (31)	5-16 (31)
Total Plays	68	71
Avg. Gain	4.5	4.7
Rushes-Yards	33-165	30-182
Net Passing Yards	141	150
Total Net Yards	306	332
Passing (A-C-I)	33-18-1	36-16-2
Sacked by Opp.	2-12	5-23
Punts-Average	8-44.0	5-51.8
Fumbles-Lost	1-1	0-0
Penalties	4-34	7-67
Time of Possession	31:22	32:28

Weather: Indoors.

### RUSHING

**Bills:** Spiller 12-88, TD; Jackson 16-53, TD; B. Smith 2-19; Fitzgerald 3-5.  
**CARDS:** Powell 13-70; Kolb 5-66; Johnson 1-24; Stephens-Howling 11-22.

### PASSING

**Bills:** Fitzgerald 18-32, 153 yds, 0 TD, 0 INT; B. Smith 0-1, 0 yds, 1 INT.  
**CARDS:** Kolb 14-26, 128 yds, 1 TD, 1 INT; Skelton 2-10, 45 yds, 0 TD, 1 INT.

### RECEIVING

**Bills:** S. Johnson 6-82; Jackson 5-30; Spiller 4-22; Jones 1-9; Graham 2-6; Chandler 1-4.  
**CARDS:** Fitzgerald 6-93, TD; Roberts 2-18; Housler 2-12; King 2-10; Floyd 1-24; Powell 1-8; Maui'a 1-7; Doucet 1-1.

### INTERCEPTIONS

**Bills:** Byrd 2-36.  
**CARDS:** Peterson 1-15.

**VIKINGS 21, CARDINALS 14**OCTOBER 21, 2012  
MALL OF AMERICA FIELD - (61,068)

In a match-up of 4-2 teams in Minnesota, the Vikings notched a 21-14 win despite being outgained in total net yards (356-209), net passing yards (230-43), first downs (20-12) and time of possession (35:05-24:55). The difference for Minnesota proved to be a strong rushing performance from Adrian Peterson (23-153, TD) and opportunistic plays from his defense, including a pick-six 57 seconds into the 3rd quarter. An exceptional effort from the Arizona defense kept the game close, particularly in the 2nd half when it allowed just 58 total yards and 2 first downs. RB LaRod Stephens-Howling also had a big day with his 1st career 100-yard rushing effort and added 45 more receiving. LB Daryl Washington recorded his first career multi-sack game with two takeaways of Christian Ponder, giving him team-leading and career-best 6.0 for the season.

Minnesota appeared to jump out to an early lead in the game when Percy Harvin took the opening kickoff 103 yards for a TD but it was wiped out by an illegal block in the back penalty. Midway through the 1st the Vikings did go up 7-0 when Peterson capped an 88-yard drive with his 13-yard TD run; key plays included a 27-yard Peterson run and 29-yard pass interference penalty. The Cards responded with a long (14 plays) and balanced (7 runs, 7 passes) drive that reached the MIN14. It ended, however, when QB John Skelton was hit from behind by DE Brian Robison and the Vikings recovered at their own 16. Two plays later Vikings QB Christian Ponder gave it right back when he overthrew his TE and LB Paris Lenon made a diving INT at the MIN16. That led to a 3-yard Stephens-Howling TD run that tied the game. Minnesota answered with a 10-play, 72-yard TD drive with most of the yardage coming from Peterson (38) and Harvin (32); the score came on a 3-yard TD pass from Ponder to Harvin out of the backfield. The Cards had a golden opportunity to cut into that lead just before halftime when LB Sam Acho picked off a Ponder pass at the MIN29 with :05 left, but Jay Feely's 47-yard FG try missed wide right and the Vikings led 14-7 at intermission.

One of the game's pivotal plays came on the 3rd snap of the 2nd half when the Cards faced a 3rd-n-6 at their own 24. Skelton tried to hit Early Doucet across the middle but the pass was INT'D by safety Harrison Smith who returned it 31 yards for a TD that made it 21-7. On its next drive, AZ advanced to the MIN18 and faced a 4th-n-2. The Cards went for it but turned it over on downs when Skelton came up short on a bootleg. The Arizona defense remained strong, forcing 3-n-outs on three straight series. The offense moved the ball well between the 20's but had difficulty converting those drives into points. With 1:48 left, Skelton cut the deficit to 21-14 with a 6-yard TD pass to Andre Roberts; on the drive Skelton was 6-6 for 88 yards. The comeback hopes were dashed, however, when Minnesota recovered the ensuing on-side kick attempt from the Cardinals.

	1	2	3	4	OT	F
CARDINALS	0	7	0	7	—	14
VIKINGS	7	7	7	0	—	21

Team	Qtr.	Time	Scoring Play	Drive	Score
Vikings	1	8:38	Peterson 13-yard run (Walsh kick)	5-88, 2:57	0-7
CARDS	2	12:36	Stephens-Howling 3-yard run (Feely kick)	4-16, 2:10	7-7
Vikings	2	6:26	Harvin 3-yard pass from Ponder (Walsh kick)	10-72, 6:15	7-14
Vikings	3	14:03	H. Smith 31-yard INT return (Walsh kick)	--	7-21
CARDS	4	1:48	Roberts 6-yard pass from Skelton (Feely kick)	7-79, 2:08	14-21

**STATISTICS**

	AZ	MIN
First Downs	21	12
3rd Down Eff. (Pct)	5-14 (36)	1-10 (10)
Total Plays	69	47
Avg. Gain	5.2	4.4
Rushes-Yards	26-126	27-166
Net Passing Yards	230	43
Total Net Yards	356	209
Passing (A-C-I)	36-25-1	17-8-2
Sacked by Opp.	7-32	3-15
Punts-Average	6-39.0	7-40.0
Fumbles-Lost	2-1	0-0
Penalties	9-82	7-35
Time of Possession	35:05	24:55

**Weather:** Indoors.**RUSHING**

**CARDS:** Stephens-Howling 20-104, TD; Powell 4-13; Doucet 2-9.  
**VIKINGS:** Peterson 23-153, TD; Harvin 2-10; Ponder 1-2; Gerhart 1-1.

**PASSING**

**CARDS:** Skelton 25-36, 262 yds, 1 TD, 1 INT.  
**VIKINGS:** Ponder 8-17, 58 yds, 1 TD, 2 INT.

**RECEIVING**

**CARDS:** Roberts 7-103, TD; Housler 5-54; Stephens-Howling 4-45; Fitzgerald 4-29; Doucet 3-19; Floyd 1-7; Powell 1-5.  
**VIKINGS:** Harvin 4-37, TD; Peterson 2-6; Simpson 1-8; Jenkins 1-7.

**INTERCEPTIONS**

**CARDS:** Lenon 1-0; Acho 1-0.  
**VIKINGS:** Smith 1-31, TD.

**49ERS 24, CARDINALS 3**OCTOBER 29, 2012  
UNIV. OF PHOENIX STADIUM - (62,810)

In a nationally-televised Monday night match-up in Arizona, the Cardinals had a chance to snap their 3-game losing streak and move back into first place in the NFC West with a win over the visiting 49ers. Instead San Francisco opened up a 2-game lead atop the division with a strong performance in all phases. QB Alex Smith completed 18 of 19 passes with 3 TDs - including a pair to WR Michael Crabtree - while the Niners #1 ranked defense held AZ to 3 points and 7 rushing yards on the evening.

On their 2nd offensive series of the game, the 49ers chewed over 6 minutes off the 1st quarter clock with a 10-play, 77-yard drive that Smith capped with a 3-yard scoring pass to Crabtree. A 35-yard Ted Ginn punt return set San Francisco up at the AZ45 on its next possession and the 49ers took a 10-0 lead thanks to David Akers' 43-yard FG. Just before intermission, another short Smith-to-Crabtree TD connection made it 17-0 at the half. Through 2 quarters, the Niners led 212-69 in total net yards and 80-6 in rushing yards with a 9-minute advantage in time of possession.

The 49ers led grew to 24-0 on their first series of the 3rd quarter thanks to a 47-yard catch and run by veteran WR Randy Moss. Arizona advance deep into SF territory and got on the board late in the quarter when Jay Feely's 28-yard FG capped a 14-play, 70-yard drive. The Cards nearly found the end zone late in the fourth but Larry Fitzgerald was stopped at the 1 on a 4th down play and Arizona turned it over on downs.

The Cardinals defense surrendered over 21 points for the first time in 2012 and QB John Skelton - who started for the 2nd straight week after returning to the lineup due to Kevin Kolb's rib injury - lost for the first time in 7 career home starts. LB Daryl Washington recorded 2.0 sacks for the 2nd straight week to give him 8.0 for the season. Washington became the first Cardinals defender with multiple sacks in back-to-back games since DE Eric Swann accomplished the feat in November of 1999. WR Andre Roberts finished the contest with a game-high seven receptions, good for 65 yards. The loss was Arizona's fourth straight after starting the year 4-0.

	1	2	3	4	OT	F
49ERS	7	10	7	0	—	24
CARDINALS	0	0	3	0	—	3

Team	Qtr.	Time	Scoring Play	Drive	Score
49ers	1	1:53	Crabtree 3-yard pass from Smith (Akers kick)	10-77, 6:04	7-0
49ers	2	5:58	Akers 43-yard FG	7-20, 3:36	10-0
49ers	2	1:41	Crabtree 9-yard pass from Smith (Akers kick)	8-68, 2:46	17-0
49ers	3	7:27	Moss 47-yard pass from Smith (Akers kick)	6-80, 3:32	24-0
CARDS	3	0:57	Feely 28-yard FG	14-70, 6:30	24-3

**STATISTICS**

	SF	AZ
First Downs	15	16
3rd Down Eff. (Pct)	6-12 (50)	2-14 (14)
Total Plays	52	65
Avg. Gain	6.1	4.1
Rushes-Yards	29-113	9-7
Net Passing Yards	204	258
Total Net Yards	317	265
Passing (A-C-I)	19-18-0	52-32-1
Sacked by Opp.	4-28	4-32
Punts-Average	5-48.8	7-47.3
Fumbles-Lost	0-0	0-0
Penalties	10-80	7-51
Time of Possession	31:16	28:44

**Weather:** Clear, 90 degrees, 11% humidity, winds w 5 mph.**RUSHING**

**49ERS:** Gore 16-55; Hunter 10-43; Crabtree 1-8; A. Smith 1-6; Miller 1-1.

**CARDS:** Stephens-Howling 8-6; Skelton 1-1.

**PASSING**

**49ERS:** Smith 18-19, 232 yds, 3 TD, 0 INT.  
**CARDS:** Skelton 32-52, 290 yds, 0 TD, 1 INT.

**RECEIVING**

**49ERS:** Crabtree 5-72, 2 TD; Manningham 4-20; Walker 2-38; Davis 2-34; Moss 1-47, TD; Hunter 1-6; Williams 1-4; Ginn 1-0.

**CARDS:** Roberts 7-65; Fitzgerald 5-52; Floyd 5-36; Housler 4-32; King 3-43; Stephens-Howling 3-32; Doucet 2-21; Sherman 2-11; Peterson 1-(-2).

**INTERCEPTIONS**

**49ERS:** Culliver 1-0.  
**CARDS:** None.



## PACKERS 31, CARDINALS 17

NOVEMBER 4, 2012  
LAMBEAU FIELD - (70,504)



The Cards opened the 2nd half of their 2012 schedule at Lambeau Field against the Packers. Green Bay held a 24-7 halftime lead before QB John Skelton brought the Cards back to within a TD late in the 3rd quarter by engineering back-to-back scoring drives. Skelton finished the day with 306 passing yards and 4 different Cards topped 50 receiving yards, including Larry Fitzgerald who had 6 grabs for 74 yards with a 31-yard TD. But after AZ held GB to zero 1st downs on their initial 4 drives of the 2nd half, Aaron Rodgers connected with TE Tom Crabtree on a 72-yard TD pass that proved to be the back-breaker. The Packers entered the game tied with AZ for the NFL lead in sacks but were held to just two for the afternoon. The loss was the Cards' 5th straight and dropped their record to 4-5.

Arizona went 3-n-out on the opening series of the game and Randall Cobb returned the ensuing punt 28 yards to the AZ34. However the Cards defense made GB settle for a 44-yard Mason Crosby FG try that he missed wide left. Green Bay's next drive moved deep into Arizona territory thanks to several Rodgers runs including a 25-yarder to cord midfield and a 10-yarder on 3rd-n-8 at the AZ18. On 3rd-n-goal from the 13, Rodgers hit Cobb on a quick slant that the WR carried into the end zone. A key swing occurred on the first play of the 2nd quarter when the Packers had the ball at their own 40. On 2nd-n-4 Rodgers appeared to hit Cobb on a 9-yard gain but the ball was wrestled away by CB William Gay, turning it over to the AZ offense at the GB43. On the next snap, Skelton connected with Andre Roberts deep down the middle for a 40-yard gain to the 3. Two plays later, LaRod Stephens-Howling ran it in from a yard away to tie the game at 7. Green Bay answered on its next drive. While most of the damage was done on the ground, the score came through the air on a 21-yard Rodgers-to-Cobb TD that put the Pack up 14-7. Following an AZ punt, the Packers moved 75 yards in 8 plays and capped the drive with WR James Jones's athletic 28-yard TD grab that made it 21-7 at halftime.

Arizona forced a GB 3-n-out to open the 2nd half but on the first Cards offensive play, Skelton's pass to TE Rob Housler was deflected in the air and LB Eric Walden picked it off at the AZ17. The Cardinal defense allowed just 2 yards and GB settled for a 33-yard FG that made it 24-7. Skelton and the offense then rallied for 10 points on its next 2 possessions. The first was an 87-yard drive that ended with a 31-yard Larry Fitzgerald TD catch and run. Another 3-n-out gave the AZ offense the ball back and after marching to the GB1, Jay Feely's short FG made it a 7-point game late in the 3rd. On the final play of the quarter the Packers picked up their first 1st down of the half and much more when Rodgers lofted a pass to Crabtree that cleared the coverage and went 72 yards for a TD. It proved to be game's pivotal play and final points.

	1	2	3	4	OT	F
CARDINALS	0	7	10	0	—	17
PACKERS	7	14	10	0	—	31

Team	Qtr.	Time	Scoring Play	Drive	Score
Packers	1	5:31	Cobb 13-yard pass from Rodgers (Crosby kick)	11-84, 4:49	0-7
CARDS	2	13:26	Stephens-Howling 1-yard run (Feely kick)	3-43, 1:27	7-7
Packers	2	7:44	Cobb 21-yard pass from Rodgers (Crosby kick)	12-80, 5:42	7-14
Packers	2	1:54	J. Jones 28-yard pass from Rodgers (Crosby kick)	8-75, 4:39	7-21
Packers	3	13:12	Crosby 33-yard FG	4-2, 0:45	7-24
CARDS	3	8:21	Fitzgerald 31-yard pass from Skelton (Feely kick)	8-87, 2:55	14-24
CARDS	3	0:50	Feely 20-yard FG	11-74, 5:11	17-24
Packers	3	0:00	Crabtree 72-yard pass from Rodgers (Crosby kick)	2-78, 0:50	17-31

### STATISTICS

	AZ	GB
First Downs...	16	20
3rd Down Eff. (Pct)...	4-15 (27)	6-15 (40)
Total Plays...	66	50
Av. Gain...	5.2	5.5
Rushes-Yards...	18-54	39-176
Net Passing Yards...	286	46-28-5
Total Net Yards...	340	384
Passing (A-C-I)...	46-23-1	30-14-1
Sacked by Opp...	2-20	1-10
Punts-Average...	8-43.0	6-42.5
Fumbles-Lost...	3-1	1-0
Penalties...	8-57	1-5
Time of Possession...	:26:30	:33:3

**Weather:** Partly cloudy, 39 degrees, 57% humidity, winds NE 7 mph.

#### RUSHING

**CARDS:** Stephens-Howling 17-51, TD; Skelton 1-3.

**PACKERS:** Starks 17-61; Green 11-53; Rodgers 8-33; Cobb 3-29.

#### PASSING

**CARDS:** Skelton 23-46, 306 yds, 1 TD, 1 INT.

**PACKERS:** Rodgers 14-30, 218 yds, 4 TD, 1 INT.

#### RECEIVING

**CARDS:** Fitzgerald 6-74, TD; Floyd 5-80; Housler 5-55; Roberts 4-86; Stephens-Howling 2-8; Sherman 1-3.

#### INTERCEPTIONS

**CARDS:** Gay 1-6.  
**PACKERS:** Walden 1-2.



## FALCONS 23, CARDINALS 19

NOVEMBER 18, 2012  
GEORGIA DOME - (69,630)



Arizona returned from its bye for a road game vs. the Falcons, whose 8-1 mark was tied for the NFL's best. The Cardinals gave Atlanta everything it could handle, especially defensively. AZ picked off all-pro QB Matt Ryan a career-high 5 times and had every opportunity to snap a 5-game losing skid with an upset win. However they could not capitalize on the takeaways and fell to 4-6. LaRod Stephens-Howling had a career-best 127 rushing yards but the Cards struggled moving the ball through the air. Rookie QB Ryan Lindley saw his first action replacing starter John Skelton in the 2nd quarter.

On the game's first play, Ryan's pass went off the hands of WR Roddy White and right to Rashad Johnson who returned the INT to the ATL9. Stephens-Howling's 3-yard run put AZ up 7-0. Following a Falcons 3-n-out, Stephens-Howling's 40-yard run set-up a 48-yard Jay Feely FG. Later in the 1st the Falcons moved to the AZ29 before Darnell Dockett tipped a Ryan pass at the line and William Gay INT'd. On the next ATL series Ryan tossed his 3rd INT of the opening quarter when FS Kerry Rhodes picked a pass and returned it to the 18. That also led to a Feely FG and a 13-0 AZ lead after one. The Falcons then scored 13 straight. They first capped a 13-play drive with Matt Bryant's 28-yard FG. On the next series Lindley entered and on his 3rd play he appeared to be hit by John Abraham as his arm was going forward and the play seemed dead but Jonathan Babineaux picked the ball up and ran 15 yards to the end zone. Referee Bill Vinovich signaled fumble & TD; after review, that version of events was ruled to stand. The Falcons tied it on the ensuing drive on another Bryant FG with 1:52 remaining in the half. On the next snap, Stephens-Howling ripped off a 52-yard run and that led to a Feely FG with 0:32 left. It was enough time for ATL to move into position for a 48-yard Bryant FG that tied it at 16 as the half expired.

There were no points scored in the 3rd quarter, but several key plays. One occurred when LB Sam Acho forced a Jason Snelling fumble near the sideline; as the ball was headed out of bounds at the AZ 30 CB Greg Toler dove and flipped it back in play where Johnson recovered. At the end of the quarter, Ryan was INT'd a 4th time, this time by Daryl Washington who returned it to the ATL16; again AZ had to settle for a FG that made it 16-13. ATL's offense got its lone TD at the end of a 7-play, 70-yard drive and Michael Turner's 1-yard run gave the Falcons their 1st lead with 6:40 to go. Two minutes later the Cards had a prime opportunity when ACH INT'd another batted Ryan pass and AZ took over at the ATL32. Facing a 4th-n-2 at the 24, Larry Fitzgerald hauled in a Lindley pass at the 5 but lost it on the way to the ground and the Cards never got the ball back.

	1	2	3	4	OT	F
CARDINALS	13	3	0	3	—	19
FALCONS	0	16	0	7	—	23

Team	Qtr.	Time	Scoring Play	Drive	Score
CARDS	1	13:54	Stephens-Howling 3-yard run (Feely kick)	2-9, 0:47	7-0
CARDS	1	10:59	Feely 48-yard FG	5-40, 2:00	10-0
CARDS	1	1:02	Feely 28-yard FG	4-9, 1:38	13-0
Falcons	2	9:39	Bryant 51-yard FG	13-47, 6:23	13-3
Falcons	2	8:37	Babineaux 15-yard fumble return (Bryant kick)	--	13-10
Falcons	2	1:52	Bryant 28-yard FG	10-81, 4:56	13-13
CARDS	2	0:32	Feely 38-yard FG	6-74, 1:20	16-13
Falcons	2	0:00	Bryant 48-yard FG	5-50, 0:32	16-16
CARDS	4	14:56	Feely 27-yard FG	4-7, 1:47	19-16
Falcons	4	6:40	Turner 1-yard run (Bryant kick)	7-70, 3:04	19-23

### STATISTICS

	AZ	ATL
First Downs...	7	20
3rd Down Eff. (Pct)...	2-13 (13)	7-16 (44)
Total Plays...	26	24
Av. Gain...	3.2	5.0
Rushes-Yards...	26-137	24-58
Net Passing Yards...	41	296
Total Net Yards...	178	354
Passing (A-C-I)...	27-11-0	46-28-5
Sacked by Opp...	3-29	1-5
Punts-Average...	8-50.9	4-51.3
Fumbles-Lost...	1-1	2-1
Penalties...	5-43	5-35
Time of Possession...	:27:19	:32:41

**Weather:** Indoors.

#### RUSHING

**CARDS:** Stephens-Howling 22-127, TD; Powell 4-10.

**FALCONS:** Turner 15-46, TD; J. Rodgers 5-16; Snelling 1-(-1); Ryan 3-(-3).

#### PASSING

**CARDS:** Lindley 9-20, 64 yds, 0 TD, 0 INT, Skelton 2-7, 6 yds, 0 TD, 0 INT.

**FALCONS:** Ryan 28-46, 301 yds, 0 TD, 5 INT

#### RECEIVING

**CARDS:** Doucet 5-28; Floyd 2-18; Stephens-Howling 2-6; Fitzgerald 1-11; Roberts 1-7.

**FALCONS:** White 8-123; Douglas 5-48; Rodgers 5-35; Gonzalez 3-33; Jones 3-33; Snelling 3-25; Davis 1-4.

#### INTERCEPTIONS

**CARDS:** Johnson 1-34; Washington 1-7; Rhodes 1-2; Acho 1-2; Gay 1-1.  
**Falcons:** None



## RAMS 31, CARDINALS 17

NOVEMBER 25, 2012  
UNIV. OF PHOENIX STADIUM - (60,062)



## JETS 7, CARDINALS 6

DECEMBER 2, 2012  
METLIFE STADIUM - (79,088)



The Cardinals returned to University of Phoenix Stadium for the first time in a month looking to snap a 6-game losing streak. Against the visiting Rams, Arizona went with rookie QB Ryan Lindley (6th round) who made his first career start. The Cards were also bolstered by the return of RB Beanie Wells who was activated from IR after a 7-week absence. The day began promisingly for Wells, Lindley & the Cards and Arizona led 17-14 at the half. Wells had a pair of rushing TDs and Lindley was 16-19 for 179 yards on the team's three 1st half scoring drives (TD, TD, FG). However St. Louis outscored the Cards 17-0 in the 2nd half en route to a 31-17 victory. Pivotal were four Lindley INTs including a pair returned for TDs by rookie CB Janoris Jenkins.

Things started promisingly for Arizona's offense which opened the game with its longest drive of the year. The 15-play, 91-yard series ended on a Wells' 1-yard plunge and consumed more than half of the opening quarter (8:55). On the first play of the 2nd quarter, Jenkins stepped in front of a Lindley pass and returned it 36 yards to tie the game at 7. Midway thru that quarter, Arizona reclaimed the lead when Wells' 12-yard run capped a 65-yard drive on which the key plays included a 28-yard completion to TE Rob Housler and a 13-yarder to WR Andre Roberts. Housler finished with a career-best 8 catches for 82 yards while Roberts had a game-high 9 grabs for 92 yards. On the ensuing drive the Rams advanced to the A27 but on 1st-n-goal Patrick Peterson INT'd a Sam Bradford pass in the end zone. The next St. Louis series saw Bradford move the offense 71 yards in 7 plays and ended with a 37-yard TD pass to TE Lance Kendricks that tied it at 14 with 1:53 to play before halftime. That was enough time for Lindley to move the AZ offense into position for a 32-yard Jay Feely FG that made it 17-14 at intermission.

On their initial drive of the 3rd quarter the Rams began at their own 8 but on the first play Steven Jackson's 46-yard run moved St. Louis to the AZ46. Jackson would finish the game with 139 rushing yards on 24 carries. Two plays later Bradford hit Chris Givens with a 37-yard TD pass that gave the Rams their first lead of the game. Three snaps later a Craig Dahl INT off Lindley set St. Louis up at the AZ12 but the Rams came away empty when Greg Zuerlein missed from 35 yards and the Rams led remained 4 points. Later in the quarter lightning struck again when Jenkins returned another INT 39 yards for a score that made it 28-17. Arizona could not chip into that 11-point lead and Zuerlein's 19-yard FG with 5:27 remaining provided the final margin of victory.

	1	2	3	4	OT	F
RAMS	0	14	14	3	—	31
CARDINALS	7	10	0	0	—	17

Team	Qtr.	Time	Scoring Play	Drive	Score
CARDS	1	2:41	Wells 1-yard run (Feely kick)	15-91, 8:55	0-7
Rams	2	14:52	Jenkins 36-yard INT return (Zuerlein kick)	--	7-7
CARDS	2	7:52	Wells 12-yard run (Feely kick)	6-65, 3:21	7-14
Rams	2	1:53	Kendricks 37-yard pass from Bradford (Zuerlein kick)	6-71, 1:39	14-14
CARDS	2	0:00	Feely 32-yard FG	11-63, 1:53	14-17
Rams	3	9:58	Givens 37-yard pass from Bradford (Zuerlein kick)	3-92, 1:13	21-17
Rams	3	2:28	Jenkins 39-yard INT return (Zuerlein kick)	--	28-17
Rams	4	5:27	Zuerlein 19-yard FG	11-71, 6:59	31-17

### STATISTICS

	STL	AZ
First Downs . . . . .	15	25
3rd Down Eff. (Pct) . . . . .	3-11 (27)	4-13 (44)
Total Plays . . . . .	54	77
Avg. Gain . . . . .	6.8	4.9
Rushes-Yards . . . . .	34-173	23-74
Net Passing Yards . . . . .	194	301
Total Net Yards . . . . .	367	375
Passing (A-C-I) . . . . .	18-8-1	52-31-4
Sacked by Opp. . . . .	2-2	2-3
Punts-Average . . . . .	6-43.3	6-48.2
Fumbles-Lost . . . . .	1-0	0-0
Penalties . . . . .	10-84	7-56
Time of Possession . . . . .	28:09	31:51

Weather: Indoors.

#### RUSHING

Rams: S. Jackson 24-139; Richardson 7-32; Bradford 2-1; Givens 1-1.

CARDS: Wells 17-48, 2 TD; Roberts 1-13; Powell 3-11; Stephens-Howling 1-1; Lindley 1-1.

#### PASSING

Rams: Bradford 8-17, 205 yds, 2 TD, 1 INT; Clemens 0-1, 0 yds. CARDS: Lindley 31-52, 312 yds, 0 TD, 4 INT.

#### RECEIVING

Rams: Givens 5-115, TD; Amendola 1-38; Kendricks 1-37, TD; Mulligan 1-15.

CARDS: Roberts 9-92; Housler 8-82; Powell 6-63; Floyd 3-35; Fitzgerald 3-31; King 1-9.

#### INTERCEPTIONS

Rams: Jenkins 2-75, 2 TD; Dahl 1-38; Laurinittis 1-18. CARDS: Peterson 1-0.

In a match-up of 4-7 teams desperate for a win, the Cardinals defense was again dominant and held the host Jets scoreless through three full quarters. However, the Arizona offense struggled and produced just 6 points on two Jay Feely FGs. So when 2nd-year QB Greg McElroy came on in relief of starter Mark Sanchez and threw a TD pass on the first play of the fourth quarter it was enough to carry the Jets to victory and hand Arizona its 8th consecutive loss. Rookie QB Ryan Lindley earned his 2nd straight start but he and the offense had a long afternoon at the Meadowlands, producing just 5 total first downs and failing to convert on 15 third down opportunities. Cardinals S Kerry Rhodes, a former Jet, recorded 2 of Arizona's 3 INTs off Sanchez and was responsible for another takeaway when he forced a fourth quarter fumble. However, the offense - playing without starting C. Lyle Sendlein (IR/knee) and WR Andre Roberts (inactive/ankle) - could not capitalize on those opportunities.

Arizona's most-promising offensive drive may have been its first when a 23-yard Lindley pass to Larry Fitzgerald helped move into NJV territory but it stalled there. On New York's first offensive play, Rhodes INT'd Sanchez and returned it to the NJ26. The Cards gained 8 yards on 1st down but failed to convert on either 3rd-n-1 or 4th-n-1 and came away empty. The Jets threatened on their next 2 drives but came away pointless on both; first Nick Folk's 46-yard FG bounced off the left upright and then Rhodes killed the next one after it had reached the AZ40 with another interception. A LaRon Landry INT off Lindley in the 2nd quarter set the Jets up at the AZ37 but the game remained 0-0 when Folk's FG again hit the upright, this time 52-yarder off the left one. The biggest play of the 1st half came with just over a minute to play and the Cards lined up to punt on 4th-n-7 at the AZ25. After receiving a direct snap, up-back Rashad Johnson picked up 40 yards to the NJY35 and Feely's 48-yarder as the half expired made it 3-0 at intermission.

The teams opened the 3rd quarter by exchanging punts on the first six drives. When the Jets took over at their own 30 with 4:40 left in the 3rd McElroy came on to replace Sanchez at QB. That drive covered 69 yards in 10 plays thanks largely to RB Bilal Powell's 5-36 rushing effort and concluded on 3rd-n-goal from the 1 when McElroy rolled to his right on a bootleg before tossing it to TE Jeff Cumberland for the TD After an AZ three-n-out, Rhodes & the Cardinals defense made another key play. On 3rd-n-6 from the NJY35 McElroy dumped it off to RB Kahli Bell out of the backfield but a hit from Rhodes forced the ball in the air and LB Daryl Washington snatched it at the NJY35. From there the offense picked up a first down but had to settle for a 35-yard Feely FG that made it 7-6 with 10:39 to go. After an exchange of punts, the Jets took over at their own 26 with 7:55 and were able to run out the clock with a 13-play, 66-yard drive that kept the Cardinals from getting the ball back.

	1	2	3	4	OT	F
CARDINALS	0	3	0	3	—	6
JETS	0	0	0	7	—	7

Team	Qtr.	Time	Scoring Play	Drive	Score
CARDS	2	0:00	Feely 48-yard FG	10-61, 2:31	3-0
Jets	4	14:55	Cumberland 1-yard pass from McElroy (Folk kick)	10-69, 4:53	3-7
CARDS	4	10:39	Feely 35-yard FG	6-18, 1:53	6-7

### STATISTICS

	AZ	NJV
First Downs . . . . .	5	20
3rd Down Eff. (Pct) . . . . .	0-15 (0)	5-14 (36)
Total Plays . . . . .	54	74
Avg. Gain . . . . .	2.5	3.9
Rushes-Yards . . . . .	21-81	43-177
Net Passing Yards . . . . .	56	112
Total Net Yards . . . . .	137	289
Passing (A-C-I) . . . . .	31-10-1	28-15-3
Sacked by Opp. . . . .	2-16	3-14
Punts-Average . . . . .	10-44.8	6-43.8
Fumbles-Lost . . . . .	0-0	1-1
Penalties . . . . .	4-30	3-20
Time of Possession . . . . .	21:52	38:08

Weather: Mostly cloudy, 46 degrees, 89% humidity, winds SW 6 mph.

#### RUSHING

CARDS: R. Johnson 1-40; Wells 15-22; Powell 4-18; Stephens-Howling 1-1.

Jets: Greene 24-104; Powell 12-58; McKnight 2-8; McElroy 4-5; Sanchez 1-2.

#### PASSING

CARDS: Lindley 10-31, 72 yds, 0 TD, 1 INT. Jets: Sanchez 10-21, 97 yds, 0 TD, 3 INT; McElroy 5-7, 29 yds, 1 TD, 0 INT.

#### RECEIVING

CARDS: Housler 4-15, Floyd 2-22; Doucet 2-13; Fitzgerald 1-23; Stephens-Howling 1(-1).

Jets: Hill 5-40; Kerley 3-37; Cumberland 2-25, TD; Keller 2-17; Schillens 2-5; Bell 1-2.

#### INTERCEPTIONS

CARDS: Rhodes 2-32; Peterson 1-0. Jets: Landry 1-24.





## CARDINALS 0, SEAHAWKS 58

DECEMBER 9, 2012  
CENTURYLINK FIELD - (67,685)



The Cardinals headed to CenturyLink Field for a week 14 match-up with the 7-5 Seahawks. Arizona, had defeated Seattle 20-16 in week 1 and was hoping to earn a season sweep as well as end its 8-game losing streak. Instead, the game got out of hand quickly in large part to six first half turnovers that helped Seattle surge to a 38-0 halftime lead. In all, the eight Arizona turnovers (5 INTs & 3 fumbles) led to 30 Seahawks points and one of the most one-sided games in franchise history.

The game started in positive fashion for the Cardinals offense which was led by QB John Skelton, back in the starting role after a two-game absence. Arizona took the opening kickoff from its own 22 to the SEA 37 but on 3rd-n-2 from there, Skelton's pass to Larry Fitzgerald went off the WR's hands, was deflected by a pair of Seattle defenders and into the arms of LB Bobby Wagner. The INT return set the Seahawks up at the AZ14 but the Cardinals defense made them settle for a 31-yard Steven Hauschka FG. Seattle's next two drives, however, produced touchdowns. The first came on a 20-yard Marshawn Lynch run that capped an 11-play, 85-yard drive. The second covered 73 yards in just three plays, the biggest of which was a 66-yard Russell Wilson completion to TE Anthony McCoy; Lynch's 4-yard scoring run made it 17-0 early in the second quarter. That quarter wound up being a disastrous one for the Cards who would turn it over 4 times before the half; two would be returned for TDs and another set up a third. With 10:12 to go, CB Richard Sherman stepped in front of a Skelton pass intended for Fitzgerald and returned it 19 yards to the end zone. A few minutes later, Patrick Peterson muffed a punt that was ultimately recovered in the end zone for a TD by Malcolm Smith. Arizona's defense held the Seahawks offense after another Sherman INT off Skelton but on the ensuing punt Peterson fumbled and Seattle recovered at the AZ24 with 0:19 left. Two plays later, Wilson connected with TE Zack Miller of a 24-yard TD that made it 38-0 at intermission.

It did not get better in the 2nd half. Seattle opened with a 7-play, 86-yard drive and Lynch scored his third TD of the afternoon with a 33-yard run. Two plays later, Skelton was again intercepted by Wagner setting up a 28-yard Hauschka FG that made it 48-0. By that point Wilson was replaced at QB by backup Matt Flynn and Ryan Lindley came on to relieve Skelton. Lindley's first drive ended on a sack-fumble by the Seattle defense that set-up a Hauschka FG that made it 51-0. Leon Washington's 3-yard TD run with 2:37 to go provided the game's final points.

	1	2	3	4	OT	F
CARDINALS	0	0	0	0	—	0
SEAHAWKS	10	28	13	7	—	58

Team	Qtr.	Time	Scoring Play	Drive	Score
Seahawks	1	9:59	Hauschka 31-yard FG	4-1, 2:01	0-3
Seahawks	1	2:04	Lynch 20-yard run (Hauschka kick)	11-85, 6:14	0-10
Seahawks	2	14:53	Lynch 4-yard run (Hauschka kick)	3-73, 1:11	0-17
Seahawks	2	10:12	Sherman 19-yard INT return (Hauschka kick)	--	0-24
Seahawks	2	6:31	M. Smith fumble recovery in EZ (Hauschka kick)	--	0-31
Seahawks	2	0:06	Miller 24-yard pass from Wilson (Hauschka kick)	2-24, 0:13	0-38
Seahawks	3	11:08	Lynch 33-yard run (Hauschka kick)	7-86, 3:52	0-45
Seahawks	3	7:43	Hauschka 28-yard FG	6-15, 2:36	0-48
Seahawks	3	2:06	Hauschka 32-yard FG	6-26, 2:43	0-51
Seahawks	4	2:32	Washington 3-yard run (Hauschka kick)	6-62, 2:51	0-58

### STATISTICS

	AZ	SEA
First Downs	10	22
3rd Down Eff. (Pct)	4-14 (29)	3-11 (27)
Total Plays	58	65
Avg. Gain	2.7	6.8
Rushes-Yards	16-43	42-284
Net Passing Yards	111	209
Total Net Yards	154	493
Passing (A-C-I)	39-19-4	22-12-1
Sacked by Opp.	3-22	1-7
Punts-Average	6-46.7	3-42.0
Fumbles-Lost	5-4	0-0
Penalties	9-79	10-97
Time of Possession	25:33	34:27

**Weather:** Mostly cloudy & light rain, 48 degrees, 82% humidity, winds SE 8 mph.

#### RUSHING

**CARDS:** Powell 5-20; Wells 6-18; Stephens-Howling 2-5; Skelton 2-2; Lindley 1(-2).  
**Seahawks:** Lynch 11-128, 3 TD; Turbin 20-108; Washington 7-38, TD; Wilson 3-12; Flynn 1(-2).

#### PASSING

**CARDS:** Skelton 11-22, 74 yds, 0 TD, 4 INT; Lindley 8-17, 59 yds, 0 TD, 0 INT.  
**Seahawks:** Wilson 7-13, 148 yds, 1 TD, 1 INT; Flynn 5-9, 68 yds, 0 TD, 0 INT.

#### RECEIVING

**CARDS:** Housler 7-36; Roberts 3-36; Floyd 2-30; Powell 2-13; Doucet 2-7; Peterson 1-7; Fitzgerald 1-2; Stephens-Howling 1-2.  
**Seahawks:** McCoy 3-105; Rice 2-35; Baldwin 2-29; Miller 2-29, TD; Tate 2-6; Robinson 1-12.

#### INTERCEPTIONS

**CARDS:** Peterson 1-0.  
**Seahawks:** Wagner 2-45; Sherman 2-19, TD.



## CARDINALS 38, LIONS 10

DECEMBER 16, 2012  
UNIV. OF PHOENIX STADIUM - (60,483)



In a Week 15 match-up of 4-9 teams desperate for a win, the Cardinals capitalized on 4 Detroit turnovers converting each into TDs, including 2 pick sixes. The 38-point output was Arizona's largest of the year and the victory snapped a 9-game losing streak. Detroit entered the game with the NFL's #2 overall offense and #1 passing attack but the Cards defense limited the explosive Lions to just 10 points and sent them 3-n-out on 7 drives. QB Matthew Stafford threw 3 INTs and 0 TDs while enduring constant pressure.

The game was scoreless until early in the 2nd quarter when Lions RB Mikel Leshoure capped an 11-play, 73-yard drive with his 1-yard TD run that gave the visitors a 7-0 lead. The Lions forced a punt on the next AZ drive but the ensuing punt was muffed by Stefan Logan and Michael Adams eventually recovered at the DET5. On the very next snap, Beanie Wells tied the game with his 5-yard TD run. Later in the 2nd CB Patrick Peterson INT'd a Stafford pass intended for Calvin Johnson and returned it 31 yards to the DET3. It was Peterson's 4th straight game with a pick and 7th INT of the year; it quickly led to another Wells TD run that made it 14-7 with 3:20 left in the half. The Lions were moving just before halftime and had approached midfield before 5 Rashad Johnson stepped in front of a 3rd-n-15 Stafford pass and returned it 53 yards for a TD that made it 21-7.

Arizona's opening drive of the 2nd half resulted in a 51-yard Jay Feely FG that made it 24-7. The Lions answered with Jason Hanson's 41-yarder that made it 24-10. After the team's traded punts on the next 4 drives, Detroit marched deep into AZ territory and appeared to cut the deficit to 7 with a Stafford TD pass with 6:11 to play but it was negated by a delay of game penalty. Two plays later on 4th-n-2 at the 4, CB Greg Toler picked off Stafford in the end zone and returned it a franchise record 102 yards for a score. Instead of shrinking to 7, the Arizona lead grew to 21. The next Detroit series ended when Adrian Wilson sacked Stafford on 4th-n-10; with it Wilson became the 6th player in NFL history to amass 25+ sacks and INTs in a career. One play after the Lions turned it over on downs, Wells scored his 3rd TD of the day when he ran 31 yards down the right sideline for the game's final points. DE Calais Campbell had his best game of the year with 8 tackles, a sack and 3 QB hits. Punter Dave Zastudil set a team record with 6 punts inside the 20 and an offensive line shuffled due to injuries allowed just 1 sack.

	1	2	3	4	OT	F
LIONS	0	7	3	0	—	10
CARDINALS	0	21	3	14	—	38

Team	Qtr.	Time	Scoring Play	Drive	Score
Lions	2	12:51	Leshoure 1-yard run (Hanson kick)	11-73, 5:04	7-0
CARDS	2	9:18	Wells 5-yard run (Feely kick)	1-5, 0:11	7-7
CARDS	2	3:16	Wells 1-yard run (Feely kick)	2-3, 0:41	7-14
CARDS	2	0:30	R. Johnson 53-yard INT return (Feely kick)	--	7-21
CARDS	3	9:19	Feely 51-yard FG	8-30, 3:28	7-24
Lions	3	4:11	Hanson 41-yard FG	11-57, 5:08	10-24
CARDS	4	5:07	Toler 102-yard INT return (Feely kick)	--	10-31
CARDS	4	3:39	Wells 31-yard run (Feely kick)	2-29, 0:13	10-38

### STATISTICS

	DET	AZ
First Downs	18	12
3rd Down Eff. (Pct)	6-18 (33)	2-12 (17)
Total Plays	74	51
Avg. Gain	4.2	3.8
Rushes-Yards	22-84	29-99
Net Passing Yards	228	97
Total Net Yards	312	196
Passing (A-C-I)	50-24-3	21-14-1
Sacked by Opp.	2-18	1-7
Punts-Average	8-47.0	9-44.2
Fumbles-Lost	1-1	1-0
Penalties	7-63	6-50
Time of Possession	31:14	28:46

**Weather:** Sunny & clear, 57 degrees, 52% humidity, winds NW 4 mph.

#### RUSHING

**Lions:** Leshoure 14-55, TD; Bell 7-24; Thomas 1-5.  
**CARDS:** Wells 17-67, 3 TD; Stephens-Howling 5-20; Lindley 2-8; Powell 5-4.

#### PASSING

**Lions:** Stafford 24-50, 246 yds, 0 TD, 3 INT.  
**CARDS:** Lindley 14-21, 104 yds, 0 TD, 1 INT.

#### RECEIVING

**Lions:** C. Johnson 10-121; Scheffler 3-36; Heller 2-18; Logan 2-18; Bell 2-13; Leshoure 2-4; Durham 1-14; K. Smith 1-13; Robiskie 1-9.  
**CARDS:** Fitzgerald 4-22; Floyd 3-37; Roberts 3-22; Housler 2-13; King 1-7; Stephens-Howling 1-3.

#### INTERCEPTIONS

**Lions:** Levy 1(-1).  
**CARDS:** Toler 1-102, TD; R. Johnson 1-53, TD; Peterson 1-31.



**BEARS 28, CARDINALS 13**DECEMBER 23, 2012  
UNIV. OF PHOENIX STADIUM - (62,734)**49ERS 27, CARDINALS 13**DECEMBER 30, 2012  
CANDLESTICK PARK - (69,732)

Playing in their home finale and the penultimate game of the regular season, the Cardinals faced a Bears team seeking to stay alive in the playoff hunt and snap a 3-game losing streak. Chicago would do just that thanks to a defense that scored two TDs and an offense that made several big plays at key times. WR Larry Fitzgerald led the offense with an 8-catch, 111-yard effort catching passes from the two traded Cardinals QBs.

After the teams traded punts to open the game, AZ found itself pinned at its own 4. On 2nd-and-goal from the 3 RB Beanie Wells lost his footing and bent awkwardly before losing the football. CB Zackary Bowman recovered and scooted a yard into the end zone to put the Bears up 7-0. Later in the opening quarter, starting QB Ryan Lindley moved into Chicago territory thanks to completions to Michael Floyd (14 yards) and Larry Fitzgerald (17 & 18); that set up a 49-yard Jay Feely FG that made it 7-3. On the next snap, RB Matt Forte ran 36 yards to the AZ36. Two plays later the Bears faced 3rd-and-8 from the 34 when Jay Cutler made his 1st completion of the day a big one when he and WR Brandon Marshall hooked up on a 30-yard completion to the 4. Forte then punched it in to put Chicago up 14-3. Two of the next 3 AZ drives would begin in Bears territory but the Cards would get just 3 points off of them. The first started at the CH32 following a Bears 3-n-out and short punt; 3 incompletions and a failed attempt at a fake FG however left the Cards empty-handed. Later a muffed Bears punt was recovered by Michael Adams at the CH136; the Cards would convert that into a 35-yard Feely FG that made it 14-6 with 2:18 to play in the half. Chicago, however, would strike quickly, moving 80 yards in 6 plays and capping the drive with an 11-yard Cutler-to-Marshall TD pass that made it 21-6 at the half.

Arizona's first possession of the 2nd half ended badly when Charles Tillman INT'd Lindley's 2nd-and-15 pass to Andre Roberts at the 10 and waltzed in for the score. Trailing 28-3, Arizona inserted QB Brian Hoyer, who had joined the team two weeks earlier. He would go on to complete 11 of 19 passes but was picked off by Kelvin Hayden deep in AZ territory late in the 4th. With just under 2:00 to go Chicago lined up for a 20-yard Olindo Mare FG but Adrian Wilson knifed in to block it and rookie Justin Bethel raced 82 yards for a TD that made the final score 28-14.

The loss dropped Arizona to 5-10 while Chicago moved to 9-6. As he had been all season, punter Dave Zastudil was again exceptional. A week after getting a club record with 6 punts inside the 20, he matched that total again, giving him an NFL record 44 for the season.

	1	2	3	4	OT	F
BEARS	7	14	7	0	--	28
CARDINALS	3	3	0	7	--	13

Team	Qtr.	Time	Scoring Play	Drive	Score
Bears	1	8:53	Bowman 1-yard fumble return (Mare kick)	--	7-0
CARDS	1	0:37	Feely 49-yard FG	9-48, 4:48	7-3
Bears	2	13:12	Forte 4-yard run (Mare kick)	5-72, 2:25	14-3
CARDS	2	2:18	Feely 35-yard FG	6-19, 2:43	14-6
Bears	2	0:19	Marshall 11-yard pass from Cutler (Mare kick)	6-80, 1:59	21-6
Bears	3	12:39	Tillman 10-yard INT return (Mare kick)	--	28-6
CARDS	4	1:46	Bethel 82-yard return of blocked FG (Feely kick)	--	28-13

**STATISTICS**

	CHI	AZ
First Downs	15	15
3rd Down Eff. (Pct)	3-13 (23)	3-15 (20)
Total Plays	33	33
Avg. Gain	5.0	3.4
Rushes-Yards	33-152	19-29
Net Passing Yards	145	219
Total Net Yards	297	248
Passing (A-C-I)	26-12-0	49-28-2
Sacked by Opp.	1-1	4-27
Punts-Average	9-43.8	8-44.8
Fumbles-Lost	2-1	3-1
Penalties	2-12	4-25
Time of Possession	28:05	31:55

**Weather:** Sunny & clear, 62 degrees, 34% humidity, no wind.**RUSHING**

**Bears:** Forte 12-88, TD; Bell 13-32; Allen 5-24; Cutler 3-8.

**CARDS:** Stephens-Howling 11-20; Powell 3-6; Wells 4-3; Feely 1-0.

**PASSING**

**Bears:** Cutler 12-26, 146 yds, 1 TD, 0 INT.

**CARDS:** Lindley 17-30, 141 yds, 0 TD, 1 INT; Hoyer 11-19, 105 yds, 0 TD, 1 INT.

**RECEIVING**

**Bears:** Marshall 6-68, TD; Davis 2-19; Jeffrey 1-35; Bennett 1-16; Forte 1-7; Allen 1-1.

**CARDS:** Fitzgerald 8-111; Floyd 6-47; Roberts 5-44; Powell 3-21; Smith 1-8; Byrd 1-8; Peterson 1-6; Day 1-3; King 1-1; Stephens-Howling 1(-3).

**INTERCEPTIONS**

**Bears:** Hayden 1-39; Tillman 1-10, TD.

**CARDS:** None.

In the regular season finale, the Cardinals were cast in the role of spoilers against a 49ers team with both an NFC West title and first round playoff bye on the line. At quarterback Arizona turned to Brian Hoyer, who had joined the team earlier in the month and became the 4th different starting signal-caller for the Cardinals in 2012. After leading 6-0 early in the 2nd quarter, the Cardinals surrendered 27 unanswered points en route to a loss that dropped them to 5-11 for the season.

Early on the visiting Cards had the Niners on the ropes, sending them 3-n-out on their first three drives and moving the ball well themselves. Consecutive Arizona drives penetrated the red zone but they were forced to settle for FGs that gave the Cards a 6-0 lead early in the second quarter. San Francisco's offense then started to heat up and had chances for points on three straight drives. Two ended when kicker David Akers was unsuccessful on field goal tries of 44 and 40 yards. But the one in between was quick, lethal and gave the 49ers a lead they would never relinquish. Midway thru the second they took over at the AZ20; on 1st down QB Colin Kaepernick connected with WR Michael Crabtree on a 31-yard completion across midfield. On the next play they hooked up again on a 49-yard TD down the left sideline and the 49ers took that 7-6 lead into the locker room at halftime.

It was in the 2nd half when the 49ers pulled away. They got the ball to open the 2nd quarter and added to their lead with a 43-yard Akers FG at the end of a 9-play, 54-yard drive. The key play was again a Crabtree reception, this one a 28-yarder on 3rd-and-8 at the SF38. After a Cardinals 3-n-out, the Niners took over at the AZ38 to start their next series and Crabtree capped it with a 7-yard TD from Kaepernick that put the hosts up 17-6. On the next series, the Niners began to work Frank Gore and the RB responded with a 5-carry drive that included a 2-yard TD run. After an Arizona fumble, Akers hit a 26-yard FG that gave SF points on its first 4 drives of the second half and put the 49ers ahead 27-6.

Late in the 4th quarter the Cards embarked upon their most successful drive of the game and Hoyer ended it with a 37-yard TD pass to rookie WR Michael Floyd, who finished the game with a career-best 166 receiving yards on 8 catches. His TD would prove to be the game's final points. Punter Dave Zastudil landed two more punts inside the 20 and finished the year with an NFL single-season record 46, four better than the previous mark.

	1	2	3	4	OT	F
CARDINALS	3	3	0	7	--	13
49ERS	0	7	10	10	--	27

Team	Qtr.	Time	Scoring Play	Drive	Score
CARDS	1	5:33	Feely 35-yard FG	7-37, 2:27	3-0
CARDS	2	13:44	Feely 31-yard FG	10-74, 5:11	6-0
49ers	2	7:20	Crabtree 49-yard pass from Kaepernick (Akers kick)	2-80, 0:48	6-7
49ers	3	11:07	Akers 43-yard FG	9-54, 3:53	6-10
49ers	3	5:58	Crabtree 7-yard pass from Kaepernick (Akers kick)	5-38, 2:51	6-17
49ers	4	12:59	Gore 2-yard run (Akers kick)	12-72, 6:23	6-24
49ers	4	9:07	Akers 26-yard FG	9-26, 3:43	6-27
CARDS	4	1:59	Floyd 37-yard pass from Hoyer (Feely kick)	6-78, 1:39	13-27

**STATISTICS**

	CHI	AZ	SF
First Downs	15	11	20
3rd Down Eff. (Pct)	3-12 (25)	3-12 (25)	4-14 (29)
Total Plays	33	53	67
Avg. Gain	4.9	4.9	6.1
Rushes-Yards	17-55	17-55	37-129
Net Passing Yards	207	207	278
Total Net Yards	262	262	407
Passing (A-C-I)	34-19-1	34-19-1	29-17-0
Sacked by Opp.	2-18	2-18	1-4
Punts-Average	6-50.8	6-50.8	4-46.3
Fumbles-Lost	1-1	1-1	1-0
Penalties	5-34	5-34	3-25
Time of Possession	23:57	23:57	36:03

**Weather:** Sunny & clear, 50 degrees, 70% humidity, wind N 5 mph..**RUSHING**

**Bears:** Powell 14-52; Hoyer 1-6; Stephens-Howling 1(-1); Roberts 1(-1).

**49ers:** Gore 20-68, TD; James 7-49; Dixon 3-6; Kaepernick 3-5; Miller 2-3; A. Smith 2(-2).

**PASSING**

**CARDS:** Hoyer 19-34, 225 yds, 1 TD, 1 INT.

**49ers:** Kaepernick 16-28, 276 yds, 2 TD, 0 INT; A. Smith 1-1, 6 yds, 0 TD, 0 INT.

**RECEIVING**

**CARDS:** Floyd 8-166, TD; Roberts 3-18; King 3-10; Fitzgerald 2-13; Day 1-12; Kelemete 1-10.

**49ers:** Crabtree 8-172, 2 TD; Gore 3-21; Walker 2-50; Moss 2-28; Miller 1-6; Davis 1-5.

**INTERCEPTIONS**

**CARDS:** None.

**49ers:** Brown 1-12.



## PLAYER PARTICIPATION

No. Player	Seattle	at New England		Philadelphia	Miami	at St. Louis		Buffalo	at Minnesota	San Francisco	at Green Bay	at Atlanta	St. Louis	at New York Jets		at Seattle	Detroit	Chicago	at San Francisco	Regular Season GP/GS/DNP/IA	
	1	2	3	4	5	6	7	8	9	10	11	12	13	14	15	16					
94 Acho, Sam	ROLB	ROLB	ROLB	ROLB	ROLB	ROLB	ROLB	ROLB	ROLB	ROLB	ROLB	ROLB	ROLB	ROLB	ROLB	ROLB	ROLB	ROLB	ROLB	ROLB	16-16-0-0
27 Adams, Michael	P	P	P	P	P	IAJ	P	P	P	P	P	P	P	P	P	P	P	P	P	P	15-0-0-1
78 Baker, Steven	PS	PS	PS	PS	PS	PS	PS	PS	PS	PS	PS	PS	PS	PS	PS	PS	PS	PS	PS	PS	N/A
74 Batiste, D'Anthony	LT	LT	LT	LT	LT	LT	LT	LT	LT	LT	P	P	P	DNP	P	P	P	P	LT	LT	15-10-1-0
31 Bethel, Justin	P	P	P	P	P	P	P	P	P	P	P	P	P	P	P	P	P	P	P	P	16-0-0-0
55 Bradley, Stewart	P	P	P	P	P	P	P	P	P	P	P	P	P	P	P	P	P	P	P	P	16-0-0-0
73 Bridges, Jeremy	IR	IR	IR	IR	IR	IR	IR	IR	IR	IR	-	-	-	-	-	-	-	-	-	-	N/A
75 Brown, Levi	IR	IR	IR	IR	IR	IR	IR	IR	IR	IR	IR	IR	IR	IR	IR	IR	IR	IR	IR	IR	N/A
32 Butler, Crezdon	-	-	-	-	-	P	-	PS	PS	PS	-	-	-	-	-	-	-	-	-	-	1-0-0-0
17 Byrd, LaRon	IA	IA	IA	IA	IA	DNP	DNP	IA	IA	IA	IA	P	DNP	IA	P	P	P	P	IAJ	IAJ	3-0-3-10
93 Campbell, Calais	DE	DE	DE	DE	DE	DE	DE	DE	DE	DE	IAJ	IAJ	IAJ	DE	DE	DE	P	P	P	P	13-12-0-3
79 Carter, David	P	P	P	P	P	P	P	P	P	P	DE	DE	P	DT	NT	P	P	P	P	P	16-4-0-0
71 Colledge, Daryn	LG	LG	LG	LG	LG	LG	LG	LG	LG	LG	LG	LG	LG	LG	LG	LG	LG	LG	LG	LG	16-16-0-0
90 Dockett, Darnell	DT	DT	DT	IAJ	DT	DT	DT	DT	DT	DT	DT	DT	DT	P	DT	DT	DT	DT	DT	DT	15-14-0-1
85 Doucet, Early	P	P	P	P	WR	P	P	P	WR	P	IAJ	WR	P	IAJ	IAJ	IAJ	IAJ	IAJ	IAJ	IAJ	12-3-0-4
81 Dray, Jim	P	IA	P	IAJ	IAJ	P	P	P	P	P	P	P	P	P	P	P	P	P	P	P	13-0-0-3
98 Eason, Nick	P	P	P	DT	P	P	P	P	P	P	P	P	P	P	P	P	P	P	P	P	16-1-0-0
59 Elmore, Ricky	PS	PS	PS	-	-	-	-	-	-	-	-	-	-	-	-	-	-	-	-	-	N/A
3 Feely, Jay	P	P	P	P	P	P	P	P	P	P	P	P	P	P	P	P	P	P	P	P	16-0-0-0
11 Fitzgerald, Larry	WR	WR	WR	WR	WR	WR	WR	WR	WR	WR	WR	WR	WR	WR	WR	WR	WR	WR	WR	WR	16-16-0-0
23 Fleming, Jamell	P	CB	P	P	P	CB	P	P	CB	P	P	P	IA	P	P	P	P	P	P	P	15-3-0-1
15 Floyd, Michael	P	P	P	P	P	P	P	P	P	P	P	P	WR	P	WR	P	WR	P	WR	WR	16-3-0-0
53 Fugger, Tim	-	-	-	-	-	-	-	-	-	PS	PS	PS	PS	PS	PS	PS	PS	PS	PS	PS	N/A
22 Gay, William	RCB	RCB	RCB	RCB	P	RCB	RCB	RCB	RCB	RCB	RCB	RCB	RCB	RCB	RCB	RCB	RCB	RCB	RCB	RCB	16-15-0-0
69 Gibson, Mike	-	-	-	-	-	-	-	-	-	-	-	-	-	-	-	-	-	IAJ	IAJ	IAJ	0-0-0-2
54 Groves, Quentin	P	P	P	P	P	P	P	P	P	P	LOLB	LOLB	LOLB	LOLB	LOLB	LOLB	LOLB	LOLB	LOLB	LOLB	16-7-0-0
86 Heap, Todd	TE	P	IAJ	IAJ	IAJ	IAJ	IAJ	IAJ	IAJ	IAJ	IA	IA	-	-	-	-	-	-	-	-	2-1-0-10
91 Holliday, Vonnie	P	P	P	P	P	P	P	P	P	P	P	P	P	P	P	P	P	P	P	DE	16-1-0-0
84 Housler, Rob	P	P	P	TE	TE	P	TE	TE	TE	TE	TE	TE	TE	P	TE	P	TE	P	IR	IR	15-9-0-0
6 Hoyer, Brian	-	-	-	-	-	-	-	-	-	-	-	-	-	-	-	IA	P	QB	QB	QB	2-1-0-1
42 James, Javarris	IR	IR	IR	IR	IR	IR	IR	IR	IR	IR	IR	IR	IR	IR	IR	IR	IR	IR	IR	IR	N/A
49 Johnson, Rashad	P	P	SS	P	P	P	FS	P	P	SS	P	P	P	P	P	P	P	IAJ	P	P	15-3-0-1
64 Kelemete, Senio	IA	IA	IA	IA	IA	IA	IA	IA	IA	IA	IA	IA	IA	IA	IA	IA	IA	IA	P	P	1-0-0-15
87 King, Jeff	TE	TE	TE	TE	P	TE	TE	TE	TE	P	TE	TE	P	TE	P	TE	TE	TE	TE	TE	16-12-0-0
4 Kolb, Kevin	P	QB	QB	QB	QB	QB	IAJ	IAJ	IAJ	IAJ	IAJ	IAJ	IAJ	IAJ	IR	IR	IR	IR	IR	IR	6-5-0-7
82 Leach, Mike	P	P	P	P	P	P	P	P	P	P	P	P	P	P	P	P	P	P	P	P	16-0-0-0
51 Lenon, Paris	ILB	ILB	ILB	ILB	ILB	ILB	ILB	ILB	ILB	ILB	ILB	ILB	ILB	ILB	ILB	ILB	ILB	ILB	ILB	ILB	16-16-0-0
14 Lindley, Ryan	IA	DNP	DNP	DNP	DNP	IA	DNP	DNP	DNP	P	QB	QB	P	QB	QB	DNP	DNP	DNP	DNP	DNP	6-4-8-2
95 Lumpkin, Ricky	PS	PS	PS	PS	PS	PS	PS	PS	PS	PS	PS	PS	PS	PS	P	PS	PS	PS	PS	PS	1-0-0-0
70 Massie, Bobby	RT	RT	RT	RT	RT	RT	RT	RT	RT	RT	RT	RT	RT	RT	RT	RT	RT	RT	RT	RT	16-16-0-0

# PLAYER PARTICIPATION

No. Player	Seattle	at New England		Philadelphia	Miami	at St. Louis	Buffalo	at Minnesota	San Francisco	at Green Bay	at Atlanta	St. Louis	at New York Jets		at Seattle	Detroit	Chicago	at San Francisco	Regular Season GP/GS/DNP/PIA
	1	2	3	4	5	6	7	8	9	10	11	12	13	14	15	16	Total		
45 Maui'a, Reagan	-	-	-	DNP	IA	FB	P	P	-	-	-	-	-	-	-	-	-	-	3-1-1-1
20 McCoy, Greg	-	PS	PS	PS	PS	PS	PS	PS	-	-	PS	PS	PS	PS	PS	PS	PS	PS	N/A
67 McQuistan, Pat	IA	IA	IA	-	-	-	P	P	P	IA	IA	IA	IA	IA	RG	RG	RG	RG	6-3-0-7
59 Nash, Zack	-	-	-	PS	PS	PS	PS	PS	PS	P	P	P	P	P	P	P	P	P	8-0-0-0
72 Ohrnberger, Rich	P	P	P	P	P	P	P	P	RG	RG	P	P	C	C	IR	IR	IR	IR	13-4-0-0
52 Parker, Colin	PS	PS	PS	PS	PS	PS	PS	PS	PS	PS	PS	PS	PS	PS	PS	PS	PS	PS	N/A
41 Parker, Larry	PS	-	-	-	-	-	-	-	-	-	-	-	-	-	-	-	-	-	N/A
21 Peterson, Patrick	LCB	LCB	LCB	LCB	LCB	LCB	LCB	LCB	LCB	LCB	LCB	LCB	LCB	LCB	LCB	LCB	LCB	LCB	16-16-0-0
76 Potter, Nate	DNP	DNP	DNP	DNP	P	DNP	DNP	DNP	P	LT	LT	LT	LT	LT	LT	LT	LT	IAJ	8-6-7-1
33 Powell, William	IA	IA	IA	P	P	P	P	P	P	P	P	P	P	P	P	P	P	P	13-1-0-3
25 Rhodes, Kerry	FS	FS	FS	FS	FS	FS	IAJ	FS	FS	FS	FS	FS	FS	FS	FS	FS	FS	FS	15-15-0-1
12 Roberts, Andre	WR	WR	WR	WR	WR	WR	WR	WR	WR	WR	WR	WR	IAJ	WR	WR	WR	WR	WR	15-15-0-1
10 Robinson, Gerrell	PS	PS	SUS	SUS	SUS	SUS	PS	PS	PS	PS	PS	PS	PS	PS	PS	PS	PS	PS	N/A
39 Sanders, James	P	P	P	P	P	P	P	P	P	P	P	P	P	P	IAJ	P	P	P	15-0-0-1
50 Schofield, O'Brien	LOLB	LOLB	LOLB	LOLB	LOLB	LOLB	LOLB	LOLB	LOLB	LOLB	IR	IR	IR	IR	IR	IR	IR	IR	9-9-0-0
63 Sendlein, Lyle	C	C	C	C	C	C	C	C	C	C	C	C	IR	IR	IR	IR	IR	IR	11-11-0-0
35 Sherman, Anthony	P	FB	FB	P	P	IAJ	IAJ	P	P	P	P	P	P	FB	P	FB	IAJ	IAJ	13-4-0-3
19 Skelton, John	QB	IAJ	IAJ	IAJ	IAJ	P	QB	QB	QB	QB	DNP	DNP	QB	DNP	IA	IA	IA	IA	7-6-3-6
44 Skelton, Steve	PS	PS	PS	PS	PS	PS	PS	PS	PS	PS	PS	PS	PS	PS	PS	-	-	-	N/A
29 Smith, Alfonso	-	-	-	P	P	P	P	P	P	P	P	IA	IA	P	P	P	P	P	11-0-0-2
68 Snyder, Adam	RG	RG	RG	RG	RG	RG	RG	IAJ	IAJ	RG	RG	RG	RG	RG	C	C	C	C	14-14-0-2
83 Sperry, Kory	-	-	-	-	-	-	-	-	-	-	-	-	-	IA	IA	IA	IA	P	1-0-0-3
36 Stephens-Howling, L.	P	P	P	IAJ	IAJ	RB	RB	RB	RB	RB	RB	P	P	P	P	P	P	P	14-5-0-2
96 Talley, Ronald	-	-	-	-	-	-	-	-	-	P	P	DE	IAJ	IAJ	IAJ	IAJ	IAJ	IAJ	3-1-0-4
18 Taylor, Kerry	-	-	-	PS	PS	PS	PS	PS	PS	PS	PS	PS	PS	PS	PS	PS	PS	DNP	0-0-1-0
60 Thompson, Everrette	-	-	-	-	-	-	-	-	-	-	-	-	-	-	-	-	-	PS	N/A
28 Toler, Greg	IAJ	P	P	P	RCB	IAJ	IAJ	IAJ	IAJ	CB	P	P	P	P	P	P	P	P	11-2-0-5
56 Walker, Reggie	P	P	P	P	P	IAJ	IAJ	P	P	P	P	P	P	P	P	P	P	P	14-0-0-2
58 Washington, Daryl	ILB	ILB	ILB	ILB	ILB	ILB	ILB	ILB	ILB	ILB	ILB	ILB	ILB	ILB	ILB	ILB	ILB	ILB	16-16-0-0
66 Wedige, Scott	-	-	-	-	-	-	-	-	-	-	-	DNP	P	DNP	DNP	P	P	P	2-0-3-0
26 Wells, Beanie	P	RB	RB	IRD	IRD	IRD	IRD	IRD	IRD	IRD	IRD	RB	RB	RB	RB	RB	RB	DNP	8-7-1-0
57 Westerman, Jamaal	IA	IA	P	P	P	P	P	IA	IA	IA	-	-	-	-	-	-	-	-	5-0-0-5
32 Whittaker, Fozzy	-	-	-	-	-	-	-	-	-	-	-	-	-	-	-	PS	PS	PS	N/A
92 Williams, Dan	NT	P	NT	NT	NT	P	NT	NT	P	P	NT	NT	NT	NT	IAJ	NT	NT	NT	15-11-0-1
80 Williams, Isaiah	PS	PS	PS	PS	PS	PS	IR	IR	IR	IR	IR	IR	IR	IR	-	-	-	-	N/A
34 Williams, Ryan	RB	P	P	RB	RB	IR	IR	IR	IR	IR	IR	IR	IR	IR	IR	IR	IR	IR	5-3-0-0
24 Wilson, Adrian	SS	SS	IAJ	SS	SS	SS	SS	SS	SS	SS	P	SS	SS	SS	SS	SS	SS	SS	15-14-0-1
9 Zastudil, Dave	P	P	P	P	P	P	P	P	P	P	P	P	P	P	P	P	P	P	16-0-0-0

P-Played, Position-Started, INJ-Injured, DNP-Did Not Play, IA-Inactive, IAJ-Inactive/Injured, IR-Injured Reserve, IRD-Injured Reserve/Designated For Return, PS-Practice Squad, PUP-Physically Unable to Perform, SUS-NFL Suspension, NFI-Reserve/Non-Football Injury, RE-Roster Exemption



## 2012 MISCELLANEOUS STATS

Season Record . . . . .	5-11	At Home . . . . .	4-4	When won the coin toss . . . . .	1-5
In NFC West Games . . . . .	1-5	On the Road . . . . .	1-7	When lost coin toss . . . . .	4-6
In NFC East Games . . . . .	1-0	Outdoors . . . . .	2-6	When scored first . . . . .	2-5
In NFC North Games . . . . .	1-3	Indoors . . . . .	3-5	When opp. scores first . . . . .	3-6
In NFC South Games . . . . .	0-1	On Natural Grass . . . . .	4-6	In overtime games . . . . .	1-1
In September . . . . .	4-0	When Arizona had a 100-yd receiver . . . . .	2-3		
In October . . . . .	0-4	When opponent had a 100-yd receiver . . . . .	2-4		
In November . . . . .	0-3	When Arizona had a 300-yd passer . . . . .	1-2		
In December . . . . .	1-4	When opponent had a 300-yd passer . . . . .	2-1		
In January . . . . .	0-0	When Cards out-rushed opponent . . . . .	2-2		
With roof open at U of P Stadium . . . . .	1-2	When Cards out-passed opponent . . . . .	2-7		
With roof closed at U of P Stadium . . . . .	3-2	While wearing white jersey/white pants . . . . .	1-7		
When Yielding 20 Points or Less . . . . .	4-3	While wearing white jersey/red pants . . . . .	0-0		
When Scoring 20 Points or More . . . . .	5-0	While wearing red jersey/white pants . . . . .	3-3		
When Led at Halftime . . . . .	3-3	While wearing red jersey/red pants . . . . .	0-0		
When Traveled at Halftime . . . . .	1-7	While wearing black jersey/white pants . . . . .	1-1		
When Arizona had a 100-yd rusher . . . . .	0-2	When Tied at Halftime . . . . .	1-1		
When opp. had a 100-yd rusher . . . . .	0-4	When Led at the End of 3rd Quarter . . . . .	3-1		
		When Traveled at the End of 3rd Quarter . . . . .	1-9		
		When Tied at the End of 3rd Quarter . . . . .	1-1		

## 2012 DEFENSIVE TOUCHDOWNS

Date	Opp	Play
9-23	vs. Phi	S James Sanders 93-yard fumble return off of FS Kerry Rhodes' forced fumble
12-16	vs. Det	S Rashad Johnson 53-yard interception return CB Greg Toler 102-yard interception return

## 2012 RETURN TOUCHDOWNS

Date	Opp	Play
12-23	vs. Chi	S Justin Bethel 82-yard return off of SS Adrian Wilson's blocked field goal

## 2012 ARIZONA INSTANT REPLAY CHALLENGES (6-3)

Date	Opp	Explanation	Result
9-9	vs. Sea	Challenge incomplete pass ruling to Sea RB Marshawn Lynch	Reversed
9-16	@ NE	Challenge completion ruling to NE WR Brandon Lloyd	Upheld
		Challenge incomplete pass ruling to AZ WR Larry Fitzgerald	Upheld
9-23	vs. Phi	Challenge fumble ruling of PHI QB Michael Vick	Reversed
		Challenge completion ruling to PHI TE Brent Celek	Reversed
10-4	@ StL	Challenge completion ruling to STL WR Danny Amendola	Reversed
11-4	@ GB	Challenge completion ruling to GB WR Jordy Nelson	Reversed
12-2	@ NYJ	Challenge completion ruling to NYJ WR Stephen Hill	Upheld
12-23	vs. Chi	Challenge completion ruling to CHI WR Brandon Marshall	Reversed

## 2012 OPPONENT INSTANT REPLAY CHALLENGES (1-5)

Date	Opp	Explanation	Result
9-16	@ NE	Challenge completion ruling to AZ TE Rob Housler	Upheld
10-14	vs. Buf	Challenge first down ruling for AZ WR Andre Roberts	Upheld
11-4	@ GB	Challenge down by contact ruling for AZ RB L. Stephens-Howling	Upheld
12-2	@ NYJ	Challenge first down ruling by NYJ TE Dustin Keller	Reversed
		Challenge fumble ruling by AZ RB William Powell	Upheld
12-23	vs. Chi	Challenge down by contact ruling by AZ WR Michael Floyd	Upheld

## 2012 BOOTH INITIATED REVIEWS

Date	Opp	Explanation	Result
9-9	vs. Sea	Challenge fumble ruling on AZ RB Ryan Williams run	Upheld
		Challenge interception ruling by SEA CB Richard Sherman	Upheld
9-30	vs. Mia	Challenge interception ruling by AZ SS Adrian Wilson	Reversed
		Challenge fumble ruling by MIA WR Legeud Naanee	Upheld
		Challenge interception ruling by MIA CB Sean Smith	Upheld
10-14	@ Min	Challenge interception ruling by AZ LB Sam Acho	Upheld
11-4	@ GB	Challenge interception ruling by AZ CB William Gay	Upheld
		Challenge the punt touched ruling by AZ CB Patrick Peterson	Upheld
11-18	@ ATL	Challenge fumble ruling by AZ QB Ryan Lindley	Upheld
12-2	@ NYJ	Challenge the runner down by contact on AZ S Kerry Rhodes	Upheld
12-16	vs. Det	Challenge the kick touched ruling by DET PR Stefan Logan	Upheld
		Challenge the runner broke the plane by AZ RB Beanie Wells	Upheld
12-23	vs. Chi	Challenge the touchdown ruling for CHI CB Zack Bowman	Upheld

## 2012 OVERTIME SCORING PLAYS (1-1)

Date	Opp	Play
9-30	vs. Mia	AZ K Jay Feely 46-yard field goal
10-14	vs. Buf	BUF K Rian Lindell 25-yard field goal

## TWO-POINT CONVERSION ATTEMPTS (0/0)

Date	Opp	Play

## ONSIDE KICK ATTEMPTS/RECOVERIES (0-3)

Date	Opp	Play
10-21	@ Min	AZ K Jay Feely kick recovered by Min RB Matt Asiata
12-23	vs. Chi	AZ K Jay Feely kick recovered by Chi WR Alshon Jeffery
12-30	@ SF	AZ K Jay Feely kick recovered by SF WR Randy Moss



# ARIZONA CARDINALS

**RECORDS**



## SINGLE-GAME BESTS

### RUSHING YARDS (All 100-yard games)

- 228 .. Beanie Wells at St. Louis, Nov. 27, 2011 (27 carries)  
 214 .. LeShon Johnson at New Orleans, Sept. 22, 1996 (21 carries)  
 203 .. John David Crow vs. Pittsburgh, Dec. 18, 1960 (24 carries)  
 193 .. Otis Anderson vs. Dallas, Sept. 2, 1979 (21 carries)  
 182 .. Wayne Morris at Minnesota, Nov. 6, 1977 (22 carries)  
 179 .. Stump Mitchell vs. Philadelphia, Dec. 17, 1985 (22 carries)  
 177 .. Otis Anderson vs. Buffalo, Nov. 15, 1981 (27 carries)  
 176 .. Bill Triplett at N.Y. Giants, Oct. 31, 1965 (23 carries)  
 174 .. Adrian Murrell at Philadelphia, Dec. 13, 1998 (32 carries)  
 173 .. Thomas Jones at Seattle, Sept. 15, 2002 (24 carries)  
 168 .. Otis Anderson at N.Y. Giants, Nov. 11, 1980 (31 carries)  
 165 .. Marcel Shipp vs. San Francisco, Oct. 26, 2003 (35 carries)  
 164 .. Otis Anderson vs. Minnesota, Nov. 4, 1979 (25 carries)  
 163 .. Ollie Matson vs. Washington, Nov. 21, 1954 (8 carries)  
 162 .. Willis Crenshaw at N.Y. Giants, Dec. 8, 1968 (28 carries)  
 160 .. Ronald Moore vs. Philadelphia, Nov. 7, 1993 (36 carries)  
 159 .. Ollie Matson vs. Pittsburgh, Nov. 25, 1956 (16 carries)  
*Elmer Angsman vs. Philadelphia, Dec. 28, 1947 (10 carries)*  
 158 .. Stump Mitchell vs. New Orleans, Dec. 8, 1985 (28 carries)  
 157 .. John David Crow at Washington, Nov. 20, 1960 (17 carries)  
 156 .. Johnny Johnson vs. N.Y. Giants, Dec. 12, 1992 (36 carries)  
 155 .. Otis Anderson vs. Philadelphia, Dec. 18, 1983 (23 carries)  
 155 .. Ollie Matson vs. Washington, Oct. 20, 1957 (13 carries)  
 151 .. Otis Anderson vs. Philadelphia, Sept. 28, 1980 (27 carries)  
 148 .. Tim Hightower vs. Denver, Dec. 12, 2010 (18 carries)  
 147 .. Stump Mitchell vs. Houston, Oct. 27, 1985 (21 carries)  
 147 .. Jim Otis at Chicago, Dec. 14, 1975 (33 carries)  
 146 .. Johnny Johnson at Indianapolis, Dec. 20, 1992 (28 carries)  
*MacArthur Lane vs. Washington, Sept. 27, 1970 (28 carries)*  
*Elmer Angsman vs. Green Bay, Oct. 10, 1948*  
 145 .. Adrian Murrell vs. Philadelphia, Sept. 20, 1998 (22 carries)  
 Stump Mitchell at Philadelphia, Dec. 5, 1982 (25 carries)  
*Charley Trippi at Chicago Bears, Dec. 16, 1951*  
 144 .. Ollie Matson vs. Cleveland, Sept. 30, 1956 (20 carries)  
 143 .. John David Crow vs. Dallas, Oct. 23, 1960 (24 carries)  
 141 .. Marcel Shipp vs. Cincinnati, Nov. 2, 2003 (29 carries)  
 140 .. Otis Anderson vs. N.Y. Giants, Dec. 9, 1979 (29 carries)  
 Jim Otis at Seattle, Sept. 12, 1976 (27 carries)  
 Bobby Joe Conrad vs. Washington, Sept. 27, 1957 (11 carries)  
 138 .. Beanie Wells vs. N.Y. Giants, Oct. 2, 2011 (27 carries)  
 136 .. Anthony Thompson vs. New England, Nov. 25, 1990 (28 carries)  
 Otis Anderson at New England, Dec. 2, 1984 (30 carries)  
 Otis Anderson vs. Minnesota, Oct. 30, 1983 (24 carries)  
 Joe Childress at Philadelphia, Sept. 22, 1963 (29 carries)  
 John David Crow at Washington, Nov. 20, 1960 (15 carries)  
 135 .. Marcel Shipp vs. Oakland, Nov. 24, 2002 (16 carries)  
 Ronald Moore vs. N.Y. Giants, Dec. 26, 1993 (23 carries)  
 Prentice Gautt at Philadelphia, Oct. 1, 1961 (15 carries)  
 134 .. John David Crow at Philadelphia, Oct. 9, 1960 (16 carries)  
 133 .. Michael Pittman vs. Detroit, Nov. 14, 1999 (23 carries)  
 Otis Anderson at Philadelphia, Sept. 25, 1983 (29 carries)  
 Terry Metcalf at Philadelphia, Sept. 1, 1973 (16 carries)  
 132 .. MacArthur Lane vs. New Orleans, Oct. 11, 1970 (16 carries)  
 130 .. Otis Anderson vs. Seattle, Nov. 13, 1983 (29 carries)  
 Otis Anderson at Baltimore, Nov. 22, 1981 (29 carries)  
 Donny Anderson vs. N.Y. Giants, Oct. 28, 1973 (18 carries)  
 Johnny Roland at Washington, Nov. 5, 1967 (25 carries)  
 Ollie Matson vs. Pittsburgh, Nov. 5, 1955 (13 carries)  
 Charley Trippi vs. Washington, Sept. 26, 1949  
 129 .. Stump Mitchell vs. Washington, Dec. 21, 1985 (12 carries)  
 Otis Anderson vs. San Francisco, Dec. 2, 1979 (27 carries)  
 128 .. Edgerrin James vs. Seattle, Sept. 16, 2007 (24 carries)  
 Cl Edwards vs. Pittsburgh, Nov. 30, 1969 (13 carries)  
 Bill Thornton at Philadelphia, Nov. 22, 1964 (12 carries)  
 127 .. LaRod Stephens-Howling at Atlanta, Nov. 18, 2012 (22 carries)  
 Emmitt Smith vs. New Orleans, Oct. 3, 2004 (21 carries)  
 126 .. Ronald Moore vs. L.A. Rams, Dec. 5, 1993 (29 carries)  
 Stump Mitchell at Tampa Bay, Oct. 12, 1986 (20 carries)  
 Otis Anderson at New Orleans, Oct. 5, 1980 (22 carries)  
 George Grosvenor vs. Chicago Bears, Nov. 29, 1936  
 125 .. MacArthur Lane at Philadelphia, Oct. 18, 1970 (15 carries)  
 Charley Trippi vs. N.Y. Giants, Oct. 30, 1949 (18 carries)  
 124 .. Johnny Roland vs. N.Y. Giants, Sept. 17, 1967 (21 carries)  
 123 .. Stump Mitchell vs. San Francisco, Sept. 18, 1983 (8 carries)  
 Wayne Morris at Washington, Nov. 19, 1978 (36 carries)  
 John Grigas at Detroit, Nov. 12, 1944 (25 carries)  
 122 .. Garrison Hearst at N.Y. Giants, Oct. 8, 1995 (23 carries) OT  
 Otis Anderson at Atlanta, Nov. 28, 1982 (20 carries)  
 Otis Anderson at Washington, Nov. 1, 1981 (18 carries)  
 Otis Anderson vs. Washington, Dec. 21, 1980 (22 carries)  
 Johnny Roland at Minnesota, Oct. 8, 1967 (17 carries)
- 121 .. Garrison Hearst at Detroit, Sept. 17, 1995 (22 carries)  
 Donny Anderson vs. N.Y. Giants, Nov. 11, 1972 (22 carries)  
 120 .. Johnny Johnson vs. Dallas, Oct. 14, 1990 (19 carries)  
 119 .. Otis Anderson at Indianapolis, Sept. 16, 1984 (23 carries)  
 Otis Anderson at L.A. Raiders, Dec. 11, 1983 (24 carries)  
 Terry Metcalf vs. Washington, Dec. 10, 1977 (19 carries)  
 Jim Otis at New York Giants, Dec. 12, 1976 (28 carries)  
 118 .. Ronald Moore at Washington, Oct. 15, 1995 (28 carries)  
 John David Crow vs. Dallas, Dec. 9, 1962 (18 carries)  
 117 .. Pat Harder vs. New York Yanks, Nov. 13, 1949 (13 carries)  
 John Grigas vs. Detroit, Nov. 5, 1944 (30 carries)  
 116 .. Jim Otis vs. Philadelphia, Oct. 19, 1975 (23 carries)  
 Johnny Roland at N.Y. Giants, Nov. 28, 1971 (24 carries)  
 Elmer Angsman vs. Detroit, Oct. 23, 1949  
 115 .. Tim Hightower at Atlanta, Sept. 19, 2010 (11 carries)  
 Edgerrin James vs. Seattle, Dec. 10, 2006 (26 carries)  
 Edgerrin James at St. Louis, Dec. 3, 2006 (26 carries)  
 Jim Otis at Philadelphia, Nov. 7, 1976 (27 carries)  
 Ollie Matson at Pittsburgh, Nov. 28, 1954 (10 carries)  
 114 .. Edgerrin James vs. Cleveland, Dec. 2, 2007 (24 carries)  
 113 .. Otis Anderson vs. San Diego Nov. 20, 1983 (28 carries)  
 Terry Metcalf at Seattle, Sept. 12, 1976 (16 carries)  
 112 .. Otis Anderson at Philadelphia, Nov. 18, 1979 (17 carries)  
 Jerry Latin at Detroit, Dec. 21, 1975 (15 carries)  
 Pat Harder vs. Chicago Bears, Dec. 1, 1946 (12 carries)  
 111 .. Otis Anderson at N.Y. Giants, Nov. 18, 1984 (24 carries)  
 Derrick McAdoo at San Francisco, Oct. 18, 1987 (23 carries)  
 Stump Mitchell vs. N.Y. Giants, Dec. 13, 1987 (26 carries)  
 110 .. Beanie Wells at Detroit, Dec. 20, 2009 (17 carries)  
 Tim Hightower at St. Louis, Nov. 22, 2009 (14 carries)  
 Stump Mitchell at Cincinnati, Sept. 4, 1988 (22 carries)  
 Stump Mitchell at Tampa Bay, Sept. 18, 1988 (18 carries)  
 Earl Ferrell vs. Cleveland, Oct. 23, 1988 (18 carries)  
 Earl Ferrell at Dallas, Oct. 30, 1988 (19 carries)  
 Otis Anderson at Dallas, Oct. 7, 1984 (25 carries)  
 Otis Anderson vs. N.Y. Giants, Dec. 26, 1982 (30 carries)  
 109 .. Tim Hightower at St. Louis, Nov. 2, 2008 (22 carries)  
 Stump Mitchell vs. Miami, Sept. 30, 1984 (20 carries)  
 Otis Anderson vs. Washington, Dec. 12, 1982 (15 carries)  
 Otis Anderson at Houston, Oct. 7, 1979 (16 carries)  
 Otis Anderson at N.Y. Giants, Sept. 9, 1979 (31 carries)  
 Jim Otis vs. San Francisco, Oct. 31, 1976 (23 carries)  
 Jim Otis vs. Washington, Nov. 16, 1975 (23 carries)  
 Terry Metcalf vs. N.Y. Giants, Oct. 5, 1975 (15 carries)  
 Johnny Roland at Washington, Oct. 23, 1966 (20 carries)  
 Earl Ferrell vs. Washington, Sept. 25, 1988 (19 carries)  
 108 .. Johnny Johnson at N.Y. Giants, Oct. 21, 1990 (30 carries)  
 Stump Mitchell vs. N.Y. Giants, Oct. 24, 1983 (24 carries)  
 Dave Mann vs. Chicago, Nov. 27, 1955 (10 carries)  
 107 .. Michael Pittman vs. Cleveland, Oct. 8, 2000 (16 carries)  
 Adrian Murrell vs. Washington, Nov. 8, 1998 (23 carries)  
 Otis Anderson vs. Kansas City, Nov. 23, 1980 (16 carries)  
 Jim Otis vs. Baltimore, Dec. 4, 1976 (29 carries)  
 106 .. Emmitt Smith vs. Seattle, Oct. 24, 2004 (26 carries)  
 Otis Anderson at Kansas City, Oct. 2, 1983 (21 carries)  
 Johnny Roland vs. New Orleans, Dec. 3, 1967 (21 carries)  
 105 .. Edgerrin James at San Francisco, Dec. 24, 2006 (29 carries)  
 Otis Anderson at Washington, Nov. 11, 1979 (25 carries)  
 Otis Anderson at Dallas, Oct. 21, 1979 (20 carries)  
 Donny Anderson at Cincinnati, Oct. 25, 1973 (18 carries)  
 104 .. LaRod Stephens-Howling at Minnesota, Oct. 21, 2012 (20 carries)  
 Otis Anderson vs. Green Bay, Sept. 29, 1985 (20 carries)  
 Charley Trippi vs. Boston, Oct. 24, 1948 (9 carries)  
 103 .. Garrison Hearst vs. Minn., Nov. 12, 1995 (18 carries) OT  
 Johnny Johnson vs. Green Bay, Nov. 18, 1990 (15 carries)  
 Charley Trippi vs. Detroit, Nov. 7, 1948 (10 carries)  
 102 .. Edgerrin James vs. St. Louis, Dec. 30, 2007 (24 carries)  
 Johnny Johnson vs. San Francisco, Nov. 1, 1992 (26 carries)  
 Otis Anderson at Philadelphia, Dec. 20, 1981 (19 carries)  
 Wayne Morris at New Orleans, Oct. 5, 1980 (22 carries)  
 Donny Anderson vs. Chicago, Oct. 29, 1972 (18 carries)  
 Bill Triplett vs. Cleveland, Dec. 1, 1963 (16 carries)  
 101 .. Jim Otis vs. N.Y. Giants, Oct. 5, 1975 (20 carries)  
 Stump Mitchell vs. Washington, Dec. 6, 1987 (20 carries)  
 Stump Mitchell at Tampa Bay, Dec. 20, 1987 (23 carries)  
 100 .. Edgerrin James vs. Seattle, Dec. 28, 2008 (14 carries)  
 Edgerrin James at San Francisco, Sept. 7, 2008 (26 carries)  
 Otis Anderson at Dallas, Nov. 16, 1980 (31 carries)  
 Terry Metcalf at Atlanta, Dec. 9, 1973 (18 carries)  
 John Grigas at Washington, Oct. 29, 1944 (30 carries)  
 George Grosvenor vs. Green Bay, Dec. 6, 1936 (35 carries)  
 Doug Russell vs. Chicago Bears, Dec. 1, 1935

## PASSING YARDS

- 522...Boomer Esiason at Washington, Nov. 10, 1996 (35-59) OT  
 484...Kurt Warner vs. San Francisco, Nov. 25, 2007 (34-48) OT  
 472...Kurt Warner at N.Y. Jets, Sept. 28, 2008 (40-57)  
 468...Neil Lomax at Washington, Dec. 16, 1984 (37-46)  
 465...Jake Plummer vs. Dallas, Nov. 15, 1998 (31-56)  
 457...Neil Lomax at San Diego, Sept. 20, 1987 (32-61)  
 431...Steve Beuerlein at Seattle, Dec. 19, 1993 (34-53) OT  
 428...Charley Johnson vs. Pittsburgh, Oct. 13, 1963 (21-42)  
 413...Dave Krieg vs. Atlanta, Nov. 26, 1995 (27-43) OT  
 405...Matt Leinart at Minnesota, Nov. 26, 2006 (31-51)+  
 398...Josh McCown vs. Carolina, Oct. 9, 2005 (29-46)  
 396...Jake Plummer vs. Green Bay, Jan. 2, 2000 (35-57)  
 395...Kurt Warner at Seattle, Nov. 16, 2008 (32-44)  
 394...Jake Plummer vs. New Orleans, Dec. 20, 1998 (32-44)  
 390...Neil Lomax at Philadelphia, Dec. 7, 1986 (30-48) OT  
 388...Jake Plummer at N.Y. Giants, Nov. 16, 1997 (22-33)  
 Neil Lomax vs. Dallas, Nov. 11, 1984 (27-52)  
 386...Charley Johnson vs. Philadelphia, Dec. 16, 1962 (17-32)  
 385...Josh McCown vs. San Francisco, Oct. 2, 2005 (32-46), (Mexico City)  
*Neil Lomax at Green Bay, Jan. 8, 1983 (32-51)\**  
 384...Neil Lomax vs. Philadelphia, Dec. 11, 1988 (29-50)  
 383...Chris Chandler at Dallas, Sept. 20, 1992 (28-43)  
 Charley Johnson at Philadelphia, Sept. 19, 1965 (20-43)  
 381...Kurt Warner at Carolina, Oct. 26, 2008 (35-49)  
 Timm Rosenbach vs. N.Y. Giants, Dec. 23, 1990 (23-41)  
 379...Kurt Warner vs. Green Bay, Jan. 10, 2010 (29-33)\* (Wild Card)  
 377...Kurt Warner vs. Pittsburgh, Feb. 1, 2009 (31-43)\* (SB XLIII)  
 374...Charley Johnson vs. New Orleans, Nov. 2, 1969 (20-37)  
 371...Charley Johnson vs. Philadelphia, Dec. 13, 1964 (28-49)  
 369...Kurt Warner vs. Atlanta, Dec. 23, 2007 (35-52) OT  
 Neil Lomax at Atlanta, Nov. 29, 1987 (25-42)  
 367...Boomer Esiason vs. Philadelphia, Nov. 24, 1996 (24-43)  
 366...Kent Graham vs. St. Louis, Sept. 27, 1996 (37-58) OT  
 365...Charley Johnson at N.Y. Giants, Nov. 4, 1962 (26-41)  
 361...Kurt Warner vs. Miami, Sept. 14, 2008 (19-24)  
 Neil Lomax vs. Washington, Oct. 21, 1984 (20-38)  
 359...Kurt Warner at Detroit, Nov. 13, 2005 (29-45)  
 358...Jeff Blake at Detroit, Sept. 7, 2003 (28-46)  
 356...Kurt Warner at San Diego, Dec. 31, 2006 (22-32)  
 354...Kurt Warner at San Francisco, Dec. 4, 2005 (29-45)  
 Neil Lomax at Dallas, Oct. 7, 1984 (19-29)  
 353...Neil Lomax vs. N.Y. Giants, Nov. 13, 1988 (23-35)  
 Jim Hart vs. Minnesota, Nov. 11, 1974 (28-42)  
 Jim Hart vs. Pittsburgh, Nov. 10, 1968 (17-40)  
 351...Kurt Warner vs. N.Y. Giants, Nov. 23, 2008 (35-52)  
 346...Jim Hart vs. Dallas, Oct. 17, 1976 (22-33)  
 344...Jim Hart vs. Atlanta, Nov. 9, 1980 (25-43)  
 343...Kurt Warner at St. Louis, Nov. 2, 2008 (22-33)  
 Shaun King at Carolina, Nov. 21, 2004 (28-52)  
 342...Neil Lomax at L.A. Rams, Oct. 2, 1988 (28-43)  
 341...Neil Lomax vs. L.A. Rams, Nov. 4, 1984 (34-52)  
 340...Kurt Warner vs. Seattle, Nov. 15, 2009 (29-38)  
 339...Kent Graham at Tampa Bay, Sept. 28, 1997 (31-52)  
 337...Kurt Warner vs. Seattle, Dec. 9, 2007 (28-46)  
 Jake Plummer vs. Washington, Dec. 7, 1997 (19-38)  
 334...Kurt Warner vs. Seattle, Nov. 6, 2005 (29-48)  
 Jake Plummer vs. Detroit, Nov. 18, 2001 (21-33)  
 Steve Beuerlein at San Francisco, Oct. 24, 1993 (26-50)  
 Jim Hart vs. Philadelphia, Dec. 17, 1972 (19-30)  
 333...Jim Hart vs. Atlanta, Dec. 17, 1978 (22-40)  
 332...Kurt Warner vs. Indianapolis, Sept. 27, 2009 (30-52)  
 Neil Lomax at Washington, Oct. 16, 1988 (26-44)  
 329...Jim Hart at Cincinnati, Nov. 25, 1979 (23-38)  
 328...Kurt Warner vs. San Francisco, Nov. 10, 2008 (32-42)  
 327...Kurt Warner vs. St. Louis, Sept. 18, 2005 (29-42)  
 324...Kevin Kolb vs. Miami, Sept. 30, 2012 (29-48)  
 Dave Krieg at Dallas, Sept. 24, 1995 (24-33)  
 Jim Hart at L.A. Rams, Nov. 14, 1976 (20-33)  
 323...Neil Lomax vs. San Francisco, Nov. 6, 1988 (25-41)  
 322...Derek Anderson vs. Seattle, Nov. 14, 2010 (23-45)  
 Jim Hart vs. N.Y. Giants, Sept. 7, 1980 (18-31)  
 320...Buddy Humphrey vs. N.Y. Giants, Nov. 21, 1965 (22-39)  
 Paul Christman vs. Detroit, Sept. 28, 1947  
 319...Neil Lomax at Dallas, Nov. 28, 1985 (28-43)  
 318...Jake Plummer at N.Y. Giants, Sept. 3, 2000 (28-49)  
 317...Jay Schroeder at Atlanta, Dec. 24, 1995 (26-42)  
 Jim Hart vs. Green Bay, Oct. 30, 1967 (16-29)  
 315...John Skelton at Philadelphia, Nov. 13, 2011 (21-40)  
 Kurt Warner vs. Jacksonville, Nov. 27, 2005 (29-46)  
 Charley Johnson vs. Philadelphia, Dec. 8, 1963 (14-29)  
 314...Neil Lomax at Dallas, Dec. 27, 1987 (28-54)  
 Neil Lomax vs. Tampa Bay, Nov. 8, 1987 (25-36)  
 Jim Hart at Dallas, Sept. 28, 1975 (15-32)

- 313...John Skelton vs. Cleveland, Dec. 18, 2011 (28-46)  
 Kurt Warner vs. St. Louis, Dec. 27, 2009 (24-38)  
 Jim Hart vs. Detroit, Oct. 1, 1967 (19-27)  
 312...Ryan Lindley vs. St. Louis, Nov. 25, 2012 (31-52)  
 Tom Tupa vs. New England, Sept. 29, 1991 (17-28)  
 310...Charley Johnson at Cleveland, Sept. 26, 1965 (11-19)  
 309...Kevin Kolb vs. Carolina, Sept. 11, 2011 (18-27)  
 308...Dave Krieg vs. Kansas City, Oct. 1, 1995 (25-41)  
 Neil Lomax vs. Miami, Sept. 30, 1984 (22-37)  
 307...Josh McCown vs. San Francisco, Dec. 12, 2004 (26-44)  
 Jeff Blake at Pittsburgh, Nov. 9, 2003 (23-43)  
 306...John Skelton at Green Bay, Nov. 4, 2012 (23-46)  
 Jim Hart vs. Washington, Sept. 23, 1979 (24-43)  
 Charley Johnson at Cleveland, Oct. 26, 1969 (15-30)  
 Charley Johnson at N.Y. Giants, Nov. 1, 1964 (15-29)  
 Pat Coffey vs. Chicago Bears, 1937  
 305...Dave Krieg at N.Y. Giants, Oct. 8, 1995 (23-38) OT  
 Jim Hart at Wash., Nov. 1, 1981 (24-39)  
 302...Kurt Warner vs. Houston, Oct. 11, 2009 (26-38)  
 Charley Johnson vs. Dallas, Dec. 9, 1962 (13-27)  
 301...Kurt Warner vs. San Francisco, Sept. 10, 2006 (23-37)  
 Timm Rosenbach vs. Philadelphia, Dec. 29, 1990 (19-31)  
 Charley Johnson vs. Pittsburgh, Oct. 13, 1963 (21-42)  
 300...Kurt Warner vs. St. Louis, Dec. 30, 2007 (23-39)  
 Neil Lomax vs. N.Y. Giants, Dec. 9, 1984 (23-33)

## RECEIVING YARDS

- 256...Sonny Randle at N.Y. Giants, Nov. 4, 1962 (16 rec., 2 TD)  
 217...Anquan Boldin at Detroit, Sept. 7, 2003 (10 rec., 2 TD)  
 212...Jackie Smith vs. Pittsburgh, Oct. 13, 1963 (9 rec., 2 TD)  
 198...Sonny Randle at Cleveland, Sept. 26, 1965 (7 rec., 3 TD)  
 197...John Gilliam at Pittsburgh, Oct. 6, 1969 (10 rec., 2 TD)  
 196...Roy Green at Washington, Dec. 16, 1984 (8 rec., 2 TD)  
 192...John Gilliam at Cleveland, Oct. 26, 1969 (4 rec., 3 TD)  
 190...Frank Sanders vs. Dallas, Nov. 15, 1998 (11 rec., 2 TD)  
 189...Roy Green at Dallas, Oct. 7, 1984 (8 rec., 2 TD)  
 188...Rob Moore vs. Pittsburgh, Nov. 30, 1997 (8 rec.)  
 Frank Sanders at N.Y. Giants, Nov. 16, 1997 (9 rec., 2 TD)  
 187...Mel Gray at N.Y. Giants, Oct. 25, 1975 (7 rec., 2 TD)  
 186...Anquan Boldin at Seattle, Nov. 16, 2008 (13 rec.)  
 184...David Boston at Cincinnati, Dec. 3, 2000 (9 rec., 2 TD)  
 183...Roy Green at Indianapolis, Sept. 16, 1984 (8 rec., 2 TD)  
 Dave Stief vs. Atlanta, Dec. 17, 1978 (9 rec., TD)  
 181...Anquan Boldin at Baltimore, Sept. 23, 2007 (14 rec., 2 TD)  
 176...Roy Green vs. N.Y. Giants, Nov. 13, 1988 (9 rec., 2 TD)  
 175...Taz Anderson vs. Philadelphia, Dec. 16, 1962 (8 rec.)  
 172...Larry Fitzgerald at Minnesota, Nov. 26, 2006 (11 rec.)  
 Larry Centers vs. Dallas, Dec. 25, 1995 (12 rec.)  
 171...Larry Fitzgerald vs. St. Louis, Dec. 30, 2007 (11 rec., 2 TD)  
 170...Roy Green vs. Dallas, Sept. 19, 1982 (10 rec., 2 TD)  
 167...Gus Tinsley vs. Cleveland, Nov. 27, 1938 (6 rec., 2 TD)  
 166...Michael Floyd at San Francisco, Dec. 30, 2012 (8 rec., TD)  
*Larry Fitzgerald at Carolina, Jan. 10, 2009 (8 rec., TD) (Div. Playoffs)*  
 Roy Green at Seattle, Sept. 17, 1989 (8 rec., 3 TD)  
 Ernie Jones vs. Philadelphia, Dec. 10, 1988 (6 rec., TD)  
 Roy Green vs. Chicago, Oct. 14, 1984 (6 rec.)  
 John Gilliam vs. Philadelphia, Nov. 21, 1971 (6 rec.)  
 165...Bob Shaw vs. Baltimore, Oct. 2, 1950 (8 rec., 5 TD)  
 164...Dave Williams vs. New Orleans, Nov. 2, 1969 (8 rec., 4 TD)  
 163...Roy Green vs. Washington, Oct. 21, 1964 (6 rec., 2 TD)  
 Don Stonesifer vs. Washington, Nov. 21, 1954  
 162...Anquan Boldin vs. Atlanta, Dec. 23, 2007 (13 rec., 2 TD) OT  
 Anquan Boldin vs. Carolina, Oct. 9, 2005 (10 rec., TD)  
 Ludwig Lewis at Philadelphia, Dec. 15, 1957 (6 rec., 3 TD)  
 161...Billy Stacy vs. N.Y. Giants, Oct. 8, 1961 (3 rec., TD)  
 Ollie Matson at Pittsburgh, Nov. 28, 1954 (5 rec., TD)  
 160...Mal Kutner vs. Detroit, Sept. 28, 1947 (7 rec., TD)

## SACKS


- 4.5...Curtis Greer vs. Philadelphia, Dec. 18, 1983  
 4.0...Bertrand Berry vs. N.Y. Giants, Nov. 14, 2004  
 3.0...Darnell Dockett at Tennessee, Nov. 29, 2009  
 3.0...Darnell Dockett vs. Pittsburgh, Feb. 1, 2009\* (SB XLIII)^  
 3.0...Bertrand Berry at Oakland, Oct. 22, 2006  
 3.0...Adrian Wilson at St. Louis, Nov. 20, 2005  
 3.0...Simeon Rice at Philadelphia, Nov. 19, 2000  
 3.0...Ken Harvey at Washington, Sept. 12, 1993  
 3.0...Ken Harvey at Dallas, Nov. 3, 1991  
 3.0...Ken Harvey at Atlanta, Dec. 9, 1990  
 3.0...Freddie Joe Nunn at Dallas, Oct. 30, 1988  
 3.0...Freddie Joe Nunn at Tampa Bay, Dec. 20, 1987  
 3.0...Curtis Greer vs. Dallas, Sept. 13, 1987  
 3.0...Al Baker vs. Philadelphia, Dec. 18, 1983  
 3.0...E.J. Junior at N.Y. Giants, Dec. 4, 1983  
 3.0...David Galloway vs. Seattle, Nov. 13, 1983  
 3.0...Curtis Greer vs. Dallas, Sept. 11, 1983

\*Playoff Game    ^NFL rookie record    ^Super Bowl record

## LONGEST PLAYS

### LONGEST RUNS

- 83....John David Crow vs. Washington, Oct. 4, 1958 (TD)
- 82....Elmer Angsman vs. Detroit, Oct. 23, 1949 (TD)
- 80....Tim Hightower at Atlanta, Sept. 19, 2010 (TD)  
Paddy Driscoll vs. K.C., Oct. 18, 1925 (TD)
- 79....Ollie Matson vs. Pittsburgh, Nov. 25, 1956  
Ollie Matson vs. Washington, Nov. 21, 1954
- 78....Charles Belden vs. Frankford, Oct. 25, 1930 (TD)
- 76....Otis Anderson vs. Dallas, Sept. 2, 1979 (TD)
- 75....Otis Anderson at Philadelphia, Nov. 18, 1979 (TD)  
Terry Metcalf at Washington, Sept. 22, 1974 (TD)  
MacArthur Lane at Philadelphia, Oct. 18, 1970  
Ollie Matson vs. Pittsburgh, Nov. 28, 1954  
Mickey McDonald vs. Minneapolis, Oct. 13, 1929 (TD)
- 74....Adrian Murrell at Dallas, Jan. 2, 1999#  
MacArthur Lane vs. New Orleans, Oct. 11, 1970 (TD)
- 72....Elmer Angsman vs. Green Bay, Oct. 10, 1948 (TD)
- 71....Beanie Wells at St. Louis, Nov. 27, 2011  
Pat Harder vs. N.Y. Giants, Oct. 17, 1948 (TD)
- 70....Tim Hightower at New Orleans, Jan. 16, 2010 (TD)#  
LeShon Johnson at New Orleans, Sept. 22, 1996 (TD)  
Johnny Roland at Washington, Nov. 5, 1967
- 66....LeShon Johnson vs. St. Louis, Sept. 27, 1996-OT  
Willis Crenshaw vs. Cleveland, Dec. 14, 1968 (TD)
- 64....Stump Mitchell vs. Washington, Dec. 21, 1985  
Otis Anderson vs. Washington, Dec. 12, 1982
- 63....Bill Triplett at Pittsburgh, Sept. 29, 1963
- 62....Terry Metcalf vs. Dallas, Oct. 9, 1977 (TD)  
Bill Thornton at Philadelphia, Nov. 22, 1964 (TD)  
Troy Hambrick at Miami, Nov. 7, 2004
- 61....Elmer Angsman vs. Green Bay, Nov. 24, 1946 (TD)
- 60....Stump Mitchell vs. Philadelphia, Nov. 17, 1985
- 59....Bill Triplett at N.Y. Giants, Oct. 31, 1965 (TD)
- 58....Thomas Jones at Seattle, Sept. 15, 2002 (TD)  
Michael Pittman vs. Detroit, Nov. 14, 1999 (TD)
- 57....Garrison Hearst vs. New England, Oct. 10, 1993  
Jerry Latin at Detroit, Dec. 21, 1975 (TD)  
John David Crow at Washington, Oct. 4, 1964  
John David Crow vs. Pittsburgh, Dec. 18, 1960
- 56....Marcel Shipp at Philadelphia, Nov. 17, 2002  
LeShon Johnson at New Orleans, Sept. 22, 1996 (TD)
- 55....Bill Thornton at Minnesota, Oct. 6, 1963 (TD)  
Frank Mestnik vs. Washington, Nov. 5, 1960
- 54....Donny Anderson vs. N.Y. Giants, Oct. 28, 1973  
Johnny Roland vs. New Orleans, Dec. 3, 1967 (TD)  
Prentice Gautt at Philadelphia, Oct. 1, 1961 (TD)
- 53....Beanie Wells at St. Louis, Nov. 27, 2011



**John David Crow holds claim to the longest run in club history, an 83-yard rush for a touchdown.**

- 52....LaRod Stephens-Howling at Atlanta, Nov. 18, 2012  
Otis Anderson at N.Y. Giants, Nov. 30, 1980  
Terry Metcalf at N.Y. Jets, Nov. 23, 1975
- 51....Otis Anderson at Dallas, Nov. 16, 1980 (TD)
- 50....Tim Hightower at St. Louis, Nov. 22, 2009  
Terry Metcalf at Philadelphia, Sept. 16, 1973  
Johnny Roland at Washington, Oct. 23, 1966  
John David Crow vs. Dallas, Oct. 23, 1960  
# **Playoff Game**

### LONGEST PASS PLAYS

- 98....Jim Hart to Ahmad Rashad vs. L.A. Rams, Dec. 10, 1972  
Ogden Compton to Dick Lane at Green Bay, Nov. 13, 1955 (TD)  
Doug Russell to Gaynell Tinsley vs. Cleveland, Nov. 27, 1938 (TD)
- 97....Pat Coffey to Gaynell Tinsley vs. Chicago, Dec. 5, 1937 (TD)
- 93....Neil Lomax to Ernie Jones vs. Phila., Dec. 10, 1988 (TD)
- 91....M.C. Reynolds to John David Crow at Cleve., Oct. 12, 1958 (TD)
- 86....Charley Johnson to Sonny Randle at Dallas, Oct. 28, 1962 (TD)
- 85....M.C. Reynolds to Woodley Lewis vs. Wash., Sept. 27, 1959 (TD)
- 84....Charley Johnson to John Gilliam at Cleve., Oct. 26, 1969 (TD)
- 83....Neil Lomax to Roy Green vs. Wash., Oct. 21, 1984 (TD)  
Lamar McHan to Gern Nagler vs. Washington, Oct. 6, 1957
- 82....Paul Christman to Bill Dewell vs. Chicago Bears, Oct. 6, 1946 (TD)
- 81....Gary Hammond to Jackie Smith vs. Dallas, Oct. 13, 1974  
Frank Tripucka to Fran Polsfoot vs. Wash., Oct. 22, 1950 (TD)
- 80....Jake Plummer to Marcel Shipp at St. Louis, Dec. 15, 2002 (TD)  
Jim Hart to Earl Thomas at Dallas, Sept. 28, 1975 (TD)  
Jim Hart to Mel Gray vs. Dallas, Oct. 13, 1974  
Gary Keithley to Mel Gray at N.Y. Giants, Nov. 18, 1973 (TD)  
Pete Beathard to Mel Gray at Phila., Dec. 12, 1971 (TD)  
Jim Hart to Bobby Joe Conrad vs. Pitt., Nov. 10, 1968 (TD)  
*Charley Johnson to Billy Gambrell vs. Green Bay at Miami, Jan. 5, 1965 (TD)†*
- Ralph Guglielmi to Bill Stacy vs. N.Y. Giants, Oct. 8, 1961 (TD)  
Paul Christman to Boris Dimancheff vs. Chicago Bears, Dec. 14, 1947 (TD)
- 79....Jim Hart to John Gilliam at Detroit, Dec. 6, 1970
- 78....Matt Leinart to Larry Fitzgerald at New England, Dec. 21, 2008 (TD)  
Steve Pisarkiewicz to Mel Gray vs. Phila., Oct. 14, 1979 (TD)  
Jim Hart to MacArthur Lane vs. N.Y. Giants, Dec. 13, 1970 (TD)  
Charley Johnson to Willis Crenshaw at Cleve., Sept. 26, 1965 (TD)  
Charley Johnson to Jackie Smith at N.Y. Giants, Nov. 1, 1964 (TD)  
Charley Johnson to Joe Childress vs. Phila., Dec. 8, 1963 (TD)  
Sam Etcheverry to Taz Anderson vs. Dallas, Dec. 10, 1961
- 77....Tom Tupa to Don Holmes at L.A. Rams, Nov. 19, 1989 (TD)  
Jim Hart to Mel Gray vs. San Francisco, Oct. 31, 1976 (TD)  
Charley Johnson to Sonny Randle vs. Phila., Dec. 16, 1961 (TD)
- 76....Jim Hart to Jackie Smith vs. New Orleans, Dec. 3, 1967 (TD)
- 75....Kurt Warner to Larry Fitzgerald vs. Miami, Sept. 14, 2008  
Neil Lomax to Pat Tilley at Baltimore, Nov. 22, 1981  
Charley Johnson to John Gilliam at Cleve., Oct. 26, 1969 (TD)  
Lamar McHan to Dick Lane at Chicago Bears, Dec. 9, 1956
- 74....John Skelton to Andre Roberts vs. Dallas, Dec. 25, 2010 (TD)  
Jim Hart to Mel Gray vs. N.Y. Giants, Nov. 5, 1978  
Jim Hart to Mel Gray at N.Y. Jets, Nov. 23, 1975  
Jim Hart to Jackie Smith vs. Philadelphia, Oct. 22, 1967 (TD)  
Charley Johnson to Sonny Randle vs. Dallas, Dec. 9, 1962 (TD)
- 73....Kevin Kolb to LaRod Stephens-Howling vs. Pittsburgh, Oct. 23, 2011 (TD)  
Kevin Kolb to Larry Fitzgerald at Washington, Sept. 18, 2011 (TD)
- 72....Chris Chandler to Ernie Jones N.Y. Giants, Oct. 11, 1992 (TD)  
Tom Tupa to Ernie Jones vs. Dallas, Nov. 12, 1989 (TD)  
Charley Johnson to Sonny Randle at Cleve., Sept. 26, 1965 (TD)  
Charley Johnson to Bobby Joe Conrad vs. Dallas, Dec. 9, 1962 (TD)
- 71....Kurt Warner to Anquan Boldin vs. Atlanta, Jan. 3, 2009 (TD)†  
*(Wild Card Playoff)*  
Dave Brown to Rob Moore at N.Y. Jets, Nov. 7, 1999  
Jeff Blake to Anquan Boldin at Detroit, Sept. 7, 2003 (TD)  
Neil Lomax to Roy Green at Dallas, Nov. 24, 1983 (TD)  
Neil Lomax to Pat Tilley vs. San Diego, Nov. 20, 1983 (TD)  
Tim Van Galder to Jackie Smith at Baltimore, Sept. 17, 1972  
Jim Hart to Dave Williams vs. Pitt., Nov. 10, 1968 (TD)  
Charley Johnson to Bobby Joe Conrad at Pitt., Oct. 17, 1965 (TD)
- 70....Kevin Kolb to Early Doucet vs. Carolina, Sept. 11, 2011 (TD)  
Jake Plummer to David Boston vs. Phila., Oct. 15, 2000 (TD)  
Jake Plummer to Frank Sanders at N.Y. Giants, Nov. 16, 1997 (TD)  
Charley Johnson to Jackie Smith at Phila. Sept. 19, 1965 (TD)  
# **Playoff game**



## LONGEST PUNTS

- 84...Doug Russell vs. Chicago, Sept. 11, 1938  
81...Mike Wood at N.Y. Giants, Dec. 10, 1978  
75...Carl Birdsong at Philadelphia, Dec. 20, 1981  
73...Rich Camarillo at Dallas, Sept. 20, 1992  
70...Dave Zastudil at San Francisco, Dec. 30, 2012  
69...Jerry Stovall vs. Cleveland, Dec. 1, 1963  
68...Dave Zastudil vs. Miami, Sept. 30, 2012  
Jeff Feagles at Minnesota, Dec. 1, 1996  
Greg Cater at San Francisco, Oct. 18, 1987  
67...Scott Player vs. Chicago, Oct. 11, 1998  
Carl Birdsong at Tampa Bay, Nov. 10, 1985  
Chuck Latourette vs. Pittsburgh, Nov. 12, 1967  
66...Dave Zastudil vs. San Francisco, Dec. 11, 2011  
Greg Horne vs. N.Y. Giants, Nov. 13, 1988  
Carl Birdsong at Green Bay, Sept. 29, 1985  
Carl Birdsong at Atlanta, Oct. 18, 1981  
Larry Swider at Baltimore, Oct. 26, 1980  
65...Dave Zastudil at Green Bay, Nov. 4, 2012  
Ben Graham vs. San Francisco, Nov. 29, 2010  
Carl Birdsong at Chicago, Dec. 19, 1982

## LONGEST PUNT RETURNS

- 99... Patrick Peterson vs. St. Louis, Nov. 6, 2011 (TD)  
95... Frank Bernardi at Washington, Oct. 14, 1956 (TD)  
89... Patrick Peterson vs. Carolina, Sept. 11, 2011 (TD)  
88... Phil Sarboe vs. N.Y. Giants, Oct. 27, 1935 (TD)  
86... Chuck Latourette at New Orleans, Sept. 29, 1968 (TD)  
Johnny Roland at Philadelphia, Oct. 2, 1966 (TD)  
84... Ken Hall vs. Pittsburgh, Nov. 1, 1959 (TD)  
82... Patrick Peterson at Baltimore, Oct. 30, 2011 (TD)  
Don Paul vs. Philadelphia, Nov. 19, 1950 (TD)  
80... Patrick Peterson at St. Louis, Nov. 27, 2011 (TD)  
78... Ollie Matson vs. Cleveland, Dec. 11, 1955 (TD)  
77... Lee Nelson at Chicago, Dec. 16, 1979  
Ollie Matson vs. Chicago, Nov. 27, 1955 (TD)  
76... Vai Sikaheima vs. N.Y. Giants, Dec. 13, 1987 (TD)  
75... Charley Trippi vs. Philadelphia, Dec. 28, 1947 (TD)\*  
74... Johnny Roland at Dallas, Nov. 16, 1970 (TD)  
Billy Stacy vs. N.Y. Giants, Nov. 22, 1959 (TD)  
73... Steve Breaston vs. Pittsburgh, Sept. 30, 2007 (TD)  
Bobby Joe Conrad vs. Philadelphia, Oct. 15, 1961 (TD)  
71... Vai Sikaheima vs. Tampa Bay, Dec. 21, 1986 (TD)  
John Cochran vs. Green Bay, Nov. 27, 1949 (TD)  
70... Willard Harrell at Washington, Nov. 19, 1978 (TD)  
Jerry Davis vs. N.Y. Giants, Oct. 17, 1948 (TD)  
69... Terry Metcalf vs. New England, Nov. 2, 1975 (TD)  
Bobby Joe Conrad vs. N.Y. Giants, Nov. 22, 1959 (TD)  
68... Willard Harrell vs. Pittsburgh, Sept. 16, 1979  
Jim Burson at San Francisco, Sept. 27, 1964 (TD)  
67... Charley Trippi vs. Pittsburgh, Nov. 14, 1948 (TD)  
65... Johnny Bailey vs. Dallas, Nov. 22, 1992  
64... Steve Breaston vs. Minnesota, Dec. 6, 2009  
61... Vai Sikaheima vs. N.Y. Giants, Oct. 5, 1986  
60... Vai Sikaheima vs. Tampa Bay, Dec. 21, 1986 (TD)  
58... Johnny Bailey at Washington, Sept. 12, 1993 (TD)  
57... Roy Green vs. Detroit, Dec. 7, 1980 (TD)  
55... Arnold Jackson at Oakland, Dec. 2, 2001  
54... Mark Bell at New Orleans, Oct. 5, 1980  
53... Vai Sikaheima at Washington, Oct. 8, 1989  
51... Gary Hammond at N.Y. Giants, Nov. 18, 1973  
50... Kevin Williams vs. Philadelphia, Nov. 2, 1997  
Stump Mitchell vs. Washington, Sept. 20, 1981 (TD)

\*Playoff game

## LONGEST KICKOFF RETURNS

- 106... Roy Green at Dallas, Oct. 21, 1979 (TD)  
105... Frank Seno at N.Y. Giants, Oct. 20, 1946 (TD)  
Ollie Matson at Washington, Oct. 14, 1956 (TD)  
103... George Hoey vs. Philadelphia, Nov. 21, 1971 (TD)  
102... LaRod Stephens-Howling vs. Oakland, Sept. 26, 2010 (TD)  
Doug Russell vs. Cincinnati, Sept. 23, 1934 (TD)  
101... Ollie Matson vs. Pittsburgh, Nov. 23, 1958 (TD)  
100... Ollie Matson vs. Chicago, Oct. 5, 1952 (TD)  
John Gilliam at Green Bay, Dec. 21, 1969 (TD)  
Josh Scobey at St. Louis, Sept. 28, 2003 (TD)  
99... LaRod Stephens-Howling at Tennessee, Nov. 29, 2009 (TD)  
J.J. Arrington at Minnesota, Nov. 26, 2006 (TD)

- 98... MarTay Jenkins at Minnesota, Nov. 12, 2000 (TD)  
97... Don Shy vs. Washington, Sept. 23, 1973 (TD)  
96... LaRod Stephens-Howling at Minnesota, Nov. 7, 2010 (TD)  
95... MarTay Jenkins at Seattle, Sept. 15, 2002 (TD)  
94... Terry Metcalf vs. Cleveland, Sept. 24, 1974 (TD)  
Roy Shivers at Cleveland, Sept. 25, 1966 (TD)  
93... J.J. Arrington vs. Dallas, October 12, 2008 (TD)  
Terry Metcalf at Washington, Oct. 13, 1975 (TD)

## LONGEST INTERCEPTION RETURNS

- 102...Greg Toler vs. Detroit, Dec. 16, 2012 (TD)  
99... Dominique Rodgers-Cromartie vs. St. Louis, Dec. 7, 2008 (TD)  
Adrian Wilson at Atlanta, Oct. 1, 2006 (TD)  
96... Larry Wilson vs. Cleveland, Dec. 19, 1965 (TD)  
92... Leo Sanford at Pittsburgh, Sept. 26, 1955 (TD)  
91... Larry Wilson at Philadelphia, Oct. 2, 1966 (TD)  
89... Ralph Brown vs. Green Bay, Jan. 3, 2010  
79... Mike Sensibaugh vs. N.Y. Giants, Oct. 31, 1977 (TD)  
78... Kwamie Lassiter vs. Philadelphia, Dec. 5, 1999 (TD)  
Carl Allen at Chicago Bears, Dec. 16, 1979  
72... Lorenzo Lynch vs. Seattle, Oct. 28, 1996 (TD)\*\*  
71... Rod Hood vs. Cleveland, Dec. 2, 2007 (TD)  
70... Renaldo Hill vs. St. Louis, Nov. 23, 2003 (TD)  
Tommy Bennett at Philadelphia, Dec. 13, 1998 (TD)  
Carl Allen vs. Philadelphia, Sept. 28, 1980 (TD)  
69... Pat Fischer vs. Philadelphia, Oct. 22, 1965 (TD)  
68... Rod Hood at St. Louis, Oct. 7, 2007 (TD)  
Bob Nussbaumer at Green Bay, Oct. 16, 1949  
67... Leonard Smith vs. Green Bay, Sept. 29, 1985  
\*\*\*NFL record (Longest OT interception return for a touchdown in NFL history)

## LONGEST FUMBLE RETURNS

- 104... Aeneas Williams vs. Washington, Nov. 5, 2000 (TD)+  
99... Adrian Wilson at Minnesota, Nov. 26, 2006 (TD)  
93... James Sanders vs. Philadelphia, Sept. 23, 2012 (TD)  
88... Larry Wilson at Green Bay, Dec. 21, 1969 (TD)  
85... Eric Hill at L.A. Rams, Sept. 1, 1991 (TD)  
83... Vince Bononis vs. N.Y. Giants, Nov. 30, 1947 (TD)  
77... Mark Jackson vs. New Orleans, Oct. 11, 1987 (TD)  
72... Steve Neils vs. Cleveland, Oct. 28, 1979 (TD)  
71... Ron Yankowski at Washington, Sept. 22, 1974 (TD)  
62... Larry Stallings vs. Chicago, Sept. 28, 1969 (TD)  
60... Patrick Peterson vs. Miami, Sept. 30, 2012  
58... Norm Thompson vs. L.A. Rams, Dec. 10, 1972 (TD)  
+Equals NFL record



CB Patrick Peterson established an NFL single-season record with four punt return TDs of 80+ yards as a rookie in 2011 (99, 89, 82, 80).

## 100-YARD RUSHING GAMES

Date	Player	Opponent	Att.	Yards
Nov. 18, 2012	LaRod Stephens-Howling	at Atlanta	22	127
Oct. 21, 2012	LaRod Stephens-Howling	at Minnesota	20	104
Nov. 27, 2011	Beanie Wells	at St. Louis	27	228 #
Oct. 2, 2011	Beanie Wells	vs. N.Y. Giants	27	138
Dec. 12, 2010	Tim Hightower	vs. Denver	18	148
Nov. 19, 2010	Tim Hightower	at Atlanta	11	115
Dec. 20, 2009	Beanie Wells - R	at Detroit	17	110
Nov. 22, 2009	Tim Hightower	at St. Louis	14	110
Dec. 28, 2008	Edgerrin James	vs. Seattle	14	100
Nov. 2, 2008	Tim Hightower - R	at St. Louis	22	109
Sept. 7, 2008	Edgerrin James	vs. San Francisco	26	100
Dec. 30, 2007	Edgerrin James	vs. St. Louis	24	102
Dec. 2, 2007	Edgerrin James	vs. Cleveland	24	114
Sept. 16, 2007	Edgerrin James	vs. Seattle	24	128
Dec. 24, 2006	Edgerrin James	at San Francisco	29	105
* Dec. 10, 2006	Edgerrin James	vs. Seattle	26	115
* Dec. 3, 2006	Edgerrin James	at St. Louis	26	115
Oct. 24, 2004	Emmitt Smith	vs. Seattle	26	106
Oct. 3, 2004	Emmitt Smith	vs. New Orleans	21	127
* Nov. 2, 2003	Marcel Shipp	vs. Cincinnati	29	141
Oct. 26, 2003	Marcel Shipp	vs. San Francisco	35	165
Nov. 24, 2002	Marcel Shipp	vs. Oakland	16	135
Sept. 15, 2002	Thomas Jones	at Seattle	24	173
Oct. 8, 2000	Michael Pittman	vs. Cleveland	16	107
Nov. 14, 1999	Michael Pittman	vs. Detroit	23	133
Dec. 13, 1998	Adrian Murrell	at Philadelphia	32	174
Nov. 8, 1998	Adrian Murrell	vs. Washington	23	107
Oct. 29, 1998	Adrian Murrell	vs. Philadelphia	22	145
Sept. 22, 1998	LeShon Johnson	at New Orleans	21	214
Nov. 12, 1995	Garrison Hearst	vs. Minnesota	18	103
Oct. 15, 1995	Ronald Moore	vs. Washington	28	118
Oct. 8, 1995	Garrison Hearst	at N.Y. Giants	23	122
Sept. 17, 1995	Garrison Hearst	at Detroit	22	121
Dec. 26, 1993	Ronald Moore - R	vs. N.Y. Giants	23	135
Dec. 5, 1993	Ronald Moore - R	vs. L.A. Rams	29	126
Nov. 7, 1993	Ronald Moore - R	vs. Philadelphia	36 #	160
* Dec. 20, 1992	Johnny Johnson	at Indianapolis	28	146
* Dec. 12, 1992	Johnny Johnson	vs. N.Y. Giants	36 #	156
Nov. 1, 1992	Johnny Johnson	vs. San Francisco	26	102
Nov. 25, 1990	Anthony Thompson - R	vs. New England	28	136
Nov. 18, 1990	Johnny Johnson - R	vs. Green Bay	15	103
& Oct. 21, 1990	Johnny Johnson - R	at N.Y. Giants	30	108
* Oct. 14, 1990	Johnny Johnson - R	vs. Dallas	19	120
* Oct. 30, 1988	Earl Ferrell	at Dallas	19	110
* Oct. 23, 1988	Earl Ferrell	vs. Cleveland	18	110
Sept. 25, 1988	Earl Ferrell	vs. Washington	19	109
Sept. 18, 1988	Stump Mitchell	at Tampa Bay	18	110
Sept. 4, 1988	Stump Mitchell	at Cincinnati	22	110
* Dec. 20, 1987	Stump Mitchell	at Tampa Bay	23	101
* Dec. 13, 1987	Stump Mitchell	vs. N.Y. Giants	26	111
* Dec. 6, 1987	Stump Mitchell	vs. Washington	20	101
Oct. 18, 1987	Derrick McAdoo - R	at San Francisco	23	111
Oct. 12, 1986	Stump Mitchell	at Tampa Bay	20	126
Dec. 21, 1985	Stump Mitchell	vs. Washington	12	129
Dec. 8, 1985	Stump Mitchell	vs. New Orleans	28	158
Nov. 17, 1985	Stump Mitchell	vs. Philadelphia	22	179
Oct. 27, 1985	Stump Mitchell	vs. Houston	21	148
Sept. 29, 1985	Ottis Anderson	vs. Green Bay	20	104
Dec. 2, 1984	Ottis Anderson	vs. New England	30	136
Nov. 18, 1984	Ottis Anderson	at N.Y. Giants	24	111
Oct. 7, 1984	Ottis Anderson	at Dallas	25	110
Sept. 30, 1984	Stump Mitchell	vs. Miami	20	109
* Sept. 16, 1984	Ottis Anderson	at Indianapolis	23	119
* Dec. 18, 1983	Ottis Anderson	vs. Philadelphia	23	156
* Dec. 11, 1983	Ottis Anderson	vs. Philadelphia	24	119
& Nov. 20, 1983	Ottis Anderson	vs. San Diego	28	113
& Nov. 13, 1983	Ottis Anderson	vs. Seattle	29	130
Oct. 30, 1983	Ottis Anderson	vs. Minnesota	24	136
Oct. 24, 1983	Stump Mitchell	vs. N.Y. Giants	24	108
& Oct. 2, 1983	Ottis Anderson	at Kansas City	21	106
& Sept. 25, 1983	Ottis Anderson	at Philadelphia	29	133
Sept. 18, 1983	Stump Mitchell	vs. San Francisco	8	123
Dec. 26, 1982	Ottis Anderson	vs. N.Y. Giants	30	110
* Dec. 12, 1982	Ottis Anderson	vs. Washington	15	109
* Dec. 5, 1982	Stump Mitchell	at Philadelphia	25	145
Nov. 28, 1982	Ottis Anderson	at Atlanta	20	122
Dec. 20, 1981	Ottis Anderson	at Philadelphia	19	102
* Nov. 22, 1981	Ottis Anderson	at Baltimore	29	130
* Nov. 15, 1981	Ottis Anderson	vs. Buffalo	27	177
Nov. 1, 1981	Ottis Anderson	at Washington	18	122
Dec. 21, 1980	Ottis Anderson	vs. Washington	22	122
& Nov. 30, 1980	Ottis Anderson	at N.Y. Giants	31	168
& Nov. 23, 1980	Ottis Anderson	vs. Kansas City	16	107
* Oct. 16, 1980	Ottis Anderson	at Dallas	31	100
* Oct. 5, 1980	Ottis Anderson	at New Orleans	22	126
* Sept. 28, 1980	Wayne Morris	vs. New Orleans	22	102
* Dec. 9, 1979	Ottis Anderson - R	vs. Philadelphia	27	151
& Dec. 2, 1979	Ottis Anderson - R	vs. N.Y. Giants	29	140
& Dec. 2, 1979	Ottis Anderson - R	vs. San Francisco	27	129

Date	Player	Opponent	Att.	Yards
* Nov. 18, 1979	Ottis Anderson - R	at Philadelphia	17	112
* Nov. 11, 1979	Ottis Anderson - R	at Washington	25	105
* Nov. 4, 1979	Ottis Anderson - R	vs. Minnesota	25	164
Oct. 21, 1979	Ottis Anderson - R	at Dallas	20	104
Oct. 7, 1979	Ottis Anderson - R	at Houston	16	109
* Sept. 9, 1979	Ottis Anderson - R	at N.Y. Giants	31	109
* Sept. 2, 1979	Ottis Anderson - R	vs. Dallas	21	193
Nov. 19, 1978	Wayne Morris	at Washington	36 #	123
Dec. 10, 1977	Terry Metcalf	vs. Washington	19	119
Nov. 6, 1977	Wayne Morris	at Minnesota	27	182
* Dec. 12, 1976	Jim Otis	vs. New York Giants	28	119
* Dec. 4, 1976	Jim Otis	vs. Baltimore	29	107
& Nov. 7, 1976	Jim Otis	at Philadelphia	27	115
& Oct. 31, 1976	Jim Otis	vs. San Francisco	23	109
Sept. 12, 1976	Jim Otis	at Seattle	27	140
	Terry Metcalf	at Seattle	16	113
Dec. 21, 1975	Jerry Latin - R	at Detroit	15	112
Dec. 14, 1975	Jim Otis	at Chicago	33	147
Nov. 16, 1975	Jim Otis	vs. Washington	23	109
Oct. 19, 1975	Jim Otis	vs. Philadelphia	23	116
Oct. 5, 1975	Jim Otis	vs. N.Y. Giants	20	101
	Terry Metcalf	vs. N.Y. Giants	15	109
Nov. 25, 1973	Donny Anderson	at Cincinnati	18	105
Dec. 9, 1973	Terry Metcalf - R	at Atlanta	18	100
Oct. 28, 1973	Donny Anderson	vs. N.Y. Giants	18	130
Sept. 16, 1973	Terry Metcalf - R	at Philadelphia	16	133
Nov. 19, 1972	Donny Anderson	vs. N.Y. Giants	22	121
Oct. 29, 1972	Donny Anderson	vs. Chicago	18	102
Nov. 28, 1971	Johnny Roland	at N.Y. Giants	24	116
* Oct. 18, 1970	MacArthur Lane	at Philadelphia	15	125
* Oct. 11, 1970	MacArthur Lane	vs. New Orleans	16	132
Sept. 27, 1970	MacArthur Lane	vs. Washington	28	146
Nov. 30, 1969	Cid Edwards	vs. Pittsburgh	13	128
Dec. 8, 1968	Willis Crenshaw	at N.Y. Giants	28	162
Dec. 3, 1967	Johnny Roland	vs. New Orleans	21	106
Nov. 5, 1967	Johnny Roland	at Washington	25	130
Oct. 8, 1967	Johnny Roland	at Minnesota	17	122
Sept. 17, 1967	Johnny Roland	vs. N.Y. Giants	21	124
Oct. 23, 1966	Johnny Roland - R	at Washington	20	109
Oct. 31, 1965	Bill Triplett	at N.Y. Giants	23	176
Nov. 22, 1964	Bill Thornton	at Philadelphia	12	128
Dec. 1, 1963	Bill Triplett	vs. Cleveland	16	102
Sept. 22, 1963	Joe Childress	at Philadelphia	29	136
Dec. 9, 1962	John David Crow	vs. Dallas	18	118
Oct. 1, 1961	Prentice Gault	at Philadelphia	15	135
Dec. 18, 1960	John David Crow	vs. Pittsburgh	24	203
Nov. 20, 1960	John David Crow	at Washington	17	157
Oct. 23, 1960	John David Crow	vs. Dallas	24	143
Oct. 9, 1960	John David Crow	at Philadelphia	16	134
Sept. 27, 1959	Bobby Joe Conrad	vs. Washington	11	140
Oct. 20, 1957	Ollie Matson	vs. Washington	13	155
Nov. 25, 1956	Ollie Matson	vs. Pittsburgh	16	159
Sept. 30, 1956	Ollie Matson	vs. Cleveland	20	144
Nov. 20, 1955	Dave Mann - R	vs. Chicago Bears	10	108
Nov. 5, 1955	Ollie Matson	vs. Pittsburgh	13	130
* Nov. 28, 1954	Ollie Matson	vs. Washington	10	115
* Nov. 21, 1954	Ollie Matson	vs. Washington	8	163
Dec. 16, 1951	Charley Trippi	at Chicago Bears	13	145
Nov. 13, 1949	Pat Harder	vs. New York Yanks	13	117
* Oct. 30, 1949	Charley Trippi	vs. N.Y. Giants	18	125
* Oct. 23, 1949	Elmer Angsman	vs. Detroit	12	116
Sept. 26, 1949	Charley Trippi	vs. Washington	10	130
Nov. 7, 1948	Charley Trippi	vs. Detroit	10	103
Oct. 24, 1948	Charley Trippi	vs. Boston	9	104
Oct. 10, 1948	Elmer Angsman	vs. Green Bay	18	146
Dec. 28, 1947	Elmer Angsman	vs. Philadelphia	10	159
Dec. 1, 1946	Pat Harder - R	vs. Chicago Bears	12	112
* Nov. 12, 1944	John Grigas	at Detroit	25	123
* Nov. 5, 1944	John Grigas	vs. Detroit	30	117
* Oct. 29, 1944	John Grigas	at Washington	30	100
Dec. 6, 1936	George Grosvenor	vs. Green Bay	35	100
Nov. 19, 1936	George Grosvenor	vs. Chicago Bears	--	126
Dec. 1, 1935	Doug Russell	vs. Chicago Bears	--	100

### Career 100-Yard Rushers (161 Total)

Ottis Anderson - 34; Stump Mitchell - 14; Jim Otis - 9; Edgerrin James - 8; Ollie Matson - 6; Johnny Johnson - 6; Johnny Roland - 6; John David Crow - 5; Terry Metcalf - 5; Charley Trippi - 5; Tim Hightower - 4; Ronald Moore - 4; Donny Anderson - 4; Earl Ferrell - 3; John Grigas - 3; Garrison Hearst - 3; MacArthur Lane - 3; Wayne Morris - 3; Adrian Murrell - 3; Marcel Shipp - 3; Beanie Wells - 3; Elmer Angsman - 2; George Grosvenor - 2; Pat Harder - 2; Michael Pittman - 2; Emmitt Smith - 2; LaRod Stephens-Howling - 2; Bill Triplett - 2; One Each: Joe Childress; Bobby Joe Conrad; Willis Crenshaw; Cid Edwards; Prentice Gault; LeShon Johnson; Thomas Jones; Jerry Latin; Dave Mann; Derrick McAdoo; Doug Russell; Anthony Thompson; Bill Thornton.

# denotes franchise record

& and # denote consecutive games

R - denotes rookies



## 100-YARD RECEIVING GAMES

Date	Player	Opponent	Receptions	Yards	Date	Player	Opponent	Receptions	Yards
Dec. 30, 2012	Michael Floyd	at San Francisco	8	166	* Nov. 25, 2001	David Boston	at San Diego	6	121
Dec. 23, 2012	Larry Fitzgerald	vs. Chicago	8	111	* Nov. 18, 2001	Frank Sanders	vs. Detroit	7	127
Oct. 21, 2012	Andre Roberts	at Minnesota	7	103	* Nov. 11, 2001	David Boston	vs. N.Y. Giants	9	137
Sept. 30, 2012	Andre Roberts	vs. Miami	6	118	* Nov. 4, 2001	David Boston	vs. Philadelphia	8	138
Sept. 23, 2012	Larry Fitzgerald	vs. Philadelphia	9	114	* Oct. 28, 2001	David Boston	at Dallas	9	108
* Jan. 1, 2012	Larry Fitzgerald	vs. Seattle	9	149	* Oct. 21, 2001	David Boston	vs. Kansas City	7	131
* Dec. 24, 2011	Larry Fitzgerald	at Cincinnati	6	105	Oct. 7, 2001	MarTay Jenkins	at Philadelphia	6	119
Dec. 11, 2011	Larry Fitzgerald	vs. San Francisco	7	149	Sept. 23, 2001	David Boston	vs. Denver	8	145
Dec. 4, 2011	Andre Roberts	vs. Dallas	6	111	Dec. 3, 2000	David Boston	at Cincinnati	9	184
Nov. 13, 2011	Larry Fitzgerald	at Philadelphia	7	146	Oct. 15, 2000	David Boston	vs. Philadelphia	6	123
Oct. 2, 2011	Larry Fitzgerald	vs. N.Y. Giants	8	102	* Sept. 10, 2000	David Boston	vs. Dallas	6	102
Sept. 18, 2011	Larry Fitzgerald	at Washington	7	133	* Sept. 3, 2000	David Boston	at N.Y. Giants	9	128
Sept. 11, 2011	Early Doucet	vs. Carolina	3	105	** Jan. 2, 2000	Frank Sanders	at Green Bay	13	118
Jan. 2, 2011	Larry Fitzgerald	at San Francisco	11	125	Rob Moore	at Green Bay	6	120	
Dec. 25, 2010	Andre Roberts	vs. Dallas	5	110	** Dec. 26, 1999	Frank Sanders	at Atlanta	3	106
Dec. 19, 2010	Larry Fitzgerald	at Carolina	9	125	Nov. 28, 1999	Rob Moore	at N.Y. Giants	7	102
Nov. 7, 2010	Larry Fitzgerald	at Minnesota	7	107	Oct. 10, 1999	David Boston	vs. N.Y. Giants	8	101
Oct. 31, 2010	Steve Breaston	vs. Tampa Bay	8	147	* Dec. 27, 1998	Frank Sanders	vs. San Diego	8	106
Sept. 12, 2010	Steve Breaston	at St. Louis	7	132	* Dec. 20, 1998	Frank Sanders	vs. New Orleans	10	138
Jan. 10, 2010	Steve Breaston	vs. Green Bay (Wild Card)	7	125	Dec. 13, 1998	Rob Moore	at Philadelphia	7	109
Dec. 27, 2009	Anquan Boldin	vs. St. Louis	8	116	Nov. 29, 1998	Frank Sanders	at Kansas City	6	100
Dec. 6, 2009	Larry Fitzgerald	vs. Minnesota	8	143	Nov. 15, 1998	Frank Sanders	vs. Dallas	11	190
* Nov. 22, 2009	Anquan Boldin	at St. Louis	8	103	Nov. 1, 1998	Rob Moore	at Detroit	5	107
* Nov. 15, 2009	Anquan Boldin	vs. Seattle	8	105	Oct. 4, 1998	Frank Sanders	vs. Oakland	10	118
Nov. 8, 2009	Larry Fitzgerald	at Chicago	9	123	* Dec. 7, 1997	Rob Moore	vs. Washington	5	114
Oct. 18, 2009	Larry Fitzgerald	at Seattle	13	100	* Nov. 30, 1997	Rob Moore	vs. Pittsburgh	8	188
Sept. 13, 2009	Tim Hightower	vs. San Francisco	12	121	* Nov. 23, 1997	Rob Moore	at Baltimore	8	112
* Feb. 7, 2009	Larry Fitzgerald	vs. Pittsburgh (SB XLIII)	7	127	* Nov. 16, 1997	Rob Moore	at N.Y. Giants	8	139
* Jan. 18, 2009	Larry Fitzgerald	vs. Philadelphia (NFC Champ.)	9	152	Frank Sanders	at N.Y. Giants	9	188	
* Jan. 10, 2009	Larry Fitzgerald	at Carolina (Div. Playoff)	8	166	Oct. 19, 1997	Rob Moore	at Philadelphia	6	101
* Jan. 3, 2009	Larry Fitzgerald	vs. Atlanta (Wild Card)	6	101	* Oct. 5, 1997	Rob Moore	vs. Minnesota	8	108
* Dec. 28, 2008	Larry Fitzgerald	vs. Seattle	5	130	* Sept. 28, 1997	Rob Moore	at Tampa Bay	8	147
* Dec. 21, 2008	Larry Fitzgerald	vs. New England	3	101	Sept. 7, 1997	Rob Moore	vs. Dallas	6	108
Nov. 16, 2008	Larry Fitzgerald	at Seattle	10	151	Aug. 31, 1997	Frank Sanders	at Cincinnati	6	105
Anquan Boldin	at Seattle	13	186	Nov. 24, 1996	Rob Moore	vs. Philadelphia	9	156	
Nov. 10, 2008	Steve Breaston	vs. San Francisco	7	124	Oct. 27, 1996	Rob Moore	vs. N.Y. Jets	7	143
Oct. 26, 2008	Larry Fitzgerald	at Carolina	7	115	Sept. 29, 1996	Rob Moore	vs. St. Louis	9	143
Oct. 12, 2008	Steve Breaston	vs. Dallas	8	102	Sept. 1, 1996	Larry Centers	at Indianapolis	11	108
Sept. 28, 2008	Anquan Boldin	at N.Y. Jets	10	119	Dec. 25, 1995	Larry Centers	vs. Dallas	12	172
Steve Breaston	at N.Y. Jets	9	122	Dec. 9, 1995	Rob Moore	at San Diego	5	104	
* Larry Fitzgerald	at N.Y. Jets	8	122	Nov 26, 1995	Rob Moore	vs. Atlanta	8	121	
* Sept. 21, 2008	Larry Fitzgerald	at Washington	7	109	Larry Centers	vs. Atlanta	7	101	
* Sept. 14, 2008	Larry Fitzgerald	vs. Miami	6	153					
Anquan Boldin	vs. Miami	6	140						
Dec. 30, 2007	Larry Fitzgerald	vs. St. Louis	11	171					
Dec. 23, 2007	Anquan Boldin	vs. Atlanta	13	162					
Dec. 9, 2007	Jerheme Urban	at Seattle	6	123					
Nov. 25, 2007	Larry Fitzgerald	vs. San Francisco	9	156					
* Oct. 7, 2007	Larry Fitzgerald	at St. Louis	9	136					
* Sept. 30, 2007	Larry Fitzgerald	vs. Pittsburgh	10	120					
Sept. 23, 2007	Anquan Boldin	at Baltimore	14	181					
Dec. 31, 2006	Anquan Boldin	at San Diego	4	112					
Nov. 26, 2006	Larry Fitzgerald	at Minnesota	11	172					
Anquan Boldin	at Minnesota	9	140						
Oct. 16, 2006	Anquan Boldin	vs. Chicago	12	136					
Sept. 24, 2006	Anquan Boldin	vs. St. Louis	10	129					
Sept. 10, 2006	Larry Fitzgerald	vs. San Francisco	9	133					
** Dec. 18, 2005	Anquan Boldin	at Houston	8	134					
** Dec. 11, 2005	Anquan Boldin	vs. Washington	9	114					
** Dec. 4, 2005	Anquan Boldin	at San Francisco	11	156					
Larry Fitzgerald	at San Francisco	8	129						
** Nov. 27, 2005	Anquan Boldin	vs. Jacksonville	10	115					
* Nov. 20, 2005	Anquan Boldin	at St. Louis	8	105					
* Larry Fitzgerald	at St. Louis	9	104						
* Nov. 13, 2005	Larry Fitzgerald	at Detroit	9	141					
* Nov. 6, 2005	Larry Fitzgerald	vs. Seattle	8	102					
* Oct. 9, 2005	Anquan Boldin	vs. Carolina	10	162					
* Larry Fitzgerald	vs. Carolina	9	136						
** Oct. 2, 2005	Anquan Boldin	vs. San Francisco	8	116					
Larry Fitzgerald	vs. San Francisco	7	102						
Sept. 18, 2005	Anquan Boldin	vs. St. Louis	8	119					
Sept. 11, 2005	Larry Fitzgerald	at N.Y. Giants	13	155					
Dec. 26, 2004	Anquan Boldin	at Seattle	7	107					
Dec. 12, 2004	Anquan Boldin	vs. San Francisco	9	109					
Dec. 21, 2003	Anquan Boldin	at Seattle	10	122					
Dec. 7, 2003	Anquan Boldin	at San Francisco	9	123					
Nov. 23, 2003	Anquan Boldin	vs. St. Louis	6	123					
Nov. 9, 2003	Anquan Boldin	at Pittsburgh	8	118					
Sept. 7, 2003	Anquan Boldin	at Detroit	10	217					
Nov. 10, 2002	Jason McAddley	vs. Seattle	5	113					
Oct. 20, 2002	David Boston	vs. Dallas	6	110					
Sept. 8, 2002	David Boston	at Washington	7	138					
Dec. 30, 2001	David Boston	at Carolina	7	127					
* Dec. 9, 2001	David Boston	vs. Washington	6	132					
* Dec. 2, 2001	David Boston	at Oakland	6	106					

## ALL-TIME RECEIVING GAMES OF 160+ YARDS

256	Sonny Randle	at N.Y. Giants, Nov. 4, 1962 (16 rec., 2 TD)
217	Anquan Boldin	at Detroit, Sept. 7, 2003 (10 rec., 2 TD)
212	Jackie Smith	vs. Pittsburgh, Oct. 13, 1963 (9 rec., 2 TD)
198	Sonny Randle	at Cleveland, Sept. 26, 1965 (7 rec., 3 TD)
197	John Gilliam	at Pittsburgh, Oct. 6, 1969 (10 rec., 2 TD)
196	Roy Green	at Washington, Dec. 16, 1964 (8 rec., 2 TD)
192	John Gilliam	at Cleveland, Oct. 26, 1969 (4 rec., 3 TD)
190	Frank Sanders	vs. Dallas, Nov. 15, 1998 (11 rec., 2 TD)
189	Roy Green	at Dallas, Oct. 7, 1984 (8 rec., 2 TD)
188	Rob Moore	vs. Pittsburgh, Nov. 30, 1997 (8 rec.)
	Frank Sanders	at N.Y. Giants, Nov. 16, 1997 (9 rec., TD)
187	Mel Gray	at N.Y. Giants, Oct. 25, 1975 (7 rec., 2 TD)
186	Anquan Boldin	at Seattle, Nov. 16, 2008 (13 rec.)
184	David Boston	at Cincinnati, Dec. 3, 2000 (9 rec., 2 TD)
183	Roy Green	at Indianapolis, Sept. 16, 1984 (8 rec., 2 TD)
	Dave Stief	vs. Atlanta, Dec. 17, 1978 (9 rec., TD)
181	Anquan Boldin	at Baltimore, Sep. 23, 2007 (14 rec., 2 TD)
176	Roy Green	vs. N.Y. Giants, Nov. 13, 1988 (9 rec., TD)
175	Taz Anderson	vs. Philadelphia, Dec. 16, 1962 (8 rec.)
172	Larry Fitzgerald	at Minnesota, Nov. 26, 2006 (11 rec.)
	Larry Centers	vs. Dallas, Dec. 25, 1995 (12 rec.)
171	Larry Fitzgerald	vs. St. Louis, Dec. 30, 2007 (11 rec., 2 TD)
170	Roy Green	vs. Dallas, Sept. 19, 1982 (10 rec., TD)
167	Gus Tinsley	vs. Cleveland, Nov. 27, 1938 (6 rec., TD)
166	Michael Floyd	at San Francisco, Dec. 30, 2012 (8 rec., TD)
	Larry Fitzgerald	at Carolina, Jan. 10, 2009 (Div. Playoff) (8 rec., TD)
	Roy Green	at Seattle, Sept. 17, 1989 (8 rec., 3 TD)
	Ernie Jones	vs. Philadelphia, Dec. 10, 1988 (6 rec., TD)
	Roy Green	vs. Chicago, Oct. 14, 1984 (6 rec.)
	John Gilliam	vs. Philadelphia, Nov. 21, 1971 (6 rec.)
165	Bob Shaw	vs. Baltimore, Oct. 2, 1950 (8 rec., 5 TD)
164	Dave Williams	vs. New Orleans, Nov. 2, 1969 (8 rec., 4 TD)
163	Roy Green	vs. Washington, Oct. 21, 1984 (6 rec., 2 TD)
	Don Stonesifer	vs. Washington, Nov. 21, 1954
162	Anquan Boldin	vs. Atlanta, Dec. 23, 2007 (13 rec., 2 TD)
	Anquan Boldin	vs. Carolina, Oct. 9, 2005 (10 rec., TD)
	Woodley Lewis	at Philadelphia, Dec. 15, 1957 (6 rec., 3 TD)
161	Billy Stacy	vs. N.Y. Giants, Oct. 8, 1961 (3 rec., TD)
	Ollie Matson	at Pittsburgh, Nov. 28, 1954 (5 rec., TD)
160	Mal Kutner	vs. Detroit, Sept. 28, 1947

# ARIZONA CARDINALS

Date	Player	Opponent	Receptions	Yards
Oct. 8, 1995	Frank Sanders	at N.Y. Giants	6	108
Sept. 24, 1995	Rob Moore	at Dallas	9	154
Sept. 10, 1995	Frank Sanders	vs. Philadelphia	5	102
Dec. 4, 1994	Gary Clark	at Houston	6	120
Jan. 2, 1994	Gary Clark	at Atlanta	9	121
Dec. 19, 1993	Gary Clark	at Seattle	12	152
Dec. 5, 1993	Gary Clark	vs. L.A. Rams	8	159
Oct. 24, 1993	Anthony Edwards	at San Francisco	4	112
Oct. 17, 1993	Ricky Proehl	vs. Washington	5	115
Dec. 6, 1992	Ricky Proehl	vs. San Diego	6	112
Nov. 29, 1992	Ricky Proehl	at Washington	7	104
Nov. 8, 1992	Ricky Proehl	at L.A. Rams	9	126
Oct. 11, 1992	Ernie Jones	at N.Y. Giants	6	125
Sept. 13, 1992	Randal Hill	vs. Philadelphia	5	109
Sept. 29, 1991	Ernie Jones	vs. New England	8	145
	Ricky Proehl	vs. New England	4	107
Dec. 29, 1990	Ricky Proehl	vs. Philadelphia	7	132
Dec. 23, 1990	Roy Green	vs. N.Y. Giants	8	147
	Ernie Jones	vs. N.Y. Giants	4	130
Dec. 9, 1990	Ricky Proehl	at Atlanta	6	102
Nov. 18, 1990	Roy Green	vs. Green Bay	4	102
	Ernie Jones	vs. Green Bay	7	117
Dec. 3, 1989	Roy Green	vs. Washington	8	116
Nov. 12, 1989	Ernie Jones	vs. Dallas	3	139
	Rob Await	vs. Dallas	6	105
Oct. 15, 1989	Ernie Jones	vs. Philadelphia	8	114
* Oct. 8, 1989	J.T. Smith	at Washington	8	114
* Oct. 1, 1989	J.T. Smith	vs. San Diego	11	123
* Sept. 17, 1989	Roy Green	at Seattle	8	166
	J.T. Smith	at Seattle	7	104
* Sept. 10, 1989	J.T. Smith	at Detroit	10	121
Dec. 10, 1988	Ernie Jones	vs. Philadelphia	6	166
& Nov. 20, 1988	J.T. Smith	at Houston	10	114
& Nov. 13, 1988	Roy Green	vs. N.Y. Giants	9	176
Oct. 9, 1988	Roy Green	vs. Pittsburgh	4	119
Sept. 18, 1988	J.T. Smith	at Tampa Bay	6	103
	Jay Novacek	at Tampa Bay	5	102
Dec. 27, 1987	Roy Green	at Dallas	7	112
	J.T. Smith	at Dallas	11	102
Nov. 29, 1987	J.T. Smith	at Atlanta	10	109
Nov. 8, 1987	Rob Await	vs. Tampa Bay	9	124
Nov. 1, 1987	J.T. Smith	vs. Philadelphia	10	112
Oct. 4, 1987	J.T. Smith	at Washington	6	116
Sept. 20, 1987	Roy Green	at San Diego	7	139
Dec. 7, 1986	J.T. Smith	at Philadelphia	10	131
	Roy Green	at Philadelphia	6	100
* Nov. 16, 1986	J.T. Smith	vs. New Orleans	8	106
* Nov. 9, 1986	J.T. Smith	at San Francisco	10	154
Nov. 28, 1985	Pat Tilley	at Dallas	6	115
Nov. 4, 1985	Pat Tilley	vs. Dallas	6	113
Dec. 16, 1984	Roy Green	at Washington	8	196
	Ottis Anderson	at Washington	12	124
Nov. 18, 1984	Ottis Anderson	vs. N.Y. Giants	6	112
Nov. 4, 1984	Roy Green	vs. L.A. Rams	5	105
* Oct. 21, 1984	Roy Green	vs. Washington	6	163
* Oct. 14, 1984	Roy Green	vs. Chicago	6	166
* Oct. 7, 1984	Roy Green	at Dallas	8	189
Sept. 16, 1984	Roy Green	at Indianapolis	8	183
Nov. 13, 1983	Roy Green	vs. Seattle	6	130
Oct. 24, 1983	Roy Green	vs. N.Y. Giants	6	100
Sept. 18, 1983	Roy Green	vs. San Francisco	8	133
Sept. 11, 1983	Pat Tilley	vs. Dallas	7	105
Jan. 8, 1983	Roy Green	at Green Bay	9	113
<i>(SB Tournament)</i>				
Sept. 19, 1982	Roy Green	vs. Dallas	10	170
Nov. 22, 1981	Pat Tilley	at Baltimore	5	158
Oct. 18, 1981	Pat Tilley	at Atlanta	8	100
Sept. 20, 1981	Roy Green	vs. Washington	4	115
* Nov. 9, 1980	Pat Tilley	vs. Atlanta	6	120
* Nov. 2, 1980	Pat Tilley	vs. Dallas	5	145
Oct. 26, 1980	Mel Gray	at Baltimore	7	101
Sept. 21, 1980	Pat Tilley	at Detroit	10	128
Nov. 25, 1979	Pat Tilley	at Cincinnati	5	134
Sept. 23, 1979	Dave Stief	vs. Washington	6	125
	Pat Tilley	vs. Washington	7	114
Dec. 17, 1978	Dave Stief	vs. Atlanta	9	183
	Pat Tilley	vs. Atlanta	7	105
Nov. 5, 1978	Pat Tilley	vs. N.Y. Giants	4	101
Oct. 22, 1978	Mel Gray	at N.Y. Jets	4	105
Oct. 8, 1978	Mel Gray	vs. Baltimore	6	112
Sept. 24, 1978	Mel Gray	at Dallas	7	107
Sept. 17, 1978	Pat Tilley	vs. Washington	7	123
Nov. 20, 1977	Mel Gray	vs. Philadelphia	4	142
Nov. 25, 1976	Ike Harris	at Dallas	6	113
Nov. 14, 1976	Ike Harris	at Los Angeles	8	130
	Pat Tilley	at Los Angeles	6	120
Oct. 31, 1976	Mel Gray	vs. San Francisco	3	115

Date	Player	Opponent	Receptions	Yards
* Oct. 17, 1976	Mel Gray	vs. Dallas	7	152
* Oct. 10, 1976	Mel Gray	at Philadelphia	6	103
** Nov. 23, 1975	Mel Gray	at N.Y. Jets	4	116
** Nov. 16, 1975	Mel Gray	vs. Washington	7	109
Oct. 25, 1975	Mel Gray	at N.Y. Giants	7	187
Sept. 28, 1975	Mel Gray	at Dallas	5	114
Nov. 24, 1974	Mel Gray	at N.Y. Giants	5	102
Oct. 27, 1974	Earl Thomas	vs. Washington	4	106
Oct. 13, 1974	Jackie Smith	vs. Dallas	3	110
Oct. 6, 1974	Mel Gray	at San Francisco	3	124
Oct. 28, 1973	Mel Gray	vs. N.Y. Giants	5	125
Oct. 14, 1973	Ahmad Rashad	vs. Philadelphia	5	104
Sept. 23, 1973	Jackie Smith	vs. Washington	5	129
Dec. 17, 1972	Walker Gillette	vs. Philadelphia	4	108
Dec. 10, 1972	Bobby Moore	vs. Los Angeles	2	113
Nov. 12, 1972	Jackie Smith	at Dallas	5	110
Dec. 5, 1971	Mel Gray	vs. Green Bay	3	102
Nov. 21, 1971	John Gilliam	vs. Philadelphia	6	166
Oct. 24, 1971	Jackie Smith	vs. San Francisco	3	103
Oct. 3, 1971	Mel Gray	vs. N.Y. Giants	2	124
Sept. 27, 1971	John Gilliam	vs. N.Y. Jets	6	136
Dec. 20, 1970	John Gilliam	at Washington	5	125
Dec. 13, 1970	Jackie Smith	vs. N.Y. Giants	4	115
	MacArthur Lane	vs. N.Y. Giants	5	106
Dec. 6, 1970	John Gilliam	at Detroit	4	105
Oct. 25, 1970	John Gilliam	at N.Y. Giants	7	119
Oct. 11, 1970	Jackie Smith	vs. New Orleans	5	149
Sept. 18, 1970	John Gilliam	at Los Angeles	5	133
	Jackie Smith	at Los Angeles	4	102
Nov. 9, 1969	Jackie Smith	vs. N.Y. Giants	6	101
Nov. 2, 1969	Dave Williams	vs. New Orleans	8	164
	John Gilliam	vs. New Orleans	5	106
* Oct. 26, 1969	John Gilliam	at Cleveland	4	192
Oct. 5, 1969	John Gilliam	vs. Pittsburgh	10	197
Sept. 21, 1969	Dave Williams	at Dallas	6	104
Nov. 10, 1968	Bobby Joe Conrad	vs. Pittsburgh	5	133
	Dave Williams	vs. Pittsburgh	5	114
	Jackie Smith	vs. Pittsburgh	5	104
* Nov. 3, 1968	Dave Williams	at Philadelphia	3	100
Oct. 27, 1968	Jackie Smith	vs. New Orleans	4	147
Dec. 17, 1967	Jackie Smith	vs. N.Y. Giants	8	152
Nov. 23, 1967	Jackie Smith	at Dallas	4	116
Nov. 5, 1967	Jackie Smith	at Washington	4	103
Oct. 30, 1967	Dave Williams	vs. Green Bay	6	147
Oct. 22, 1967	Bobby Joe Conrad	vs. Philadelphia	8	115
	Jackie Smith	vs. Philadelphia	4	116
Oct. 1, 1967	Billy Gambrell	vs. Detroit	5	117
Dec. 17, 1966	Billy Gambrell	vs. Cleveland	5	111
* Nov. 13, 1966	Jackie Smith	at Pittsburgh	5	106
* Nov. 6, 1966	Jackie Smith	at N.Y. Giants	3	103
Sept. 18, 1966	Jackie Smith	at N.Y. Giants	7	136
Dec. 11, 1965	Bobby Joe Conrad	at Dallas	8	126
Nov. 21, 1965	Jackie Smith	vs. N.Y. Giants	5	105
Nov. 7, 1965	Billy Gambrell	vs. Pittsburgh	3	100
Oct. 10, 1965	Bobby Joe Conrad	at Washington	6	121
Sept. 26, 1965	Sonny Randle	at Cleveland	7	198
Sept. 19, 1965	Jackie Smith	at Philadelphia	5	115
Dec. 13, 1964	Jackie Smith	vs. Philadelphia	9	145
Nov. 22, 1964	Bobby Joe Conrad	vs. Philadelphia	5	110
Nov. 1, 1964	Jackie Smith	at N.Y. Giants	5	124
	Bobby Joe Conrad	at N.Y. Giants	6	124
Oct. 4, 1964	Sonny Randle	at Washington	5	139
Sept. 20, 1964	Sonny Randle	at Cleveland	4	121
Dec. 8, 1963	Bobby Joe Conrad	vs. Philadelphia	6	122
Nov. 3, 1963	Joe Childress	vs. N.Y. Giants	5	118
Oct. 27, 1963	Sonny Randle	at Washington	3	102
Oct. 20, 1963	Bobby Joe Conrad	vs. Green Bay	8	112
Oct. 13, 1963	Jackie Smith	vs. Pittsburgh	9	212
Oct. 6, 1963	Sonny Randle	at Minnesota	6	159
Dec. 16, 1962	Taz Anderson	vs. Philadelphia	8	175
	Sonny Randle	vs. Philadelphia	3	134
* Dec. 9, 1962	Sonny Randle	vs. Dallas	5	105
**	Bobby Joe Conrad	vs. Dallas	6	128
** Dec. 2, 1962	Bobby Joe Conrad	at Pittsburgh	7	106
* Nov. 11, 1962	Bobby Joe Conrad	vs. Pittsburgh	4	101
* Nov. 4, 1962	Bobby Joe Conrad	at N.Y. Giants	16	256
Oct. 28, 1962	Sonny Randle	at Dallas	3	144
Oct. 7, 1962	Bobby Joe Conrad	vs. N.Y. Giants	6	105
Sept. 30, 1962	Sonny Randle	at Washington	6	122
Dec. 10, 1961	Sonny Randle	vs. Dallas	7	116
Dec. 3, 1961	Bobby Joe Conrad	vs. Washington	4	128
Oct. 8, 1961	Billy Stacy	vs. N.Y. Giants	3	161
Dec. 18, 1960	Sonny Randle	vs. Pittsburgh	5	115
* Nov. 20, 1960	Sonny Randle	at Washington	11	146
* Nov. 13, 1960	Sonny Randle	at Cleveland	7	104
Sept. 23, 1960	John David Crow	at L.A. Rams	5	125
	Sonny Randle	at L.A. Rams	7	159

Date	Player	Opponent	Receptions	Yards
* Oct. 4, 1959	Woodley Lewis	vs. Cleveland	8	106
* Sept. 27, 1959	Woodley Lewis	vs. Washington	4	115
* Dec. 13, 1958	Joe Childress	at Pittsburgh	8	118
* Nov. 16, 1958	Woodley Lewis	at Philadelphia	7	130
* Nov. 9, 1958	Woodley Lewis	at Washington	4	132
* Nov. 2, 1958	Woodley Lewis	vs. Philadelphia	7	150
Oct. 12, 1958	John David Crow	at Cleveland	4	152
Dec. 14, 1957	Woodley Lewis	vs. Philadelphia	6	162
Nov. 24, 1957	Ollie Matson	vs. N.Y. Giants	2	137
Nov. 3, 1957	Gern Nagler	vs. Philadelphia	6	152
Oct. 20, 1957	Woodley Lewis	at Washington	5	107
Oct. 6, 1957	Gern Nagler	vs. Washington	5	153
Dec. 12, 1954	Don Stonesifer	at Washington	9	144
Nov. 28, 1954	Ollie Matson	at Pittsburgh	5	161
Dec. 13, 1953	Gern Nagler	at Chicago Bears	5	109
Nov. 1, 1953	Gern Nagler	vs. N.Y. Giants	10	124
Oct. 18, 1953	Don Stonesifer	at N.Y. Giants	8	112
Dec. 14, 1952	Don Stonesifer	at Chicago Bears	7	111
Oct. 26, 1952	Ollie Matson	vs. Pittsburgh	3	121
Dec. 9, 1951	Fran Poltfoot	vs. Washington	6	121
Nov. 4, 1951	Fran Poltfoot	vs. Cleveland	8	129
Dec. 10, 1950	Bob Shaw	at Pittsburgh	7	128
Nov. 5, 1950	Bob Shaw	vs. Cleveland	5	111
Oct. 22, 1950	Fran Poltfoot	at Washington	5	144
Oct. 2, 1950	Bob Shaw	vs. Baltimore	8	165
Dec. 11, 1949	Charlie Trippi	at Chicago Bears	8	123
* Nov. 27, 1949	Bob Ravensberg	vs. Green Bay	5	114
* Nov. 14, 1948	Mal Kutner	at Pittsburgh	6	126
* Nov. 7, 1948	Mal Kutner	vs. Detroit	6	143
Oct. 31, 1948	Billy Dewell	at L.A. Rams	8	144
Oct. 17, 1948	Mal Kutner	at N.Y. Giants	6	128

Date	Player	Opponent	Receptions	Yards
* Nov. 23, 1947	Mal Kutner	at Washington	8	133
* Nov. 16, 1947	Mal Kutner	vs. Green Bay	5	100
Nov. 2, 1947	Mal Kutner	vs. L.A. Rams	5	108
Oct. 26, 1947	Billy Dewell	vs. Boston	9	116
Sept. 28, 1947	Mal Kutner	vs. Detroit	7	120
* Nov. 10, 1946	Mal Kutner	vs. Green Bay	4	167
* Nov. 3, 1946	Billy Dewell	at Boston	6	109
* Oct. 27, 1946	Billy Dewell	vs. L.A. Rams	5	119
Oct. 20, 1946	Mal Kutner	at N.Y. Giants	3	118
Oct. 13, 1946	Billy Dewell	at Detroit	5	132
Nov. 18, 1945	Ed Rucinski	vs. Cleveland Rams	6	100
Nov. 2, 1941	Billy Dewell	at N.Y. Giants	8	131
Oct. 8, 1939	Bill Smith	at Green Bay	6	128
Nov. 27, 1938	Gaynell Tinsley	vs. Cleveland Rams	7	167
Dec. 5, 1937	Gaynell Tinsley	vs. Chicago Bears	6	155
Oct. 10, 1937	Gaynell Tinsley	at Green Bay	6	148
Sept. 24, 1937	Gaynell Tinsley	at Washington	3	167

\* and \*\* - denotes same receiver, consecutive games

#### Regular season 100-yard receivers (32 Total):

Larry Fitzgerald – 34; Anquan Boldin – 27; Jackie Smith – 22; Roy Green – 20; Rob Moore – 18; Mel Gray – 17; David Boston – 16; Bobby Joe Conrad – 14; Pat Tilley – 14; Sonny Randle – 14; J.T. Smith – 13; Frank Sanders – 12; John Gilliam – 9; Mal Kutner – 9; Ernie Jones – 7; Ricky Proehl – 7; Woodley Lewis – 7; Billy Dewell – 6; Steve Breaston – 5; Dave Williams – 5; Gary Clark – 4; Gaynell Tinsley – 4; Gern Nagler – 4; Andre Roberts – 4; Billy Grambell – 3; Bob Shaw – 3; Don Stonesifer – 3; Fran Poltfoot – 3; Ray Centers – 3; Ollie Matson – 3; Two Each: Dave Stief; Ike Harris; Joe Childress; John David Crow; Otis Anderson; Rob Await; One Each: Ahmad Rashad; Anthony Edwards; Bill Smith; Billy Stacy; Bob Ravensberg; Bobby Moore; Charlie Trippi; Earl Thomas; Ed Rucinski; Jason McAddley; Jay Novacek; Jerheme Urban; MacArthur Lane; MarTay Jenkins; Randal Hill; Taz Anderson; Walker Gillette; Tim Hightower; Early Doucet; Michael Floyd.

### 300-YARD PASSING GAMES

Date	Player	Opponent	Att	Comp	Yards
Nov. 25, 2012	Ryan Lindley	vs. St. Louis	52	31	312
Nov. 4, 2012	John Skelton	at Green Bay	46	23	306
Sept. 30, 2012	Kevin Kolb	vs. Miami	48	29	324
Dec. 18, 2011	John Skelton	vs. Cleveland	46	28	313
Nov. 13, 2011	John Skelton	at Philadelphia	40	21	315
Sept. 11, 2011	Kevin Kolb	vs. Carolina	27	18	309
Nov. 14, 2010	Derek Anderson	vs. Seattle	45	23	322
Jan. 10, 2010	Kurt Warner	vs. Green Bay (Wild Card)	33	29	379
Dec. 27, 2009	Kurt Warner	vs. St. Louis	38	24	313
Nov. 15, 2009	Kurt Warner	vs. Seattle	38	29	340
Oct. 11, 2009	Kurt Warner	vs. Houston	38	26	302
* Sept. 27, 2009	Kurt Warner	vs. Indianapolis	52	30	332
Feb. 1, 2009	Kurt Warner	vs. Pittsburgh (SBXIII)	43	31	377
* Nov. 23, 2008	Kurt Warner	vs. N.Y. Giants	52	32	351
* Nov. 16, 2008	Kurt Warner	at Seattle	44	32	395
* Nov. 10, 2008	Kurt Warner	vs. San Francisco	42	32	328
* Nov. 2, 2008	Kurt Warner	at St. Louis	33	22	343
* Oct. 26, 2008	Kurt Warner	at Carolina	49	35	381
Sept. 28, 2008	Kurt Warner	at N.Y. Jets	57	40*	472
Sept. 14, 2008	Kurt Warner	vs. Miami	24	19	361
* Dec. 30, 2007	Kurt Warner	vs. St. Louis	39	23	300
* Dec. 23, 2007	Kurt Warner	vs. Atlanta	52	35	369
Dec. 9, 2007	Kurt Warner	at Seattle	46	28	337
Nov. 25, 2007	Kurt Warner	vs. San Francisco	48	34	484
Dec. 31, 2006	Kurt Warner	at San Diego	32	22	356
+ Nov. 26, 2006	Matt Leinart	at Minnesota	51	31	405
Sept. 10, 2006	Kurt Warner	vs. San Francisco	37	23	301
& Dec. 4, 2005	Kurt Warner	at San Francisco	45	29	354
& Nov. 27, 2005	Kurt Warner	vs. Jacksonville	46	29	315
* Nov. 13, 2005	Kurt Warner	at Detroit	45	29	359

Date	Player	Opponent	Att	Comp	Yards
* Nov. 6, 2005	Kurt Warner	vs. Seattle	48	29	334
& Oct. 9, 2005	Josh McCown	vs. Carolina	46	39	398
& Oct. 2, 2005	Josh McCown	vs. San Francisco	46	32	385
Sept. 18, 2005	Kurt Warner	vs. St. Louis	41	28	327
Dec. 12, 2004	Josh McCown	vs. San Francisco	44	26	307
Nov. 21, 2004	Shaun King	at Carolina	52	28	343
Nov. 9, 2003	Jeff Blake	at Pittsburgh	43	23	307
Sept. 7, 2003	Jeff Blake	at Detroit	46	28	358
Nov. 18, 2001	Jake Plummer	vs. Detroit	33	21	334
Sept. 3, 2000	Jake Plummer	at N.Y. Giants	49	28	318
Jan. 2, 2000	Jake Plummer	vs. Green Bay	57	35	396
Dec. 20, 1998	Jake Plummer	vs. New Orleans	44	32	394
Nov. 15, 1998	Jake Plummer	vs. Dallas	56	31	465
Nov. 7, 1997	Jake Plummer	vs. Washington	38	19	337
Nov. 16, 1997	Jake Plummer	at N.Y. Giants	33	22	388
Sept. 28, 1997	Kent Graham	at Tampa Bay	52	31	339
Nov. 24, 1996	Boomer Esiason	vs. Philadelphia	43	24	367
Nov. 10, 1996	Boomer Esiason	at Washington	59	35	522*
Sept. 27, 1996	Kent Graham	vs. St. Louis	58	37	366
Dec. 24, 1995	Jack Schroeder	at Atlanta	42	26	317
Nov. 26, 1995	Dave Krieg	vs. Atlanta	43	27	413
* Oct. 8, 1995	Dave Krieg	at N.Y. Giants	38	23	305
* Oct. 1, 1995	Dave Krieg	vs. Kansas City	41	25	308
* Sept. 24, 1995	Dave Krieg	at Dallas	33	24	324
Dec. 19, 1993	Steve Beuerlein	at Seattle	53	34	431
Oct. 24, 1993	Steve Beuerlein	at San Francisco	50	26	334
Sept. 20, 1992	Chris Chandler	at Dallas	43	28	383
Sept. 29, 1991	Tom Tupa	vs. New England	28	17	312
* Dec. 29, 1990	Timm Rosenbach	vs. Philadelphia	31	19	301
* Dec. 23, 1990	Timm Rosenbach	vs. N.Y. Giants	41	23	381
Dec. 11, 1988	Neil Lomax	vs. Philadelphia	50	29	384
* Nov. 13, 1988	Neil Lomax	vs. N.Y. Giants	35	23	353
* Nov. 6, 1988	Neil Lomax	vs. San Francisco	41	25	323
Oct. 16, 1988	Neil Lomax	at Washington	44	26	332
Oct. 2, 1988	Neil Lomax	at L.A. Rams	43	28	342
Dec. 27, 1987	Neil Lomax	at Dallas	54	28	314
Nov. 29, 1987	Neil Lomax	at Atlanta	42	25	369
Nov. 8, 1987	Neil Lomax	vs. Tampa Bay	36	25	314
Sept. 20, 1987	Neil Lomax	at San Diego	61*	32	457
Dec. 7, 1986	Neil Lomax	at Philadelphia	48	30	390
Nov. 28, 1985	Neil Lomax	at Dallas	43	28	319
* Dec. 16, 1984	Neil Lomax	at Washington	46	37	468
* Dec. 9, 1984	Neil Lomax	vs. N.Y. Giants	33	23	300
& Nov. 11, 1984	Neil Lomax	vs. Dallas	52	27	388
& Nov. 4, 1984	Neil Lomax	vs. L.A. Rams	52	34	341
Oct. 21, 1984	Neil Lomax	vs. Washington	38	20	361
* Oct. 7, 1984	Neil Lomax	at Dallas	29	19	354
* Sept. 30, 1984	Neil Lomax	vs. Miami	37	22	308
Jan. 8, 1983	Neil Lomax	at Green Bay	51	32	385
(SB Tournament)					
Nov. 1, 1981	Jim Hart	at Washington	39	24	305



Former Cardinals Quarterbacks Kurt Warner and Jim Hart.

Date	Player	Opponent	Att	Comp	Yards
Nov. 9, 1980	Jim Hart	vs. Atlanta	43	25	344
Sept. 7, 1980	Jim Hart	vs. N.Y. Giants	31	18	322
Nov. 25, 1979	Jim Hart	at Cincinnati	38	23	329
Sept. 23, 1979	Jim Hart	vs. Washington	43	24	306
Dec. 17, 1978	Jim Hart	vs. Atlanta	40	22	333
Nov. 14, 1976	Jim Hart	at L.A. Rams	33	20	324
Oct. 17, 1976	Jim Hart	vs. Dallas	33	22	346
Sept. 28, 1975	Jim Hart	vs. Dallas	32	15	314
Nov. 11, 1974	Jim Hart	vs. Minnesota	42	28	353
Dec. 17, 1972	Jim Hart	vs. Philadelphia	30	19	334
Nov. 2, 1969	Charley Johnson	vs. New Orleans	37	20	374
* Oct. 26, 1969	Charley Johnson	at Cleveland	30	15	306
* Nov. 10, 1968	Jim Hart	vs. Pittsburgh	40	17	353
Oct. 30, 1967	Jim Hart	vs. Green Bay	29	16	317
Oct. 1, 1967	Jim Hart	vs. Detroit	27	19	313
Nov. 21, 1965	Buddy Humphrey	vs. N.Y. Giants	39	22	320
* Sept. 26, 1965	Charley Johnson	at Cleveland	19	11	310
* Sept. 19, 1965	Charley Johnson	at Philadelphia	43	20	383
Dec. 13, 1964	Charley Johnson	vs. Philadelphia	49	28	371

Date	Player	Opponent	Att	Comp	Yards
Nov. 1, 1964	Charley Johnson	at N.Y. Giants	29	15	306
Dec. 8, 1963	Charley Johnson	vs. Philadelphia	29	14	316
* Oct. 13, 1963	Charley Johnson	vs. Pittsburgh	42	21	428
* Oct. 6, 1963	Charley Johnson	vs. Minnesota	42	21	301
& Dec. 16, 1962	Charley Johnson	vs. Philadelphia	37	17	386
& Dec. 9, 1962	Charley Johnson	vs. Dallas	22	13	302
Nov. 4, 1962	Charley Johnson	at N.Y. Giants	41	26	365
Sept. 28, 1947	Paul Christman	vs. Detroit	--	16	320
Dec. 5, 1937	Pat Coffey	vs. Chicago Bears	--	--	306

**+ denotes NFL rookie record**

**# denotes team record**

\* and # denotes consecutive games

**Cardinals all-time regular season 300-yard passers (106 total)**

Kurt Warner – 22; Neil Lomax – 19; Jim Hart – 14; Charley Johnson – 12; Jake Plummer – 7; Dave Krieg – 4; Josh McCown – 3; John Skelton – 3; 2 each: Steve Buerlein, Jeff Blake, Boomer Esiason, Kent Graham, Kevin Kolb, Timm Rosenbach; 1 each: Derek Anderson, Chris Chandler, Paul Christman, Pat Coffey, Buddy Humphrey, Shaun King, Matt Leinart, Ryan Lindley, Jay Schroeder, Tom Tupa.

## ALL-TIME PASSING GAMES OF 350+ YARDS

522	Boomer Esiason at Washington, Nov. 10, 1996 (35–59) OT
484	Kurt Warner vs. San Francisco, Nov. 25, 2007 (34–48) OT
472	Kurt Warner at N.Y. Jets, Sept. 28, 2008 (40–57)
468	Neil Lomax at Washington, Dec. 16, 1984 (37–46)
465	Jake Plummer vs. Dallas, Nov. 15, 1998 (31–56)
457	Neil Lomax at San Diego, Sept. 20, 1987 (32–61)
431	Steve Buerlein at Seattle, Dec. 19, 1993 (34–53) OT
428	Charley Johnson vs. Pittsburgh, Oct. 13, 1963 (21–42)
413	Dave Krieg vs. Atlanta, Nov. 26, 1995 (27–43) OT
405	Matt Leinart at Minnesota, Nov. 26, 2006 (31–51)
398	Josh McCown vs. Carolina, Oct. 9, 2005 (29–46)
396	Jake Plummer vs. Green Bay, Jan. 2, 2000 (35–57)
395	Kurt Warner at Seattle, Nov. 16, 2008 (32–44)
394	Jake Plummer vs. New Orleans, Dec. 20, 1998 (32–44)
390	Neil Lomax at Philadelphia, Dec. 7, 1986 (30–48) OT
388	Jake Plummer at N.Y. Giants, Nov. 16, 1997 (22–33) Neil Lomax vs. Dallas, Nov. 11, 1984 (27–52)
386	Charley Johnson vs. Philadelphia, Dec. 16, 1962 (17–32)
385	Josh McCown vs. San Francisco, Oct. 2, 2005 (32–46) Neil Lomax at Green Bay, Jan. 8, 1983 (32–51)*
384	Neil Lomax vs. Philadelphia, Dec. 11, 1988 (29–50)
383	Chris Chandler at Dallas, Sept. 20, 1992 (28–43) Charley Johnson at Philadelphia, Sept. 19, 1965 (20–43)

381	Kurt Warner at Carolina, Oct. 26, 2008 (35–49) Timm Rosenbach vs. N.Y. Giants, Dec. 23, 1990 (23–41)
379	Kurt Warner vs. Green Bay, Jan. 10, 2010 (29–33) (Wild Card)
377	Kurt Warner vs. Pittsburgh, Feb. 1, 2009 (31–43) (SB XLVIII)
374	Charley Johnson vs. New Orleans, Nov. 2, 1969 (20–37)
371	Charley Johnson vs. Philadelphia, Dec. 13, 1964 (28–49)
369	Kurt Warner vs. Atlanta, Dec. 23, 2007 (35–52) OT Neil Lomax at Atlanta, Nov. 29, 1987 (25–42)
367	Boomer Esiason vs. Philadelphia, Nov. 24, 1996 (24–43)
366	Kent Graham vs. St. Louis, Sept. 27, 1996 (37–58) OT
365	Charley Johnson at N.Y. Giants, Nov. 4, 1962 (26–41)
361	Kurt Warner vs. Miami, Oct. 14, 2008 (19–24) Neil Lomax vs. Washington, Sept. 21, 1984 (20–38)
359	Kurt Warner at Detroit, Nov. 13, 2005 (29–45)
358	Jeff Blake at Detroit, Sept. 7, 2003 (28–46)
356	Kurt Warner at San Diego, Jan. 1, 2007 (22–32)
354	Kurt Warner at San Francisco, Dec. 4, 2005 (29–45) Neil Lomax at Dallas, Oct. 7, 1984 (19–29)
353	Neil Lomax vs. N.Y. Giants, Nov. 13, 1988 (23–35) Jim Hart vs. Minnesota, Nov. 11, 1974 (28–42) Jim Hart vs. Pittsburgh, Nov. 10, 1968 (17–40)
351	Kurt Warner vs. N.Y. Giants, Nov. 23, 2008 (32–52)

## INDIVIDUAL SCORING RECORDS

### TOTAL POINTS

#### Career

1,380	...Jim Bakken, 1962–78 (282 FG, 534 PAT)
699	...Neil Rackers, 2003–09 (161 FG, 216 PAT)
484	...Greg Davis, 1991–96 (116 FG, 136 PAT)
464	...Larry Fitzgerald, 2004– (77 TD, 2-pt conv.)
439	...Neil O'Donoghue, 1980–85 (86 FG, 181 PAT)
414	...Roy Green, 1979–90 (69 TD)
389	...Pat Harder, 1946–50 (27 TD, 21 FG, 164 PAT) Bobby Joe Conrad, 1958–68 (42 TD, 14 FG, 95 PAT)
360	...Sonny Randle, 1959–66 (60 TD)
306	...Otis Anderson, 1979–86 (51 TD) John David Crow, 1958–64 (51 TD)

#### Season

140	...Neil Rackers, 2005 (40 FG, 20 PAT)
119	...Neil Rackers, 2008 (25 FG, 44 PAT)
117	...Neil O'Donoghue, 1984 (23 FG, 48 PAT) Jim Bakken, 1967 (27 FG, 36 PAT)
116	...Neil Rackers, 2006 (28 FG, 32 PAT)
115	...Jim Bakken, 1964 (25 FG, 40 PAT)
110	...Neil Rackers, 2007 (21 FG, 47 PAT) Pat Harder, 1948 (6 TD, 7 FG, 53 PAT)
109	...Greg Davis, 1995 (30 FG, 19 PAT)
107	...Jay Feely, 2010 (24 FG, 29 PAT, TD)
102	...John David Crow, 1962 (17 TD) Pat Harder, 1949 (8 TD, 3 FG, 45 PAT) Pat Harder, 1947 (7 TD, 7 FG, 39 PAT)

#### Game

*40	...Ernie Nevers vs. Chicago, Nov. 28, 1929 (6 TD, 4 PAT)
30	...Bob Shaw vs. Baltimore, Oct. 2, 1950 (5 TD)
27	...Paddy Driscoll vs. Rochester, Oct. 7, 1923 (4 TD, 3 PAT)
25	...Jay Feely vs. Denver, Dec. 12, 2010 (5 FG, 4 PAT, TD) Bobby Joe Conrad vs. Wash., Sept. 27, 1959 (3 TD, 7 PAT)
24	...Ronald Moore vs. L.A. Rams, Dec. 5, 1993 (4 TD) Roy Green vs. Seattle, Nov. 13, 1983 (4 TD)

\*NFL Record

### Opponent/Game

24	...Brian Westbrook at Philadelphia, Nov. 27, 2008 (4 TD)
	Shaun Alexander at Seattle, Sept. 25, 2005 (4 TD)
	Dorsey Levens at Green Bay, Jan. 2, 2000 (4 TD)
	Emmitt Smith at Dallas, Dec. 16, 1990 (4 TD)
	Ernest Gray vs. N.Y. Giants, Sept. 7, 1980 (4 TD)

### TOUCHDOWNS

#### Career

77	...Larry Fitzgerald, 2004–
69	...Roy Green, 1979–90
60	...Sonny Randle, 1959–66
51	...Otis Anderson, 1979–86 John David Crow, 1958–64
50	...Ollie Matson, 1952, *54–58
46	...Mel Gray, 1971–82
45	...Anquan Boldin, 2003–09
43	...Jackie Smith, 1963–77
42	...Stump Mitchell, 1981–90 Bobby Joe Conrad, 1958–68 Wayne Morris, 1976–83
37	...Pat Tilley, 1976–85 Charley Trippi, 1947–55

#### Season

17	...John David Crow, 1966
15	...Sonny Randle, 1960 Mal Kutner, 1948
14	...Roy Green, 1983
13	...Larry Fitzgerald, 2009

#### Game

**6	...Ernie Nevers vs. Chicago, Nov. 28, 1929
5	...Bob Shaw vs. Baltimore, Oct. 2, 1950
4	...Ronald Moore vs. L.A. Rams, Dec. 5, 1993 Roy Green vs. Seattle, Nov. 13, 1983 Wayne Morris vs. New Orleans, Oct. 23, 1977 MacArthur Lane at Philadelphia, Oct. 18, 1970 Dave Williams vs. New Orleans, Nov. 2, 1969 John David Crow vs. Philadelphia, Dec. 16, 1962 Ollie Matson vs. Washington, Nov. 21, 1954 Paddy Driscoll vs. Rochester, Oct. 7, 1923

\*\*Ties NFL record



### Opponent/Game

- 4.....Brian Westbrook at Philadelphia, Nov. 27, 2008
- Shaun Alexander at Seattle, Sept. 25, 2005
- Dorsey Levens at Green Bay, Jan. 2, 2000
- Emmitt Smith at Dallas, Dec. 16, 1990
- Earnest Gray vs. N.Y. Giants, Sept. 7, 1980

## FIELD GOALS MADE

### Career

- 282.....Jim Bakken, 1962-78
- 161.....Neil Rackers, 2003-09
- 116.....Greg Davis, 1991-96
- 86.....Neil O'Donoghue, 1980-85
- 68.....Jay Feely, 2010-
- 51.....Al Del Greco, 1987-90
- 41.....Pat Summerall, 1953-57

### Season

- \*40.....Neil Rackers, 2005 (42 att.)
- 30.....Greg Davis, 1995 (39 att.)
- 28.....Neil Rackers, 2006 (37 att.)
- 27.....Jim Bakken, 1967 (39 att.)
- 25.....Jay Feely, 2012 (28 att.)
- Neil Rackers, 2008 (28 att.)
- Jim Bakken, 1964 (38 att.)
- 24.....Jay Feely, 2010 (27 att.)
- 23.....Neil O'Donoghue, 1984 (35 att.)
- Jim Bakken, 1973 (32 att.)
- Jim Bakken, 1966 (40 att.)
- \*NFL record

### Game

- 7.....Jim Bakken at Pittsburgh, Sept. 24, 1967
- 6.....Neil Rackers vs. San Francisco, Oct. 2, 2005 (Mexico City)
- Jim Bakken at Atlanta, Dec. 9, 1973
- 5.....Jay Feely vs. Denver, Dec. 12, 2010
- Jim Bakken at Green Bay, Sept. 29, 1976
- Jim Bakken vs. Philadelphia, Dec. 13, 1964
- 4.....22 times, most recently by Jay Feely at Atlanta, Nov. 18, 2012

### Opponent/Game

- 5.....Olindo Mare vs. Seattle, Nov. 14, 2010
- Olindo Mare at Seattle, Oct. 24, 2010
- Morten Andersen at Atlanta, Oct. 1, 2006
- Ryan Longwell vs. Green Bay, Sept. 24, 2000
- Richie Cunningham vs. Dallas, Sept. 7, 1997
- Gary Anderson at Philadelphia, Dec. 22, 1996

## LONGEST FIELD GOALS

- 61.....Jay Feely vs. Buffalo, Oct. 14, 2012
- 55.....Jay Feely vs. Denver, Dec. 12, 2010
- Neil Rackers vs. Seattle, Oct. 24, 2004
- Neil Rackers vs. Seattle, Oct. 24, 2004
- Greg Davis at Detroit, Sept. 17, 1995
- Greg Davis at Seattle, Dec. 19, 1993
- 54.....Neil Rackers at Seattle, Nov. 16, 2008
- Neil Rackers at Seattle, Sept. 25, 2005
- Greg Davis at Detroit, Sept. 26, 1993
- 53.....Jay Feely at San Diego, Oct. 3, 2010
- Tim Duncan vs. San Francisco, Oct. 26, 2003
- Joe Nedney at Detroit, Nov. 1, 1998
- Greg Davis at Washington, Sept. 12, 1993
- 52.....Neil Rackers vs. Seattle, Sept. 16, 2007
- Neil Rackers at Dallas, Oct. 30, 2005
- Neil Rackers, vs. New England, Sept. 19, 2004
- Chris Jacke vs. San Diego, Dec. 27, 1998
- Greg Davis at N.Y. Giants, Oct. 6, 1991
- Greg Davis at Philadelphia, Sept. 8, 1991
- Neil O'Donoghue vs. Buffalo, Sept. 9, 1984
- Neil O'Donoghue vs. Minnesota, Oct. 30, 1983
- Neil O'Donoghue at Tampa Bay, Oct. 6, 1983
- 51.....Jay Feely vs. Detroit, Dec. 16, 2012
- Jay Feely at Minnesota, Oct. 9, 2011
- Neil Rackers, at St. Louis, Nov. 20, 2005
- Neil Rackers, at Detroit, Nov. 13, 2005
- Neil Rackers, vs. New England, Sept. 19, 2004
- Cary Blanchard vs. Dallas, Sept. 10, 2000
- Greg Davis vs. Pittsburgh, Oct. 30, 1994-OT
- Greg Davis vs. Atlanta, Oct. 20, 1991
- Al Del Greco at L.A. Rams, Oct. 2, 1988
- Steve Little at Dallas, Oct. 21, 1979
- Jim Bakken at Cleveland, Sept. 20, 1964



**Jim Bakken is the all-time leader in points scored in Cardinals history with 1,380.**

- 50.....Neil Rackers vs. Carolina, Oct. 14, 2007
- Neil Rackers at St. Louis, Oct. 7, 2007
- Neil Rackers at Minnesota, Nov. 26, 2006
- Neil Rackers vs. Seattle, Nov. 6, 2005
- Neil Rackers at Seattle, Sept. 25, 2005
- Neil Rackers vs. Seattle, Oct. 24, 2004
- Bill Gramatica at Carolina, Oct. 6, 2002
- Bill Gramatica vs. Detroit, Nov. 18, 2001
- Greg Davis at Seattle, Dec. 19, 1993
- Al Del Greco at Philadelphia, Sept. 16, 1990
- Al Del Greco vs. New England, Nov. 25, 1990
- Al Del Greco vs. Atlanta, Oct. 22, 1989
- Pat Summerall at N.Y. Giants, Oct. 17, 1954
- Paddy Driscoll vs. Columbus, Oct. 11, 1925 (drop kick)
- Paddy Driscoll vs. Milwaukee, Sept. 28, 1924 (drop kick)

### Opponent/Game

- 57.....Jeff Wilkins at St. Louis, Sept. 27, 1998
- 55.....Jay Feely vs. Atlanta, Sept. 30, 2001
- 54.....Sebastian Janikowski vs. Oakland, Sept. 26, 2010
- Jason Elam at Denver, Dec. 29, 2002
- Cary Blanchard vs. Washington, Nov. 8, 1998
- Brad Daluiso at N.Y. Giants, Nov. 28, 1993
- Tom Dempsey at Philadelphia, Dec. 12, 1971
- 53.....Stephen Gostkowski at New England, Sept. 16, 2012
- Greg Zuerlein at St. Louis, Oct. 4, 2012
- Ryan Longwell at Minnesota, Oct. 9, 2011
- David Buehler vs. Dallas, Dec. 25, 2010
- Rob Bironas vs. Tennessee, Oct. 23, 2005
- Jeff Wilkins at St. Louis, Sept. 28, 2003
- Scott Blanton at Washington, Nov. 10, 1996-OT
- Jason Elam at Denver, Nov. 5, 1995

## FIELD GOALS ATTEMPTED

### Career

- 448.....Jim Bakken, 1962-78
- 195.....Neil Rackers, 2003-09
- 167.....Greg Davis, 1991-96
- 142.....Neil O'Donoghue, 1980-85
- 101.....Pat Summerall, 1953-57

### Season

- 42.....Neil Rackers, 2005
- 40.....Jim Bakken, 1966
- 39.....Greg Davis, 1995
- 39.....Jim Bakken, 1967
- 38.....Jim Bakken, 1964

### Game

- \*9.....Jim Bakken at Pittsburgh, Sept. 24, 1967
- 7.....Jim Bakken at Atlanta, Dec. 9, 1973
- Jim Bakken at Atlanta, Dec. 11, 1966



## Opponent/Game

- 6.....David Akers at San Francisco, Nov. 20, 2011
- Olindo Mare vs. Seattle, Nov. 14, 2010
- Sebastian Janikowski vs. Oakland, Sept. 26, 2010
- Richie Cunningham vs. Dallas, Sept. 7, 1997
- Charlie Gogolak at Washington, Oct. 23, 1966
- \*NFL record**

## MOST CONSECUTIVE FIELD GOALS

- 31.....Neil Rackers (Games 1-10, 2005)
- 19.....Jay Feely (Games 11-16, 2011—Games 1-5, 2012)
- 18.....Jay Feely (Games 3-13, 2010)
- 15.....Neil Rackers (Games 5-11, 2008)
- 14.....Jay Feely (Games 8-16, 2012)
- 12.....Neil Rackers (Games 3-13, 2009)
- 11.....Bill Gramatica (Games 4-11, 2001)
- Greg Davis (Games 10-14, 1994)
- 10.....Al Del Greco (Games 4-9, 1989)
- Jim Bakken (Games 1-6, 1975)
- Jim Bakken (Game 10, 1965—Game 1, 1966)
- 9.....Neil Rackers (Games 11-16, 2008—Games 1-2, 2009)

## MOST CONSECUTIVE GAMES KICKING A FG

- 19.....Jim Bakken, 1966–67
- 13.....Neil Rackers, 2005–06
- 12.....Neil Rackers, 2004–05
- Neil O'Donoghue, 1984
- 11.....Neil Rackers, 2006–07
- 9.....Jay Feely, 2011–12
- Jim Bakken, 1963–64

## BEST FIELD GOAL PERCENTAGE

### Season (10 att.)

- .952.....Neil Rackers, 2005 (40-42)
- .941.....Neil Rackers, 2009 (16-17)
- .892.....Jay Feely, 2012 (25-28)
- Neil Rackers, 2008 (25-28)
- .888.....Jay Feely, 2010 (24-27)
- .824.....Kevin Butler, 1996 (14-17)
- .800.....Bill Gramatica, 2001 (16-20)
- .792.....Jay Feely, 2011 (19-24)
- Jim Bakken, 1975 (19-24)
- .769.....Greg Davis, 1995 (30-39)
- Greg Davis, 1994 (20-26)

## PATS SCORED

### Career

- 534.....Jim Bakken, 1962–78
- 216.....Neil Rackers, 2003–09
- 181.....Neil O'Donoghue, 1980–85
- 164.....Pat Harder, 1946–50
- 121.....Pat Summerall, 1953–57
- 136.....Greg Davis, 1991–96
- 109.....Al Del Greco, 1987–90

## Season

- 53.....Pat Harder, 1948
- 48.....Neil O'Donoghue, 1984
- 47.....Neil Rackers, 2007
- 45.....Pat Harder, 1949
- Neil O'Donoghue, 1983

## Game

- \*\*9/9...Pat Harder at N.Y. Giants, Oct. 17, 1948
- 8/8.....Pat Harder vs. Detroit, Nov. 7, 1948
- 8/9.....Pat Harder at N.Y. Bulldogs, Oct. 13, 1949
- Jim Bakken at Minnesota, Oct. 6, 1963
- \*\*Ties NFL record**

## Opponent/Game

- 7/8.....Garó Yepremian vs. Miami, Nov. 24, 1977
- 7/7.....Steven Hauschka at Seattle, Dec. 9, 2012
- Morten Andersen at Kansas City, Dec. 1, 2002
- Ryan Longwell at Green Bay, Jan. 2, 2000
- Pete Gogolak at N.Y. Giants, Dec. 7, 1969
- Tony Franklin vs. Philadelphia, Nov. 8, 1981

## Most Consecutive PATS

- 136.....Greg Davis, Sept. 1, 1991–Nov. 3, 1996 (19 in 1991, 28 in 1992, 37 in 1993, 21 in 1994, 19 in 1995, 12 in 1996)
- 124.....Jim Bakken (44 in 1963, 40 in 1964, 33 in 1965, 7 in 1966)
- 113.....Neil Rackers (33 in 2007, 44 in 2008, 36 in 2009)
- 102.....Neil Rackers (8 in 2003, 28 in 2004, 20 in 2005, 32 in 2006, 14 in 2007)
- 97.....Jim Bakken (20 in 1966, 36 in 1967, 40 in 1968, 1 in 1969)
- 87.....Jay Feely (29 in 2010, 33 in 2011, 25 in 2012)
- 81.....Pat Harder (53 in 1948, 28 in 1949)

## Most PATS (No Misses) In One Season

- 53.....Pat Harder, 1948
- 44.....Neil Rackers, 2008
- Jim Bakken, 1963

- 40.....Jim Bakken, 1964 and 1968

## Most PATs (No Misses) In One Game

- 9.....Pat Harder at N.Y. Giants, Oct. 17, 1948
- 8.....Pat Harder vs. Detroit, Nov. 7, 1948
- Jim Bakken at Minnesota, Oct. 6, 1983

## MOST CONSECUTIVE GAMES SCORING TD

- 7.....John David Crow, 1959–60
- 6.....Anquan Boldin, 2008
- 5.....13 times, most recently by Larry Fitzgerald, 2007

## MOST CONSECUTIVE GAMES SCORING

- 79.....Jim Bakken (Sept. 14, 1963–Nov. 10, 1968)
- 65.....Neil Rackers (Dec. 11, 2005–Dec. 14, 2009)
- 44.....Jay Feely (Sept. 12, 2010–Dec. 2, 2012)
- 41.....Greg Davis (Nov. 3, 1991–Sept. 11, 1994)
- 34.....Neil Rackers (Nov. 16, 2003–Nov. 27, 2005)
- Bobby Joe Conrad (Sept. 28, 1958–Nov. 27, 1960)
- 33.....Al Del Greco (Dec. 13, 1987–Dec. 16, 1989)

# INDIVIDUAL RUSHING RECORDS

## TOTAL RUSHING YARDS

### Career

- 7,999....Ottis Anderson, 1979–86
- 4,649....Stump Mitchell, 1981–89
- 3,863....Jim Otis, 1973–78
- 3,608....Johnny Roland, 1966–72
- 3,511....Charley Trippi, 1947–55
- 3,489....John David Crow, 1958–64
- 3,438....Terry Metcalf, 1973–77
- 3,373....Wayne Morris, 1976–83

### Season

- 1,605....Ottis Anderson, 1979
- 1,376....Ottis Anderson, 1981
- 1,352....Ottis Anderson, 1980
- 1,270....Ottis Anderson, 1983
- 1,222....Edgerrin James, 2007
- 1,174....Ottis Anderson, 1984
- 1,159....Edgerrin James, 2006
- 1,076....Jim Otis, 1975
- 1,071....John David Crow, 1960
- 1,070....Garrison Hearst, 1995
- 1,047....Beanie Wells, 2011
- 1,042....Adrian Murrell, 1998
- 1,018....Ronald Moore, 1993
- 1,006....Stump Mitchell, 1985

## Game

- 228.....Beanie Wells at St. Louis, Nov. 27, 2011 (27 att.)
- 214.....LeShon Johnson at New Orleans, Sept. 22, 1996 (21 att.)
- 203.....John David Crow vs. Pittsburgh, Dec. 18, 1960 (24 att.)
- 193.....Ottis Anderson vs. Dallas, Sept. 2, 1979 (21 att.)
- 182.....Wayne Morris at Minnesota, Nov. 6, 1977 (27 att.)
- 179.....Stump Mitchell vs. Philadelphia, Nov. 17, 1985 (22 att.)

## Opponent/Game

- 228.....Clinton Portis at Denver, Dec. 29, 2002 (24 att.)
- 216.....Corey Dillon at Cincinnati, Dec. 3, 2000 (35 att.)
- 213.....Charles White vs. L.A. Rams, Nov. 15, 1987 (34 att.)
- 208.....Eric Dickerson vs. L.A. Rams, Nov. 4, 1984 (21 att.)
- 206.....George Rogers vs. Washington, Dec. 21, 1985 (34 att.)
- George Rogers at New Orleans, Sept. 4, 1983 (24 att.)

## RUSHING ATTEMPTS

### Career

- 1,859....Ottis Anderson, 1979–86
- 1,011....Jim Otis, 1973–78
- 986....Stump Mitchell, 1981–89
- 962....Johnny Roland, 1966–72
- 896....Wayne Morris, 1976–83
- 794....Edgerrin James, 2006–08
- 784....John David Crow, 1958–64



**Charley Trippi's 5.1-yard rushing average is the best career average in cardinals history.**

#### Season

- 337 .....Edgerrin James, 2006
- 331 .....Ottis Anderson, 1979
- 328 .....Ottis Anderson, 1981
- 324 .....Edgerrin James, 2007
- 301 .....Ottis Anderson, 1980

#### Game

- 36 .....Edgerrin James vs. Chicago, Oct. 16, 2006 (55 yards)
- Ronald Moore vs. Philadelphia, Nov. 7, 1993 (160 yards)
- Johnny Johnson vs. N.Y. Giants, Dec. 12, 1992 (156 yards)
- Wayne Morris at Washington, Nov. 19, 1978 (123 yards)
- 35 .....Marcel Shipp vs. San Francisco, Oct. 26, 2003 (165 yards)
- George Grosvenor vs. Green Bay, Dec. 4, 1936
- 33 .....Jim Otis at Chicago, Dec. 14, 1975 (147 yards)
- 32 .....Adrian Murrell at Philadelphia, Dec. 13, 1998 (174 yards)
- 31 .....Ottis Anderson at N.Y. Giants, Nov. 30, 1980 (168 yards)
- Ottis Anderson at N.Y. Giants, Sept. 9, 1979 (109 yards)
- 30 .....Ronald Moore vs. Pittsburgh, Oct. 30, 1994 (67 yards)
- Johnny Johnson at N.Y. Giants, Oct. 21, 1990 (108 yards)
- Ottis Anderson vs. N.Y. Giants, Dec. 26, 1982 (110 yards)

#### Opponent/Game

- 38 .....Stephen Davis at Washington, Jan. 6, 2002 (148 yards)
- Curtis Martin at N.Y. Jets, Nov. 7, 1999 (131 yards)
- Eric Dickerson vs. L.A. Rams, Sept. 7, 1986 (193 yards)
- 37 .....Stephen Davis at Washington, Dec. 12, 1999 (189 yards)
- 36 .....Jerome Bettis vs. Pittsburgh, Nov. 30, 1997-OT (142 yards)
- 35 .....Corey Dillon at Cincinnati, Dec. 3, 2000 (216 yards)
- 34 .....Earnest Graham, at Tampa Bay, Nov. 4, 2007 (124 yards)
- Maurice Hicks vs. San Francisco, Dec. 12, 2004 (139 yards)
- Charles White vs. L.A. Rams, Nov. 15, 1987 (213 yards)
- George Rogers vs. Washington, Dec. 21, 1985 (206 yards)
- Delvin Williams vs. S.F., Oct. 3, 1976 (194 yards)
- John Braxton vs. Buffalo, Nov. 27, 1975 (160 yards)

## TOUCHDOWNS RUSHING

#### Career

- 46 .....Ottis Anderson, 1979-86
- 34 .....Wayne Morris, 1976-83
- John David Crow, 1958-64
- 32 .....Stump Mitchell, 1981-89
- 27 .....Johnny Roland, 1966-72
- Elmer Angsman, 1946-52
- 26 .....Ernie Nevers, 1929-31

#### Season

- 14 .....John David Crow, 1962
- 12 .....Ernie Nevers, 1929
- 11 .....MacArthur Lane, 1970
- 10 .....Beanie Wells, 2011
- Tim Hightower, 2008
- Donny Anderson, 1973
- Johnny Roland, 1967
- 9 .....Emmitt Smith, 2004
- Mario Bates, 1999
- Ronald Moore, 1993
- Stump Mitchell, 1984
- Ottis Anderson, 1981
- Ottis Anderson, 1980
- Terry Metcalf, 1975

#### Game

- \*6 .....Ernie Nevers vs. Chicago, Nov. 28, 1929
- 4 .....Ronald Moore vs. L.A. Rams, Dec. 5, 1993
- Wayne Morris vs. New Orleans, Oct. 23, 1977
- Paddy Driscoll vs. Rochester, Oct. 17, 1923
- \*NFL record

#### Opponent/Game

- 4 .....Shaun Alexander at Seattle, Sept. 25, 2005
- Dorsey Levens at Green Bay, Jan. 2, 2000
- Emmitt Smith at Dallas, Dec. 16, 1990

## RUSHING AVERAGE

#### Career

- 5.1 .....Charley Trippi, 1947-55 (687-3,511)
- 4.7 .....Stump Mitchell, 1981-89 (943-4,484)
- 4.6 .....Terry Metcalf, 1973-77 (748-3,438)
- 4.5 .....John David Crow, 1958-64 (784-3,489)
- 4.4 .....Ollie Matson, 1952 (761-3,331)

#### Season (100 Attempts)

- 5.9 .....John David Crow, 1960 (183-1,071)
- 5.5 .....Stump Mitchell, 1985 (182-1,006)
- 5.4 .....Elmer Angsman, 1949 (125-674)
- Charley Trippi, 1948 (128-690)
- 5.0 .....Terry Metcalf, 1977 (149-739)
- Ollie Matson, 1954 (101-506)
- Charley Trippi, 1949 (112-558)

#### Game (10 attempts)

- 13.0 .....Charley Trippi at Wash., Sept. 26, 1949 (10 att.-130 yards)
- 12.7 .....Bobby Joe Conrad vs. Wash., Sept. 27, 1959 (11 att.-140 yards)
- 11.9 .....Ollie Matson at Wash., Oct. 20, 1957 (13 att.-155 yards)
- 11.2 .....Charley Trippi at Chicago, Dec. 16, 1951 (13 att.-145 yards)
- 10.8 .....Stump Mitchell vs. Wash., Dec. 21, 1985 (12 att.-129 yards)

#### Opponent/Game

- 13.2 .....DeAngelo Williams vs. Carolina, Nov. 1, 2009 (12 att.-158 yards)
- 12.1 .....DeAngelo Williams vs. Carolina, Oct. 14, 2007 (10 att.-121 yards)
- 11.6 .....Marshawn Lynch at Seattle, Dec. 9, 2012 (11 att.-128 yards)
- 11.1 .....Tiki Barber at N.Y. Giants, Sept. 3, 2000 (13 att.-144 yards)
- 10.1 .....Tony Dorsett vs. Dallas, Oct. 9, 1977 (14 att.-141 yards)
- 10.0 .....Timmy Brown vs. Phila., Nov. 28, 1965 (18 att.-180 yards)

## LONGEST RUNS

- 83 .....John David Crow vs. Washington, Oct. 4, 1958 (TD)
- 82 .....Elmer Angsman vs. Detroit, Oct. 23, 1949 (TD)
- 80 .....Tim Hightower at Atlanta, Sept. 19, 2010 (TD)
- Paddy Driscoll vs. Kansas City, Oct. 18, 1925 (TD)
- 79 .....Ollie Matson vs. Pittsburgh, Nov. 25, 1956
- Ollie Matson vs. Washington, Nov. 21, 1954
- 78 .....Charles Belden vs. Frankford, Oct. 25, 1930 (TD)

#### Opponent/Longest Run

- 88 .....Shaun Alexander vs. Seattle, Nov. 6, 2005 (TD)
- 85 .....Chris Johnson at Tennessee, Nov. 29, 2009 (TD)
- 80 .....Jessie Clark vs. Green Bay, Sept. 29, 1985
- 78 .....Jerious Norwood at Atlanta, Oct. 1, 2006 (TD)
- Tiki Barber at N.Y. Giants, Sept. 3, 2000 (TD)
- Adrian Murrell vs. N.Y. Jets, Oct. 27, 1996 (TD)
- 77 .....DeAngelo Williams vs. Carolina, Nov. 1, 2009
- Tony Dorsett vs. Dallas, Oct. 9, 1977 (TD)
- 76 .....Steve Bono vs. Kansas City, Oct. 1, 1995 (TD)
- George Rogers at New Orleans, Sept. 4, 1983 (TD)

## MOST CONSECUTIVE GAMES TDS RUSHING

- 5 .....Ottis Anderson, 1983-84
- Donny Anderson, 1972-73
- MacArthur Lane, 1970
- Elmer Angsman, 1948
- 4 .....Beanie Wells, 2011
- Tim Hightower, 2009
- John David Crow, 1964
- Ollie Matson, 1957
- Pat Harder, 1946-47 and '47 (twice)

## MOST 100-YARD RUSHING GAMES

#### Career

- 34 .....Ottis Anderson, 1979-86
- 14 .....Stump Mitchell, 1981-89
- 9 .....Jim Otis, 1973-77
- 8 .....Edgerrin James, 2006-2008
- 6 .....Johnny Johnson, 1990-92
- Johnny Roland, 1966-72
- 5 .....Terry Metcalf, 1973-77
- John David Crow, 1958-64
- Charley Trippi, 1947-55

#### Season

- 9 .....Ottis Anderson, 1979
- 7 .....Ottis Anderson, 1979
- 6 .....Ottis Anderson, 1980
- 5 .....Jim Otis, 1976

## INDIVIDUAL PASSING RECORDS

### TOTAL PASSING YARDS

#### Career

34,639 .....Jim Hart, 1966-83  
 22,771 .....Neil Lomax, 1981-89  
 17,622 .....Jake Plummer, 1997-02  
 15,843 .....Kurt Warner, 2005-09  
 14,928 .....Charley Johnson, 1961-69  
 6,751 .....Paul Christman, 1945-49  
 6,578 .....Lamar McHan, 1954-58

#### Season

4,614 .....Neil Lomax, 1984  
 4,583 .....Kurt Warner, 2008  
 3,753 .....Kurt Warner, 2009  
 3,737 .....Jake Plummer, 1998  
 3,653 .....Jake Plummer, 2001  
 3,554 .....Dave Krieg, 1995  
 3,417 .....Kurt Warner, 2007  
 3,395 .....Neil Lomax, 1988  
 3,387 .....Neil Lomax, 1987  
 3,280 .....Charley Johnson, 1963  
 3,214 .....Neil Lomax, 1985  
 3,164 .....Steve Beuerlein, 1993  
 3,121 .....Jim Hart, 1978  
 3,098 .....Timmy Rosenbach, 1990

#### Game

522 .....Boomer Esiason at Wash., Nov. 10, 1996-OT (35 comp.-59 att.)  
 484 .....Kurt Warner vs. San Francisco, Nov. 25, 2007-OT (34 comp.-48 att.)  
 472 .....Kurt Warner at N.Y. Jets, Sept. 28, 2008 (40 comp.-57 att.)  
 468 .....Neil Lomax at Washington, Dec. 16, 1984 (37 comp.-46 att.)  
 465 .....Jake Plummer vs. Dallas, Nov. 15, 1998 (31 comp.-56 att.)  
 457 .....Neil Lomax at San Diego, Sept. 20, 1987 (32 comp.-61 att.)  
 431 .....Steve Beuerlein at Sea., Dec. 19, 1993-OT (34 comp.-53 att.)

#### Opponent/Game

446 .....Brett Favre at Minnesota, Nov. 7, 2010 (36 comp.-47 att.)  
 436 .....Charlie Batch vs. Detroit, Nov. 18, 2001 (36 comp.-62 att.)  
 431 .....Ryan Tannehill vs. Miami, Sept. 30, 2012 (26 comp.-41 att.)  
 429 .....Dan Marino vs. Miami, Sept. 30, 1984 (24 comp.-37 att.)  
 422 .....Cam Newton vs. Carolina, Nov. 11, 2011 (24 comp.-37 att.)  
 419 .....Sonny Jurgensen vs. Phila., Dec. 16, 1962 (15 comp.-34 att.)  
 417 .....Tim Rattay at San Francisco, Oct. 10, 2004 (38 comp.-57 att.)  
 410 .....Don Horn at Green Bay, Dec. 21, 1969 (22 comp.-31 att.)

### PASS ATTEMPTS

#### Career

5,096 .....Jim Hart, 1966-83  
 3,153 .....Neil Lomax, 1981-89  
 2,754 .....Jake Plummer, 1997-02  
 2,105 .....Kurt Warner, 2005-09  
 2,047 .....Charley Johnson, 1961-69

#### Season

598 .....Kurt Warner, 2008 (401 comp.)  
 560 .....Neil Lomax, 1984 (345 comp.)  
 547 .....Jake Plummer, 1998 (324 comp.)  
 530 .....Jake Plummer, 2002 (284 comp.)  
 525 .....Jake Plummer, 2001 (304 comp.)  
 521 .....Dave Krieg, 1995 (304 comp.)  
 513 .....Kurt Warner, 2009 (339 comp.)  
 477 .....Jim Hart, 1978 (228 comp.)  
 475 .....Jake Plummer, 2000 (270 comp.)

#### Game

61 ..... Neil Lomax at S.D., Sept. 20, 1987 (32 comp.-457 yards)  
 59 ..... Boomer Esiason at Wash., Nov. 10, 1996-OT (35 comp.-522 yards)  
 58 ..... Kent Graham vs. St. Louis Rams, Sept. 29, 1996-OT (37 comp.-366 yards)  
 57 ..... Kurt Warner at N.Y. Jets, Sept. 28, 2008 (40 comp.-472 yards)  
 Jake Plummer at Green Bay, Jan. 2, 2000 (35 comp.-396 yards)  
 56 ..... Jake Plummer vs. Dallas, Nov. 15, 1998 (31 comp.-465 yards)  
 54 ..... Neil Lomax at Dallas, Dec. 27, 1987 (28 comp.-314 yards)  
 53 ..... Steve Beuerlein at Seattle, Dec. 19, 1993-OT (34 comp.-431 yards)  
 52 ..... Ryan Lindley vs. St. Louis, Nov. 25, 2012 (31 comp.-312 yards)  
 John Skelton vs. San Francisco, Oct. 29, 2012 (32 comp.-290 yards)  
 Kurt Warner vs. Indianapolis, Sept. 27, 2009 (30 comp.-332 yards)  
 Kurt Warner vs. N.Y. Giants, Nov. 23, 2008 (32 comp.-351 yards)  
 Kurt Warner vs. Atlanta, Dec. 23, 2007-OT (35 comp.-369 yards)  
 Shaun King at Carolina, Nov. 21, 2004 (28 comp.-343 yards)  
 Kent Graham at Tampa Bay, Sept. 28, 1997 (31 comp.-339 yards)  
 Neil Lomax vs. Dallas, Nov. 11, 1984 (27 comp.-388 yards)  
 Neil Lomax vs. L.A. Rams, Nov. 4, 1984 (34 comp.-341 yards)  
 51 ..... Matt Leinart at Minnesota, Nov. 26, 2006 (31 comp.-405 yards)  
 Lamar McHan vs. L.A. Rams, Nov. 30, 1958 (28 comp.-245 yards)  
 50 ..... Four times, most recently by Kevin Kolb at St. Louis, Oct. 4, 2012 (28 comp.-289 yards)

#### Opponent/Game

63 ..... Chris Weinke at Carolina, Dec. 30, 2001 (36 comp.-223 yards)  
 62 ..... Charlie Batch vs. Detroit, Nov. 18, 2001 (36 comp.-436 yards)  
 57 ..... Tim Rattay at San Francisco, Oct. 10, 2004 (38 comp.-417 yards)  
 55 ..... Sam Bradford at St. Louis, Sept. 12, 2010 (32 comp.-253 yards)  
 Tommy Kramer vs. Minnesota, Oct. 25, 1981 (25 comp.-343 yards)

### PASS COMPLETIONS

#### Career

2,590 .....Jim Hart, 1966-83  
 1,818 .....Neil Lomax, 1981-89  
 1,540 .....Jake Plummer, 1997-02  
 1,371 .....Kurt Warner, 2005-09  
 1,030 .....Charley Johnson, 1961-69

#### Season

401 .....Kurt Warner, 2008 (598 att.)  
 345 .....Neil Lomax, 1984 (560 att.)  
 339 .....Kurt Warner, 2009 (513 att.)  
 324 .....Jake Plummer, 1998 (547 att.)  
 304 .....Jake Plummer, 2001 (525 att.)  
 Dave Krieg, 1995 (521 att.)  
 284 .....Jake Plummer, 2002 (530 att.)  
 281 .....Kurt Warner, 2007 (451 att.)

#### Game

40 ..... Kurt Warner at N.Y. Jets, Sept. 28, 2008 (57 att.-472 yards)  
 37 ..... Kent Graham vs. St. Louis, Sept. 29, 1996-OT (58 att.-366 yards)  
 Neil Lomax at Washington, Dec. 16, 1984 (46 att.-468 yards)  
 35 ..... Kurt Warner at Carolina, Oct. 26, 2008 (49 att.-381 yards)  
 Kurt Warner vs. Atlanta, Dec. 23, 2007-OT (52 att.-369 yards)  
 Jake Plummer at Green Bay, Jan. 2, 2000 (57 att.-396 yards)  
 Boomer Esiason at Wash., Nov. 10, 1996-OT (59 att.-522 yards)  
 34 ..... Kurt Warner vs. San Francisco, Nov. 25, 2007-OT (48 att.-484 yards)  
 Steve Beuerlein at Seattle, Dec. 19, 1993-OT (53 att.-431 yards)  
 Neil Lomax vs. L.A. Rams, Nov. 4, 1984 (52 att.-341 yards)  
 33 ..... Kurt Warner vs. Buffalo, Oct. 18, 2008 (41 att.-276 yards)  
 32 ..... John Skelton vs. San Francisco, Oct. 29, 2012 (52 att.-290 yards)  
 Kurt Warner at Seattle, Nov. 10, 2008 (42 att.-328 yards)  
 Kurt Warner vs. San Francisco, Nov. 10, 2008 (42 att.-328 yards)  
 Kurt Warner at Seattle, Nov. 16, 2008 (44 att.-395 yards)  
 Kurt Warner vs. N.Y. Giants (52 att.-351 yards)  
 Josh McCown vs. San Francisco (Mexico City), Oct. 2, 2005  
 Jake Plummer vs. N.O., Dec. 20, 1998 (44 att.-394 yards)  
 Neil Lomax at San Diego, Sept. 20, 1987 (61 att.-457 yards)

#### Opponent/Game

38 ..... Tim Lattay at San Francisco, Oct. 10, 2004 (57 att.-417 yards)  
 37 ..... Carson Palmer at Cincinnati, Nov. 18, 2007 (52 att.-329 yards)  
 36 ..... Brett Favre at Minnesota, Nov. 7, 2010 (47 att.-446 yards)  
 Chris Weinke at Carolina, Dec. 30, 2001 (63 att.-223 yards)  
 Charlie Batch vs. Detroit, Nov. 18, 2001 (62 att.-436 yards)  
 35 ..... Matt Schaub vs. Houston, Oct. 11, 2009 (50 att.-371 yards)  
 32 ..... Sam Bradford at St. Louis, Sept. 12, 2010 (55 att.-253 yards)  
 Jon Kitna vs. Detroit, Nov. 11, 2007 (45 att.-294 yards)  
 31 ..... Joe Flacco at Baltimore, Oct. 30, 2011 (51 att.-336 yards)  
 Joe Montana at San Francisco, Oct. 18, 1987 (39 att.-334 yards)  
 Steve Bartkowski vs. Atlanta, Nov. 9, 1980 (47 att.-378 yards)

### TOUCHDOWN PASSES

#### Career

209 .....Jim Hart, 1966-83  
 136 .....Neil Lomax, 1981-89  
 108 .....Charley Johnson, 1961-69  
 100 .....Kurt Warner, 2005-09  
 90 .....Jake Plummer, 1997-02  
 51 .....Paul Christman, 1945-49

#### Season

30 .....Kurt Warner, 2008  
 28 .....Charley Johnson, 1963  
 Neil Lomax, 1984  
 27 .....Kurt Warner, 2007  
 26 .....Kurt Warner, 2009  
 24 .....Neil Lomax, 1983  
 Neil Lomax, 1987  
 21 .....Charley Johnson, 1964

#### Game

6 ..... Charley Johnson vs. New Orleans, Nov. 2, 1969  
 Charley Johnson at Cleveland, Sept. 26, 1965  
 Jim Hardy vs. Baltimore, Oct. 2, 1950  
 5 ..... Kurt Warner at Chicago, Nov. 8, 2009  
 Charley Johnson vs. Dallas, Dec. 9, 1962  
 4 ..... Kurt Warner vs. Seattle, Dec. 28, 2008  
 Jake Plummer vs. Detroit, Nov. 18, 2001  
 \*Jake Plummer vs. Washington, Dec. 7, 1997  
 Kent Graham vs. St. Louis, Sept. 29, 1996-OT  
 Dave Krieg vs. Atlanta, Nov. 26, 1995, OT  
 Gary Hogeboom at Seattle, Sept. 17, 1989  
 Neil Lomax vs. Seattle, Nov. 13, 1983  
 Jim Hart at Dallas, Sept. 28, 1975  
 Jim Hart vs. N.Y. Giants, Oct. 28, 1973  
 Jim Hart at Philadelphia, Oct. 22, 1967  
 Charley Johnson vs. Philadelphia, Dec. 8, 1963  
 John Roach at L.A. Rams, Sept. 23, 1960  
 Lamar McHan at Washington, Nov. 9, 1958  
 Lamar McHan vs. Philadelphia, Nov. 4, 1956  
 Ray Malloff at N.Y. Giants, Oct. 17, 1948  
 Paul Christman at Detroit, Oct. 13, 1946  
 \*Cardinal rookie record



**QB Jim Hart is the franchise leader in career passing attempts, completions, yardage and touchdowns.**

#### Opponent/Game

- 6.....Brett Favre at N.Y. Jets, Sept. 28, 2008
- Bob Griese vs. Miami, Nov. 24, 1977
- Billy Kilmer vs. New Orleans, Nov. 2, 1969

#### PASSES HAD INTERCEPTED

##### Career

- 247.....Jim Hart, 1966-83
- 114.....Jake Plumer, 1997-02
- 110.....Charley Johnson, 1961-69
- 90.....Neil Lomax, 1981-88
- 77.....Lamar McHan, 1954-58

##### Season

- 30.....Jim Hart, 1967
- 27.....Wilson Schwenk, 1942
- 24.....Jake Plummer, 1999
- Charley Johnson, 1964
- Jim Hardy, 1950
- 22.....Paul Christman, 1947
- Lamar McHan, 1954

##### Game

- \*8.....Jim Hardy vs. Philadelphia, Sept. 24, 1950

##### \*NFL record

#### Opponent/Game

- 5.....Matt Ryan at Atlanta, Nov. 18, 2012
- Heath Shuler at Washington, Oct. 16, 1994
- Gary Danielson vs. Detroit, Dec. 4, 1978
- Norm Snead at Philadelphia, Oct. 2, 1966
- Eddie LeBaron at Dallas, Nov. 5, 1961

#### LOWEST INTERCEPTION RATE

##### Season

- 2.0.....Kent Graham, 1997 (250-5)
- 2.1.....Jim Hart, 1974 (388-8)
- 2.3.....Kurt Warner, 2008 (598-14)
- 2.4.....Kurt Warner, 2005 (375-9)
- 2.5.....Josh McCown, 2004 (408-10)
- Neil Lomax, 1988 (443-11)
- Neil Lomax, 1985 (471-12)

#### COMPLETION PERCENTAGE

##### Season

- 67.1..... Kurt Warner, 2008 (401-598)
- 66.1..... Kurt Warner, 2009 (339-513)
- 64.5..... Kurt Warner, 2005 (242-375)
- 62.3..... Kurt Warner, 2007 (281-451)
- 61.7..... Steve Beuerlein, 1993 (258-418)
- 61.6..... Neil Lomax, 1984 (345-560)
- 59.4..... Neil Lomax, 1987 (275-463)

##### Game

- \*92.3..... Kurt Warner at Jacksonville, Sept. 20, 2009 (24-26)
- 81.8..... Steve Beuerlein at Atlanta, Jan. 2, 1994 (27-33)
- 81.3..... John Roach vs. Washington, Nov. 6, 1960 (13-16)
- 80.4..... Neil Lomax at Washington, Dec. 16, 1984 (37-46)
- 79.2..... Kurt Warner vs. Miami, Sept. 14, 2008 (19-24)
- 78.9..... Kurt Warner at St. Louis, Nov. 22, 2009 (15-19)
- Jim Hart vs. Washington, Oct. 27, 1974 (15-19)
- 78.6..... Kurt Warner vs. Buffalo, Oct. 5, 2008 (33-42)
- 78.0..... Kurt Warner at Seattle, Oct. 18, 2009 (32-41)

##### \*NFL record

#### Opponent/Game

- 94.7..... Alex Smith vs. San Francisco, Oct. 29, 2012 (18-19)
- 86.7..... Drew Brees at New Orleans, Dec. 16, 2007 (26-30)
- 85.7..... Sonny Jurgensen at Washington, Oct. 10, 1965 (12-14)
- 83.3..... Fran Tarkenton at N.Y. Giants, Oct. 25, 1970 (15-18)
- 83.3..... Dan Fouts at San Diego, Sept. 26, 1976 (15-18)

#### LONGEST PASS PLAYS

- 98..... Jim Hart to Ahmad Rashad vs. L.A. Rams, Dec. 10, 1972
- Ogden Compton to Dick Lane at Green Bay, Nov. 13, 1955 (TD)
- Doug Russell to Gaynell Tinsley vs. Cleveland Rams, Nov. 27, 1938 (TD)
- 97..... Pat Coffee to Gaynell Tinsley vs. Chicago, Dec. 5, 1937 (TD)
- 93..... Neil Lomax to Ernie Jones vs. Phila., Dec. 10, 1988 (TD)
- 91..... M.C. Reynolds to John David Crow at Cleveland Browns, Dec. 12, 1958 (TD)

#### Opponent/Game

- 95..... Mike Wallace from Ben Roethlisberger vs. Pittsburgh, Oct. 23, 2011 (TD)
- 93..... Dick Gordon from Jack Concannon at Chicago, Nov. 19, 1967 (TD)
- 90..... Mike Quick from Ron Jaworski at Phila., Oct. 28, 1984 (TD)
- 88..... Anthony Allen from Ed Rubbert at Wash., Oct. 4, 1987 (TD)
- 87..... Lee Evans from J.P. Losman vs. Buffalo, Oct. 5, 2008 (TD)
- Tiki Barber from Kent Graham vs. N.Y. Giants, Dec. 6, 1998 (TD)
- Michael Irvin from Troy Aikman at Dallas, Sept. 20, 1992
- Ben Hawkins from Norm Snead vs. Phila., Oct. 22, 1967 (TD)
- 85..... Bert Emanuel from Jeff George at Atlanta, Dec. 24, 1994
- Gene Washington from Joe Kapp at Minn., Oct. 8, 1967 (TD)

#### MOST CONSECUTIVE PASS COMPLETIONS

##### Game

- 15..... Kurt Warner at Jacksonville, Sept. 20, 2009
- Jake Plummer vs. Washington, Nov. 8, 1998
- 14..... Kent Graham vs. St. Louis, Sept. 29, 1996-OT
- Steve Beuerlein at Atlanta, Jan. 2, 1994
- 13..... Kurt Warner: 4 at San Francisco, Sept. 7, 2008; 9 vs. Miami, Sept. 14, 2008
- Josh McCown at Atlanta, Sept. 26, 2004
- 12..... Kurt Warner at Baltimore, Sept. 23, 2007
- Kurt Warner: 2 vs. Washington, Dec. 11, 2005; 10 at Houston, Dec. 18, 2005
- Neil Lomax at Tampa Bay, Dec. 20, 1987
- Neil Lomax: 5 vs. N.Y. Giants, Oct. 25, 1987; 7 vs. Philadelphia, Nov. 2, 1987
- Jim Hart vs. Chicago, Sept. 25, 1977
- 11..... Jake Plummer vs. Atlanta, Sept. 30, 2001

#### MOST CONSECUTIVE GAMES THROWING TOUCHDOWN PASS

- 22..... Kurt Warner (Game 9 in 2007-Game 14 in 2008)
- 19..... Neil Lomax (Game 9 in 1983-Game 11 in 1984)
- 16..... Charley Johnson (Game 4 in 1964-Game 5 in 1965)
- 14..... Neil Lomax (Games 1-2, 6-15 in 1987; Games 1-2 in 1988)
- 12..... Kurt Warner (Game 16 in 2008 and 1-12 in 2009)
- Neil Lomax (Games 1-2 and 6-15 in 1987)
- 8..... Kurt Warner (Games 9-16 in 2007)
- Neil Lomax (Games 4-11 in 1988)
- Neil Lomax (Game 13 in 1984-Game 4 in 1985)
- Charley Johnson (Games 4-11 in 1963)

#### FEWEST PASSES HAD INTERCEPTED

##### Season

- 2..... John Skelton, 2010 (126 att.)
- 3..... Kevin Kolb, 2012 (183 att.)
- 4..... Paul Christman, 1948 (114 att.)
- Ray Malouf, 1941 (96 att.)
- 5..... Kent Graham, 1997 (250 att.)
- Jim Hart, 1972 (119 att.)
- 6..... Neil Lomax, 1982 (205 att.)
- Lamar McHan, 1954 (255 att.)
- Ray Malouf, 1948 (143 att.)

#### HIGHEST PASSER RATING

##### Season

- 96.9..... Kurt Warner, 2008
  - 93.2..... Kurt Warner, 2009
  - 92.5..... Neil Lomax, 1984
  - 92.0..... Neil Lomax, 1983
  - 91.2..... Ray Malouf, 1948
- ##### Game
- 158.3..... Kurt Warner vs. Miami, 9/14/08
  - 150.0..... Kurt Warner at Baltimore, 9/23/07
  - 145.3..... Neil Lomax vs. Seattle, 11/13/83
  - 145.2..... Charley Johnson at Minnesota, 10/6/63
  - 142.0..... Neil Lomax at Dallas, 10/7/84

##### Opponent/Game

- 158.3..... Dan Fouts at San Diego, 9/26/76
- Fran Tarkenton at NY Giants, 10/25/70
- Otto Graham at Cleveland, 10/10/54
- 157.1..... Alex Smith vs. San Francisco, 10/29/12
- 156.6..... Randall Cunningham vs. Philadelphia, 9/13/92
- Phil Simms at NY Giants, 10/25/87



## INDIVIDUAL RECEIVING RECORDS

### TOTAL RECEPTIONS

#### Career

- 764.....Larry Fitzgerald, 2004–
- 586.....Anquan Boldin, 2003–09
- 535.....Larry Centers, 1990–98
- 522.....Roy Green, 1979–90
- 493.....Frank Sanders, 1995–02
- 480.....Jackie Smith, 1963–77
- 469.....Pat Tilley, 1976–86
- 418.....Bobby Joe Conrad, 1958–68
- 377.....J.T. Smith, 1985–90
- 351.....Mel Gray, 1971–82

#### Season

- 103.....Larry Fitzgerald, 2005 (1,409 yards, 10 TD)
- 102.....Anquan Boldin, 2005 (1,402 yards, 7 TD)
- 101.....Anquan Boldin, 2003 (1,377 yards, 8 TD)  
Larry Centers, 1995 (962 yards, 2 TD)
- 100.....Larry Fitzgerald, 2007 (1,409 yards, 10 TD)
- 99.....Larry Centers, 1996 (766 yards, 7 TD)
- 98.....David Boston, 2001 (1,598 yards, 8 TD)
- 97.....Larry Fitzgerald, 2009 (1,092 yards, 13 TD)  
Rob Moore, 1997 (1,584 yards, 8 TD)
- 96.....Larry Fitzgerald, 2008 (1,431 yards, 12 TD)
- 91.....J.T. Smith, 1987 (1,117 yards, 8 TD)
- 90.....Larry Fitzgerald, 2010 (1,137 yards, 6 TD)
- 89.....Anquan Boldin, 2008 (1,038 yards, 11 TD)  
Frank Sanders, 1998 (1,145 yards, 3 TD)
- 84.....Anquan Boldin, 2009 (1,024 yards, 4 TD)
- 83.....Anquan Boldin, 2006 (1,203 yards, 4 TD)  
J.T. Smith, 1988 (986 yards, 7 TD)

#### Game

- 16.....Sonny Randle at N.Y. Giants, Nov. 4, 1962 (256 yards, TD)
- 14.....Anquan Boldin at Baltimore, Sept. 23, 2007 (181 yards, 2 TD)
- 13.....Larry Fitzgerald at Seattle, Oct. 18, 2009 (100 yards, TD)  
Anquan Boldin at Seattle, Nov. 16, 2008 (186 yards)  
Anquan Boldin vs. Atlanta, Dec. 23, 2007, OT (162 yards, 2 TD)  
Larry Fitzgerald at N.Y. Giants, Sept. 11, 2005 (155 yards, TD)  
Frank Sanders at Green Bay, Jan. 2, 2000 (118 yards, TD)  
Larry Centers vs. St. Louis, Sept. 29, 1996, OT (83 yards)
- 12.....Tim Hightower vs. San Francisco, Sept. 13, 2009 (121 yards)  
Anquan Boldin vs. Chicago, Oct. 16, 2006 (136 yards, TD)  
Larry Centers vs. Dallas, Dec. 25, 1995 (172 yards)  
Gary Clark at Seattle, Dec. 19, 1993, OT (152 yards, TD)  
Ottis Anderson at Wash., Dec. 16, 1984 (124 yards)
- 11.....Larry Fitzgerald at San Francisco, Jan. 2, 2011 (129 yards, TD)  
Anquan Boldin vs. N.Y. Giants, Nov. 23, 2008 (87 yards, TD)  
Larry Fitzgerald vs. St. Louis, Dec. 30, 2007 (171 yards, 2 TD)  
Larry Fitzgerald at Minnesota, Nov. 26, 2006 (172 yards)  
Anquan Boldin at San Francisco, Dec. 4, 2005 (156 yards, TD)  
Frank Sanders vs. Dallas, Nov. 15, 1998 (190 yards, TD)  
Larry Centers at Indianapolis, Sept. 1, 1996 (108 yards)  
J.T. Smith vs. San Diego, Oct. 1, 1989 (123 yards)  
J.T. Smith at Dallas, Dec. 27, 1987 (102 yards, TD)  
Ottis Anderson vs. L.A. Rams, Nov. 4, 1984 (74 yards)  
Sonny Randle at Wash., Nov. 20, 1960 (146 yards, 3 TD)
- 10.....25 times, last by Larry Fitzgerald, at Seattle, Nov. 16, 2008 (151 yards)

#### Opponent/Game

- 14.....Rod Smith vs. Denver, Sept. 23, 2001 (162 yards, 2 TD)  
Cris Carter vs. Minnesota, Oct. 2, 1994 (167 yards)
- 13.....Eric Johnson at San Francisco, Oct. 10, 2004 (162 yards, TD)
- 12.....Brian Hartline vs. Miami, Sept. 30, 2012, OT (253 yards, TD)  
Roddy White vs. Atlanta, Dec. 23, 2007, OT (141 yards)  
Torry Holt at St. Louis, Sept. 28, 2003 (133 yards)  
Cris Carter vs. Minnesota, Nov. 12, 1995, OT (157 yards)  
Emmitt Smith vs. Dallas, Nov. 22, 1992 (88 yards)  
Harold Carmichael vs. Phila., Oct. 14, 1973 (187 yards)
- 11.....Mike Williams vs. Seattle, Nov. 14, 2010 (145 yards)  
Mike Williams at Seattle, Oct. 24, 2010 (87 yards)  
Marion Barber vs. Dallas, Oct. 12, 2008 (128 yards, TD)  
Frank Gore vs. San Francisco, Nov. 25, 2007, OT (98 yards)  
Torry Holt at St. Louis, Nov. 20, 2005 (129 yards, TD)  
Fred Barnett at Phila., Nov. 6, 1994 (173 yards, 2 TD)  
Mark Bavaro vs. N.Y. Giants, Dec. 13, 1987 (137 yards, TD)  
Art Monk at Washington, Dec. 16, 1984 (136 yards)  
Doug Kotar vs. N.Y. Giants, Oct. 3, 1976 (132 yards)  
Tommy McDonald at Phila., Oct. 1, 1961 (182 yards)

### TOUCHDOWNS RECEIVING

#### Career

- 77.....Larry Fitzgerald, 2004–
- 66.....Roy Green, 1979–90
- 60.....Sonny Randle, 1959–66
- 45.....Mel Gray, 1971–82
- 44.....Anquan Boldin, 2003–09
- 40.....Jackie Smith, 1963–77
- 38.....Bobby Joe Conrad, 1958–68

#### Season

- 16.....Sonny Randle, 1960
- 14.....Roy Green, 1983; Mal Kutner, 1948
- 13.....Larry Fitzgerald, 2009
- 12.....Larry Fitzgerald, 2008; Roy Green, 1984; Sonny Randle, 1963; Bob Shaw, 1950
- 11.....Anquan Boldin, 2008

#### Game

- \*5.....Bob Shaw vs. Baltimore, Oct. 2, 1950
- 4.....J.T. Smith at Washington, Oct. 8, 1989  
Roy Green at Seattle, Sept. 17, 1989  
Roy Green vs. Seattle, Nov. 13, 1983  
Dave Williams vs. New Orleans, Nov. 2, 1969
- 3.....Many times, most recently by Anquan Boldin vs. Miami, Sept. 14, 2008  
\*Ties NFL record

#### Opponent/Game

- 4.....Earnest Gray vs. N.Y. Giants, Sept. 7, 1980

### TOTAL RECEIVING YARDAGE

#### Career

- 10,413.....Larry Fitzgerald, 2004–
- 8,497.....Roy Green, 1979–90
- 7,918.....Jackie Smith, 1963–77
- 7,520.....Anquan Boldin, 2003–09
- 7,005.....Pat Tilley, 1976–86
- 6,644.....Mel Gray, 1971–82
- 6,579.....Frank Sanders, 1995–02
- 5,828.....Bobby Joe Conrad, 1958–68

#### Season

- 1,598.....David Boston, 2001
- 1,584.....Rob Moore, 1997
- 1,555.....Roy Green, 1984
- 1,431.....Larry Fitzgerald, 2008
- 1,411.....Larry Fitzgerald, 2011
- 1,409.....Larry Fitzgerald, 2007  
Larry Fitzgerald, 2005
- 1,402.....Anquan Boldin, 2005
- 1,377.....Anquan Boldin, 2003
- 1,227.....Roy Green, 1983
- 1,205.....Jackie Smith, 1967
- 1,203.....Anquan Boldin, 2006
- 1,158.....Sonny Randle, 1962

#### Game

- 256.....Sonny Randle vs. N.Y. Giants, Nov. 4, 1962 (16 rec., TD)
- 217.....Anquan Boldin at Detroit, Sept. 7, 2003 (10 rec., 2 TD)
- 212.....Jackie Smith vs. Pittsburgh, Oct. 13, 1963 (9 rec., 2 TD)
- 198.....Sonny Randle at Cleveland, Sept. 26, 1965 (7 rec., 3 TD)
- 197.....John Gilliam vs. Pittsburgh, Oct. 5, 1969 (10 rec., 2 TD)
- 196.....Roy Green at Washington, Dec. 16, 1984 (8 rec., 2 TD)

#### Opponent/Game

- 255.....Anthony Allen at Washington, Oct. 4, 1987 (7 rec., 3 TD)
- 253.....Brian Hartline vs. Miami, Sept. 30, 2012 (12 rec. TD)
- 210.....Michael Irvin at Dallas, Sept. 20, 1992 (8 rec., 3 TD)
- 203.....Kevin Williams vs. Dallas, Dec. 25, 1995 (9 rec., 2 TD)
- 203.....James Dixon vs. Dallas, Nov. 12, 1989 (6 rec., TD)
- 199.....Tim Brown vs. Philadelphia, Dec. 16, 1962 (5 rec., 2 TD)

### MOST CONSECUTIVE GAMES CATCHING A PASS

- 133.....Larry Fitzgerald (Game 8 in 2004–)
- 121.....Mel Gray (Game 3 in 1973–Game 4 in 1982)
- 94.....Bobby Joe Conrad (Game 9 in 1961–Game 4 in 1968)
- 89.....Larry Centers (Game 7 in 1993–Game 16 in 1998)
- 74.....Roy Green (Game 2 in 1981–Game 10 in 1986)
- 65.....Rob Moore (Game 1 in 1995–Game 2 in 1999)
- 63.....Anquan Boldin (Game 7 in 2005–Game 16 in 2009)
- 60.....Frank Sanders (Game 1 in 1996–Game 12 in 1999)  
Sonny Randle (Game 2 in 1961–Game 7 in 1964)

### MOST CONSECUTIVE GAMES CATCHING TOUCHDOWN PASS

- 6.....Anquan Boldin, 2008
- 5.....Larry Fitzgerald, 2007  
Ricky Proehl, 1993  
Jackie Smith, 1967  
Bobby Joe Conrad, 1963  
Sonny Randle, 1960 and '61–62 (twice)  
Bob Shaw, 1950  
Mal Kutner, 1947
- 4.....Larry Fitzgerald, 2008–09  
David Boston, 2001  
Roy Green, 1986  
Roy Green, 1983–84



## MOST CONSECUTIVE 100-YARD GAMES

- 5.....Anquan Boldin, 2005  
4.....Rob Moore, 1997  
David Boston, 2001  
3.....Numerous times, (most recently by Larry Fitzgerald, 2005)

## MOST PASSES CAUGHT BY RUNNING BACK

- Season**  
\*101.....Larry Centers, 1995  
99.....Larry Centers, 1996  
77.....Larry Centers, 1994  
73.....Michael Pittman, 2000  
70.....Otis Anderson, 1984

## INDIVIDUAL COMBINED YARDAGE RECORDS

### RUSHING/RECEIVING/RETURNS

#### Career

- 11,988 .....Stump Mitchell, 1981-89 (4,649/1,955/5,384)  
10,861 .....Roy Green, 1979-90 (148/8,497/2,216)  
10,494 .....Otis Anderson, 1979-86 (7,999/2,495/0)  
10,468 .....Larry Fitzgerald, 2004- (55/10,413/0)  
9,040 .....Terry Metcalf, 1973-77 (3,438/1,862/3,748)  
8,509 .....Ollie Matson, 1952, '54-58 (3,331/2,150/3,028)

#### Season

- 2,462.....Terry Metcalf, 1975 (816/378/1,268)  
2,402.....Mar'Ray Jenkins, 2000 (4/219/2,187)  
2,121.....Kevin Williams, 1997 (2/203/1,920)  
2,058.....Terry Metcalf, 1974 (718/377/963)  
2,022.....Terry Metcalf, 1977 (739/403/880)

#### Game

- 324.....Steve Breaston at NY Jets, Sept. 28, 2008 (0/122/202)  
284.....Ollie Matson vs. Pittsburgh, Dec. 31, 1954 (85/74/125)  
280.....Terry Metcalf vs. Buffalo, Nov. 27, 1975 (7/52/221)  
278.....Ollie Matson vs. Pittsburgh, Oct. 26, 1952 (82/121/75)  
276.....Ollie Matson vs. Washington, Nov. 21, 1954 (163/64/49)  
Ollie Matson at Pittsburgh, Nov. 28, 1954 (115/161/0)

## INDIVIDUAL INTERCEPTIONS RECORDS

### TOTAL INTERCEPTIONS

#### Career

- 52.....Larry Wilson, 1960-72  
46.....Aeneas Williams, 1991-2000  
40.....Roger Wehrli, 1969-82  
30.....Dick Lane, 1954-59  
29.....Pat Fischer, 1961-67

#### Season

- 12.....Bob Nussbaumer, 1949  
11.....Lindon Crow, 1956  
10.....Larry Wilson, 1966

- Pat Fischer, 1964  
Jerry Norton, 1960  
Dick "Night Train" Lane, 1954  
Ray Ramsey, 1953

#### Game

- \*4.....Kwamie Lassiter vs. San Diego, Dec. 27, 1998  
Jerry Norton at Pittsburgh, Nov. 26, 1961  
Jerry Norton at Washington, Nov. 20, 1960  
Bob Nussbaumer at N.Y. Bulldogs, Nov. 13, 1949  
3.....Antrel Rolle at Cincinnati, Nov. 18, 2007  
Adrian Wilson vs. Dallas, Oct. 20, 2002  
Ronald McKinnon vs. Chicago, Oct. 11, 1998  
Ken Greene vs. Buffalo, Nov. 15, 1981  
Perry Smith at Detroit, Dec. 3, 1978  
Roger Wehrli vs. Dallas, Dec. 7, 1975  
Larry Wilson vs. Chicago, Oct. 31, 1966  
Larry Wilson vs. Cleveland, Dec. 19, 1965  
Bobby Joe Conrad at Pittsburgh, Dec. 13, 1958  
Don Paul vs. N.Y. Giants, Nov. 1, 1953  
Ray Ramsey vs. Philadelphia, Sept. 30, 1951  
Jerry Davis at L.A. Rams, Dec. 4, 1949  
Mal Kutner at Green Bay, Nov. 24, 1946

\*\*Ties NFL record

#### Opponent/Game

- 3.....Marcus Trufant at Seattle, Dec. 9, 2007  
Ronnie Heard at San Francisco, Oct. 27, 2002  
Champ Bailey vs. Washington, Oct. 17, 1999  
Mike Prior at Indianapolis, Dec. 20, 1992  
Brad Edwards at Washington, Nov. 29, 1992  
Gene Atkins vs. New Orleans, Dec. 22, 1991  
Jack Pardee at Washington, Oct. 17, 1971  
Richie Petibon vs. Washington, Sept. 19, 1971  
Curtis Gentry at Chicago, Nov. 19, 1967  
Nate Ramsey vs. Philadelphia, Nov. 28, 1965

### INTERCEPTION YARDAGE

#### Career

- 800.....Larry Wilson, 1960-72  
653.....Aeneas Williams, 1991-2000  
628.....Dick "Night Train" Lane, 1954-59  
529.....Pat Fischer, 1961-67  
508.....Adrian Wilson, 2001-12

#### Season

- 237.....Ray Ramsey, 1953  
231.....Antrel Rolle, 2007  
206.....Dick Lane, 1956

#### Game

- 127.....Antrel Rolle at Cincinnati, Nov. 18, 2007 (3 int., 2 TD)  
115.....Larry Wilson vs. Cleveland, Dec. 19, 1965 (3 int., TD)  
110.....Jerry Norton at Pittsburgh, Nov. 26, 1961 (4 int., 2 TD)  
106.....Ken Greene vs. Buffalo, Nov. 15, 1981 (3 int.)

#### Opponent/Game

- \*103.....Brad Edwards at Washington, Nov. 29, 1992 (3 int., TD)  
101.....Louis Delmas at Detroit, Dec. 20, 2009 (1 int., TD)  
99.....Gene Atkins vs. New Orleans, Dec. 22, 1991 (3 int.)

### LONGEST INTERCEPTION RETURN

- 102.....Greg Toler vs. Detroit, Dec. 16, 2012 (TD)  
99.....Dominique Rodgers-Cromartie vs. St. Louis, Dec. 7, 2008 (TD)  
Adrian Wilson at Atlanta, Oct. 1, 2006 (TD)  
96.....Larry Wilson vs. Cleveland, Dec. 19, 1965 (TD)  
92.....Leo Sanford at Pittsburgh, Sept. 26, 1955 (TD)  
91.....Larry Wilson at Philadelphia, Oct. 2, 1966 (TD)  
80.....Ralph Brown vs. Green Bay, Jan. 3, 2010  
79.....Mike Sensibaugh vs. N.Y. Giants, Oct. 31, 1977 (TD)  
78.....Kwamie Lassiter vs. Philadelphia, Dec. 16, 1979  
Carl Allen vs. Chicago, Dec. 16, 1979  
\*72.....Lorenzo Lynch vs. Seattle, Oct. 29, 1995-OT (TD)  
71.....Rod Hood vs. Cleveland, Dec. 2, 2007 (TD)

#### Opponent/Game

- 101.....Louis Delmas at Detroit, Dec. 20, 2009 (TD)  
93.....Eric Turner at Cleveland, Sept. 18, 1994 (TD)  
90.....Mel Renfro vs. Dallas, Oct. 4, 1965 (TD)

\*NFL record for OT game

### MOST CONSECUTIVE GAMES WITH INT.

- 7.....Larry Wilson, 1966  
6.....Dick Lane, 1954-55  
5.....Pat Fischer, 1963

### INTERCEPTION RETURNS FOR TOUCHDOWN

#### Career

- 6.....Aeneas Williams, 1991-2000  
5.....Larry Wilson, 1960-72  
4.....Dominique Rodgers-Cromartie, 2008-10  
Antrel Rolle, 2005-09  
3.....Robert Massey, 1991-93  
Pat Fischer, 1961-67  
Bill Blackburn, 1946-50

#### Season

- 3.....Antrel Rolle, 2007  
Robert Massey, 1992  
2.....Dominique Rodgers-Cromartie, 2010  
Rod Hood, 2007  
Karlous Dansby, 2005  
Aeneas Williams, 1997  
Aeneas Williams, 1995  
Larry Wilson, 1966  
Pat Fischer, 1964  
Jerry Norton, 1961  
Billy Stacy, 1961  
Billy Blackburn, 1948

#### Game

- \*\*2.....Antrel Rolle at Cincinnati, Nov. 18, 2007  
Robert Massey vs. Washington, Oct. 4, 1992  
Billy Stacy at Dallas, Nov. 5, 1961  
Jerry Norton at Pittsburgh, Nov. 26, 1961  
Billy Blackburn vs. Boston, Oct. 24, 1948  
\*\*Ties NFL record



## QUARTERBACK SACKS

### QUARTERBACK SACKS

#### Career

- 66.0.....Freddie Joe Nunn, DE, 1985-93
- 53.5.....Simeon Rice, DE, 1996-00
- 50.5.....Curtis Greer, DE, 1980-88
- 47.5.....Ken Harvey, LB, 1988-93
- 45.5.....Eric Swann, DT, 1991-99
- 40.0.....Bertrand Berry, DE, 2004-09
- 37.5.....Al Baker, DE, 1983-86
- 37.0.....David Galloway, DT, 1982-89
- 36.0.....Darnell Dockett, DT 2004-
- 27.5.....Calais Campbell, DE, 2008-
- 25.5.....Adrian Wilson, SS, 2001-12
- Karlos Dansby, LB, 2004-09
- 25.0.....Chike Okefor, LB 2005-09
- E.J. Junior, LB, 1981-88
- 18.0.....Mark Smith, DT, 1997-99
- 17.0.....Clyde Simmons, DE, 1994-95

#### Season

- 16.5.....Simeon Rice, DE, 1999
- 16.0.....Curtis Greer, DE, 1983
- 14.5.....Bertrand Berry, DE, 2004
- 14.0.....Curtis Greer, DE, 1984
- Freddie Joe Nunn, DE, 1988
- 13.5.....Al Baker, DE, 1983
- 12.5.....Simeon Rice, DE, 1996
- 12.0.....David Galloway, DT, 1983
- 11.0.....Freddie Joe Nunn, DE, 1987
- Clyde Simmons, DE, 1995

#### Game

- 4.5.....Curtis Greer vs. Philadelphia, Dec. 18, 1983
- 4.0.....Bertrand Berry vs. N.Y. Giants, Nov. 14, 2004
- 3.0.....Darnell Dockett at Tennessee, Nov. 29, 2009
- Bertrand Berry at Oakland, Oct. 22, 2006
- Adrian Wilson at St. Louis, Nov. 20, 2005
- Simeon Rice at Philadelphia, Nov. 19, 2000
- Ken Harvey at Washington, Sept. 12, 1993
- Ken Harvey at Dallas, Nov. 3, 1991
- Ken Harvey at Atlanta, Dec. 9, 1990
- Freddie Joe Nunn at Dallas, Oct. 30, 1988
- Curtis Greer vs. Dallas, Sept. 13, 1987
- Al Baker vs. Philadelphia, Dec. 18, 1983
- E.J. Junior at N.Y. Giants, Dec. 4, 1983
- David Galloway vs. Seattle, Nov. 13, 1983
- Curtis Greer vs. Dallas, Sept. 11, 1983

#### Opponent/Game

- 4.5.....Cameron Wake vs. Miami, Sept. 30, 2012
- 4.0.....Shaun Phillips at San Diego, Oct. 3, 2010
- 3.5.....Brian Robison at Minnesota, Oct. 21, 2012
- Reggie White vs. Philadelphia, Nov. 2, 1986
- 3.0.....31 times, last by Julius Peppers vs. Chicago, Dec. 23, 2012

### CONSECUTIVE GAMES WITH SACK

- 7.....Curtis Greer (Games 13-16, 1984-Games 1-3, 1985)
- 5.....Chike Okefor (Games 12-16, 2006)
- Curtis Greer (Games 6-10, 1984)
- Al Baker (Games 12-16, 1984)
- 4.....Darnell Dockett, (Games 8-11, 2009)
- Bertrand Berry, (Games 1-3, 6, 2008)
- Bertrand Berry, (Games 11-14, 2004)
- Simeon Rice (Games 1-5, 1996)
- Eric Swann (Games 10-13, 1995)
- Curtis Greer (Games 2-5, 1983)

### MULTIPLE-PLAYER, MULTIPLE-SACK GAMES

- 9.5.....Curtis Greer (4.5), Al Baker (3), and David Galloway (2) vs. Phila., Dec. 18, 1983
- 8.5.....Al Baker (2.5), Leonard Smith (2), Anthony Bell (2), and Freddie Joe Nunn (2) at Philadelphia, Dec. 7, 1986
- 6.5.....E.J. Junior (2.5), Al Baker (2), and Curtis Greer (2) at New England, Dec. 2, 1984
- 6.0.....Bertrand Berry (4) and Karlos Dansby (2) vs. N.Y. Giants, Nov. 14, 2004
- 5.0.....Curtis Greer (3) and Colin Scotts (2) vs. Dallas, Sept. 13, 1987
- 4.5.....Freddie Joe Nunn (2.5) and Rod Saddler (2) at Phila., Nov. 22, 1987
- 4.0.....Chike Okefor (2) and Adrian Wilson (2) vs. Philadelphia, Dec. 24, 2005
- Simeon Rice (2) and Mark Smith (2) at Washington, Nov. 22, 1998
- Clyde Simmons (2) and Eric Swann (2) vs. Minn., Nov. 12, 1995
- Curtis Greer (2) and David Galloway (2) at Philadelphia, Oct. 28, 1984
- Curtis Greer (2) and David Galloway (2) vs. S.D., Nov. 20, 1983
- Elois Grooms (2) and Curtis Greer (2) vs. S.F., Nov. 21, 1982

## INDIVIDUAL PUNTING RECORDS

### TOTAL PUNTS

#### Career

- 714.....Scott Player, 1998-2006
- 360.....Carl Birdsong, 1981-85
- 346.....Rich Camarillo, 1989-93
- 337.....Jeff Feagles, 1994-97
- 248.....Chuck Latourette, 1967-68, 70-71

#### Season

- 112.....Dave Zastudil, 2012 (46.5 avg.)
- 100.....Larry Swider, 1980 (41.5 avg.)
- 98.....Scott Player, 2004 (43.1 avg.)
- Jeff Feagles, 1994 (40.6 avg.)
- 94.....Ben Graham, 2010 (43.4 avg.)
- Scott Player, 1999 (42.0 avg.)
- 91.....Jeff Feagles, 1997 (44.3 avg.)

#### Game

- 12.....Beryl Clark vs. Detroit, Oct. 15, 1940
- 11.....Larry Swider vs. Washington, Dec. 21, 1980
- Gary Keithley at Washington, Oct. 21, 1973
- King Hill vs. Minnesota, Oct. 19, 1969
- 10.....Dave Zastudil at NY Jets, Dec. 2, 2012
- Scott Player vs. Tennessee, Oct. 23, 2005
- Scott Player at Buffalo, Oct. 31, 2004
- Scott Player at N.Y. Jets, Nov. 7, 1999
- Carl Birdsong at N.Y. Giants, Dec. 4, 1983
- Carl Birdsong vs. Washington, Jan. 2, 1983
- Jerry Norton vs. N.Y. Giants, Oct. 8, 1961
- Charley Trippi at Philadelphia, Dec. 4, 1955
- Charley Trippi vs. Philadelphia, Oct. 3, 1954
- Frank Poltfoot vs. N.Y. Giants, Nov. 5, 1951
- Jim Hardy at Chicago, Oct. 8, 1950

#### Opponent/Game

- 11.....Don Chandler vs. N.Y. Giants, Oct. 8, 1961

### TOTAL YARDS

#### Career

- 30,752...Scott Player, 1998-2006
- 15,114...Rich Camarillo, 1989-93
- 14,916...Carl Birdsong, 1981-85
- 14,503...Jeff Feagles, 1994-97
- 10,049...Chuck Latourette, 1967-71

#### Season

- 5,209...Dave Zastudil, 2012
- 4,203...Scott Player, 2004
- 4,111...Larry Swider, 1980
- 4,080...Ben Graham, 2010
- 4,045...Ben Graham, 2009
- 4,028...Jeff Feagles, 1997
- 3,997...Jeff Feagles, 1994
- 3,948...Scott Player, 1999

### AVERAGE YARDS PER PUNT

#### Career

- 45.9.....Dave Zastudil, 2011- (199-9,138)
- 44.9.....Jerry Norton, 1959-61 (183-8,219)
- 44.8.....Ben Graham, 2008-11 (205-9,176)
- 43.7.....Rich Camarillo, 1989-93 (346-15,114)
- 43.1.....Scott Player, 1998-2006 (714-30,752)
- 43.0.....Jeff Feagles, 1994-97 (337-14,503)
- 41.5.....Larry Swider, 1980 (100-4,111)

#### Season

- 47.0.....Ben Graham, 2009 (86-4,045)
- 46.5.....Dave Zastudil, 2012 (112-5,209)
- 45.6.....Jerry Norton, 1960 (39-1,778)
- 45.3.....Rich Camarillo, 1991 (76-3,445)
- 45.2.....Dave Zastudil, 2011 (87-3,929)
- 44.9.....Scott Player, 2006 (66-2,965)
- Jerry Norton, 1959 (59-2,649)
- 44.7.....Jerry Norton, 1961 (85-3,799)

## Game

- 54.7.....Ben Graham vs. San Francisco, Sept. 13, 2009 (6-328)  
 54.0.....Scott Player vs. Seattle, Sept. 14, 2003 (4-206)  
     Greg Cater at San Francisco, Oct. 18, 1987 (2-108)  
 53.3.....Dave Mann at Pittsburgh, Oct. 13, 1957 (4-213)  
 53.2.....Rich Camarillo vs. Atlanta, Oct. 20, 1991 (5-266)  
 52.8.....Jerry Norton at Philadelphia, Nov. 15, 1959 (5-264)  
 52.7.....Rich Camarillo vs. San Diego, Dec. 6, 1992 (3-158)  
**Opponent/Game**  
 58.0.....Mat McBriar vs. Dallas, Nov. 12, 2006 (2-116)  
 56.9.....Johnny Hekker at St. Louis, Oct. 4, 2012 (7-398)  
 56.0.....Donnie Jones at St. Louis, Oct. 7, 2007 (4-224)  
 57.0.....Mark Royals at New Orleans, Dec. 14, 1997 (6-342)  
 56.2.....Britton Colquitt vs. Denver, Dec. 12, 2010 (5-281)  
 55.6.....Louie Aguiar vs. Kansas City, Oct. 1, 1995 (5-278)  
 54.3.....Tom Rouen vs. Denver, Sept. 23, 2001 (4-217)

## MOST DOWNED PUNTS INSIDE THE 20

**Career** ("Punts Inside the 20" have been compiled since 1976)

- 179.....Scott Player (1998-2006)  
 100.....Jeff Feagles (1994-97)  
 81.....Carl Birdsong (1981-85)  
 80.....Ben Graham (2008-11)  
 79.....Rich Camarillo (1989-93)  
 70.....Dave Zastudil (2011-)  
 26.....Greg Cater (1986-87)

## Season

- \*46.....Dave Zastudil (2012)  
 42.....Ben Graham (2009)  
 33.....Jeff Feagles (1994)  
 32.....Scott Player (2004)  
 29.....Ben Graham (2010)  
 28.....Scott Player (2002)  
 24.....Dave Zastudil (2011)  
     Jeff Feagles (1997)  
 23.....Jeff Feagles (1996)  
     Rich Camarillo (1992, 1993)  
 \*NFL record

## LONGEST PUNT

### Cardinals

- 84.....Doug Russell vs. Chicago, Sept. 11, 1938  
 81.....Mike Miller at N.Y. Giants, Dec. 10, 1978  
 78.....Ernie Nevers vs. Green Bay, Nov. 13, 1930  
 70.....Jerry Norton at Dallas, Nov. 5, 1961

### Opponent

- 71.....Billy Lothridge at Dallas, Sept. 12, 1964  
 69.....Tom Tupa at N.Y. Jets, Nov. 7, 1999  
     Tom Blanchard vs. New Orleans, Dec. 8, 1974

## INDIVIDUAL PUNT RETURN RECORDS

### TOTAL PUNT RETURNS

#### Career

- 193.....Vai Sikahema, 1986-90  
 156.....Stump Mitchell, 1981-89  
 113.....Steve Breaston, 2007-10  
 95.....Patrick Peterson, 2011-  
 80.....Terry Metcalf, 1973-77  
 71.....Arnold Jackson, 2001-02  
     Willard Harrell, 1978-84  
 64.....Chuck Latourette, 1967-68, '70-71

#### Season

- 51.....Patrick Peterson, 2012  
 44.....Patrick Peterson, 2011  
     Vai Sikahema, 1987  
 43.....Eric Metcalf, 1998  
     Vai Sikahema, 1986  
 42.....Steve Breaston, 2007  
     Reggie Swinton, 2005  
     Karl Williams, 2004  
     Stump Mitchell, 1981  
 41.....Patrick Robinson, 1994

#### Game

- 9.....Reggie Swinton vs. Philadelphia, Dec. 24, 2005  
 8.....Stump Mitchell at Washington, Jan. 2, 1983  
 7.....Vai Sikahema vs. Pittsburgh, Oct. 9, 1988  
     Vai Sikahema vs. Dallas, Sept. 13, 1987  
     Stump Mitchell at N.Y. Giants, Dec. 4, 1983

#### Opponent/Game

- 9.....Mike Nelms vs. Washington, Dec. 21, 1980

### PUNT RETURN YARDAGE

#### Career

- 2,152.... Vai Sikahema, 1986-90  
 1,377.... Stump Mitchell, 1981-89  
 1,125.... Patrick Peterson, 2011-  
 921.... Terry Metcalf, 1973-77  
 885.... Steve Breaston, 2007-10  
 864.... Charley Trippi, 1947-55  
 854.... Willard Harrell, 1978-84

#### Season

- 699.... Patrick Peterson, 2011#  
 550.... Vai Sikahema, 1987  
 522.... Vai Sikahema, 1986  
 462.... Kevin Williams, 1997  
 461.... Arnold Jackson, 2001  
 445.... Stump Mitchell, 1981  
 # NFL rookie record

#### Game

- 145.... Vai Sikahema vs. Tampa Bay, Dec. 21, 1986  
 143.... Chuck Latourette at New Orleans, Sept. 29, 1968  
 142.... Johnny Roland at Philadelphia, Oct. 2, 1966  
 127.... Patrick Peterson vs. St. Louis, Nov. 6, 2011  
 112.... Patrick Peterson at Baltimore, Oct. 30, 2011  
 110.... Kevin Williams at Baltimore, Nov. 23, 1997  
 106.... John Cochran vs. Green Bay, Nov. 27, 1949  
**Opponent/Game**  
 152.... Devin Hester vs. Chicago, Oct. 16, 2006  
 128.... Dante Hall at Kansas City, Dec. 1, 2002  
     Eddie Kennison vs. St. Louis, Sept. 29, 1996-0T  
 118.... Derrick Shepard at Washington, Oct. 3, 1987  
 110.... Dre Bly at St. Louis, Dec. 15, 2002

### LONGEST PUNT RETURN

- 99t.....Patrick Peterson vs. St. Louis, Nov. 6, 2011  
 95t.....Frank Bernardi at Washington, Oct. 14, 1956  
 89t.....Patrick Peterson vs. Carolina, Sept. 11, 2011  
 88t.....Phil Sarboe vs. N.Y. Giants, Oct. 17, 1935  
 86t.....Chuck Latourette at New Orleans, Sept. 29, 1968  
     Johnny Roland at Philadelphia, Oct. 2, 1966  
 84t.....Ken Hall vs. Pittsburgh, Nov. 1, 1959

#### Opponent/Game

- 98t.....Dennis Morgan vs. Dallas, Oct. 13, 1974  
 90t.....Dante Hall at Kansas City, Dec. 1, 2002  
 88t.....Nick Miller at St. Louis, Nov. 27, 2011  
 83t.....Devin Hester vs. Chicago, Oct. 16, 2006  
 82t.....Bernard Berrian vs. Minnesota, Dec. 14, 2008  
 81t.....Lionel James at San Diego, Sept. 20, 1987  
 80t.....Roy Jefferson vs. Pittsburgh, Nov. 10, 1968

### AVERAGE YARDS

#### Career

- 13.7.....Charley Trippi, 1947-55 (63-864)  
 12.0.....Willard Harrell, 1978-84 (71-854)  
 11.8.....Patrick Peterson, 2011- (95-1,125)  
 11.5.....Terry Metcalf, 1973-77 (80-921)  
 11.2.... Vai Sikahema, 1986-90 (193-2,152)  
 9.4.....Mac Cody, 1999-2000 (63-595)

#### Season (15 or more returns)

- 20.93.... John "Red" Cochran, 1949 (15-314)  
 20.88.... Jerry Davis, 1948 (16-334)  
 15.89.... Patrick Peterson, 2011 (44-699)  
 13.15.... Johnny Bailey, 1992 (20-263)  
 13.08.... Terry Metcalf, 1974 (26-340)  
 12.50.... Vai Sikahema, 1987 (44-550)

#### Game

- 49.0.....Patrick Peterson vs. Carolina, Sept. 11, 2011 (2-98)  
 47.7.... Chuck Latourette at New Orleans, Sept. 29, 1968 (3-143)  
 47.3.... Johnny Roland at Philadelphia, Oct. 2, 1966 (3-142)  
 36.3.... Vai Sikahema vs. Tampa Bay, Dec. 21, 1986 (4-145)  
 35.5.... Steve Breaston vs. Minnesota, Dec. 6, 2009 (2-71)  
 33.0.... Don Paul at Philadelphia, Nov. 19, 1950 (3-99)  
 32.3.... Frank Bernardi at Washington, Oct. 14, 1956 (3-97)

#### Opponent/Game

- 82.0.... Bernard Berrian vs. Minnesota, Dec. 14, 2008 (1-82)  
 44.5.... Nick Miller at St. Louis, Nov. 27, 2011 (2-89)  
 39.3.... Derrick Shepard at Washington, Oct. 4, 1987 (3-118)  
 37.5.... Yamon Figurs at Baltimore, Sept. 23, 2007 (2-75)  
 32.0.... Eddie Kennison vs. St. Louis, Sept. 29, 1996-0T (4-128)  
 27.5.... Dre Bly at St. Louis, Dec. 15, 2002 (4-110)  
 27.3.... Danny Amendala vs. St. Louis, Dec. 5, 2010 (3-82)  
 26.3.... Danny Amendala vs. St. Louis, Dec. 27, 2009 (3-79)  
 25.7.... Eddie Drummond at Detroit, Sept. 7, 2003 (3-77)

### MOST TOUCHDOWNS

- 4.....Patrick Peterson, 2011\*  
 3.....Ollie Matson, 1954, 55 (2)  
     Vai Sikahema, 1986 (2), 87  
 2.....Phil Sarboe, 1935  
     Jerry Davis, 1948  
     Charley Trippi, 1948  
     John "Red" Cochran, 1949  
     Billy Stacy, 1959  
     Bobby Joe Conrad, 1959, 61  
     Johnny Roland, 1966, 70  
 \* Ties NFL single-season record



## INDIVIDUAL KICKOFF RETURN RECORDS

### TOTAL KICKOFF RETURNS

#### Career

- 177.....Stump Mitchell, 1981-89
- 164.....Vai Sikahema, 1986-90
- 163.....LaRod Stephens-Howling, 2009-
- 151.....MarTay Jenkins, 2000-02
- 114.....J.J. Arrington, 2005-08
- 107.....Terry Metcalf, 1973-77
- 103.....Josh Scobey, 2003-04

#### Season

- 82.....MarTay Jenkins, 2000
- 73.....Josh Scobey, 2003
- 66.....J.J. Arrington, 2006
- 63.....Reggie Swinton, 2005
- 62.....Steve Breaston, 2007

#### Game

- 9.....Steve Breaston at New England, Dec. 21, 2008
- Josh Scobey at Cleveland, Nov. 16, 2003
- 8.....J.J. Arrington at Philadelphia, Nov. 27, 2008
- J.J. Arrington vs. N.Y. Giants, Nov. 23, 2008
- J.J. Arrington at Atlanta, Oct. 1, 2006
- MarTay Jenkins at Jacksonville, Dec. 10, 2000
- 7.....21 times, last by LaRod Stephens-Howling, 2010

#### Opponent/Game

- 8.....Gary Ellerson vs. Green Bay, Sept. 29, 1985
- 7.....Eric Decker vs. Denver, Dec. 12, 2010
- Larry Foster vs. Detroit, Nov. 18, 2001
- Jimmy Edwards vs. Minnesota, Nov. 4, 1979

### KICKOFF RETURN YARDAGE

#### Career

- 4,067.....LaRod Stephens-Howling, 2009-
- 4,007.....Stump Mitchell, 1981-89
- 3,865.....MarTay Jenkins, 2000-02
- 3,501.....Vai Sikahema, 1986-90
- 2,804.....Terry Metcalf, 1973-77
- 2,694.....J.J. Arrington, 2005-08
- 2,453.....Ollie Matson, 1952, '54-58

#### Season

- \*2,186... MarTay Jenkins, 2000
- 1,684... Josh Scobey, 2003
- 1,548... LaRod Stephens-Howling, 2010
- 1,503... J.J. Arrington, 2006
- 1,458... Kevin Williams, 1997
- 1,456... Reggie Swinton, 2005

#### Game

- 252.....Josh Scobey at St. Louis, Sept. 28, 2003
- 232.....J.J. Arrington vs. N.Y. Giants, Nov. 23, 2008
- 220.....J.J. Arrington at Minnesota, Nov. 26, 2006
- 207.....Kevin Williams vs. Atlanta, Dec. 21, 1997
- 203.....George Hoey vs. Philadelphia, Nov. 21, 1971
- 199.....Reggie Swinton at St. Louis, Nov. 20, 2005

#### Opponent/Game

- 253.... Derrick Witherspoon vs. Philadelphia, Nov. 24, 1996
- 225.... Herb Mul-Key vs. Washington, Sept. 23, 1973
- \***NFL record**

### LONGEST KICKOFF RETURN

- 106t....Roy Green at Dallas, Oct. 21, 1979
- 105t....Frank Seno at N.Y. Giants, Oct. 20, 1946
- 105t....Ollie Matson at Washington, Oct. 14, 1956
- 103t....George Hoey vs. Philadelphia, Nov. 21, 1971
- 102t....LaRod Stephens-Howling vs. Oakland, Sept. 26, 2010
- Doug Russell vs. Cincinnati, Sept. 23, 1934
- 101t....Ollie Matson vs. Pittsburgh, Nov. 23, 1958
- 100t....Josh Scobey at St. Louis, Sept. 28, 2003
- John Gilliam at Green Bay, Dec. 21, 1969
- Ollie Matson vs. Chicago, Oct. 5, 1952

#### Opponent/Game

- 104t....Allen Rossum vs. San Francisco, Nov. 10, 2008
- 100t....Dennis Pearson vs. Atlanta, Dec. 17, 1978
- 99t....Jon Vaughn vs. New England, Sept. 29, 1991

### AVERAGE YARDS

#### Career

- 28.5.....Ollie Matson, 1952, '54-58
- 26.2.....Terry Metcalf, 1973-77
- 25.6.....MarTay Jenkins, 2000-02
- 25.0.....LaRod Stephens-Howling, 2009-
- 23.6.....J.J. Arrington, 2005-08
- 23.3.....Josh Scobey, 2003-04
- 23.1.....Roy Green, 1979-90

#### Season (15 or more attempts)

- 35.5.....Ollie Matson, 1958 (14-497)
- 31.2.....Terry Metcalf, 1974 (20-623)
- Ollie Matson, 1952 (20-623)
- 29.2.....Jerry Davis, 1948 (15-437)
- 28.3.....Don Paul, 1951 (15-424)

#### Game (3 or more attempts)

- 48.3.....John Gilliam at Green Bay, Dec. 21, 1969 (3-145)
- 47.0.....Terry Metcalf at Houston, Oct. 20, 1974 (3-141)
- 46.3.....Les Goble vs. N.Y. Giants, Sept. 26, 1954 (4-185)
- 43.3.....MarTay Jenkins at Minnesota, Nov. 12, 2000 (4-173)
- 43.0.....Chuck Latourette at Phila., Nov. 3, 1968 (3-129)

#### Opponent/Game

- 60.0.... Domenik Hixon vs. N.Y. Giants, Nov. 23, 2008 (3-180)
- 59.0.... Timmy Brown at Philadelphia, Sept. 22, 1963 (3-177)

### MOST TOUCHDOWNS

#### Career

- 6.....Ollie Matson, 1952 (2), '54, '56, '58 (2)
- 3.....LaRod Stephens-Howling, 2009-
- 2.....J.J. Arrington, 2005-08
- MarTay Jenkins, 2000, '02
- Les Goble, 1954 (2)
- Terry Metcalf, 1974-75

#### Season

- 2.....LaRod Stephens-Howling, 2010
- Ollie Matson, 1952 and '58 (twice)
- Les Goble, 1954

### COMBINED KICK RETURN YARDAGE

#### Season

- 2,187.... MarTay Jenkins, 2000 (2,186 kickoff-1 punt)
- 1,920.... Kevin Williams, 1997 (1,458 kickoff-462 punt)
- 1,792.... Reggie Swinton, 2005 (1,456 kickoff-336 punt)
- 1,786.... Steve Breaston, 2007 (1,391 kickoff-395 punt)
- 1,737.... Stump Mitchell, 1981 (1,292 kickoff-445 punt)



**LaRod Stephens-Howling became the franchise career leader in kickoff return yards (4,067) during the 2012 season.**

## INDIVIDUAL FUMBLE RECORDS

### TOTAL FUMBLES

#### Season

- 16.....Dave Krieg, 1995
- 15.....Terry Metcalf, 1976  
Sam Etcheverry, 1961  
Paul Christman, 1946
- 14.....Terry Metcalf, 1974  
John David Crow, 1962  
Ottis Anderson, 1981

#### Game

- 6.....Sam Etcheverry at N.Y. Giants, Sept. 17, 1961
- 5.....Paul Christman at Green Bay, Oct. 10, 1946

### OPPONENT FUMBLES RECOVERED

#### Career

- 19.....Mark Arneson, 1972-80  
Roger Wehrli, 1969-82
- 16.....Bill Koman, 1959-67
- 14.....Chuck Walker, 1964-72
- 13.....Darnell Dockett, 2004-
- 12.....Aeneas Williams, 1991-2000  
Larry Wilson, 1960-72  
Larry Stallings, 1963-75  
Leo Sugar, 1954-60

#### Season

- 5.....Michael Bankston, 1993  
Chuck Walker, 1969  
Tom Wham, 1950
- 4.....Kerry Rhodes, 2010  
Larry Stallings, 1972  
Lee Nelson, 1983  
Curtis Greer, 1981  
Tom Wham, 1949

#### Game

- 3.....Corwin Clatt at Detroit, Nov. 6, 1949
- 2.....Many times, most recently by Kerry Rhodes at Cincinnati, Dec. 24, 2011

### OWN FUMBLES RECOVERED

#### Season

- 8.....Paul Christman, 1945
- 7.....Dave Krieg, 1995  
Terry Metcalf, 1974  
John Roach, 1960

#### Game

- 4.....Sam Etcheverry at N.Y. Giants, Sept. 17, 1961

### MOST FUMBLES RETURNED FOR TOUCHDOWN

#### Career

- 3.....Leo Sugar, 1954, '57 (2)
- 2.....Kerry Rhodes, 2010 (2)  
Darnell Dockett, 2008, '10  
Adrian Wilson, 2004, '06  
Aeneas Williams, 1993, '00  
Rod Saddler, 1989, '91  
Larry Stallings, 1965, '69  
Larry Wilson, 1963, '69  
Don Brumm, 1965, '68

#### Season

- \*\*2.....Kerry Rhodes, 2010  
Leo Sugar, 1957
- \*\*Ties NFL record

### LONGEST FUMBLE RETURN

- \*104.....Aeneas Williams vs. Washington, Nov. 5, 2000 (TD)
- 99.....Adrian Wilson at Minnesota, Nov. 26, 2006 (TD)
- 93.....James Sanders vs. Philadelphia, Sept. 23, 2012 (TD)
- 88.....Larry Wilson at Green Bay, Dec. 21, 1969 (TD)
- 85.....Eric Hill at L.A. Rams, Sept. 1, 1991 (TD)
- 83.....Vince Banonis vs. N.Y. Giants, Nov. 30, 1947 (TD)

\*Equals NFL record

## INDIVIDUAL LONGEVITY RECORDS

### Service

#### Most Seasons

- 18.....Jim Hart, 1966-83
- 17.....Jim Bakken, 1962-78
- 15.....Jackie Smith, 1963-77
- 14.....Roger Wehrli, 1969-82  
Larry Stallings, 1963-76  
Ernie McMillan, 1961-74
- 13.....Larry Wilson, 1960-72  
Luis Sharpe, 1982-94
- 12.....Adrian Wilson, 2001-12  
Roy Green, 1979-90  
Ken Gray, 1958-69  
Dan Dierdorf, 1971-78, '80-83  
Mel Gray, 1971-82

#### Most Consecutive Games Played

- 234.....Jim Bakken, 1962-78
- 162.....Ernie McMillan, 1961-73
- 160.....Aeneas Williams, 1991-2000
- 148.....Bobby Joe Conrad, 1958-68
- 134.....Tom Brahaney, 1973-80
- 121.....Jackie Smith, 1963-71

#### Most Games Played

- 234.....Jim Bakken, 1962-78
- 199.....Jim Hart, 1966-83
- 198.....Jackie Smith, 1963-77
- 193.....Roger Wehrli, 1969-82
- 189.....Luis Sharpe, 1982-94
- 181.....Adrian Wilson, 2001-12
- 180.....Larry Stallings, 1963-76
- 178.....Ernie McMillan, 1961-74
- 169.....Roy Green, 1979-90  
Larry Wilson, 1960-72
- 160.....Aeneas Williams, 1991-2000  
Dan Dierdorf, 1971-83

#### Most Seasons, Head Coach

- 6.....Ken Whisenhunt, 2007-12  
Jim Hanifan, 1980-85  
Jim Conzelman, 1940-42, '46-48
- 5.....Don Coryell, 1973-77  
Charley Winner, 1966-70
- 4.....Vince Tobin, 1996-2000  
Joe Bugel, 1990-93  
Wally Lemm, 1962-65  
Frank "Pop" Ivy, 1958-61  
Milan Creighton, 1935-38





## BIGGEST COMEBACKS — FRANCHISE HISTORY

### 25 POINTS

11/8/87 vs. Tampa Bay

Final Score 31-28

Down 28-3 entering the 4th Quarter; cut lead to 28-10 early in the 4th Quarter

QTR	TEAM	BOX SCORE	TAM	STL
1st	TAM	Mark Carrier 5-yard pass from Steve DeBerg (Donald Igwebuikie kick)	7	0
2nd	TAM	Gerald Carter 3-yard pass from Steve DeBerg (Donald Igwebuikie kick)	14	0
	STL	Jim Gallery 31-yard field goal	14	3
3rd	TAM	Jeff Smith 34-yard pass from Steve DeBerg (Donald Igwebuikie kick)	21	3
	TAM	Jeff Smith 3-yard rush (Donald Igwebuikie kick)	28	3
4th	STL	Robert Awalt 4-yard pass from Neil Lomax (Jim Gallery kick)	28	10
	STL	Niko Noga 24-yard fumble return (Jim Gallery kick)	28	17
	STL	J.T. Smith 11-yard pass from Neil Lomax (Jim Gallery kick)	28	24
	STL	J.T. Smith 17-yard pass from Neil Lomax (Jim Gallery kick)	28	31

### 23 POINTS

11/6/88 vs. San Francisco

Final Score 24-23

Down 23-0 in the 3rd Quarter; cut lead to 23-7 by the end of the 3rd Quarter and 23-10 early in the 4th Quarter

QTR	TEAM	BOX SCORE	SF	PHO
1st	SF	Mike Cofer 42-yard field goal	3	0
2nd	SF	Roger Craig 3-yard rush (Mike Cofer kick)	10	0
	SF	Mike Cofer 27-yard field goal	13	0
	SF	Mike Cofer 30-yard field goal	16	0
3rd	SF	Brent Jones 3-yard pass from Steve Young (Mike Cofer kick)	23	0
	PHO	Roy Green 35-yard pass from Neil Lomax (Al Del Greco kick)	23	7
4th	PHO	Al Del Greco 24-yard field goal	23	10
	PHO	Ernie Jones 5-yard pass from Neil Lomax (Al Del Greco kick)	23	17
	PHO	Roy Green 9-yard pass from Neil Lomax (Al Del Greco kick)	23	24

### 21 POINTS

9/12/99 at Philadelphia

Final Score 25-24

Down 21-0 after 1st Quarter; Philly took 24-6 lead into 3rd Quarter; cut lead to 24-12 in 3rd Quarter

QTR	TEAM	BOX SCORE	ARI	PHI
1st	PHI	Duce Staley 24-yard rush (Norm Johnson kick)	0	7
	PHI	Duce Staley 3-yard pass from Doug Pederson (Norm Johnson kick)	0	14
	PHI	Luther Broughton 15-yard pass from Doug Pederson (Norm Johnson kick)	0	21
2nd	ARI	Chris Jacke 31-yard field goal	3	21
	ARI	Chris Jacke 25-yard field goal	6	21
	PHI	Norm Johnson 25-yard field goal	6	24
3rd	ARI	Mario Bates 1-yard rush (pass failed)	12	24
4th	ARI	Chris Jacke 32-yard field goal	15	24
	ARI	Rob Moore 20-yard pass from Jake Plummer (Chris Jacke kick)	22	24
	ARI	Chris Jacke 31-yard field goal	25	24

### 21 POINTS

12/4/49 at L.A. Rams

Final Score 31-27

Down 24-3 in the 3rd Quarter; cut lead to 24-10 in 3rd Quarter and 24-17 early in the 4th Quarter

QTR	TEAM	BOX SCORE	CRD	RAM
1st	RAM	Bob Shaw 71-yard pass from Bob Waterfield (Bob Waterfield kick)	0	7
	RAM	Bob Waterfield 43-yard field goal	0	10
	CRD	Pat Harder 13-yard field goal	3	10
2nd	RAM	Bob Waterfield 1-yard rush (Bob Waterfield kick)	3	17
3rd	RAM	Vitamin Smith 51-yard punt return (Bob Waterfield kick)	3	24
	CRD	Charlie Trippi 6-yard rush (Pat Harder kick)	10	24
4th	CRD	Bill Blackburn 12-yard interception return (Pat Harder kick)	17	24
	RAM	Bob Waterfield 16-yard field goal	17	27
	CRD	Babe Dimancheff 50-yard pass from Paul Christman (Pat Harder kick)	24	27
	CRD	Billy Dewell 24-yard pass from Paul Christman (Pat Harder kick)	31	27

## 18 POINTS

10/4/92 vs. Washington

Final Score 27-24

Down 24-6 in the 4th Quarter

QTR	TEAM	BOX SCORE	WAS	PHO
1st.....	WAS .....	Ricky Sanders 19-yard pass from Mark Rypien (Chip Lohmiller kick) .....	7 .....	0
	WAS .....	Earnest Byner 9-yard rush (Chip Lohmiller kick) .....	14 .....	0
2nd.....	WAS .....	Chip Lohmiller 33-yard field goal .....	17 .....	0
3rd .....	PHO .....	Ivory Lee Brown 1-yard rush (kick failed) .....	17 .....	6
	WAS .....	Earnest Byner 3-yard rush (Chip Lohmiller kick) .....	24 .....	6
4th .....	PHO .....	Robert Massey 31-yard interception return (Greg Davis kick) .....	24 .....	13
	PHO .....	Robert Massey 41-yard interception return (Greg Davis kick) .....	24 .....	20
	PHO .....	Larry Centers 9-yard pass from Chris Chandler (Greg Davis kick) .....	24 .....	27

## 17 POINTS

12/11/83 at L.A. Raiders

Final Score 34-24

Down 17-0 in the 2nd Quarter; Raiders had 24-7 lead in 2nd Quarter but Cardinals cut lead to 24-20 at halftime

QTR	TEAM	BOX SCORE	STL	RAI
1st.....	RAI .....	Kenny King 34-yard pass from Jim Plunkett (Chris Bahr kick) .....	0 .....	7
	RAI .....	Chris Bahr 22-yard field goal .....	0 .....	10
	RAI .....	Cliff Branch 5-yard pass from Jim Plunkett (Chris Bahr kick) .....	0 .....	17
2nd.....	STL .....	Ottis Anderson 1-yard rush (Neil O'Donoghue kick) .....	7 .....	17
	RAI .....	Marcus Allen 20-yard pass from Jim Plunkett (Chris Bahr kick) .....	7 .....	24
	STL .....	Doug Marsh 1-yard pass from Neil Lomax (kick failed) .....	13 .....	24
	STL .....	Elois Grooms 40-yard fumble return (Neil O'Donoghue kick) .....	20 .....	24
3rd .....	STL .....	Wayne Morris 3-yard rush (Neil O'Donoghue kick) .....	27 .....	24
4th .....	STL .....	Pat Tilley 15-yard pass from Neil Lomax (Neil O'Donoghue kick) .....	34 .....	24

## 17 POINTS

9/29/68 at New Orleans

Final Score 21-20

Down 17-0 heading into the 4th Quarter

QTR	TEAM	BOX SCORE	STL	NOR
1st.....	NOR .....	Charlie Durkee 21-yard field goal .....	0 .....	3
2nd.....	NOR .....	Danny Abramowicz 29-yard pass from Billy Kilmer (Charlie Durkee kick) .....	0 .....	10
3rd .....	NOR .....	Danny Abramowicz 10-yard pass from Billy Kilmer (Charlie Durkee kick) .....	0 .....	17
4th .....	STL .....	Chuck Latourette 86-yard punt return (Jim Bakken kick) .....	7 .....	17
	STL .....	Dave L. Williams 9-yard pass from Charley Johnson (Jim Bakken kick) .....	14 .....	17
	NOR .....	Charlie Durkee 36-yard field goal .....	14 .....	20
	STL .....	Willis Crenshaw 1-yard rush (Jim Bakken kick) .....	21 .....	20

## 17 POINTS

10/13/63 vs. Pittsburgh

Final Score 24-23

Down 20-3 in the 3rd Quarter; cut lead to 23-10 by end of the 3rd Quarter and 23-17 early in the 4th quarter

QTR	TEAM	BOX SCORE	PIT	STL
1st.....	STL .....	Jim Bakken 44-yard field goal .....	0 .....	3
	PIT .....	Lou Michaels 45-yard field goal .....	3 .....	3
	2nd.....	PIT .....	Red Mack 83-yard pass from Ed Brown (Lou Michaels kick) .....	10 .....
3rd .....	PIT .....	Lou Michaels 47-yard field goal .....	13 .....	3
	PIT .....	Ed Brown 1-yard rush (Lou Michaels kick) .....	20 .....	3
	STL .....	Jackie Smith 10-yard pass from John David Crow (Jim Bakken kick) .....	20 .....	10
4th .....	PIT .....	Lou Michaels 46-yard field goal .....	23 .....	10
	STL .....	Jackie Smith 55-yard pass from Charley Johnson (Jim Bakken kick) .....	23 .....	17
	STL .....	Bobby Joe Conrad 28-yard pass from Charley Johnson (Jim Bakken kick) .....	23 .....	24



## 17 POINTS

10/1/61 at Philadelphia

Final Score 30-27

Down 17-0 in the 2nd Quarter

QTR	TEAM	BOX SCORE	STL	PHI
1st	PHI	Billy Ray Barnes 3-yard pass from Sonny Jurgensen (Bobby Walston kick)	0	7
	PHI	Dick Lucas 3-yard pass from Sonny Jurgensen (Bobby Walston kick)	0	14
2nd	PHI	Bobby Walston 19-yard field goal	0	17
	STL	Prentice Gautt 12-yard pass from Sam Etcheverry (Gerry Perry kick)	7	17
	STL	Sonny Randle 35-yard pass from Sam Etcheverry (Gerry Perry kick)	14	17
	PHI	Bobby Walston 16-yard field goal	14	20
3rd	PHI	Billy Ray Barnes 2-yard pass from Sonny Jurgensen (Bobby Walston kick)	14	27
	STL	Taz Anderson 1-yard rush (kick failed)	20	27
4th	STL	Prentice Gautt 54-yard rush (Gerry Perry kick)	27	27
	STL	Gerry Perry 27-yard field goal	30	27

## 16 POINTS

11/20/77 vs. Philadelphia

Final Score 21-16

Down 16-0 in the 3rd Quarter

QTR	TEAM	BOX SCORE	PHI	STL
2nd	PHI	Harold Carmichael 13-yard pass from Ron Jaworski (kick failed)	6	0
	PHI	Ove Johansson 32-yard field goal	9	0
3rd	PHI	Charlie A. Smith 15-yard pass from Ron Jaworski (Ove Johansson kick)	16	0
	STL	Jim Otis 25-yard rush (Jim Bakken kick)	16	7
	STL	Mel Gray 69-yard pass from Jim Hart (Jim Bakken kick)	16	14
4th	STL	Jim Otis 1-yard rush (Jim Bakken kick)	16	21

## 16 POINTS

11/9/75 at Philadelphia

Finals Score 24-23

Down 23-7 in the 3rd Quarter

QTR	TEAM	BOX SCORE	STL	PHI
1st	PHI	Charle Young 13-yard pass from Roman Gabriel (Horst Muhlmann kick)	0	7
	PHI	Horst Muhlmann 37-yard field goal	0	10
	STL	Jim Otis 3-yard pass from Jim Hart (Jim Bakken kick)	7	10
2nd	PHI	Po James 47-yard pass from Roman Gabriel (Horst Muhlmann kick)	7	17
	PHI	Horst Muhlmann 27-yard field goal	7	20
3rd	PHI	Horst Muhlmann 25-yard field goal	7	23
	STL	Terry Metcalf 1-yard rush (Jim Bakken kick)	14	23
4th	STL	Jim Hart 5-yard rush (Jim Bakken kick)	21	23
	STL	Jim Bakken 30-yard field goal	24	23

## 15 POINTS

9/7/97 vs. Dallas

Final Score 25-22 (OT)

Down 22-7 in the 3rd Quarter

QTR	TEAM	BOX SCORE	DAL	ARI
1st	DAL	Richie Cunningham 24-yard field goal	3	0
	DAL	Richie Cunningham 47-yard field goal	6	0
2nd	ARI	Leeland McElroy 10-yard rush (Kevin Butler kick)	6	7
	DAL	Richie Cunningham 37-yard field goal	9	7
	DAL	Chad Hennings 4-yard fumble return (Richie Cunningham kick)	16	7
	DAL	Richie Cunningham 34-yard field goal	19	7
3rd	DAL	Richie Cunningham 28-yard field goal	22	7
	ARI	Frank Sanders 7-yard pass from Kent Graham (Kevin Butler kick)	22	14
4th	ARI	Pat Carter 1-yard pass from Kent Graham (Rob Moore pass from Kent Graham)	22	22
OT	ARI	Kevin Butler 20-yard field goal	22	25

# TEAM SCORING RECORDS

## MOST POINTS SCORED

<b>Season</b>	
427.....	2008
423.....	1984
404.....	2007
395.....	1948
379.....	1983
375.....	2009
362.....	1987
358.....	1949

<b>Opponent/Season</b>	
452.....	2003
443.....	2000
434.....	2010
428.....	1983
426.....	2008
422.....	1995
417.....	2002
414.....	1985

<b>Game</b>	
65.....	At N.Y. Bulldogs, Nov. 13, 1949
63.....	At N.Y. Giants, Oct. 17, 1948
60.....	Vs. Rochester, Oct. 7, 1923

<b>Opponent/Game</b>	
58.....	At Seattle, Dec. 9, 2012
56.....	At N.Y. Jets, Sept. 28, 2008
	Vs. Philadelphia, Oct. 25, 1953
55.....	Vs. Miami, Nov. 24, 1977
	At Green Bay, Nov. 1, 1924

## MOST POINTS BOTH TEAMS

<b>Game</b>	
98.....	Cardinals 63 at N.Y. Giants 35, Oct. 17, 1948
93.....	Cardinals 42 vs. New Orleans 51, Nov. 2, 1969
91.....	Cardinals 35 at N.Y. Jets 56, Sept. 28, 2008
87.....	Cardinals 45 at Washington 42, Nov. 22, 1998
85.....	Cardinals 65 at N.Y. Bulldogs 20, Nov. 13, 1949

## FEWEST POINTS SCORED

<b>Season</b>	
74.....	1936
84.....	1939
95.....	1943

<b>Opponent/Season</b>	
170.....	1982
182.....	1956
198.....	1946

## MOST TDS SCORED

<b>Season</b>	
53.....	1948
51.....	2008, 1984
50.....	2002
49.....	2007
48.....	1949
47.....	1983

<b>Opponent/Season</b>	
56.....	1983
55.....	2003
53.....	1995
52.....	2008, 2000
51.....	1988
50.....	2002, 1990, 1981

<b>Game</b>	
9.....	At N.Y. Bulldogs, Nov. 13, 1949
	At N.Y. Giants, Oct. 17, 1948
	Vs. Rochester, Oct. 7, 1923
8.....	Vs. Detroit, Nov. 7, 1948
	At Minnesota, Oct. 6, 1963

<b>Opponent/Game</b>	
8.....	Vs. Miami, Nov. 24, 1977
	Vs. Philadelphia, Oct. 25, 1953
	At Green Bay, Nov. 1, 1942

<b>Both Teams/Game</b>	
14.....	Cardinals 9 at N.Y. Giants 5, Oct. 17, 1948
13.....	Cardinals 6 vs. N.O. 7, Nov. 2, 1969
12.....	Cardinals 5 at N.Y. Jets 7, Sept. 28, 2008
	Cardinals 9 at N.Y. Bulldogs 3, Nov. 13, 1949

## FEWEST TDS SCORED

<b>Season</b>	
16.....	1982
19.....	1991
22.....	1972
24.....	2000, 1994, 1971

<b>Opponent/Season</b>	
21.....	1982
23.....	1956
27.....	1993, 1982, 1974, 1970

## MOST TDS RUSHING

<b>Season</b>	
25.....	1948
22.....	1968, 1949
21.....	1984, 1947

<b>Opponent/Season</b>	
29.....	2000
27.....	1991
26.....	1958
24.....	1953

<b>Game</b>	
6.....	Vs. Chicago Bears, Nov. 28, 1929

<b>Opponent/Game</b>	
5.....	At Dallas, Dec. 16, 1990
4.....	13 times, most recently at Seattle, Dec. 9, 2012

## MOST TDS PASSING

<b>Season</b>	
32.....	2007
31.....	2008
30.....	1963
29.....	1983
28.....	1984
27.....	2009
26.....	1988
25.....	1987

<b>Opponent/Season</b>	
38.....	1969
34.....	1985
33.....	1995

<b>Game</b>	
6.....	At N.Y. Bulldogs, Nov. 13, 1949
	Vs. Baltimore, Oct. 2, 1950
	At Cleveland, Sept. 26, 1965
	Vs. New Orleans, Nov. 2, 1969
5.....	Four times, most recently at Chicago, Nov. 8, 2009

<b>Opponent/Game</b>	
6.....	At N.Y. Jets, Sept. 28, 2008
	Vs. Miami, Nov. 24, 1977
	Vs. New Orleans, Nov. 2, 1969

<b>Both Teams/Game</b>	
*12.....	Cardinals 6 vs. New Orleans 6, Nov. 2, 1969
10.....	Cardinals 4 at Chicago Bears 6, Dec. 5, 1937

9.....	Three times, most recently Cardinals 4 at Washington 5, Nov. 9, 1958
	<b>*NFL record</b>

## MOST TDS BY INTERCEPTION

<b>Season</b>	
6.....	2007
5.....	1961, 1964
4.....	1995
3.....	2010, 2005, 2001, 1999, 1997, 1992, 1966, 1955, 1949

<b>Opponent/Season</b>	
5.....	2012, 1983, 1967

<b>Game</b>	
2...	Many times, most recently vs. Detroit, Dec. 16, 2012

<b>Opponent/Game</b>	
2...	Vs. St. Louis, Nov. 25, 2012
	...Vs. Tampa Bay, Oct. 31, 2010
	Vs. San Francisco, Sept. 18, 1983

## MOST TDS BY KO RETURN

<b>Season</b>	
3.....	1954

<b>Opponent/Season</b>	
3.....	2005, 1999, 1995, 1978

<b>Game</b>	
1.....	Many times, most recently at Minnesota, Nov. 7, 2010

<b>Opponent/Game</b>	
1.....	Many times, most recently at Tennessee, Nov. 29, 2009

## MOST TDS BY PUNT RETURN

<b>Season</b>	
5.....	1959
4.....	1948, 2011

<b>Opponent/Season</b>	
3.....	2002
2.....	2000
1.....	13 times, most recently 2011

<b>Game</b>	
2.....	Vs. N.Y. Giants, Nov. 22, 1959
	Vs. Pittsburgh, Nov. 1, 1959
	Vs. Tampa Bay, Dec. 21, 1986

## FEWEST TDS RUSHING

<b>Season</b>	
2.....	2005
3.....	1995
5.....	2003
6.....	2000, 1991
8.....	1996, 1986, 1971, 1961

<b>Opponent/Season</b>	
5.....	1982
7.....	1994
8.....	1948

## FEWEST TDS PASSING

<b>Season</b>	
6.....	1982
10.....	2010, 1991
11.....	2012, 1999, 1972
12.....	1980
13.....	1966

<b>Opponent/Season</b>	
8.....	1956
11.....	1974
12.....	1991, 1971



## MOST PATS SCORED

<b>Season</b>	
53.....	1948
48.....	1984
47.....	2007, 1988
46.....	1949
45.....	2009, 1983

<b>Opponent/Season</b>	
53.....	2003
51.....	1983
50.....	2000, 1995
49.....	2002, 2008
48.....	1990, 1981

<b>Game</b>	
9.....	Vs. N.Y. Giants, Oct. 17, 1948
8.....	At Minnesota, Oct. 6, 1963
	Vs. N.Y. Bulldogs, Nov. 13, 1949
	Vs. Detroit, Nov. 7, 1948

<b>Opponent/Game</b>	
7.....	At Seattle, Dec. 9, 2012
	At N.Y. Jets, Sept. 28, 2008
	At Kansas City, Dec. 1, 2002
	At Green Bay, Jan. 2, 2000
	Vs. Miami, Nov. 24, 1977
	At N.Y. Giants, Dec. 7, 1969
	Vs. Philadelphia, Nov. 8, 1981

<b>Both Teams/Game</b>	
14.....	Cardinals 9 at N.Y. Giants 5, Oct. 17, 1948
12.....	Cardinals 6 vs. N.O. 6, Nov. 2, 1969
11.....	Cardinals 4 at N.Y. Jets 7, Sept. 28, 2008
	Cardinals 6 vs. Phila. 5, Dec. 16, 1962

## MOST FGs ATTEMPTED

<b>Season</b>	
45.....	2005
40.....	1966
39.....	1995, 1967
38.....	1964

<b>Game</b>	
9.....	At Pittsburgh, Sept. 24, 1967
7.....	At Atlanta, Dec. 9, 1973
	At Atlanta, Dec. 11, 1966
6.....	Vs. Denver, Dec. 12, 2010
	Vs. San Francisco, Oct. 2, 2005 (Mexico City)
	Vs. Tampa Bay, Jan. 2, 2005
	Vs. San Francisco, Oct. 26, 2003
	Vs. Green Bay, Sept. 19, 1976
	At Pittsburgh, Nov. 13, 1966

## MOST FGs MADE

<b>Season</b>	
43.....	2005
30.....	1995
28.....	2006
27.....	1967
25.....	2012, 2008, 1964
24.....	2010
23.....	1998, 1996, 1984, 1973, 1966

<b>Opponent/Season</b>	
40.....	2010
35.....	2011
31.....	2006
30.....	1997, 1996
29.....	1989
28.....	2007, 1985, 1972

<b>Game</b>	
7.....	At Pittsburgh, Sept. 24, 1967
6.....	Vs. San Francisco, Oct. 2, 2005 (Mexico City)
	At Atlanta, Dec. 9, 1973
5.....	Vs. Denver, Dec. 12, 2010
	Vs. Green Bay, Sept. 19, 1976
	Vs. Philadelphia, Dec. 13, 1964
4.....	Many times, most recently at Atlanta, Nov. 18, 2012

## Opponent/Game

6.....	At Atlanta, Oct. 1, 2006
5.....	Vs. Seattle, Nov. 14, 2010
	At Seattle, Oct. 24, 2010
	Vs. Green Bay, Sept. 24, 2000
	Vs. Dallas, Sept. 7, 1997
	At Philadelphia, Dec. 22, 1996
4.....	Many times, most recently at New England, Sept. 16, 2012

## Both Teams/Game

8.....	Cardinals 4 at Cleveland 4, Sept. 20, 1964
7.....	Cardinals 4 at Atlanta 3, Nov. 18, 2012
	Cardinals 5 vs. Denver 2, Dec. 12, 2010
	Cardinals 3 at Balt. 4, Sept. 23, 2007
	Cardinals 1 at Atlanta 6, Oct. 1, 2006
	Cardinals 4 at Seattle 3, Sept. 25, 2005
	Cardinals 3 at Miami 4, Sept. 12, 1999
	Cardinals 2 at Phila. 5, Dec. 22, 1996
	Cardinals 3 vs. Chicago 4, Nov. 27, 1994
	Cardinals 6 at Atlanta 1, Dec. 9, 1973
	Cardinals 7 at Pitt. 0, Sept. 24, 1967

## CONSECUTIVE GAMES SCORING FGs

19.....	Game 16 in 2004-Game 2 in 2006
	Game 4 in 1966-Game 8 in 1967

## HIGHEST SCORE BY QUARTERS

<b>First Quarter</b>	27.....	Vs. Green Bay, Nov. 27, 1949
<b>Second Quarter</b>	31.....	Vs. N.Y. Bulldogs, Nov. 13, 1949
<b>Third Quarter</b>	35.....	Vs. Boston, Oct. 24, 1948
<b>Fourth Quarter</b>	28.....	Vs. Philadelphia, Dec. 7, 1947
		Vs. Baltimore, Oct. 2, 1950
		At Minnesota, Oct. 6, 1963
		Vs. Pittsburgh, Nov. 30, 1969
		Vs. Tampa Bay, Nov. 8, 1987

## OPPONENT HIGHEST SCORE BY QUARTERS

<b>First Quarter</b>	28.....	At Minnesota, Oct. 9, 2011
<b>Second Quarter</b>	34.....	At N.Y. Jets, Sept. 28, 2008
	28.....	At Seattle, Dec. 9, 2012
	27.....	At San Diego, Sept. 26, 1976
<b>Third Quarter</b>	21.....	At San Francisco, Jan. 2, 2011
		At Carolina, Oct. 26, 2008
		At N.Y. Giants, Sept. 22, 2005
		At Pittsburgh, Nov. 9, 2003
		At Washington, Nov. 22, 1998
		Vs. Washington, Dec. 6, 1987
		Vs. Green Bay, Sept. 29, 1985
		At Cleveland, Sept. 8, 1985
		At Washington, Nov. 6, 1983
		Vs. San Francisco, Sept. 18, 1983
		At Dallas, Sept. 28, 1975
		At N.Y. Giants, Dec. 7, 1969
		Vs. New Orleans, Nov. 2, 1969

<b>Fourth Quarter</b>	28.....	At Buffalo, Nov. 11, 1990
		At Washington, Nov. 6, 1983

## SCORE BY QUARTERS BOTH TEAMS

<b>First Quarter</b>	28.....	Cardinals 0 at Minnesota 28 Oct. 9, 2011
		Cardinals 21 vs. San Francisco 7, Sept. 10, 2006
		Cardinals 14 at Dallas 14, Nov. 23, 1967

<b>Second Quarter</b>	47.....	Cardinals 27 vs. Phila. 20, Dec. 13, 1964
-----------------------	---------	---

<b>Third Quarter</b>	35.....	Cardinals 14 at Dallas 21, Sept. 28, 1975
		Cardinals 35 vs. Boston 0, Oct. 24, 1948

<b>Fourth Quarter</b>	42.....	Cardinals 28 at Phila. 14, Dec. 7, 1947
-----------------------	---------	---

## SCORE BY HALVES

<b>First Half</b>	38.....	Vs. San Francisco, Sept. 10, 2006
		At Cleveland, Sept. 26, 1965
37.....		Vs. San Diego, Nov. 20, 1983
31.....		At Chicago, Nov. 8, 2009
		Vs. Seattle, Dec. 10, 2006
		Vs. Detroit, Nov. 18, 2001
		At Washington, Nov. 22, 1998
		Vs. Philadelphia, Dec. 16, 1962
30.....		At N.Y. Jets, Nov. 23, 1975

<b>Second Half</b>	38.....	Vs. Dallas, Dec. 9, 1962
35.....		At N.Y. Jets, Sept. 28, 2008
		Vs. Pittsburgh, Nov. 30, 1969
		At Minnesota, Oct. 6, 1963
34.....		At St. Louis, Dec. 3, 2006
31.....		Four times, most recently vs. San Francisco, Dec. 12, 2004

## OPPONENT SCORE BY HALVES

<b>First Half</b>	38.....	At Seattle, Dec. 9, 2012
	36.....	At L.A. Rams, Dec. 15, 1985
	35.....	At Kansas City, Dec. 1, 2002
34.....		At N.Y. Jets, Sept. 28, 2008
		At San Francisco, Dec. 7, 2003
33.....		At San Diego, Sept. 26, 1976
<b>Second Half</b>	36.....	At Washington, Nov. 22, 1998
35.....		At Green Bay, Jan. 2, 2000
		Vs. Philadelphia, Nov. 8, 1981



## TEAM FIRST DOWN RECORDS

### MOST FIRST DOWNS

<b>Season</b>	
345.....	1984
336.....	1988
328.....	2008
325.....	1987
317.....	2009
315.....	1998
309.....	1976

<b>Opponent/Season</b>	
345.....	2000
339.....	2010
336.....	1996
335.....	2002
333.....	2011
331.....	2006
329.....	1989
328.....	1981

<b>Game</b>	
33....	At N.Y. Jets, Sept. 28, 2008
32....	At Washington, Nov. 11, 1996-OT
....	At N.Y. Bulldogs, Nov. 13, 1949
31....	Vs. Washington, Nov. 16, 1975
30....	At Green Bay, Jan. 2, 2000
....	At L.A. Rams, Oct. 2, 1988
....	Vs. Philadelphia, Dec. 16, 1962

<b>Opponent/Game</b>	
34....	At St. Louis, Sept. 28, 2003
....	Vs. Miami, Nov. 24, 1977
....	Vs. Atlanta, Nov. 9, 1980

<b>Both Teams/Game</b>	
57....	Cardinals 32 at Washington 25, Nov. 10, 1996-OT
56....	Cardinals 33 at N.Y. Jets 23, Sept. 28, 2008
....	Cardinals 30 at Green Bay 26, Jan. 2, 2000
56....	Cardinals 25 at Washington, 31, Nov. 22, 1998
54....	Cardinals 31 vs. N.O. 23, Oct. 23, 1977
53....	Cardinals 30 at L.A. Rams 23, Oct. 2, 1988
....	Cardinals 19 vs. Atlanta 34, Nov. 9, 1980

### FEWEST FIRST DOWNS

<b>Season</b>	
101.....	1939
102.....	1943
115.....	1945

<b>Opponent/Season</b>	
140.....	1946
158.....	1960
163.....	1982

<b>Game</b>	
5....	At N.Y. Jets, Dec. 2, 2012
....	Vs. N.Y. Giants, Oct. 8, 1961
6....	At Detroit, Dec. 6, 1970
7....	Five times, most recently at St. Louis, Sept. 28, 2003

<b>Opponent/Game</b>	
3....	At New Orleans, Oct. 5, 1980

### MOST FIRST DOWNS RUSHING

<b>Season</b>	
145.....	1979
140.....	1976
135.....	1981, 1948
131.....	1975

<b>Opponent/Season</b>	
148.....	2000
140.....	1990
135.....	1973
134.....	1981

<b>Game</b>	
23....	At New Orleans, Oct. 5, 1980
19....	Vs. Green Bay, Dec. 5, 1948
18....	Vs. Minnesota, Nov. 4, 1979
17....	At N.Y. Giants, Dec. 12, 1976
....	At Philadelphia, Sept. 22, 1963

<b>Opponent/Game</b>	
19....	Vs. Miami, Nov. 24, 1977
<b>Both Teams/Game</b>	
28....	Cardinals 17 at N.Y. Giants 11, Dec. 12, 1976
....	Cardinals 8 at Cleve. 20, Nov. 12, 1958
27....	Cardinals 9 at Oakland 18, Oct. 7, 1973
....	Cardinals 15 at Pitt. 12, Nov. 1, 1959
....	Cardinals 17 at N.Y. Bulldogs 10, Nov. 13, 1949

### MOST FIRST DOWNS PASSING

<b>Season</b>	
231.....	2008
224.....	2005
215.....	2009
214.....	1996
210.....	2007
200.....	1984
195.....	1988

<b>Opponent/Season</b>	
196.....	2002
192.....	1996
188.....	2009
186.....	2006
185.....	2007, 1989, 1969
184.....	2003

<b>Game</b>	
26....	At N.Y. Jets, Sept. 28, 2008
23....	At Washington, Nov. 10, 1996-OT
....	Vs. St. Louis, Sept. 29, 1996-OT
22....	Vs. Atlanta, Dec. 23, 2007
....	Vs. Philadelphia, Dec. 13, 1964
21....	At Green Bay, Jan. 2, 2000
....	Vs. New Orleans, Dec. 20, 1998
....	Vs. Dallas, Nov. 15, 1998
....	Vs. Atlanta, Nov. 26, 1995-OT
....	Vs. Dallas, Nov. 11, 1984

<b>Opponent/Game</b>	
22....	At Minnesota, Nov. 7, 2010
....	At San Francisco, Oct. 10, 2004
....	Vs. Detroit, Nov. 18, 2001
....	At N.Y. Giants, Dec. 7, 1969

<b>Both Teams/Game</b>	
40....	Cardinals 26 at N.Y. Jets 14, Sept. 28, 2008
39....	Cardinals 19 at Minnesota, 20, Nov. 26, 2006
....	Cardinals 17 vs. Detroit 22, Nov. 18, 2001
35....	Cardinals 22 vs. Atlanta 13, Dec. 23, 2007
....	Cardinals 21 vs. New Orleans 14, Dec. 20, 1998
....	Cardinals 19 vs. Phila. 16, Nov. 24, 1996
34....	Cardinals 12 at San Francisco 22, Oct. 10, 2004
....	Cardinals 21 at Green Bay 13, Jan. 2, 2000
....	Cardinals 23 at Washington 11, Nov. 10, 1996-OT
....	Cardinals 12 at Pitt. 21, Dec. 13, 1958

### MOST FIRST DOWNS BY PENALTY

<b>Season</b>	
42.....	2004
38.....	1998
36.....	1995
31.....	1973
30.....	2002, 1997, 1947

<b>Opponent/Season</b>	
41.....	2011
38.....	2010
32.....	1966
31.....	2006, 2005, 1989
30.....	1994, 1986, 1985, 1970

<b>Game</b>	
7....	At N.Y. Giants, Oct. 8, 1995-OT
6....	At St. Louis, Dec. 3, 2006
....	At St. Louis, Sept. 27, 1998
....	At L.A. Rams, Sept. 4, 1994
....	Vs. Washington, Oct. 4, 1992
5....	11 times, most recently vs. Jacksonville, Nov. 27, 2005

<b>Opponent/Game</b>	
8....	At Atlanta, Sept. 19, 2010
5....	18 times, most recently at Cincinnati, Dec. 24, 2011

<b>Both Teams/Game</b>	
11....	Cardinals 6 at St. Louis, 5, Dec. 3, 2006
10....	Cardinals 5 vs. Phila. 5, Oct. 10, 1976
9....	Cardinals 4 at Baltimore 5, Oct. 30, 1916
....	Cardinals 1 at Atlanta 8, Sept. 19, 2010
....	Cardinals 4 vs. Dallas 5, Nov. 4, 1985
8....	Nine times, most recently Cardinals 4 vs. Denver 4, Dec. 12, 2010.

### FEWEST FIRST DOWNS RUSHING

<b>Season</b>	
58.....	2012, 2005
65.....	1995
67.....	2010
68.....	1972
70.....	2007, 1996
71.....	2000, 1982
72.....	2008
73.....	1991

<b>Opponent/Season</b>	
56.....	1960
58.....	1982
68.....	1966

<b>Game</b>	
0....	Vs. Chicago, Dec. 23, 2012
....	Vs. San Francisco, Oct. 29, 2012
....	Vs. Miami, Sept. 30, 2012
....	Vs. San Francisco, Nov. 29, 2010
....	Vs. Indianapolis, Sept. 27, 2009
....	At Philadelphia, Nov. 27, 2008
....	At Carolina, Nov. 19, 1995
....	Vs. Philadelphia, Nov. 22, 1992

1....	27 times, most recently vs. San Francisco, Dec. 11, 2011
-------	--

<b>Opponent/Game</b>	
0....	At Seattle, Oct. 18, 2009
....	Vs. Kansas City, Oct. 8, 2006
....	At Indianapolis, Jan. 1, 2006
....	At Tampa Bay, Sept. 28, 1997
....	Vs. Tampa Bay, Dec. 27, 1992
....	At New Orleans, Oct. 5, 1980
....	At N.Y. Giants, Nov. 6, 1966

### FEWEST FIRST DOWNS PASSING

<b>Season</b>	
81.....	1982
88.....	1960
102.....	1972
104.....	1970
107.....	1968

<b>Opponent/Season</b>	
52.....	1946
79.....	1957, 1956, 1950
82.....	1952

<b>Game</b>	
0....	Vs. New Orleans, Oct. 11, 1987
1....	At Atlanta, Dec. 9, 1973
2....	8 times, most recently at N.Y. Jets Dec. 2, 2012

<b>Opponent/Game</b>	
2....	6 times, most recently at Minnesota, Oct. 21, 2012

### FEWEST FIRST DOWNS BY PENALTY

<b>Season</b>	
9.....	1961
10.....	1982, 1974
11.....	1972, 1952

<b>Opponent/Season</b>	
7.....	1982
9.....	1960, 1957, 1952
10.....	1953, 1947



## TEAM TOTAL YARDS RECORDS

### MOST YARDS GAINED

<b>Season</b>	
6,348.....	1984
5,852.....	2008
5,807.....	1988
5,575.....	2005
5,510.....	2009
5,505.....	2007
5,326.....	1987
<b>Opponent/Season</b>	
6,020.....	2002
5,977.....	2010
5,877.....	1989
5,737.....	2000
5,723.....	1981
5,704.....	1995

### Game

615.....	At Washington, Nov. 10, 1996-OT
589.....	Vs. Philadelphia, Dec. 16, 1982
579.....	At N.Y. Giants, Oct. 17, 1948
572.....	At N.Y. Bulldogs, Nov. 13, 1949
552.....	Vs. San Francisco, Nov. 25, 2007-OT
<b>Opponent/Game</b>	
683.....	At Pittsburgh, Dec. 13, 1958
596.....	At Chicago, Dec. 11, 1949
578.....	At Dallas, Sept. 30, 1973

### Both Teams/Game

1,087.....	Cardinals 589 vs. Philadelphia 498, Dec. 16, 1962
1,031.....	Cardinals 615 at Washington 416, Nov. 10, 1996-OT
997.....	Cardinals 445 vs. Miami 552, Sept. 30, 1984
986.....	Cardinals 478 vs. New Orleans 508, Nov. 2, 1969

### FEWEST YARDS GAINED

<b>Season</b>	
1,337.....	1933
1,854.....	1943
2,027.....	1939

### Opponent/Season

1,578.....	1934
2,029.....	1960
2,848.....	1982

### Game

14.....	Vs. Detroit, Sept. 15, 1940
49.....	At Philadelphia, Dec. 4, 1955
86.....	Vs. Pittsburgh, Sept. 26, 1955
96.....	At Carolina, Nov. 19, 1995
101.....	Vs. Denver, Dec. 16, 1989

### Both Teams/Game

30.....	Cardinals 14 vs. Detroit 16, Sept. 15, 1940
---------	--

## TEAM RUSHING RECORDS

### MOST YARDS RUSHING

<b>Season</b>	
2,582.....	1979
2,560.....	1948
2,404.....	1975
2,356.....	1960

### Opponent/Season

2,609.....	2000
2,428.....	1981
2,395.....	1978
2,378.....	1985

### Game

330.....	At New Orleans, Oct. 5, 1980
325.....	Vs. Minnesota, Nov. 4, 1979
320.....	At Green Bay, Oct. 10, 1948
319.....	Vs. N.Y. Bulldogs, Oct. 30, 1949
308.....	At N.Y. Giants, Nov. 13, 1949

### Opponent/Game

332.....	At Cleveland, Oct. 12, 1958
309.....	At N.Y. Giants, Nov. 12, 1950
292.....	At Cincinnati, Dec. 3, 2000
284.....	At Seattle, Dec. 9, 2012
272.....	At New Orleans, Sept. 4, 1983
270.....	Vs. Carolina, Nov. 1, 2009

### Both Teams/Game

489.....	Cardinals 308 vs. N.Y. Giants 181, Oct. 30, 1949
480.....	Cardinals 148 vs. Cleveland 332, Nov. 12, 1958
465.....	Cardinals 216 at N.Y. Giants 249, Nov. 30, 1947

### FEWEST YARDS RUSHING

<b>Season</b>	
709.....	1943
835.....	1939
912.....	1940

### Opponent/Season

995.....	1982
1,192.....	1966
1,212.....	1960

### Game

-1.....	At N.Y. Giants, Oct. 18, 1953
7.....	Vs. San Francisco, Oct. 29, 2012
13.....	Vs. San Francisco, Nov. 29, 2010
14.....	At Detroit, Sept. 15, 1940

### Opponent/Game

-24.....	At Detroit, Oct. 13, 1946
*-18.....	Vs. Detroit, Nov. 11, 2007
-17.....	At Detroit, Sept. 30, 1946
-10.....	At Detroit, Sept. 15, 1940

\*Modern NFL record

### HIGHEST AVERAGE

<b>Season</b>	
4.87.....	1960
4.82.....	1948
4.73.....	1985
4.66.....	1970

### MOST ATTEMPTS RUSHING

<b>Season</b>	
580.....	1976
554.....	1978
531.....	1948
527.....	1956
525.....	1983

### Opponent/Season

588.....	1979
579.....	2000
567.....	1979
560.....	1986

### Game

70.....	Vs. Green Bay, Dec. 5, 1948
69.....	Vs. Green Bay, Nov. 6, 1936

### Opponent/Game

60.....	At N.Y. Giants, Dec. 4, 1977
59.....	Vs. Buffalo, Nov. 27, 1975
56.....	Vs. Washington, Nov. 21, 1976 Vs. Green Bay, Oct. 20, 1963

### Both Teams/Game

*108.....	Cardinals 70 vs. Green Bay 38, Dec. 5, 1948
101.....	Cardinals 69 vs. Green Bay 32, Dec. 6, 1936

\*NFL record

### FEWEST RUSHING ATTEMPTS

<b>Season</b>	
307.....	1982
320.....	2010
322.....	1953
334.....	1945

### Opponent/Season

256.....	1982
344.....	1960

### Game

6.....	At Minnesota, Nov. 26, 2006 Vs. Boston, Oct. 29, 1933
7.....	Vs. Minnesota, Dec. 14, 2008
9.....	Vs. San Francisco, Oct. 29, 2012
10.....	At Philadelphia, Nov. 27, 2008
11.....	At San Francisco, Nov. 20, 2011 Vs. San Francisco, Nov. 29, 2010
12.....	Vs. Indianapolis, Sept. 27, 2009 At Tampa Bay, Nov. 4, 2007 At Minnesota, Dec. 1, 1996 At Carolina, Nov. 19, 1995 Vs. Denver, Dec. 16, 1989 Vs. Green Bay, Oct. 20, 1963

### Opponent/Game

8.....	Vs. Detroit, Nov. 11, 2007 Vs. Buffalo, Sept. 9, 1984
10.....	At Indianapolis, Jan. 1, 2006
11.....	At San Francisco, Nov. 20, 2011 At Seattle, Oct. 18, 2009
12.....	At Chicago, Nov. 8, 2009 At San Francisco, Dec. 24, 2006 At St. Louis, Nov. 20, 2005 Vs. Atlanta, Dec. 18, 1983
13.....	Vs. Minnesota, Oct. 2, 1994 At Philadelphia, Oct. 28, 1984

# TEAM PASSING RECORDS

## MOST NET YARDS PASSING

<b>Season</b>	
4,674.....	2008
4,437.....	2005
4,262.....	1984
4,065.....	2007
4,016.....	2009
3,780.....	1988
3,688.....	1996

<b>Opponent/Season</b>	
3,874.....	2002
3,739.....	2009
3,716.....	2007
3,696.....	2011
3,694.....	2006
3,654.....	2010
3,616.....	1980
3,598.....	2001

<b>Game</b>	
507....	At Washington, Nov. 10, 1996-OT
472....	At Pittsburgh, Dec. 13, 1958
468....	At Chicago, Dec. 11, 1949
456....	Vs. San Francisco, Nov. 25, 2007-OT
448....	Vs. Dallas, Nov. 15, 1998

<b>Opponent/Game</b>	
468....	At Chicago Bears, Dec. 11, 1949
429....	Vs. Detroit, Nov. 18, 2001
427....	At Minnesota, Nov. 7, 2010
422....	At Green Bay, Dec. 21, 1969

<b>Both Teams/Game</b>	
834....	Cardinals 415 vs. Philadelphia 419, Dec. 16, 1962
757....	Cardinals 328 vs. Detroit 429, Nov. 18, 2001
748....	Cardinals 280 at Chicago Bears 468, Dec. 11, 1949
728....	Cardinals 308 vs. Miami 428, Sept. 30, 1984
719....	Cardinals 507 at Washington 212, Nov. 10, 1996-OT
	Cardinals 374 vs. New Orleans 345, Nov. 2, 1969

## FEWEST NET YARDS PASSING

<b>Season</b>	
1,811.....	1960
1,940.....	1966
1,973.....	1961
2,038.....	1972
2,187.....	1968

<b>Opponent/Season</b>	
625.....	1934
1,524.....	1956
1,603.....	1946

<b>Game</b>	
-12....	Vs. Washington, Dec. 21, 1980
0....	At Detroit, Sept. 15, 1940
	Vs. Philadelphia, Nov. 8, 1936
	Vs. Detroit, Nov. 3, 1935
4....	Vs. New Orleans, Oct. 11, 1987

<b>Opponent/Game</b>	
-16....	At Pittsburgh, Oct. 17, 1965
1....	Vs. Philadelphia, Nov. 8, 1936
16....	Vs. Dallas, Dec. 10, 1961
24....	At N.Y. Giants, Dec. 10, 1978

<b>Both Teams/Game</b>	
1....	Cardinals 0 at Phila. 1, Nov. 8, 1936
40....	Cardinals 9 at Atlanta 31, Dec. 9, 1973
77....	Cardinals 29 vs. Pitt. 48, Nov. 27, 1966
96....	Cardinals 54 vs. Cleve. 42, Nov. 27, 1957

## MOST GROSS YARDS PASSING

<b>Season</b>	
4,875.....	2008
4,723.....	2005
4,639.....	1984
4,228.....	2007
4,200.....	2009
4,191.....	1988
3,954.....	2011
3,953.....	1997

<b>Opponent/Season</b>	
4,005.....	2002
4,000.....	2011
3,998.....	2009
3,958.....	2007
3,932.....	2006
3,881.....	2010
3,794.....	1989
3,752.....	1969

<b>Game</b>	
522....	At Washington, Nov. 10, 1996-OT
486....	Vs. San Francisco, Nov. 25, 2007-OT
472....	At N.Y. Jets, Sept. 28, 2008
468....	At Washington, Dec. 16, 1984
465....	Vs. Dallas, Nov. 15, 1998
457....	At San Diego, Sept. 20, 1987

<b>Opponent/Game</b>	
446....	At Minnesota, Nov. 7, 2010
436....	Vs. Detroit, Nov. 18, 2001
431....	Vs. Miami, Sept. 30, 2012
422....	Vs. Carolina, Sept. 11, 2011
	At Green Bay, Dec. 21, 1969

## FEWEST GROSS YARDS PASSING

<b>Season</b>	
1,576.....	1982
1,990.....	1960
2,259.....	1972
2,292.....	1966
2,389.....	1968

<b>Opponent/Season</b>	
2,035.....	1982
2,358.....	1976
2,416.....	1970

<b>Game</b>	
9....	At Atlanta, Dec. 9, 1973
11....	Vs New Orleans, Oct. 11, 1987
30....	Vs. Dallas, Dec. 16, 1973
63....	Vs. Pittsburgh, Nov. 27, 1966
68....	Vs. Washington, Dec. 21, 1980

<b>Opponent/Game</b>	
24....	At N.Y. Giants, Dec. 10, 1978
49....	Vs. Dallas, Dec. 10, 1961

## MOST PASS ATTEMPTS

<b>Season</b>	
670.....	2005
630.....	2008
613.....	1996
608.....	2012
602.....	1997
594.....	2009
590.....	2007
566.....	1984

<b>Opponent/Season</b>	
593.....	2009
578.....	2011
570.....	2007
556.....	2001
535.....	2002
533.....	2010, 2004
531.....	1989, 1980

<b>Game</b>	
61....	At San Diego, Sept. 20, 1987
59....	At Washington, Nov. 10, 1996-OT
58....	Vs. St. Louis, Sept. 29, 1996-OT
	At Cleveland, Sept. 18, 1994
57....	At N.Y. Jets, Sept. 28, 2008
	At San Francisco, Oct. 10, 2004
	At Green Bay, Jan. 2, 2000
56....	At N.Y. Giants, Sept. 11, 2005
	Vs. Dallas, Nov. 15, 1998

<b>Opponent/Game</b>	
63....	At Carolina, Dec. 30, 2001
	Vs. Detroit, Nov. 18, 2001
55....	Vs. Minnesota, Oct. 25, 1981
	At St. Louis, Sept. 12, 2010
54....	At L.A. Rams, Oct. 31, 1948
53....	Vs. Seattle, Nov. 15, 2009
52....	At Cincinnati, Nov. 18, 2007
	At Pittsburgh, Dec. 13, 1958
51....	At Baltimore, Oct. 30, 2011
	At Philadelphia, Nov. 22, 1987

## Both Teams/Game

96....	Cardinals 41 at St. Louis 55, Sept. 12, 2010
95....	Cardinals 33 vs. Detroit, 62, Nov. 18, 2001
	Cardinals 59 at Wash. 36, Nov. 10, 1996-OT
94....	Cardinals 42 at Pitt. 52, Dec. 13, 1958
92....	Cardinals 51 at Minnesota 41, Nov. 26, 2006
91....	Cardinals 38 vs. Seattle 53, Nov. 15, 2009
	Cardinals 57 at N.Y. Jets 34, Sept. 28, 2008
	Cardinals 34 at San Francisco 57, Oct. 10, 2004
	Cardinals 57 at Green Bay 34, Jan. 2, 2000
90....	Cardinals 43 vs. Atlanta 47, Nov. 9, 1980

## FEWEST PASS ATTEMPTS

<b>Season</b>	
127.....	1935
198.....	1940
219.....	1943

<b>Opponent/Season</b>	
291.....	1982
301.....	1960
342.....	1976

<b>Game</b>	
1....	Vs. Detroit, Nov. 3, 1935
2....	Vs. Detroit, Sept. 15, 1940
8....	Vs. N.Y. Giants, Nov. 19, 1972
10....	At Atlanta, Dec. 9, 1973
	Vs. New Orleans, Oct. 11, 1987

<b>Opponent/Game</b>	
3....	Vs. Detroit, Nov. 3, 1935
4....	Vs. Detroit, Sept. 15, 1940

<b>Both Teams/Game</b>	
4....	Cardinals 1 vs. Detroit 3, Nov. 3, 1935
6....	Cardinals 2 vs. Detroit 4, Sept. 15, 1940
25....	Cardinals 13 vs. Cleve. 12, Oct. 27, 1957

## MOST PASS COMPLETIONS

<b>Season</b>	
419.....	2005
418.....	2008
392.....	2007
356.....	2009
347.....	1984
337.....	2012
336.....	1996
327.....	1995

<b>Opponent/Season</b>	
361.....	2007
346.....	2009
340.....	2011
337.....	2001
335.....	2002
331.....	1996
324.....	2010
321.....	2006

<b>Game</b>	
40....	At N.Y. Jets, Sept. 28, 2008
37....	Vs. St. Louis, Sept. 29, 1996-OT
	At Washington, Dec. 16, 1984
36....	At Carolina, Oct. 26, 2008
35....	Vs. San Francisco, Nov. 25, 2007-OT
	Vs. Atlanta, Dec. 23, 2007
	At Green Bay, Jan. 2, 2000
	At Washington, Nov. 10, 1996-OT
34....	At Seattle, Oct. 18, 2009
	At Seattle, Dec. 19, 1993 (OT)
33....	Vs. Buffalo, Oct. 5, 2008
33....	Vs. San Francisco, Oct. 29, 2012
	Vs. Indianapolis, Sept. 27, 2009
	Vs. San Francisco, Oct. 2, 2005
	At N.Y. Giants, Sept. 11, 2005
	Vs. New Orleans, Dec. 20, 1998
	At San Diego, Sept. 20, 1987

<b>Opponent/Game</b>	
37....	At Cincinnati, Nov. 18, 2007
36....	At Minnesota, Nov. 7, 2010
	At Carolina, Dec. 30, 2001
	Vs. Detroit, Nov. 18, 2001
35....	Vs. Houston, Oct. 11, 2009
33....	At St. Louis, Nov. 20, 2005
	At San Diego, Nov. 25, 2001
32....	At St. Louis, Sept. 12, 2010
	Vs. Detroit, Nov. 11, 2007
31....	At Baltimore, Oct. 30, 2011
	At San Francisco, Oct. 18, 1987
	Vs. Atlanta, Nov. 9, 1980
30....	Vs. Minnesota, Dec. 6, 2009
	At Washington, Nov. 22, 1998
	Vs. N.Y. Giants, Dec. 13, 1987

## Both Teams/Game

64....	Cardinals 40 at N.Y. Jets 24, Sept. 28, 2008
63....	Cardinals 35 vs. Atlanta 28, Dec. 23, 2007-OT
61....	Cardinals 26 vs. Houston 35, Oct. 11, 2009
60....	Cardinals 35 vs. San Francisco 25, Nov. 25, 2007 Cardinals 27 at St. Louis 33, Nov. 20, 2005
59....	Cardinals 27 vs. Detroit 32, Nov. 11, 2007-OT
58....	Cardinals 32 vs. N.Y. Giants 26, Nov. 23, 2008 Cardinals 31 at Minnesota 27, Nov. 26, 2006
57....	Four times, last time Cardinals 19 at San Francisco 38, Oct. 10, 2004

## FEWEST PASS COMPLETIONS

<b>Season</b>	
34.....	1934
75.....	1940
85.....	1939
<b>Opponent/Season</b>	
156.....	1960
169.....	1967
174.....	1982
176.....	1976
<b>Game</b>	
0.....	Vs. Detroit, Sept. 15, 1940 Vs. Detroit, Nov. 3, 1935
2.....	At Atlanta, Nov. 9, 1973

3.....	Vs. New Orleans, Oct. 11, 1987 Vs. Pittsburgh, Nov. 1, 1959
--------	--

## Opponent/Game

1.....	Vs. Green Bay, Dec. 5, 1958 Vs. Detroit, Sept. 15, 1940
2.....	At Green Bay, Nov. 24, 1946 Vs. Detroit, Nov. 3, 1935
3.....	At N.Y. Giants, Dec. 4, 1977

## Both Teams/Game

**1....	Cardinals 0 vs. Detroit 1, Sept. 15, 1940
2....	Cardinals 0 vs. Detroit 2, Nov. 3, 1935
8....	Cardinals 6 at Green Bay 1, Dec. 5, 1948
10....	Cardinals 2 at Atlanta 8, Dec. 9, 1973

### \*\*Ties NFL Record

## MOST QB SACKS ALLOWED

<b>Season</b>	
78.....	1997
59.....	1983
58.....	2012
56.....	1989
55.....	1995, 1984
54.....	2011
52.....	1966
<b>Opponent/Season</b>	
65.....	1985
64.....	1961
60.....	1988
59.....	1986, 1983
<b>Game</b>	
10....	Vs. Pittsburgh, Nov. 30, 1997
9.....	At St. Louis, Oct. 4, 2012 At San Diego, Oct. 3, 2010 At Dallas, Nov. 9, 1997 At N.Y. Giants, Dec. 14, 1996 Vs. Washington, Dec. 21, 1980 At Chicago, Sept. 16, 1979

## Opponent/Game

12....	At Baltimore, Oct. 26, 1980
11....	Vs. Atlanta, Nov. 24, 1968 Vs. Philadelphia, Dec. 18, 1983
10....	At Philadelphia, Dec. 7, 1986-OT
9.....	At Washington, Oct. 4, 1964 At Philadelphia, Nov. 17, 1974

## FEWEST QB SACKS ALLOWED

<b>Season</b>	
8.....	1975
15.....	1977
16.....	1974
17.....	1976
19.....	1971

## HIGHEST COMPLETION PCT.

<b>Season</b>	
66.3.....	2008 (418-630)
66.0.....	2009 (392-594)
62.5.....	2005 (419-670)
61.3.....	1984 (347-566)
60.3.....	2007 (356-590)
59.4.....	1993 (310-522)
59.1.....	2006 (322-545)
<b>Game (15 attempts)</b>	
84.4.....	At Jacksonville, Sept. 20, 2009 (27-32)
82.4.....	At N.Y. Jets, Nov. 23, 1975 (14-17)
81.8.....	At Atlanta, Jan. 2, 1994 (27-33)
80.4.....	At Wash., Dec. 16, 1984 (37-46)
79.1.....	At Seattle, Oct. 18, 2009 (34-43)
78.6.....	Vs. Buffalo, Oct. 5, 2008 (33-42)
78.1.....	At Atlanta, Sept. 26, 2004 (25-32)
77.3.....	At Tampa Bay, Oct. 16, 1983 (17-22)

## TEAM INTERCEPTION RECORDS

### MOST PASSES HAD INT.

<b>Season</b>	
39.....	1943
33.....	1956, 1949
30.....	1999, 1989
29.....	1955
<b>Opponent/Season</b>	
39.....	1943
35.....	1967
31.....	1956
<b>Game</b>	
7.....	At N.Y. Bulldogs, Nov. 13, 1949
6.....	Vs. Philadelphia, Oct. 15, 1989 At Cleveland, Sept. 26, 1965 At Philadelphia, Oct. 21, 1956 Vs. Detroit, Sept. 30, 1946

### Opponent/Game

8.....	Vs. Philadelphia, Sept. 24, 1950
7.....	At Chicago, Nov. 19, 1967 Vs. Chicago, Dec. 5, 1954 Vs. Detroit, Oct. 5, 1940

### Both Teams/Game

11....	Cardinals 8 vs. Phila. 3, Sept. 24, 1950
--------	--

### FEWEST PASSES HAD INT.

<b>Season</b>	
6.....	1982
9.....	1993
10.....	1986, 1973
11.....	1996, 1972

### Opponent/Season

6.....	1982
8.....	1974
10.....	2000, 2011
12.....	1948

## MOST YARDS INTERCEPTION RETURNS

<b>Season</b>	
551.....	2007
486.....	1949
459.....	1961
451.....	1956
<b>Game</b>	
186....	Vs. Detroit, Dec. 16, 2012
161....	At Pittsburgh, Sept. 26, 1955
158....	At Green Bay, Oct. 16, 1949
155....	At Cincinnati, Nov. 18, 2007
134....	Vs. St. Louis, Dec. 30, 2007
124....	At Pittsburgh, Nov. 26, 1961

## TEAM PENALTY RECORDS

### MOST PENALTIES

<b>Season</b>	
145.....	2005
137.....	2007
128.....	1994
124.....	2004
119.....	1995
<b>Opponent/Season</b>	
139.....	2004
122.....	2011
118.....	2007
117.....	1995
114.....	1998
113.....	1997
<b>Game</b>	
16....	Vs. Green Bay, Sept. 13, 1936
15....	Vs. Philadelphia, Oct. 10, 1976 Vs. Philadelphia, Nov. 2, 1958
14....	At Buffalo, Oct. 31, 2004 Vs. San Francisco, Nov. 6, 1988
<b>Opponent/Game</b>	
15....	Vs. Philadelphia, Nov. 2, 1997 At Detroit, Sept. 17, 1995
14....	Vs. Tampa Bay, Oct. 20, 1996 At New Orleans, Sept. 4, 1983

### Both Teams/Game

27....	Cardinals 12 vs. Phila. 15, Nov. 30, 1952
26....	Cardinals 15 vs. Phila. 11, Oct. 10, 1976
24....	Cardinals 12 vs. Dallas 12, Oct. 12, 2008 Cardinals 12 at Carolina 12, Nov. 21, 2004 Cardinals 11 at L.A. Rams 13, Nov. 14, 1954

### FEWEST PENALTIES

<b>Season</b>	
41.....	1941
44.....	1959
45.....	1943
<b>Opponent/Season</b>	
53.....	1963
54.....	1982
<b>Game</b>	
0.....	At Baltimore, Oct. 12, 1964
1.....	Many times, most recently at Philadelphia, Nov. 27, 2008

### Opponent/Game

0....	Five times, most recently at Dallas, Oct. 30, 2005
<b>Both Teams/Game</b>	
1....	Cardinals 1 at N.Y. Giants 0, Oct. 19, 1958
2....	Cardinals 1 at Pittsburgh 1, Oct. 17, 1965 Cardinals 2 vs. Dallas 0, Dec. 10, 1961 Cardinals 1 at Phila. 1, Oct. 9, 1960

### MOST YARDS PENALIZED

<b>Season</b>	
1,184.....	2005
1,128.....	2007
1,090.....	1994
1,004.....	2011
948.....	2004
941.....	1979
<b>Opponent/Season</b>	
1,121.....	2004
981.....	1997
980.....	2001
969.....	2002
954.....	1998

**Game**

166.....Vs. Dallas, Oct. 9, 1977  
 150.....Vs. N.Y. Giants, Sept. 11, 1994  
 140.....At Chicago, Dec. 16, 1951  
           Vs. Baltimore, Oct. 2, 1950

**Opponent/Game**

168.....Vs. San Francisco, Oct. 24, 1971

**Both Teams/Game**

262.....Cardinals 105 vs. Philadelphia 157,  
           Nov. 30, 1952  
 249.....Cardinals 136 vs. Seattle 113,  
           Nov. 15, 2009  
 245.....Cardinals 140 vs. Balt. 105, Oct. 2, 1950

**FEWEST YARDS PENALIZED****Season**

238.....1939  
 331.....1940  
 389.....1943  
 389.....1945

**Opponent/Season**

424.....1982  
 500.....1960

**Game**

0.....At Baltimore, Oct. 12, 1964  
 2.....At Philadelphia, Nov. 27, 2008  
 5.....Sixteen times, most recently vs.  
           Minnesota, Dec. 28, 2003

**Opponent/Game**

0.....Six times, most recently at Dallas,  
           Oct. 30, 2005

**Both Teams/Game**

5.....Cardinals 5 at N.Y. Giants 0, Oct. 19, 1958

**TEAM PUNTING RECORDS****MOST PUNTS****Season**

112.....2012  
 101.....1978  
 100.....1980  
 99.....2004  
 98.....1994  
 94.....2010, 1999

**Opponent/Season**

97.....2004  
 94.....1997  
 93.....2012, 1978  
 92.....2011  
 90.....1994, 1979  
 89.....1999, 1980

**Game**

16.....At Detroit, Sept. 15, 1940  
           Vs. Chicago, Nov. 30, 1933

**Opponent/Game**

14.....Vs. Cincinnati, Nov. 12, 1933  
 13.....At Detroit, Sept. 15, 1940  
           Vs. Chicago, Nov. 30, 1933

**Both Teams/Game**

29 Three times, most recently Cardinals  
 16 at Detroit 13, Sept. 15, 1940

**FEWEST PUNTS****Season**

44.....1960  
 50.....1946

**Both Teams/Game**

3.....Six times, most recently Cardinals 1 at  
           N.Y. Jets 2, Sept. 28, 2008

**HIGHEST AVERAGE****Season**

47.0.....2009  
 46.5.....2012  
 45.0.....2011  
 44.7.....1991, 1960  
 44.7.....1961  
 44.6.....1959

**Opponent/Season**

47.9.....2010  
 45.5.....2008  
 45.2.....1991  
 44.9.....2009  
 44.8.....2012, 2006  
 44.4.....2011  
 44.2.....1960  
 44.1.....2005  
 43.9.....1998, 1997

**Game (min. 4 punts)**

54.7.....vs. San Francisco, Sept. 13, 2009  
 54.0.....vs. Seattle, Sept. 14, 2003  
 53.3.....At Pittsburgh, Oct. 13, 1957  
 53.2.....Vs. Atlanta, Oct. 20, 1991

**Opponent/Game (min. 4 punts)**

57.0.....At New Orleans, Dec. 14, 1997

**TEAM PUNT RETURN RECORDS****MOST PUNT RETURNS****Season**

64.....1962  
 63.....1964  
 61.....1958  
 58.....1983

**Opponent/Season**

64.....1980  
 59.....1978  
 56.....2004  
 56.....1974

**Game**

9.....Vs. Philadelphia, Dec. 24, 2005  
           Vs. Chicago, Nov. 29, 1959  
 8.....At Chicago, Sept. 3, 1978  
           Vs. New England, Nov. 2, 1975

**Opponent/Game**

9.....Vs. Tennessee, Oct. 23, 2005  
           Vs. Washington, Dec. 21, 1980

**Both Teams/Game**

14.....Cardinals 9 vs. Philadelphia 5,  
           Dec. 24, 2005  
           Cardinals 6 vs. N.Y. Giants 8,  
           Dec. 15, 1974  
           Cardinals 7 vs. N.Y. Giants 7,  
           Nov. 1, 1953  
 13.....Four times, most recently Cardinals 4  
           vs. Tennessee 9, Oct. 23, 2005

**MOST PUNT RETURN YARDS****Season**

696.....2011  
 669.....1949  
 550.....1987  
 548.....1959  
 546.....1949

**Opponent/Season**

645.....1980  
 610.....2011  
 575.....1978

**Game**

164.....Vs. N.Y. Giants, Nov. 22, 1959  
 155.....Vs. Pittsburgh, Nov. 1, 1959  
 152.....At New England, Nov. 2, 1975

**Opponent/Game**

152.....Vs. Chicago, Oct. 16, 2006  
 128.....At Kansas City, Dec. 1, 2002; vs.  
           Vs. St. Louis, Sept. 29, 1996-0T  
 119.....At Washington, Oct. 4, 1987  
 112.....Vs. Dallas, Oct. 13, 1974

**Both Teams/Game**

205.....Cardinals 164 vs. N.Y. Giants 41,  
           Nov. 22, 1959  
 184.....Cardinals 95 at St. Louis 89,  
           Nov. 27, 2011  
 181.....Cardinals 32 at N.Y. Giants 149,  
           Oct. 14, 1951  
 172.....Cardinals 87 at Detroit 85,  
           Oct. 5, 1986

**HIGHEST PUNT RETURN AVG.****Season**

19.1.....1948  
 18.2.....1949

**Opponent/Season**

14.4.....1951  
 13.8.....1946  
 13.6.....1987

**Game (3 attempts)**

47.7.....At N.O., Sept. 29, 1968 (3-143)  
 36.3.....Vs. T.B., Dec. 21, 1986 (4-145)  
 32.8.....Vs. N.Y. Giants, Nov. 22, 1959  
           (5-164)



## TEAM KICKOFF RETURN RECORDS

### MOST KICKOFF RETURNS

Season	
86.....	2000
84.....	2010
83.....	1989
81.....	2002, 2003
78.....	1985
76.....	2005

### Opponent/Season

85.....	1984
72.....	1975
69.....	2008
66.....	1983, 1976

### Game

10.....	At New England, Dec. 21, 2008
9.....	At Seattle, Dec. 9, 2012
	At Philadelphia, Nov. 27, 2008
	At Cleveland, Nov. 16, 2003
	At Jacksonville, Dec. 10, 2000
8.....	Vs. N.Y. Giants, Nov. 23, 2008
	At N.Y. Jets, Sept. 28, 2008
	At Atlanta, Oct. 1, 2006
	At N.Y. Giants, Nov. 12, 1950
	Vs. Detroit, Nov. 12, 1961

### Opponent/Game

10.....	Vs. Denver, Dec. 12, 2010
	At N.Y. Giants, Oct. 17, 1948
8.....	Six times, most recently vs. Buffalo,
	Sept. 9, 1984

### Both Teams/Game

16.....	Cardinals 6 at N.Y. Giants 10,
	Oct. 17, 1948
16.....	Cardinals 8 at Cleveland 8,
	Sept. 20, 1964

### MOST KICKOFF RETURN YARDS

Season	
2,296.....	2000
2,084.....	2010
1,881.....	2003
1,797.....	2002
1,719.....	2005
1,696.....	1997

### Opponent/Season

1,724.....	2008
1,700.....	2005
1,663.....	1964
1,623.....	1976
1,609.....	1975

### Game

282.....	Vs. Green Bay, Nov. 1, 1942
252.....	At St. Louis, Sept. 28, 2003
249.....	Vs. Philadelphia, Oct. 21, 1971
241.....	At Green Bay, Dec. 21, 1969

### Opponent/Game

272.....	Vs. Denver, Dec. 12, 2010
253.....	Vs. Philadelphia, Nov. 24, 1996
239.....	At L.A. Rams, Nov. 14, 1976

### Both Teams/Game

437.....	Cardinals 184 vs. Philadelphia 253,
	Nov. 24, 1996
421.....	Cardinals 196 vs. Washington 225,
	Sept. 23, 1973
412.....	Cardinals 232 vs. N.Y. Giants 180,
	Nov. 23, 2008

405.....	Cardinals 180 at Cleveland 225,
	Sept. 20, 1964
364.....	Cardinals 190 at Houston 174,
	Oct. 20, 1974

### HIGHEST KICKOFF RETURN AVERAGE

#### Season

26.7.....	2000
25.1.....	1958
25.1.....	1968
24.8.....	2010, 1957
24.5.....	1954

#### Game (3 attempts)

52.0.....	Vs. Pitt., Oct. 31, 1954 (3-156)
43.3.....	At Minnesota, Nov. 12, 2000
	(4-173)
41.8.....	At Tennessee, Nov. 29, 2009
	(4-167)
40.3.....	At Seattle, Sept. 15, 2002 (4-161)
	At Phila., Sept. 19, 1965 (3-121)
37.2.....	Vs. N.Y. Giants, Sept. 26, 1954
	(6-223)

#### Opponent/Season

28.3.....	2005
26.4.....	1964, 2012
25.9.....	1972
25.5.....	2006
25.3.....	1957

## TEAM FUMBLE RECORDS

### MOST FUMBLES

Season	
50.....	1983
48.....	1959
44.....	1976, 1946
43.....	1972

### Opponent/Season

40.....	1986, 1979
39.....	1995
37.....	1991

### Game

9.....	At Washington, Oct. 25, 1976
8.....	At Pittsburgh, Nov. 26, 1961
	At N.Y. Giants, Nov. 17, 1961
	At Cleveland, Nov. 27, 1938

### Opponent/Game

8.....	Vs. Seattle, Oct. 29, 1995-OT
7.....	Vs. Pittsburgh, Sept. 16, 1979
	At Pittsburgh, Dec. 1, 1968

### Both Teams/Game

14.....	Cardinals 8 at N.Y. Giants 6,
	Sept. 17, 1961
13.....	Cardinals 9 at Wash. 4, Oct. 25, 1976
12.....	Twice, most recently Cardinals 8 at
	Pittsburgh 4, Nov. 26, 1961

### MOST FUMBLES LOST

Season	
27.....	1983
24.....	1976
21.....	1978, 1966, 1962

### Opponent/Season

24.....	1950, 1948
23.....	1995, 1960

### Game

*8.....	At Washington, Oct. 25, 1976
5.....	At San Francisco, Dec. 14, 2009
4.....	Many times, most recently at Seattle,
	Dec. 9, 2012
	*NFL record

### Opponent/Game

5.....	At Philadelphia, Sept. 8, 1991
	At L.A. Rams, Sept. 1, 1991
	At Detroit, Nov. 6, 1949
4.....	Eight times, most recently at
	San Francisco, Sept. 7, 2008

### FEWEST FUMBLES

Season	
15.....	1965
17.....	1943
19.....	1941

### Fewest Fumbles Lost

5.....	1943
7.....	1965
9.....	1974, 2011

## TEAM MISCELLANEOUS RECORDS

### MOST CONSECUTIVE

#### Victories

11.....	1948-49
10.....	1925

#### Season-Opening Victories

7.....	1974, 1922
--------	------------

#### Season-Opening Defeats

10.....	1943
---------	------

#### Shutouts

5.....	1922-23
3.....	1970

### HOME ATTENDANCE

#### Season

516,646.....	2007
512,775.....	2008
508,829.....	+2006
505,143.....	2009
500,097.....	2010
497,330.....	1994
489,455.....	2011
487,125.....	2012
472,937.....	#1988
430,552.....	1998

#### #Inaugural season in Arizona

+First season at University of Phoenix Stadium

#### Game

103,367....	Vs. San Francisco, Oct. 2, 2005*
73,025....	Vs. Dallas, Sept. 19, 1993
72,439....	Vs. Dallas, Nov. 22, 1992
72,394....	Vs. Dallas, Dec. 25, 1995
71,670....	Vs. San Diego, Dec. 27, 1998
71,233....	Vs. Chicago, Oct. 28, 1990
71,023....	Vs. Dallas, Oct. 23, 1994
70,993....	Vs. San Francisco, Sept. 27, 1999
70,763....	Vs. Dallas, Dec. 8, 1996
70,650....	Vs. Philadelphia, Jan 18, 2009
	(NFC Championship Game)
70,060....	Vs. Dallas, Sept. 7, 1997

\* Mexico City, NFL Record

## CARDINALS IN THE PLAYOFFS

Date	Game	Opponent	Result
Dec. 28, 1947	NFL Championship	vs. Philadelphia	W, 28-21
Dec. 19, 1948	NFL Championship	at Philadelphia	L, 0-7
Dec. 21, 1974	NFL Divisional Game	at Minnesota	L, 14-30
Dec. 27, 1975	NFL Divisional Game	at L.A. Rams	L, 23-35
Jan. 8, 1983	1st Round Super Bowl Tournament*	at Green Bay	L, 16-41
Jan. 2, 1999	NFC Wild Card	at Dallas	W, 20-7
Jan. 10, 1999	NFC Divisional Game	at Minnesota	L, 21-41
Jan. 3, 2009	NFC Wild Card	vs. Atlanta	W, 30-24
Jan. 10, 2009	NFC Divisional Game	at Carolina	W, 33-13
Jan. 18, 2009	NFC Championship	vs. Philadelphia	W, 32-25
Feb. 1, 2009	Super Bowl XLIII	vs. Pittsburgh	L, 23-27
Jan. 10, 2010	NFC Wild Card	vs. Green Bay	W, 51-45 (OT)
Jan. 16, 2010	NFC Divisional Game	at New Orleans	L, 14-45

\* As a result of the 1982 Players Strike that reduced the regular season to nine games, the NFL conducted a 16-team Super Bowl Tournament with the top eight teams from each conference

## INDIVIDUAL POSTSEASON RECORDS

### SCORING

#### Total Points

- 18 .... Larry Fitzgerald vs. Philadelphia, Jan. 18, 2009  
Mario Bates at Minnesota, Jan. 10, 1999
- 15 .... Neil Rackers at Carolina, Jan. 10, 2009
- 12 .... Early Doucet vs. Green Bay, Jan. 10, 2010  
Larry Fitzgerald vs. Green Bay, Jan. 10, 2010  
Larry Fitzgerald vs. Pittsburgh, Feb. 1, 2009 (SB XLIII)  
Elmer Angsman vs. Philadelphia, Dec. 28, 1947  
Charley Trippi vs. Philadelphia, Dec. 28, 1947

#### Touchdowns

- 3 .... Larry Fitzgerald vs. Philadelphia, Jan. 18, 2009  
Mario Bates at Minnesota, Jan. 10, 1999
- 2 .... Early Doucet vs. Green Bay, Jan. 10, 2010  
Larry Fitzgerald vs. Green Bay, Jan. 10, 2010  
Larry Fitzgerald vs. Pittsburgh, Feb. 1, 2009 (SB XLIII)  
Elmer Angsman vs. Philadelphia, Dec. 28, 1947  
Charley Trippi vs. Philadelphia, Dec. 28, 1947

#### Field Goals Made

- 4 .... Neil Rackers at Carolina, Jan. 10, 2009
- 2 .... Chris Jacke at Dallas, Jan. 2, 1999

#### Longest Field Goal

- 49 .... Neil Rackers vs. Philadelphia, Jan. 18, 2009  
Neil Rackers at Carolina, Jan. 10, 2009
- 46 .... Chris Jacke at Dallas, Jan. 2, 1999
- 33 .... Neil Rackers at Carolina, Jan. 10, 2009
- 30 .... Neil Rackers at Carolina, Jan. 10, 2009
- 29 .... Jim Bakken at L.A. Rams, Dec. 27, 1976

#### Field Goals Attempted

- 5 .... Neil Rackers at Carolina, Jan. 10, 2009
- 4 .... Neil O'Donoghue at Green Bay, Jan. 8, 1983 (18, 44, 44 blk., 45)

#### Extra Points Att./Made

- 6/6 .... Neil Rackers vs. Green Bay, Jan. 10, 2010
- 4/4 .... Neil Rackers vs. Atlanta, Jan. 3, 2009  
Pat Harder vs. Philadelphia, Dec. 28, 1947

### RUSHING

#### Rushing Yards

- 159 .... Elmer Angsman vs. Philadelphia, Dec. 28, 1947 (10 att.)
- 95 .... Adrian Murrell at Dallas, Jan. 2, 1999 (12 att.)
- 91 .... Beanie Wells vs. Green Bay, Jan. 10, 2010 (14 att.)
- 87 .... Tim Hightower at New Orleans, Jan. 16, 2010 (6 att.)
- 84 .... Charley Trippi vs. Philadelphia, Dec. 28, 1947 (11 att.)

#### Rushing Attempts

- 20 .... Edgerrin James at Carolina, Jan. 10, 2009
- 17 .... Tim Hightower at Carolina, Jan. 10, 2009
- 16 .... Edgerrin James vs. Philadelphia, Jan. 18, 2009  
Edgerrin James vs. Atlanta, Jan. 3, 2009
- 15 .... Adrian Murrell at Minnesota, Jan. 10, 1999
- 14 .... Beanie Wells vs. Green Bay, Jan. 10, 2010
- 12 .... Adrian Murrell at Dallas, Jan. 2, 1999  
Jim Otis at L.A. Rams, Dec. 27, 1975

#### Touchdowns Rushing

- 3 .... Mario Bates at Minnesota, Jan. 10, 1999
- 2 .... Elmer Angsman vs. Philadelphia, Dec. 28, 1947

#### Rushing Average (10 att. min.)

- 15.9 .... Elmer Angsman vs. Philadelphia, Dec. 28, 1947 (10 att.-159 yards)
- 7.9 .... Adrian Murrell at Dallas, Jan. 2, 1999 (12 att.-95 yards)
- 7.6 .... Charley Trippi vs. Philadelphia, Dec. 28, 1947 (11 att.-84 yards)

#### Longest Run

- 74 .... Adrian Murrell at Dallas, Jan. 2, 1999
- 70T .... Tim Hightower at New Orleans, Jan. 16, 2010  
Elmer Angsman vs. Philadelphia, Dec. 28, 1947
- 70 .... Elmer Angsman vs. Philadelphia, Dec. 28, 1947
- 44T .... Charley Trippi vs. Philadelphia, Dec. 28, 1947

### PASSING

#### Passing Yards

- 385 .... Neil Lomax at Green Bay, Jan. 8, 1983 (32 comp.-51 att.)
- 379 .... Kurt Warner vs. Green Bay, Jan. 10, 2010 (29 comp.-33 att.)

- 377 .... Kurt Warner vs. Pittsburgh, Feb. 1, 2009 (31 comp.-43 att.) (SB XLIII)
- 291 .... Jim Hart at L.A. Rams, Dec. 27, 1975 (22 comp.-41 att.)

#### Pass Attempts

- 51 .... Neil Lomax at Green Bay, Jan. 8, 1983 (32 comp.-385 yards)
- 43 .... Kurt Warner vs. Pittsburgh, Feb. 1, 2009 (SB XLIII)
- 41 .... Jake Plummer at Minnesota, Jan. 10, 1999 (23 comp.-242 yards)  
Jim Hart at L.A. Rams, Dec. 27, 1975 (22 comp.-291 yards)

#### Pass Completions

- 32 .... Neil Lomax at Green Bay, Jan. 8, 1983 (51 att.-385 yards)
- 31 .... Kurt Warner vs. Pittsburgh, Feb. 1, 2009 (SB XLIII) (43 att.-377 yards)
- 29 .... Kurt Warner vs. Green Bay, Jan. 10, 2010 (33 att.-379 yards)
- 23 .... Jake Plummer at Minnesota, Jan. 10, 1999 (41 att.-242 yards)
- 22 .... Jim Hart at L.A. Rams, Dec. 27, 1975 (41 att.-291 yards)

#### Touchdown Passes

- 5 .... Kurt Warner vs. Green Bay, Jan. 10, 2010
- 4 .... Kurt Warner vs. Philadelphia, Jan. 18, 2009
- 3 .... Kurt Warner vs. Pittsburgh, Feb. 1, 2009 (SB XLIII)
- 2 .... Kurt Warner at Carolina, Jan. 10, 2009  
Kurt Warner vs. Atlanta, Jan. 3, 2009  
Jake Plummer at Dallas, Jan. 2, 1999  
Neil Lomax at Green Bay, Jan. 8, 1983

#### Passes Had Intercepted

- 3 .... Jim Hart at L.A. Rams, Dec. 27, 1975 (22 comp.-41 att.-291 yds.)

#### Completion Percentage

- 87.9 .... Kurt Warner vs. Green Bay, Jan. 10, 2010 (29 comp.-33 att.-379 yards)
- 75.0 .... Kurt Warner vs. Philadelphia, Jan. 18, 2009 (21 comp.-28 att.-279 yards)
- 72.1 .... Kurt Warner vs. Pittsburgh, Feb. 1, 2009 (31 comp.-43 att.-377 yards) (SB XLIII)

#### Longest Completion

- 71T .... Kurt Warner to Anquan Boldin vs. Atlanta, Jan. 3, 2009
- 64T .... Kurt Warner to Larry Fitzgerald vs. Pittsburgh, Feb. 1, 2009 (SB XLIII)
- 62T .... Kurt Warner to Larry Fitzgerald vs. Philadelphia, Jan. 18, 2009
- 59 .... Jake Plummer to Frank Sanders at Dallas, Jan. 2, 1999



- 42t ...Kurt Warner to Larry Fitzgerald vs. Atlanta, Jan. 3, 2009
- 41... Kurt Warner to Larry Fitzgerald at Carolina, Jan. 10, 2009
- 39... Jake Plummer to Adrian Murrell at Minnesota, Jan. 10, 1999
- 36... Neil Lomax to Stump Mitchell at Green Bay, Jan. 8, 1983

**Most Times Sacked**

- 5... Neil Lomax for 38 yards at Green Bay, Jan. 8, 1983

**RECEIVING****Receptions**

- 9... Larry Fitzgerald vs. Philadelphia, Jan. 18, 2009 (152 yards)
- 8... Early Doucet at New Orleans, Jan. 16, 2010 (68 yards)  
Anquan Boldin vs. Pittsburgh, Feb. 1, 2009 (84 yards) (SB XLIII)  
Larry Fitzgerald at Carolina, Jan. 10, 2009 (166 yards)
- 7... Steve Breaton vs. Green Bay, Jan. 10, 2010 (125 yards)  
Larry Fitzgerald vs. Pittsburgh, Feb. 1 2009 (127 yards) (SB XLIII)  
Roy Green at Green Bay, Jan. 8, 1983 (113 yards)
- 6... Larry Fitzgerald vs. Atlanta, Jan. 3, 2009 (101 yards)  
Rob Moore at Minn., Jan. 10, 1999 (91 yards)  
Larry Centers at Minn., Jan. 10, 1999 (45 yards)  
Earl Thomas at Minn., Dec. 21, 1974 (64 yards)  
Terry Metcalf at L.A. Rams, Dec. 27, 1975 (94 yards)

**Receiving Yards**

- 166.. Larry Fitzgerald at Carolina, Jan. 10, 2009 (8 rec.)
- 152.. Larry Fitzgerald vs. Philadelphia, Jan. 18, 2009 (9 rec.)
- 127.. Larry Fitzgerald vs. Pittsburgh, Feb. 1, 2009 (7 rec.) (SB XLIII)
- 125.. Steve Breaston vs. Green Bay, Jan. 10, 2010 (7 rec.)
- 113.. Roy Green at Green Bay, Jan. 8, 1983 (9 rec.)

**Touchdowns Receiving**

- 3... Larry Fitzgerald vs. Philadelphia, Jan. 18, 2009
- 2... Early Doucet vs. Green Bay, Jan. 10, 2010  
Larry Fitzgerald vs. Green Bay, Jan. 10, 2010  
Larry Fitzgerald vs. Pittsburgh, Feb. 1, 2009 (SB XLIII)

**RUSHING-RECEIVING****Rushing-Receiving Yards**

- 166.. Larry Fitzgerald at Carolina, Jan. 10, 2009 (166 receiving yards)
- 159.. Elmer Angsman vs. Philadelphia, Dec. 28, 1947 (159 rush)

**COMBINATION YARDAGE****Combined Yardage**

- 229... Terry Metcalf at L.A. Rams, Dec. 27, 1975 (27 rush-94 rec.-3 punt ret.-105 KO ret.)

**PUNTING****Most Punts**

- 8... Scott Player at Dallas, Jan. 2, 1999 (37.9 avg.)  
Ray Mallowf vs. Philadelphia, Dec. 28, 1947  
Ray Mallowf at Philadelphia, Dec. 19, 1948
- 7... Hal Roberts at Minnesota, Dec. 21, 1974 (36.4 avg.)

**Punting Average**

- 43.5.. Ben Graham at New Orleans, Jan. 16, 2010 (6 punts)
- 43.5.. Ben Graham at Carolina, Jan. 10, 2009 (4 punts)
- 42.7.. Jeff West at L.A. Rams, Dec. 27, 1975 (6 punts)
- 39.8.. Ben Graham vs. Atlanta, Jan. 3, 2009 (6 punts)
- 37.9.. Scott Player at Dallas, Jan. 2, 1999 (8 punts)
- 37.4.. Ray Mallowf at Philadelphia, Dec. 19, 1948 (8 punts)

**INTERCEPTIONS****Most Interceptions**

- 2.. Aeneas Williams at Dallas, Jan. 2, 1999 (0 yards)  
John Cochran at Philadelphia, Dec. 19, 1948 (20 yards)

**Interception Return Yardage**

- 47.... Antrel Rolle at Carolina, Jan. 10, 2009 (1 int.)  
Aeneas Williams at Minnesota, Jan. 10, 1999 (1 int.)
- 42... Tommy Bennett at Dallas, Jan. 2, 1999 (1 int.)
- 41... Garrard Ramsey vs. Philadelphia, Dec. 28, 1947 (1 int.)

**Longest Interception Return**

- 47.... Antrel Rolle at Carolina, Jan. 10, 2009  
Aeneas Williams at Minnesota, Jan. 10, 1999
- 42.... Tommy Bennett at Dallas, Jan. 2, 1999
- 41.... Garrard Ramsey vs. Philadelphia, Dec. 28, 1947
- 27.... Aaron Francisco vs. Philadelphia, Jan. 18, 2009
- 23.... Jim Burson vs. Green Bay (at Miami+), Jan. 3, 1965

**PUNT RETURNS****Total Punt Returns**

- 3.... Steve Breaston at Carolina, Jan. 10, 2009 (15 yards)  
Eric Metcalf at Dallas, Jan. 2, 1999 (11 yards)  
Terry Metcalf at Minnesota, Dec. 21, 1974 (18 yards)

**Punt Return Yardage**

- 102.. Charley Trippi vs. Philadelphia, Dec. 28, 1947 (2 returns)
- 37.... John Cochran vs. Philadelphia, Dec. 28, 1947 (1 return)
- 36.... Eric Metcalf at Minnesota, Jan. 10, 1999 (1 ret.)

**Fair Catches**

- 2.... Eric Metcalf at Dallas, Jan. 2, 1999

**Longest Punt Return**

- 75t... Charley Trippi vs. Philadelphia, Dec. 28, 1947
- 37.... John Cochran vs. Philadelphia, Dec. 28, 1947
- 36.... Eric Metcalf at Minnesota, Jan. 10, 1999

**Punt Return Average**

- 51.0.. Charley Trippi vs. Philadelphia, Dec. 28, 1947 (2 ret.-102 yards)
- 37.0.. John Cochran vs. Philadelphia, Dec. 28, 1947 (1 ret.-37 yards)
- 36.0.. Eric Metcalf at Minnesota, Jan. 10, 1999 (1 ret.-36 yards)

**KICKOFF RETURNS****Total Kickoff Returns**

- 5.... LaRod Stephens-Howling at New Orleans, Jan. 16, 2010 (139 yards)
- 4.... LaRod Stephens-Howling vs. Green Bay, Jan. 10, 2010 (85 yards)  
J.J. Arrington vs. Pittsburgh, Feb. 1, 2009 (82 yards) (SB XLIII)  
J.J. Arrington vs. Atlanta, Jan. 3, 2009 (74 yards)

- 3.... Eight times, most recently by Eric Metcalf (66 yards) at Minnesota, Jan. 10, 1999

**Kickoff Return Yardage**

- 139... LaRod Stephens-Howling at New Orleans, Jan. 16, 2010 (5 returns)
- 105... Stump Mitchell at Green Bay, Jan. 8, 1983 (3 returns)  
Terry Metcalf at L.A. Rams, Dec. 27, 1975 (3 returns)

**Longest Kickoff Return**

- 67.... Terry Metcalf at L.A. Rams, Dec. 27, 1975
- 46.... Boris Dimancheff vs. Philadelphia, Dec. 28, 1947

**Kickoff Return Average**

- 35.0.. Stump Mitchell at Green Bay, Jan. 8, 1983 (3 returns-105 yards)  
Terry Metcalf at L.A. Rams, Dec. 27, 1975 (3 returns-105 yards)

# TEAM POSTSEASON RECORDS

## SCORING

### Most Points Scored

- 51.... Vs. Green Bay, Jan. 10, 2010 (OT)
- 33.... At Carolina, Jan. 10, 2009
- 32.... Vs. Philadelphia, Jan. 18, 2009
- 30.... Vs. Atlanta, Jan. 3, 2009
- 28.... Vs. Philadelphia, Dec. 28, 1947

### Fewest Points Scored

- 0.... At Philadelphia, Dec. 19, 1948
- 14.... At Minnesota, Dec. 21, 1974
- At New Orleans, Jan. 16, 2010

### Opponent/Most Points Scored

- 45.... At New Orleans, Jan. 16, 2010
- Vs. Green Bay, Jan. 10, 2010 (OT)
- 41.... At Minnesota, Jan. 10, 1999
- At Green Bay, Jan. 8, 1983
- 35.... At L.A. Rams, Dec. 27, 1975

### Opponent/Fewest Points Scored

- 7.... At Dallas, Jan. 2, 1999
- At Philadelphia, Dec. 19, 1948

### Most Decisive Win

- 33-13... At Carolina, Jan. 10, 2009
- 20-7... At Dallas, Jan. 2, 1999
- 32-25... Vs. Philadelphia, Jan. 18, 2009
- 28-21... Vs. Philadelphia, Dec. 28, 1947

### Most Decisive Loss

- 45-14... At New Orleans, Jan. 16, 2010
- 41-16... At Green Bay, Jan. 8, 1983
- 41-21... At Minnesota, Jan. 10, 1999
- 30-14... At Minnesota, Dec. 21, 1974

### Most Points Combined

- \*96... Vs. Green Bay 45, Arizona 51, Jan. 10, 2010 (OT)
- 62... At Minn. 41, Arizona 21, Jan. 10, 1999
- 59.... At New Orleans 45, Arizona 14, Jan. 16, 2010
- 58... At L.A. Rams 35, St. Louis 23, Dec. 27, 1975
- 57.... Vs. Philadelphia 25, Arizona 32, Jan. 18, 2009
- 57.... At G.B. 41, St. Louis 16, Jan. 8, 1983

\*NFL record

## FIRST DOWNS

### Most First Downs

- 300.... Vs. Green Bay, Jan. 10, 2010 (OT)
- 277.... At Green Bay, Jan. 8, 1983
- 23..... Vs. Pittsburgh, Feb. 1, 2009 (SB XLIII)
- At Minnesota, Jan. 10, 1999
- 22.... At L.A. Rams, Dec. 27, 1975

### Opponent/Most First Downs

- 32.... Vs. Green Bay, Jan. 10, 2010 (OT)
- 27.... At New Orleans, Jan. 16, 2010
- 26.... At Minnesota, Jan. 10, 1999
- At L.A. Rams, Dec. 27, 1975
- 22.... Vs. Philadelphia, Jan. 18, 2009
- At Green Bay, Jan. 8, 1983
- Vs. Philadelphia, Dec. 28, 1947

### Most First Downs Rushing

- 8.... At Carolina, Jan. 10, 2009
- At Green Bay, Jan. 8, 1983
- 7.... Vs. Green Bay, Jan. 10, 2010
- At Minnesota, Jan. 10, 1999
- Vs. Philadelphia, Dec. 28, 1947

### Most First Downs Passing

- 21.... Vs. Green Bay, Jan. 10, 2010 (OT)
- 20.... Vs. Pittsburgh, Feb. 1, 2009 (SB XLIII)
- 18.... At Green Bay, Jan. 8, 1983
- 16.... At L.A. Rams, Dec. 27, 1975

### Most First Downs By Penalty

- 5.... At Minnesota, Jan. 10, 1999
- 3.... At Carolina, Jan. 10, 2009

### Opponent/Most First Downs Rushing

- 15.... At Philadelphia, Dec. 19, 1948
- 14.... At L.A. Rams, Dec. 27, 1975

### Opponent/Fewest First Downs Passing

- 17.... Vs. Green Bay, Jan. 10, 2010 (OT)
- 16.... Vs. Philadelphia, Jan. 18, 2009

- 15.... At New Orleans, Jan. 16, 2010
  - 14.... Vs. Atlanta, Jan. 3, 2009
  - 13.... At Minnesota, Jan. 10, 1999
  - At Green Bay, Jan. 8, 1983
  - 12.... Vs. Pittsburgh, Feb. 1, 2009 (SB XLIII)
  - At Dallas, Jan. 2, 1999
  - 11.... At Carolina, Jan. 10, 2009
  - Vs. Philadelphia, Dec. 28, 1947
- ### Opponent/Most First Downs By Penalty
- 6.... Vs. Green Bay, Jan. 10, 2010 (OT)
  - 4.... Vs. Pittsburgh, Feb. 1, 2009 (SB XLIII)
  - Vs. Green Bay, Jan. 3, 1965
  - 3.... At Dallas, Jan. 2, 1999
  - 2.... At Green Bay, Jan. 8, 1983
  - At L.A. Rams, Dec. 27, 1975

## TOTAL YARDS

### Most Net Yards Gained

- 531.... Vs. Green Bay, Jan. 10, 2010
- (156 rush-375 pass) (OT)
- 453.... At Green Bay, Jan. 8, 1983
- (106 rush-347 pass)
- 407.... Vs. Pittsburgh, Feb. 1, 2009
- (33 rush-374 pass) (SB XLIII)
- 369.... Vs. Philadelphia, Jan. 18, 2009
- (102 rush-267 pass)
- 363.... At L.A. Rams, Dec. 27, 1975
- (95 rush-268 pass)

### Opponent/Most Net Yards Gained

- 493.... Vs. Green Bay, Jan. 10, 2010
- (89 rush-404 pass) (OT)
- 454.... Vs. Philadelphia, Jan. 19, 2009
- (97 rush-357 pass)
- 440.... At L.A. Rams, Dec. 27, 1975
- (237 rush-203 pass)
- 418.... At New Orleans, Jan. 16, 2010
- (171 rush-247 pass)

### Both Teams/Game

- 1,024... Vs. Green Bay (493), Arizona (531), Jan. 10, 2010 (OT)
- 823.... Vs. Philadelphia (454), Arizona (369), Jan. 18, 2009

## RUSHING

### Most Rushing Attempts

- 43.... At Carolina, Jan. 10, 2009
- 39.... Vs. Philadelphia, Dec. 29, 1947
- 34.... At Philadelphia, Dec. 19, 1948
- 29.... Vs. Philadelphia, Jan. 18, 2009
- At Dallas, Jan. 2, 1999

### Opponent/Rushing Attempts

- 57.... At Philadelphia, Dec. 19, 1948
- 50.... At L.A. Rams, Dec. 27, 1975
- 42.... At Minnesota, Dec. 21, 1974
- 37.... Vs. Philadelphia, Dec. 28, 1947

### Both Teams/Game

- 91.... At Philadelphia (57), Cardinals (34), Dec. 19, 1948
- 76.... Vs. Philadelphia (37), Cardinals (39), Dec. 29, 1947

### Fewest Rushing Attempts

- 12.... Vs. Pittsburgh, Feb. 1, 2009 (SB XLIII)
- 15.... At New Orleans, Jan. 16, 2010
- 23.... Vs. Green Bay, Jan. 10, 2010 (OT)
- At Minnesota, Jan. 10, 1999
- At Green Bay, Jan. 8, 1983

### Opponent/Fewest Rushing Attempts

- 15.... At Carolina, Jan. 10, 2009
- 18.... Vs. Philadelphia, Jan. 18, 2009
- 20.... Vs. Green Bay, Jan. 10, 2010 (OT)
- At Dallas, Jan. 2, 1999

### Most Yards Rushing

- 282.... Vs. Philadelphia, Dec. 28, 1947
- 156.... Vs. Green Bay, Jan. 10, 2010 (OT)
- 145.... At Carolina, Jan. 10, 2009

- 133.... At Dallas, Jan. 2, 1999
  - 106.... At Green Bay, Jan. 8, 1983
- ### Opponent/Most Yards Rushing
- 237.... At L.A. Rams, Dec. 27, 1975
  - 225.... At Philadelphia, Dec. 19, 1948
  - 197.... At Minnesota, Dec. 21, 1974

### Both Teams/Game

- 342.... Vs. Philadelphia (60), Cardinals (282), Dec. 28, 1947
- 332.... At L.A. Rams (237), Cardinals (95), Dec. 27, 1975
- 321.... At Philadelphia (225), Cardinals (96), Dec. 19, 1948

### Fewest Yards Rushing

- 33.... Vs. Pittsburgh, Feb. 1, 2009 (SB XLIII)
- 74.... At Minnesota, Jan. 10, 1999

### Opponent/Fewest Yards Rushing

- 58.... Vs. Pittsburgh, Feb. 1, 2009 (SB XLIII)
- 60.... Vs. Atlanta, Jan. 3, 2009
- Vs. Philadelphia, Dec. 28, 1947

## PASSING

### Most Net Yards Passing

- 375.... Vs. Green Bay, Jan. 10, 2010 (OT)
- 374.... Vs. Pittsburgh, Feb. 1, 2009 (SB XLIII)
- 347.... At Green Bay, Jan. 8, 1983
- 271.... Vs. Atlanta, Jan. 3, 2009
- 268.... At L.A. Rams, Dec. 27, 1975

### Opponent/Most Net Yards Passing

- 404.... Vs. Green Bay, Jan. 10, 2010 (OT)
- 357.... Vs. Philadelphia, Jan. 18, 2009
- 297.... Vs. Philadelphia, Dec. 28, 1947

### Both Teams/Game

- 779.... Vs. Green Bay (404), Arizona (375), Jan. 10, 2010 (OT)
- 624.... At Philadelphia (357), Arizona (267), Jan. 18, 2009

### Fewest Net Yards Passing

- 35.... At Philadelphia, Dec. 19, 1948
- 54.... Vs. Philadelphia, Dec. 28, 1947

### Opponent/Fewest Yards Passing

- 7.... At Philadelphia, Dec. 19, 1948

### Most Gross Yards Passing

- 385.... At Green Bay, Jan. 8, 1983
- 379.... Vs. Green Bay, Jan. 10, 2010 (OT)
- 377.... Vs. Pittsburgh, Feb. 1, 2009 (SB XLIII)
- 291.... At L.A. Rams, Dec. 27, 1975

### Opponent/Gross Yards Passing

- 423.... Vs. Green Bay, Jan. 10, 2010 (OT)
- 375.... Vs. Philadelphia, Jan. 18, 2009
- 297.... Vs. Philadelphia, Dec. 28, 1947

### Both Teams/Game

- 802.... Vs. Green Bay (423), Arizona (379), Jan. 10, 2010 (OT)

### Fewest Gross Yards Passing

- 35.... At Philadelphia, Dec. 19, 1948 (35 net)
- 54.... Vs. Philadelphia, Dec. 28, 1947 (54 net)

### Opponent/Fewest Gross Passing Yards

- 7.... At Philadelphia, Dec. 19, 1948 (7 net)

### Most Pass Attempts

- 51.... At Green Bay, Jan. 8, 1983 (32 comp.)
- 43.... Vs. Pittsburgh, Feb. 1, 2009 (31 comp.) (SB XLIII)

- 41.... At Minnesota, Jan. 10, 1999 (23 comp.)

### Opponent/Most Pass Attempts

- 49.... At Dallas, Jan. 2, 1999 (22 comp.)
- 47.... Vs. Philadelphia, Jan. 10, 2009 (28 comp.)
- 44.... Vs. Philadelphia, Dec. 28, 1947 (27 comp.)

### Fewest Pass Attempts

- 11.... At Philadelphia, Dec. 19, 1948 (3 comp.)
- 14.... Vs. Philadelphia, Dec. 28, 1947 (3 comp.)

### Opponent/Fewest Pass Attempts

- 12.... At Philadelphia, Dec. 19, 1948 (2 comp.)
- 23.... At L.A. Rams, Dec. 27, 1975 (12 comp.)
- At Minnesota, Dec. 21, 1974 (13 comp.)



## Most Pass Completions

- 32.....Vs. Pittsburgh, Feb. 1, 2009 (43 att.) (SB XLIII)  
At Green Bay, Jan. 8, 1983 (51 att.)
- 29.....Vs. Green Bay, Jan. 10, 2010 (33 att.) (OT)
- 24.....At New Orleans, Jan. 16, 2010 (38 att.)
- 23.....At Minnesota, Jan. 10, 1999 (41 att.)

## Opponent/Most Pass Completions

- 28.....Vs. Green Bay, Jan. 10, 2010 (42 att.) (OT)  
Vs. Philadelphia, Jan. 18, 2009 (47 att.)
- 27.....Vs. Philadelphia, Dec. 28, 1947 (44 att.)
- 26.....Vs. Atlanta, Jan. 3, 2009 (40 att.)

## Both Teams/Game

- 57.....Vs. Green Bay (28), Arizona (29),  
Jan. 10, 2010 (OT)
- 51.....At Green Bay (19), Cardinals (32),  
Jan. 8, 1983

## Fewest Pass Completions

- 3.....At Philadelphia, Dec. 19, 1948 (11 att.)  
Vs. Philadelphia, Dec. 28, 1947 (14 att.)

## Opponent/Fewest Pass Completions

- 2.....At Philadelphia, Dec. 19, 1948 (12 att.)
- 12.....At L.A. Rams, Dec. 27, 1975 (23 att.)

## SACKS

### Most QB Sacks By Cardinals

- 5.....Vs. Green Bay, Jan. 10, 2010 (OT)
- 4.....At Dallas, Jan. 2, 1999
- 3.....Vs. Pittsburgh, Feb. 1, 2009 (SB XLIII)  
Vs. Atlanta, Jan. 3, 2009

### Most QB Sacks By Opponent

- 5.....At Green Bay, Jan. 8, 1983

## INTERCEPTIONS

### Most Pass Int. By Cardinals

- 5.....At Carolina, Jan. 10, 2009  
(72 yards)
- 3.....At Dallas, Jan. 2, 1999  
(42 yards)  
Vs. Philadelphia, Dec. 28, 1947  
(45 yards)

### Most Pass Int. By Opponent

- 3.....At L.A. Rams, Dec. 27, 1975  
(130 yards, 2 TD)  
Vs. Philadelphia, Dec. 28, 1947  
(11 yards)

### Int. Return Yards By Cardinals

- 72.....At Carolina, Jan. 10, 2009  
(5 Int)
- 47.....At Minnesota, Jan. 10, 1999  
(1 Int)
- 45.....Vs. Philadelphia, Dec. 28, 1947  
(3 Int)

### Int. Return Yards By Opponent

- 130...At L.A. Rams, Dec. 27, 1975  
(3 Int, 2 TD)
- 100...Vs. Pittsburgh, Feb. 1, 2009  
(1 Int, TD)

### Opponent/Int. Return For TD

- 2.....At L.A. Rams, Dec. 27, 1975
- 1.....Vs. Pittsburgh, Feb. 1, 2009  
(SB XLIII)

## PENALTIES

### Most Penalties

- 13.....At Minnesota, Jan. 10, 1999
- 11.....Vs. Pittsburgh, Feb. 1, 2009  
(SB XLIII)
- 10.....Vs. Philadelphia, Dec. 28, 1947

### Opponent/Most Penalties

- 9.....At Minnesota, Jan. 10, 1999
- 8.....Vs. Green Bay, Jan. 10, 2010 (OT)

### Fewest Penalties

- 1.....At Minnesota, Dec. 21, 1974
- 3.....At New Orleans, Jan. 16, 2010  
Vs. Philadelphia, Jan. 18, 2009

### Opponent/Fewest Penalties

- 3.....At Philadelphia, Dec. 19, 1948
- 4.....At Minnesota, Dec. 21, 1974

### Most Yards Penalized

- 106....Vs. Pittsburgh, Feb. 1, 2009  
(SB XLIII)
- 97.....Vs. Philadelphia, Dec. 29, 1947
- 78.....At Green Bay, Jan. 8, 1983

### Opponent/Most Yards Penalized

- 76....Vs. Green Bay, Jan. 10, 2010 (OT)
- 64....Vs. Philadelphia, Jan. 18, 2009
- 56....Vs. Pittsburgh, Feb. 1, 2009  
(SB XLIII)

## FUMBLES

### Most Fumbles

- 3.....At New Orleans, Jan. 16, 2010  
(lost 1)  
Vs. Green Bay, Jan. 10, 2010  
(lost 1) (OT)  
At Green Bay, Jan. 8, 1983  
(lost 2)  
At L.A. Rams, Dec. 27, 1975  
(lost 2)  
At Philadelphia, Dec. 19, 1948  
(lost 2)

### Opponent/Most Fumbles

- 5....At L.A. Rams, Dec. 27, 1975  
(lost 3)

### Most Fumbles Lost

- 2....At Green Bay, Jan. 8, 1983  
(3 fumbles)  
At L.A. Rams, Dec. 27, 1975  
(2 fumbles)  
At Philadelphia, Dec. 19, 1948  
(3 fumbles)

### Opponent/Most Fumbles Lost

- 3....At L.A. Rams, Dec. 27, 1975  
(5 fumbles)

### Fumbles Returned For TD

- 1.....Vs. Green Bay, Jan. 10, 2010 (OT)  
Vs. Atlanta, Jan. 3, 2009

## PUNTING

### Most Punts

- 10.....At Green Bay, Jan. 8, 1983
- 8.....At Dallas, Jan. 2, 1999  
At Philadelphia, Dec. 19, 1948  
Vs. Philadelphia, Dec. 29, 1947

## Opponent/Most Punts

- 8.....Vs. Philadelphia, Dec. 28, 1947
- 6.....At Dallas, Jan. 2, 1999

## Both Teams/Game

- 16.....Vs. Philadelphia (8), Cardinals (8),  
Dec. 28, 1947

## Fewest Punts

- 1.....Vs. Green Bay, Jan. 10, 2010 (OT)
- 2.....At Minnesota, Jan. 10, 1999
- 4.....At Carolina, Jan. 10, 2009

## Opponent/Fewest Punts

- 1.....Vs. Green Bay, Jan. 10, 2010 (OT)  
Vs. Philadelphia, Jan. 18, 2009
- 3.....Vs. Pittsburgh, Feb. 1, 2009 (SB XLIII)

## Both Teams/Game

- 2.....Vs. Green Bay (1), Arizona (1),  
Jan. 10, 2010 (OT)

## Highest Average

- 43.5....At New Orleans, Jan. 16, 2010 (6 punts)  
At Carolina, Jan. 10, 2009 (4 punts)
- 42.7....At L.A. Rams, Dec. 27, 1975 (6 punts)

## Opponent/Highest Average

- 58.0....Vs. Philadelphia, Jan. 18, 2009 (1 punt)

## PUNT RETURN

### Most Punt Returns

- 4.....Vs. Philadelphia, Dec. 28, 1947  
(150 yards)
- 3.....At Carolina, Jan. 10, 2009  
(15 yards)  
.....At Dallas, Jan. 2, 1999 (11 yards)

### Opponent/Most Punt Returns

- 4.....Vs. Philadelphia, Dec. 28, 1947  
(10 yards)
- 3....At New Orleans, Jan. 16, 2010  
(109 yards, TD)  
Vs. Atlanta, Jan. 3, 2009 (31 yards)  
At Dallas, Jan. 2, 1999 (52 yards)

### Both Teams/Game

- 8.....Vs. Philadelphia (4), Cardinals (4),  
Dec. 28, 1947

### Most Punt Return Yards

- 150...Vs. Philadelphia, Dec. 28, 1947  
(4 ret.)
- 36....At Minnesota, Jan. 10, 1999 (1 ret.)
- 109...At New Orleans, Jan. 16, 2010  
(3 ret., TD)
- 52....At Dallas, Jan. 2, 1999 (3 ret.)

## KICKOFF RETURNS

### Most Kickoff Returns

- 7.....At L.A. Rams, Dec. 27, 1975  
At Green Bay, Jan. 8, 1983

### Opponent/Most Kickoff Returns

- 7.....At Carolina, Jan. 10, 2009
- 6.....Vs. Green Bay, Jan. 10, 2010 (OT)

### Most Kickoff Return Yards



- 191....At L.A. Rams, Dec. 27, 1975 (7 ret.)
- 178....At Green Bay, Jan. 8, 1983 (7 ret.)
- 139....At New Orleans, Jan. 16, 2010 (5 ret.)



### Opponent/Most Kickoff Return Yards

- 155....At Carolina, Jan. 10, 2009 (7 ret.)
- 125....Vs. Green Bay, Jan. 10, 2010 (6 ret.) (OT)



## PLAYOFF GAME SUMMARIES


**NFC WILD CARD GAME**



**CARDINALS 30, COWBOYS 7**


JANUARY 2, 1999  
 TEXAS STADIUM - (62,969)

Arizona's finest defensive performance of the season rewarded the Cardinals with their first postseason victory in 51 years (28-21 vs. Philadelphia in 1947 NFL Championship game) in their first postseason appearance in 23 years (1975) that came in a non-strike season. The Cardinals defeat the Dallas Cowboys 20-7 at Dallas Stadium, ending not only their playoff drought but their nine-game losing streak on the Cowboys home turf. It was just the second victory over Dallas in the last 17 meetings between the two teams. It was the first home-field loss for the Cowboys since 1983.

The Cardinals defense produced three interceptions, 15 passes defended (six by rookie cornerback Corey Chavous), four sacks, four tackles for a loss, and allowed QB Troy Aikman to complete just 22-of-49 passes for 191 yards. Arizona's defense held the Cowboys offense to just 260 total yards on the day. Outside linebacker Jamir Miller led the defense with 15 total tackles and two sacks while defensive end Andre Wadsworth also collected a pair of sacks. Pro Bowl cornerback Aeneas Williams grabbed two INTs and safety Tommy Bennett recorded one.

It was the defense that turned the tide of the game early. After Arizona jumped up to a 7-0 lead, the Cowboys were poised to tie the game, facing a fourth-and-one situation at Arizona's seven-yard line midway through the second quarter. Cardinals LB Mark Maddox dropped Dallas RB Emmitt Smith for a one-yard loss on the play and Arizona added a 37-yard Chris Jacke FG later in the quarter to give the Cards a 10-0 lead heading into halftime.

RB Adrian Murrell raced 74 yards to the Cowboys three-yard line on the second play of the third quarter, followed by a 3-yard TD pass from Jake Plummer to Larry Centers that gave the Cardinals a 17-0 lead that was never threatened. Another Jacke field goal from 46 yards out capped the scoring for the Cardinals in the fourth quarter. The Arizona defense's shutout bid ended with 3:33 remaining on a six-yard TD pass from Aikman to WR Billy Davis.

	1	2	3	4	OT	F
CARDINALS	7	3	7	3	—	20
COWBOYS	0	0	0	7	—	7

Team	Qtr.	Time	Scoring Play	Score
CARDS	1	2:47	Murrell 12-yard pass from Plummer (Jacke kick)	7-0
CARDS	2	0:19	Jacke 37-yard field goal	10-0
CARDS	3	13:44	Centers 3-yard pass from Plummer (Jacke kick)	17-0
CARDS	4	12:55	Jacke 46-yard field goal	20-0
Cowboys	4	3:33	Davis 6-yard pass from Aikman (Cunningham kick)	20-7

### STATISTICS

	AZ	DAL
First Downs	14	20
Rushes-Yards	29-133	20-96
Net Passing Yards	213	164
Total Net Yards	346	260
Passing (A-C-I)	36-19-2	49-22-3
Sacked by Opp.	0-0	4-27
Punts-Average	8-37.9	6-41.3
Fumbles-Lost	0-0	2-0
Penalties	7-55	5-35
Time of Possession	30:02	29:58

**Weather:** 48 degrees, Wind: N 28 mph

#### RUSHING



**CARDS:** Murrell 12-95; Bates 11-32; Centers 3-5; Plummer 3-1.  
**Cowboys:** Smith 16-74; Williams 3-22; Aikman 1-0.



#### PASSING

**CARDS:** Plummer 19-36, 213 yds, 2 TD, 2 INT.  
**Cowboys:** Aikman 22-49, 191 yds, TD, 3 INT.

#### RECEIVING

**CARDS:** Moore 5-41; Sanders 3-72; Metcalf 3-48; Centers 3-16, TD; Murrell 2-16, TD; Gedney 2-15; McWilliams 1-5.  
**Cowboys:** Jeffers 7-92; Irvin 4-32; Davis 4-25, TD; Bjornson 2-12; Williams 2-6; Smith 1-10; Clay 1-9; Johnston 1-5.


**NFC DIVISIONAL PLAYOFF**



**CARDINALS 21, VIKINGS 41**


JANUARY 10, 1999  
 METRODOME - (63,760)

Arizona's playoff run ended in Minnesota with a 41-21 loss to the high-scoring Vikings who turned three Cardinals turnovers into 17 points.

After the Vikings drove 80 yards in 13 plays in their opening possession to take a 7-0 lead on RB LeRoy Hoard's first rushing TD, interceptions of QB Jake Plummer on the first two possessions of the second quarter quickly turned into 10 points for a 17-0 Vikings advantage by the time the Cardinals had run five offensive plays. Minnesota, fielding the highest scoring offense in NFL history up to that point, registered 416 total net yards (228 passing, 188 rushing), cracking the 400-yard plateau for the ninth time and the 40-point mark for the fifth time. The Vikings also converted eight-of-11 third-down plays.

RBs Hoard and Robert Smith caused the most damage, with the former tallying three TD while the latter accounted for 124 rushing yards. Record setting rookie WR Randy Moss posted the other Minnesota TD. Vikings safety Robert Griffith recorded both INTs for the Vikings. Cardinals Pro Bowl cornerback Aeneas Williams gave the Cardinals, trailing 7-0, early life with an end zone INT and 47-yard return on the first play of the second quarter to thwart a Minnesota drive that reached Arizona's seven-yard line.

Short yardage back Mario Bates scored all three Arizona TDs on one-yard runs to set the team postseason single-game rushing TDs record. Arizona held Minnesota sackless for the second consecutive postseason game and for the third time in four weeks. The Cards were flagged for a season-high 13 penalties. RB Adrian Murrell contributed 15 rushes for 62 yards and three receptions for 52 yards. The Cardinals finished the season with 10 wins for the first time since 1976 (10-4).

	1	2	3	4	OT	F
CARDINALS	0	7	7	7	—	21
VIKINGS	7	17	10	7	—	41

Team	Qtr.	Time	Scoring Play	Score
Vikings	1	7:40	Hoard 1-yard run (Anderson kick)	0-7
Vikings	2	12:45	Glover 15-yard pass from Cunningham (Anderson kick)	0-14
Vikings	2	11:24	Anderson 34-yard field goal	0-17
CARDS	2	7:12	Bates 1-yard run (Jacke kick)	7-17
Vikings	2	0:24	Hoard 16-yard pass from Cunningham (Anderson kick)	7-24
CARDS	3	7:25	Bates 1-yard run (Jacke kick)	14-24
Vikings	3	3:59	Anderson 20-yard field goal	14-27
Vikings	3	1:31	Moss 2-yard pass from Cunningham (Anderson kick)	14-34
CARDS	4	11:45	Bates 1-yard run (Jacke kick)	21-34
Vikings	4	4:33	Hoard 6-yard run (Anderson kick)	21-41

### STATISTICS

	AZ	MIN
First Downs	23	26
Rushes-Yards	23-74	36-188
Net Passing Yards	242	428
Total Net Yards	316	416
Passing (A-C-I)	41-23-2	28-17-1
Sacked by Opp.	0-0	18-18
Punts-Average	2-36.0	1-44.0
Fumbles-Lost	2-1	0-0
Penalties	13-68	9-38
Time of Possession	26:24	33:36

**Weather:** Indoors

#### RUSHING

**CARDS:** Murrell 15-62; Plummer 4-9; Bates 4-3, 3 TD.  
**Vikings:** Smith 19-124; Hoard 11-44, 2 TD; Palmer 2-13; Cunningham 3-6; Evans 1-1.

#### PASSING

**CARDS:** Plummer 23-41, 242 yds, 0 TD, 2 INT.  
**Vikings:** Cunningham 17-27, 236, 3 TD, INT; Palmer 0-1, 0 Yds.

#### RECEIVING

**CARDS:** Moore 6-91; Centers 6-45; Sanders 4-30; Murrell 3-52; Metcalf 2-9; Gedney 1-8; McWilliams 1-7.  
**Vikings:** Carter 5-82; Moss 4-73, TD; Glover 3-22, TD; Palmer 2-29; Smith 2-14; Hoard 1-16, TD.

## NFC WILD CARD GAME

### CARDINALS 30, FALCONS 24

JANUARY 3, 2009  
UNIV. OF PHOENIX STADIUM - (62,848)

Playing their first postseason contest in a decade and first home playoff game since 1947, the Cardinals took on 11-5 Atlanta. The high-powered Falcons entered the game with the league's #2 rusher (RB Michael Turner) and the Offensive Rookie of the Year (QB Matt Ryan). But the Cards defense was sensational, bottling up Turner (42 rushing yards and 2.3 yards/carry were both season lows), harassing Ryan (2 INTs, 1 fumble and 3 sacks), and scoring points on its own with a TD and safety. The offense was also strong as Edgerrin James led a revitalized ground game while Kurt Warner and Larry Fitzgerald made big plays in the passing game. It all added up to a 6-point Arizona win before a raucous sellout crowd.

On the Cards first scoring drive, it was 3 Cardinals touchdowns that perfectly set-up a flea-flicker. James took the hand-off, then flipped it back to Warner who fired 42 yards downfield to Fitzgerald who leapt between two defenders to come down with the ball in the end zone. Early in the 2nd, Atlanta got on the board with a 30-yard Jason Elam FG but the Cards answered quickly. On 3rd-n-9, Warner tossed a short pass to Anquan Boldin who turned upfield and raced 71 yards down the left sideline for the TD. The Falcons would come back. Turner's 7-yard TD run with 2:55 left in the 1st half capped a 14-play, 77-yard drive. On the 3rd play of the next drive, Warner's pass went off the hands of Jerheme Urban and was INT'd by Chevis Jackson at the AZ23, setting up a Ryan TD pass to TE Justin Peelle that made it 17-14 Atlanta at the half.

On the 2nd snap after intermission, DT Darnell Dockett made the game's pivotal play when he blew up a hand-off between Ryan and Turner. FS Antrel Rolle picked the ball out of the air and returned it 27 yards for the go-ahead TD. After the next two Atlanta drives went 3-n-out, the Cards took over at their own 24 with 10:31 to go in the 3rd. Through a mix of run & pass, including a 6-yard Warner scramble on 3rd-n-5, the Cards chewed 7:43 off the clock on a long drive that ended with Tim Hightower's 4-yard TD run. Rookie CB Dominique Rodgers-Cromartie ended the next series with a pick off Ryan. That drive ended with a Ben Graham punt that was downed at the ATL3 and on the next play, Antonio Smith sacked Ryan in the end zone for a safety. The Falcons scored on a 5-yard Roddy White TD pass from Ryan with 4:19 to go to trim it to 6 and AZ then took over at its own 20 with 4:19 to go. Two first downs forced Atlanta to burn all 3 timeouts. Then facing a 3rd-n-16 at the ATL46 with 2:17 left, Warner hit TE Stephen Spach with a 23-yard pass that effectively ended the game.

	1	2	3	4	OT	F
FALCONS	0	17	0	7	—	24
CARDINALS	7	7	14	2	—	30

Team	Qtr.	Time	Scoring Play	Drive	Score
CARDS	1	10:28	Fitzgerald 42-yard pass from Warner (Rackers kick)	4-63, 2:03	0-7
Falcons	1	10:00	Elam 30-yard FG	14-80, 7:31	3-7
CARDS	2	8:58	Boldin 71-yard pass from Warner (Rackers kick)	3-72, 1:02	3-14
Falcons	2	2:55	Turner 7-yard run (Elam kick)	14-77, 6:03	10-14
Falcons	2	0:23	Peelle 2-yard pass from Ryan (Elam kick)	6-23, 1:40	17-14
CARDS	3	14:08	Rolle 27-yard fumble return (Rackers kick)	--	17-21
CARDS	3	2:48	Hightower 4-yard run (Rackers kick)	14-76, 7:43	17-28
CARDS	4	12:37	Ryan sacked in EZ by A. Smith	--	17-30
Falcons	4	4:15	White 5-yard pass from Ryan (Elam kick)	9-58, 3:36	24-30

## STATISTICS

	ATL	AZ
First Downs	20	15
Rushes-Yards	24-60	28-86
Net Passing Yards	190	271
Total Net Yards	250	357
Passing (A-C-I)	40-26-2	32-19-1
Sacked by Opp.	3-9	0-0
Punts-Average	5-42.4	6-39.8
Fumbles-Lost	2-1	0-0
Penalties	6-52	6-47
Time of Possession	29:58	30:02

### Weather: Indoors

#### RUSHING

**CARDS:** Turner 18-42, TD; Norwood 2-12; Ryan 4-6.  
**FALCONS:** James 16-73; Hightower 6-23, TD; Warner 4-0; Arrington 1-(-2).

#### PASSING

**Falcons:** Ryan 26-40, 199 yds, 2 TD, 2 INT.  
**CARDS:** Warner 19-32, 271 yds, 2 TD, 1 INT.

#### RECEIVING

**Falcons:** White 11-84, TD; Jenkins 5-51; Peelle 3-11, TD; Finneran 2-11; Pollard 2-7; Norwood 1-28; Turner 1-7; Douglas 1-0.  
**CARDS:** Fitzgerald 6-101, TD; Spach 3-34; Boldin 2-72, TD; Breaston 2-39; Urban 2-7; James 1-9; Patrick 1-8; T. Smith 1-4; Arrington 1-(-3).

## NFC DIVISIONAL PLAYOFF

### CARDINALS 33, PANTHERS 13

JANUARY 10, 2009  
BANK OF AMERICA STADIUM - (73,695)

In a Divisional Playoff match-up at Carolina, all the numbers were stacked against the Cards. They were 0-5 on the east coast in '08 and were facing the only NFL team that went 8-0 at home. Even before it was known that Pro Bowl WR Anquan Boldin would miss the game with a hamstring injury, few if any gave the Cards a chance against #2 seed Carolina. But when Saturday evening came and the game was played, it was all Arizona. The Panthers produced TDs on their first drive of the game and their last but in between the Cards scored 33 unanswered points. The defense forced 6 Jake Delhomme turnovers (5 INTs and a fumble) and the Cards got 23 of their 33 points off them. WR Larry Fitzgerald was again spectacular, finishing with a team playoff record 166 yards on 8 catches with a TD while the Cards held his Panther all-pro counterpart Steve Smith without a catch until the final minute of the third.

The Panthers took the opening kickoff to midfield and a 31-yard DeAngelo Williams run took it to the 9 before Jonathan Stewart punched it in. Later in the quarter, Fitzgerald's catch-n-run gained 41 on 3rd-n-2 and that led to a 3-yard Tim Hightower TD catch from Kurt Warner that tied it at 7. On the next play from scrimmage, De Antonio Smith stripped Delhomme on a sack and recovered the fumble himself at the CAR13. That led to a 4-yard Edgerrin James run and a 14-7 score. The Panthers moved to the AZ15 on the next drive thanks to a 45-yard pass interference call but CB Dominique Rodgers-Cromartie picked off Delhomme at the goal line. Neil Rackers then extended the lead to 20-7 with FGs on the next two AZ drives. A Gerald Hayes INT halted Carolina's following drive on the first play. It was followed by Fitzgerald's 29-yard catch and pylon dive that made it 27-7 at intermission.

The only points of the 3rd quarter came when Antrel Rolle gathered in a Delhomme pass tipped by Rodgers-Cromartie and WR Steve Smith and returned the INT to the CAR26. That set up Rackers' 33-yard FG that made it 30-7. Arizona then ended the first two Panther drives of the 4th quarter with INTs by Ralph Brown and Rod Hood, respectively. Rackers fourth FG of the game made it 33-7 with 3:10 to go and only an 8-yard TD catch by Smith in the final minute made it 33-13.

	1	2	3	4	OT	F
CARDINALS	14	13	3	3	—	33
PANTHERS	7	0	0	6	—	13

Team	Qtr.	Time	Scoring Play	Drive	Score
Panthers	1	11:56	Stewart 9-yard run (Kasay kick)	5-50, 3:04	0-7
CARDS	1	2:43	Hightower 3-yard pass from Warner (Rackers kick)	6-60, 3:39	7-7
CARDS	1	1:47	James 4-yard run (Rackers kick)	2-13, 0:50	14-7
CARDS	2	10:16	Rackers 49-yard FG	9-49, 4:32	17-7
CARDS	2	5:28	Rackers 30-yard FG	8-49, 3:39	20-7
CARDS	2	3:32	Fitzgerald 29-yard pass from Warner (Rackers kick)	3-44, 1:39	20-7
CARDS	3	4:40	Rackers 32-yard FG	6-11, 3:12	30-7
CARDS	4	3:10	Rackers 20-yard FG	13-48, 7:37	33-7
Panthers	4	0:50	Smith 8-yard pass from Delhomme (pass failed)	10-79, 2:20	33-13

## STATISTICS

	AZ	CAR
First Downs	21	16
Rushes-Yards	43-145	15-75
Net Passing Yards	215	194
Total Net Yards	360	269
Passing (A-C-I)	32-21-1	34-17-5
Sacked by Opp.	1-5	2-11
Punts-Average	4-43.5	4-48.0
Fumbles-Lost	0-0	1-1
Penalties	5-65	6-40
Time of Possession	38:49	20:11

**Weather:** 45 degrees, 60% humidity, Winds SW 10 mph, Cloudy and intermittent rain

#### RUSHING

**CARDS:** Hightower 17-76; James 20-57, TD; Arrington 2-11; Warner 3-1; Smith 1-0.

**Panthers:** Williams 12-63; Stewart 3-12, TD.

#### PASSING

**CARDS:** Warner 21-32, 220 yds, 2 TD, 1 INT.

**Panthers:** Delhomme 17-34, 205 yds, 1 TD, 5 INT.

#### RECEIVING

**CARDS:** Fitzgerald 8-166, TD; Breaston 4-28; Arrington 3-10; Urban 2-5; James 1-9; Castille 1-3; Hightower 1-3, TD; Doucet 1-(-4).  
**Panthers:** Muhammad 5-55; Stewart 3-39; Rosario 3-28; S. Smith 2-43, TD; Jarett 2-27; Hoover 1-7; Williams 1-6.

**NFC CHAMPIONSHIP GAME**

**CARDINALS 32, EAGLES 25**

JANUARY 18, 2009  
UNIV. OF PHOENIX STADIUM - (70,650)

**SUPER BOWL XLIII**

**STEELERS 27, CARDINALS 23**

FEBRUARY 1, 2009  
RAYMOND JAMES STADIUM - (70,774)

In a match-up no one foresaw, the Cardinals hosted the Eagles in the NFC Championship Game with the chance to advance to Super Bowl XLIII. Before an electric sell-out crowd, the Cards jumped out to a 24-6 halftime lead thanks to three Kurt Warner TD passes to Larry Fitzgerald against an Eagles defense that had not allowed a passing TD in 5 games. Philly then scored 19 unanswered points in the late 3rd and early 4th to take a 25-24 lead. The Cards, however, responded with a drive no one will soon forget. It was a 14-play, 72-yard masterpiece that chewed 7:50 off the clock and ended with Warner's game-winning TD pass to RB Tim Hightower. The TD stamped the Cardinals ticket to the Super Bowl that was made possible by another stellar outing from Fitzgerald. The all-pro WR topped 100 yards for the 5th straight game and tied the NFL record with 3 straight in the postseason with a 9-catch, 152-yard, 3-TD performance.

On the game's opening drive, the Cards moved 80 yards in 9 plays and opened the scoring with a 9-yard Warner-Fitzgerald TD connection. Philly came right back with a 45-yard David Akers FG but he missed a 47-yarder on the following drive. That gave Arizona the ball at its own 38 and on the first play the lead grew to 14-3. Warner handed off to J.J. Arrington who ran right, threw it back to Warner who then tossed it deep to Fitzgerald who hauled it in for a 62-yard TD. After another Akers FG, Warner then capped a 73-yard drive with a 1-yard pass to Fitzgerald that made it 21-6 with 3:06 in the 2nd. AZ successful executed a surprise pooch kick and recovery but the officials inadvertently misrouted the ball dead. After a Philly punt, the Cards got the ball back at their own 16 with 1:31 to go and moved into position for a 49-yard Neil Rackers FG.

The Eagles took the lead to 24-19 in the 3rd when consecutive drives ended with Donovan McNabb TD passes to TE Brent Celek (6 and 31 yards). With 10:45 to go, McNabb's deep pass deflected off the hands of CB Dominique Rodgers-Cromartie and into the hands of WR DeSean Jackson for a 62-yard TD that put Philly up 1 when the 2-point try failed. After the score, the Cards took over at their own 28 with 10:39 to go. Six plays into the drive they picked a pivotal 4th-inches decision near midfield. Hightower ran right for 6 yards to tick it up and later put it across the goal-line 8 plays later on a TD catch-n-run on 3rd-n-goal from the 8. Warner on the drive was 5-5 for 56 yards including the game-winning TD pass. He then tossed a 2-point conversion to Ben Patrick to make it 32-25. Philly's ensuing drive reached the AZ47 but on 4th-n-10 from there McNabb's pass fell incomplete and the game was over.

	1	2	3	4	OT	F
EAGLES	3	3	13	6	—	25
CARDINALS	7	17	0	8	—	32

Team	Qtr.	Time	Scoring Play	Drive	Score
CARDS	1	9:20	Fitzgerald 9-yard pass from Warner (Rackers kick)	9-80, 5:40	0-7
Eagles	1	4:43	Akers 45-yard FG	8-33, 4:37	3-7
CARDS	2	13:19	Fitzgerald 62-yard pass from Warner (Rackers kick)	1-62, 0:11	3-14
Eagles	2	9:02	Akers 33-yard FG	7-65, 4:17	6-14
CARDS	2	3:06	Fitzgerald 1-yard pass from Warner (Rackers kick)	9-73, 5:56	6-21
CARDS	2	0:00	Rackers 49-yard FG	9-53, 1:31	6-24
Eagles	3	4:08	Celek 6-yard pass from McNabb (Akers kick)	13-90, 5:59	13-24
Eagles	3	0:49	Celek 31-yard pass from McNabb (kick failed, wr)	6-61, 2:39	19-24
Eagles	4	10:45	Jackson 62-yard pass from McNabb (pass failed)	4-86, 2:15	25-24
CARDS	4	2:53	Hightower 8-yard pass from Warner (Warner-Patrick pass)	14-72, 7:52	25-32

**STATISTICS**

	PHI	AZ
First Downs	22	21
Rushes-Yards	97	102
Net Passing Yards	357	267
Total Net Yards	454	369
Passing (A-C-I)	47-28-1	28-21-0
Sacked by Opp.	2-18	2-12
Punts-Average	1-58.0	5-37.2
Fumbles-Lost	3-2	1-1
Penalties	3-2	3-15
Time of Possession	30:04	29:56

Weather: Indoors

**RUSHING**

Eagles: Westbrook 12-45; McNabb 2-32; Buckhalter 4-21.

CARDS: James 16-73; Hightower 11-33; Arrington 2(-4).

**PASSING**

Eagles: McNabb 28-47, 375 yds, 3 TD, 1 INT.

CARDS: Warner 21-28, 279 yds, 4 TD, 0 INT.

**RECEIVING**

Eagles: Celek 10-82, 2 TD; Jackson 6-92, TD; Curtis 4-122; Westbrook 2-26; Avant 2-23; Baskett 1-14; Buckhalter 1-12; L. Smith 1-5; Lewis 1(-2).

CARDS: Fitzgerald 9-152, 3TD; Boldin 4-34; Pope 2-21; Urban 1-18; Arrington 1-16; James 1-16; Breaston 1-10; Hightower 1-8; Warner 1-4.

Making their first-ever Super Bowl appearance, the Cardinals battled back from a 20-7 4th quarter deficit against the Steelers and took a 23-20 lead with 2:37 remaining. However, Pittsburgh responded with a game-winning drive and earned their 6th title thanks to a TD with 0:33 on the clock. After catching just one pass thru 3 quarters, WR Larry Fitzgerald finished with 7 grabs for 127 yards and 2 TDs. It allowed him to shatter the NFL postseason records and establish new marks with 30 catches, 456 yards, and 7 receiving TDs.

After Arizona won the opening toss and chose to defer, Pittsburgh marched downfield and Ben Roethlisberger appeared to score a 1-yard TD on a 3rd down scramble. However, when the Cards successfully challenged the spot, the Steelers came away just with a JG. After a holding penalty killed the ensuing AZ drive, the Steelers went 79 yards in 11 plays and took a 10-0 lead on a 1-yard Gary Russell run. On the next series a 45-yard catch-and-run by WR Anquan Boldin took it to the 1 and Warner hit TE Ben Patrick with a TD pass from there. The teams then traded punts but just before the 2:00 warning, Roethlisberger's pass was tipped at the line by DT Bryan Robinson and INT'd at the Steeler 34 by LB Karlos Dansby. With 0:18 left the Cards had advanced to the 1 and used their final timeout. What followed was the game's pivotal play. Warner's quick slant to Boldin was pinned at the goal-line by LB James Harrison, who rumbled 100 yards down the right sideline as the half expired. After replay confirmation, the dramatic turn of events had put Pittsburgh up 17-7.

Azizona's opening drive of the 2nd half appeared to end on a Warner fumble but another AZ challenge again reversed the initial call and the drive instead ended on a punt. Pittsburgh then consumed most of the 3rd quarter with a long drive that was aided by several flags from referee Terry McAulay's crew. The 16-play drive ultimately ended in a FG that made it 20-7. With 11:30 to go, the Cards took over their own 13 and went to the no huddle. The drive consisted entirely of 8 Warner completions for 87 yards and ended on a 1-yard Fitzgerald TD grab. After again trading punts, the Steelers took over at their own 1 and on the 2nd play, a holding call in the end zone resulted in a safety that trimmed the Pittsburgh lead to 20-16. Following the free kick, the Cards took over at their own 36 with 2:53 to go. After an incomplete, Warner hit Fitzgerald at midfield and the WRaced down the middle of the field with the go-ahead TD that covered 64 yards in all. The lead would be short-lived. Pittsburgh took over at its own 22 with 2:30 left and a holding penalty on 1st down backed them up to the 12. Two first downs moved them near midfield and a 40-yard completion to game MVP Antonio Holmes took it to the 6. Two plays later, Holmes came down among 3 defenders and tip-toed the sideline with the winning TD on a play that was upheld by replay. A last-chance Cardinal drive reached the Steeler 44 with 0:15 left but then Warner was ruled to have fumbled before passing and the Steelers recovered. The game ended without McAulay looking at the play.

	1	2	3	4	OT	F
STEELERS	3	14	3	7	—	27
CARDINALS	0	7	0	16	—	23

Team	Qtr.	Time	Scoring Play	Drive	Score
Steelers	1	9:45	Reed 18-yard FG	9-71, 5:15	3-0
Steelers	2	14:01	Russell 1-yard run (Reed kick)	11-69, 7:12	10-0
CARDS	2	8:34	Patrick 1-yard pass from Warner (Rackers kick)	9-83, 5:27	10-7
Steelers	2	0:00	Harrison 100-yard INT return (Reed kick)	--	17-7
Steelers	3	2:11	Reed 21-yard FG	16-79, 8:39	20-7
CARDS	4	7:33	Fitzgerald 1-yard pass from Warner (Rackers kick)	8-87, 3:57	20-14
CARDS	4	2:58	Safety - Holding penalty on Hartwig in end zone	--	20-16
CARDS	4	2:37	Fitzgerald 64-yard pass from Warner (Rackers kick)	2-64, 0:21	20-23
Steelers	4	0:35	Holmes 6-yard pass from Roethlisberger (Reed kick)	8-78, 2:02	27-23

**STATISTICS**

	PIT	AZ
First Downs	20	23
Rushes-Yards	25-58	12-33
Net Passing Yards	234	374
Total Net Yards	292	407
Passing (A-C-I)	31-21-1	32-31-3
Sacked by Opp.	3-22	2-3
Punts-Average	3-46.3	5-36.0
Fumbles-Lost	0-0	2-1
Penalties	7-56	11-106
Time of Possession	33:01	26:59

Weather: Mostly cloudy, 66 degrees, humidity 43%, wind ENE 1 mph.

**RUSHING**

Steelers: Parker 19-53; Moore 1-6; Roethlisberger 3-2; Russell 2(-3), TD.

CARDS: James 9-33; Warner 1-0; Hightower 1-0; Arrington 1-0.

**PASSING**

Steelers: Roethlisberger 21-30, 256 yds, 1 TD, 1 INT.

CARDS: Warner 31-43, 377 yds, 3 TD, 1 INT.

**RECEIVING**

Steelers: Holmes 9-131, TD; Miller 5-57; Ward 2-43; Washington 1-11; Davis 1-6; Spaeth 1-6; Moore 1-4;

CARDS: Boldin 8-84; Fitzgerald 7-127, 2 TD; Breaston 6-71; James 4-28; Arrington 2-35; Hightower 2-13; Urban 1-18; Patrick 1-1, TD.

**NFC WILD CARD GAME**

**CARDINALS 51, PACKERS 45 (OT)**

JANUARY 10, 2010  
UNIV. OF PHOENIX STADIUM - (61,926)

It was the highest-scoring playoff game in NFL history and certainly among the greatest ever. The Cards and Packers combined for 96 points, 13 touchdowns and over 1,000 total yards. While the offenses were explosive, it was the AZ defense that came up with the game-winning score on the first series of OT when CB Michael Adams sacked Aaron Rodgers; LB Karlos Dansby snatched the ball midair and returned for a TD. It was one of three huge defensive plays by Dansby. Against the NFL's #2 defense, The Cards jumped out to a 17-0 early lead and led 31-17 early in the 3rd quarter. Green Bay then stormed back behind an inspired effort from Rodgers, tying the game at 38 and again at 45. But while the Packers QB was incredibly good, Arizona's Kurt Warner was even better and cemented his place among the league's greatest postseason passers. He threw for 379 yards and amazingly had more TD passes (5) than incompletions (4). Starting in place of Anquan Boldin (ankle), Steve Breaston had 7 catches for 125 yards and a TD while #3 WR Early Doucet was 6-77-2D.

Green Bay entered the game with an NFL-best +24 turnover ratio but the Cards converted two early Packers miscues. On the game's first snap, Dansby deflected a Rodgers pass that Dominique Rodgers-Cromartie INT'd. After Tim Hightower turned it into a TD, Dansby ended the next GB drive with a forced fumble of Donald Driver that Alan Branch recovered. Doucet cashed in on that takeaway with the first of his 2 TD passes that helped the Cards build a 24-10 lead. A Warner-to-Fitzgerald TD on the opening drive of the 2nd half made it 31-10 but the Pack scored quickly with two Rodgers TD passes and a successful on-side kick in between. A 42-yard Benjie Wells run led to another Fitzgerald TD catch but the Pack answered with a Rodgers scoring pass to James Jones that capped 5 straight TD drives to open the 2nd half. After Arizona's only punt of the day, GB tied it at 38 on a 1-yard run by FB John Kuhn early in the 4th. Warner responded with an 80-yard drive and put the Cards back ahead with a TD pass to Breaston. With 1:52 left though the Pack tied it again on Rodgers' 11-yard TD to Spencer Havner. At the end of regulation, Warner marched the Cards into position to win but Neil Rackers was wide left on a 34-yard FG attempt in the closing seconds. GB won the toss and got the ball first in OT. On the first snap, Rodgers had Greg Jennings open down the middle but overthrown him. Shortly thereafter, they had a 3rd-in-6 play at their own 24 when Adams and Dansby combined on the game-winning play.

	1	2	3	4	OT	F
PACKERS	0	10	14	21	0	45
CARDINALS	17	7	14	7	7	51

Team	Qtr.	Time	Scoring Play	Drive	Score
CARDS	1	11:04	Hightower 1-yard run (Rackers kick)	7-40, 3:38	0-7
CARDS	1	9:16	Doucet 15-yard pass from Warner (Rackers kick)	2-22, 0:48	0-14
CARDS	1	0:34	Rackers 23-yard FG	9-54, 5:20	0-17
Packers	2	6:52	Rodgers 1-yard run (Crosby kick)	6-52, 4:14	7-17
CARDS	2	2:16	Doucet 15-yard pass from Warner (Rackers kick)	8-79, 4:36	7-24
Packers	2	0:00	Crosby 20-yard FG	8-73, 2:16	10-24
CARDS	3	11:15	Fitzgerald 33-yard pass from Warner (Rackers kick)	6-80, 3:45	10-31
Packers	3	7:20	Jennings 6-yard pass from Rodgers (Crosby kick)	10-80, 3:55	17-31
Packers	3	4:07	Nelson 10-yard pass from Rodgers (Crosby kick)	8-57, 3:13	24-31
CARDS	3	2:34	Fitzgerald 11-yard pass from Warner (Rackers kick)	3-73, 1:33	24-38
Packers	4	14:08	J. Jones 30-yard pass from Rodgers (Crosby kick)	8-80, 3:26	31-38
Packers	4	10:57	Kuhn 1-yard run (Crosby kick)	3-67, 0:56	38-38
CARDS	4	4:55	Breaston 17-yard pass from Warner (Rackers kick)	11-80, 6:02	38-45
Packers	4	1:52	Havner 11-yard pass from Rodgers (Crosby kick)	7-71, 3:03	45-45
CARDS	OT	13:42	Dansby 17-yard fumble return	--	45-51

## STATISTICS

	GB	AZ
First Downs	32	30
Rushes-Yards	20-90	23-156
Net Passing Yards	403	375
Total Net Yards	493	531
Passing (A-C-I)	42-28-1	33-29-0
Sacked by Opp.-Yl	5-19	1-4
Punts-Average	1-47.0	1-26.0
Fumbles-Lost	3-2	3-1
Penalties	8-76	9-56
Time of Possession	29:51	31:27

### Weather: Indoors

### RUSHING

**PACKERS:** Grant 11-65; Rodgers 3-13, TD; Jackson 2-6; Green 3-5; Kuhn 1-1, TD.

**CARDS:** Wells 14-91; Breaston 1-28; Hightower 7-19, TD; Stephens-Howling 1-18.

### PASSING

**PACKERS:** Rodgers 28-42, 422 yds, 4 TD, 1 INT.

**CARDS:** Warner 29-33, 379 yds, 5 TD, 0 INT.

### RECEIVING

**PACKERS:** Jennings 8-130, TD; Finley 6-159; Driver 4-43; Jones 3-50, TD; Grant 2-18; Havner 2-16, TD; Nelson 1-10, TD; Jackson 1-(-1); Kuhn 1-(-3).

**CARDS:** Breaston 7-125, TD; Fitzgerald 6-82, 2 TD; Doucet 6-77, 2 TD; Patrick 3-42; Hightower 3-21; Stephens-Howling 3-19; Urban 1-23.

**NFC DIVISIONAL PLAYOFF**

**SAINTS 45, CARDINALS 14**

JANUARY 16, 2010  
LOUISIANA SUPERDOME - (70,149)

Six days after out-dueling the Packers in an explosive Wild Card game, the Cardinals saw their season end in New Orleans against the #1 seeded Saints. RB Tim Hightower raced 70 yards for a TD on the game's first play from scrimmage but after that the Cards faced an uphill battle most of the day. The Saints scored TDs on 5 of their first 6 offensive drives, twice capitalizing on AZ turnovers that gave them short fields. They also took advantage of a depleted Arizona defense that began the game without starting MLB Gerald Hayes (ankle) and in the first quarter lost two more starters - CB Dominique Rodgers-Cromartie (knee) and FS Antrel Rolle (head).

After Hightower's TD run gave the Cards the early lead, the Saints responded with a 10-play, 70-yard drive that ended with Lydell Hamilton's 1-yard run. On the next snap, Kurt Warner hit Jerheme Urban on a 28-yard pass down the middle but Urban fumbled it over to the Saints at the A237. Drew Brees made the Cards pay 4 plays later when he connected with Jeremy Shockey on a 17-yard scoring pass. The next N.O. drive saw the Cards lose Rolle & Rodgers-Cromartie and it ended when Reggie Bush reversed field on a 46-yard TD run that made it 21-7. Arizona then made it a one-score game when Warner led a 9-play, 80-yard drive and Benjie Wells scored from 4 yards out. However, the Saints kept their foot on the accelerator. One play after a 26-yard completion to Marques Colston, Brees connected on a 44-yard flea-flicker to Devery Henderson that made it 28-14. On the 2nd play of the ensuing AZ drive, Warner was INT'd by DE Will Smith at the line of scrimmage and then leveled on the return by a clean block from DE Bobby McCray. When Warner headed to the locker room to have his chest examined, Matt Leinart led the Cards into position for a FG but Neil Rackers missed from 51 yards out as the first half expired.

Warner returned to start the 2nd half but the Cards were never able to cut into the Saints lead. A 43-yard Garrett Hartley FG made it 38-14 and later in the 3rd, Bush's 83-yard punt return TD provided the final dagger.

	1	2	3	4	OT	F
CARDINALS	7	7	0	0	--	14
SAINTS	21	14	10	0	--	45

Team	Qtr.	Time	Scoring Play	Drive	Score
CARDS	1	14:41	Hightower 70-yard run (Rackers kick)	1-70, 0:19	7-0
SAINTS	1	9:17	Hamilton 1-yard run (Hartley kick)	10-72, 5:24	7-7
SAINTS	1	7:02	Shockey 17-yard pass from Brees (Hartley kick)	4-37, 1:58	7-14
SAINTS	1	2:31	Bush 46-yard run (Hartley kick)	5-77, 2:54	7-21
CARDS	2	9:40	Wells 4-yard run (Rackers kick)	9-80, 5:07	14-21
SAINTS	2	6:48	Henderson 44-yard pass from Brees (Hartley kick)	6-83, 2:52	14-28
SAINTS	3	1:10	Colston 2-yard pass from Brees (Hartley kick)	8-27, 4:38	14-35
SAINTS	3	8:26	Hartley 43-yard FG	6-39, 2:10	14-38
SAINTS	3	6:42	Bush 83-yard punt return (Hartley kick)	--	14-45

## STATISTICS

	AZ	NO
First Downs	15	27
Rushes-Yards	15-101	34-171
Net Passing Yards	258	247
Total Net Yards	359	418
Passing (A-C-I)	36-24-1	32-23-0
Sacked by Opp.-Yl	1-8	0-0
Punts-Average	6-43.5	4-42.8
Fumbles-Lost	3-1	0-0
Penalties	3-22	6-44
Time of Possession	23:33	36:27

### Weather: Indoors

### RUSHING

**CARDS:** Hightower 6-87, TD; Wells 5-7, TD; Stephens-Howling 2-4; Wright 1-3; Warner 1-0.

**SAINTS:** Bush 5-84, TD; Thomas 13-52; Hamilton 5-23, TD; Bell 6-11; Meachem 1-4; Thomas 1-0; Brees 3-(-3).

### PASSING

**CARDS:** Warner 17-26, 205 yds, 0 TD, 1 INT; Leinart 7-10, 61 yds, 0 TD, 0 INT.

**SAINTS:** Brees 23-32, 247 yds, 3 TD, 0 INT.

### RECEIVING

**CARDS:** Doucet 8-68; Fitzgerald 6-77; Breaston 4-52; Hightower 3-27; Urban 2-34; Becht 1-8.

**SAINTS:** Colston 6-83, TD; Henderson 4-80, TD; Bush 4-24; Thomas 4-18; Shockey 3-36, TD; Moore 2-6.





# ARIZONA CARDINALS

**HISTORY**





## FRANCHISE HISTORY

The Cardinals were founded in 1898 and in 1920 became a charter member of the National Football League, then known as the American Professional Football Association. The club holds the distinction of being the United States' oldest professional football franchise still in existence.

### THE EARLY DAYS

The team boasts a colorful history. Fans have known the club as the Arizona Cardinals, Phoenix Cardinals, St. Louis Cardinals, Chicago Cardinals, Racine Cardinals, the Normals, and the Morgan Athletic Club.

The franchise began as a neighborhood group that gathered to play football in a predominantly Irish area of Chicago's South Side, playing under the name Morgan Athletic Club. The team later was acquired by Chris O'Brien, a painting and decorating contractor, and soon its playing site changed to nearby Normal Field, prompting the new name Normals.

In 1901, the team gained longstanding identification when O'Brien bought used jerseys from the nearby University of Chicago. The jerseys were faded maroon in color, prompting O'Brien to declare, "That's not maroon, it's Cardinal red!" The club's permanent nickname had been born.



**Early owner Chris O'Brien organized the Cardinals for a third time following World War I.**

The jersey color and the location of the field (61st and Racine) led to a new and obvious name, the Racine Cardinals.

In Chicago at the time, football competition was exclusively amateur, but opposition became increasingly hard to find, so in 1906, the team disbanded.

In 1913, O'Brien reorganized the Cardinals. By 1917 they were able to buy new uniforms and hire a coach, Marshall Smith. That year they lost only two games and were champions of the Chicago Football League.

The war in Europe and a flu epidemic in the United States forced the team to suspend operations again in 1918. Following Armistice Day that officially ended World War I in November of 1918, O'Brien organized the Cardinals for a third time. From that day forward, the Cardinals have been a permanent part of the professional football landscape in America.

The Cardinals and Chicago Bears are the only two of the 11 charter members of the NFL still in existence. The Bears were originally based in Decatur, IL and known as the Decatur Staleys (after their sponsor, the Staley Starch Company). The team moved to Chicago in 1921 and was known as the Chicago Staleys for a year before becoming the Chicago Bears in 1922.



**The colorful history of the Cardinals, a charter member of the National Football League and the oldest continuously run professional football franchise in the nation, began humbly in 1898 as a neighborhood group that gathered to play football as the Morgan Athletic Club in Chicago's South Side.**

## POST WORLD WAR I

Shortly after the Cardinals joined the American Professional Football League in 1920 for the \$100 franchise fee, O'Brien lured great halfback John "Paddy" Driscoll to the Cardinals for \$3,000 a year, a sum considered outlandish at the time. But Driscoll was an authentic superstar, a superior runner, blocker, punter, and possibly the finest drop kicker in the history of football. He would coach the team from 1921–22.

One of Driscoll's young running backs was Ralph Horween, a former star at Harvard, who played under the assumed name of B. McMahon. A Cardinal from 1921–22, Horween scored two rushing touchdowns during his three-year career in the days of leather helmets without face masks, numberless sweater jerseys, and \$40 paychecks.

In 1922, a team from Racine, Wisconsin joined the NFL, prompting the Cardinals to change their name to the Chicago Cardinals. The same year the Cardinals also moved into their new home in Comiskey Park, which they would share with baseball's White Sox for 37 years.

Under new Head Coach Norman Barry, the Cardinals outdistanced a field of 20 teams to win their first NFL championship in 1925 by virtue of the league's best record (the NFL did not begin postseason play until 1933).

A Chicago physician, Dr. David Jones, purchased the team in 1929. In his first year of ownership, he coaxed legendary running back Ernie Nevers out of retirement to become player-coach. Still in his prime, the 26-year-old Nevers scored an NFL-record 40 points on six touchdowns and four extra points in an historic 40–6 victory over the cross-town Chicago Bears on Thanksgiving Day, 1929.

After guiding the Cardinals to a 16–14–3 combined record in three seasons, the legendary Nevers retired as both coach and player in 1932.

Nevers' departure also marked the arrival of a new club owner. Charles W. Bidwill, Sr., a vice president of the Bears, purchased the Cardinals for Jones' asking price of \$50,000. Bidwill divested himself of his Bears' holdings and in 1932, the franchise began a continuous period of family ownership that continues to this day.

The team sorely missed Nevers' magic on the field and the Cardinals endured difficult years in



**Cardinal owner Charles W. Bidwill, Sr. is a member of the Pro Football Hall of Fame.**

the 1930s and early '40s. World War II hit the team heavily. The Cardinals lost their top passer, receiver, and lineman—Johnny Clement, Billy Dewell, and Joe Kuharich, respectively—to military service. In 1944 as a war-time emergency measure, the Cardinals combined with the Pittsburgh Steelers to play as one team. It was called Card-Pitt. Co-coached by the Cardinals' Phil Handler and the Steelers' Walt Kiesling, a former Cardinal guard, the team split its home games between Comiskey Park and Forbes Field in Pittsburgh, failing to win an outing in 10 tries.

Success finally returned following the war. In 1945, the arrival of University of Missouri quarterback Paul Christman trumpeted the team's conversion to the "T" formation. Fullback Pat Harder and halfback Elmer Angsman were added in 1946.

## THE 1947 CHAMPIONSHIP TEAM

The 1947 Cardinals captured the Western Division title and took the NFL championship in a season that was bittersweet for the organization. Owner Charles Bidwill had been the club's leader since taking over as owner in 1933 and helped shepherd the NFL through "The Great Depression." However his death in April of '47, deprived him of witnessing the club's first NFL crown in 22 years.

Still, Bidwill earned credit for fitting the final crucial piece into place to complete the Cardinals' famed "Million-Dollar Backfield." It was his unprecedented signing of University of Georgia All-America running back Charley Trippi, for the then-unheard of sum of \$100,000 that finally put the Cardinals over the top.

Several key Cardinals were already in place for the championship run. In 1945, the organi-



zation drafted Paul Christman, a talented passer from Missouri, before adding Wisconsin fullback Pat Harder, Elmer Angsman of Notre Dame, and end/defensive back Mal Kutner from Texas in '46. Another great end, Bill Dewell, had returned from military service for the '45 season. The staple of Conzelman's ensemble was a relic from the late '30s, versatile Marshall "Biggie" Goldberg, an intuitive defensive back who was the first real free safety in pro football and the "dean" of the "Million-Dollar Backfield." Also a running back, Goldberg had enjoyed many productive days offensively, too, but they were mostly behind him when Conzelman began his second reign as the Cards' head man in '46.

Chicago started quickly in 1947 by winning its first three outings, including a 31-7 trouncing of the hated cross-town rival Bears. In week four, the Cardinals headed to Los Angeles to face the Rams. There they incurred their first loss of the season, 27-7 and afterwards tragically lost rookie punter Jeff Burkett. He missed the game as well as the flight back to Chicago because of an emergency appendectomy. After several days recuperating, the United Airlines DC-6 taking him home crashed in Bryce Canyon, Utah, killing the young star who was the NFL's leading punter at the time of the tragedy.

Under that pall, the Cardinals climbed to 7-3 but were in the throes of a two-game losing streak heading to Philadelphia on December 7 for a critical game against the Eagles. Trailing 7-3 at the half, Chicago exploded for six second-half touchdowns, including two by Trippi, and held the powerful Steve Van Buren to just 44 yards rushing to grab a crucial 45-21 road win.

The victory deadlocked the Cards with the Bears, who stood as the only remaining obstacle between the Cardinals and their first Western Division crown. A showdown loomed for the regular season finale the following Sunday at hostile Wrigley Field on Chicago's North Side.

The biggest play of the game came on the first snap. Conzelman designed a pass play that would isolate Bears' linebacker Mike Holovak one-on-one with speedster Boris "Babe" Dimancheff. Because his wife was expecting, Dimancheff missed the entire week of practice and did not rejoin the team until the day before the game. Despite never running it in advance, the play worked to perfection as Dimancheff raced down the center of the field and caught Christman's perfect pass in stride for a TD. The Cardinals also intercepted four passes off legendary Bear quarterback Sid Luckman, converting two into touchdowns en route to a 30-21 win. The Western Division crown now in hand, the Cardinals prepared to play host to the league championship game a fortnight later (12/28/47) against Eastern Division powerhouse Philadelphia.


At a bitterly cold Comiskey Park, pre-kickoff controversy raged when it was discovered the Eagles attempted to get better griping on the concrete-like playing surface by sharpening and filing their cleats. A succession of penalties opened the game, infuriating Philadelphia Head Coach Earle "Greasy" Neale. Meanwhile the Cardinals quietly had slipped into tennis shoes for the frigid affair.

The game was defined by Chicago's quick-openers, producing three long scoring runs from scrimmage—two 70-yarders by Angsman and a 44-yarder by Trippi. In the third quarter, Trippi



**The 1947 Cardinals won the NFL Championship with a 10-3 overall record. They defeated the Philadelphia Eagles 28-21 at Chicago's Comiskey Park in the NFL's 15th title contest.**





**Marshall Goldberg sealed the 1947 championship game victory with a fourth quarter interception.**

circled under a high Joe Muha punt, taking it on his own 25-yard line before racing 75 yards for a touchdown, getting hit three times along the way. Angsman's thrilling fourth-quarter duplication of his second-period 70-yard touchdown strike enabled him to break the NFL championship game record for rushing yards with 159. But Philadelphia fought evenly throughout with one-eyed quarterback Tommy Thompson setting two playoff records on 27-of-44 passing for 297 yards. The Cardinals' 28–21 victory, however, wasn't secured until Goldberg's late-game interception.

## ON TO ST. LOUIS

Following her husband's passing in April of 1947, Violet Bidwill assumed control of the franchise for the next 15 years, a span that included a second consecutive Western Division championship and appearance in the 1948 NFL championship game, a 7–0 loss at Philadelphia, and the transfer of the team from Chicago to St. Louis in 1960.

Upon Mrs. Bidwill's death in January of 1962, team control moved to sons Charles W. Bidwill, Jr. and William V. Bidwill. In 1972, the latter and his family gained sole ownership with William becoming managing general partner. On July 1, 1976, incorporation of the company was accomplished with Bidwill continuing as chief executive officer.

After 14 years in the city, the Cardinals brought their first division title to St. Louis in 1974. The Big Red captured the NFC Eastern Division flag under Head Coach Don Coryell and advanced to the playoffs with a 10–4 regular season record. The Cardinals lost to the Minnesota Vikings, 30–14, in their first playoff appearance since 1948. Again in 1975, Coryell provided St. Louis a division crown but another playoff loss, this time to the Rams in Los Angeles, 35–23, ended the Cards' postseason dream in their first outing.

The Cardinals next appeared in the playoffs in 1982 when Head Coach Jim Hanifan's club lost a first-round game at Green Bay, 41–16. In 1984, an offensively explosive St. Louis team narrowly missed the playoffs—and the NFC Eastern Division title—with a 9–7 record. However, the Cardinals stumbled to a 5–11 mark in 1985, prompting Hanifan's dismissal and the hiring of long-time Dallas Cowboy assistant Gene Stallings as the team's new head coach.

## ARIZONA

After 28 years in St. Louis, the Cardinals relocated to Arizona in the spring of 1988 and made Sun Devil Stadium on the campus of Arizona State University their new home.

Their first season in the Valley of the Sun began optimistically when the team raced to a 7–4 record and a share of the NFC Eastern Division lead. But untimely injuries struck and a five-game losing streak ensued to finish the year, dashing hopes of the club's first postseason berth since 1982.

The Cardinals' new home provided club single-game (67,139 vs. Dallas in the Arizona inaugural game) and single-season (472,937) attendance records (since broken) in the team's first autumn in Arizona. All the Cardinals' franchise attendance records have been established since moving to the desert. The record-setting inaugural season attendance total was eclipsed in 1994 when 497,330 fans, or 62,166 per game, spun the Sun Devil Stadium turnstiles. All of those attendance marks, however, have been eclipsed since the team moved into University of Phoenix Stadium.

On March 17, 1994, Bidwill announced his intention to change the name of the team to the Arizona Cardinals and it was adopted unanimously by vote of NFL owners the following week.

The 1995 season marked another milestone when the Cardinals served as host team for Super Bowl XXX at Sun Devil Stadium on January 28, 1996.

The 1998 Arizona squad ended the franchise's 15-year playoff drought. Under head coach Vince Tobin and led by former ASU quarterback Jake Plummer, the '98 Cardinals earned a Wild Card berth by winning their last three games in dramatic fashion and each by a field goal or less – a 20–17 overtime win at Philadelphia, a 19–17 home win vs. New Orleans, and a playoff-clinching 16–13 home win over San Diego. The final game ended



when Chris Jacke nailed a 52-yard field goal as time expired to win the game before a sold-out crowd at Sun Devil Stadium. The next week saw the team notch its first postseason victory since 1947 with a 20-7 win over the Cowboys at Texas Stadium. The thrilling ride ended with a 41-21 loss at Minnesota in the divisional playoffs the next week.

The 2000 season proved pivotal to the Cardinals' franchise. On Election Day, November 7, 2000, voters in Maricopa County passed Proposition 302, the Tourism and Sports Initiative, to help fund a new stadium for the Cardinals, Fiesta Bowl, and future Super Bowls, in addition to providing revenue for Cactus League spring training baseball, tourism, and youth recreation. The 454,785 "yes" votes spelled a plurality of 33,123 votes (51.89 percent).

The attention of the sports world and beyond turned to Arizona safety Pat Tillman in 2002 when he quietly and nobly walked away from a lucrative career in pro football to enlist in the Army. Moved to action by the events of 9/11, Tillman joined the elite Army Rangers and in April of 2004 was killed while serving in Afghanistan. His jersey number 40 became the fifth in team history to be retired.

In 2005, the Cardinals made NFL history by participating in the NFL's first-ever regular season game played outside the United States. On October 2nd, the Cards defeated the 49ers 31-14 before a record crowd of 103,467 in Mexico City's Estadio Azteca, the largest crowd ever to see an NFL regular season game.

The 2006 season marked the team's first at University of Phoenix Stadium, recognized by

BusinessWeek as one of the 10 most impressive sports facilities in the world. Since then, the world-class venue has attracted record crowds for the franchise and has allowed the team to sell-out every game played in the venue. On February 3, 2008, the stadium hosted Super Bowl XLII between the New York Giants and the New England Patriots.

The 2008 Cardinals turned in perhaps the most memorable season in franchise history, one that ended with the team's first-ever Super Bowl appearance. Arizona qualified for the postseason by clinching its first division title since 1975 and first-ever NFC West crown with a perfect 6-0 divisional record. As the division champs, the Cardinals hosted their first playoff game since 1947 and defeated Atlanta 30-24 in the Wild Card round. Arizona then traveled to Carolina where they faced the heavily favored Panthers but came away with a stunning 33-13 victory. The Cards returned home the following week to host the Philadelphia Eagles in the NFC Championship game and won their first-ever NFC title by defeating the Eagles 32-25. The victory also secured a date with Pittsburgh in Super Bowl XLIII from Tampa. Before what was then the largest audience in US television history, the Cardinals fell to the Steelers 27-23. Down 20-7 entering the fourth quarter, Arizona made the biggest comeback in Super Bowl history, with a 64-yard TD pass from Kurt Warner to Larry Fitzgerald giving the Cards a 23-20 lead with under 3:00 remaining. Pittsburgh responded with a 78-yard drive that ended with Santonio Holmes' tip-toe TD reception and the game's deciding score in one of the most exciting Super Bowls ever played.



**The Cardinals made their first-ever Super Bowl appearance when they met the Pittsburgh Steelers in Super Bowl XLIII.**



## ALL-TIME ALPHABETICAL ROSTER

### A

Abdullah, Hamza (S), Washington State.....	2009-11
Acho, Sam (LB), Texas.....	2011-
Acker, Bill (DT), Texas.....	1980-81
Adams, Henry (C), Pittsburgh.....	1939
Adams, Michael (CB), Louisiana-Lafayette.....	2007-12
Adams, Michael (CB), Arkansas State.....	1989
Agee, Sam (B), Vanderbilt.....	1938-39
Ahrens, Dave (LB), Wisconsin.....	1981-84
Albert, Sergio (K), U.S. International.....	1974
Albrecht, Art (T), Wisconsin.....	1943
Aldrich, K (C), Texas Christian.....	1939-40, '43
Aldridge, Melvin (S), Murray State.....	1995
Alexander, Brent (DB), Tennessee State.....	1994-97
Alford, Mike (C), Auburn.....	1965
Allen, Carl (DB), Southern Mississippi.....	1977-82
Allen, Ed (E), Creighton.....	1928
Allen, Ian (T), Purdue.....	2005
Allen, Jeff (DB), Iowa State.....	1971
Allerman, Kurt (LB), Penn State.....	1977-80, '82-84
Allison, Henry (T), San Diego State.....	1975-77
Allton, Joe (T), Oklahoma.....	1942, '44
Alvord, Steve (DT), Washington.....	1987-88
Anderson, Charley (E), Louisiana Tech.....	1956
Anderson, Cliff (E), Indiana.....	1952-53
Anderson, Damien (RB), Northwestern.....	2002-05
Anderson, Derek (QB), Oregon State.....	2010
Anderson, Donny (RB), Texas Tech.....	1972-74
Anderson, Ed (E), Notre Dame.....	1922-25
Anderson, Otis (RB), Miami (Fla.).....	1979-86
Anderson, Ronnie (WR), Allegheny College (Pa.).....	1998
Anderson, Stevie (WR), Grambling State.....	1995-96
Anderson, Tazwell (E), Georgia Tech.....	1961-64
Anderson, Warren (WR), West Virginia State.....	1978
Andros, Plato (G), Oklahoma.....	1947-50
Angle, Bob (B), Iowa State.....	1950
Angsman, Elmer (B), Notre Dame.....	1946-52
Apolskis, Ray (T), Marquette.....	1941-42, 45-50
Arapostathis, Evan (P/K), Eastern Illinois.....	1986
Arms, Lloyd (G), Oklahoma A&M.....	1946-48
Arneson, Mark (LB), Arizona.....	1972-80
Arrington, J.J. (RB), California.....	2005-08
Arterburn, Elmer (B), Texas Tech.....	1954
Ashton, Josh (RB), Tulsa.....	1975
Atkins, Robert (DB), Grambling.....	1968-69
Atkinson, Jess (K), Maryland.....	1985
Auer, Howard (T), Michigan.....	1933
Audick, Dan (G), Hawaii.....	1977, '83
Austin, Kent (QB), Mississippi.....	1986
Awalt, Robert (TE), San Diego State.....	1987-89
Ayanbadejo, Obafemi (FB), San Diego State.....	2004-06

### B

Babartsky, Al (T), Fordham.....	1938-39, '41-42
Badaczewski, John (G), Western Reserve.....	1948
Badger, Brad (T), Stanford.....	2007
Bagdon, Ed (G), Michigan State.....	1950-51
Bailey, Claron "Monk" (DB), Utah.....	1964-65
Bailey, Johnny (RB/KR), Texas A&I.....	1992-93
Bailey, Rodney (DE), Ohio State.....	2007
Baker, Al (DE), Colorado State.....	1983-86
Baker, Charles (LB), New Mexico.....	1980-87
Baker, Conway (T), Centenary.....	1936-43, '45
Baker, Mel (WR), Texas Southern.....	1976
Baker, Roy (B), Southern California.....	1929-30
Baker, Tony (RB), East Carolina.....	1989
Bakken, Jim (K), Wisconsin.....	1962-78
Balasz, Frank (B), Iowa.....	1941, '45
Banks, Jason (DE), Grambling.....	2009
Banks, Tom (C), Auburn.....	1971-80
Banks, Mike (TE), Iowa State.....	2002-03
Bankston, Michael (DL), Sam Houston State.....	1992-97
Banonis, Vince (C), Detroit.....	1942, 46-50
Barber, Mike (WR), Marshall.....	1989
Barefield, John (LB), Texas A&I.....	1978-80
Barnes, Lawrence (RB), Tennessee State.....	1978
Barnes, Mike (DB), Texas-Arlington.....	1967-68
Barnes, Pete (LB), Southern.....	1973-75
Barni, Roy (B), San Francisco.....	1952-53
Barr, Mike (P), Rutgers.....	2007
Barrett, David (CB), Arkansas.....	2000-03
Barrie, Sebastian (DT), Liberty.....	1994
Barry, Norm (B), Notre Dame.....	1921
Barry, Paul (B), Tulsa.....	1954
Bartel, Richard (QB), Tarleton State.....	2010-11
Bates, Mario (RB), Arizona.....	1998-99
Bates, Theodore (LB), Oregon State.....	1960-62
Batiste, D'Anthony (T), Louisiana-Lafayette.....	2010-12

Baty, Greg (TE), Stanford.....	1988
Bausch, Jim (B), Kansas.....	1933
Bavaro, David (LB), Syracuse.....	1990
Baxley, Rob (T), Iowa.....	1992-93
Baxter, Jarrod (FB), New Mexico.....	2005
Bayless, Martin (DB), Bowling Green.....	1984
Baynham, Craig (RB), Georgia Tech.....	1972
Beach, Pat (TE), Washington.....	1993
Beal, Norm (DB), Missouri.....	1962
Beathard, Pete (QB), Southern California.....	1970-71
Beatty, Chuck (DB), North Texas State.....	1972
Beauchamp, Al (LB), Southern.....	1976
Becht, Anthony (TE), West Virginia.....	2009
Beckman, Tom (DE), Michigan.....	1972
Bedford, Vance (CB), Texas.....	1982
Beinor, Ed (E), Notre Dame.....	1940-41
Beisel, Monty (LB), Kansas State.....	2006-08, '09
Belden, Charles (B), None.....	1929-31
Bell, Anthony (LB), Michigan State.....	1986-90
Bell, Bob (DE), Cincinnati.....	1974-78
Bell, Gordon (RB), Michigan.....	1978-79
Bell, Marcus (DT), Memphis.....	2001-03
Bell, Mark (WR), Colorado State.....	1981
Belton, Willie (RB), Maryland State.....	1973-74
Bennett, Charles (B), None.....	1933
Bennett, Tommy (S), UCLA.....	1996-2000
Bergen, Adam (TE), Lehigh.....	2005-06
Berger, Mitch (P), Colorado.....	2007
Bergerson, Gil (T), Oregon State.....	1933
Bergold, Scott (DT), Wisconsin.....	1985-86
Bernardi, Frank (B), Colorado.....	1955-57
Berquist, Jay (G), Nebraska.....	1927
Berry, Bertrand (DE), Notre Dame.....	2004-09
Berry, Gil (B), Illinois.....	1935
Bertagnoli, Libero (G), Washington (Mo.).....	1942, 45
Bessillieu, Don (S), Georgia Tech.....	1982
Bethel, Justin (S), Presbyterian.....	2012
Beuerlein, Steve (QB), Notre Dame.....	1993-94
Bienemann, Troy (TE), Washington State.....	2007
Biernans, Tom (E), Drake.....	1951-56
Bilbo, Jon (T), Mississippi.....	1938-39
Bird, Steve (WR), Eastern Kentucky.....	1983-84
Birdsong, Carl (P), Southwestern Oklahoma State.....	1981-85
Birlem, Keith (B), San Jose State.....	1939
Black, Tim (LB), Baylor.....	1977
Blackburn, Bill (C), Rice.....	1946-50
Blackstock, Darryl (LB), Virginia.....	2005-07
Blackwell, Hal (B), South Carolina.....	1945
Blair, Stanley (CB), Southeastern Oklahoma State.....	1990
Blake, Jeff (QB), East Carolina.....	2003
Blanchard, Cary (K), Oklahoma State.....	2000-01
Blazine, Tony (T), Illinois Wesleyan.....	1935-40
Bliss, Homer (G), Washington & Jefferson.....	1928
Blount, Eric (RB/KR), North Carolina.....	1992-93
Blumenthal, Morris (B), Northwestern.....	1925
Blumer, Herb (E), Missouri.....	1925-30, '33
Bock, Wayne (T), Illinois.....	1957
Bogue, George (B), Stanford.....	1930
Bohlmann, Frank (G), Marquette.....	1942
Bohm, Ron (DT), Illinois.....	1987
Bojovic, Novo (K), Central Michigan.....	1985
Boldin, Anquan (WR), Florida State.....	2003-09
Bollinger, Brian (G), North Carolina.....	1994
Bonelli, Ernie (B), Pittsburgh.....	1945
Bonner, Sherrick (DB), California State-Northridge.....	1999
Booth, Clarence (T), Southern Methodist.....	1943
Booty, John (DB), Texas Christian.....	2003
Borum, Jarvis (T), North Carolina State.....	1991-92
Boso, Cap (TE), Illinois.....	1986
Bostic, Joe (T), Clemson.....	1979-89
Boston, David (WR), Ohio State.....	1999-02
Bouie, Kevin (RB), Mississippi State.....	1997
Bova, Tony (E), St. Francis.....	1944
Bowers, Andy (DE), Utah.....	2001-02
Bowyer, Garland (LB), Grambling State.....	1962-63
Boyd, Bill (B), Westminster (Mo.).....	1930-31
Boyd, Shane (QB), Kentucky.....	2006
Boydston, Max (E), Oklahoma.....	1955-58
Braden, Dave (G), Marquette.....	1945
Bradford, Ronnie (CB), Colorado.....	1996
Bradley, Bill (DB), Texas.....	1977
Bradley, Dave (G), Penn State.....	1972
Bradley, Hal (E), Elon.....	1938-39
Bradley, Hal (G), Iowa.....	1928
Bradley, Melvin (LB), Arkansas.....	1999
Bradley, Stewart (LB), Nebraska.....	2011-12
Braham, Rich (G/T), West Virginia.....	1994
Braham, Tom (C), Oklahoma.....	1973-81
Braidwood, Charles (E), Tennessee-Chattanooga.....	1932

Branch, Alan (DT), Michigan.....	2007-10
Braxton, David (LB), Wake Forest.....	1990-93
Breaston, Steve (WR/PR), Michigan.....	2007-10
Bredde, Bill (B), Oklahoma A&M.....	1954
Brennan, Mike (G), Notre Dame.....	1991
Brennan, Willis (T), None.....	1920-27
Brett, Ed (E), Washington State.....	1936
Brettschneider, Carl (LB), Iowa State.....	1956-59
Bridges, Jeremy (T), Southern Mississippi.....	2004-05, 09-12
Brim, Michael (CB), Virginia Union.....	1988
Britton, Earl (B), Illinois.....	1929
Brock, Fred (WR), Southern Mississippi.....	1997-98
Bronson, John (TE/FB), Penn State.....	2005-2006
Brooks, Carlos (DB), Bowling Green.....	1995
Brooks, Ethan (T), Williams (Mass.).....	2000
Brooks, Jonathan (LB), Clemson.....	1980
Brooks, Leo (DE), Texas.....	1973-76
Brosky, Al (B), Illinois.....	1954
Broughton, Nehemiah (FB), The Citadel.....	2010
Brown, Chadrick (DE), Mississippi.....	1993-95
Brown, Chuck (G/G), Houston.....	1979-80
Brown, Cody (LB), Connecticut.....	2009
Brown, Dave (QB), Duke.....	1998-2001
Brown, Derek (TE), Notre Dame.....	1999-00
Brown, Elton (G), Virginia.....	2005-08
Brown, Hardy (LB), Tulsa.....	1956
Brown, Ivory Lee (RB), Arkansas-Pine Bluff.....	1991-92
Brown, J.B. (DB), Maryland.....	1998
Brown, Lance (DB), Indiana.....	1995-96
Brown, Levi (T), Penn State.....	2007
Brown, Lomas (T), Florida.....	1996-98
Brown, Milford (G), Florida State.....	2006
Brown, Ralph (CB), Nebraska.....	2007-09
Brown, Ray (T), Arkansas State.....	1986-88
Brown, Robert (TE), Alcorn A&M.....	1969-70
Brown, Rod (FB), North Carolina State.....	1997-98
Brown, Ron (WR) Colorado.....	1987
Brown, Rush (DT), Ball State.....	1980-83
Brown, Terry (DB), Oklahoma State.....	1969-70
Brown, Theotis (RB), UCLA.....	1979-81
Brubaker, Dick (E), Ohio State.....	1955, '57
Bruckner, Les (B), Michigan State.....	1945
Brumm, Don (DE), Purdue.....	1963-69, '72
Brunner, Scott (QB), Delaware.....	1985
Bryan, Jon (B), Chicago.....	1922
Bryant, Charlie (RB), Allen (S.C.).....	1966-67
Bryant, Chuck (E), Ohio State.....	1962
Bryant, Wendell (DT), Wisconsin.....	2002-04
Buck, Mike (QB), Maine.....	1995
Buckeye, Garland (T), None.....	1920-24
Bucklin, Tom (B), Idaho.....	1927
Buckzkowski, Bob (DT), Pittsburgh.....	1989
Bukant, Joe (B), Washington (Mo.).....	1942-43
Bulger, Chet (T), Auburn.....	1942-43, 45-49
Bulman, Tim (DT), Boston College.....	2005
Burch, John (RB), Tennessee-Martin.....	1989
Burke, Anthony (DT), Minnesota.....	1987
Burke, Thomas (DE), Wisconsin.....	1999-02
Burkett, Jeff (E), Louisiana State.....	1947
Burl, Alex (B), Colorado A&M.....	1956
Burnett, Ray (B), None.....	1938
Burnett, Victor (DE), Fresno State.....	1987
Burns, Leon (RB), California State-Long Beach.....	1972
Burnstein, Brent (DT), Arizona State.....	1997
Burson, Jim (DB), Auburn.....	1963-67
Burton, Ron (LB), North Carolina.....	1989
Bush, Steve (TE), Arizona State.....	2001-03
Busler, Ray (T), Marquette.....	1940-41, 45
Busse, Ellis (B), Chicago.....	1929
Butler, Crezdon (CB), Clemson.....	2011-12
Butler, Jim (RB), Edward Waters (Fla.).....	1972
Butler, John (B), Tennessee.....	1944
Butler, Kevin (K), Georgia.....	1996-97
Butts, Ed (B), Chico State.....	1929
Butz, Dave (DE), Purdue.....	1973-74
Byrd, Dominique (TE), USC.....	2009
Byrd, LaRon (WR), Miami (Fla.).....	2012-

<b>C</b>	
Cahill, Ron (B), Holy Cross.....	1943
Cain, Jim (E), Alabama.....	1949
Cain, J.V. (WR/TE), Colorado.....	1974-77
Caldwell, Mike (LB), Middle Tennessee State.....	1997
Camarillo, Rich (P), Washington.....	1989-93
Campana, Al (B), Youngstown State.....	1953
Campbell, Bill (G), Oklahoma.....	1945-49
Campbell, Calais (DE), Miami (FL).....	2008-
Campbell, Mark (DT), Florida.....	1997
Cantor, Leo (B), UCLA.....	1945
Cantu, Rolando (G), ITESM Monterrey.....	2005-06

Carey, Joe (G), None.....	1920
Carlson, Hal (G), DePaul.....	1937
Carpenter, Chad (WR), Washington State.....	1997-99
Carpenter, Steve (DB), Western Illinois.....	1981
Carr, Jim (B), Morris Harvey.....	1955, '57
Carr, Lydell (FB), Oklahoma.....	1989
Carrell, Duane (P), Florida State.....	1977
Carter, Carl (CB), Texas Tech.....	1986-89
Carter, David (DT), UCLA.....	2011-
Carter, Dyshod (CB), Kansas State.....	2004-05
Carter, Joe (E), Southern Methodist.....	1945
Carter, Pat (TE), Florida State.....	1996-97
Carter, Ross (G), Oregon.....	1936-39
Carter, Willie (B), Tennessee State.....	1953
Case, Stoney (QB), New Mexico.....	1995-98
Castille, Tim (FB), Alabama.....	2008
Cater, Greg (P), Tennessee-Chattanooga.....	1986-87
Caywood, Les (G), St. John's (N.Y.).....	1931
Cecil, Chuck (FS), Arizona.....	1993
Celestin, Oliver (SS), Stephen Southern.....	2007-08
Centers, Larry (RB), Texas F. Austin.....	1990-98
Chamberlin, Guy (C), Nebraska.....	1927
Chandler, Al (TE), Oklahoma.....	1978-79
Chandler, Chris (QB), Washington.....	1991-93
Chapura, Dick (DT), Missouri.....	1990
Charpier, Len (B), Illinois.....	1921
Chappell, Leon (G), None.....	1920-21
Chavous, Corey (QB), Vanderbilt.....	1998-2001
Cheatham, Lloyd (QB), Auburn.....	1942
Cherry, Ed (B), Hardin-Simmons.....	1938-39
Chickillo, Nick (G), Miami (Fla.).....	1953
Childress, Joe (RB), Auburn.....	1960, '62-65
Childs, Jim (WR), California Poly-San Luis Obispo.....	1978-80
Chilton, Gene (C), Texas.....	1986-87
Chisick, Andy (C), Villanova.....	1940-41
Christenson, Marty (B), Minnesota.....	1940
Christman, Paul (QB), Missouri.....	1945-49
Christopherson, Ryan (FB), Wyoming.....	1996
Ciccone, Ben (C), Duquesne.....	1942
Clancy, Kendrick (DT), Mississippi.....	2006
Clancy, Sean (LB), Amherst.....	1979-80
Clark, Beryl (B), Oklahoma.....	1940
Clark, Bill (G), None.....	1920
Clark, Charles (G), Harvard.....	1924
Clark, Ernie (LB), Michigan State.....	1968
Clark, Gary (WR), James Madison.....	1993-94
Clark, Jessie (RB), Arkansas.....	1988-89
Clark, Jon (T), Temple.....	1998-00
Clark, Randy (C), Northern Illinois.....	1980-86
Clasby, Bob (DE), Notre Dame.....	1986-90
Clatt, Corwin (B), Notre Dame.....	1948-49
Claxton, Ben (C), Mississippi.....	2009-10
Claypool, Ralph (C), Purdue.....	1925-26, '28
Clayton, Ralph (WR), Michigan.....	1981
Clement, Anthony (T), Southwestern Louisiana.....	1998-04
Clement, John (B), Southern Methodist.....	1941
Cobb, Tom (T), Arkansas.....	1931
Cobbins, Lyron (LB), Notre Dame.....	1997
Cochran, Antonio, (DE), Georgia.....	2005
Cochran, John (B), Wake Forest.....	1947-50
Coder, Ron (G), Penn State.....	1980
Cody, Mac (WR), Memphis.....	1999-00
Coffee, Jim (B), Louisiana State.....	1937-38
Colbert, Rondy (DB), Lamar.....	1977
Coleman, Ben (T/G), Wake Forest.....	1993-95
Coleman, Sidney (LB), Southern Mississippi.....	1991
Colhouer, Jake (G), Oklahoma A&M.....	1946-48
Colledge, Daryn (G), Boise State.....	2011-
Collier, Tim (CB), East Texas State.....	1980-81
Collins, George (C), Georgia.....	1978-82
Collins, Paul (B), Missouri.....	1945
Combs, Chris (TE), New Mexico.....	1980-81
Compton, Ogden (QB), Hardin-Simmons.....	1955
Conley, Steve (LB), Kansas.....	1972
Conoly, Bill (G), Texas.....	1946
Conrad, Bobby Joe (FL), Texas A&M.....	1960-68
Considine, Sean (S), Iowa.....	2011
Cook, Dave (B), Illinois.....	1934-36
Cook, Edward (G-T), Notre Dame.....	1960-65
Cook, Michael (T), Boston College.....	2001
Cooper, Joe (T), Stephen F. Austin.....	1947-49
Cooper, Chris (DE), Nebraska-Omaha.....	2006-07
Coppage, Al (E), Oklahoma.....	1940-42
Cosner, Don (B), Montana State.....	1939
Cotton, Barney (G), Nebraska.....	1980-82
Cousins, Jomo (DE), Florida A&M.....	1998
Cowan, Larry (RB), Jackson State.....	1987
Cowhig, Jerry (B), Notre Dame.....	1950
Crangle, John (B), Illinois.....	1923
Crass, Bill (B), Louisiana State.....	1937
Creighton, Milan (E), Arkansas.....	1931-37



Crenshaw, Willis (FB), Kansas State	1964-69
Criswell, Kirby (DE), Kansas	1980-81
Crittendon, John (E), Wayne State	1954
Croom, Larry (RB), Nevada-Las Vegas	2004
Cross, Bill (B), West Texas State	1951-53
Cross, Bob (T), Stephen F. Austin	1958-59
Crow, John David (RB), Texas A&M	1958-64
Crow, Lindon (DB), Southern California	1955-57
Crowder, Earl (B), Oklahoma	1939
Crum, Bob (DE), Arizona	1974
Crum, Dwayne (DB), Fresno State	1973-76
Cuff, Ward (B), Marquette	1946
Culpepper, Edward (G), Alabama	1958-60
Cunningham, Ed (C), Washington	1992-95
Cunningham, Eric (G), Penn State	1980
Cunningham, Rick (T), Texas A&M	1992-94
Cuzzo, Gary (QB), Virginia	1972
Cuppoletti, Bree (G), Oregon	1934-38
Curcillo, Tony (B), Ohio State	1953
Curran, Harry (B), Boston College	1920-21
Curry, Herschel (DB), Oregon State	1994
Curriwan, Don (E), Boston College	1943
Curry, Clarence (CB), Villanova	2004
Curtis, Travis (FS), West Virginia	1987-88
Curzon, Harry (B), None	1928

<b>D</b>	
Daanen, Jerry (WR), Miami (Fla.)	1968-70
Daddio, Bill (E), Pittsburgh	1941-42
Dafney, Bernard (G), Tennessee	1995
Dahms, Tom (T), San Diego State	1956
Daniels, Jerome (G), Northeastern	1997-99
Dansby, Karlos (LB), Auburn	2004-09, '13
Darby, Matt (S), UCLA	1996-97
Dardar, Ramsey (DT), Louisiana State	1983-84
Darling, James (LB), Washington State	2003
Davey, Rohan (RB), Louisiana State	2005
Davidss-Garrido, Norberto (T), Southern California	2000
Davidson, Joe (G), Colgate	1928
Davis, Bill (T), Texas Tech	1940-41
Davis, Billy (DB), Clemson	1984
Davis, Cedric (CB), Tennessee State	1995
Davis, Charlie (DT), Texas Christian	1975-79
Davis, Dexter (DB), Clemson	1991-93
Davis, Greg (K), Citadel	1991-96
Davis, Jerry (B), Southeast Louisiana	1948-51
Davis, Leonard (T), Texas	2001-06
Davis, Paul (LB), North Carolina	1983
Davis, Ray "Hermit" (E), Birmingham-Southern	1935
Davis, Reuben (DE), North Carolina	1992-93
Davis, Ron (DE), Virginia State	1973
Davis, Russell (DT), North Carolina	2000-05
Davis, Wayne (LB), Alabama	1987-88
Davis, Will (LB), Illinois	2009-10
Dawson, Doug (G), Texas	1984-86
Dawson, Mike (DT), Arizona	1976-82
Day, Thomas (G), North Carolina A&T	1960
DeCorrevant, Bill (B), Northwestern	1947-48
DeGraffenreid, Allen (OL), Vanderbilt	1997-98
Delevan, Burt (T), Pacific	1955-56
Del Greco, Al (K), Auburn	1987-90
DeMarco, Bob (G/C), Dayton	1961-69
DesJardien, Paul (G), Chicago	1920
Deskin, Versil (E), Drake	1935-39
DeStefano, Fred (B), Northwestern	1924-25
Detwiler, Chuck (S), Utah State	1973
Devlin, Mike (C), Iowa	1996-99
Dewell, Bill (E), Southern Methodist	1940-41, '45-49
Dexter, James (T), South Carolina	1996-99
Diamond, Lorenzo (TE), Auburn	2004
DiBernardo, Rick (LB), Notre Dame	1986
Dickson, Paul (DT), Baylor	1971
Diehl, Charles (G), Idaho	1930-31
Dierdorf, Dan (G/T), Michigan	1971-83
Dill, Scott (T), Memphis State	1988-89
Dimancheff, Babe (B), Purdue	1947-50
Dishman, Chris (G), Nebraska	1997-2003
Dittrich, John (G), Wisconsin	1956
Dobler, Conrad (G), Wyoming	1972-77
Dockett, Darnell (DT), Florida State	2004
Donckers, Bill (QB), San Diego State	1976-77
Doolan, John (B), Georgetown	1947-48
Dorris, Andy (DE), New Mexico State	1973
Doucet, Early (WR), Louisiana State	2008-12
Doude, Forrest (T), Washington & Jefferson	1932
Dougherty, Phil (C), Santa Clara	1938
Dove, Bob (E), Notre Dame	1948-53
Dowdell, Marcus (WR), Tennessee State	1995-96
Dowell, Gwyn (B), Texas Tech	1935-36
Dowling, Pat (E), DePaul	1929

Downs, Michael (FS), Rice	1989
Doyle, Ted (E), Nebraska	1944
Drake, Kevin (WR), Alabama-Birmingham	1998
Drake, Jerry (DT), Stanford (Neb.)	1995-00
Dray, Jim (TE), Hastings	2010
Driscoll, John "Paddy" (B), Northwestern	1920-25
Driskill, Joseph (DB), Northeast Louisiana	1960-61
Druis, Al (B), Temple	1945-46
Duda, Mark (DT), Maryland	1983-87
Duerson, Dave (DB), Notre Dame	1991-93
Dugan, Len (C), Wichita	1937-39
Duggan, Gil (T), Oklahoma	1942-43, '45
Duggins, George (E), Purdue	1934
Dukes, Jamie (C), Florida State	1986
Dulin, Gary (DE), Ohio State	1995-97
Dunbar, Karl (DE), Louisiana State	1994-95
Duncan, Clyde (WR), Tennessee	1984-85
Duncan, Tim (K), Oklahoma	2002-03
Duncum, Bobby (T), West Texas State	1968
Dunn, Joe (B), Marquette	1925-26
Dunstan, Elwyn (T), Portland	1938-39
Duren, Clarence (S), California	1973-76
Durko, John (E), Albright	1945
Dwyer, Nate (DT), Kansas	2002
Dye, Ernest (G), South Carolina	1993-96
Dykes, Keilen (DT), West Virginia	2009-10

<b>E</b>	
Eason, Nick (DT), Clemson	2011-12
Eason, Nijrell (DB), Arizona State	2002
Eaton, Tracey (S), Portland State	1990
Ebll, Ray (E), Notre Dame	1942
Echols, Fate (T), Northwestern	1962-63
Eckl, Bob (T), Wisconsin	1945
Edwards, Anthony (WR), New Mexico Highlands	1991-98
Edwards, Cid (RB), Tennessee State	1968-71
Edwards, Eric (TE), Louisiana State	2004-05
Egan, Dick (E), Wilmington	1920-23
Eggers, Doug (LB), South Dakota State	1958
Eikenberg, Charles (QB), Rice	1948
Eliopoulos, Jim (LB), Wyoming	1983
Elkins, Fait (B), Marshall	1939
Ellington, Dante (T), Alabama	2005
Ellis, Walt (T), Detroit	1926-27
Ellstrom, Marv (B), Oklahoma	1936
Elzey, Charles (C), Southern Mississippi	1960-61
Elwell, Jack (E), Purdue	1962
Emerson, Vernon (T), Minnesota-Duluth	1969-71
Engelbretsen, Paul (G), Northwestern	1933
England, Eric (DE), Texas A&M	1994-96
Enich, Steve (G), Marquette	1945
Erickson, Hal (B), Washington & Jefferson	1925-28
Erickson, Mickey (C), Northwestern	1930-31
Esision, Boomer (QB), Maryland	1996
Esser, Clarence (E), Wisconsin	1947
Etcheverry, Sam (QB), Denver	1961-62
Euhus, Tim (TE), Oregon State	2007
Evans, Dick (E), Iowa	1940-43
Evans, Earl (T), Harvard	1925
Evans, Scott (DL), Oklahoma	1991

<b>F</b>	
Failing, Fred (G), Central Junior College (Kan.)	1930
Fain, Richard (DB), Florida	1991
Fanucci, Ledio (T), Fresno State	1954
Fanecca, Alan (G), LSU	2010
Fann, Chad (TE), Florida A&M	1993-95
Farmer, Ted (RB), Oregon	1978
Farr, Miller (DB), Wichita State	1970-72
Fatafeh, Mario (DT), Kansas State	2001-02
Faulk, Trev (LB), Louisiana State	2002-03
Faulkner, Jeff (DE), Southern	1991-92
Faust, George (B), Minnesota	1939
Favron, Calvin (LB), Southeast Louisiana	1979-82
Feagles, Jeff (P), Miami (Fla.)	1994-97
Feely, Jay (K), Michigan	2010
Ferrell, Earl (RB), East Tennessee State	1982-89
Ferri, Diamond (RB) Syracuse	2006
Ferry, Lou (T), Villanova	1951
Field, Amond (WR), Montclair State	1990-91
Field, Doak (LB), Baylor	1982
Field, Harry (T), Oregon State	1934-36
Fife, Ralph (G), Pittsburgh	1942, '45
Fina, John (T), Arizona	2002
Finn, Bernie (B), Holy Cross	1932
Fisher, Roger (T), Florida A&M	1973-78
Finnin, Tom (T), Detroit	1957
Fischer, Bill (T), Notre Dame	1949-53
Fischer, Pat (DB), Nebraska	1961-67
Fisher, Ev (B), Santa Clara	1938-39

Fisher, Levar (LB), North Carolina State	2002-03
Fisher, Mike (WR), Baylor	1981
Fiske, Max (B), DePaul	1937
Fitzgerald, Larry (WR), Pittsburgh	2004-
Fitzgibbon, Paul (B), Creighton	1928
Flagler, Terrence (RB), Clemson	1990-91
Flanagan, Latham (E), Carnegie Tech	1931
Fleming, Antonio (G), Georgia	1998
Fleming, Jamell (CB), Oklahoma	2012-
Flenniken, Max (B), Geneva	1930
Florence, Paul (E), Loyola (Ill.)	1920
Floyd, Eric (G), Auburn	1995
Floyd, John (WR), Northeast Louisiana	1981
Floyd, Michael (WR), Notre Dame	2012-
Folston, James (LB), Northeast Louisiana	1999-2000
Folz, Art (B), Chicago	1923-25
Forney, Phil (LB), East Tennessee State	1987
Foster, Larry (WR), Louisiana State	2003
Foster, Ralph (T), Oklahoma A&M	1945-46
Fox, Chas (WR), Furman	1986
Francis, Gene (B), Chicago	1926
Francisco, Aaron (S), Brigham Young	2005-08
Franklin, George (RB), Texas A&I	1977-78
Fredrickson, Rob (LB), Michigan State	1999-02
Fritsch, Ernest (C), Detroit	1960
Fugler, Dick (T), Tulane	1954
Fuller, Frank (DT), Kentucky	1959-62
Fuller, Larry (B), None	1945
Furrer, Will (QB), Virginia Tech	1993

<b>G</b>	
Gaines, Wendall (TE/DT), Oklahoma State	1994-95
Gainor, Charles (E), North Dakota	1939
Gallery, Jim (K), Minnesota	1987
Galloway, David (DT), Florida	1982-89
Gambrell, Billy (E), South Carolina	1963-67
Gandy, Mike (T), Notre Dame	2007-09
Garalczyk, Mark (DT), Western Michigan	1987-88
Garcia, Frank (G/C), Washington	2003
Garlich, Chris (LB), Missouri	1979
Garza, Sammy (QB), Texas-El Paso	1987
Gasparella, Joe (B), Notre Dame	1951
Gatewood, Curtis (LB), Vanderbilt	2010
Gault, Prentice (RB), Oklahoma	1961-67
Gay, Bill (B), Notre Dame	1951-52
Gay, William (CB), Louisville	2012
Gedney, Chris (TE), Syracuse	1997-98
Gehrke, Fred (B), Utah	1950
Gelbaugh, Stan (QB), Maryland	1991
George, Steve (DT), Houston	1974
Gerl, Joe (B), Georgia	1952
German, Jim (B), Centre	1940
Gersbach, Carl (LB), West Chester State	1976
Ghersi, Vernon (G), Auburn	1943
Gibbons, Austin (C), DePaul	1929
Giblin, Robert (DB), Houston	1977
Gibson, Mike (G/C), California	2012-
Gilbert, Freddie (DE), Georgia	1989
Gilchrist, George (T), Tennessee State	1953
Gill, Randy (LB), San Jose State	1978
Gillen, John (LB), Illinois	1981-82
Gillette, Walker (WR), Richmond	1972-73
Gilliam, John (WR), South Carolina State	1969-71
Gillies, Fred (T), Cornell	1920-28
Gillis, Don (C), Rice	1958-61
Gilmore, Bryan (WR), Midwestern (Tex.) State	2000-03
Glassgow, Willis (B), Iowa	1931
Glick, Frederick (DB), Colorado A&M	1960-61
Goble, Les (B), Alfred	1954-55
Goldberg, Marshall 'Biggie' (B/DB), Pittsburgh	1939-40, '46-48
Goldman, Sam (E), Ohio State	1948
Goldsberry, John (T), Indiana	1949-50
Goode, Irv (G/C), Kentucky	1962-71
Goode, John (TE), Youngstown State	1984
Goodman, Aubrey (T), Chicago	1927
Goodman, Don (RB), Cincinnati	1987
Goospeed, Mark (T), Nebraska	1980
Gordon, Bob (B), Tennessee	1958
Gordon, Lou (T), Illinois	1930-35
Gorin, Brandon (T), Purdue	2006
Goss, Jason (CB), Texas Christian	2003
Grace, Steve (C), Arizona	2002-03
Graham, Aaron (C), Nebraska	1996-99
Graham, Al (G), None	1932-33
Graham, Ben (P), Deakin (Australia)	2008-11
Graham, Kent (DB), Ohio State	1996-97
Gramatica, Bill (K), South Florida	2001-03
Granger, Charles (G/T), Southern	1961
Grant, Hugh (B), St. Mary's (Calif.)	1928
Gray, Cecil (G/T), North Carolina	1995

Gray, Earnest (WR), Memphis State	1985
Gray, Ken (G), Howard Payne	1958-69
Gray, Mel (WR), Missouri	1971-82
Gray, Oscar (FB), Arkansas	1995
Gray, Tim (DB), Texas A&M	1975
Graybill, Mike (T), Boston University	1990
Green, Eric (CB), Virginia Tech	2005-08
Green, Justin (FB), Montana	2009
Green, Marshay (CB), Mississippi	2011
Green, Roy (DB/WR), Henderson State	1979-90
Greene, Doug (DB), Texas A&I	1978
Greene, Ed (E), Loyola (Ill.)	1926-27
Greene, Frank (B), Tulsa	1934
Greene, Ken (DB), Washington State	1978-82
Greer, Curtis (DE), Michigan	1980-87
Greisen, Chris (QB), Northwest Missouri State	1999-01
Griffin, Bob (C/G), Arkansas	1961
Griffin, Jeff (CB), Utah	1981-85
Griffith, Homer (B), Southern California	1934
Griffith, Robert (FS), San Diego State	2005-06
Grigas, John (B), Holy Cross	1943-44
Groom, Jerry (C), Notre Dame	1951-55
Grooms, Elois (DE), Tennessee Tech	1982-85
Grosvernor, George (B), Colorado	1936-37
Groves, Quentin (LB), Auburn	2012
Gruddaduria, Mike (C), Central Florida	2000-02
Guglielmi, Ralph (QB), Notre Dame	1961
Guidry, Kevin (CB), Louisiana State	1989
Guynes, Thomas (T), Michigan	1997-98

<b>H</b>	
Haayer, Adam (G/T), Minnesota	2005
Hackbart, Dale (DB), Wisconsin	1971-72
Hadd, Gary (DT), Minnesota	1989
Hadnot, Rex (G), Houston	2010-11
Haggans, Clark (LB), Colorado State	2008-11
Hairston, Carl (DT), Maryland-Eastern Shore	1990
Hall, John (B), Texas Christian	1940-41, '43
Hall, Ken (RB), Texas A&M	1959, '61
Hall, Max (QB), BYU	2010-11
Halloran, Shawn (QB), Boston College	1987
Halstrom, Bernie (B), Illinois	1920-21
Hambrick, Troy (RB), Savannah State	2004
Hamilton, Lawrence (WR), Stephen F. Austin	2004
Hammack, Malcolm (RB), Florida	1955, 57-66
Hammond, Gary (WR), Southern Methodist	1973-76
Handler, Phil (G), Texas Christian	1930-36
Hanke, Carl (E), Minnesota	1924
Hanlon, Bob (B), Loras	1948
Hansen, Cliff (B), Luther	1933
Hanson, Homer (G), Kansas State	1935-36
Harder, Pat (B), Wisconsin	1946-50
Hardy, Darryl (LB), Tennessee	1949-95
Hardy, Jim (B), Southern California	1949-51
Hardy, Terry (TE), Southern Mississippi	1998-2001
Hargrove, Jim (LB), Howard Payne	1971-72
Harmon, Ham (C), Tulsa	1937
Harrell, Willard (RB), Pacific	1978-84
Harrington, Perry (RB), Jackson State	1984-85
Harris, Bob (LB), Auburn	1983-85
Harris, Ike (WR), Iowa State	1975-77
Harris, Kenny (DB), North Carolina State	1997
Harris, Odie (DB), Sam Houston State	1992-94
Harris, Quentin (DB), Syracuse	2002-05
Harris, William (TE), Bishop	1987
Harrison, Reggie (RB), Cincinnati	1974
Hart, Jim (QB), Southern Illinois	1966-83
Hart, Lawrence (TE), Southern	2001
Hartle, Greg (LB), Newberry (S.C.)	1974-76
Hartong, George (G), Chicago	1924
Hartshorn, Larry (G), Kansas State	1955
Harvey, Frank (FB), Georgia	1994
Harvey, Ken (LB), California	1988-93
Hasselbeck, Tim (QB), Boston College	2007
Hatley, John (G), Sul Ross State	1954-55
Hauser, Art (G), Xavier	1959
Hayden, Leo (RB), Ohio State	1972-73
Hayes, Gerald (LB), Pittsburgh	2003-10
Hayes, Jarius (TE), North Alabama	1996, '98
Healy, Chip (LB), Vanderbilt	1969-70
Heap, Todd (TE), Arizona State	2011-12
Hearst, Garrison (RB), Georgia	1993-95
Heater, Don (RB), Montana Tech	1972
Heflin, Victor (DB), Delaware State	1983
Heidel, Jimmy (DB), Mississippi	1966
Henesey, Brian (RB), Bucknell	1994
Henke, Ed (DE), South Carolina	1961-63
Hennessey, Jerry (E), Santa Clara	1950-51
Henry, Steve (DB), Emporia State	1979-80
Heron, Fred (DT), San Jose State	1966-72





Hickman, Larry (B), Baylor	1959
Higgins Jim (G), Trinity Texas	1941
Higgins, Tom (T), North Carolina	1953
Higgs, Mark (RB), Kentucky	1994-95
Highsmith, Ali (LB), Louisiana State	2008-09
Hightower, Tim (RB), Richmond	2008-10
Hill, Don (B), Stanford	1929
Hill, Eric (LB), Louisiana State	1989-97
Hill, Irv (LB), Trinity (Tex.)	1931-32
Hill, James (DB), Sam Houston State	1960-64
Hill, King (QB), Rice	1960-69
Hill, Randal (WR), Miami (Fla.)	1991-94
Hill, Renaldo (CB), Michigan State	2001-04
Hillebrand, Jerry (LB) Colorado	1967
Hinchman, Hub (B), Butler	1933-34
Hoage, Terry (S), Georgia	1994-96
Hobley, Liffort (DB), Louisiana State	1985
Hobson, Victor (LB), Michigan	2008
Hock, John (T), Santa Clara	1950
Hodel, Nathan (LS), Illinois	2001-08
Hodgins, James (FB), San Jose State	2003-05
Hoel, Bob (G), Pittsburgh	1937-38
Hoey, George (DB), Michigan	1971
Hoffman, John (DE), Hawaii	1972
Hogan, Tom (T), Detroit	1926
Hogeborn, Gary (QB), Central Michigan	1989
Hogland, Doug (G), Oregon State	1956-58
Hogue, Murrell (T), Centenary	1929
Holiday, Carlyle (WR), Notre Dame	2005-06
Holliday, Vonnice (DE), North Carolina	2011-12
Holloway, David (LB), Maryland	2007
Holloway, Johnny (CB), Kansas	1987
Holloway, Randal (DE), Pittsburgh	1984
Holm, Bernie (B), Alabama	1932
Holman, Scott (WR), Oregon	1986
Holmer, Walt (B), Northwestern	1931-32
Holmes, Don (WR), Mesa College (Colo.)	1986-90
Holmes, Lester (G), Jackson State	1998-00
Holt, Terrence (FS), North Carolina State	2007
Hood, Roderick (CB), Auburn	2007-08
Hooks, Bryan (DT), Arizona State	1994
Horne, Greg (P), Arkansas	1987-88
Horstmann, Roy (B), Purdue	1934
Horween, Arnold (B), Harvard	1921-24
Horween, Ralph (B), Harvard	1921-23
Houghton, Jerry (T), Washington State	1951
Houser, John (G/T), Redlands	1963
Housler, Rob (TE), Florida Atlantic	2011-
Howard, Thomas (LB), Texas Tech	1984-85
Howard, Ty (CB), Ohio State	1997-98
Hoyer, Brian (QB), Michigan State	2012
Huff, Orlando (LB), Fresno State	2005-06
Huffman, Frank (G), Marshall	1939-41
Hughes, Bernie (C), Oregon	1934-36
Hughes, Van (DT), Southwest Texas State	1986
Hultz, George (DT), Southern Mississippi	1962
Hummel, Arnie (B), Lombard	1927
Humphrey, Buddy (QB), Baylor	1963-65
Hunley, Ricky (LB), Arizona	1988
Hunter, Darrell (CB), Miami (OH)	2006
Hunter, Monty (DB), Salem College	1983
Hunter, Patrick (CB), Nevada	1995
Hurlburt, John (G), Chicago	1924-25
Husmann, Ed (G), Nebraska	1953, 56-59
Hust, Al (E), Tennessee	1946
Hutchison, Chuck (G), Ohio State	1970-72
Hyatt, Freddie (WR), Auburn	1968-72
Hyche, Steve (LB), Livingston	1991-93
<b>I</b>	
Illman, Ed (B), Montana	1928
Imhof, Martin (DE), San Diego State	1972
Irving, Terry (LB), McNeese State	1994-98
Isaacson, Ted (T), Washington	1934-35
Issa, Jabari (DE), Washington	2000-01
Ivy, Frank (Pop), (E), Oklahoma	1940-42, 45-47
Iwebema, Kenny (DE), Iowa	2008-10
Izo, George (QB), Notre Dame	1960
<b>J</b>	
Jacke, Chris (K), Texas-El Paso	1998-99
Jackson, Arnold (WR), Louisville	2001-02
Jackson, Charley (B), Southern Methodist	1958
Jackson, Dexter (FS), Florida State	2003-04
Jackson, James (RB), Miami	2005
Jackson, John (WR), Southern California	1990-92
Jackson, Mark (CB), Abilene Christian	1987
Jackson, Roland (FB/LB), Rice	1962
Jacobs, Marv (T), None	1948
Jagielski, Harry (T), Indiana	1956
James, Edgerrin (RB), Miami (FL)	2006-08
James, Javarris (RB), Miami (FL)	2012
Jankovich, Keever (E), Pacific	1953
Jarostchuk, Ila (LB), N. Hampshire	1987-88, '89
Jax, Garth (LB), Florida State	1989-95
Jefferson, A.J. (CB), Fresno State	2010-11
Jeffery, Tony (RB), Texas Christian	1988
Jenkins, MarTay (WR), Nebraska-Omaha	1999-02
Jennings, John (T), Ohio State	1950-57
Joe, Leon (LB), Maryland	2004
Johnson, Al (C), Wisconsin	2007-08
Johnson, Al (B), Kentucky	1939-41
Johnson, Bobby (DB), Texas	1985-86
Johnson, Brandon, (LB) Louisville	2006-07
Johnson, Bryant (WR), Penn State	2003-07
Johnson, Charles (DB), Grambling	1981
Johnson, Charley (QB), New Mexico State	1961-69
Johnson, Chuckie (DT), Auburn	1993
Johnson, Dirk (P), Northern Colorado	2008
Johnson, D.J. (DB), Kentucky	1996
Johnson, Dennis (DE), Kentucky	2002-03
Johnson, Eric (LB), Nebraska	2005
Johnson, Gregory (SS), Oklahoma State	1987
Johnson, Herman (G/T), Louisiana State	2009
Johnson, Jaymar (WR), Jackson State	2011
Johnson, Jerome (FB), Nevada	2010
Johnson, Johnny (RB), San Jose State	1990-92
Johnson, LeShon (RB), Northern Illinois	1995-97
Johnson, Paris (DB), Miami (O.)	1999
Johnson, Rashad (S), Alabama	2009-
Johnson, Ray (B), Denver	2005
Johnson, Tayo (TE), Stanford	2005
Johnson, Troy (WR), Southern	1986-87
Johnson, Jim (B), Washington	1946
Jonassen, Eric (G), Bloomsburg (Pa.)	1996-97
Jones, Ben (B), Grove City	1927-28
Jones, Ernie (WR), Indiana	1988-92
Jones, Freddie (TE), North Carolina	2002-04
Jones, Greg (LB), Colorado	2002
Jones, Jock (LB), Virginia Tech	1991-93
Jones, Mike (DE), North Carolina State	1991-93
Jones, Onrea (WR), Hampton	2010
Jones, Steve (RB), Duke	1974-78
Jones, Thomas (RB), Virginia	2000-02
Jones, Tony (DB), Syracuse	1995
Jones, Tyrone (LB), Southern	1988
Jordan, Kevin (WR), UCLA	1996
Jordan, Tony, (RB), Kansas State	1988-89
Jorden, Tim (TE), Indiana	1989-91
Joyce, Don (T), Tulane	1951-53
Joyce, Matt (OL), Richmond	1996-00
Joyce, Terry (P), Missouri Southern	1976-77
Joyner, Seth (LB), Texas-El Paso	1994-96
Jue, Bhawoh (S), Penn State	2007
Junior, E.J. (LB), Alabama	1981-88
Junkin, Trey (TE/LS), Louisiana Tech	1996-2001
<b>K</b>	
Karras, John (B), Illinois	1952
Karwales, John (E), Michigan	1947
Kasper, Kevin (WR), Iowa	2002-03
Kasperik, Dick (C), Iowa State	1966-68
Kassel, Charles (E), Illinois	1929-33
Kauahi, Kani (C), Hawaii	1989-91, '93
Kay, Bill (DB), Purdue	1984
Keane, Tom (B), West Virginia	1955
Kearney, Tim. (LB), Northern Michigan	1976-81
Kearns, Tom (T), Miami (Fla.)	1946
Keenan, Sean (QB), Williams (Mass.)	2000
Kehr, Rick (G), Carthage	1982
Keith, Brandon (T), Northern Iowa	2008-11
Keithley, Gary (QB), Texas-El Paso	1973-75
Kelemetee, Senio (G), Washington	2012-
Kellogg, Bill (B), Syracuse	1926
Kellogg, Bob (B), Northeast Louisiana/Tulane	1940
Kellogg, Clarence (B) St. Mary's (Calif.)	1936
Kellum, Marv (LB), Wichita State	1977
Kendall, Pete (G), Boston College	2001-03
Kennard, Derek (G), Nevada-Reno	1986-90
Keenley, George (G), St. Bonaventure	1930
Keseday, Bob (TE), Texas-El Paso	1987
Keys, Brady (DB), Colorado State	1966
Keys, Isaac (LB), Morehouse	2004-05
Kichfski, Wait (E), Miami (Fla.)	1944
Kiesling, Wait (G), St. Thomas (Minn.)	1929-33
Kiley, Roger (E), Notre Dame	1923
Killiker, Lyons (G), None	1928
Kindle, Greg (T), Tennessee State	1974-75
Kinek, George (B), Tulane	1954
King, Andy (B), West Virginia	1923-24
King, Emmett (B), None	1954



King, Jeff (TE), Virginia Tech	2011-
King, Kenny (DT), Alabama	2003-06
King, Shaun (QB), Tulane	2004
Kingery, Ellsworth (B), Tulane	1954
Kirk, Randy (LB), San Diego State	1989, '94-95
Klimek, Tony (E), Illinois	1951-52
Klumb, John (E), Washington State	1939-40
Knafelc, Gary (E), Colorado	1954
Knight, Charles (C), Loyola (Ill.)	1920-21
Knight, Shawn (DT), Brigham Young	1989
Knight, Tom (CB), Iowa	1997-2001
Knolla, John (B), Creighton	1942, '45
Knox, Kevin (WR), Florida State	1994
Kochel, Mike (G), Fordham	1939
Koegel, Warren (G), Penn State	1973
Koehler, Bob (G), Northwestern	1921-26
Koken, Mike (B), Notre Dame	1933
Kolb, Kevin (QB), Houston	2011-12
Kolodziej, Ross (DT), Wisconsin	2004-06, '07
Koman, William (LB), North Carolina	1959-67
Komar, Max (WR), Idaho	2010
Konovsky, Bob (G), Wisconsin	1956-58
Kortas, Ken (DT), Louisville	1964
Kreider, Dan (FB), New Hampshire	2009
Krejci, Joe (E), Peru State (Ind.)	1934
Krieg, Dave (QB), Milton	1995
Krueger, Rolf (DE), Texas A&M	1969-71
Kuharich, Joe (G), Notre Dame	1940-41, '45
Kupp, Craig (QB), Pacific Lutheran	1991
Kutner, Mal (E), Texas	1946-50
Kuzman, John (T), Fordham	1941

<b>L</b>	
LaBoy, Travis (DE/LB), Hawaii	2008
Lach, Steve (B), Duke	1942
Ladd, Jim (E), Bowling Green	1954
LaFleur, Greg (TE), Louisiana State	1981-85
LaHood, Mike (G), Wyoming	1990
Lainhart, Porter (B), Washington State	1933
Lamb, Rod (B), Lombard	1926-27, '33
Lane, Dick 'Night Train' (CB), Scottsbluff J.C.	1954-59
Lane, MacArthur (R), Utah State	1968-71
Lange, Bill (G), Dayton	1954-55
Lange, Jim (E), Montana State	1929
LaRosa, Paul (E), None	1920-21
Larson, Fred (C), Notre Dame	1929
Larson, Lou (B), None	1929
Larson, Paul (QB), California	1957
Lasker, Greg (FS), Arkansas	1988
Lassiter, Kwamie (DB), Kansas	1995-02
Latin, Jerry (RB), Northern Illinois	1975-78
Latourette, Chuck (DB/P), Rice	1967-68, '70-71
Lauro, Lin (B), Pittsburgh	1951
Lawrence, Jim (B), Texas Christian	1936-39
Leach, Mike (LS), William & Mary	2009
Leahy, Ryan (DL), Notre Dame	1997
Leasy, Wesley (LB), Mississippi State	1995-96
Leckey, Nick (C), Kansas State	2004-06
Ledbetter, Homer (B), Arkansas	1932-33
Lee, Bobby (E), Minnesota	1968
Lee, Charles (WR), Central Florida	2005
Lee, Jeff (WR), Nebraska	1980
Lee, John (K), UCLA	1986
Lee, Monte (LB), Texas	1961
Lee, Oudious (DT), Nebraska	1980
Leinart, Matt (QB), USC	2006-09
Leggett, Dave (B), Ohio State	1955
Lenon, Paris (LB), Richmond	2010-12
Leonard, John (T), Indiana	1922-23
LeVeck, Jack (LB), Ohio	1973-74
Levy, Chuck (WR/RB/KR), Arizona	1994-95
Lewis, Bill (C), Nebraska	1990-92
Lewis, Charles (T), Iowa	1959
Lewis, Jonathan (DT), Virginia Tech	2006
Lewis, Woodley (B), Oregon	1956-59
Liebel, Frank (E), Norwich	1948
Lillard, Joe (B), Oregon State	1932-33
Lind, Al (C), Northwestern	1936
Lindley, Ryan (QB), San Diego State	2012-
Lindow, Al (B), Washington (Mo.)	1945
Lindsey, Korey (CB), Southern Illinois	2011
Lipinski, Jim (T), Fairmont State	1950
Lipostad, Ed (G), Wake Forest	1952
Lisoh, Rusty (QB), Notre Dame	1980-84
Little, David (TE), Middle Tennessee State	1990
Little, Steve (P/K), Arkansas	1978-80
Lwiwski, Chris (G/T), Indiana	2006
Loepfe, Dick (T), Wisconsin	1948-49
Lofton, Steve (DB), Texas A&M	1991-93
Logan, Chuck (E), Northwestern	1965, '67-68

Lokanc, Joe (G), Northwestern	1941
Lomack, Tony (WR), Florida	1991
Lomax, Neil (QB), Portland State	1981-89
Long, Dave (DE), Iowa	1966-68
Long, Lance (WR), Mississippi State	2009
Longo, Tom (DB), Notre Dame	1971
Lott, Thomas (RB), Oklahoma	1979
Love, Duval (G), UCLA	1995-96
Love, Randy (RB), Houston	1979-85
Loyd, Mike (QB), Missouri Southern State	1979-80
Lucas, Justin (DB), Abilene Christian	1999-2003
Lumpkin, Ricky (DT), Kentucky	2012-
Luneford, Dave (T), Baylor	1957
Lunz, Gerry (G), Marquette	1925-26
Lutui, Deuce (G), USC	2006-11
Lyles, Lester (FS), Virginia	1988
Lyman, Jeff (LB), Brigham Young	1972
Lynch, Lorenzo (DB), California State-Sacramento	1990-95
Lynch, Lynn (G), Illinois	1951
Lynch, Shawn (C), Duke	2005-06

<b>M</b>	
MacDonald, Mark (G/C), Boston College	1988
Mack, Cedric (DB), Baylor	1983-90
Mack, Terrence (LB), Clemson	1987
Mackey, Kyle (QB), East Texas State	1984
Macklin, David (CB), Penn State	2004-06
Madden, Lloyd (B), Colorado Mines	1940
Maddock, Bob (G), Notre Dame	1942, '46
Maddox, Mark (LB), Northern Michigan	1998-00
Maeda, Chet (B), Colorado A&M	1946
Magulick, George (B), St. Francis	1944
Mahoney, Ike (B), Creighton	1925-28, '31
Makovicka, Joel (FB), Nebraska	1999-02
Mallouf, Ray (B), Southern Methodist	1941, '46-48
Malloy, Les (B), Loyola (Ill.)	1931-33
Manges, Mark (QB), Maryland	1978
Manley, Dexter (DE), Oklahoma State	1990
Mann, Dave (B), Oregon State	1955-57
Maple, Howard (B), Oregon State	1930
Marchbroda, Ted (QB), Detroit	1957
Marcontell, Ed (G), Lamar	1967
Marelli, Ray (G), Notre Dame	1928
Markham, Dale (T), North Dakota	1981
Marotti, Lou (G), Toledo	1943-45
Marquardt, John (E), Illinois	1921
Marsh, Doug (TE), Michigan	1980-86
Marshall, Richard (CB), Fresno State	2011
Marshall, Wilber (LB), Florida	1994
Martin, Caleb (T), Louisiana Tech	1947
Martin, Glen (B), Southern Illinois	1932
Martin, John (B), Oklahoma	1941-44
Mason, Joel (E), Western Michigan	1939
Massey, Robert (DB), North Carolina Central	1991-93
Massie, Bobby (T), Mississippi	2012-
Masters, Walt (QB), Pennsylvania	1943-44
Matson, Ollie (RB), San Francisco	1952-58
Mau'i, Reagan (FB), Hawaii	2010-12
Mauldin, Stan (T), Texas	1946-48
Maumalanga, Chris (DT), Kansas	1995-96
May, Bill (B), Louisiana State	1937-38
May, Chad (QB), Kansas State	1996
May, Mark (G/T), Pittsburgh	1992-93
Mayes, Adrian (SS), Louisiana State	2004-05
Mayes, Tony (FS), Kentucky	1987
Maynard, Don (WR), Texas-El Paso	1973
Mays, Stafford (DE), Washington	1980-86
McAddley, Jason (WR), Alabama	2002-03
McAdoo, Derrick (RB), Baylor	1987-88
McAfee, Fred (RB), Mississippi College	1994
McBride, Adrian (WR), Missouri	1987
McBride, Charles (B), Washington State	1936
McBride, Oscar (TE), Notre Dame	1995-96
McBride, Trumaine (CB), Mississippi	2010
McCants, Keith (DE), Alabama	1994-95
McCarthy, John (B), St. Francis	1944
McCleskey, J.J. (DB), Tennessee	1996-00
McCombs, Tony (LB), Eastern Kentucky	1997-98
McConkey, Phil (WR), Navy	1989
McCown, Josh (QB), Sam Houston State	2002-05
McCoy, LeRon (WR), Indiana (PA)	2005-06
McCoy, Tony (DT), Florida	2000
McCullough, Andy (WR), Tennessee	1998-99
McCullough, Hugh (B), Oklahoma	1940-41
McCusker, Jim (T), Pittsburgh	1958
McDaniel, Emmanuel (CB), East Carolina	2003
McDermott, Lloyd (T), Kentucky	1950-51
McDole, Roland (DE), Nebraska	1961
McDonald, Brandon (DB), Memphis	2010
McDonald, Devon (LB), Notre Dame	1996



McDonald, Mike (LB), Catawba ..... 1976  
 McDonald, Tim (SS), Southern California ..... 1987-92  
 McDonnell, Mickey (B), None ..... 1925-30  
 McDonough, Coley (B), Dayton ..... 1939, '44  
 McDowell, John (T), St. John's (Minn.) ..... 1966  
 McElroy, Leeland (RB), Texas A&M ..... 1996-97  
 McElwain, Bill (B), Northwestern ..... 1924, '26  
 McFadden, Bryant (CB), Florida State ..... 2009  
 McFarland, Jim (E), Nebraska ..... 1970-74  
 McGee, Bob (T), Santa Clara ..... 1938  
 McGee, Dell (CB), Auburn ..... 1996-98  
 McGee, Michael (G), Duke ..... 1960-62  
 McGill, Eddie (TE), Western Carolina ..... 1982-84  
 McGill, Mike (LB), Notre Dame ..... 1971-72  
 McGraw, Mike (LB), Wyoming ..... 1976  
 McHan, Lamar (QB), Arkansas ..... 1954-58  
 McInerney, Arnie (C), Notre Dame ..... 1920-27  
 McInnis, Hugh (E), Southern Mississippi ..... 1960-62  
 McIntyre, Jeff (LB), Arizona State ..... 1980  
 McIvor, Rick (DB), Texas ..... 1984-85  
 McKenzie, Reggie (LB), Tennessee ..... 1989  
 McKinley, Dennis (FB), Mississippi State ..... 1999-02  
 McKinnon, Ronald (LB), North Alabama ..... 1996-04  
 McMahon, Byron (G), Cornell ..... 1923  
 McMahon, Jim (QB), Brigham Young ..... 1994  
 McMillan, Ernie (T), Illinois ..... 1961-74  
 McNally, Frank (C), St. Mary's (Calif.) ..... 1931-34  
 McNamee, Sean (DE), San Diego State ..... 1988  
 McNulty, Paul (E), Notre Dame ..... 1924-25  
 McPhee, Frank (E), Princeton ..... 1955  
 McQuarters, Ed (DT), Oklahoma State ..... 1965  
 McQuistan, Pat (G/T), Weber State ..... 2012  
 McWilliams, Johnny (TE), Southern California ..... 1996-99  
 Meggsey, Dave (LB), Syracuse ..... 1963-69  
 Mehlinger, Pete (T), Kansas ..... 1934-36  
 Melinger, Steve (E), Kentucky ..... 1961  
 Meinert, Dale (LB), Oklahoma State ..... 1958-67  
 Melnikovich, M. (DE), Grays Harbor J.C. (Wash.) ..... 1965-66  
 Memmelaar, Dale (G), Wyoming ..... 1960-61  
 Mergen, Mike (T), San Francisco ..... 1952  
 Merkovsky, Elmer (T), Pittsburgh ..... 1944  
 Merritt, David (LB), North Carolina State ..... 1993-95  
 Mertes, Bernard (B), Iowa ..... 1945  
 Mestnik, Frank (RB), Marquette ..... 1960-61  
 Metcalf, Eric (WR/KR), Texas ..... 1998  
 Metcalf, Terry (RB), California State-Long Beach ..... 1973-77  
 Method, Russ (B), None ..... 1929  
 Mikulak, Mike (B), Oregon ..... 1934-36  
 Miller, Jamir (LB), UCLA ..... 1994-98  
 Miller, Milford (G), Chadron State ..... 1936-37  
 Miller, Terry (LB), Illinois ..... 1971-74  
 Milligan, Hanik (SS), Houston ..... 2006  
 Mims, Robert (RB), Kansas ..... 1988  
 Minnifield, Kevin (DB), Arizona State ..... 1997  
 Mitchell, Lance (LB), Oklahoma ..... 2005  
 Mitchell, Roland (CB), Texas Tech ..... 1988-89  
 Mitchell, Stump (RB), Citadel ..... 1981-89  
 Mitchell, Tywan (WR/TE), Minnesota State-Mankato ..... 1999-01  
 Moe, Hal (B), Oregon State ..... 1933  
 Mohardt, John (B), Notre Dame ..... 1922-23  
 Monaco, Rob (C), Vanderbilt ..... 1985  
 Monaco, Ron (LB), South Carolina ..... 1986  
 Monahan, Regis (G), Ohio State ..... 1939  
 Monfort, Avery (B), New Mexico ..... 1941  
 Montgomery, Bill (B), Louisiana State ..... 1946  
 Montgomery, Ralph (T), Centre ..... 1923  
 Moody, Thomas (G), Florida ..... 2002  
 Mooney, Jim (T), Georgetown ..... 1935  
 Moore, Alton (DE), Auburn ..... 2002  
 Moore, Bill (B), Loyola (La.) ..... 1932  
 Moore, Brandon (T), Duke ..... 1995  
 Moore, Derrick (RB), Northeastern State (Okla.) ..... 1996-97  
 Moore, Langston (DT), South Carolina ..... 2005-06  
 Moore, Ricky (FB), Alabama ..... 1988  
 Moore, Rob (WR), Syracuse ..... 1995-2001  
 Moore, Ronald (RB), Pittsburg State (Kan.) ..... 1993-94, '97  
 Moran, Francis (B), Grinnell ..... 1927  
 Morey, Sean (WR), Brown ..... 2007-09  
 Morgan, Bob (T), Maryland ..... 1954  
 Morgan, Don (DB), Nevada-Reno ..... 2002  
 Morris, Mike (G), Northeast Missouri State ..... 1987-88  
 Morris, Wayne (RB), Southern Methodist ..... 1976-83  
 Morrow, Bob (G), Illinois Wesleyan ..... 1941-43  
 Morrow, Harold (FB), Auburn ..... 2005  
 Morrow, John (G), Kearney State ..... 1937-38  
 Moses, J.J. (WR/KR), Iowa State ..... 2005  
 Moses, Quentin (DE) Georgia ..... 2007  
 Moss, Eddie (RB), Southeast Missouri State ..... 1973-76  
 Moten, Mike (DT), Florida ..... 1998-99  
 Moynihan, Tim (C), Notre Dame ..... 1932-33  
 Mueller, Bill (E), DePaul ..... 1937

Mullen, Tom (G), Southwest Missouri State ..... 1978  
 Mullen, Verne (E), Illinois ..... 1927  
 Mulleneaux, Lee (C), Arizona ..... 1938  
 Mulligan, Wayne (C), Clemson ..... 1969-73  
 Mumford, Tony (RB), Penn State ..... 1985  
 Murphy, Bill (G), Washington (Mo.) ..... 1940-41  
 Murphy, Jim (B), St. Thomas (Minn.) ..... 1928  
 Murphy, Tom (B), Arkansas ..... 1934  
 Murrell, Adrian (RB), West Virginia ..... 1998-99  
 Murrell, Bill (TE), Winston-Salem ..... 1979

**N**

Nagel, Ray (B), UCLA ..... 1953  
 Nagel, Ross (T), St. Louis ..... 1942  
 Nagler, Gern (E), Santa Clara ..... 1953, '55-58  
 Nash, Zack (LB), Sacramento State ..... 2012-  
 Navarre, John (QB), Michigan ..... 2004-06  
 Neacy, Clem (E), Colgate ..... 1928  
 Nedney, Joe (K), San Jose State ..... 1997-99  
 Neill, Jim (B), Texas Tech ..... 1939  
 Neils, Steve (LB), Minnesota ..... 1974-80  
 Nelson, Lee (S), Florida State ..... 1976-86  
 Nesbitt, Dick (B), Drake ..... 1933  
 Nevers, Ernie (B), Stanford ..... 1929-31  
 Neuman, Bob (E), Illinois Wesleyan ..... 1934-36  
 Newhouse, Reggie (WR), Baylor ..... 2003-05  
 Nichelini, Al (B), St. Mary's (Calif.) ..... 1935-36  
 Nichols, Ham (G), Rice ..... 1947-49  
 Nisbet, Dave (E), Washington ..... 1933  
 Nix, John (DT), Southern Mississippi ..... 2004  
 Nofsinger, Terry (QB), Utah ..... 1965-66  
 Noga, Niko (LB), Hawaii ..... 1984-88  
 Noga, Peter (LB), Hawaii ..... 1987  
 Nolan, Dick (B), Maryland ..... 1958  
 Nolan, Earl (T), Arizona ..... 1937-38  
 Norman, Bob (C), None ..... 1945  
 Norton, Jerry (DB), Southern Methodist ..... 1959-61  
 Novacek, Jay (TE), Wyoming ..... 1985-89  
 Novak, Nick (K), Maryland ..... 2005  
 Nugent, Mike (K), Ohio State ..... 2009  
 Nunn, Freddie Joe (DE), Mississippi ..... 1985-93  
 Nussbaumer, Bob (B), Michigan ..... 1949-50

**O**

Oates, Brad (T), Brigham Young ..... 1976-77, '79-80  
 Obeck, Vic (G), Springfield ..... 1945  
 Obiozor, Cyril (LB), Texas A&M ..... 2010  
 O'Brian, Dave (G), Boston College ..... 1966-67  
 O'Connor, Dan (G), Georgetown ..... 1920-24  
 O'Donoghue, Neil (K), Auburn ..... 1980-85  
 Oflahengue, Tevita (TE), Brigham Young ..... 2001  
 Ogden, Ray (FL), Alabama ..... 1965-66  
 Ogle, Rick (LB), Colorado ..... 1971  
 Oglesby, Cedric (K), South Carolina State ..... 2001  
 Ohalette, Ifeanyi (FS), Southern California ..... 2004  
 Ohrnberger, Rich (G/C), Penn State ..... 2012  
 Okeafor, Chike (DE/LB), Purdue ..... 2005-09  
 Okobi, Chukky (C), Purdue ..... 2007  
 Okoniewski, Steve (DT), Washington ..... 1976  
 Oldham, Chris (DB), Oregon ..... 1991-94  
 Olerich, Dave (LB), San Francisco ..... 1969-70  
 Oliver, Clancy (CB), San Diego State ..... 1973  
 Oliver, Vance (QB), Indiana ..... 1945  
 Olson, Carl (T), UCLA ..... 1942  
 Oszewski, Johnny (B), California ..... 1953-57  
 Osborne, Eldonta (LB), Louisiana Tech ..... 1990  
 Osborne, Richard (TE), Texas A&M ..... 1979  
 Otis, Jim (RB), Ohio State ..... 1973-78  
 Otis, Brad (DT), Wayne State (Neb.) ..... 1996-2000  
 Owens, Don (DT), Southern Mississippi ..... 1960-63  
 Owens, Luke (DT), Kent State ..... 1958-65  
 Owens, Marv (WR), San Diego State ..... 1973

**P**

Pace, Calvin (LB), Wake Forest ..... 2003-07  
 Palepoi, Anton (DE), Nevada-Las Vegas ..... 2005  
 Palmer, Scott (DT), Texas ..... 1972  
 Pancieri, Don (QB), San Francisco ..... 1952  
 Panelli, John (FB/LB), Notre Dame ..... 1951-53  
 Panfil, Kenneth (T), Purdue ..... 1960-62  
 Pangle, Hal (B), Oregon State ..... 1935-38  
 Pappio, Joe (B), Haskell ..... 1930  
 Pardoner, Earl (B), Purdue ..... 1934-35  
 Paremore, Bob (RB), Florida A&M ..... 1963-64  
 Parish, Don (LB), Stanford ..... 1970-72  
 Parker, Buddy (B), Centenary ..... 1937-43  
 Parker, Ezekiel (WR), Louisville ..... 2002  
 Parker, Joe (E), Texas ..... 1946-47  
 Parlavacchio, Chet (LB), Penn State ..... 1983

Parris, Gary (TE), Florida State.....	1979-80
Parsons, Preston (QB), Northern Arizona.....	2002-03
Pasquale, Ron (G), Akron.....	1987
Pasquariello, Ralph (B), Villanova.....	1951-52
Pasquesi, Tony (T), Notre Dame.....	1955-57
Pate, Rupert (G), Wake Forest.....	1940
Patrick, Ben (TE), Delaware.....	2007-10
Patterson, Craig (DL), Brigham Young.....	1991
Patulski, Walt (DE), Notre Dame.....	1977
Paul, Don (DB/HB), Washington State.....	1950-53
Paul, Tito (DB), Ohio State.....	1995-97
Pearson, Bert (C), Kansas State.....	1935-36
Peat, Todd (G), Northern Illinois.....	1987-89
Peffrey, Ray (E), Eastern Kentucky.....	1952
Perko, John (G), Minnesota.....	1944
Perrin, Benny (FS), Alabama.....	1982-85
Perry, Gerald (K), California.....	1960-62
Person, Ara (TE), Morgan State.....	1972
Peters, Forest (B), Illinois.....	1932
Peters, Scott (C), Arizona State.....	2008
Peters, Volney (T), Southern California.....	1952-53
Peterson, Ken (B), Gonzaga.....	1935
Peterson, Patrick (CB), Louisiana State.....	2011-
Peterson, Todd (K), Georgia.....	1994
Petrovich, George (T), Texas.....	1949-50
Phillips, Reggie (CB), Southern Methodist.....	1988
Phillips, Rod (RB), Jackson State.....	1979-80
Philpott, Dean (B), Fresno State.....	1958
Pierce, Don (C), Kansas.....	1943
Pisarkiewicz, Steve (QB), Missouri.....	1978-79
Pittman Charlie, (RB), Penn State.....	1970
Pittman, Danny (WR), Wyoming.....	1983-84
Pittman, Michael (RB), Fresno State.....	1998-2001
Plasman, Dick (E), Vanderbilt.....	1946-47
Player, Scott (P), Florida State.....	1998-06
Plummer, Jake (QB), Arizona State.....	1997-02
Plummer, Tony (DB), Pacific.....	1970
Plunkett, Art (T), Nevada-Las Vegas.....	1981-84
Pollard, Bob (DE), Weber State.....	1978-81
Polofsky, Gordon (G), Tennessee.....	1952-54
Polsofoot, Fran (E), Washington State.....	1950-52
Poole, Jim (E), Mississippi.....	1945
Poole, Nathan (WR), Marshall.....	2001, 02-04
Popa, Eli (B), Illinois.....	1952
Pope, Leonard (TE), Georgia.....	2006-08
Popovich, John (B), St. Vincent.....	1944
Popovich, Miit (B), Montana.....	1938-42
Porter, Joey (LB), Colorado State.....	2010-11
Potteiger, Earl (B), Ursinus.....	1921
Potter, Nate (T), Boise State.....	2012-
Powell, William (RB), Kansas State.....	2012-
Prentice, Travis (RB), Miami (O.).....	2002
Preston, John (SS), Central State (Okla.).....	1987
Price, Mitchell (DB), Tulane.....	1992
Procell, Jarrett (DE), Louisiana Tech.....	2001
Proehl, Ricky (WR), Wake Forest.....	1990-94
Provost, Ted (DB), Ohio State.....	1971
Psaltis, Jim (B), Southern California.....	1953, '55
Puki, Craig (LB), Tennessee.....	1982
Puplis, Andy (B), Notre Dame.....	1943
Purdin, Cal (B), Tulsa.....	1943
Putman, Earl (C), Arizona State.....	1957

<b>R</b>	
Rabold, Michael (G), Indiana.....	1960
Rackers, Neil (K), Illinois.....	2003-09
Radecic, Keith (C), Penn State.....	1987
Radford, Bruce (DE), Grambling.....	1981
Ralph, Dan (DT), Oregon.....	1984-85
Ramey, Jim (DE), Kentucky.....	1979
Ramsey, Garrard (G), William & Mary.....	1946-51
Ramsey, Knox (G), William & Mary.....	1950-51
Ramsey, Ray (B), Bradley.....	1950-53
Ranson, Eason (TE), Washington State.....	1978
Randle, Sonny (WR), Virginia.....	1959-66
Randolph, Clare (C), Indiana.....	1930
Rankin, Walt (B), Texas Tech.....	1941, '43, '45-47
Ransom, Derrick (DE), Cincinnati.....	2003
Ranspot, Keith (E), Southern Methodist.....	1940
Rashad, Ahmad (WR), Oregon.....	1972-73
Rattay, Tim (QB), Louisiana Tech.....	2007
Ravensburg, Bob (E), Indiana.....	1948-49
Reaves, Ken (S), Norfolk State.....	1974-77
Rector, Jamaica (WR), Northwest Missouri State.....	2007
Redmon, Anthony (G), Auburn.....	1994-97
Redmond, Thomas (DE), Vanderbilt.....	1960-65
Reed, Joe (B), Louisiana State.....	1937, '39
Reeves, Bryan (WR), Nevada.....	1994-95
Reeves, Walter (TE), Auburn.....	1989-93
Reuber, Alan (G), Texas A&M.....	2004-05
Reid, Lamont (CB), North Carolina State.....	2005

Rexer, Freeman (E), Tulane.....	1943, '45
Reynolds, Bill (B), Mississippi.....	1945
Reynolds, Bob (T), Bowling Green.....	1963-71, '73
Reynolds, John (C), Baylor.....	1937
Reynolds, Mack (QB), Louisiana State.....	1958-59
Rhea, Floyd (G), Oregon.....	1943
Rhinehart, Coby (DB), Southern Methodist.....	1999-03
Rhodes, Kerry (FS), Louisville.....	2010-12
Ribble, Loran (G), Hardin-Simmons.....	1933
Rice, Simeon (DE), Illinois.....	1996-00
Richards, Perry (E), Detroit.....	1959-60
Richardson, C.J. (DB), Miami (Fla.).....	1995
Richardson, John (DT), UCLA.....	1972-73
Ridgle, Elston (DE), Nevada-Reno.....	1990
Risk, Ed (B), Purdue.....	1932
Risvold, Ray (B), St. Edwards (Tex.).....	1927-28
Rivers, Jamie (LB), Bowling Green.....	1968-73
Roach, John (QB), Southern Methodist.....	1956, '59-60
Roach, Rollin (B), Texas Christian.....	1927
Robb, Joe (DE), Texas Christian.....	1961-67
Robbins, John (B), Arkansas.....	1938-39
Robbins, James "Tootie" (T), East Carolina.....	1982-91
Roberts, Andre (WR), The Citadel.....	2010-
Roberts, Hal (P), Houston.....	1974
Robinson, Bryan (DT), Fresno State.....	2008-10
Robinson, Jack (T), Northeast Missouri State.....	1936-37
Robinson, Jeroy (LB), Texas A&M.....	1990
Robinson, Patrick (WR/KR), Tennessee State.....	1994
Robl, Hal (B), Wisconsin State-Oshkosh.....	1945
Robnett, Marshall (G), Texas A&M.....	1943, '45
Rodgers-Cromartie, Dominique (CB), Tennessee State.....	2008-10
Rogers, Glynn (G), Texas Christian.....	1939
Rogers, Kendrick (T), Alabama A&M.....	2002-03
Rogge, George (E), Iowa.....	1931-33
Roland, Johnny (RB), Missouri.....	1966-72
Rolle, Antrel (CB/S), Miami.....	2005-09
Rolle, Butch (H-B/TE), Michigan State.....	1992-93
Romanik, Steve (G), Villanova.....	1953-54
Rooney, Bill (C), None.....	1929
Rooney, Cobb (E), None.....	1929-30
Root, Jim (QB), Miami (O.).....	1953, '56
Ross, Gene (DB), Wisconsin.....	1929-32
Rosema, Rocky (LB), Michigan.....	1968-71
Rosenbach, Timm (QB), Washington State.....	1989-92
Ross, Oliver (T), Iowa State.....	2005-07
Ross, Pat (C), Boston College.....	2008
Roundtree, Raleigh (G/T), South Carolina State.....	2003
Rowe, Bob (DT), Western Michigan.....	1967-75
Roy, Frank (G), Utah.....	1966
Roziar, Bob (DE), California.....	1979
Rubio, Angelo (DT), Southeast Missouri State.....	1999
Rucker, Keith (DT), Ohio Wesleyan.....	1992-93
Rucinski, Ed (E), Indiana.....	1943-46
Rudolph, Council (DE), Kentucky State.....	1973-75
Rue, Joshua (FB), Duquesne.....	2003-04
Ruether, Mike (C), Texas.....	1986-87
Rundquist, Elmer (T), Illinois.....	1922
Rushing, Marion (LB), Southern Illinois.....	1959, '62-65
Russell, Doug (B), Kansas State.....	1934-39
Rutledge, Johnny (LB), Florida.....	1999-02
Ryan, Bill (T), Fordham.....	1924
Rydzewski, Frank (T), Notre Dame.....	1921

<b>S</b>	
Sabados, Andy (G), Citadel.....	1939-40
Sacca, Tony (QB), Penn State.....	1992-93
Sachs, Len (E), Loyola (Ill.).....	1920-23, '25
Saddler, Rod (DT), Texas A&M.....	1987-91
Sagely, Floyd (E), Arkansas.....	1957
Sampson, DeMarco (WR), San Diego State.....	2011
Samuels, Terry (TE), Kentucky.....	1994-95
Sanders, Frank (WR), Auburn.....	1995-02
Sanders, James (S), Fresno State.....	2012
Sanders, Lonnie (DB), Michigan State.....	1968-69
Sandifer, Dan (B), Louisiana State.....	1953
Sanford, Leo (C), Louisiana Tech.....	1951-57
Sanyika, Sekou (LB), California.....	2000-01
Sapp, Patrick (LB), Clemson.....	1998-99
Sarboe, Phil (B), Washington State.....	1934-36
Sargent, Broderick (RB), Baylor.....	1986-87
Sarringhaus, Paul (B), Ohio State.....	1946
Sauls, Mac (DB), Southwest Texas State.....	1968-69
Sauter, Cory (QB), Minnesota.....	1998
Scalles, Hurles (DB), North Texas State.....	1974
Scanlon, John (B), DePaul.....	1921
Scardine, Carmen (B), None.....	1932
Schable, A.J. (FB), South Dakota.....	2006
Schillinger, Andy (WR), Miami (O.).....	1988-89
Schleicher, Maury (LB), Penn State.....	1959
Schmiesing, Joe (DE), New Mexico State.....	1968-71
Schmidt, George (E), Lewis.....	1953



Schmitt, George (S), Delaware .....	1983
Schneidman, Herman (B), Iowa .....	1940
Schober, Bo (DE), TCU .....	2007
Schofield, O'Brien (LB), Wisconsin .....	2010-
Schroeder, Jay (QB), UCLA .....	1994
Schubert, Eric (K), Pittsburgh .....	1986
Schultz, Eberle (G), Oregon State .....	1944
Schwall, Vic (B), Northwestern .....	1947-50
Schwartz, Don (DB), Washington State .....	1981
Schwartz, Elmer (B), Washington State .....	1932
Schwenk, Wilson (B), Washington (Mo.) .....	1942
Scobey, Josh (RB), Kansas State .....	2002-2004
Scott, Carlos (C), Texas-El Paso .....	1983-85
Scott, Ed (FS), Grambling .....	1987
Scott, Lance (C), Utah .....	1995-96
Scott, Yusuf (G), Arizona .....	1999-2001
Scotts, Colin (DT), Hawaii .....	1987-88
Seabron, Thomas (LB), Michigan .....	1980
Sears, Corey (DT), Mississippi State .....	1999-00
Sears, Jim (DB), Southern California .....	1954, 57-58
Sebro, Bob (G), Colorado .....	1982
Seibold, Champ (T), Wisconsin .....	1942
Selby, Rob (G), Auburn .....	1995-97
Self, Clarence (B), Wisconsin .....	1949
Semes, Bernie (B), Duquesne .....	1944
Sendlein, Lyle (C), Texas .....	2007-
Sen, Frank (B), George Washington .....	1945-46
Sensibaugh, Mike (S), Ohio State .....	1972-77
Severson, Jeff (CB), Long Beach State .....	1976-77
Shaffer, Craig (LB), Indiana State .....	1982-84
Shanks, Simon (LB), Coahoma J.C. (Miss.) .....	1995
Sharpe, Luis (T), UCLA .....	1982-84, 85-94
Shaw, Bob (E), Ohio State .....	1950
Shaw, Dennis (QB), San Diego State .....	1974-75
Shaw, Jesse (G), Southern California .....	1931
Shazor, Ernest (S), Michigan .....	2005
Shelby, Willie (RB), Alabama .....	1978
Shelley, Dex (B), Texas .....	1932
Shelton, L.J. (T), Eastern Michigan .....	1999-04
Shenefelt, Paul (T), Manchester .....	1934-35
Sherman, Anthony (FB), Connecticut .....	2011-12
Shipp, Marcel (RB), Massachusetts .....	2001-07
Shirk, John (E), Oklahoma .....	1940
Shivers, Roy (RB), Utah State .....	1966-72
Shook, Fred (C), Texas Christian .....	1941
Shumann, Mike (WR), Florida State .....	1982-83
Shy, Don (RB), San Diego State .....	1973
Sikahema, Vai (RB/KR), Brigham Young .....	1986-90
Sikora, Mike (G), Oregon .....	1952
Silas, Sam (DT), Southern Illinois .....	1963-67
Silvestri, Carl (DB), Wisconsin .....	1965
Simas, Bill (B), St. Mary's (Calif.) .....	1932-33
Simmons, Clyde (DE), Western Carolina .....	1994-95
Simmons, Dave (LB), Georgia Tech .....	1965-66
Simmons, John (C), Detroit .....	1951-56
Simons, Keith (DT), Minnesota .....	1978-79
Simpson, Carl (DE), Florida State .....	1998
Sims, Ken (CB), Iowa .....	1987
Sitko, Emil (B), Notre Dame .....	1951-52
Siwiek, Mike (DT), Western Michigan .....	1970
Skelton, John (QB), Fordham .....	2010-12
Slater, Fred (T), Iowa .....	1926-31
Sloan, Bonnie (DT), Austin Peay .....	1973
Sloan, Dwight (QB), Arkansas .....	1938
Small, Jessie (LB), Eastern Kentucky .....	1992
Smith, Alfonso (RB), Kentucky .....	2010-
Smith, Antonio (DE), Oklahoma State .....	2004-08
Smith, Ben (DB), Georgia .....	1995-96
Smith, Bill (E), Washington .....	1934-39
Smith, Cedric (FB), Florida .....	1996-98
Smith, Charles (B), Georgia .....	1947
Smith, Dennis (TE), Utah .....	1990
Smith, Emmitt (RB), Florida .....	2003-04
Smith, George (B), Villanova .....	1943
Smith, J.T. (WR), North Texas State .....	1985-90
Smith, Jackie (E), Northwest Louisiana .....	1963-77
Smith, Lance (G), Louisiana State .....	1985-93
Smith, Leonard (DB), McNeese State .....	1983-88
Smith, Mark (DT), Auburn .....	1997-00
Smith, Russ (G), Illinois .....	1923
Smith, Perry (DB), Colorado State .....	1977-79
Smith, Terrelle (FB), Arizona State .....	2007-08
Smith, Vernice (G/T), Florida A&M .....	1989-92
Smith, Wayne (CB), Purdue .....	1982-86
Smith, Wilfred (E), DePaul .....	1923-25
Snowden, Cal (DE), Indiana .....	1969-70
Snyder, Adam (G/C), Oregon .....	2012
Soliday, Jake (WR), Northern Iowa .....	2002
Sortun, Rick (G), Washington .....	1964-69
Southard, Tommy (WR), Furman .....	1978
Spach, Stephen (TE), Fresno State .....	2008-10
Spachman, Chris (DE), Nebraska .....	1988
Speegle, Cliff (C), Oklahoma .....	1945
Spence, Julian (B), Sam Houston State .....	1956
Spencer, Maurice (DB), North Carolina Central .....	1974
Sperry, Kory (TE), Colorado State .....	2012-
Spikes, Cameron (G), Texas A&M .....	2003-04
Spiller, Phil (DB), California State-Los Angeles .....	1967
Spinks, Jack (G), Alcorn A&M .....	1953
Spradlin, Danny (LB), Tennessee .....	1985
Sprungsteen, Bill (E), Lehigh .....	1927-28
Spurlock, Michael (WR), Mississippi .....	2006
St. Pierre, Brian (QB), Boston College .....	2008-09
Stacy, William (DB), Mississippi State .....	1959-63
Staggs, Jeff (LB), San Diego State .....	1972-73
Stallings, Larry (LB), Georgia Tech .....	1963-76
Stallings, Robert (TE), Southern Mississippi .....	1986
Stanley, Chad (P), Stephen F. Austin .....	2001
Starkey, Jason (C), Marshall .....	2000-03
Starks, Duane (CB), Miami (Fla.) .....	2002-04
Staysniak, Joe (G), Ohio State .....	1996
Stegent, Larry (RB), Texas A&M .....	1971
Steger, Pete (B), None .....	1921
Stein, Bill (C), Fordham .....	1927-28
Steinbach, Larry (T), St. Thomas (Minn.) .....	1931-33
Stennett, Fred (B), St. Mary's (Calif.) .....	1932
Stepanovich, Alex (C), Ohio State .....	2004-06
Stevens-Hovling, LaRod (RB), Pittsburgh .....	2009-12
Stewart, Vaughan (C), Alabama .....	1943
Stief, Dave (WR), Portland State .....	1978-82
Stieve, Terry (G), Wisconsin .....	1978-84
Stokes, Lee (C), Centenary .....	1943
Stone, Ken (DB), Vanderbilt .....	1977-80
Stone, Michael (CB), Memphis .....	2001-04
Stonsifer, Don (E), Northwestern .....	1951-56
Stout, Cliff (QB), Youngstown State .....	1986-88
Stovall, Jerry (DB), Louisiana State .....	1963-71
Stowe, Tyrone (LB), Rutgers .....	1991-93
Strader, Norman "Red" (B), St. Mary's (Calif.) .....	1927
Strausbaugh, Jim (B), Ohio State .....	1946
Stringer, Scott (DB), California .....	1974
Strofolino, Mike (LB), Villanova .....	1966-68
Stuckey, Chansi (WR), Clemson .....	2011
Stuessy, Mel (T), St. Edward's (Tex.) .....	1926
Sugar, Leo (DE), Purdue .....	1960
Summins, Dave (G), Wisconsin .....	1953
Summerall, Pat (K/E), Arkansas .....	1953-57
Sutch, George (B), Temple .....	1946
Svoboda, Bill (LB), Tulane .....	1950-53
Swann, Eric (DL), None .....	1991-99
Swanson, Eric (WR), Tennessee .....	1986
Swanson, Evar (E), Lombard .....	1925-27
Swartz, Chris (QB), Morehead State .....	1994
Swider, Larry (P), Pittsburgh .....	1980
Swinger, Rashod (DT), Rutgers .....	1997-2000
Swinton, Reggie (WR/KR), Murray State .....	2005
Swistowicz, Mike (B), Notre Dame .....	1950
Symank, John (DB), Florida .....	1963
Szot, Walt (T), Bucknell .....	1946-48

**T**

Tafoya, Joe (DE), Arizona .....	2007
Talley, Ronald (DE), Delaware .....	2011-
Tanner, Barron (DT), Oklahoma .....	2000-03
Tant, Jay (TE), Northwestern .....	2000
Tardits, Richard (LB), Georgia .....	1989
Tate, Robert (CB), Cincinnati .....	2004-06
Taylor, Chester (RB), Toledo .....	2011
Taylor, Jay (CB), San Jose State .....	1989-92
Taylor, Kerry (WR), Arizona State .....	2012-
Taylor, Mike (T), Southern California .....	1973
Teeuws, Len (T), Tulane .....	1954-57
Terry, Ryan (RB), Iowa .....	1995-96
Tharpe, Larry (T), Tennessee State .....	1995
Thaxton, Jim (TE), Tennessee State .....	1978
Thomas, Jim (G), Oklahoma .....	1939-40
Thomas, Ralph (E), San Francisco .....	1952
Thomas, Earl (WR), Houston .....	1974-75
Thompson, Anthony (RB), Indiana .....	1990-92
Thompson, Harry (G), UCLA .....	1955
Thompson, Ken (WR), Utah State .....	1982-83
Thompson, Norm (DB), Utah .....	1971-76
Thompson, Ray (LB), Tennessee .....	2000-04
Thompson, Ricky (WR), Baylor .....	1982
Thornton, Bill (RB), Nebraska .....	1963-65, '67
Thornton, Bruce (DE), Illinois .....	1982
Thurbon, Bob (B), Pittsburgh .....	1944
Thurman, Dennis (FS), Southern California .....	1986
Tilley, Pat (WR), Louisiana Tech .....	1976-86
Tillman, Pat (S), Arizona State .....	1998-2001
Times, Ken (DT), Southern .....	1981
Tinsley, Gaynell (E), Louisiana State .....	1937-38, '40



Tinsley, Jess (T), Louisiana State	1929-33
Tipton, Gregg (DB), Hawaii	1987
Tipton, Howard (B), Southern California	1933-37
Togafua, Pago (LB), Idaho State	2008-09
Tolbert, Jim (S), Lincoln (Mo.)	1973-75
Toler, Greg (CB), Saint Paul's (VA)	2009-12
Tonelli, Mario (B), Notre Dame	1940, '45
Toogood, Charley, (G), Nebraska	1957
Toscani, Frank (B), Saint Mary's (Calif.)	1932
Tosi, Mao (DT), Idaho	2000-01
Towns, Lester (LB), Washington	2005
Towns, Robert (DB), Georgia	1960
Townsend, Curtis (LB), Arkansas	1978
Tracey, John (LB), Texas A&M	1959-60
Traynowicz, Mark (G), Nebraska	1988, '89
Tays, Jim (B), Penn State	1925
Triplet, Bill (RB), Miami (O.)	1962-63, '65-66
Triplett, Wally (B), Penn State	1952-53
Trippi, Charley (B), Georgia	1947-55
Tripucka, Frank (QB), Notre Dame	1950-52
Truluck, R-Kai (DE), SUNY-Cortland	2005
Tubbs, Jerry (LB), Oklahoma	1957-58
Tucker, Mark (C), Southern California	1993-94
Tuman, Jerame (TE), Michigan	2008
Tupa, Tom (QB/P), Ohio State	1988-91
Turner, Herschel (G/T), Kentucky	1964-65
Turner, Marcus (DB), UCLA	1989-91
Tyler, Pete (B), Hardin-Simmons	1937-38

**U**

Ucovich, Mitch (T), San Jose State	1945
Ulrich, Charles (T), Illinois	1954-58
Underwood, John (G), None	1929
Upshaw, Marvin (DT), Trinity (Tex.)	1976
Urban, Jerheme (WR), Trinity	2007-09
Usher, Darryl (WR), Illinois	1989

**V**

Vallejo, Elliot (T), Cal-Davis	2008
Vanden Bosch, Kyle (DE), Nebraska	2001-04
Vander Poel, Mark (T), Colorado	1994
Van Galder, Jim (QB), Iowa State	1972-74
Vanzo, Fred (B), Northwestern	1941
Vatterott, Charles (T), Southwest Texas State	1987
Vaughan, Charles (B), Tennessee	1936
Vesser, John (E), Idaho	1927, '30-31
Villa, Danny (C/G/T), Arizona State	1992
Vincent, Keydrick (G), Mississippi	2007
Vodicka, Joe (B), None	1945
Vokaty, Otto (B), Heidelberg	1933
Volok, Bill (G), Tulsa	1934-39

**W**

Wadsworth, Andre (DE), Florida State	1998-00
Wager, Clint (E), St. Mary's (Minn.)	1943, '45
Wagstaff, Jim (B), Idaho State	1959
Wahler, Jim (DT), UCLA	1989-92
Wakefield, Fred (DE, OT, TE), Illinois	2001-06
Walczak, Mark (TE), Arizona	1988
Waldron, Austin (G), Gonzaga	1927
Walker, Charles (DT/DE), Duke	1964-72
Walker, Darwin (DT), Tennessee	2000
Walker, Quentin (RB), Virginia	1984-85
Walker, Reggie (LB), Kansas State	2009-
Wallerstedt, Brett (LB), Arizona State	1993
Wallner, Fred (G), Notre Dame	1951-52, '54-55
Walls, Raymond (CB), Southern Mississippi	2005
Walters, Troy (WR), Stanford	2006
Walz, Zack (LB), Dartmouth	1998-2001
Ware, Matt (CB/S), UCLA	2006-10
Ware, Derek (TE), Central State (Okla.)	1992-94
Warner, Kurt (QB), Northern Iowa	2005-09
Washington, Chris (LB), Iowa State	1990
Washington, Daryl (LB), TCU	2010-
Washington, Eric (DB), Texas-El Paso	1972-73
Washington, Lionel (DB), Tulane	1983-86
Waters, Andre (S), Cheyney State	1994
Watford, Gerry (E), Alabama	1953-54
Watkins, Bob (B), Ohio State	1958
Watkins, Todd (WR), Brigham Young	2006
Watson, Gabe (DT), Michigan	2006-10
Watt, Walt (B), Miami (Fla.)	1945
Weaver, Charles (G), Chicago	1930
Weber, Chuck (LB), West Chester State	1956-58
Wedel, Dick (G), Wake Forest	1948
Wedige, Scott (C), Northern Illinois	2012-
Wehrli, Roger (CB), Missouri	1969-82
Weller, Ray (T), Nebraska	1926-27
Wells, Beanie (RB), Ohio State	2009-12
Wells, Reggie (G/T), Clarion	2003-09
Welter, Tom (G/T), Nebraska	1987

Wendt, Ken (G), Marquette	1932
West, Jeff (P), Cincinnati	1975
West, Stan (G), Oklahoma	1956-57
West, William (DB), Oregon	1960-61
Westerman, Jamaal (LB), Rutgers	2012
Whalen, Bill (T), None	1920-24
Wham, Tom (E), Furman	1949-51
Wheeler, Ernie (B), North Dakota State	1939, '42
Wheeler, Ted (G), West Texas State	1967-68
Whitaker, Bill (DB), Missouri	1983-84
White, Anthony (RB), Kentucky	2002
White, Arthur (G), Alabama	1940-41
White, Paul (RB), Texas-El Paso	1970-71
White, Ray (LB), Syracuse	1975-76
Whiting, Teag (G), Brigham Young	2002-03
Whitman, Laverne (B), Tulsa	1951-53
Wicks, Bob (WR), Utah State	1972
Widerquist, Chet (T), Washington & Jefferson	1926-28
Willard, Ken (RB), North Carolina	1974
Williams, Aeneas (CB), Southern	1991-2000
Williams, Bobby (DB), Central State (Okla.)	1966-67
Williams, Brandon (LB), Texas Tech	2011
Williams, Clarence (RB), Michigan	1999-2000
Williams, Clyde (T), Southern	1967-71
Williams, Chris (DL), American International	1991
Williams, Dan (DT), Tennessee	2010-
Williams, Dave (WR), Washington	1967-71
Williams, Eric (LB), Southern California	1977-82
Williams, Gerald (CB), Langston	1980
Williams, Herb (DB), Southern	1981-82
Williams, Jake (T), Texas Christian	1929-33
Williams, James (CB), Fresno State	1994
Williams, Jamie (TE), Nebraska	1983
Williams, Karl (WR/PR), Texas A&M Kingsville	2004
Williams, Kevin (WR), Miami (Fla.)	1997
Williams, Rex (C), Texas Tech	1940
Williams, Ryan (RB), Virginia Tech	2011-
Williams, Stephen (WR), Toledo	2010-11
Williams, Willie (T), Louisiana State	1990-92
Willingham, Larry (DB), Auburn	1971-72, '76
Wilson, Adrian (SS), North Carolina State	2001-12
Wilson, Bernard (DT), Tennessee State	1994-98
Wilson, Bill (E), Gonzaga	1935-37
Wilson, Gordon (C), Texas Mines	1942-43, '45
Wilson, Karl (DE), Louisiana State	1989
Wilson, Larry (S), Utah	1960-72
Wilson, Mike (DB), Western Illinois	1969
Withrow, Cal (C), Kentucky	1974
Wolf, Joe (T/G), Boston College	1989-97
Wolfley, Ron (RB), West Virginia	1985-91
Womack, Floyd (G), Mississippi State	2011
Wood, Bob (T), Alabama	1940
Wood, Mike (P/K), Southeast Missouri State	1978-79
Woodeshick, Tom (RB), West Virginia	1972
Woodruff, Jim (E), Pittsburgh	1926
Woods, LeVar (LB), Iowa	2001-04
Woodson, Abe (DB), Illinois	1965-66
Woolsey, Rolly (DB), Boise State	1978
Word, Barry (RB), Virginia	1984
Wortman, Keith (G), Nebraska	1976-81
Wragge, Tony (G), New Mexico State	2002-03
Wright, Charles (CB), Tulsa	1987
Wright, Jason (RB), Northwestern	2009-10
Wright, Nate (DB), San Diego State	1969-70
Wright, Steve (T), Alabama	1972
Wright, Willie (TE/H-B), Wyoming	1992
Wukits, Al (C), Duquesne	1944
Wyche, Sam (QB), Furman	1976

**Y**

Yablonski, Ventan (B), Columbia	1948-51
Yankowski, Ron (DE), Kansas State	1971-76
Yarr, Tom (C), Notre Dame	1933
Yeisley, Don (E), None	1927-28
Young, Bob (G), Howard Payne	1972-79
Young, D.J. (T), Michigan State	2011
Young, Lonnie (FS), Michigan State	1985-90
Young, Michael (LB), Illinois	2002-03
Younger, Jordan (DB), Connecticut	2000

**Z**

Zandofsky, Mike (G), Washington	1989
Zastudil, Dave (P), Ohio	2011-
Zelencik, Frank (T), Oglethorpe	1939
Zellner, Peppi (DE), Fort Valley State	2004
Zimny, Bob (T), Indiana	1945-49
Zoia, Clyde (G), Notre Dame	1920-23
Zook, John (DE), Kansas	1976-79
Zontini, Lou (B), Notre Dame	1940-41
Zordich, Michael (S), Penn State	1989-93



## ALL-TIME NUMERICAL ROSTER



<b>1</b>	Driscoll, John "Paddy" (B), Northwestern .....	1920-25
	Oglesby, Cedric (K), South Carolina State .....	2001
	Rackers, Neil (K), Illinois .....	2003-09
	Stein, Bill (C), Fordham .....	1927-28

<b>2</b>	Bartel, Richard (QB), Tarleton State .....	2010-11
	Dunn, Joe (B), Marquette .....	1925-26
	Furrer, Will (QB), Virginia Tech .....	1993
	Mohs, Ben (B), Grove City .....	1927-28
	Jones, David (B), Notre Dame (also wore #15) .....	1922-23
	Peterson, Todd (K), Georgia .....	1994
	St. Pierre, Brian (QB), Boston College .....	2008-09
	Trippi, Charley (B), Georgia (also wore #62) .....	1947-55
	Zoia, Clyde (G), Notre Dame (also wore #8) .....	1920-23

<b>3</b>	Anderson, Derek (QB), Oregon State .....	2010
	Butler, Kevin (K), Georgia .....	1996-97
	Butts, Ed (B), Chico State (also wore #17) .....	1929
	Erickson, Hal (B), Washington & Jefferson .....	1925-28
	Gambrell, Billy (E), South Carolina .....	1963-67
	Guglielmi, Ralph (QB), Notre Dame .....	1961
	Izo, George (QB), Notre Dame .....	1960
	King, Andy (B), West Virginia .....	1923-24
	Klumb, John (E), Washington State (also wore #56) .....	1939-40
	Lange, Jim (E), Montana State .....	1929
	Novak, Nick (K), Maryland .....	2005
	Rosenbach, Timm (QB), Washington State .....	1989-92
	Scanlon, John (B), DePaul .....	1921

<b>4</b>	Anderson, Ed (E), Notre Dame (also wore #16, 22) .....	1922-25
	Barry, Norm (B), Notre Dame .....	1921
	Feely, Jay (K), Michigan (also wore #3) .....	2010-
	Hasselbeck, Tim (QB), Boston College .....	2007
	King, Shaun (QB), Tulane .....	2004
	Koib, Kevin (QB), Houston .....	2011-12
	Levy, Chuck (WR/RB/KR), Arizona .....	1994-95
	Mahoney, Ike (B), Creighton .....	1925-28, '31
	McGee, Bob (T), Santa Clara .....	1938
	Reed, Joe (B), Louisiana State (also wore #16, 19) .....	1937-'39
	Tays, Jim (B), Penn State .....	1925

<b>5</b>	Barr, Mike (P), Rutgers .....	2007
	Davis, Greg (K), Citadel .....	1991-96
	Gillies, Fred (T), Cornell (also wore #10, 11) .....	1920-28
	Graham, Ben (P), Deakin (Australia) .....	2008-11
	Hogebloom, Gary (QB), Central Michigan .....	1989
	Hurlburt, John (G), Chicago .....	1924-25
	Koehler, Bob (G), Northwestern (also wore #14, 18, 19) .....	1921-26
	LaRosa, Paul (E), None .....	1920-21
	May, Chad (QB), Kansas State .....	1996
	Mitchell, Tywan (WR/TE), Minn. St.-Mankato (also wore #83) .....	1999-01
	Rivoldo, Ray (B), St. Edwards (Tex.) .....	1927-28

<b>6</b>	Bryan, Jon (B), Chicago .....	1922
	Crangle, John (B), Illinois .....	1923
	Davey, Rohan (QB), Louisiana State .....	2005
	Duncan, Tim (K), Oklahoma .....	2002-03
	Hall, Max (QB), BYU .....	2010-11
	Halstrom, Bernie (B), Illinois .....	1920-21
	Hill, Don (B), Stanford .....	1929
	Hoyer, Brian (QB), Michigan State .....	2012
	Illman, Ed (B), Montana .....	1928
	Lamb, Rod (B), Lombard .....	1926-27, '33
	Nedney, Joe (K), San Jose State .....	1997-99
	Ranspot, Keith (E), Southern Methodist .....	1940
	Wedel, Dick (G), Wake Forest .....	1948

<b>7</b>	Angsman, Elmer (B), Notre Dame .....	1946-52
	Arterburn, Elmer (B), Texas Tech .....	1954
	Beuerlein, Steve (QB), Notre Dame .....	1993-94
	Dewell, Bill (E), Southern Methodist (also wore #41) .....	1940-41, '45-49
	Egan, Dick (E), Wilmington (also wore #9) .....	1920-23
	Estason, Boomer (QB), Maryland .....	1996
	Gramatica, Bill (K), South Florida .....	2001-03
	Grant, Hugh (B), St. Mary's (Calif.) .....	1928
	Hall, John (B), Texas Christian (also wore #77) .....	1940-41, '43
	Hogan, Tom (T), Detroit .....	1926
	Ivy, Frank (Pop), (E), Oklahoma (also wore #42, 51) .....	1940-42, '45-47
	Johnson, Ray (B), Denver .....	1940

Kupp, Craig (QB), Pacific Lutheran .....	1991
Leggett, Dave (B), Ohio State .....	1955
Leinart, Matt (QB), USC .....	2006-09
Marchibroda, Ted (QB), Detroit .....	1957
Nagel, Ray (B), UCLA .....	1953
Nagel, Ross (T), St. Louis .....	1942
Sachs, Len (E), Loyola (Ill.) (also wore #22) .....	1920-23, '25
Strader, Norman "Red" (B), St. Mary's (Calif.) .....	1927
Towns, Robert (DB), Georgia .....	1960

### 8 (RETIRED)

Lawrence, Jim (B), Texas Christian (also wore #11, 30) ....	1936-39
McHan, Lamar (QB), Arkansas .....	1954-58
McMahon, Byron (G), Cornell .....	1923
Tripucka, Frank (QB), Notre Dame .....	1950-52
Wilson, Larry (S), Utah (honored with number retirement) .....	1960-72
Zoia, Clyde (G), Notre Dame (also wore #2) .....	1920-23

### 9

Boyd, Shane (RB) Kentucky .....	2006
Bucklin, Tom (B), Idaho .....	1927
Cowhig, Jerry (B), Notre Dame .....	1950
Egan, Dick (E), Wilmington (also wore #7) .....	1920-23
Foster, Ralph (T), Oklahoma A&M (also wore #60, 64, 77) .....	1945-46
Johnson, Dirk, (P), Northern Colorado .....	2008
Keenan, Sean (QB), Williams (Mass.) .....	2000
McMahon, Jim (QB), Brigham Young .....	1994
Method, Russ (B), None .....	1929
Pancieri, Don (QB), San Francisco .....	1952
Sauter, Cory (QB), Minnesota .....	1998
Zastudil, Dave (P), Ohio .....	2011-

### 10

Atkinson, Jess (K), Maryland .....	1985
Beathard, Pete (QB), Southern California .....	1970-71
Buckeye, Garland (T), None (also wore #14) .....	1920-24
Claypool, Ralph (C), Purdue (also wore #30) .....	1925-26, '28
Donckers, Bill (QB), San Diego State .....	1976-77
Feagles, Jeff (P), Miami (Fla.) .....	1994-97
Fisher, Ev (B), Santa Clara (also wore #40) .....	1938-39
Garza, Sammy (QB), Texas-El Paso .....	1987
Felzbaugh, Stan (QB), Maryland .....	1991
Gillies, Fred (T), Cornell (also wore #5, 11) .....	1920-28
Lee, John (K), UCLA .....	1986
McInerney, Arnie (C), Notre Dame (also wore #11, 12) .....	1920-27
Player, Scott (P), Florida State .....	1998-06
Rector, Jamaica (WR), NW Missouri State .....	2007
Swider, Larry (P), Pittsburgh .....	1980
Vesser, John (E), Idaho (also wore #28, 36) .....	1927, '30-31
Zontini, Lou (B), Notre Dame .....	1940-41

### 11

Agee, Sam (B), Vanderbilt .....	1938-39
Banonis, Vince (C), Detroit (also wore #32) .....	1942, '46-50
Blake, Jeff (QB), East Carolina .....	2003
Bojovic, Novo (K), Central Michigan .....	1985
Bonner, Sherdick (QB), California State-Northridge .....	1999
Bulger, Chet (T), Auburn (also wore #70, 73) .....	1942-43, '45-49
Elkins, Fait (B), Marshall .....	1939
Fitzgerald, Larry (WR), Pittsburgh .....	2004-
Francis, Gene (B), Chicago .....	1926
Gillies, Fred (T), Cornell (also wore #5, 10) .....	1920-28
Gilmore, Bryan (WR), Midwestern (Tex. St.) (also wore #86) .....	2000-03
Graham, Cent (QB), Ohio State .....	1996-97
Hock, John (T), Santa Clara .....	1950
Horne, Greg (P), Arkansas .....	1987-88
Humphrey, Buddy (QB), Baylor .....	1963-65
Joyce, Don (T), Tulane (also wore #71) .....	1951-53
Kasper, Kevin (WR), Iowa (also wore #82) .....	2002-03
Lawrence, Jim (B), Texas Christian (also wore #8, 30) .....	1936-39
McInerney, Arnie (C), Notre Dame (also wore #10, 12) .....	1920-27
Moynhinan, Tim (C), Notre Dame (also wore #40) .....	1932-33
Nevers, Ernie (B), Stanford (also wore #44) .....	1929-31
O'Donoghue, Neil (K), Auburn .....	1980-85
Purdin, Cal (B), Tulsa .....	1943
Rooney, Bill (C), None .....	1929
Rundquist, Elmer (T), Illinois .....	1922
Schroeder, Jay (QB), UCLA .....	1994
Schubert, Eric (K), Pittsburgh .....	1986
Shaw, Dennis (QB), San Diego State .....	1974-75
Tinsley, Gaynell (E), Louisiana State (also wore #31, 49) .....	1937-38, '40
Weller, Ray (T), Nebraska .....	1926-27
Widerquist, Chet (T), Washington & Jefferson .....	1926-28

### 12

Braidwood, Charles (E), Tennessee-Chattanooga .....	1932
Hunner, Scott (QB), Delaware .....	1985
Carpenter, Chad (WR), Washington State .....	1997-99
Carrelli, Duane (P), Florida State .....	1977

Davidson, Joe (G), Colgate .....	1928
Johnson, Charley (QB), New Mexico State .....	1961-69
Kassel, Charles (E), Illinois (also wore #43) .....	1929-33
Keithley, Gary (QB), Texas-El Paso .....	1973-75
Larson, Paul (QB), California .....	1957
Leonard, John (T), Indiana (also wore #19) .....	1922-23
Little, Steve (P/K), Arkansas .....	1978-80
Mackey, Kyle (QB), East Texas State .....	1984
McCown, Josh (QB), Sam Houston State .....	2002-05
McInerney, Arnie (C), Notre Dame (also wore #10, 11) .....	1920-27
Murphy, Bill (G), Washington (Mo.) (also wore #25) .....	1940-41
Nisbet, Dave (E), Washington .....	1933
Pardonner, Earl (B), Purdue .....	1934-35
Rattay, Tim (QB), Louisiana Tech .....	1959-60
Roach, John (QB), Southern Methodist .....	1956, '59-67
Roberts, Andre (WR), The Citadel .....	2010-
Romanik, Steve (G), Villanova .....	1953-54
Russell, Doug (B), Kansas State (also wore #32, 33) .....	1934-39
Swanson, Evar (E), Lombard .....	1925-27
Stanley, Chad (P), Stephen F. Austin .....	2001
Tipton, Gregg (QB), Hawaii .....	1987
Tyler, Pete (B), Hardin-Simmons .....	1937-38
Vaughan, Charles (B), Tennessee .....	1936
Vokaty, Otto (B), Heidelberg .....	1933
Zelencik, Frank (T), Oglethorpe .....	1939

## 13

Chamberlin, Guy (C), Nebraska .....	1927
Crowder, Earl (B), Oklahoma .....	1939
Gallery, Jim (K), Minnesota .....	1987
Jacke, Chris (K), Texas-El Paso .....	1998-99
Maynard, Don (WR), Texas-El Paso .....	1973
Warner, Kurt (QB), Northern Iowa .....	2005-09

## 14

Buckeye, Garland (T), None (also wore #10) .....	1920-24
Cater, Greg (P), Tennessee-Chattanooga .....	1986-87
Cherry, Ed (B), Hardin-Simmons .....	1938-39
Cuff, Ward (B), Marquette .....	1946
Drake, Kevin (WR), Alabama-Birmingham .....	1998
Etcheverry, Sam (QB), Denver .....	1961-62
Folz, Art (B), Chicago (also wore #17) .....	1923-25
Greisen, Chris (QB), Northwest Missouri State .....	1999-01
Koehler, Bob (G), Northwestern (also wore #5, 18, 19) .....	1921-26
Landley, Ryan (QB), San Diego State .....	2012-
Loyd, Mike (QB), Missouri Southern State .....	1979-80
Madden, Lloyd (B), Colorado Mines .....	1940
Marelli, Ray (G), Notre Dame .....	1928
Marquardt, John (E), Illinois .....	1921
McIvor, Rick (QB), Texas .....	1984-85
Newhouse, Reggie (WR), Baylor (also wore #87) .....	2003-05
Nofsinger, Terry (QB), Utah .....	1965-66
Roberts, Hal (P), Houston .....	1974
Slater, Fred (T), Iowa (also wore #47, 91) .....	1926-31
Watkins, Todd (WR), Brigham Young .....	2006
Williams, Kevin (WR), Miami (Fla.) (also wore #84) .....	1997
Williams, Stephen (WR), Toledo (also wore #18) .....	2010-11

## 15

Blanchard, Cary (K), Oklahoma State .....	2000-01
Blumer, Herb (E), Missouri (also wore #17, 20) .....	1925-30, '33
Breaston, Steve (WR), Michigan .....	2007-10
Bruckner, Les (B), Michigan State .....	1945
Case, Stoney (QB), New Mexico .....	1995-98
Christman, Paul (QB), Missouri (also wore #44) .....	1945-49
Cuzzo, Gary (QB), Virginia .....	1972
Curran, Harry (B), Boston College .....	1920-21
Curzon, Harry (B), None .....	1928
Floyd, Michael (WR), Notre Dame .....	2012-
Holiday, Caryle (WR), Notre Dame .....	2005-06
Houghton, Jerry (T), Washington State .....	1951
Lomax, Neil (QB), Portland State .....	1981-89
Mohardt, John (B), Notre Dame (also wore #2) .....	1922-23
Parker, Buddy (B), Centenary .....	1937-43
Parsons, Preston (QB), Northern Arizona .....	2002-03
Pisarkiewicz, Steve (QB), Missouri .....	1977-79
Springsteen, Bill (E), Lehigh (also wore #18) .....	1927-28
Spurlock, Micheal (WR), Mississippi .....	2006
Wyche, Sam (QB), Furman .....	1976
Zimny, Bob (T), Indiana (also wore #63) .....	1945-49

## 16

Adams, Henry (C), Pittsburgh .....	1939
Anderson, Ed (E), Notre Dame (also wore #4, 22) .....	1922-25
Austin, Kent (QB), Mississippi .....	1986
Brennan, Willis (T), None (also wore #18, 19) .....	1920-27
Buck, Mike (QB), Maine .....	1995
Camarillo, Rich (P), Washington .....	1989-93
Erickson, Mickey (C), Northwestern .....	1930-31

Hill, King (QB), Rice .....	1960-69
Knight, Charles (C), None .....	1920-21
Lisch, Rusty (QB), Notre Dame .....	1980-84
Navarre, John (QB), Michigan .....	2004-06
Plasman, Dick (E), Vanderbilt .....	1946-47
Plummer, Jake (QB), Arizona State .....	1997-02
Van Galder, Tim (QB), Iowa State .....	1972-74

## 17

Araposthitis, Evan (P/K), Eastern Illinois .....	2006
Berger, Mitch (P), Colorado .....	1987
Blumer, Herb (E), Missouri (also wore #15, 20) .....	1925-30, '33
Brown, Dave (QB), Duke .....	1998-2001
Butts, Ed (B), Chico State (also wore #3) .....	1929
Byrd, LaRon, (WR), Miami (Fla.) .....	2012-
Chandler, Chris (QB), Washington .....	1991-93
Compton, Ogden (QB), Hardin-Simmons .....	1955
Del Greco, Al (K), Auburn .....	1987-90
Folz, Art (B), Chicago (also wore #14) .....	1923-25
Hanlon, Bob (B), Lorain .....	1948
Hart, Jim (QB), Southern Illinois .....	1966-83
Jones, Onrea (WR), Hampton .....	2010
Krieg, Dave (QB), Milton .....	1995
Kuharich, Joe (G), Notre Dame (also wore #88) .....	1940-41, '45
Larson, Fred (C), Notre Dame .....	1929
Lauro, Lin (B), Pittsburgh .....	1951
Mason, Joel (E), Western Michigan .....	1939
Merkovsky, Elmer (T), Pittsburgh .....	1944
Montgomery, Ralph (T), Centre .....	1923
Nolan, Earl (T), Arizona .....	1937-38
Parker, Ezekiel (WR), Louisville .....	2002
Randolph, Clare (C), Indiana .....	1930
Rexer, Freeman (E), Tulane (also wore #62, 63) .....	1943, '45
Reynolds, Mack (QB), Louisiana State .....	1958-59
Root, Jim (QB), Miami (O.) .....	1953, '56
Rydzewski, Frank (T), Notre Dame .....	1921
Schneidman, Herman (B), Iowa .....	1940
Stuckey, Chansi (WR), Clemson .....	2011
Swartz, Chris (QB), Morehead State .....	1994
Waldron, Austin (G), Gonzaga .....	1927

## 18

Albert, Sergio (K), U.S. International .....	1974
Babartsky, Al (T), Fordham (also wore #24, 46) .....	1938-39, '41-42
Birdsong, Carl (P), Southwestern Oklahoma State .....	1981-85
Brennan, Willis (T), None (also wore #16, 19) .....	1920-27
Curriuan, Don (E), Boston College (also wore #54) .....	1943
Ellis, Walt (T), Detroit .....	1926-27
Gainor, Charles (E), North Dakota .....	1939
Harmon, Ham (C), Tulsa .....	1937
Holm, Bernie (B), Alabama .....	1932
Hughes, Bernie (C), Oregon .....	1934-36
Jackson, John (WR), Southern California (also wore #80) .....	1990-92
Kiesling, Walt (G), St. Thomas (Minn.) (also wore #19, 49) .....	1929-33
Kiley, Roger (E), Notre Dame .....	1923
Koehler, Bob (G), Northwestern (also wore #5, 14, 18, 19) .....	1921-26
Komar, Mack (WR), Idaho .....	2010
Knox, Kevin (WR), Florida State (also wore #82) .....	1994
Larson, Lou (B), None .....	1929
Manges, Mark (QB), Maryland .....	1978
McCullough, Andy (WR), Tennessee .....	1998-99
Moe, Hal (B), Oregon State .....	1933
Mulleneaux, Lee (C), Arizona .....	1938
Petrovich, George (T), Texas .....	1949-50
Schwartz, Elmer (B), Washington State .....	1932
Soliday, Jake (WR), Northern Iowa .....	2002
Springsteen, Bill (E), Lehigh (also wore #15) .....	1927-28
Stoudt, Cliff (QB), Youngstown State .....	1986-88
Taylor, Kerry (WR), Arizona State .....	2012-
Wallner, Fred (G), Notre Dame (also wore #61, 68) .....	1951-52, '54-55
Williams, Stephen (WR), Toledo (also wore #14) .....	2010-11

## 19

Brennan, Willis (T), None (also wore #16, 18) .....	1920-27
Halloran, Shawn (QB), Boston College .....	1987
Jenkins, MarTay (WR), Nebraska-Omaha (also wore #82) .....	1999-02
Kiesling, Walt (G), St. Thomas (Minn.) (also wore #18, 49) .....	1929-33
Killier, Lyons (G), None .....	1928
Koehler, Bob (G), Northwestern (also wore #5, 14, 18, 18) .....	1921-26
Leonard, John (T), Indiana (also wore #12) .....	1922-23
Lillard, Joe (B), Oregon State .....	1932-33
Long, Lance (WR), Mississippi State .....	2009
May, Bill (B), Louisiana State .....	1937-38
McCoy, LeRon (WR), Indiana (PA) .....	2005-06
Mehringer, Pete (T), Kansas (also wore #23) .....	1934-36
Murphy, Jim (B), St. Thomas (Minn.) .....	1928
Poole, Nathan (WR), Marshall (also wore #89) .....	2001-03
Reed, Joe (B), Louisiana State (also wore #4, 16) .....	1937, '39
Rucinski, Ed (E), Indiana (also wore #51) .....	1943-46

Sacca, Tony (QB), Penn State.....	1992-93
Skelton, John (QB), Fordham.....	2010-12
Smith, Charles (B), Georgia.....	1947
Spiller, Phil (DB), California State-Los Angeles.....	1967
Tupa, Tom (QB/P), Ohio State.....	1988-91
Underwood, John (G), None.....	1929
Williams, Jake (T), Texas Christian (also wore #42).....	1929-33
Wood, Mike (P/K), Southeast Missouri State.....	1978-79

## 20

Anderson, Damien (RB), Northwestern (also wore #22).....	2002-05
Auer, Howard (T), Michigan.....	1933
Bailey, Claron "Monk" (DB), Utah.....	1964-65
Bailey, Johnny (RB/KR), Texas A&I.....	1992-93
Barber, Mike (WR), Marshall.....	1989
Barnes, Mike (DB), Texas-Arlington.....	1967-68
Bell, Gordon (RB), Michigan.....	1978-79
Blumer, Herb (E), Missouri (also wore #15, 17).....	1925-30, '33
Brown, Ralph (CB), Nebraska.....	2007-09
Chappell, Leon (G), None.....	1920-21
Coffee, Jim (B), Louisiana State.....	1937-38
Cross, Bill (B), West Texas State (also wore #90).....	1951-53
Curtis, Travis (FS), West Virginia.....	1987-88
Farr, Miller (DB), Wichita State.....	1970-72
Goble, Les (B), Alfred.....	1954-55
Hall, Ken (RB), Texas A&M.....	1959, '61
Jefferson, A.J. (CB), Fresno State.....	2010-11
Kenneally, George (G), St. Bonaventure.....	1930
Lewis, Woodley (B), Oregon.....	1956-59
Moore, Ronald (RB), Pittsburg State (Kan.) (also wore #30).....	1993-94, '97
Neuman, Bob (E), Illinois Wesleyan.....	1934-36
Oliver, Clancy (CB), San Diego State.....	1934-37
Ramsey, Garrard (G), William & Mary.....	1946-51
Reed, Lamont (CB), North Carolina State (also wore #23).....	2005
Robl, Hal (B), Wisconsin State-Oshkosh.....	1945
Sensibaugh, Mike (S), Ohio State.....	1972-77
Vodicka, Joe (B), None.....	1945
Waters, Andre (S), Cheyney State.....	1994
Willard, Ken (RB), North Carolina.....	1974

## 21

Abdullah, Hamza (S), Washington State (also wore #23, 41).....	2009-11
Beal, Norm (DB), Missouri.....	1962
Blackwell, Hal (B), South Carolina.....	1945
Bohlmann, Frank (G), Marquette.....	1942
Campbell, Bill (G), Oklahoma (also wore #53).....	1945-49
Davis, Cedric (CB), Tennessee State.....	1995
Davis, Dexter (DB), Clemson (also wore #48).....	1991-93
Dowling, Pat (E), DePaul.....	1929
Eaton, Tracey (S), Portland State.....	1990
Greene, Ed (E), Loyola (Ill.).....	1926-27
Hardy, Jim (B), Southern California (also wore #22, 24).....	1949-51
Hill, Renaldo (CB), Michigan State (also wore #45).....	2001-04
Horstmann, Roy (B), Purdue (also wore #42).....	1934
Jackson, Mark (CB), Abilene Christian.....	1987
Johnson, Al (B), Kentucky.....	1939-41
Keane, Tom (B), West Virginia.....	1955
Kingery, Ellsworth (B), Tulane.....	1954
Malloy, Les (B), Loyola (Ill.).....	1931-33
Metcalf, Eric (WR/KR), Texas.....	1998
Metcalf, Terry (RB), California State-Long Beach.....	1973-77
Miniefield, Kevin (DB), Arizona State.....	1997
Pangle, Hal (B), Oregon State.....	1935-38
Pearson, Patrick (CB), Louisiana State.....	2011-
Robnett, Marshall (G), Texas A&M (also wore #43).....	1943, '45
Rolle, Antrel (CB/S), Miami.....	2005-09
Sandifer, Dan (B), Louisiana State.....	1953
Sears, Jim (DB), Southern California.....	1954, '57-58
Smith, Wilfred (E), DePaul.....	1923-25
Stief, Dave (WR), Portland State (also wore #84).....	1978-82
Stovall, Jerry (DB), Louisiana State.....	1963-71
Tinsley, Jess (T), Louisiana State (also wore #31).....	1929-33
Whitman, Laverne (B), Tulsa.....	1951-53
Williams, Clarence (RB), Michigan.....	1999-2000
Williams, James (CB), Fresno State.....	1994
Yeisley, Don (E), None.....	1927-28

## 22

Anderson, Damien (RB), Northwestern (also wore #20).....	2002-05
Anderson, Ed (E), Notre Dame (also wore #4, 16).....	1922-25
Baker, Conway (T), Centenary.....	1936-43, '45
Burl, Alex (B), Colorado A&M.....	1956
Butler, Crezdon (CB), Clemson (also wore #32).....	2011-12
Carter, Dyshod (CB), Kansas State (also wore #38).....	2004-05
Duerson, Dave (DB), Notre Dame.....	1991-93
Gault, Prentice (RB), Oklahoma.....	1961-67
Gay, William (CB), Louisville.....	2012
Gehrke, Fred (B), Utah.....	1950
Gordon, Lou (T), Illinois.....	1930-35

Hardy, Jim (B), Southern California (also wore #21, 24).....	1949-51
Higgs, Mark (RB), Kentucky.....	1994-95
Jackson, Charley (B), Southern Methodist.....	1958
Kay, Bill (DB), Purdue.....	1984
Knight, Tom (CB), Iowa (also wore #24).....	1997-2001
Mallouf, Ray (B), Southern Methodist (also wore #78, 98).....	1941, '46-48
Paul, Don (DB/HB), Washington State (also wore #37).....	1950-53
Sachs, Len (E), Loyola (Ill.) (also wore #7).....	1920-23, '25
Smith, Emmitt (RB), Florida.....	2003-04
Starks, Duane (CB), Miami (Fla.) (also wore #28).....	2002-04
Ware, Matt (CB/S), UCLA.....	2006-10
Wehrli, Roger (CB), Missouri.....	1969-82
Wilson, Adrian (SS), North Carolina State (also wore #24).....	2001-12

## 23

Abdullah, Hamza (S), Washington State (also wore #21, 41).....	2009-11
Blazine, Tony (T), Illinois Wesleyan.....	1935-40
Bradford, Ronnie (CB), Colorado.....	1996
Butler, John (B), Tennessee.....	1944
Clement, John (B), Southern Methodist.....	1941
Fleming, Jamell (CB), Oklahoma.....	2012-
Granger, Charles (G/T), Southern.....	1961
Hearst, Garrison (RB), Georgia.....	1993-95
Hunter, Darrell (CB), Miami (OH).....	2006
McBride, Truaine (CB), Mississippi.....	2010
McGee, Dell (CB), Auburn (also wore #24).....	1996-98
Mehring, Pete (T), Kansas (also wore #19).....	1934-36
Paremore, Bob (RB), Florida A&M.....	1963-64
Perrin, Benny (FS), Alabama.....	1982-85
Reed, Lamont (CB), North Carolina State (also wore #20).....	2005
Rhinehart, Coby (DB), Southern Methodist.....	1999-03
Roland, Johnny (RB), Missouri.....	1966-72
Scott, Ed (FS), Grambling.....	1987
Speegle, Cliff (C), Oklahoma (also wore #64).....	1945
Stone, Ken (DB), Vanderbilt.....	1977-80
Thurman, Dennis (FS), Southern California.....	1986
Turner, Marcus (DB), UCLA.....	1989-91
Walls, Raymond (CB), Southern Mississippi.....	2005
Whalen, Bill (T), None.....	1920-24

## 24

Babartsky, Al (T), Fordham (also wore #18, 46).....	1938-39, '41-42
Baker, Roy (B), Southern California.....	1929-30
Bates, Mario (RB), Arizona State.....	1998-99
Brosky, Al (B), Illinois.....	1954
Brown, Terry (DB), Oklahoma State.....	1969-70
Carr, Jim (B), Morris Harvey.....	1955, '57
Cochran, John (B), Wake Forest.....	1947-50
Collins, Paul (B), Missouri.....	1945
Creighton, Milan (E), Arkansas (also wore #25).....	1931-37
Currie, Herschel (DB), Oregon State.....	1994
Hardy, Jim (B), Southern California (also wore #21, 22).....	1949-51
Hunter, Patrick (CB), Nevada.....	1995
Hust, Al (E), Tennessee.....	1946
Kellogg, Clarence (B), St. Mary's (Calif.).....	1936
Knight, Tom (CB), Iowa (also wore #22).....	1997-2001
Kuzman, John (T), Fordham.....	1941
McCarthy, John (B), St. Francis.....	1944
McGee, Dell (CB), Auburn (also wore #23).....	1996-98
Morris, Wayne (RB), Southern Methodist.....	1976-83
O'Connor, Dan (G), Georgetown.....	1920-24
Olson, Carl (T), UCLA.....	1942
Patrick, Frank (B), Pittsburg.....	1938-39
Psaltis, Jim (B), Southern California.....	1953, '55
Reynolds, John (C), Baylor.....	1937
Sitko, Emil (B), Notre Dame.....	1951-52
Stacy, William (DB), Mississippi State.....	1959-63
Watkins, Bob (B), Ohio State.....	1958
Wilson, Adrian (S), North Carolina State (also wore #22).....	2001-12
Woffley, Ron (RB), West Virginia.....	1985-91

## 25

Bakken, Jim (K), Wisconsin.....	1962-78
Belden, Charles (B), St. Mary's (Calif.) (also wore #39).....	1929-31
Blair, Stanley (CB), Southeastern Oklahoma State.....	1990
Blount, Eric (RB/KR), North Carolina.....	1992-93
Brooks, Carlos (DB), Bowling Green.....	1995
Chavous, Corey (DB), Vanderbilt.....	1998-2001
Clark, Beryl (B), Oklahoma.....	1940
Creighton, Milan (E), Arkansas (also wore #24).....	1931-37
Dowell, Gwynn (B), Texas Tech.....	1935-36
Eckl, Bob (T), Wisconsin (also wore #46).....	1945
Goss, Jason (CB), Texas Christian.....	2003
Green, Roy (DB/WR), Henderson State (also wore #81).....	1979-90
Green, Eric (CB), Virginia Tech.....	2005-08
Greene, Frank (B), Tulsa.....	1934
Higgins Jim (G), Trinity Texas.....	1941
Koken, Mike (B), Notre Dame.....	1933
Kreji, Joe (E), Peru State (Ind.).....	1934

McAfee, Fred (RB), Mississippi College.....	1994
McFadden, Bryant (CB), Florida State.....	2009
Mitchell, Roland (CB), Texas Tech.....	1988-89
Moore, Bill (B), Loyola (La.).....	1932
Murphy, Bill (G), Washington (Mo.) (also wore #12).....	1940-41
Neill, Jim (B), Texas Tech.....	1939
Nolan, Dick (B), Maryland.....	1958
Norton, Jerry (DB), Southern Methodist.....	1959-61
Ohalete, Ifeanyi (FS), Southern California.....	2004
Prentice, Travis (RB), Miami (OL).....	2002
Rhodes, Kerry (FS), Louisville.....	2010-12
Schillinger, Andy (WR), Miami (OL).....	1988-89
Sims, Ken (CB), Iowa.....	1987

## 26

Apolskis, Ray (T), Marquette (also wore #69, 75).....	1941-42, '45-50
Bogue, George (B), Stanford.....	1930
Brown, J.B. (DB), Maryland.....	1998
Cecil, Chuck (FS), Arizona.....	1993
Colbert, Rondy (DB), Lamar.....	1977
Cook, Dave (B), Illinois.....	1934-36
Crump, Dwayne (DB), Fresno State.....	1973-76
Dougherty, Phil (C), Santa Clara.....	1938
Downs, Michael (FS), Rice.....	1989
Field, Amod (WR), Montclair State.....	1990-91
Fisher, Mike (WR), Baylor.....	1981
Handler, Phil (G), Texas Christian (also wore #32, 46).....	1930-36
Heidel, Jimmy (DB), Mississippi.....	1966
Hood, Roderick (CB), Auburn.....	2007-08
Hultz, George (DT), Southern Mississippi.....	1962
Jones, Thomas (RB), Virginia.....	2000-02
Jones, Tony (DB), Syracuse (also wore #37).....	1995
Latourette, Chuck (DB/P), Rice.....	1967-68, 70-71
Ledbetter, Homer (B), Arkansas.....	1932-33
Lott, Thomas (RB), Oklahoma.....	1979
Lyles, Lester (FS), Virginia.....	1988
McDaniel, Emmanuel (CB), East Carolina.....	2003
Miller, Milford (G), Chadron State.....	1936-37
Price, Mitchell (DB), Tulane.....	1992
Schmitt, George (S), Delaware.....	1983
Smith, Ben (DB), Georgia.....	1995-96
Smith, George (B), Villanova.....	1943
Steinbach, Larry (T), St. Thomas (Minn.).....	1931-33
Tate, Robert (CB), Cincinnati.....	2004-06
Wells, Beanie (RB), Ohio State.....	2009-12

## 27

Adams, Michael (CB) Louisiana-Lafayette.....	2007-12
Allen, Carl (DB), Southern Mississippi.....	1977-82
Diehl, Charles (G), Idaho.....	1930-31
Dugan, Len (C), Wichita (also wore #46, 48).....	1937-39
Eason, Nijrel (DB), Arizona State.....	2002
Howard, Ty (CB), Ohio State (also wore #29).....	1997-98
Johnson, Gregory (SS), Oklahoma State.....	1987
Lokanc, Joe (G), Northwestern.....	1941
Macklin, David (CB), Penn State.....	2004-06
Martin, Glen (B), Southern Illinois.....	1932
Mayes, Tony (FS), Kentucky.....	1987
Moss, Eddie (RB), Southeast Missouri State.....	1973-76
Oldham, Chris (DB), Oregon.....	1991, '92, '93-94
Paul, Tito (DB), Ohio State.....	1995-97
Shivers, Roy (RB), Utah State.....	1966-72
Taylor, Jay (CB), San Jose State.....	1989-92
Tipton, Howard (B), Southern California (also wore #34).....	1933-37

## 28

Arrington, J.J. (RB), California.....	2005-08
Bennett, Tommy (S), UCLA.....	1996-2000
Berry, Gil (B), Illinois.....	1935
Bonelli, Ernie (B), Pittsburgh.....	1945
Carter, Ross (G), Oregon.....	1936-39
Ciccone, Ben (C), Duquesne.....	1942
Evans, Dick (E), Iowa (also wore #35).....	1940-43
Farmer, Ted (RB), Oregon.....	1978
Flenniken, Max (B), Geneva.....	1930
Giblin, Robert (DB), Houston.....	1977
Griffith, Homer (B), Southern California (also wore #33).....	1934
Jeffery, Tony (RB), Texas Christian.....	1988
Lainhart, Porter (B), Washington State.....	1933
Lofton, Steve (DB), Texas A&M (also wore #42).....	1991-93
Nesbitt, Dick (B), Drake (also wore #47).....	1933
Ogden, Ray (FL), Alabama.....	1965-66
Pittman Charlie, (RB), Penn State.....	1970
Rankin, Walt (B), Texas Tech (also wore #40, 42, 63).....	1941, '43, '45-47
Rashad, Ahmad (WR), Oregon.....	1972-73
Shaw, Jesse (G), Southern California.....	1931
Starks, Duane (CB), Miami (Fla.) (also wore #22).....	2002-04
Stringer, Scott (DB), California.....	1974
Toler, Greg (CB), Saint Paul's (VA).....	2009-12

Toscani, Frank (B), St. Mary's (Calif.).....	1932
Vesser, John (E), Idaho (also wore #10, 36).....	1927, '30-31

## 29

Britton, Earl (B), Illinois.....	1929
Carter, Joe (E), Southern Methodist.....	1945
Cosner, Don (B), Montana State.....	1939
Doyle, Ted (E), Nebraska.....	1944
Harris, Quentin (S), Syracuse.....	2002-05
Hobley, Lifford (DB), Louisiana State.....	1985
Holloway, Johnny (CB), Kansas.....	1987
Holman, Scott (WR), Oregon.....	1986
Howard, Ty (CB), Ohio State (also wore #27).....	1997-98
Keys, Brady (DB), Colorado State.....	1966
Lynch, Lorenzo (DB), California State-Sacramento.....	1990-95
Martin, John (B), Oklahoma.....	1941-44
McDonnell, Mickey (B), None (also wore #44).....	1925-30
Murrell, Adrian (RB), West Virginia.....	1998-99
Rodgers-Cromartie, Dominique (CB), Tennessee State.....	2008-10
Shelley, Dex (B), Texas.....	1932
Smith, Alfonso (RB), Kentucky (also wore #46).....	2010-
Taylor, Chester (RB), Toledo.....	2011
Williams, Gerald (CB), Langston.....	1980
Wood, Bob (T), Alabama.....	1940

## 30

Allen, Ed (E), Creighton.....	1928
Ayanbadejo, Obafemi (FB), San Diego State.....	2004-06
Boyd, Bill (B), Westminster (Mo.).....	1930-31
Bradley, Bill (DB), Texas.....	1977
Bradley, Hal (G), Iowa.....	1928
Brown, Lance (DB), Indiana.....	1995-96
Bryant, Charlie (RB), Allen (S.C.).....	1966-67
Chisick, Andy (C), Villanova.....	1940-41
Claypool, Ralph (C), Purdue (also wore #10).....	1925-26, '28
Green, Marshay (CB), Mississippi.....	2011
Finn, Bernie (B), Holy Cross.....	1932
Hammond, Gary (WR), Southern Methodist.....	1973-76
Hansen, Cliff (B), Luther.....	1933
Hinchman, Hub (B), Butler (also wore #32).....	1933-34
Lawrence, Jim (B), Texas Christian (also wore #8, 11).....	1936-39
Little, David (TE), Middle Tennessee State.....	1990
McElroy, Leeland (RB), Texas A&M.....	1996-97
Mitchell, Stump (RB), Citadel.....	1981-89
Monahan, Regis (G), Ohio State.....	1939
Moore, Ronald (RB), Pittsburg State (Kan.) (also wore #20).....	1993-94, '97
Morrow, John (G), Kearney State.....	1937-38
Person, Ara (TE), Morgan State.....	1972
Peterson, Ken (B), Gonzaga.....	1935
Shelby, Willie (RB), Alabama.....	1978
Simas, Bill (B), St. Mary's (Calif.).....	1932-33
White, Anthony (RB), Kentucky.....	2002
White, Paul (RB), Texas-El Paso.....	1970-71

## 31

Ashton, Josh (RB), Tulsa.....	1975
Beatty, Chuck (DB), North Texas State.....	1972
Bethel, Justin (S), Presbyterian.....	2012-
Brown, Rod (FB), North Carolina State.....	1997-98
Daanen, Jerry (WR), Miami (Fla.) (also wore #41).....	1968-70
Davis, Jerry (B), Southeast Louisiana.....	1948-51
Failing, Fred (G), Central J.C. (Kan.).....	1930
Fain, Richard (DB), Florida.....	1991
Ferrell, Earl (RB), East Tennessee State.....	1982-89
Field, Harry (T), Oregon State.....	1934-36
Fife, Ralph (G), Pittsburgh.....	1942, '45
Fitzgibbon, Paul (B), Creighton.....	1928
Hammack, Malcolm (RB), Florida.....	1955, 57-66
Harris, Odie (DB), Sam Houston State.....	1992-94
Hummel, Arnie (B), Lombard.....	1927
Johnston, Jimmy (B), Washington.....	1946
Marshall, Richard (CB), Fresno State.....	2011
Shipp, Marcel (RB), Massachusetts.....	2001-07
Symank, John (DB), Florida.....	1963
Terry, Ryan (RB), Iowa.....	1995-96
Tinsley, Gaynell (E), Louisiana State (also wore #11, 49).....	1937-38, '40
Tinsley, Jess (T), Louisiana State (also wore #21).....	1929-33
Weaver, Charles (G), Chicago (also wore #32).....	1930
Wilson, Gordon (C), Texas Mines.....	1942-43, '45
Wright, Jason (RB), Northwestern.....	2009-10

## 32

Anderson, Otis (RB), Miami (Fla.).....	1979-86
Banonis, Vince (C), Detroit (also wore #11).....	1942, 46-50
Broughton, Nehemiah (FB), The Citadel.....	2010
Butler, Crezdon (CB), Clemson (also wore #22).....	2011-12
Croom, Larry (RB), Nevada-Las Vegas.....	2004
Daddio, Bill (E), Pittsburgh.....	1941-42
Deskin, Versil (E), Drake (also wore #45).....	1935-39



Flagler, Terrence (RB), Clemson.....	1990-91
Gray, Oscar (FB), Arkansas.....	1995
Grosvenor, George (B), Colorado.....	1936-37
Handler, Phil (G), Texas Christian (also wore #26, 32).....	1930-36
Harrison, Reggie (RB), Cincinnati.....	1974
Harvey, Frank (FB), Georgia.....	1994
Hayden, Leo (RB), Ohio State.....	1972-73
Hinchman, Hub (B), Butler (also wore #30).....	1933-34
Holmer, Walt (B), Northwestern.....	1931-32
Jackson, James (RB), Miami.....	2005
James, Edgerrin (RB) Miami (FL).....	2006-08
Johnson, LeShon (RB), Northern Illinois.....	1995-97
Jordan, Tony, (RB), Kansas State.....	1988-89
Latin, Jerry (RB), Northern Illinois.....	1975-78
Lindsey, Corey (CB), Southern Illinois.....	2011
Mooney, Jim (T), Georgetown.....	1935
Pittman, Michael (RB), Fresno State.....	1998-2001
Ruess, Doug (B), Kansas State (also wore #12, 33).....	1934-39
Waveler, Charles (G), Chicago (also wore #31).....	1930
Word, Barry (RB), Virginia.....	1994

### 33

Barnes, Lawrence (RB), Tennessee State.....	1978
Belton, Willie (RB), Maryland State.....	1973-74
Bowie, Kevin (RB), Mississippi State.....	1997
Brown, Ivory Lee (RB), Arkansas-Pine Bluff.....	1991-92
Brown, Theotis (RB), UCLA.....	1979-81
Burch, John (RB), Tennessee-Martin.....	1989
Cahill, Ron (B), Holy Cross.....	1943
Cheatham, Lloyd (QB), Auburn (also wore #66).....	1942
Crenshaw, Willis (FB), Kansas State.....	1964-69
Evans, Earl (T), Harvard.....	1925
Glick, Frederick (DB), Colorado A&M.....	1960-61
Gray, Tim (DB), Texas A&M.....	1975
Green, Justin (FB), Montana.....	2009
Griffith, Homer (B), Southern California (also wore #28).....	1934
Jackson, Roland (FB/LB), Rice.....	1962
Knolla, John (B), Creighton.....	1942, '45
Lee, Monte (LB), Texas.....	1961
Lind, Al (C), Northwestern.....	1936
Matson, Ollie (RB), San Francisco.....	1952-58
McAdoo, Derrick (RB), Baylor.....	1987-88
McCullough, Hugh (B), Oklahoma.....	1940-41
McDonald, Brandon (CB), Memphis.....	2010
Morrow, Harold (FB), Auburn.....	2005
Olszewski, Johnny (B), California (also wore #36).....	1953-57
Okoniewski, Steve (DT), Washington (also wore #36).....	1976
Pappio, Joe (B), Haskell.....	1930
Powell, William (RB), Kansas State.....	2012-
Ruess, Doug (B), Kansas State (also wore #12, 32).....	1934-39
Scobey, Josh (RB), Kansas State.....	2002-04
Semes, Bernie (B), Duquesne.....	1944
Walker, Quentin (RB), Virginia.....	1984-85
Willingham, Larry (DB), Auburn.....	1971-72, '76
Yablonski, Ventan (B), Columbia.....	1948-51

### 34

Clark, Jessie (RB), Arkansas.....	1988-89
Glassgow, Willis (B), Iowa.....	1931
Griffith, Robert (FS), San Diego State.....	2005-06
Harder, Pat (B), Wisconsin.....	1946-50
Heater, Don (RB), Montana Tech.....	1972
Hickman, Larry (B), Baylor.....	1959
Hightower, Tim (RB), Richmond.....	2008-10
Hoage, Terry (S), Georgia.....	1994-96
Hunter, Monty (DB), Salem College.....	1983
Jackson, Dexter (FS), Florida State.....	2003-04
Jones, Steve (RB), Duke.....	1974-78
Jue, Bhawoh (S), Penn State.....	2007
Koman, William (LB), North Carolina.....	1959-67
Makovicka, Joel (FB), Nebraska.....	1999-02
Mumford, Tony (RB), Penn State.....	1985
Panelli, John (FB/LB), Notre Dame.....	1951-53
Rooney, Cobb (E), None.....	1929-30
Rosema, Rocky (LB), Michigan.....	1968-71
Thompson, Anthony (RB), Indiana.....	1990-92
Tipton, Howard (B), Southern California (also wore #27).....	1933-37
Williams, Ryan (RB), Virginia Tech.....	2011-

### 35

Burkett, Jeff (E), Louisiana State (also wore #88, 89).....	1947
Carter, Dyshod (CB), Kansas State (also wore #22 and #38).....	2004
Celestin, Oliver (SS), Texas Southern.....	2007
Childress, Joe (RB), Auburn.....	1960, '62-65
Duggins, George (E), Purdue (also wore #43).....	1934
Evans, Dick (E), Iowa (also wore #28).....	1940-43
Griffin, Jeff (CB), Utah.....	1981-85
Kochel, Mike (G), Fordham.....	1939
Kreider, Dan (FB), New Hampshire.....	2009
Maple, Howard (B), Oregon State.....	1930

Masters, Walt (QB), Pennsylvania (also wore #40).....	1943-44
Mimbs, Robert (RB), Kansas.....	1988
Otis, Jim (RB), Ohio State.....	1973-78
Rogers, Glynn (G), Texas Christian.....	1939
Shazor, Ernest (S), Michigan.....	2005
Sherman, Anthony (FB), Connecticut.....	2011-12
Smith, Dennis (TE), Utah.....	1990
Stegert, Larry (RB), Texas A&M.....	1971
White, Arthur (G), Alabama.....	1940-41
Williams, Aeneas (CB), Southern.....	1991-00

### 36

Balasz, Frank (B), Iowa (also wore #44).....	1941, '45
Barrett, David (CB), Arkansas.....	2000-03
Bukant, Joe (B), Washington (Mo.).....	1942-43
Butler, Jim (RB), Edward Waters (Fla.).....	1972
Christopherson, Ryan (FB), Wyoming.....	1996
Ferri, Diamond (RB) Syracuse.....	2006
Harrington, Perry (RB), Jackson State.....	1984-85
Lane, MacArthur (RB), Utah State.....	1968-71
Mestnik, Frank (RB), Marquette.....	1960-61
Okoniewski, Steve (DT), Washington (also wore #33).....	1976
Olszewski, Johnny (B), California.....	1953-57
Pasquarello, Ralph (B), Villanova.....	1951-52
Phillips, Rod (RB), Jackson State.....	1979-80
Reaves, Ken (S), Norfolk State.....	1974-77
Ribble, Loran (G), Hardin-Simmons.....	1933
Sikahema, Vai (RB/KR), Brigham Young.....	1986-90
Sloan, Dwight, (QB), Arkansas.....	1938
Stephens-Howling, LaRod (RB), Pittsburgh.....	2009-12
Szot, Walt (T), Bucknell.....	1946-48
Thornton, Bill (RB), Nebraska.....	1963-65, '67
Vesser, John (E), Idaho (also wore #10, 28).....	1927, '30-31
Withrow, Cal (C), Kentucky.....	1974

### 37

Allen, Jeff (DB), Iowa State.....	1971
Brown, Hardy (LB), Tulsa.....	1956
Centers, Larry (RB), Stephen F. Austin.....	1990-98
Considine, Sean (S), Iowa.....	2011
Cowan, Larry (RB), Jackson State.....	1987
Fischer, Pat (DB), Nebraska.....	1961-67
Geri, Joe (B), Georgia.....	1952
Goodman, Don (RB), Cincinnati (also wore #40).....	1987
Greene, Ken (DB), Washington State.....	1978-82
Guidry, Kevin (CB), Louisiana State.....	1989
Jones, Tony (DB), Syracuse (also wore #26).....	1995
King, Emmett (B), None.....	1954
Lach, Steve (B), Duke.....	1942
Mayers, Adrian (SS), Louisiana State.....	2004-05
Milligan, Hank (SS), Houston.....	2006
Moore, Ricky (FB), Alabama.....	1988
Owens, Marv (WR), San Diego State.....	1973
Paul, Don (DB/HB), Washington State (also wore #22).....	1950-53
Phillipott, Dean (B), Fresno State.....	1958
Rose, Gene (DB), Wisconsin (also wore #38).....	1929-32
Schwall, Vic (B), Northwestern (also wore #89).....	1947-50
Self, Clarence (B), Wisconsin.....	1949
Spinks, Jack (G), Alcorn A&M.....	1953
Stewart, Vaughan (C), Alabama.....	1943
Wilson, Mike (DB), Western Illinois.....	1969
Woodeshick, Tom (RB), West Virginia.....	1972

### 38

Burns, Leon (RB), California State-Long Beach.....	1972
Carter, Dyshod (CB), Kansas State (also wore #22 and #35).....	2004
Crass, Bill (B), Louisiana State.....	1937
Dunstan, Elwyn (T), Portland.....	1938-39
Harris, Kenny (DB), North Carolina State.....	1997
Nelson, Lee (S), Florida State.....	1976-86
Rose, Gene (DB), Wisconsin (also wore #37).....	1929-32
Sabados, Andy (G), Citadel.....	1939-40
Scales, Hurlie (DB), North Texas State.....	1974
Shook, Fred (C), Texas Christian.....	1941
Triplett, Bill (RB), Miami (O.).....	1962-63, '65-66
Zordich, Michael (S), Penn State.....	1989-93

### 39

Belden, Charles (B), St. Mary's (Calif.) (also wore #25).....	1929-31
Bronson, John (TE/FB) Penn State (also wore #85).....	2005-06
Curcillo, Tony (B), Ohio State.....	1953
DeCorravant, Bill (B), Northwestern.....	1947-48
Druis, Al (B), Temple.....	1945-46
Edwards, Cid (RB), Tennessee State.....	1968-71
Harrell, Willard (RB), Pacific.....	1978-84
Henesey, Brian (RB), Bucknell.....	1994
Johnson, Johnny (RB), San Jose State.....	1990-92
McKinley, Dennis (FB), Mississippi State.....	1999-2002
Perko, John (G), Minnesota.....	1944
Richardson, C.J. (DB), Miami (Fla.).....	1995



Sanders, James (S), Fresno State..... 2012  
 Sargent, Broderick (RB), Baylor..... 1986-87

## 40 (Retired)

Adams, Michael (CB), Arkansas State..... 1989  
 Breddie, Bill (B), Oklahoma A&M..... 1954  
 Conrad, Bobby Joe (FL), Texas A&M..... 1960-68  
 Crow, Lindon (DB), Southern California..... 1955-57  
 Fisher, Ev (B), Santa Clara (also wore #10)..... 1938-39  
 Gay, Bill (B), Notre Dame..... 1951-52  
 Goodman, Don (RB), Cincinnati (also wore #37)..... 1987  
 Greene, Doug (DB), Texas A&I..... 1978  
 Love, Randy (RB), Houston..... 1979-85  
 Massey, Robert (DB), North Carolina Central..... 1991-93  
 Masters, Walt (DB), Pennsylvania (also wore #35)..... 1943-44  
 Moore, Derrick (RB), Northeastern State (Okla.)..... 1996-97  
 Moynihan, Tim (C), Notre Dame (also wore #11)..... 1932-33  
 Norman, Bob (C), None..... 1945  
 Popovich, John (B), St. Vincent..... 1944  
 Rankin, Walt (B), Texas Tech (also wore #28, 42, 63)..... 1941, '43, '45-47  
 Sarringhaus, Paul (B), Ohio State..... 1946  
 Smith, Bill (E), Washington..... 1934-39  
 Tillman, Pat (S), Arizona State  
 (honored with number retirement)..... 1998-2001  
 Triplett, Wally (B), Penn State..... 1952-53  
 Washington, Eric (DB), Texas-El Paso..... 1972-73  
 Yarr, Tom (C), Notre Dame..... 1933

## 41

Abdullah, Hamza (S), Washington State (also wore #21, 23)..... 2009-11  
 Bedford, Vance (CB), Texas..... 1982  
 Bova, Tony (E), St. Francis..... 1944  
 Carter, Carl (CB), Texas Tech..... 1986-89  
 Carter, Willie (B), Tennessee State..... 1953  
 Curry, Clarence (C), Villanova..... 2004  
 Daanen, Jerry (WR), Miami (Fla.) (also wore #31)..... 1968-70  
 Dewell, Bill (E), Southern Methodist (also wore #7)..... 1940-41, '45-49  
 Duren, Clarence (S), California..... 1973-76  
 Ghersanich, Vernon (G), Auburn..... 1943  
 Hill, James (DB), Sam Houston State..... 1960-64  
 Lucas, Justin (DB), Abilene Christian..... 1999-2003  
 Murphy, Tom (B), Arkansas..... 1934  
 Pofsfoot, Fran (E), Washington State..... 1950-52  
 Provost, Ted (DB), Ohio State..... 1971  
 Rogge, George (E), Iowa..... 1931-33  
 Sarboe, Phil (B), Washington State..... 1934-36  
 Shenefelt, Paul (T), Manchester..... 1934-35  
 Thomas, Jim (G), Oklahoma..... 1939-40  
 Wheeler, Ernie (B), North Dakota State..... 1939, '42  
 Wright, Nate (DB), San Diego State..... 1969-70

## 42

Booty, John (DB), Texas Christian..... 1993  
 Detwiler, Chuck (S), Utah State..... 1973  
 Dove, Bob (E), Notre Dame..... 1948-53  
 Duggan, Gil (T), Oklahoma (also wore #60, 64)..... 1942-43, '45  
 Goldberg, Marshall "Biggie" (B/DB), Pittsburgh (also wore #73, 99)..... 1939-40, '46-48  
 Hodgins, James (FB), San Jose State..... 2003-05  
 Holt, Terrence (FS), North Carolina State..... 2007  
 Horstmann, Roy (B), Purdue (also wore #21)..... 1934  
 Ivy, Frank (Pop), (E), Oklahoma (also wore #7, 51)..... 1940-42, '45-47  
 James, Javaris (RB), Miami (Fla.)..... 2012  
 Johnson, Bobby (DB), Texas..... 1985-86  
 Lassiter, Kwamie (DB), Kansas..... 1995-02  
 Lofton, Steve (DB), Texas A&M (also wore #28)..... 1991-93  
 Preston, John (SS), Central State (Okla.)..... 1987  
 Rankin, Walt (B), Texas Tech (also wore #28, 40, 63)..... 1941, '43, '45-47  
 Sanders, Lonnie (DB), Michigan State..... 1968-69  
 Thompson, Norm (DB), Utah (also wore #43)..... 1971-76  
 Wicks, Bob (WR), Utah State..... 1972  
 Williams, Herb (DB), Southern..... 1981-82  
 Williams, Jake (T), Texas Christian (also wore #42)..... 1929-33  
 Wilson, Bill (E), Gonzaga..... 1935-37  
 Woodson, Abe (DB), Illinois..... 1965-66

## 43

Anderson, Stevie (WR), Grambling State (also wore #82)..... 1995-96  
 Bayless, Martin (DB), Bowling Green..... 1984  
 Busler, Ray (T), Marquette (also wore #97)..... 1940-41, '45  
 Carpenter, Steve (DB), Western Illinois..... 1981  
 Darby, Matt (S), UCLA..... 1996-97  
 Duggins, George (E), Purdue (also wore #35)..... 1934  
 Kassel, Charles (E), Illinois (also wore #12)..... 1929-33  
 Montgomery, Bill (B), Louisiana State..... 1946  
 Nichelli, Al (B), St. Mary's (Calif.)..... 1935-36  
 Plummer, Tony (DB), Pacific..... 1970  
 Robnett, Marshall (G), Texas A&M (also wore #21)..... 1943, '45  
 Sauls, Mack (DB), Southwest Texas State..... 1968-69

Thompson, Norm (DB), Utah (also wore #42)..... 1971-76  
 Young, Lonnie (FS), Michigan State..... 1985-90

## 44

Anderson, Donny (RB), Texas Tech..... 1972-74  
 Baker, Tony (RB), East Carolina..... 1989  
 Balasz, Frank (B), Iowa (also wore #36)..... 1941, '45  
 Barry, Paul (B), Tulsa..... 1954  
 Baxter, Jarrod (FB), New Mexico..... 2005  
 Bradley, Hal (E), Elon..... 1938-39  
 Brim, Michael (CB), Virginia Union..... 1988  
 Christman, Paul (QB), Missouri (also wore #15)..... 1945-49  
 Collier, Tim (CB), East Texas State..... 1980-81  
 Crow, John David (RB), Texas A&M..... 1958-64  
 Franklin, George (RB), Texas A&I..... 1977-78  
 Gasparella, Joe (B), Notre Dame..... 1951  
 Gilliam, John (WR), South Carolina State..... 1969-71  
 Graham, Al (G), None..... 1932-33  
 Johnson, D.J. (DB), Kentucky..... 1996  
 Karras, John (B), Illinois..... 1952  
 Longo, Tom (DB), Notre Dame..... 1971  
 Mann, Dave (B), Oregon State..... 1955-57  
 McCleskey, J.J. (DB), Tennessee..... 1996-00  
 McDonnell, Mickey (B), None (also wore #29)..... 1925-30  
 Nevers, Ernie (B), Stanford (also wore #11)..... 1929-31  
 Samuels, Terry (TE), Kentucky (also wore #89)..... 1994-95  
 Schable, A.J. (FB), South Dakota (also wore #96)..... 2006  
 Smith, Wayne (CB), Purdue..... 1982-86  
 Stone, Michael (CB), Memphis..... 2001-04  
 Swistowicz, Mike (B), Notre Dame..... 1950  
 Volok, Bill (G), Tulsa..... 1934-39  
 Woolsey, Rolly (DB), Boise State..... 1978

## 45

Aldridge, Melvin (S), Murray State..... 1995  
 Booth, Clarence (T), Southern Methodist..... 1943  
 Carr, Lydell (FB), Oklahoma..... 1989  
 Deskin, Versil (E), Drake (also wore #32)..... 1935-39  
 Driskill, Joseph (DB), Northeast Louisiana..... 1960-61  
 Durko, John (E), Albright..... 1945  
 Fuller, Larry (B), None..... 1945  
 Hanson, Homer (G), Kansas State..... 1935-36  
 Hill, Renaldo (DB), Michigan State (also wore #21)..... 2001-04  
 Hoey, George (DB), Michigan..... 1971  
 Kichelski, Walt (E), Miami (Fla.)..... 1944  
 Maur'a, Reagan (FB), Hawaii..... 2010-12  
 McNally, Frank (C), St. Mary's (Calif.)..... 1931-34  
 Schwenk, Wilson (B), Washington (Mo.)..... 1942  
 Silvestri, Carl (DB), Wisconsin..... 1965  
 Smith, Cedric (FB), Florida..... 1996-98  
 Smith, Leonard (DB), McNeese State..... 1983-88  
 Smith, Perry (DB), Colorado State..... 1977-79  
 Smith, Terrelle (FB), Arizona State..... 2007-08  
 Tolbert, Jim (S), Lincoln (Mo.)..... 1973-75  
 Ucovich, Mitch (T), San Jose State..... 1945  
 Williams, Bobby (DB), Central State (Okla.)..... 1966-67

## 46

Alexander, Brent (DB), Tennessee State..... 1994-97  
 Babartsky, Al (T), Fordham (also wore #18, 24)..... 1938-39, '41-42  
 Bessillieu, Don (S), Georgia Tech..... 1982  
 Castille, Tim (FB), Alabama..... 2007-08  
 Dugan, Len (C), Wichita (also wore #27, 48)..... 1937-39  
 Eckl, Bob (T), Wisconsin (also wore #25)..... 1945  
 Handler, Phil (G), Texas Christian (also wore #26, 46)..... 1930-36  
 Heflin, Victor (DB), Delaware State..... 1983  
 Johnson, Charles (DB), Grambling..... 1981  
 Johnson, Paris (DB), Miami (O.)..... 1999  
 Lee, Jeff (WR), Nebraska..... 1980  
 Marotti, Lou (G), Toledo (also wore #64, 77)..... 1943-45  
 McDonald, Tim (SS), Southern California..... 1987-92  
 Mikulak, Mike (B), Oregon (also wore #48)..... 1934-36  
 Pearson, Bert (C), Kansas State..... 1935-36  
 Rue, Joshua (FB), Duquesne..... 2003-04  
 Seno, Frank (B), George Washington (also wore #54)..... 1945-46  
 Severson, Jeff (CB), Long Beach State..... 1976-77  
 Smith, Alfonso (RB), Kentucky (also wore #29)..... 2010-  
 Spencer, Maurice (DB), North Carolina Central..... 1974  
 Wright, Charles (CB), Tulsa..... 1987

## 47

Bausch, Jim (B), Kansas..... 1933  
 Campana, Al (B), Youngstown State..... 1953  
 Conley, Steve (LB), Kansas..... 1972  
 Cuppoletti, Bree (G), Oregon..... 1934-38  
 Douds, Forrest (T), Washington & Jefferson..... 1932  
 Francisco, Aaron (S), Brigham Young..... 2005-08  
 Gordon, Bob (B), Tennessee..... 1958  
 Hambrick, Troy (RB), Savannah State..... 2004

Hogue, Murrell (T), Centenary.....	1929
Kinek, George (B), Tulane.....	1954
Lee, Bobby (E), Minnesota.....	1968
Mack, Cedric (DB), Baylor.....	1983-90
Morgan, Don (DB), Nevada-Reno.....	2002
Nesbitt, Dick (B), Drake (also wore #28).....	1933
Parker, Joe (E), Texas (also wore #81).....	1946-47
Popa, Eli (B), Illinois.....	1952
Slater, Fred (T), Iowa (also wore #14, 91).....	1926-31
Younger, Jordan (DB), Connecticut.....	2000

## 48

Aldrich, Ki (C), Texas Christian.....	1939-40, '43
Atkins, Robert (DB), Grambling.....	1968-69
Baynham, Craig (RB), Georgia Tech.....	1972
Bergerson, Gil (T), Oregon State.....	1933
Davis, Dexter (DB), Clemson (also wore #21).....	1991-93
Dugan, Len (C), Wichita (also wore #27, 46).....	1937-39
Fiske, Max (B), DePaul.....	1937
Hayes, Jarius (TE), North Alabama (also wore #89).....	1996, '98
Henry, Steve (DB), Emporia State.....	1979-80
Hill, Irv (B), Trinity (Tex.).....	1931-32
Hodel, Nathan (LS), Illinois.....	2001-08
Hoel, Bob (G), Pittsburgh.....	1937-38
Johnson, Jerome (F), Nevada.....	2010
McBride, Oscar (TE), Notre Dame (also wore #87).....	1995-96
Mikulak, Mike (B), Oregon (also wore #46).....	1934-36
Morrow, Bob (G), Illinois Wesleyan.....	1941-43
Phillips, Reggie (CB), Southern Methodist.....	1988
Poole, Jim (E), Mississippi.....	1945
Schultz, Eberle (G), Oregon State.....	1944
Schwartz, Don (DB), Washington State.....	1981
Strausbaugh, Jim (B), Ohio State.....	1946
Washington, Lionel (DB), Tulane.....	1983-86

## 49

Barni, Roy (B), San Francisco.....	1952-53
Bernardi, Frank (B), Colorado.....	1955-57
Burson, Jim (DB), Auburn.....	1963-67
Diamond, Lorenzo (TE), Auburn.....	2003-04
Eikenberg, Charles (QB), Rice.....	1948
Fann, Chad (TE), Florida A&M (also wore #86).....	1993-95
Hackbart, Dale (DB), Wisconsin.....	1971-72
Hart, Lawrence (TE), Southern.....	2001
Huffman, Frank (G), Marshall.....	1939-41
Isaacson, Ted (T), Washington.....	1934-35
Johnson, Rashad (S), Alabama.....	2009
Kiesling, Walt (G), St. Thomas (Minn.) (also wore #18, 19).....	1929-33
Lasker, Greg (FS), Arkansas.....	1988
Maddock, Bob (G), Notre Dame (also wore #68).....	1942, '46
Noga, Niko (LB), Hawaii (also wore #57).....	1984-88
Reynolds, Bill (B), Mississippi.....	1945
Robinson, Jack (T), Northeast Missouri State.....	1936-37
Spence, Julian (B), Sam Houston State.....	1956
Thurbon, Bob (B), Pittsburgh.....	1944
Tinsley, Gaynell (E), Louisiana State (also wore #11, 31).....	1937-38, '40
Wagstaff, Jim (B), Idaho State.....	1959
West, William (DB), Oregon.....	1960-61

## 50

Alford, Mike (C), Auburn.....	1965
Beauchamp, Al (LB), Southern.....	1976
Brown, Cody (LB), Connecticut (also wore #52).....	2009
Boyette, Garland (LB), Grambling State.....	1962-63
Cantor, Leo (B), UCLA (also wore #82).....	1945
Coomer, Joe (T), Stephen F. Austin.....	1947-49
Field, Doak (LB), Baylor.....	1982
Gillis, Don (C), Rice.....	1958-61
Harris, Bob (LB), Auburn.....	1983-85
Hartle, Greg (LB), Newberry (S.C.).....	1974-76
Jarostchuk, Ilya (LB), N. Hampshire.....	1987-88, '89
Jennings, John (T), Ohio State (also wore #70).....	1950-57
Johnson, Al (C), Wisconsin.....	2007-08
Maeda, Chet (B), Colorado A&M.....	1946
McCombs, Tony (LB), Eastern Kentucky.....	1997-98
McIntyre, Jeff (LB), Arizona State.....	1980
Merritt, David (LB), North Carolina State.....	1993-95
Mulligan, Wayne (C), Clemson.....	1969-73
Nunn, Freddie Joe (DE), Mississippi (also wore #58, 78).....	1985-93
Puki, Craig (LB), Tennessee.....	1982
Putman, Earl (C), Arizona State.....	1957
Robinson, Jeroy (LB), Texas A&M.....	1990
Schofield, O'Brien (LB), Wisconsin.....	2010
Simmons, John (C), Detroit.....	1951-56
Starkey, Jason (C), Marshall.....	2000-03
Towns, Lester (LB), Washington.....	2005
Watt, Walt (B), Miami (Fla.).....	1945
Wukits, Al (C), Duquesne.....	1944

## 51

Allerman, Kurt (LB), Penn State.....	1977-80, '82-84
Bates, Theodore (LB), Oregon State (also wore #81).....	1960-62
Blackstock, Darryl (LB), Virginia (also wore #55).....	2005-07
Brahaney, Tom (C), Oklahoma.....	1973-81
Burton, Ron (LB), North Carolina.....	1989
Chilton, Gene (C), Texas (also wore #58).....	1986-87
Christenson, Marty (B), Minnesota.....	1940
Cobbins, Lyron (LB), Notre Dame.....	1997
Darling, James (LB), Washington State.....	2003-06
Eggers, Doug (LB), South Dakota State.....	1958
Faulk, Trev (LB), Louisiana State (also wore #54).....	2002-03
Gill, Randy (LB), San Jose State.....	1978
Hunley, Ricky (LB), Arizona.....	1988
Ivy, Frank (Pop), (E), Oklahoma (also wore #7, 42).....	1940-42, '45-47
Jones, Greg (LB), Colorado (also wore #59).....	2002
Kasperek, Dick (C), Iowa State.....	1966-68
Lugan, Paris (LB), Richmond.....	2010-12
Lewis, Bill (C), Nebraska.....	1990-92
Liebel, Frank (E), Norwich.....	1948
Mertes, Bernard (B), Iowa.....	1945
Monaco, Rob (C), Vanderbilt.....	1985
Olerich, Dave (LB), San Francisco.....	1969-70
Radecik, Keith (C), Penn State.....	1987
Rucinski, Ed (E), Indiana (also wore #19).....	1943-46
Ruether, Mike (C), Texas.....	1986-87
Rutledge, Johnny (LB), Florida (also wore #58).....	1999-02
Sanford, Leo (C), Louisiana Tech (also wore #73).....	1951-57
Shanks, Simon (LB), Coahoma J.C. (Miss.).....	1995
Togafau, Pago (LB), Idaho State.....	2008-09
Wham, Tom (E), Furman.....	1949-51
White, Ray (LB), Syracuse (also wore #55).....	1975-76

## 52

Baker, Charles (LB), New Mexico.....	1980-87
Beisel, Monty (LB), Kansas State (also wore #50).....	2006-08, '09
Bradley, Stewart (LB), Nebraska (also wore #55).....	2011-12
Caldwell, Mike (LB), Middle Tennessee State.....	1997
Clancy, Steve (B), Amherst.....	1979-80
Fisher, Levar (LB), North Carolina State.....	2002-04
Kirk, Randy (LB), San Diego State (also wore #57).....	1989, '94-95
Leasy, Wesley (LB), Mississippi State.....	1995-96
LeVeck, Jack (LB), Ohio.....	1973-74
McDonald, Mike (LB), Catawba.....	1976
McGraw, Mike (LB), Wyoming.....	1976
Mitchell, Lance (LB), Oklahoma.....	2005
Obiozor, Cyril (LB), Texas A&M.....	2010
O'Brian, Dave (G), Boston College.....	1966-67
Ogle, Rick (LB), Colorado.....	1971
Rushing, Marion (LB), Southern Illinois.....	1959, '62-65
Small, Jessie (LB), Eastern Kentucky.....	1992
Walz, Zack (LB), Dartmouth.....	1998-2001
Washington, Chris (LB), Iowa State.....	1990
Wright, Willie (TE/H-B), Wyoming (also wore #80).....	1992

## 53

Cain, Jim (E), Alabama.....	1949
Campbell, Bill (G), Oklahoma (also wore #21).....	1945-49
Davis, Wayne (LB), Alabama.....	1987-88
Faust, George (B), Minnesota.....	1939
Fritsch, Ernest (C), Detroit.....	1960
Haggans, Clark (LB), Colorado State.....	2008-11
Jankovich, Keever (E), Pacific (also wore #81).....	1953
Jax, Garth (LB), Florida State.....	1989-95
Keys, Isaac (LB), Morehouse.....	2004-06
Klimek, Tony (E), Illinois (also wore #61).....	1951-52
Maddox, Mark (LB), Northern Michigan.....	1998-00
Magulick, George (B), St. Francis.....	1944
Neils, Steve (LB), Minnesota.....	1974-80
Rivers, Jamie (LB), Bowling Green.....	1968-73
Shaffer, Craig (LB), Indiana State.....	1982-84
Simmons, Dave (LB), Georgia Tech.....	1965-66
Tubbs, Jerry (LB), Oklahoma.....	1957-58
Young, Michael (LB), Illinois.....	2001-03

## 54

Banks, Tom (C), Auburn.....	1971-80
Braxton, David (LB), Wake Forest.....	1990-93
Coppage, Al (E), Oklahoma.....	1940-42
Currian, Don (E), Boston College (also wore #18).....	1943
Faulk, Trev (LB), Louisiana State (also wore #51).....	2002
Graham, Aaron (C), Nebraska.....	1996-99
Groves, Quentin (LB), Auburn.....	2012
Hardy, Darryl (LB), Tennessee.....	1994-95
Hayes, Gerald (LB), Pittsburgh.....	2003-10
Junior, E.J. (LB), Alabama.....	1981-88
McKenzie, Reggie (LB), Tennessee.....	1989
Pierce, Don (C), Kansas.....	1943
Sanyika, Sekou (LB), California.....	2000-01

Seno, Frank (B), George Washington (also wore #46) ..... 1945-46  
 Wheeler, Ted (G), West Texas State ..... 1967-68

## 55

Bagdon, Ed (G), Michigan State ..... 1950-51  
 Bell, Anthony (LB), Michigan State ..... 1986-90  
 Blackstock, Darryl (LB), Virginia (also wore #51) ..... 2005-07  
 Bradley, Dave (G), Penn State ..... 1972  
 Bradley, Stewart (LB), Nebraska (also wore #52) ..... 2011-12  
 Colhouer, Jake (G), Oklahoma A&M ..... 1946-48  
 Davis, Billy (DB), Clemson ..... 1984  
 Ellzey, Charles (C), Southern Mississippi ..... 1960-61  
 Goode, Irv (G/C), Kentucky ..... 1962-71  
 Griffin, Bob (C/G), Arkansas ..... 1961  
 Jones, Jock (LB), Virginia Tech ..... 1991-93  
 Koegel, Warren (G), Penn State ..... 1973  
 LaBoy, Travis (LB), Hawaii ..... 2008  
 Marshall, Wilber (LB), Florida ..... 1994  
 McDonald, Devon (LB), Notre Dame ..... 1996  
 Okobi, Chukky (C) Purdue ..... 2007  
 Oliver, Vince (QB), Indiana ..... 1945  
 Porter, Joey (LB), Colorado State ..... 2010-11  
 Robbins, John (B), Arkansas ..... 1938-39  
 Sapp, Patrick (LB), Clemson ..... 1998-99  
 Spradlin, Danny (LB), Tennessee ..... 1985  
 Thompson, Ray (LB), Tennessee ..... 2000-04  
 West, Stan (G), Oklahoma ..... 1956-57  
 Whitaker, Bill (DB), Missouri ..... 1983-84  
 White, Ray (LB), Syracuse (also wore #51) ..... 1975-76  
 Williams, Eric (LB), Southern California ..... 1977-82

## 56

Bradley, Melvin (LB), Arkansas ..... 1999  
 DiBernardo, Rick (LB), Notre Dame ..... 1986  
 Harvey, Ken (LB), California ..... 1988-93  
 Healy, Chip (LB), Vanderbilt ..... 1969-70  
 Irving, Terry (LB), McNeese State ..... 1994-98  
 Kearney, Tim (LB), Northern Michigan ..... 1976-81  
 Klumb, John (E), Washington State (also wore #3) ..... 1939-40  
 McDonough, Coley (B), Dayton ..... 1939, '44  
 McGill, Mike (LB), Notre Dame ..... 1971-72  
 Okeafor, Chike (DE/LB), Purdue ..... 2005-09  
 Scott, Carlos (C), Texas-El Paso ..... 1983-85  
 Walker, Reggie (LB), Kansas State (also wore #55) ..... 2009-  
 Williams, Rex (C), Texas Tech ..... 1940  
 Woods, LeVar (LB), Iowa ..... 2001-04

## 57

Arneson, Mark (LB), Arizona ..... 1972-80  
 Blackburn, Bill (C), Rice ..... 1946-50  
 Bretschneider, Carl (LB), Iowa State ..... 1956-59  
 Davis, Bill (T), Texas Tech ..... 1940-41  
 Eliopoulos, Jim (LB), Wyoming ..... 1983  
 Gatewood, Curtis (LB), Vanderbilt ..... 2010  
 Gillen, John (LB), Illinois ..... 1981-82  
 Groom, Jerry (C), Notre Dame ..... 1951-55  
 Hobson, Victor (LB), Michigan ..... 2008  
 Holloway, David (LB), Maryland ..... 2007  
 Huff, Orlando (LB), Fresno State ..... 2005-06  
 Kauahi, Kani (C), Hawaii ..... 1989-91, '93  
 Kirk, Randy (LB), San Diego State (also wore #52) ..... 1989, '94-95  
 McKinnon, Ronald (LB), North Alabama ..... 1996-04  
 Noga, Niko (LB), Hawaii (also wore 49) ..... 1984-88  
 Noga, Peter (LB), Hawaii ..... 1987  
 Parish, Don (LB), Stanford ..... 1970-72  
 Parlavacchio, Chet (LB), Penn State ..... 1983  
 Strofolino, Mike (LB), Villanova ..... 1966-68  
 Westerman, Jamaal (LB), Rutgers ..... 2012

## 58

Ahrens, Dave (LB), Wisconsin ..... 1981-84  
 Barefield, John (LB), Texas A&I ..... 1978-80  
 Black, Tim (LB), Baylor ..... 1977  
 Chilton, Gene (C), Texas (also wore #51) ..... 1986-87  
 Dansby, Karlos (LB), Auburn ..... 2004-09  
 Folston, James (LB), Northeast Louisiana ..... 1999-2001  
 Hill, Eric (LB), Louisiana State ..... 1989-97  
 Mack, Terrence (LB), Clemson ..... 1987  
 Miller, Terry (LB), Illinois ..... 1971-73  
 Nunn, Freddie Joe (DE), Mississippi (also wore #50, 78) ..... 1985-93  
 Rutledge, Johnny (LB), Florida (also wore #51) ..... 1999-02  
 Seabron, Thomas (LB), Michigan ..... 1980  
 Tonelli, Mario "Motts" (B), Notre Dame (also wore #99) ..... 1940, '45  
 Washington, Daryl (LB), TCU ..... 2010-

## 59

Barnes, Pete (LB), Southern ..... 1973-75  
 Bavaro, David (LB), Syracuse ..... 1990  
 Clark, Ernie (LB), Michigan State ..... 1968

Cunningham, Ed (C), Washington (also wore #79) ..... 1992-95  
 Davis, Paul (LB), North Carolina ..... 1983  
 Davis, Will (LB), Illinois ..... 2009-10  
 Favron, Calvin (LB), Southeast Louisiana ..... 1979-82  
 Forney, Phil (LB), East Tennessee State ..... 1987  
 Fredrickson, Rob (LB), Michigan State ..... 1999-02  
 Gersbach, Carl (LB), West Chester State ..... 1976  
 Howard, Thomas (LB), Texas Tech ..... 1984-85  
 Joe, Leon (LB), Maryland ..... 2004  
 Johnson, Brandon (LB) Louisville ..... 2006-07  
 Johnson, Eric (LB), Nebraska ..... 2005  
 Jones, Greg (LB), Colorado (also wore #51) ..... 2002  
 Jones, Tyrone (LB), Southern ..... 1988  
 Joyner, Seth (LB), Texas-El Paso ..... 1994-96  
 Kellum, Marv (LB), Wichita State ..... 1977  
 Lyman, Jeff (LB), Brigham Young ..... 1972  
 Nash, Zack (LB) Sacramento State ..... 2012-  
 Townsend, Curtis (LB), Arkansas ..... 1978  
 Williams, Brandon (LB), Texas Tech ..... 2011

## 60

Alvord, Steve (DT), Washington ..... 1987-88  
 Baker, Al (DE), Colorado State ..... 1983-86  
 Burke, Thomas (DE), Wisconsin (also wore #95) ..... 1999-02  
 Cotton, Barney (G), Nebraska ..... 1980-82  
 Dobler, Conrad (G), Wyoming (also wore 66) ..... 1972-77  
 Duggan, Gil (T), Oklahoma (also wore #42, 64) ..... 1942-43, '45  
 Finnie, Roger (T), Florida A&M ..... 1973-78  
 Foster, Ralph (T), Oklahoma A&M (also wore #9, 64, 77) ..... 1945-46  
 German, Jim (B), Centre ..... 1940  
 Gruttadauria, Mike (C), Central Florida ..... 2000-02  
 Hargrove, Jim (LB), Howard Payne ..... 1971-72  
 Kellogg, Bob (B), Northeast Louisiana/Tulane ..... 1940  
 Leckey, Nick (C), Kansas State ..... 2004-06  
 Meggsey, Dave (LB), Syracuse ..... 1963-69  
 Polofsky, Gordon (G), Tennessee ..... 1952-54  
 Redmon, Anthony (G), Auburn ..... 1994-97  
 Shaw, Bob (E), Ohio State ..... 1950  
 Thompson, Harry (G), UCLA ..... 1955  
 Williams, Willie (T), Louisiana State (also wore #96) ..... 1990-92

## 61

Allison, Henry (T), San Diego State ..... 1975-77  
 Audick, Dan (G), Hawaii ..... 1977, '83  
 Borum, Jarvis (T), North Carolina State ..... 2001-02  
 Brown, Chuck (C/G), Houston ..... 1979-80  
 Brown, Eiton (G/T), Virginia ..... 2005-08  
 Coder, Ron (G), Penn State ..... 1980-81  
 Day, Thomas (G), North Carolina A&T ..... 1960  
 DeMarco, Bob (G/C), Dayton ..... 1961-69  
 Floyd, Eric (G), Auburn (also wore #69) ..... 1995  
 Garlich, Chris (LB), Missouri ..... 1979  
 Klimek, Tony (E), Illinois (also wore #53) ..... 1951-52  
 Leahy, Ryan (QL), Notre Dame ..... 1997  
 McCoy, Tony (DT), Florida ..... 2000  
 Ravensburg, Bob (E), Indiana ..... 1948-49  
 Smith, Lance (G), Louisiana State ..... 1985-93  
 Suminski, Dave (G), Wisconsin ..... 1953  
 Trippi, Charley (B), Georgia (also wore #2) ..... 1947-55  
 Walner, Fred (G), Notre Dame (also wore #18, 68) ..... 1951-52, '54-55

## 62

Bertagnolli, Libero (G), Washington (Mo.) (also wore #66) ..... 1942, '45  
 Brennan, Mike (G), Notre Dame ..... 1991  
 Brown, Ray (T), Arkansas State ..... 1986-88  
 Butz, Dave (DE), Purdue ..... 1973-74  
 Claxton, Ben (C), Mississippi ..... 2009-10  
 Coleman, Ben (T/G), Wake Forest ..... 1993-95  
 Cook, Michael (T), Boston College ..... 2001  
 Devlin, Mike (C), Iowa ..... 1996-99  
 Dittrich, John (G), Wisconsin ..... 1956  
 Imhof, Martin (DE), San Diego State (also wore #82) ..... 1972  
 Kehr, Rick (G), Carthage ..... 1982  
 Lynch, Shawn (C), Duke (also wore #65) ..... 2005  
 Markham, Dale (T), North Dakota ..... 1981  
 Meinert, Dale (LB), Oklahoma State ..... 1958-67  
 Rexer, Freeman (E), Tulane (also wore #17, 63) ..... 1943, '45  
 Stokes, Lee (C), Centenary ..... 1943  
 Trippi, Charley (B), Georgia (also wore #2) ..... 1947-55  
 Wortman, Keith (G), Nebraska ..... 1976-81  
 Wright, Steve (T), Alabama ..... 1972  
 Zandofsky, Mike (G), Washington ..... 1989

## 63

Bankston, Michael (DL), Sam Houston State ..... 1992-97  
 Criswell, Kirby (DE), Kansas ..... 1980-81  
 Cunningham, Eric (G), Penn State ..... 1980  
 Echols, Fate (T), Northwestern ..... 1962-63  
 Fleming, Antonio (G), Georgia ..... 1998



Garcia, Frank (G/C), Washington	2003
George, Steve (DT), Houston	1974
Liwinski, Chris (G/T), Indiana	2006
McGee, Michael (G), Duke	1960-62
Memmlaar, Dale (G), Wyoming (also wore #71)	1960-61
Conoly, Bill (G), Texas	1946
Rankin, Walt (B), Texas Tech (also wore #28, 40, 42)	1941, '43, '45-47
Rexer, Freeman (E), Tulane (also wore #17, 62)	1943, '45
Robbins, Tootie (T), East Carolina	1982-91
Sendlein, Lyle (C), Texas	2007-
Shirk, John (E), Oklahoma	1940
Turner, Herschel (G/T), Kentucky	1964-65
Williams, Clyde (T), Southern	1967-71
Zimny, Bob (T), Indiana (also wore #63)	1945-49
Zook, John (DE), Kansas	1976-79

## 64

Clark, Randy (C), Northern Illinois	1980-86
Cunningham, Rick (T), Texas A&M	1992-94
Davidts-Garrido, Norberto (T), Southern California	2000
Dexter, James (T), South Carolina	1996-99
Duggan, Gil (T), Oklahoma (also wore #42, 60)	1942-43, '45
Dukes, Jamie (C), Florida State	1995
Ebil, Ray (E), Notre Dame	1942
Foster, Ralph (T), Oklahoma A&M (also wore #9, 60, 77)	1945-46
Grace, Steve (C), Arizona	2002-03
Gray, Ken (G), Howard Payne	1958-69
Haayer, Adam (G/T), Minnesota	2005
Hartshorn, Larry (G), Kansas State	1955
Hogland, Doug (G), Oregon State	1956-58
Kelemete, Senio (G), Washington	2012-
Lipinski, Jim (T), Fairmont State	1950
Loepfe, Dick (T), Wisconsin	1948-49
Marotti, Lou (G), Toledo (also wore #46, 77)	1943-45
McDermond, Lloyd (T), Kentucky	1950-51
Nix, John (DT) Southern Mississippi	2004
Peat, Todd (G), Northern Illinois	1987-89
Rhears, Scott (C), Arizona State	2008
Phera, Floyd (G), Oregon	1943
Sikora, Mike (G), Oregon	1952
Speelge, Cliff (C), Oklahoma (also wore #23)	1945
Watford, Gerry (E), Alabama	1953-54
Young, Bob (G), Howard Payne	1972-79

## 65

Bilbo, Jon (T), Mississippi (also wore #85)	1938-39
Brooks, Jonathan (LB), Clemson	1980
Clement, Anthony (T), Southwestern Louisiana	1998-04
Crum, Bob (DE), Arizona	1974
Dye, Ernest (G), South Carolina (also wore #75)	1993-96
Galloway, David (DT), Florida	1982-89
Hatley, John (G), Sul Ross State	1954-55
Hauser, Art (G), Xavier	1959
Husmann, Ed (G), Nebraska (also wore #66)	1953, '56-59
Hutchinson, Chuck (G), Ohio State	1970-72
Lynch, Shawn (C), Duke (also wore #62)	2005
Marcontell, Ed (G), Lamar	1967
Mullen, Tom (G), Southwest Missouri State	1978
Oates, Brad (T), Brigham Young	1976-77, '79-80
Rabold, Michael (G), Indiana	1960
Redmond, Thomas (DE), Vanderbilt (also wore #66)	1960-65

## 66

Bertagnoli, Libero (G), Washington (Mo.) (also wore #62)	1942, '45
Brooks, Ethan (T), Williams (Mass.)	2000
Cheatham, Lloyd (QB), Auburn (also wore #33)	1942
Collins, George (C), Georgia	1978-82
Dardar, Ramsey (DT), Louisiana State	1983-84
Dawson, Doug (G), Texas	1984-86
Dobler, Conrad (G), Wyoming (also wore #60)	1972-77
Doolan, John (B), Georgetown	1947-48
Enich, Steve (G), Marquette	1945
Faneca, Alan (G), LSU	2010
Gray, Cecil (G/T), North Carolina	1995
Grigas, John (B), Holy Cross	1943-44
Hennessey, Jerry (E), Santa Clara	1950-51
Houser, John (G/T), Redlands	1963
Husmann, Ed (G), Nebraska (also wore #65)	1953, '56-59
Jonassen, Eric (G), Bloomsburg (Pa.)	1996-97
Kendall, Pete (G), Boston College	2001-03
LaHood, Mike (G), Wyoming	1970
Lipostad, Ed (G), Wake Forest	1952
McDole, Roland (DE), Nebraska	1961
Neacy, Clem (E), Colgate	1928
Popovich, Milt (B), Montana (also wore #77)	1938-42
Redmond, Thomas (DE), Vanderbilt (also wore #65)	1960-65
Reuber, Alan (G), Texas A&M	2004-05
Sortun, Rick (G), Washington	1964-69
Wahler, Jim (DT), UCLA	1989-92

Wedige, Scott (C), Northern Illinois	2012-
Welter, Tom (G/T), Nebraska	1987

## 67

Acker, Bill (DT), Texas	1980-81
Allton, Joe (T), Oklahoma	1942, '44
Badger, Brad (G), Stanford	2007
Brown, Milford (G), Florida State	2006
Clatt, Corwin (B), Notre Dame	1948-49
Dishman, Chris (G), Nebraska	1997-2003
Esser, Clarence (E), Wisconsin	1947
Johnson, Herman (G/T), Louisiana State	2009
Konovsky, Bob (G), Wisconsin	1956-58
Love, Duval (G), UCLA	1995-96
McQuistan, Pat (G/T), Weber State	2012
Pasquale, Ron (G), Akron	1987
Sharpe, Luis (T), UCLA	1982-84, '85-94
Smith, Antonio (DE), Oklahoma State (also wore #94)	2004-08
Stallings, Larry (LB), Georgia Tech	1963-76
Svoboda, Bill (LB), Tulane (also wore #68)	1950-53
Yung, D.J. (T), Michigan State	2011

## 68

Andros, Plato (G), Oklahoma	1947-50
Chickillo, Nick (G), Miami (Fla.)	1953
Dickson, Paul (DT), Baylor	1971
Ellington, Dante (T), Alabama	2005
Lange, Bill (G), Dayton	1954-55
Maddock, Bob (G), Notre Dame (also wore #49)	1942, '46
McQuarters, Ed (DT), Oklahoma State	1965
Monfort, Avery (B), New Mexico	1941
Morris, Mike (G), Northeast Missouri State	1987-88
Roy, Frank (G), Utah	1966
Scott, Yusuf (G), Arizona	1999-2001
Sivek, Mike (DT), Western Michigan	1970
Snyder, Adam (G/C), Oregon	2012
Stieve, Terry (G), Wisconsin	1978-84
Svoboda, Bill (LB), Tulane (also wore #67)	1950-53
Vallejo, Elliot (T), Cal-Davis	2008
Vatterott, Charles (T), Southwest Texas State	1987
Wallner, Fred (G), Notre Dame (also wore #18, 61)	1951-52, '54-55
Wolf, Joe (T/G), Boston College	1989-97
Wragge, Tony (G), New Mexico State	2002-03

## 69

Apolskis, Ray (T), Marquette (also wore #26, 75)	1941-42, '45-50
Biernerman, Tom (E), Drake (also wore #82)	1951-56
Brown, Rush (DT), Ball State	1980-83
Burnett, Victor (DE), Fresno State (also wore #95)	1987
Cantu, Rolando (G), ITESM Monterrey	2005-06
DeGraffenreid, Allen (OL), Vanderbilt	1997-98
Dorris, Andy (DE), New Mexico State	1973
Duncum, Bobby (T), West Texas State	1968
Floyd, Eric (G), Auburn (also wore #61)	1995
Gandy, Mike (T), Notre Dame	2007-09
Gibson, Mike (G/C), California	2012-
Kindle, Greg (T), Tennessee State	1974-75
Moore, Alton (DE), Auburn (also wore #90)	2002
Scotts, Colin (DT), Hawaii	1987-88
Smith, Vernice (G/T), Florida A&M	1989-92
Vander Poel, Mark (T), Colorado	1994
Wager, Clint (E), St. Mary's (Minn.)	1943, '45

## 70

Baxley, Rob (T), Iowa	1992-93
Bulger, Chet (T), Auburn (also wore #11, 73)	1942-43, '45-49
Bolinger, Brian (G), North Carolina	1994
Brooks, Leo (DE), Texas	1973-76
Clancy, Kendrick (DT), Mississippi	2006
Goldman, Sam (E), Ohio State	1948
Goodspeed, Mark (T), Nebraska	1980
Guynes, Thomas (T), Michigan (also wore #71)	1997-98
Hadnot, Rex (G), Houston	2010-11
Hoffman, John (DE), Hawaii	1972
Jennings, John (T), Ohio State (also wore #50)	1950-57
Kearns, Tom (T), Miami (Fla.)	1946
Kenard, Derek (G), Nevada-Reno (also wore #73)	1986-90
Krueger, Rolf (DE), Texas A&M	1969-71
Massie, Bobby (T), Mississippi	2012-
McCusker, Jim (T), Pittsburgh	1958
Owens, Don (DT), Southern Mississippi	1960-63
Palepoi, Anton (DE), Nevada-Las Vegas	2005
Plunkett, Art (T), Nevada-Las Vegas	1981-84
Ramsey, Knox (G), William & Mary	1950-51
Ross, Pat (C), Boston College	2008
Scott, Lance (C), Utah	1995-96
Shelton, L.J. (T), Eastern Michigan	1999-04
Simons, Keith (DT), Minnesota	1978-79
Taylor, Mike (T), Southern California	1973
Toogood, Charley (G), Nebraska	1957



## 71

Bostic, Joe (T), Clemson .....	1979-89
Bowers, Andy (DE), Utah .....	2001-02
Colledge, Daryn (G), Boise State .....	2011-
Crass, Bob (T), Stephen F. Austin .....	1958-59
Dahms, Tom (T), San Diego State .....	1956
Guynes, Thomas (T), Michigan (also wore #70) .....	1997-98
Holmes, Lester (G), Jackson State .....	1998-00
Joyce, Don (T), Tulane (also wore #11) .....	1951-53
Memmelaar, Dale (G), Wyoming (also wore #63) .....	1960-61
Reynolds, Bob (T), Bowling Green .....	1963-71, 73
Richardson, John (DT), UCLA .....	1972-73
Stepanovich, Alex (C), Ohio State .....	2004-06
Tafuya, Joe (DE), Arizona .....	2007
Tharpe, Larry (T), Tennessee State .....	1995
Tucker, Mark (C), Southern California .....	1993-94
Upshaw, Marvin (DT), Trinity (Tex.) .....	1976
Whiting, Teag (G), Brigham Young .....	2002

## 72

Burke, Anthony (DT), Minnesota .....	1987
Daniels, Jerome (G), Northeastern .....	1997-99
Dierdorf, Dan (G/T), Michigan .....	1971-83
Dwyer, Nate (DT), Kansas (also wore #95) .....	2002
Fischer, Bill (T), Notre Dame .....	1949-53
Fuller, Frank (DT), Kentucky .....	1959-62
Gorin, Brandon (T) .....	2006
Issa, Jabari (DE), Washington .....	2000-01
Johnson, Chuckie (DT), Auburn .....	1993
Keith, Brandon (T), Northern Iowa .....	2008-11
King, Kenny (DE), Alabama (also wore #95) .....	2003-05
Kolodziej, Ross (DT) Wisconsin (also wore #96) .....	2004-05; 2007
Moore, Brandon (T), Duke .....	1995
Ohrnberger, Rich (G/C), Penn State .....	2012
Ralph, Dan (DT), Oregon .....	1984-85
Saddler, Rod (DT), Texas A&M .....	1987-91
Silas, Sam (DT), Southern Illinois .....	1963-67
Ulrich, Charles (T), Illinois .....	1954-58

## 73

Barrie, Sebastian (DT), Liberty .....	1994
Beinor, Ed (E), Notre Dame .....	1940-41
Bridges, Jeremy (G/T), Southern Mississippi .....	2004-05, 09-12
Bulger, Chet (T), Auburn (also wore #11, 70) .....	1942-43, 45-49
Culpepper, Edward (G), Alabama .....	1958-60
Dawson, Mike (DT), Arizona .....	1976-82
Dill, Scott (T), Memphis State .....	1988-89
Duda, Mark (DT), Maryland .....	1983-87
Fanucci, Ledio (T), Fresno State .....	1954
Goldberg, Marshall 'Biggie' (B/DB), Pittsburgh .....	1939-40, 46-48 (also wore #42, 99)
Hadd, Gary (DT), Minnesota .....	1989
Higgins, Tom (T), North Carolina .....	1953
Joyce, Matt (OL), Richmond .....	1996-00
Kennard, Derek (G), Nevada-Reno (also wore #70) .....	1986-90
Lunceford, Dave (T), Baylor .....	1957
May, Mark (G/T), Pittsburgh .....	1992-93
McMillan, Ernie (T), Illinois .....	1961-74
Mergen, Mike (T), San Francisco .....	1952
Nichols, Ham (G), Rice .....	1947-49
Roundtree, Raleigh (G/T), South Carolina State .....	2002-03
Sanford, Leo (C), Louisiana Tech (also wore #51) .....	1951-57
Seibold, Champ (T), Wisconsin .....	1942
Vanzo, Fred (B), Northwestern .....	1941
Vincent, Keydrick (G), Mississippi .....	2007

## 74

Batiste, D'Anthony (T), Louisiana-Lafayette .....	2010-12
Bergold, Scott (DT), Wisconsin .....	1985-86
Evans, Scott (DL), Oklahoma .....	1991
Fina, John (T), Arizona .....	2002
Heron, Fred (DT), San Jose State .....	1966-72
Holloway, Randy (DE), Pittsburgh .....	1984
Kortas, Ken (DT), Louisville .....	1964
Lee, Oudious (DT), Nebraska .....	1980
Moten, Mike (DT), Florida .....	1998-99
Panfil, Kenneth (T), Purdue .....	1960-62
Pate, Rupert (G), Wake Forest .....	1940
Patalski, Walt (DE), Notre Dame .....	1977
Ridgile, Elston (DE), Nevada-Reno .....	1990
Rudolph, Council (DE), Kentucky State .....	1973-75
Sebro, Bob (G), Southern California .....	1982
Selby, Rob (G), Auburn .....	1995-97
Teeuws, Len (T), Tulane .....	1954-57
Times, Ken (DT), Southern .....	1981
Villa, Danny (C/G/T), Arizona State .....	1992
Wells, Reggie (G/T), Clarion .....	2003-09

## 75

Albrecht, Art (T), Wisconsin .....	1943
Apolskis, Ray (T), Marquette (also wore #26, 69) .....	1941-42, 45-50
Brown, Levi (T), Penn State .....	2007-
Brown, Lomas (T), Florida .....	1998-98
Cook, Edward (G-T), Notre Dame .....	1960-65
Dafney, Bernard (G), Tennessee .....	1995
Davis, Leonard (T), Texas .....	2001-06
Dye, Ernest (G), South Carolina (also wore #65) .....	1993-96
Fugler, Dick (T), Tulane .....	1954
Graybill, Mike (T), Boston University .....	1990
Greer, Curtis (DE), Michigan .....	1980-88
Jones, Mike (DE), North Carolina State .....	1991-93
Knight, Shawn (DT), Brigham Young .....	1989
Lynch, Lynn (G), Illinois .....	1951
Obeck, Vic (G), Springfield .....	1945
Pasquesi, Tony (T), Notre Dame .....	1955-57
Rowe, Bob (DT), Western Michigan .....	1967-75
Rozier, Bob (DE), California .....	1979
Walker, Darwin (DT), Tennessee .....	2000

## 76

Allen, Ian (T), Purdue .....	2005
Arms, Lloyd (G), Oklahoma A&M .....	1946-48
Braham, Rich (G/T), West Virginia .....	1994
Davis, Charlie (DT), Texas Christian .....	1975-79
Davis, Ron (DE), Virginia State .....	1973
Delevan, Burt (T), Pacific .....	1955-56
Drake, Jerry (DT), Hastings (Neb.) .....	1995-00
Emerson, Vernon (T), Minnesota-Duluth .....	1969-71
Finnin, Tom (T), Detroit .....	1957
Garalcyzk, Mark (DT), Western Michigan .....	1987-88
Jagielski, Harry (T), Indiana .....	1956
Lewis, Charles (T), Iowa .....	1959
Lutui, Deuce (G), USC .....	2006-11
MacDonald, Mark (G/C), Boston College .....	1988
Mays, Stafford (DE), Washington .....	1980-86
McDowell, John (T), St. John's (Minn.) .....	1966
Moody, Thomas (G), Florida .....	2002
Morgan, Bob (T), Maryland .....	1954
Palmer, Scott (DT), Texas .....	1972
Patterson, Craig (DL), Brigham Young .....	1991
Peters, Volney (T), Southern California .....	1952-53
Potter, Nate (T), Boise State .....	2012-
Spikes, Cameron (G), Texas A&M .....	2003-04
Traynowicz, Mark (G), Nebraska .....	1988, '89

## 77 (Retired)

Foster, Ralph (T), Oklahoma A&M (also wore #9, 60, 64) .....	1945-46
Hall, John (B), Texas Christian (also wore #7) .....	1940-41, 43
Marotti, Lou (G), Toledo (also wore #46, 64) .....	1943-45
Maudin, Stan (T), Texas (honored with number retirement) .....	1946-48
Popovich, Milt (B), Montana (also wore #66) .....	1938-42

## 78

Bell, Bob (DE), Cincinnati .....	1974-78
Bock, Wayne (T), Illinois .....	1957
Bohm, Ron (DT), Illinois .....	1987
Branch, Alan (DT), Michigan .....	2007-10
Brown, Chadrick (DE), Mississippi .....	1993-95
Burnstein, Brent (DT), Arizona State .....	1997
Gilchrist, George (T), Tennessee State .....	1953
Grooms, Elois (DE), Tennessee Tech .....	1982-85
Hughes, Van (DT), Southwest Texas State .....	1986
Mallouf, Ray (B), Southern Methodist (also wore #22, 98) .....	1941, 46-48
Nunn, Freddie Joe (DE), Mississippi (also wore #50, 58) .....	1985-93
Owens, Luke (DT), Kent State .....	1958-65
Rogers, Kendrick (T), Alabama A&M .....	2002-03
Simpson, Carl (DE), Florida State .....	1998
Staysniak, Joe (G), Ohio State .....	1996
Tosi, Mao (DT), Idaho .....	2000-01
Wakefield, Fred (DT/DE), Illinois (also wore #79, 97, 87) .....	2001-06
Womack, Floyd (G), Mississippi State .....	2011
Yankowski, Ron (DE), Kansas State .....	1971-76

## 79

Banks, Jason (DE), Grambling .....	2009
Carter, David (DT), UCLA .....	2011-
Clark, Jon (T), Temple .....	1998-00
Clasby, Bob (DE), Notre Dame .....	1986-90
Cunningham, Ed (C), Washington (also wore #59) .....	1992-95
Dulin, Gary (DE), Ohio State .....	1986-87
Fatafehi, Mario (DT), Kansas State .....	2001-02
Pace, Calvin (DE), Wake Forest (also wore #97) .....	2003-07
Perry, Gerald (K), California .....	1960-62
Radford, Bruce (DE), Grambling .....	1981
Ramey, Jim (DE), Kentucky .....	1979
Rice, Simeon (DE), Illinois (also wore #97) .....	1996-00
Ross, Oliver (T), Iowa State .....	2005-07





Rucker, Keith (DT), Ohio Wesleyan.....	1992-93
Sloan, Bonnie (DT), Austin Peay.....	1973
Thornton, Bruce (DE), Illinois.....	1982
Wakfield, Fred (OT, DE, TE), Illinois (also wore #78, 97, 87).....	2001-06
Walker, Charles (DT/DE), Duke.....	1964-72

## 80

Awalt, Robert (TE), San Diego State.....	1987-89
Banks, Mike (TE), Iowa State (also wore #84).....	2002-03
Carter, Pat (TE), Florida State.....	1996-97
Combs, Chris (TE), New Mexico.....	1980-81
Doucet, Early (WR), Louisiana State (also wore #85).....	2008-12
Hardy, Terry (TE), Southern Mississippi.....	1998-2001
Henke, Ed (DE), South Carolina.....	1961-63
Jackson, John (WR), Southern California (also wore #18).....	1990-92
Johnson, Bryant (WR), Penn State (also wore #83).....	2003-07
Keseday, Bob (TE), Texas-El Paso.....	1987
Kutner, Mal (E), Texas.....	1946-50
Marsh, Doug (TE), Michigan (also wore #82, 87).....	1980-86
McAddley, Jason (WR), Alabama (also wore #83).....	2002-03
McFarland, Jim (E), Nebraska (also wore #83).....	1970-74
Murrell, Bill (TE), Winston-Salem.....	1979
Ramson, Eason (TE), Washington State.....	1978
Reeves, Bryan (WR), Nevada.....	1994-95
Southard, Tommy (WR), Furman.....	1978
Stonesifer, Don (E), Northwestern.....	1951-56
Tracey, John (LB), Texas A&M.....	1959-60
West, Jeff (P), Cincinnati.....	1975
Williams, Dave (WR), Washington.....	1967-71
Wright, Willie (TE/H-B), Wyoming (also wore #52).....	1992

## 81

Anderson, Charley (E), Louisiana Tech.....	1956
Bates, Theodore (LB), Oregon State (also wore #51).....	1960-62
Bell, Mark (WR), Colorado State.....	1981
Bierlin, Keith (B), San Jose State.....	1939
Boldin, Anquan (WR), Florida State.....	2003-09
Bray, Jim (TE), Stanford.....	2010-
Edwards, Anthony (WR), N. Mex. Highlands (also wore #83).....	1991-98
Elwell, Jack (E), Purdue.....	1962
Green, Roy (DB/WR), Henderson State (also wore #25).....	1979-80
Hill, Randal (WR), Miami (Fla.).....	1991-94
Jankovitch, Keever (E), Pacific (also wore #53).....	1953
Lane, Dick "Night Train" (CB), Scottsbluff J.C.....	1954-59
Melinger, Steve (E), Kentucky.....	1961
Parker, Joe (E), Texas (also wore #47).....	1946-47
Sanders, Frank (WR), Auburn.....	1995-02
Schmidt, George (E), Lewis (also wore #91).....	1953
Shy, Don (RB), San Diego State.....	1973
Smith, Jackie (E), Northwest Louisiana.....	1963-77
Summerall, Pat (K/E), Arkansas (also wore #85).....	1953-57

## 82

Anderson, Ronnie (WR), Allegheny College (Pa.).....	1998
Anderson, Stevie (WR), Grambling State (also wore #43).....	1995-96
Badaczewski, John (G), Western Reserve.....	1948
Baty, Greg (TE), Stanford.....	1988
Bird, Steve (WR), Eastern Kentucky.....	1983-84
Bienemann, Tom (E), Drake (also wore #69).....	1951-56
Brown, Ron (WR) Colorado (also wore #83).....	1987
Cantor, Leo (B), UCLA (also wore #50).....	1945
Cody, Mac (WR), Memphis.....	1999-00
Diamond, Lorenzo (TE), Auburn.....	2003-04
Ferry, Lou (T), Villanova.....	1951
Goldsberry, John (T), Indiana.....	1949-50
Imhof, Martin (DE), San Diego State (also wore #62).....	1972
Jacobs, Marv (T), None.....	1948
Jenkins, MarTay (WR), Nebraska-Omaha.....	1999-02
Kasper, Kevin (WR), Iowa (also wore #11).....	2002-03
Knox, Kevin (WR), Florida State (also wore #18).....	1994
Leach, Mike (LS), William & Mary.....	2009-
Lee, Charles (WR), Central Florida.....	2005
Martin, Caleb (T), Louisiana Tech.....	1947
McConkey, Phil (WR), Navy.....	1989
Melinovich, M. (DE), Grays Harbor J.C. (Wash.).....	1965-66
Moses, J.J. (WR/KR), Iowa State.....	2005
Pollard, Bob (DE), Weber State.....	1978-81
Pope, Leonard (TE), Georgia.....	2006-08
Robinson, Patrick (WR/KR), Tennessee State.....	1994
Rolle, Butch (H-B/TE), Michigan State.....	1992-93
Schmiesing, Joe (DE), New Mexico State.....	1968-71
Swanson, Eric (WR), Tennessee (also wore #86).....	1986
Thomas, Earl (WR), Houston.....	1974-75
Thompson, Ricky (WR), Baylor.....	1982
Usher, Darryl (WR), Illinois.....	1989

## 83

Bienemann, Troy (TE), Washington State.....	2007
Boydston, Max (E), Oklahoma.....	1955-58

Brown, Derek (TE), Notre Dame.....	1999-00
Brown, Ron (WR) Colorado (also wore #82).....	1987
Edwards, Anthony (WR), N. Mex. Highlands (also wore #81).....	1991-98
Edwards, Eric (TE), Louisiana State.....	2004-05
Holmes, Don (WR), Mesa College (Colo.).....	1986-90
Johnson, Bryant (WR), Penn State (also wore #80).....	2003-07
Johnson, Jaymar (WR), Jackson State.....	2011
Knafelec, Gary (E), Colorado.....	1954
Logan, Chuck (E), Northwestern.....	1965, '67-68
McAddley, Jason (WR), Alabama (also wore #80).....	2002-03
McFarland, Jim (E), Nebraska (also wore #80).....	1970-74
Mitchell, Tywan (WR/TE), Minn. St.-Mankato (also wore #5).....	1999-01
Pellfrey, Ray (E), Eastern Kentucky.....	1952
Spach, Stephen (TE), Fresno State.....	2008-10
Sperry, Kory (TE), Colorado State.....	2012-
Tilley, Pat (WR), Louisiana Tech.....	1976-86

## 84

Anderson, Cliff (E), Indiana.....	1952-53
Banks, Mike (TE), Iowa State (also wore #80).....	2002-03
Becht, Anthony (TE) West Virginia.....	2009
Clark, Gary (WR), James Madison.....	1993-94
Dovdell, Marcus (WR), Tennessee State.....	1995-96
Euhus, Tim (TE), Oregon State.....	2007
Gedney, Chris (TE), Syracuse.....	1997-98, '00
Gillette, Walker (WR), Richmond.....	1972-73
Goode, John (TE), Youngstown State.....	1984
Hamilton, Lawrence (WR), Stephen F. Austin.....	2004
Harris, Ike (WR), Iowa State.....	1975-77
Houser, Rob (TE), Florida Atlantic.....	2011-
Jackson, Arnold (WR), Louisville.....	2001-02
Johnson, Teyo (TE), Stanford.....	2005
Lomack, Tony (WR), Florida.....	1991
Nagler, Gern (E), Santa Clara (also wore #86).....	1953, '55-58
Novacek, Jay (TE), Wyoming (also wore #85).....	1985-89
Robb, Joe (DE), Texas Christian.....	1961-67
Shumann, Mike (WR), Florida State.....	1982-83
Smith, J.T. (WR), North Texas State.....	1985-90
Stief, Dave (WR), Portland State (also wore #21).....	1978-82
Sugar, Leo (DE), Purdue.....	1960
Tant, Jay (TE), Northwestern (also wore #87).....	2000
Tuman, Jerome (TE), Michigan.....	2008
Williams, Kevin (WR), Miami (Fla.) (also wore #14).....	1997

## 85

Anderson, Tazwell (E), Georgia Tech.....	1961-64
Bilbo, Jon (T), Mississippi (also wore #65).....	1938-39
Bronson, John (FB/TE), Penn State (also wore #39).....	2005-06
Doucet, Early (WR), Louisiana State (also wore #80).....	2008-12
Gray, Mel (WR), Missouri.....	1971-82
Jones, Freddie (TE), North Carolina.....	2002-04
Jorden, Tim (TE), Indiana.....	1989-91
Moore, Rob (WR), Syracuse.....	1995-2001
Novacek, Jay (TE), Wyoming (also wore #84).....	1985-89
Pittman, Danny (WR), Wyoming.....	1983-84
Richards, Perry (E), Detroit.....	1959-60
Summerall, Pat (K/E), Arkansas (also wore #81).....	1953-57
Thomas, Ralph (E), San Francisco.....	1952
Urban, Jerheme (WR), Trinity.....	2007-09
Ware, Derek (TE), Central State (Okla.).....	1992-94
Williams, Jamie (TE), Nebraska.....	1983

## 86

Baker, Mel (WR), Texas Southern.....	1976
Brumm, Don (DE), Purdue.....	1963-69, '72
Byrd, Dominique (TE), Southern California.....	2009
Childs, Jim (WR), California Poly-San Luis Obispo.....	1978-80
Clayton, Ralph (WR), Michigan.....	1981
Crittendon, John (E), Wayne State.....	1954
Duncan, Clyde (WR), Tennessee.....	1984-85
Fann, Chad (TE), Florida A&M (also wore #49).....	1993-95
Floyd, John (WR), Northeast Louisiana.....	1981
Fox, Chas (WR), Furman.....	1986
Gilmore, Bryan (WR), Midwestern (Tex.) St. (also wore #11).....	2000-03
Heap, Todd (TE), Arizona State.....	2011-12
Jones, Ernie (WR), Indiana.....	1988-92
Jordan, Kevin (WR), UCLA.....	1996
Junkin, Trey (TE/LS), Louisiana Tech.....	1996-2001
McBride, Adrian (WR), Missouri.....	1987
McInnis, Hugh (E), Southern Mississippi.....	1960-62
Nagler, Gern (E), Santa Clara (also wore #84).....	1953, '55-58
Swanson, Eric (WR), Tennessee (also wore #82).....	1986
Thompson, Ken (WR), Utah State.....	1982-83
Walters, Troy (WR) Stanford.....	2006
Williams, Karl (WR/PR), Texas A&M Kingsville.....	2004

## 87

Brubaker, Dick (E), Ohio State.....	1955, '57
Bryant, Chuck (E), Ohio State.....	1962

Bush, Steve (TE), Arizona State.....	2001-03
Chandler, Al (TE), Oklahoma.....	1978-79
Dimancheff, Babe (B), Purdue.....	1947-50
Gray, Earnest (WR), Memphis State.....	1985
Hillebrand, Jerry (LB) Colorado.....	1967
Johnson, Troy (WR), Southern.....	1986-87
Joyce, Terry (P), Missouri Southern.....	1976-77
King, Jeff (TE), Virginia Tech.....	2011-
Ladd, Jim (E), Bowling Green.....	1954
McBride, Oscar (TE), Notre Dame (also wore #48).....	1995-96
McGill, Eddie (TE), Western Carolina.....	1982-84
McWilliams, Johnny (TE), Southern California.....	1996-99
Morey, Sean (WR), Brown.....	2007-09
Newhouse, Reggie (WR), Baylor.....	2004-05
Ofahengaua, Tevita (TE), Brigham Young.....	2001
Osborne, Richard (TE), Texas A&M.....	1979
Proehl, Ricky (WR), Wake Forest.....	1990-94
Ramsey, Ray (B), Bradley.....	1950-53
Schleicher, Maury (LB), Penn State.....	1959
Snowden, Cal (DE), Indiana.....	1969-70
Staggs, Jeff (LB), San Diego State.....	1972-73
Swinton, Reggie (WR/KR), Murray State.....	2005
Tant, Jay (TE), Northwestern (also wore #84).....	2000
Thaxton, Jim (TE), Tennessee.....	1978
Wakefield, Fred (OT, DE, TE), Illinois (also wore #79, 97).....	2001-06

## 88 (RETIRED)

Burkett, Jeff (E), Louisiana State (also wore #35, 89).....	1947
Cain, J.V. (WR/TE), Colorado (honored with number retirement).....	1974-77
Hyatt, Freddie (WR), Auburn.....	1968-72
Kuharich, Joe (G), Notre Dame (also wore #17).....	1940-41, '45
Puplis, Andy (B), Notre Dame.....	1943
Randle, Sonny (WR), Virginia.....	1959-66
Sagely, Floyd (E), Arkansas.....	1957
Sutch, George, (B), Temple.....	1946

## 89

Anderson, Warren (WR), West Virginia State.....	1978
Beach, Pat (TE), Washington.....	1993
Beckman, Tom (DE), Michigan.....	1972
Bergen, Adam (TE), Lehigh.....	2005-06
Boso, Cap (TE), Illinois.....	1986
Boston, David (WR), Ohio State.....	1999-02
Brock, Fred (WR), Southern Mississippi.....	1996-98
Brown, Robert (TE), Alcorn A&M.....	1969-70
Burkett, Jeff (E), Louisiana State (also wore #35, 88).....	1947
Foster, Larry (WR), Louisiana State.....	2003
Gaines, Wendall (TE/DT), Oklahoma State (also wore #91).....	1994-95
Harris, William (TE), Bishop.....	1987
Hayes, Jarius (TE), North Alabama (also wore #48).....	1996, '98
LaFleur, Greg (TE), Louisiana State.....	1981-85
Long, Dave (DE), Iowa.....	1966-68
McPhee, Frank (E), Princeton.....	1955
Parris, Gary (TE), Florida State.....	1979-80
Patrick, Ben (TE), Delaware.....	2007-10
Poolo, Nate (WR), Marshall.....	2002-04
Reeves, Walter (TE), Auburn.....	1989-93
Walczak, Mark (TE), Arizona.....	1988
Sampson, DeMarco (WR), San Diego State.....	2011
Samuels, Terry (TE), Kentucky (also wore #44).....	1994-95
Schwall, Vic (B), Northwestern (also wore #37).....	1947-50
Weber, Chuck (LB), West Chester State.....	1956-58

## 90

Campbell, Mark (DT), Florida.....	1997
Cross, Bill (HB), West Texas State (also wore #20).....	1951-53
Dockett, Darnell (DT), Florida State.....	2004-
McCants, Keith (DE), Alabama.....	1994-95
Moore, Alton (DE), Auburn (also wore #69).....	1992
Osborne, Edonta (LB), Louisiana Tech.....	1990
Procell, Jarrett (DE), Louisiana Tech.....	2001
Stallings, Robert (TE), Southern Mississippi.....	1986
Stowe, Tyrone (LB), Rutgers (also wore #91).....	1991-93
Wadsworth, Andre (DE), Florida State.....	1998-00
Wilson, Karl (DE), Louisiana State.....	1989

## 91

Bailey, Rodney (DE), Ohio State.....	2007
Bryant, Wendell (DT), Wisconsin.....	2002-2004
Gaines, Wendall (TE/DT), Oklahoma State (also wore #89).....	1994-95
Holliday, Ronnie (DE), North Carolina.....	2011-12
Iwebema, Kenny (DE), Iowa.....	2008-10
Lunz, Gerry (G), Marquette.....	1925-26
Monaco, Ron (LB), South Carolina.....	1986
Moore, Langston (DT), South Carolina.....	2005-06
Schmidt, George (E), Lewis (also wore #81).....	1953

Slater, Fred (T), Iowa (also wore #14, 47).....	1926-31
Stowe, Tyrone (LB), Rutgers (also wore #90).....	1991-93
Swinger, Rashod (DT), Rutgers.....	1997-2000

## 92

Berry, Bertrand (DE), Notre Dame.....	2004-09
Cousins, Jomo (DE), Florida A&M.....	1998
England, Eric (DE), Texas A&M.....	1994-96
Manley, Dexter (DE), Oklahoma State.....	1990
Rubio, Angel (DT), Southeast Missouri State.....	1999
Tanner, Barron (DT), Oklahoma.....	2000-03
Tardits, Richard (LB), Georgia.....	1989
Wallerstedt, Brett (LB), Arizona State.....	1993
Williams, Dan (DT), Tennessee.....	2010-

## 93

Bulman, Tim (DT), Boston College.....	2005
Campbell, Calais (DE), Miami (FL).....	2008-
Coleman, Sidney (LB), Southern Mississippi.....	1991
Cooper, Chris (DE), Nebraska-Omaha.....	2006-07
Davis, Reuben (DE), North Carolina.....	1992-93
Dunbar, Karl (DE), Louisiana State.....	1994-95
Gilbert, Freddie (DE), Georgia.....	1989
Smith, Mark (DT), Auburn.....	1997-00
Vanden Bosch, Kyle (DE), Nebraska.....	2001-04

## 94

Acho, Sam (LB), Texas.....	2011-
Bell, Marcus (DT), Memphis.....	2001-03
Cochran, Antonio (DE), Georgia.....	2005
Dykes, Keilen (DT), West Virginia.....	2009-10
Faulkner, Jeff (DE), Southern.....	1991-92
Sears, Corey (DT), Mississippi State.....	1999-00
Smith, Antonio (DE), Oklahoma State (also wore #67).....	2004-08
Wilson, Bernard (DT), Tennessee State.....	1994-98
Zellner, Peppi (DE), Fort Valley State.....	2004

## 95

Buczowski, Bob (DT), Pittsburgh.....	1989
Burke, Thomas (DE), Wisconsin (also wore #60).....	1999-02
Burnett, Victor (DE), Fresno State (also wore #69).....	1987
Chapura, Dick (DT), Missouri.....	1990
Dwyer, Nate (DT), Kansas (also wore #72).....	2000
Highsmith, Ali (LB), Louisiana State.....	2008-09
King, Kenny (DT), Alabama (also wore #72).....	2003-05
Lumpkin, Ricky (DT), Kentucky.....	2012-
Miller, Jamir (LB), UCLA.....	1994-98
Moses, Quentin (DE), Georgia.....	2007
Ransom, Derrick (DE), Cincinnati.....	2003
Schobel, Bo (DE), TCU.....	2007

## 96

Johnson, Dennis (DE), Kentucky.....	2002-03
Kolodziej, Ross (DT), Wisconsin.....	2007
McNanie, Sean (DE), San Diego State.....	1988
Ottis, Brad (DT), Wayne State (Mich.).....	1996-2000
Schable, A.J. (FB), South Dakota (also wore #44).....	2006
Simmons, Clyde (DE), Western Carolina.....	1994-95
Talley, Ronald (DE), Delaware.....	2011-
Truluck, R-Kal (DE), SUNY-Cortland.....	2005
Williams, Chris (DL), American International.....	1991
Williams, Willie (T), Louisiana State (also wore #60).....	1990-92

## 97


Busler, Ray (T), Marquette (also wore #43).....	1940-41, '45
Hooks, Bryan (DT), Arizona State.....	1994
Hyche, Steve (LB), Livingston.....	1991-93
Maumalanga, Chris (DT), Kansas.....	1995-96
Pace, Calvin (DE/LB), Wake Forest (also wore #79).....	2003-07
Rice, Simeon (DE), Illinois (also wore #79).....	1996-00
Robinson, Bryan (DT), Fresno State.....	2008-10
Spachman, Chris (DE), Nebraska.....	1988
Wakefield, Fred (OT, DE, TE), Illinois (also wore #78, 79, 87).....	2001-06

## 98

Davis, Russell (DT), North Carolina.....	2000-05
Eason, Nick (DT), Clemson.....	2011-12
Hairston, Carl (DT), Maryland-Eastern Shore.....	1990
Mallouf, Ray (B), Southern Methodist (also wore #22, 78).....	1941, '46-48
Swann, Eric (DL), None.....	1991-99
Watson, Gabe (DT), Michigan.....	2006-10

## 99 (RETIRED)

Goldberg, Marshall 'Biggie' (B/DB), Pittsburgh.....	1939-40, '46-48 (also wore #42, 73) (honored with number retirement)
Nussbaumer, Bob (B), Michigan.....	1949-50
Tonelli, Mario "Motts" (B), Notre Dame (also wore #58).....	1940, '45



**PAT TILLMAN**  
**SAFETY** **40**

**Professional**—Fierce competitor defied odds as seventh-round draft choice in 1998 to become three-year starting safety and establish franchise single-season record with 224 tackles

in 2000 ... successfully converted from college linebacker to pro defensive back ... named All-Pro by Sports Illustrated in 2000 ... in 1998 became first rookie starting safety for Cardinals since team relocated to Arizona in 1988 ... left the Cardinals prior to 2002 season to enlist in U.S. Army and become member

of elite Army Ranger unit, as did his brother, Kevin, who tabled a professional baseball career in the Cleveland Indians organization ... admirably declined all media attention throughout tour of duty ... killed April 22, 2004 in Afghanistan.

**College**—Local favorite during college career at Arizona State University ... Pac-10 Conference defensive player-of-the-year in 1997 ... key member of Sun Devils' 1996 Rose Bowl squad ... three-year starting linebacker ... selected by Cardinals in seventh round (226th overall) of 1998 NFL Draft.

**Etc.**—Born Nov. 6, 1976 in Fremont, Calif. ... graduated summa cum laude in three and one-half years with marketing degree from ASU with 3.84 grade-point-average with academic all-America honors ... outdoors enthusiast also competed in triathlons as part of training regimen.

**LARRY WILSON**  
**SAFETY** **8**



**Professional**—One of the greatest defensive backs in NFL history ... enshrined in the Pro Football Hall of Fame in 1978 ... named to the all-time NFL team in 1994 to commemorate the league's 75th anniversary ... played entire career as a Cardinal in St. Louis (1960-72) ... played in eight Pro Bowls ... all-NFL six times ... 52 career interceptions ... cat-like defender and exceptional team leader ... interceptions in seven consecutive

games in 1966 ... NFL's top free safety during 13-year career ... made the safety blitz famous.

**College**—Utah ... 6-0, 190 ... two-way star for Utes from 1957-60 ... seventh-round draft pick by St. Louis Cardinals in 1960.

**Etc.**—Born March 24, 1938 in Rigby, Idaho. ... regarded as one of the toughest players in NFL history ... once intercepted a pass for a go-ahead touchdown with two broken wrists ... retired from the team's front office in 2003, ending 43-year NFL career, all as a Cardinal.

**J.V. CAIN**  
**TIGHT END** **88**



**Professional**—Doubled at tight end and wide receiver for the St. Louis Cardinals (1974-77) ... part of Head Coach Don Coryell's messenger service as a rookie wide receiver in 1974 ... replaced Hall of Famer Jackie Smith at tight end in mid-1975 ... caught passes in 12 of 13 games in 1976 ... one-handed touchdown catch in 1977 provided margin of victory in 16-13 win over Chicago ... died after collapsing from a heart

condition at training camp in 1979.

**College**—Colorado ... 6-4, 220 ... all-America ... two-time all-Big 8 Conference selection ... caught 53 passes for 700 yards during junior and senior seasons ... first-round draft choice of the Cardinals in 1974.

**Etc.**—Born July 22, 1951 in Houston, Texas ... played in the East-West and Hula Bowl games.

**STAN MAULDIN**  
**TACKLE** **77**



**Professional**—Tackle for the Chicago Cardinals (1946-48) ... opened holes in the line with hard-hitting bulk for the Cardinals' "Million-Dollar Backfield" ... member of the Cards' 1947 NFL championship team ... died of a heart attack after opening-day victory over the Eagles in 1948.

**College**—Texas ... 6-2, 215 ... all-America tackle for the Longhorns ... winner of the Outstanding Athlete Trophy in 1942 ... one of Texas' "13 Immortals" in 1940.

**Etc.**—Born December 27, 1920 in Amarillo, Texas ... flew bombing missions with the 15th Air Force Division over Italy during World War II.

**MARSHALL GOLDBERG**  
**RUNNING BACK/DEF. BACK** **99**



**Professional**—All-round player who starred as a ball carrier, defensive back, and return specialist for the Chicago Cardinals (1939-43, '46-48) ... second team all-pro selection in 1941 ... NFL mid-season rushing, punt and kickoff return, and interception leader in 1941 ... career statistics included 1,644 yards rushing in 476 attempts for 11 touchdowns, and 60 pass receptions for 776 yards and five touchdowns ... member of Cards' 1947 NFL championship team.

**College**—Pittsburgh ... 5-11, 195 ... two-time consensus all-America halfback at Pitt.

**Etc.**—Born October 24, 1917 in Elkins, West Virginia ... 1980 inductee into the Jewish Hall of Fame in Tel Aviv, Israel ... playing career interrupted for two years (1944-45) during World War II when he served in the Navy ... nicknamed "Biggie." ... passed away on April 3, 2006.



## ANNUAL RESULTS

Year	Won	Lost	Tied	Pct.	Head Coach
1920	3	2	1	.600	Marshall Smith
1921	3	3	2	.400	John "Paddy" Driscoll
1922	8	3	0	.727	John "Paddy" Driscoll
1923	8	4	0	.667	Arnie Horween
1924	5	4	1	.556	Arnie Horween
<b>1925*</b>	<b>11</b>	<b>2</b>	<b>1</b>	<b>.846</b>	<b>Norm Barry</b>
1926	5	6	1	.455	Norm Barry
1927	3	7	1	.300	Guy Chamberlin
1928	1	5	0	.167	Fred Gillies
1929	6	6	1	.500	Dewey Scanlon
1930	5	6	2	.455	Ernie Nevers
1931	5	4	0	.556	LeRoy Andrews (a)
1932	2	6	2	.250	Jack Chevigny
1933	1	9	1	.100	Paul Schissler
1934	5	6	0	.455	Paul Schissler
1935	6	4	2	.600	Milan Creighton
1936	3	8	1	.250	Milan Creighton
1937	5	5	1	.500	Milan Creighton
1938	2	9	0	.182	Milan Creighton
1939	1	10	0	.091	Ernie Nevers
1940	2	7	2	.222	Jimmy Conzelman
1941	3	7	1	.300	Jimmy Conzelman
1942	3	8	0	.273	Jimmy Conzelman
1943	0	10	0	.000	Philip G. Handler
1944	Cardinal-Pittsburgh teams played as combination				
1945	1	9	0	.100	Philip G. Handler
1946	6	5	0	.545	Jimmy Conzelman
<b>1947*</b>	<b>9</b>	<b>3</b>	<b>0</b>	<b>.750</b>	<b>Jimmy Conzelman</b>
1948+	11	1	0	.917	Jimmy Conzelman
1949	6	5	1	.545	Phil Handler-Buddy Parker
1950	5	7	0	.417	Earl "Curly" Lambeau
1951	3	9	0	.250	Earl "Curly" Lambeau
1952	4	8	0	.333	Joseph L. Kuharich
1953	1	10	1	.091	Joseph Stydahar
1954	2	10	0	.167	Joseph Stydahar
1955	4	7	1	.364	Ray Richards
1956	7	5	0	.583	Ray Richards
1957	3	9	0	.250	Ray Richards
1958	2	9	1	.182	Frank "Pop" Ivy
1959	2	10	0	.167	Frank "Pop" Ivy
1960#	6	5	1	.545	Frank "Pop" Ivy (b)
1961	7	7	0	.500	Frank "Pop" Ivy (b)
1962	4	9	1	.308	Wally Lemm
1963	9	5	0	.643	Wally Lemm
1964	9	3	2	.750	Wally Lemm
1965	5	9	0	.357	Wally Lemm
1966	8	5	1	.615	Charley Winner
1967	6	7	1	.462	Charley Winner
1968	9	4	1	.692	Charley Winner
1969	4	9	1	.308	Charley Winner

Year	Won	Lost	Tied	Pct.	Head Coach
1970	8	5	1	.615	Charley Winner
1971	4	9	1	.308	Bob Hollway
1972	4	9	1	.321	Bob Hollway (c)
1973	4	9	1	.321	Don Coryell
1974**	10	4	0	.714	Don Coryell
1975**	11	3	0	.786	Don Coryell
1976	10	4	0	.714	Don Coryell
1977	7	7	0	.500	Don Coryell
1978	6	10	0	.375	Bud Wilkinson
1979	5	11	0	.312	Bud Wilkinson (d)
1980	5	11	0	.312	Jim Hanifan
1981	7	9	0	.438	Jim Hanifan
1982	5	4	0	.556	Jim Hanifan
1983	8	7	1	.531	Jim Hanifan
1984	9	7	0	.563	Jim Hanifan
1985	5	11	0	.312	Jim Hanifan
1986	4	11	1	.281	Gene Stallings
1987##	7	8	0	.467	Gene Stallings
1988###	7	9	0	.438	Gene Stallings
1989	5	11	0	.313	Gene Stallings (e)
1990	5	11	0	.313	Joe Bugel
1991	4	12	0	.250	Joe Bugel
1992	4	12	0	.250	Joe Bugel
1993	7	9	0	.436	Joe Bugel
1994	8	8	0	.500	Buddy Ryan
1995	4	12	0	.250	Buddy Ryan
1996	7	9	0	.436	Vince Tobin
1997	4	12	0	.250	Vince Tobin
1998	9	7	0	.563	Vince Tobin
1999	6	10	0	.375	Vince Tobin
2000	3	13	0	.188	Vince Tobin (f)
2001	7	9	0	.436	Dave McGinnis
2002	5	11	0	.313	Dave McGinnis
2003	4	12	0	.250	Dave McGinnis
2004	6	10	0	.375	Dennis Green
2005	5	11	0	.313	Dennis Green
2006	5	11	0	.313	Dennis Green
2007	8	8	0	.500	Ken Whisenhunt
2008^ ***	9	7	0	.563	Ken Whisenhunt
2009^	10	6	0	.625	Ken Whisenhunt
2010	5	11	0	.313	Ken Whisenhunt
2011	8	8	0	.500	Ken Whisenhunt
2012	5	11	0	.313	Ken Whisenhunt

- \* Won NFL Championship
- \*\* Won NFC Eastern Division Championship
- + Won NFL Western Conference Championship
- ^ Won NFC West
- \*\*\* Won NFC Championship
- # First season in St. Louis
- ## Last season in St. Louis
- ### First season in Arizona
- (a) Resigned after one game. Replaced by Ernie Nevers.
- (b) Resigned after 12 games. Replaced by coaches Drulis, Prochaska, and Willsey.
- (c) Beginning with 1972, won-lost percentage includes ties.
- (d) Released after 13 games. Replaced by Larry Wilson on interim basis.
- (e) Released after 11 games. Replaced by Hank Kuhlmann on interim basis.
- (f) Released after seven games. Replaced by Dave McGinnis on interim basis. McGinnis named permanent head coach prior to the season finale.

## ALL-TIME RESULTS

### 1920 (3-2-1)

#### HEAD COACH MARSHALL SMITH

Oct. 10	At Chicago Tigers	T	0-0	8,000
Oct. 17	Moline Athletics*	W	33-3	Unknown
Oct. 24	At Rock Island Ind.	L	0-7	4,000
Oct. 31	Detroit Heralds	W	21-0	3,000
Nov. 7	At Chicago Tigers	W	6-3	7,000
Nov. 14	Cincinnati Celts*	W	20-0	5,000
Nov. 21	Lansing Oldsmobile*	W	14-0	3,500
Nov. 28	Decatur Staleys	W	7-6	8,500
Dec. 5	At Decatur Staleys	L	0-10	8,500
Dec. 19	At Chicago Staysms*	T	14-14	Unknown

Home: 2-0. Away: 1-2-1. 115-43

\*Non-league game

### 1921 (3-3-2)

#### HEAD COACH JOHN "PADDY" DRISCOLL

Sept. 25	Racine American Legion*	W	27-0	Unknown
Oct. 2	Minneapolis Marines	W	20-0	4,000
Oct. 9	Akron Pros	L	0-23	6,000
Oct. 16	Rock Island Ind.	L	7-14	4,000
Oct. 23	Columbus Panhandles	W	17-6	6,000
Nov. 6	Hammond Pros	W	7-0	Unknown
Nov. 20	Green Bay	T	3-3	2,000
Nov. 24	At Chicago Staysms*	W	27-0	Unknown
Nov. 27	Gary Elks*	W	21-0	2,000
Dec. 4	Akron Pros	L	0-7	3,500
Dec. 18	At Chicago Staleys	T	0-0	2,000

Home: 3-3-1. Away: 0-0-1. 129-53

\*Non-league game

### 1922 (8-3)

#### HEAD COACH JOHN "PADDY" DRISCOLL

Sept. 24	Maplewood Rovers*	W	28-0	Unknown
Oct. 1	Milwaukee Badgers	W	3-0	3,500
Oct. 15	Green Bay	W	16-3	3,500
Oct. 22	Minneapolis Marines	W	3-0	4,000
Oct. 29	Columbus Panhandles	W	37-6	5,000
Nov. 5	Buffalo All-Americans	W	9-7	4,000
Nov. 12	Akron Pros	W	7-0	2,000
Nov. 19	Canton Bulldogs	L	0-7	7,500
Nov. 26	At Canton Bulldogs	L	3-20	2,500
Nov. 30	Chicago Bears	W	6-0	14,000
Dec. 3	Dayton Triangles	L	3-7	3,000
Dec. 10	Chicago Bears	W	9-0	15,000

Home: 8-2. Away: 0-1. 124-50

\*Non-league game

### 1923 (8-4)

#### HEAD COACH ARNIE HORWEEN

Sept. 30	Buffalo All-Americans	W	3-0	Unknown
Oct. 7	Rochester Jeffersons	W	60-0	5,000
Oct. 14	Akron Indians	W	19-0	Unknown
Oct. 21	Minneapolis Marines	W	9-0	4,000
Oct. 28	Dayton Triangles	W	13-3	5,000
Nov. 4	Canton Bulldogs	L	3-7	6,000
Nov. 11	Hammond Pros	W	6-0	3,500
Nov. 18	Duluth Kelleys	W	10-0	5,500
Nov. 25	Racine Legion	L	4-10	7,000
Nov. 29	At Chicago Bears	L	0-3	13,500
Dec. 2	Oorang Indians	W	22-19	1,200
Dec. 9	Milwaukee Badgers	L	12-14	6,000

Home: 8-3. Away: 0-1. 161-56

### 1924 (5-4-1)

#### HEAD COACH ARNIE HORWEEN

Sept. 28	Milwaukee Badgers	W	17-7	4,000
Oct. 5	Green Bay	W	3-0	2,800
Oct. 12	Minneapolis Marines	W	13-0	8,000
Oct. 19	At Chicago Bears	L	0-6	12,000
Oct. 26	Hammond Pros	L	3-6	3,500
Nov. 2	Milwaukee Badgers	L	8-17	3,000
Nov. 9	Dayton Triangles	W	23-0	2,500
Nov. 16	Akron Indians	W	13-0	2,500
Nov. 23	Racine Legion	T	10-10	4,000
Nov. 27	Chicago Bears	L	0-21	13,000

Home: 5-3-1. Away: 0-1. 90-67

### 1925 (11-2-1) (NFL CHAMPION)

#### HEAD COACH NORM BARRY

Sept. 27	Hammond Pros	L	6-10	Unknown
Oct. 4	Milwaukee Badgers	W	34-0	2,500
Oct. 11	Columbus Tigers	W	19-9	Unknown
Oct. 18	Kansas City Cowboys	W	20-7	Unknown
Oct. 25	Chicago Bears	W	9-0	13,000
Nov. 1	Duluth Kelleys	W	10-6	20,000
Nov. 8	Green Bay	W	9-6	4,000
Nov. 15	Buffalo Bisons	W	23-6	4,000
Nov. 22	Dayton Triangles	W	14-0	3,000
Nov. 26	At Chicago Bears	T	0-0	39,000
Nov. 29	Rock Island Ind.	W	7-0	3,000
Dec. 6	Pottsville Maroons	L	7-2	15,000
Dec. 10	Milwaukee Badgers	W	59-0	250
Dec. 12	Hammond Pros	W	13-0	1,000

Home: 11-2. Away: 0-0-1. 230-46

### 1926 (5-6-1)

#### HEAD COACH NORM BARRY

Sept. 19	Columbus Tigers	W	14-0	2,500
Sept. 26	L.A. Buccaneers	W	15-0	8,000
Oct. 3	Racine Tornadoes	W	20-0	3,000
Oct. 10	At Green Bay	W	13-7	5,000
Oct. 17	At Chicago Bears	L	0-16	12,000
Oct. 24	At Milwaukee Badgers	W	3-2	Unknown
Oct. 31	Green Bay	L	0-3	2,500
Nov. 6	At Frankford Yellow Jackets	L	7-33	8,000
Nov. 7	At N.Y. Giants	L	0-20	5,000
Nov. 11	Chicago Bears*	L	0-10	10,000
Nov. 25	At Chicago Bears	T	0-0	8,000
Nov. 28	Kansas City Cowboys	L	2-7	14,000

Home: 3-3-1. Away: 2-3-1. 74-98

\*Soldier Field

### 1927 (3-7-1)

#### HEAD COACH GUY CHAMBERLIN

Sept. 25	Chicago Bears	L	0-9	4,000
Oct. 2	Pottsville Maroons	W	19-7	2,000
Oct. 9	Dayton Triangles	W	7-0	2,500
Oct. 16	At Green Bay	L	0-13	4,500
Oct. 30	N.Y. Yankees	L	6-7	15,000
Nov. 6	Green Bay	T	6-6	3,500
Nov. 13	At N.Y. Yankees	L	6-20	10,000
Nov. 19	At Frankford Yellow Jackets	L	8-12	7,000
Nov. 20	At N.Y. Giants	L	7-28	10,000
Nov. 24	At Chicago Bears	W	3-0	6,000
Nov. 27	Cleveland Bulldogs	L	7-32	5,000

Home: 2-3-1. Away: 1-4. 69-134

### 1928 (1-5)

#### HEAD COACH FRED GILLIES

Sept. 23	Chicago Bears	L	0-15	4,000
Oct. 7	Dayton Triangles	W	7-0	Unknown
Oct. 14	At Green Bay	L	0-20	4,200
Nov. 24	At Frankford Yellow Jackets	L	0-19	8,000
Nov. 25	At N.Y. Yankees	L	0-19	7,000
Nov. 29	At Chicago Bears	L	0-34	10,000

Home: 1-1. Away: 0-4. 7-107

### 1929 (6-6-1)

#### HEAD COACH DEWEY SCANLON

Sept. 22	At Canton Bulldogs*	L	0-6	1,800
Sept. 29	At Buffalo Bisons	W	9-3	4,000
Oct. 6	At Green Bay	L	2-9	7,000
Oct. 13	At Minneapolis Red Jackets	L	7-14	Unknown
Oct. 20	At Chicago Bears	T	0-0	20,000
Oct. 27	Green Bay	L	6-7	10,000
Nov. 2	At Frankford Yellow Jackets	L	0-8	5,000
Nov. 6	At Providence Steam Roller	W	16-0	6,000
Nov. 10	Minneapolis Red Jackets	W	8-0	1,000
Nov. 17	Green Bay	L	0-12	10,000
Nov. 24	Dayton Triangles	W	19-0	300
Nov. 28	Chicago Bears	W	40-6	7,000
Dec. 1	At N.Y. Giants	L	21-24	5,000
Dec. 8	At Orange Tornadoes	W	26-0	Unknown

Home: 3-2. Away: 3-4-1. 154-89

\*Non-league game



## 1930 (5-6-2)

### HEAD COACH ERNIE NEVERS

Sept. 21	At Green Bay	L	0-14	8,000
Sept. 28	At Minneapolis Red Jackets	T	7-7	Unknown
Oct. 5	At Portsmouth Spartans	T	0-0	6,500
Oct. 8	At Newark Tornadoes	W	13-0	5,000
Oct. 12	At Providence Steam Roller	L	7-9	6,500
Oct. 16	At N.Y. Giants	L	12-25	15,000
Oct. 19	Chicago Bears	L	6-32	10,000
Oct. 25	At Frankford Yellow Jackets	W	34-7	Unknown
Oct. 26	Portsmouth Spartans	W	23-13	8,000
Oct. 29	At Milwaukee Nighthawks*	W	33-6	2,500
Nov. 2	Frankford Yellow Jackets	W	6-0	3,000
Nov. 9	N. Y. Giants	L	7-13	4,000
Nov. 16	Green Bay	W	13-6	12,000
Nov. 23	Memphis Tigers*	W	20-7	Unknown
Nov. 27	At Chicago Bears	L	0-6	8,175
Dec. 7	At Memphis Tigers*	W	6-0	Unknown
Dec. 14	At Chicago Bears*	L	7-9	Unknown

Home: 3-2. Away: 2-4-2. 194-154

\*Non-league game

## 1931 (5-4)

### HEAD COACH ROY ANDREWS (1 GAME)

### HEAD COACH ERNIE NEVERS (8 GAMES)

Sept. 23	At Portsmouth Spartans	L	3-13	8,000
Oct. 11	At Green Bay	L	7-26	8,000
Oct. 18	At Chicago Bears	L	13-26	8,000
Nov. 1	At Brooklyn Dodgers	W	14-7	15,000
Nov. 8	At Cleveland Indians	W	14-6	10,000
Nov. 15	Green Bay	W	21-13	9,000
Nov. 22	Portsmouth Spartans	W	20-19	5,000
Nov. 26	At Chicago Bears	L	7-18	14,000
Nov. 28	Cleveland Indians	W	21-0	1,500
Dec. 13	At St. Louis Gunners*	W	26-6	10,000
Dec. 20	Memphis Tigers*	W	24-7	3,000

Home: 3-0. Away: 2-4. 170-141

\*Non-league game

## 1932 (2-6-2)

### HEAD COACH JACK CHEVIGNY

Sept. 18	At Green Bay	L	7-15	3,500
Sept. 25	Battle Creek Maroons*	W	19-0	2,000
Oct. 2	At Portsmouth Spartans	T	7-7	3,725
Oct. 9	Chicago Bears	T	0-0	7,234
Oct. 16	At Boston Braves	W	9-0	15,000
Oct. 30	Brooklyn Dodgers	W	27-7	7,159
Nov. 6	Green Bay	L	9-19	11,000
Nov. 13	At Brooklyn Dodgers	L	0-3	15,000
Nov. 20	At Staten Island Stapletons	L	7-21	5,000
Nov. 24	At Chicago Bears	L	0-34	6,800
Nov. 27	Boston Braves	L	6-8	6,200
Dec. 4	At St. Louis Gunners*	W	20-7	4,000

Home: 1-2-1. Away: 1-4-1. 111-121

\*Non-league game

## 1933 (1-9-1)

### HEAD COACH PAUL SCHISSLER

Sept. 17	Freeport Lions*	W	29-6	Unknown
Sept. 20	Indianapolis Indians*	W	2-0	2,500
Sept. 27	Pittsburgh Pirates	L	13-14	6,000
Oct. 1	At Portsmouth Spartans	L	6-7	Unknown
Oct. 8	At Cincinnati Reds	W	3-0	1,500
Oct. 15	Chicago Bears	L	9-12	12,000
Oct. 22	At Boston Redskins	L	0-10	18,000
Oct. 29	At Brooklyn Dodgers	L	0-7	18,000
Nov. 5	At Green Bay	L	6-14	5,000
Nov. 12	Cincinnati Reds	L	9-12	6,000
Nov. 19	Brooklyn Dodgers	L	0-3	4,000
Nov. 30	At Chicago Bears	L	6-22	8,000
Dec. 3	Boston Redskins	T	0-0	7,000
Dec. 10	At St. Louis Gunners*	L	7-20	10,991

Home: 0-3-1. Away: 1-6. 90-127

\*Non-league game

## 1934 (5-6)

### HEAD COACH PAUL SCHISSLER

Sept. 23	At Cincinnati Reds	W	9-0	6,000
Sept. 30	At Detroit	L	0-6	18,000
Oct. 7	At Cincinnati Reds	W	16-0	2,500
Oct. 14	At Chicago Bears	L	0-20	15,000
Oct. 21	At Green Bay	L	0-15	4,000
Oct. 28	At Boston Redskins	L	0-9	10,000
Nov. 6	At Brooklyn Dodgers	W	21-0	7,000

Nov. 11	Detroit	L	13-17	7,000
Nov. 18	At Green Bay	W	9-0	3,000
Nov. 25	At Chicago Bears	L	6-17	13,800
Nov. 29	Green Bay	W	6-0	3,500
Dec. 2	At Kansas City Blues*	W	13-7	3,500
Dec. 5	At Tulsa Oilers*	W	20-7	1,200
Dec. 9	Stanford Braves*	W	37-2	12,000
Dec. 13	L.A. Bulldogs*	L	10-13	Unknown
Dec. 16	At S. California Maroons*	W	41-7	16,000
Dec. 20	PCFL All-Stars*	W	17-7	4,000
Dec. 23	At Berkeley Giants*	W	21-0	7,000

Home: 1-1. Away: 4-5. 239-127

\*Non-league game

## 1935 (6-4-2)

### HEAD COACH MILAN CREIGHTON

Sept. 15	At Green Bay	W	7-6	10,000
Sept. 29	At Detroit	T	10-10	8,200
Oct. 13	At Green Bay	W	3-0	17,000
Oct. 20	At Pittsburgh Pirates	L	13-17	6,000
Oct. 27	At N.Y. Giants	W	14-13	32,000
Nov. 3	Detroit	L	6-7	5,000
Nov. 10	Philadelphia	W	12-3	6,000
Nov. 19	At Brooklyn Dodgers	L	12-14	18,000
Nov. 24	At Boston Redskins	W	6-0	6,000
Nov. 28	Green Bay	W	9-7	7,500
Dec. 1	At Chicago Bears	T	7-7	12,167
Dec. 8	Chicago Bears	L	0-13	17,373

Home: 2-2. Away: 4-2-2. 99-97

## 1936 (3-8-1)

### HEAD COACH MILAN CREIGHTON

Sept. 13	At Green Bay	L	7-10	8,900
Sept. 20	At LaCrosse Lagers*	W	20-8	Unknown
Sept. 28	At Detroit	L	0-39	25,800
Oct. 4	At Green Bay	L	0-24	12,000
Oct. 11	At Chicago Bears	L	3-7	16,288
Oct. 18	At N.Y. Giants	L	6-14	17,000
Oct. 25	At Brooklyn Dodgers	L	0-9	20,000
Nov. 1	At Boston Redskins	L	10-13	7,000
Nov. 8	Philadelphia	W	13-0	1,500
Nov. 15	Pittsburgh Pirates	W	14-6	3,856
Nov. 22	Detroit	L	7-14	7,579
Nov. 29	Chicago Bears	W	14-7	13,704
Dec. 6	Green Bay	T	0-0	5,000
Dec. 13	L.A. Bulldogs*	T	10-10	15,000

Home: 3-1-1. Away: 0-7. 104-153

\*Non-league game

## 1937 (5-5-1)

### HEAD COACH MILAN CREIGHTON

Sept. 12	At Green Bay	W	14-7	10,000
Sept. 19	At Detroit	L	7-16	17,000
Sept. 24	At Washington	W	21-14	22,367
Sept. 26	At Philadelphia	T	6-6	3,912
Oct. 3	At Cleveland Rams	W	6-0	10,000
Oct. 10	At Green Bay	L	13-34	18,000
Oct. 17	At Chicago Bears	L	7-16	23,000
Oct. 24	At Pittsburgh Pirates	W	13-7	8,963
Oct. 31	Cleveland Rams	W	13-7	9,923
Nov. 21	Detroit	L	7-16	8,576
Dec. 5	Chicago Bears	L	28-42	7,313

Home: 1-2 (25,812). Away: 4-3-1 (113,242). 135-165

## 1938 (2-9-0)

### HEAD COACH MILAN CREIGHTON

Sept. 1	College All-Stars*	W	32-0	8,724
Sept. 11	Chicago Bears	L	13-16	20,000
Sept. 17	At Cleveland Rams	W	7-6	7,500
Sept. 25	At Green Bay	L	7-28	22,000
Sept. 28	At Green Bay (Buffalo)	L	22-24	12,500
Oct. 2	At Brooklyn Dodgers	L	0-13	17,129
Oct. 11	L.A. Bulldogs* (At Charleston, W. Va.)	T	14-14	6,500
Oct. 16	At Chicago Bears	L	28-34	21,614
Oct. 23	At Detroit	L	0-10	17,917
Oct. 26	At Philadelphia (At Erie, Pa.)	L	0-7	15,000

Nov. 6 At N.Y. Giants L 0-6 19,648

Nov. 13 Cincinnati Bengals\* T 14-14 5,000

Nov. 20 Detroit L 3-7 8,279

Nov. 27 Cleveland Rams W 31-17 2,200

Home: 1-2-0. Away: 1-7-0. 171-196

\*Non-league game

## 1939 (1-10)

### HEAD COACH ERNIE NEVERS

Sept. 10	At Detroit	L	13-21	15,075
Sept. 17	At Green Bay	L	10-24	12,000
Sept. 24	At Pittsburgh Pirates	W	10-0	19,008
<b>Oct. 1</b>	<b>Detroit</b>	<b>L</b>	<b>3-17</b>	<b>9,000</b>
Oct. 8	At Green Bay	L	20-27	20,000
Oct. 15	At Chicago Bears	L	7-44	29,592
<b>Oct. 22</b>	<b>Cleveland Rams</b>	<b>L</b>	<b>0-24</b>	<b>10,000</b>
Nov. 5	At Cleveland Rams	L	0-14	8,378
Nov. 12	At N.Y. Giants	L	7-17	28,217
Nov. 19	At Washington	L	7-28	26,667
<b>Nov. 26</b>	<b>Chicago Bears</b>	<b>L</b>	<b>7-48</b>	<b>16,055</b>
Home: 0-3 (35,055). Away: 1-7 (158,937)			84-264	

## 1940 (2-7-2)

### HEAD COACH JIMMY CONZELMAN

Sept. 8	At Pittsburgh	T	7-7	22,000
Sept. 15	At Detroit (At Buffalo)	T	0-0	18,048
<b>Sept. 25</b>	<b>Chicago Bears</b>	<b>W</b>	<b>21-7</b>	<b>23,181</b>
Sept. 29	At Green Bay	L	6-31	21,000
Oct. 5	At Detroit	L	14-43	20,619
Oct. 13	At Washington	L	21-28	33,691
Oct. 20	At Cleveland Rams	L	14-26	13,683
<b>Oct. 27</b>	<b>Cleveland Rams</b>	<b>W</b>	<b>17-7</b>	<b>10,313</b>
<b>Nov. 1</b>	<b>Green Bay</b>	<b>L</b>	<b>7-28</b>	<b>11,364</b>
Nov. 24	At Brooklyn Dodgers	L	9-14	16,619
Dec. 1	At Chicago Bears	L	23-31	13,902
Home: 2-1 (44,858). Away: 0-6-2 (159,562).			139-222	

## 1941 (3-7-1)

### HEAD COACH JIMMY CONZELMAN

Sept. 9	At Kenosha Cardinals*	T	21-21	3,000
<b>Sept. 16</b>	<b>Cleveland Rams</b>	<b>L</b>	<b>6-10</b>	<b>15,000</b>
<b>Sept. 27</b>	<b>Detroit</b>	<b>T</b>	<b>14-14</b>	<b>15,458</b>
Oct. 5	At Green Bay (Milw.)	L	13-14	10,000
Oct. 12	At Chicago Bears	L	7-53	34,668
Oct. 19	At Brooklyn Dodgers	W	20-6	12,054
Oct. 26	At Philadelphia	L	14-21	12,683
Nov. 2	At N.Y. Giants	W	10-7	29,289
Nov. 16	At Green Bay	L	9-17	15,495
Nov. 23	At Cleveland Rams	W	7-0	5,000
Nov. 30	At Detroit	L	3-21	17,051
<b>Dec. 7</b>	<b>Chicago Bears</b>	<b>L</b>	<b>24-34</b>	<b>18,879</b>
Home: 0-2-1 (49,337). Away: 3-5-0 (139,240).			148-218	

\*Non-league game

## 1942 (3-8)

### HEAD COACH JIMMY CONZELMAN

Sept. 6	Western Army All-Stars*	L	10-16	20,000
	(At Denver, Colo.)			
Sept. 13	At Cleveland Rams (At Buffalo)	W	7-0	18,698
<b>Sept. 20</b>	<b>Detroit</b>	<b>W</b>	<b>13-0</b>	<b>14,742</b>
<b>Oct. 4</b>	<b>Green Bay</b>	<b>L</b>	<b>13-17</b>	<b>25,000</b>
Oct. 11	At Chicago Bears	L	14-41	38,500
Oct. 18	At Detroit	W	7-0	14,100
Oct. 25	At Cleveland Rams	L	3-7	7,896
Nov. 1	At Green Bay	L	24-55	15,000
Nov. 8	At Washington	L	0-28	35,425
<b>Nov. 15</b>	<b>Wichita Aero Commanders*</b>	<b>W</b>	<b>35-7</b>	<b>5,000</b>
Nov. 22	At Pittsburgh	L	3-19	20,711
Nov. 29	At N.Y. Giants	L	7-21	20,354
<b>Dec. 6</b>	<b>Chicago Bears</b>	<b>L</b>	<b>7-21</b>	<b>8,251</b>
Home: 1-2 (52,993). Away: 2-6 (170,684).			143-232	

\*Non-league game.

## 1943 (0-10)

### HEAD COACH PHIL HANDLER

Sept. 19	At Detroit	L	14-35	23,408
<b>Sept. 26</b>	<b>Washington (Buffalo)*</b>	<b>L</b>	<b>21-43</b>	<b>20,707</b>
<b>Oct. 3</b>	<b>Green Bay</b>	<b>L</b>	<b>7-28</b>	<b>15,563</b>
<b>Oct. 10</b>	<b>Chicago Bears</b>	<b>L</b>	<b>0-20</b>	<b>24,658</b>
<b>Oct. 17</b>	<b>Detroit (Buffalo)</b>	<b>L</b>	<b>0-7</b>	<b>15,072</b>
Oct. 24	At Washington	L	7-13	35,540
Oct. 31	At Phila.-Pitt. Steagles	L	13-34	16,351
Nov. 7	At Brooklyn Dodgers	L	0-7	13,340
Nov. 14	At Green Bay	L	14-35	11,000
Nov. 21	At N.Y. Giants	L	13-24	19,804
<b>Nov. 28</b>	<b>Chicago Bears</b>	<b>L</b>	<b>24-35</b>	<b>17,219</b>
Home: 0-5 (93,219). Away: 0-5 (119,443).			116-281	

\*Non-league game

## 1944 (0-10)+

### CO-COACH PHIL HANDLER (CARDINALS)

<b>Sept. 12</b>	<b>Philadelphia*</b>	<b>L</b>	<b>0-22</b>	<b>20,000</b>
Sept. 18	Washington* (At Pitt., Pa.)	L	0-3	17,085
Sept. 24	Cleveland Rams (At Pitt., Pa.)	L	28-30	20,968
Oct. 1	N.Y. Giants* (At Pitt., Pa.)	W	17-16	Unknown
Oct. 8	At Green Bay	L	7-34	16,500
Oct. 15	At Chicago Bears	L	7-34	20,940
Oct. 22	At N.Y. Giants	L	0-23	40,734
Oct. 29	At Washington	L	20-42	35,540
Nov. 5	Vs. Detroit (At Pitt., Pa.)	L	0-27	17,743
Nov. 12	At Detroit	L	0-10	13,239
<b>Nov. 19</b>	<b>Cleveland Rams</b>	<b>L</b>	<b>6-33</b>	<b>14,632</b>
<b>Nov. 26</b>	<b>Green Bay</b>	<b>L</b>	<b>20-35</b>	<b>7,158</b>
Dec. 3	Chicago Bears	L	7-49	9,069
	(At Pittsburgh, Pa.)		112-368	

Home: 0-6. Away: 0-4.

\*Non-league game

+The Cardinals and Steelers combined teams for the 1944 season as a war-time emergency measure. Coaching duties were divided between the teams' head coaches. Home games were divided between Pittsburgh and Chicago.

## 1945 (1-9)

### HEAD COACH PHIL HANDLER

Sept. 17	Washington* (At Buffalo, N.Y.)	T	7-7	Unknown
Sept. 23	Detroit (At Milwaukee, Wisc.)	L	0-10	5,461
Sept. 30	At Cleveland Rams	L	0-21	10,872
Oct. 7	At Philadelphia	L	6-26	25,581
Oct. 14	At Chicago Bears	W	16-7	20,784
Oct. 21	At Detroit	L	0-26	32,644
Oct. 28	At Green Bay	L	14-33	19,221
Nov. 4	At Washington	L	21-24	35,000
Nov. 11	At Pittsburgh	L	0-23	13,153
<b>Nov. 18</b>	<b>Cleveland Rams</b>	<b>L</b>	<b>21-35</b>	<b>18,000</b>
<b>Dec. 2</b>	<b>Chicago Bears</b>	<b>L</b>	<b>20-28</b>	<b>13,925</b>
Home: 0-2. Away: 1-7.			105-240	

\*Non-league game

## 1946 (6-5)

### HEAD COACH JIMMY CONZELMAN

Sept. 20	At Pittsburgh	L	7-14	32,851
<b>Sept. 30</b>	<b>Detroit</b>	<b>W</b>	<b>34-14</b>	<b>26,942</b>
<b>Oct. 6</b>	<b>Chicago Bears</b>	<b>L</b>	<b>17-34</b>	<b>39,263</b>
Oct. 13	At Detroit	W	36-14	23,987
Oct. 20	At N.Y. Giants	L	24-28	50,681
<b>Oct. 27</b>	<b>L.A. Rams</b>	<b>W</b>	<b>34-10</b>	<b>38,180</b>
Nov. 3	At Boston Yanks	W	28-14	10,556
<b>Nov. 10</b>	<b>Green Bay</b>	<b>L</b>	<b>7-19</b>	<b>30,691</b>
Nov. 17	At L.A. Rams	L	14-17	38,271
Nov. 24	At Green Bay	W	24-6	16,150
Dec. 1	At Chicago Bears	W	35-28	47,511
Home: 2-2 (134,976). Away: 4-3 (220,007).			260-198	

## 1947 (9-3, NFL Champion)

### HEAD COACH JIMMY CONZELMAN

<b>Sept. 28</b>	<b>Detroit</b>	<b>W</b>	<b>45-21</b>	<b>22,739</b>
<b>Oct. 5</b>	<b>Chicago Bears</b>	<b>W</b>	<b>31-7</b>	<b>51,123</b>
Oct. 12	At Green Bay	W	14-10	25,502
Oct. 19	At L.A. Rams	L	7-27	69,631
<b>Oct. 26</b>	<b>Boston Yankees</b>	<b>W</b>	<b>27-7</b>	<b>22,286</b>
<b>Nov. 2</b>	<b>L.A. Rams</b>	<b>W</b>	<b>17-10</b>	<b>40,575</b>
Nov. 9	At Detroit	W	17-7	27,513
<b>Nov. 16</b>	<b>Green Bay</b>	<b>W</b>	<b>21-20</b>	<b>40,086</b>
Nov. 23	At Washington	L	21-45	35,362
Nov. 30	At N.Y. Giants	L	31-35	28,744
Dec. 7	At Philadelphia	W	45-21	34,432
Dec. 14	At Chicago Bears	W	30-21	48,632
Home: 5-0 (176,809). Away: 4-3 (221,184).			306-231	
<b>NFL Championship Game, Comiskey Park, Chicago</b>				
Dec. 28	Philadelphia	W	28-21	30,759

## 1948 (11-1)

### HEAD COACH JIMMY CONZELMAN

<b>Sept. 24</b>	<b>Philadelphia</b>	<b>W</b>	<b>21-14</b>	<b>25,875</b>
<b>Oct. 4</b>	<b>Chicago Bears</b>	<b>L</b>	<b>17-28</b>	<b>52,765</b>
Oct. 10	At Green Bay (Milw.)	W	17-7	34,369
Oct. 17	At N.Y. Giants	W	63-35	35,342
<b>Oct. 24</b>	<b>Boston Yanks</b>	<b>W</b>	<b>49-27</b>	<b>23,433</b>
Oct. 31	At L.A. Rams	W	27-22	32,149
<b>Nov. 7</b>	<b>Detroit</b>	<b>W</b>	<b>56-20</b>	<b>24,051</b>
Nov. 14	At Pittsburgh	W	24-7	33,364
<b>Nov. 21</b>	<b>L.A. Rams</b>	<b>W</b>	<b>27-24</b>	<b>29,031</b>
Nov. 25	At Detroit	W	28-14	22,957
<b>Dec. 5</b>	<b>Green Bay</b>	<b>W</b>	<b>42-7</b>	<b>26,072</b>
Dec. 12	At Chicago Bears	W	24-21	51,283
Home: 5-1 (181,227). Away: 6-0 (209,464).			395-226	
<b>NFL Championship Game, Shibe Park, Philadelphia</b>				
Dec. 19	At Philadelphia	L	0-7	36,309

## 1949 (6-5-1)

### HEAD COACHES BUDDY PARKER (5 GAMES)

#### PHIL HANDLER (7 GAMES)

Sept. 26	Washington	W	38-7	24,136
Oct. 2	Chicago Bears	L	7-17	52,867
Oct. 8	At Philadelphia	L	3-28	34,576
Oct. 16	At Green Bay (Milw.)	W	39-17	18,164
Oct. 23	Detroit	L	7-24	23,215
Oct. 30	N.Y. Giants	L	38-41	22,339
Nov. 6	At Detroit	W	42-19	22,479
Nov. 13	At N.Y. Bulldogs	W	65-20	9,072
Nov. 20	L.A. Rams	T	28-28	34,100
Nov. 27	Green Bay	W	41-21	16,787
Dec. 4	At L.A. Rams	W	31-27	74,673
Dec. 11	At Chicago Bears	L	21-52	50,101
Home: 2-3-1 (171,444). Away: 4-2 (209,065).				360-301

## 1950 (5-7)

### HEAD COACH EARL "CURLY" LAMBEAU

Sept. 24	Philadelphia	L	7-45	24,914
Oct. 2	Baltimore	W	55-13	14,439
Oct. 8	At Chicago Bears	L	6-27	48,025
Oct. 15	At Cleveland	L	24-34	33,774
Oct. 22	At Washington	W	38-28	27,856
Oct. 29	N.Y. Giants	W	17-3	23,964
Nov. 5	Cleveland	L	7-10	38,456
Nov. 12	At N.Y. Giants	L	21-51	22,380
Nov. 19	At Philadelphia	W	14-10	28,368
Nov. 23	Pittsburgh	L	17-28	11,622
Dec. 3	Chicago Bears	W	20-10	31,919
Dec. 10	At Pittsburgh	L	7-28	18,301
Home: 3-3 (145,314). Away: 2-4 (178,704).				233-287

## 1951 (3-9)

### HEAD COACH EARL "CURLY" LAMBEAU

Sept. 30	Philadelphia	L	14-17	16,129
Oct. 7	Chicago Bears	W	28-14	33,781
Oct. 14	At N.Y. Giants	L	17-28	28,095
Oct. 21	At Washington	L	3-7	22,960
Oct. 28	Pittsburgh	L	14-28	14,773
Nov. 4	Cleveland	L	17-34	19,742
Nov. 11	At L.A. Rams	L	21-45	29,996
Nov. 18	At San Francisco	W	27-21	19,658
Nov. 25	N.Y. Giants	L	0-10	11,892
Dec. 2	At Cleveland	L	28-49	30,550
Dec. 9	Washington	L	17-20	9,459
Dec. 16	At Chicago Bears	W	24-14	15,085
Home: 1-5 (105,776). Away: 2-4 (146,344).				210-287

## 1952 (4-8)

### HEAD COACH JOE KUCHARICH

Sept. 29	Washington	L	7-23	17,837
Oct. 5	Chicago Bears	W	21-10	34,697
Oct. 12	At Washington	W	17-6	24,600
Oct. 19	At N.Y. Giants	W	24-23	41,182
Oct. 26	Pittsburgh	L	28-34	20,395
Nov. 2	N.Y. Giants	L	6-28	27,195
Nov. 9	At Cleveland	L	13-28	34,097
Nov. 16	At Philadelphia	L	7-10	18,908
Nov. 23	At Pittsburgh	L	14-17	18,330
Nov. 30	Philadelphia	W	28-22	13,577
Dec. 7	Cleveland	L	0-10	24,541
Dec. 14	At Chicago Bears	L	7-10	32,578
Home: 2-4 (138,242). Away: 2-4 (169,695).				172-221

## 1953 (1-10-1)

### HEAD COACH JOE STYDAHAR

Sept. 27	Washington	L	13-24	16,055
Oct. 4	Cleveland	L	7-27	24,374
Oct. 11	At Pittsburgh	L	28-31	25,935
Oct. 18	At N.Y. Giants	L	7-21	30,301
Oct. 25	Philadelphia	L	17-56	22,064
Nov. 1	N.Y. Giants	L	20-23	17,499
Nov. 8	At Washington	L	17-28	19,654
Nov. 15	L.A. Rams	T	24-24	26,674
Nov. 21	At Philadelphia	L	0-38	19,402
Nov. 29	At Cleveland	L	16-27	24,499
Dec. 6	Pittsburgh	L	17-21	14,138
Dec. 13	At Chicago Bears	W	24-17	38,059
Home: 0-5-1 (120,804). Away: 1-5 (157,850).				190-337

## 1954 (2-10)

### HEAD COACH JOE STYDAHAR

Sept. 26	N.Y. Giants	L	10-41	16,780
Oct. 3	Philadelphia	L	16-35	17,084
Oct. 10	At Cleveland	L	7-31	24,101
Oct. 17	At N.Y. Giants	L	17-31	31,256
Oct. 24	Cleveland	L	3-35	23,823
Oct. 31	Pittsburgh	W	17-14	18,765
Nov. 7	At Philadelphia	L	14-30	21,963

Nov. 14	At L.A. Rams	L	17-28	40,739
Nov. 21	Washington	W	38-16	15,619
Nov. 28	At Pittsburgh	L	17-20	14,460
Dec. 5	Chicago Bears	L	7-29	33,594
Dec. 12	At Washington	L	20-37	18,107
Home: 2-4 (125,665). Away: 0-6 (150,626).				183-347

## 1955 (4-7-1)

### HEAD COACH RAY RICHARDS

Sept. 26	At Pittsburgh	L	7-14	26,359
Oct. 2	N.Y. Giants	W	28-17	9,555
Oct. 9	At Washington	W	24-10	26,337
Oct. 16	At N.Y. Giants	L	0-10	7,000
Oct. 23	Philadelphia	T	24-24	24,620
Oct. 30	Cleveland	L	20-26	29,471
Nov. 5	Pittsburgh	W	17-13	23,310
Nov. 13	At Green Bay	L	24-31	20,104
Nov. 20	Washington	L	0-31	16,901
Nov. 27	Chicago Bears	W	53-14	47,314
Dec. 4	At Philadelphia	L	3-27	19,378
Dec. 11	At Cleveland	L	24-35	25,914
Home: 3-2-1 (151,171). Away: 1-5 (125,092).				224-252

## 1956 (7-5)

### HEAD COACH RAY RICHARDS

Sept. 30	Cleveland	W	9-7	20,966
Oct. 7	N.Y. Giants	W	35-27	21,799
Oct. 14	At Washington	W	31-3	25,794
Oct. 21	At Philadelphia	W	20-6	36,545
Oct. 28	Washington	L	14-17	30,553
Nov. 4	Philadelphia	W	28-17	27,609
Nov. 11	At N.Y. Giants	L	10-23	62,410
Nov. 18	At Pittsburgh	L	7-14	24,086
Nov. 25	Pittsburgh	W	38-27	17,724
Dec. 2	Green Bay	L	21-24	22,620
Dec. 9	At Chicago Bears	L	3-10	48,606
Dec. 16	At Cleveland	W	24-7	25,312
Home: 4-2 (141,271). Away: 3-3 (222,753).				240-182

## 1957 (3-9)

### HEAD COACH RAY RICHARDS

Sept. 29	At San Francisco	W	20-10	35,743
Oct. 6	Washington	L	14-37	18,278
Oct. 13	At Pittsburgh	L	20-29	29,446
Oct. 20	At Washington	W	44-14	23,159
Oct. 27	Cleveland	L	7-17	26,341
Nov. 3	Philadelphia	L	21-38	18,718
Nov. 10	At N.Y. Giants	L	14-27	46,402
Nov. 24	N.Y. Giants	L	21-28	19,200
Dec. 1	At Cleveland	L	0-31	40,525
Dec. 8	Chicago Bears	L	6-14	43,735
Dec. 15	At Philadelphia	W	31-27	12,555
Dec. 22	Pittsburgh	L	2-27	10,084
Home: 0-6 (136,356). Away: 3-3 (187,830).				200-299

## 1958 (2-9-1)

### HEAD COACH FRANK "POP" IVY

Sept. 28	At N.Y. Giants (Buffalo)	L	7-37	21,923
Oct. 4	Washington	W	37-10	21,824
Oct. 12	At Cleveland	L	28-35	65,403
Oct. 19	At N.Y. Giants	W	23-6	52,684
Oct. 26	Cleveland	L	24-38	30,933
Nov. 2	Philadelphia	T	21-21	17,486
Nov. 9	At Washington	L	31-45	26,196
Nov. 16	At Philadelphia	L	21-49	18,315
Nov. 23	Pittsburgh	L	20-27	15,946
Nov. 30	L.A. Rams	L	14-20	13,014
Dec. 7	At Chicago Bears	L	14-30	41,617
Dec. 13	At Pittsburgh	L	21-38	16,660
Home: 1-3-1 (99,203). Away: 1-6 (242,798).				261-356

## 1959 (2-10)

### HEAD COACH FRANK "POP" IVY

#### (FINAL SEASON IN CHICAGO)

Sept. 27	Washington	W	49-21	21,892
Oct. 4	Cleveland	L	7-34	19,935
Oct. 11	At Washington	L	14-23	25,937
Oct. 18	At Cleveland	L	7-17	46,422
Oct. 25	Philadelphia (Mpls.)	L	24-28	20,112
Nov. 1	Pittsburgh	W	45-24	23,187
Nov. 8	At N.Y. Giants	L	3-9	56,779
Nov. 15	At Philadelphia	L	17-27	28,887
Nov. 22	N.Y. Giants (Mpls.)	L	20-30	26,625
Nov. 29	Chicago Bears	L	7-31	48,687
Dec. 6	At Detroit	L	21-45	45,811
Dec. 13	At Pittsburgh	L	20-35	19,011
Home: 2-2 (113,701). Home (Neutral): 0-2 (46,737). Away: 0-6 (222,847).				234-324

Note: Four Cardinals home games were played at Chicago's Soldier Field and two at Metropolitan Stadium in Minneapolis.

## 1960 (6-5-1) HEAD COACH FRANK "POP" IVY (FIRST SEASON IN ST. LOUIS)

Sept. 23	At L.A. Rams	W	43-21	47,448
<b>Oct. 2</b>	<b>N.Y. Giants</b>	<b>L</b>	<b>14-35</b>	<b>26,089</b>
Oct. 9	At Philadelphia	L	27-31	33,701
Oct. 16	At Pittsburgh	L	14-27	22,971
<b>Oct. 23</b>	<b>Dallas</b>	<b>W</b>	<b>12-10</b>	<b>23,128</b>
Oct. 30	At N.Y. Giants	W	20-13	58,516
<b>Nov. 6</b>	<b>Washington</b>	<b>W</b>	<b>44-7</b>	<b>22,458</b>
Nov. 13	At Cleveland	L	27-28	49,192
Nov. 20	At Washington	W	26-14	23,848
<b>Nov. 27</b>	<b>Cleveland</b>	<b>T</b>	<b>17-17</b>	<b>26,146</b>
<b>Dec. 4</b>	<b>Philadelphia</b>	<b>L</b>	<b>6-20</b>	<b>21,358</b>
<b>Dec. 18</b>	<b>Pittsburgh</b>	<b>W</b>	<b>38-7</b>	<b>20,840</b>

Home: 3-2-1 (140,019). Away: 3-3 (235,676). 288-230

### USUAL STARTING LINEUP

Offense	Defense
<b>LE</b> ..... Sonny Randle	<b>LE</b> ..... Leo Sugar
<b>LT</b> ..... Ed Cook	<b>LT</b> ..... Don Owens
<b>LG</b> ..... Mike McGee	<b>RT</b> ..... Frank Fuller
<b>C</b> ..... Don Gillis	<b>RE</b> ..... Luke Owens
<b>RG</b> ..... Ken Gray	<b>LLB</b> ..... John Tracey
<b>RT</b> ..... Tom Day	<b>MLB</b> ..... Dale Meinert
<b>TE</b> ..... Ken Panfil	<b>RLB</b> ..... Bill Koman
<b>TE</b> ..... Hugh McInnis	<b>LCB</b> ..... Joe Driskill
<b>FL</b> ..... Joe Childress	<b>RCB</b> ..... Billy Stacy
<b>QB</b> ..... John Roach	<b>LS</b> ..... Jimmy Hill
<b>RB</b> ..... John David Crow	<b>LS</b> ..... Jerry Norton
<b>FB</b> ..... Mal Hammack	<b>RS</b> ..... Larry Wilson
<b>K</b> ..... Gerry Perry	<b>P</b> ..... Jimmy Hill
	<b>P</b> ..... Jerry Norton

### TEAM STATISTICS

	Cards	Opp.
<b>Total First Downs</b> .....	<b>229</b>	<b>158</b>
Rushing	128	56
Passing	88	93
Penalty	13	9
<b>Total Net Yards</b> .....	<b>4,167</b>	<b>3,029</b>
Avg. Per Game	347.3	252.4
Total Plays	838	723
Avg. Per Play	5.0	4.2
<b>Net Yards Rushing</b> .....	<b>2,356</b>	<b>1,212</b>
Avg. Per Game	196.3	101.0
Total Rushes	484	344
<b>Net Yards Passing</b> .....	<b>1,811</b>	<b>1,817</b>
Avg. Per Game	150.9	151.4
Yards Lost Att. to Pass	179	330
Gross Yards	1,990	2,004
Att./Comp./Pct.	285/126/44.2	301/156/51.8
Had Intercepted	25	21
<b>Punts/Average</b> .....	<b>44/44.7</b>	<b>64/44.2</b>
<b>Net Punting Average</b> .....	<b>38.9</b>	<b>39.9</b>
<b>Penalties/Yards</b> .....	<b>46/456</b>	<b>59/500</b>
<b>Fumbles/Lost</b> .....	<b>43/21</b>	<b>35/23</b>
<b>Touchdowns</b> .....	<b>34</b>	<b>30</b>
Rushing	13	8
Passing	20	20
Returns	1	2

### NOTES

NFL approves Cards' move from Chicago to St. Louis on March 13 ... team plays in 34,000-seat Sportsman's Park ... with no regular practice site, the team practices at an open field at a city park ... running back **John David Crow** breaks **Ollie Matson's** single-season rushing mark with 1,071 yards ... Crow sets franchise single-game mark that stood for 35 years with 203 yards vs. Pittsburgh on Dec. 18 ... Cards lead NFL in rushing with 2,356 yards (196.3 yards per game) and in rushing defense, allowing 1,212 yards (101 yards per game) ... defense also leads league, allowing 252.4 yards per game, 158 first downs, and just 56 first downs rushing ... wide receiver **Sonny Randle** leads NFL with club-record 15 touchdowns receiving on 62 receptions ... little-known Utah halfback **Larry Wilson**, selected in seventh round of draft, converts to safety due to injuries.

## 1961 (7-7) HEAD COACH FRANK "POP" IVY

Sept. 17	At N.Y. Giants	W	21-10	58,059
Sept. 24	At Cleveland	L	17-20	50,443
Oct. 1	At Philadelphia	W	30-27	59,399
<b>Oct. 8</b>	<b>N.Y. Giants</b>	<b>L</b>	<b>9-24</b>	<b>23,713</b>
<b>Oct. 15</b>	<b>Philadelphia</b>	<b>L</b>	<b>7-20</b>	<b>20,262</b>
Oct. 22	At Washington	W	24-0	28,037
<b>Oct. 29</b>	<b>Cleveland</b>	<b>L</b>	<b>10-21</b>	<b>26,696</b>
Nov. 5	At Dallas	W	31-17	20,500
<b>Nov. 12</b>	<b>Detroit</b>	<b>L</b>	<b>14-45</b>	<b>20,320</b>
Nov. 19	At Baltimore	L	0-16	56,112
Nov. 26	At Pittsburgh	L	27-30	17,090
<b>Dec. 3</b>	<b>Washington</b>	<b>W</b>	<b>38-24</b>	<b>16,204</b>
<b>Dec. 10</b>	<b>Dallas</b>	<b>W</b>	<b>31-13</b>	<b>15,384</b>
<b>Dec. 17</b>	<b>Pittsburgh</b>	<b>W</b>	<b>20-0</b>	<b>16,298</b>

Home: 3-4 (138,877). Away: 4-3 (289,640). 279-267

### USUAL STARTING LINEUP

Offense	Defense
<b>LE</b> ..... Sonny Randle	<b>LE</b> ..... Joe Robb
<b>LT</b> ..... Ed Cook	<b>LT</b> ..... Ed Henke
<b>LG</b> ..... Mike McGee	<b>LT</b> ..... Don Owens
<b>C</b> ..... Don Gillis	<b>RT</b> ..... Frank Fuller
<b>RG</b> ..... Ken Gray	<b>RE</b> ..... Ed Henke
<b>RT</b> ..... Ernie McMillan	<b>LLB</b> ..... Luke Owens
<b>TE</b> ..... Gerry Perry	<b>LLB</b> ..... Ted Bates
<b>TE</b> ..... Taz Anderson	<b>MLB</b> ..... Dale Meinert
<b>FL</b> ..... Bobby Joe Conrad	<b>RLB</b> ..... Bill Koman
<b>QB</b> ..... Sam Etcheverry	<b>RCB</b> ..... Billy Stacy
<b>QB</b> ..... Ralph Guglielmi	<b>LS</b> ..... Billy West
<b>RB</b> ..... Charley Johnson	<b>RCB</b> ..... Jimmy Hill
<b>RB</b> ..... Prentice Gault	<b>LS</b> ..... Jerry Norton
<b>FB</b> ..... John David Crow	<b>RS</b> ..... Larry Wilson
<b>FB</b> ..... Frank Mestnik	<b>P</b> ..... Joe Driskill
<b>K</b> ..... Gerry Perry	<b>P</b> ..... Jerry Norton

### TEAM STATISTICS

	Cards	Opp.
<b>Total First Downs</b> .....	<b>202</b>	<b>215</b>
Rushing	83	91
Passing	110	112
Penalty	9	12
<b>Total Net Yards</b> .....	<b>3,378</b>	<b>3,986</b>
Avg. Per Game	241.3	284.7
Total Plays	839	971
Avg. Per Play	4.0	4.1
<b>Net Yards Rushing</b> .....	<b>1,405</b>	<b>1,676</b>
Avg. Per Game	100.4	119.7
Total Rushes	386	477
<b>Net Yards Passing</b> .....	<b>1,973</b>	<b>2,310</b>
Avg. Per Game	140.9	165.0
Yards Lost Att. to Pass	461	334
Gross Yards	2,434	2,644
Att./Comp./Pct.	351/168/47.9	389/187/48.1
Had Intercepted	23	24
<b>Punts/Average</b> .....	<b>85/44.7</b>	<b>67/43.5</b>
<b>Net Punting Average</b> .....	<b>39.6</b>	<b>38.5</b>
<b>Penalties/Yards</b> .....	<b>57/535</b>	<b>59/546</b>
<b>Fumbles/Lost</b> .....	<b>39/18</b>	<b>36/20</b>
<b>Touchdowns</b> .....	<b>37</b>	<b>30</b>
Rushing	8	11
Passing	21	18
Returns	8	1

### NOTES

Cards sign decade-long CFL passing leader **Sam Etcheverry** and trade quarterback **John Roach** for running back **Prentice Gault** and wide receiver **Taz Anderson** ... Gault and Anderson enjoy productive Cardinal careers ... Etcheverry, who passed for 30,381 yards and 183 touchdowns in nine seasons for the Montreal Alouettes, hurts his arm in training camp ... coupled with running back **John David Crow's** broken ankle, Cards finish 7-7 ... Head Coach **Frank "Pop" Ivy** resigns with two games remaining ... Cards win both remaining contests as assistants **Chuck Drulis**, **Ray Prochaska**, and **Ray Wilsey** assume coaching reins ... during the season, Drulis and his prize pupil, second-year safety **Larry Wilson**, perfected the safety blitz.

## 1962 (4-9-1)

### HEAD COACH WALLY LEMM

Sept. 16	At Philadelphia	W	27-21	58,910
Sept. 23	At Green Bay	L	0-17	44,885
Sept. 30	At Washington	L	14-24	37,419
Oct. 7	N.Y. Giants	L	14-31	20,327
Oct. 14	Washington	T	17-17	18,104
Oct. 21	Cleveland	L	7-34	23,256
Oct. 28	At Dallas	W	28-24	16,027
Nov. 4	At N.Y. Giants	L	28-31	62,775
Nov. 11	Pittsburgh	L	17-26	20,264
Nov. 18	At Cleveland	L	14-38	41,815
Nov. 25	San Francisco	L	17-24	17,532
Dec. 2	At Pittsburgh	L	7-19	17,265
Dec. 9	Dallas	W	52-20	14,102
Dec. 16	Philadelphia	W	45-35	14,989

Home: 2-4-1 (128,574). Away: 2-5 (279,096). 287-361

### USUAL STARTING LINEUP

<b>Offense</b>	<b>Defense</b>
LE..... Sonny Randle	LE..... Joe Robb
LT..... Ed Cook	DT..... Don Owens
LG..... Mike McGee	DT..... Frank Fuller
C..... Bob DeMarco	RE..... Luke Owens
RG..... Ken Gray	LLB..... Marion Rushing
RT..... Ernie McMillan	MLB..... Garland Boyette
TE..... Taz Anderson	..... Dale Meinert
FL..... Bobby Joe Conrad	RLB..... Bill Koman
QB..... Charley Johnson	LCB..... Billy Stacy
..... Sam Etcheverry	RCB..... Jimmy Hill
RB..... John David Crow	LS..... Norm Beal
..... Mal Hammack	RS..... Larry Wilson
..... Joe Childress	P..... Sam Etcheverry
K..... Gerry Perry	

### TEAM STATISTICS

	Cards	Opp.
<b>Total First Downs</b> .....	<b>268</b>	<b>251</b>
Rushing.....	109	93
Passing.....	138	141
Penalty.....	21	17
<b>Total Net Yards</b> .....	<b>4,798</b>	<b>4,719</b>
Avg. Per Game.....	342.7	337.1
Total Plays.....	923	923
Avg. Per Play.....	5.2	5.1
<b>Net Yards Rushing</b> .....	<b>1,698</b>	<b>1,732</b>
Avg. Per Game.....	121.3	123.7
Total Rushes.....	416	452
<b>Net Yards Passing</b> .....	<b>3,100</b>	<b>2,987</b>
Avg. Per Game.....	221.4	213.4
Yards Lost Att. to Pass.....	288	315
Gross Yards.....	3,388	3,302
Att./Comp./Pct.....	434/220/51.7	377/196/51.9
Had Intercepted.....	30	16
<b>Punts/Average</b> .....	<b>59/38.3</b>	<b>61/40.5</b>
<b>Penalties/Yards</b> .....	<b>56/655</b>	<b>63/584</b>
<b>Fumbles/Lost</b> .....	<b>37/21</b>	<b>23/15</b>
<b>Touchdowns</b> .....	<b>39</b>	<b>44</b>
Rushing.....	20	18
Passing.....	18	21
Returns.....	1	5

### NOTES

**Violet Wolfner Bidwill**, widow of Card owner **Charles W. Bidwill, Sr.**, passes away ... sons **Bill** and **Charles (Stormy) Bidwill** become legal owners and retain their titles of president (Stormy) and vice-president (Bill) ... **Wally Lemm**, a former Cardinal assistant coach, selected head coach ... **Charley Johnson**, a "future" draft pick in 1960, becomes starting quarterback in the fifth game of the season and sets team records for pass attempts (308), completions (150), and yardage (2,440) ... he also sets single-game mark with 386 yards against Philadelphia on Dec. 16 as Cards (589 yards total offense) and Eagles (498 yards) combine for 1,087 total yards, the second-highest total in NFL history ... **Bobby Joe Conrad** switches from running back to flanker and catches 62 passes to tie a club record set two years earlier by **Sonny Randle** ... Randle sets pair of team marks with 16 receptions for 256 yards at N.Y. Giants on Nov. 4.

## 1963 (9-5)

### HEAD COACH WALLY LEMM

Sept. 14	At Dallas	W	34-7	36,432
Sept. 22	At Philadelphia	W	28-24	60,671
Sept. 29	At Pittsburgh	L	10-23	28,225
Oct. 6	At Minnesota	W	56-14	30,220
Oct. 13	Pittsburgh	W	24-23	23,715
Oct. 20	Green Bay	L	7-30	32,224
Oct. 27	At Washington	W	21-7	46,921
Nov. 3	N.Y. Giants	L	21-38	29,482
Nov. 10	Washington	W	24-20	18,197
Nov. 17	At Cleveland	W	20-14	75,232
Nov. 24	At N.Y. Giants	W	24-17	62,992
Dec. 1	Cleveland	L	10-24	32,531
Dec. 8	Philadelphia	W	38-14	15,979
Dec. 15	Dallas	L	24-28	12,695

Home: 3-4 (164,823). Away: 6-1 (340,693). 341-283

### USUAL STARTING LINEUP

<b>Offense</b>	<b>Defense</b>
LE..... Sonny Randle	LE..... Joe Robb
LT..... Irv Goode	DT..... Don Owens
LG..... Ed Cook	DT..... Luke Owens
C..... Bob DeMarco	RE..... Don Brumm
RG..... Ken Gray	LLB..... Larry Stallings
RT..... Ernie McMillan	MLB..... Marion Rushing
TE..... Jackie Smith	..... Dale Meinert
..... Taz Anderson	RLB..... Bill Koman
FL..... Bobby Joe Conrad	LCB..... Pat Fischer
QB..... Charley Johnson	RCB..... Jimmy Hill
FB..... Joe Childress	LS..... Jerry Stovall
RB..... Bill Triplett	..... Billy Stacy
K..... Jim Bakken	RS..... Larry Wilson
	P..... Jim Bakken

### TEAM STATISTICS

	Cards	Opp.
<b>Total First Downs</b> .....	<b>254</b>	<b>235</b>
Rushing.....	105	105
Passing.....	134	107
Penalty.....	15	23
<b>Total Net Yards</b> .....	<b>4,870</b>	<b>3,954</b>
Avg. Per Game.....	347.9	282.4
Total Plays.....	901	872
Avg. Per Play.....	5.4	4.5
<b>Net Yards Rushing</b> .....	<b>1,839</b>	<b>1,802</b>
Avg. Per Game.....	131.4	128.7
Total Rushes.....	423	461
<b>Net Yards Passing</b> .....	<b>3,031</b>	<b>2,152</b>
Avg. Per Game.....	216.5	153.7
Sacked/Yards Lost.....	40/372	41/364
Gross Yards.....	3,403	2,516
Att./Comp./Pct.....	438/228/52.1	370/180/48.6
Had Intercepted.....	21	18
<b>Punts/Average</b> .....	<b>65/40.7</b>	<b>74/40.1</b>
<b>Penalties/Yards</b> .....	<b>69/692</b>	<b>53/581</b>
<b>Fumbles/Lost</b> .....	<b>29/18</b>	<b>32/18</b>
<b>Touchdowns</b> .....	<b>44</b>	<b>39</b>
Rushing.....	10	14
Passing.....	30	13
Returns.....	4	2

### NOTES

Boostered by an exceptional draft, the Cardinals finish 9-5, their best record since 1948 ... eight draftees—end **Don Brumm**, linebacker **Dave Meggysse**, tackle **Bob Reynolds**, defensive tackle **Sam Silas**, tight end **Jackie Smith**, linebacker **Larry Stallings**, defensive back **Jerry Stovall**, and running back **Bill Thornton**—become multi-year starters ... flanker **Bobby Joe Conrad** catches club-record 73 passes for 967 yards with 10 touchdowns ... quarterback **Charley Johnson** sets four team single-season passing marks—attempts (423), completions (222), yardage (3,280) and touchdowns (28, still a club record tied by **Neil Lomax** in 1984) ... ground broken for a multi-purpose stadium in St. Louis.



## 1964 (9-3-2)

### HEAD COACH WALLY LEMM

Sept. 12	At Dallas	W	16-6	36,605
Sept. 20	At Cleveland	T	33-33	76,954
Sept. 27	At San Francisco	W	23-13	30,969
Oct. 4	At Washington	W	23-17	49,219
Oct. 12*	At Baltimore	L	27-47	60,213
Oct. 18	Washington	W	38-24	23,748
Oct. 25	Dallas	L	13-31	28,253
Nov. 1	At N.Y. Giants	L	17-34	63,072
Nov. 8	Pittsburgh	W	34-30	28,245
Nov. 15	N.Y. Giants	T	10-10	29,608
Nov. 22	At Philadelphia	W	38-13	60,671
Nov. 29	At Pittsburgh	W	21-20	27,807
Dec. 6	Cleveland	W	28-19	31,585
Dec. 13	Philadelphia	W	36-34	24,636

Home: 4-4-1 (166,075). Away: 5-2-1 (405,510). 357-331

### Non-Advancing Playoff Bowl between second-place teams

Jan. 3, 1965 Vs. Green Bay (At Miami) W 24-17 56,218

\*Scheduling conflict with St. Louis baseball Cardinals' participation in the 1964 World Series moves home game to Baltimore.

### USUAL STARTING LINEUP

Offense	Defense
LE.....	Sonny Randle
LT.....	Billy Gambrell
LT.....	Bob Reynolds
LG.....	Irv Goode
C.....	Bob DeMarco
RG.....	Ken Gray
RT.....	Ernie McMillan
TE.....	Taz Anderson
FL.....	Jackie Smith
FL.....	Bobby Joe Conrad
QB.....	Charley Johnson
RB.....	John David Crow
	Prentice Gault
	Joe Childress
K.....	Jim Bakken

### TEAM STATISTICS

	Cards	Opp.
Total First Downs .....	275	235
Rushing .....	95	96
Passing .....	152	128
Penalty .....	28	11
Total Net Yards .....	4,517	4,292
Avg. Per Game .....	322.6	306.6
Total Plays .....	915	845
Avg. Per Play .....	4.9	5.1
Net Yards Rushing .....	1,770	1,809
Avg. Per Game .....	126.4	129.2
Total Rushes .....	456	414
Net Yards Passing .....	2,747	2,483
Avg. Per Game .....	196.2	177.4
Sacked/Yards Lost .....	37/298	42/356
Gross Yards .....	3,045	2,839
Att./Comp./Pct. .....	422/223/52.8	390/194/49.7
Had Intercepted .....	24	25
Punts/Average .....	56/40.9	67/43.5
Penalties/Yards .....	64/579	71/695
Fumbles/Lost .....	29/16	24/14
Touchdowns .....	40	36
Rushing .....	12	13
Passing .....	21	21
Returns .....	7	2

### NOTES

Cards spurn overtime from Atlanta to relocate to the South with promise of a new stadium ... Cards improve to 9-3-2 record, second in NFL's Eastern Conference to eventual NFL champion Cleveland's 10-3-1 mark ... Cards gain tie and victory, however, against Browns during regular-season play ... cornerback **Pat Fischer** earns all-pro honors with 10 interceptions, second in the league ... quarterback **Charley Johnson** finishes season throwing a touchdown pass in 11 consecutive games and pushes the streak to 16 straight in 1965 ... Cards defeat Green Bay 24-17 at Miami in non-advancing Playoff Bowl between second-place finishers in each conference ... World Series conflict with baseball Cardinals moves Oct. 12 home game vs. Colts to Baltimore.

## 1965 (5-9)

### HEAD COACH WALLY LEMM

Sept. 19	At Philadelphia	L	27-34	54,260
Sept. 26	At Cleveland	W	49-13	80,161
Oct. 4	Dallas	W	20-13	32,034
Oct. 10	At Washington	W	37-16	50,205
Oct. 17	At Pittsburgh	W	20-7	31,085
Oct. 24	Washington	L	20-24	32,228
Oct. 31	At N.Y. Giants	L	10-14	62,807
Nov. 7	Pittsburgh	W	21-17	31,899
Nov. 14	At Chicago	L	13-34	45,663
Nov. 21	N.Y. Giants	L	15-28	31,704
Nov. 28	Philadelphia	L	24-28	28,706
Dec. 5	L.A. Rams	L	3-27	27,943
Dec. 11	At Dallas	L	13-27	38,499
Dec. 19	Cleveland	L	24-27	29,348

Home: 2-5 (213,862). Away: 3-4 (393,680).

296-309

### USUAL STARTING LINEUP

Offense	Defense
LE.....	Sonny Randle
LT.....	Bob Reynolds
LG.....	Irv Goode
C.....	Bob DeMarco
RG.....	Ken Gray
RT.....	Ernie McMillan
TE.....	Jackie Smith
FL.....	Bobby Joe Conrad
QB.....	Charley Johnson
RB.....	Bill Triplett
	Willis Crenshaw
	Joe Childress
K.....	Jim Bakken

LE.....	Joe Robb
LT.....	Sam Silas
RT.....	Luke Owens
RE.....	Don Brumm
LLB.....	Larry Stallings
	Dave Meggsey
	Marion Rushing
MLB.....	Dale Meinert
RLB.....	Bill Koman
LCB.....	Pat Fischer
RCB.....	Jim Burson
LS.....	Jerry Stovall
	Monk Bailey
RS.....	Larry Wilson
	Carl Silvestri
P.....	Jim Bakken
	Jackie Smith

### TEAM STATISTICS

	Cards	Opp.
Total First Downs .....	251	238
Rushing .....	90	89
Passing .....	143	133
Penalty .....	18	16
Total Net Yards .....	4,562	4,297
Avg. Per Game .....	325.9	306.9
Total Plays .....	909	852
Avg. Per Play .....	5.0	5.0
Net Yards Rushing .....	1,619	1,813
Avg. Per Game .....	115.6	129.5
Total Rushes .....	431	433
Net Yards Passing .....	2,943	2,484
Avg. Per Game .....	210.2	177.4
Sacked/Yards Lost .....	30/279	39/342
Gross Yards .....	3,222	2,826
Att./Comp./Pct. .....	448/221/49.3	380/184/48.4
Had Intercepted .....	25	17
Punts/Average .....	67/40.4	65/43.3
Penalties/Yards .....	45/458	70/760
Fumbles/Lost .....	15/7	29/15
Touchdowns .....	33	37
Rushing .....	10	12
Passing .....	20	24
Returns .....	3	1

### NOTES

Alabama All-America quarterback **Joe Namath** is Cards' first-round draft pick, but the flashy passer opts to sign with rival AFL's New York Jets ... Cards win four of first five games, but injuries to quarterback **Charley Johnson**, starting running backs **Prentice Gault** and **Joe Childress**, and defensive backs **Larry Wilson** and **Larry Stovall** take a toll and the team slides to 5-9 ... Wilson sets team mark with 96-yard interception return for a touchdown on Cleveland on Dec. 19 ... a few weeks earlier, with casts on both hands, Wilson intercepts a **Bill Nelsen** pass against Pittsburgh on Nov. 7 ... **Wally Lemm** announces after the final game he will not return as head coach.



## 1966 (8-5-1)

### HEAD COACH CHARLEY WINNER

Sept. 11	Philadelphia	W	16-13	39,065
Sept. 18	Washington	W	23-7	40,198
Sept. 25	At Cleveland	W	34-28	74,814
Oct. 2	At Philadelphia	W	41-10	59,305
Oct. 9	N.Y. Giants	W	24-19	43,893
Oct. 16	Dallas	T	10-10	50,673
Oct. 23	At Washington	L	20-26	50,154
Oct. 31	Chicago	W	24-17	49,516
Nov. 6	At N.Y. Giants	W	20-17	62,967
Nov. 13	At Pittsburgh	L	9-30	28,552
Nov. 27	Pittsburgh	W	6-3	46,099
Dec. 4	At Dallas	L	17-31	76,965
Dec. 11	At Atlanta	L	10-16	57,169
Dec. 17	Cleveland	L	10-38	47,721

Home: 5-1-1 (317,166). Away: 3-4 (409,926). 264-265

### USUAL STARTING LINEUP

Offense		Defense	
WR.....	Sonny Randle	LE.....	Joe Robb
LT.....	Bob Reynolds	RT.....	Sam Silas
LG.....	Irv Goode	LT.....	Chuck Walker
	Rick Sortun	RE.....	Don Brumm
C.....	Bob DeMarco	LLB.....	Larry Stallings
	Irv Goode	MLB.....	Dale Meinert
RG.....	Ken Gray	RLB.....	Bill Koman
	Rick Sortun	LCB.....	Jim Burson
RT.....	Ernie McMillan		Pat Fischer
TE.....	Jackie Smith	RCB.....	Abe Woodson
FL.....	Bobby Joe Conrad		Jim Burson
QB.....	Charley Johnson	LS.....	Jerry Stovall
	Terry Nofsinger	RS.....	Larry Wilson
RB.....	Johnny Roland	P.....	Jackie Smith
FB.....	Willis Crenshaw		
	Prentice Gault		
K.....	Jim Bakken		

### TEAM STATISTICS

	Cards	Opp.
<b>Total First Downs</b> .....	<b>212</b>	<b>209</b>
Rushing	88	68
Passing	108	109
Penalty	16	32
<b>Total Net Yards</b> .....	<b>3,541</b>	<b>3,492</b>
Avg. Per Game	252.9	249.4
Total Plays	882	872
Avg. Per Play	4.0	4.0
<b>Net Yards Rushing</b> .....	<b>1,601</b>	<b>1,192</b>
Avg. Per Game	114.4	85.1
Total Rushes	458	377
<b>Net Yards Passing</b> .....	<b>1,940</b>	<b>2,300</b>
Avg. Per Game	138.6	164.3
Sacked/Yards Lost	38/352	52/433
Gross Yards	2,292	2,733
Att./Comp./Pct.	386/180/46.6	443/187/42.2
Had Intercepted	19	21
<b>Punts/Average</b> .....	<b>81/35.1</b>	<b>85/41.3</b>
<b>Penalties/Yards</b> .....	<b>67/586</b>	<b>83/761</b>
<b>Fumbles/Lost</b> .....	<b>26/18</b>	<b>20/10</b>
<b>Touchdowns</b> .....	<b>28</b>	<b>28</b>
Rushing	10	10
Passing	13	16
Returns	5	2

### NOTES

**Charley Winner** named head coach ... team begins play in newly-opened Busch Memorial Stadium, featuring artificial turf and a seating capacity of 51,392 ... record crowd of 50,673 views 10-10 tie with Dallas on Oct. 16, an attendance mark that would stand for four seasons ... Cards begin season 7-1-1, but another injury to quarterback **Charley Johnson**, and subsequent injuries to wide receiver **Sonny Randle**, cornerback **Pat Fischer**, and offensive linemen **Bob DeMarco**, **Ken Gray**, and **Irv Goode** result in 8-5-1 mark ... safety **Larry Wilson** leads NFL with 10 interceptions and ties another mark with thefts in seven consecutive games ... Cardinals score just 52 points in final five games ... Cards are victims of Atlanta's first home victory as a new franchise, a 16-10 Falcon win Dec. 11.

## 1967 (6-7-1)

### HEAD COACH CHARLEY WINNER

Sept. 17	N.Y. Giants	L	20-37	40,801
Sept. 24	At Pittsburgh	W	28-14	45,579
Oct. 1	Detroit	W	38-28	43,821
Oct. 8	At Minnesota	W	34-24	40,017
Oct. 15	At Cleveland	L	16-20	77,813
Oct. 22	Philadelphia	W	48-14	46,562
Oct. 30	Green Bay	L	23-31	49,792
Nov. 5	At Washington	W	27-21	50,480
Nov. 12	Pittsburgh	T	14-14	46,994
Nov. 19	At Chicago	L	3-30	47,417
Nov. 23	At Dallas	L	21-46	68,787
Dec. 3	New Orleans	W	31-20	41,171
Dec. 10	Cleveland	L	16-20	47,782
Dec. 17	At N.Y. Giants	L	14-37	62,955

Home: 3-3-1 (316,923). Away: 3-4 (393,048). 333-356

### USUAL STARTING LINEUP

Offense		Defense	
WR.....	Billy Gambrell	LE.....	Joe Robb
LT.....	Bob Reynolds	RT.....	Sam Silas
LG.....	Irv Goode	LT.....	Chuck Walker
C.....	Bob DeMarco	RE.....	Don Brumm
RG.....	Ken Gray		Dave Long
RT.....	Ernie McMillan	LLB.....	Larry Stallings
TE.....	Jackie Smith	MLB.....	Dale Meinert
FL.....	Bobby Joe Conrad	RLB.....	Bill Koman
QB.....	Jim Hart	LCB.....	Pat Fischer
RB.....	Johnny Roland	RCB.....	Jim Burson
	Prentice Gault	LS.....	Jerry Stovall
K.....	Jim Bakken	RS.....	Larry Wilson
		P.....	Chuck Latourette

### TEAM STATISTICS

	Cards	Opp.
<b>Total First Downs</b> .....	<b>248</b>	<b>216</b>
Rushing	97	79
Passing	131	117
Penalty	20	20
<b>Total Net Yards</b> .....	<b>4,780</b>	<b>4,185</b>
Avg. Per Game	341.4	298.9
Total Plays	927	807
Avg. Per Play	5.2	5.2
<b>Net Yards Rushing</b> .....	<b>1,839</b>	<b>1,502</b>
Avg. Per Game	131.4	107.3
Total Rushes	472	410
<b>Net Yards Passing</b> .....	<b>2,941</b>	<b>2,683</b>
Avg. Per Game	210.1	191.6
Sacked/Yards Lost	24/229	37/340
Gross Yards	3,170	3,023
Att./Comp./Pct.	431/204/47.3	360/169/46.9
Had Intercepted	35	19
<b>Punts/Average</b> .....	<b>62/40.8</b>	<b>81/39.0</b>
<b>Penalties/Yards</b> .....	<b>65/730</b>	<b>89/782</b>
<b>Fumbles/Lost</b> .....	<b>23/11</b>	<b>19/13</b>
<b>Touchdowns</b> .....	<b>36</b>	<b>46</b>
Rushing	15	13
Passing	20	26
Returns	1	7

### NOTES

NFL expands to 16 teams ... Cards join Century Division of the Eastern Conference with Cleveland, New York, and Pittsburgh ... wide receiver **Sonny Randle** is traded to San Francisco ... quarterback **Charley Johnson** and linebacker **Larry Stallings** are inducted into the Army two days before the first preseason game ... kicker **Jim Bakken** leads NFL with 117 points (most for a kicker) on 27-of-39 field goals and 36-of-36 extra points ... he also sets NFL single-game record with nine field-goal attempts (made seven) vs. Pittsburgh Sept. 24 ... tight end **Jackie Smith** posts 1,205 receiving yards on 56 receptions for club record and impressive 21.5-yard average per catch ... Cards finish 6-7-1 but witness starting debut of former taxi squad free agent from Southern Illinois, quarterback **Jim Hart** ... **John Omohundro**, then an assistant to trainer **Jack Rockwell**, begins a tenure with the Cards that lasted 41 years.

## 1968 (9-4-1)

### HEAD COACH

### CHARLEY WINNER

Sept. 16	L.A. Rams	L	13-24	49,757
Sept. 22	At S.F.	L	17-35	27,557
Sept. 29	At New Orleans	W	21-20	79,021
Oct. 6	Dallas	L	10-27	48,296
Oct. 13	At Cleveland	W	27-21	79,349
Oct. 20	Washington	W	41-14	46,456
Oct. 27	New Orleans	W	31-17	45,476
Nov. 3	At Philadelphia	W	45-17	59,208
Nov. 10	Pittsburgh	T	28-28	45,432
Nov. 17	At Baltimore	L	0-27	60,238
Nov. 24	Atlanta	W	17-12	43,246
Dec. 1	At Pittsburgh	W	20-10	22,682
Dec. 8	At N.Y. Giants	W	28-21	62,709
Dec. 14	Cleveland	W	27-16	39,746

Home: 4-2-1 (318,409). Away: 5-2 (390,764).

### TEAM STATISTICS

	Cards	Opp.
Total First Downs	245	238
Rushing	117	90
Passing	107	131
Penalty	21	17
Total Net Yards	4183	4419
Avg. Per Game	298.7	315.6
Total Plays	871	866
Avg. Per Play	4.8	5.1
Net Yards Rushing	1996	1558
Avg. Per Game	142.6	111.3
Total Rushes	463	423
Net Yards Passing	2187	2861
Avg. Per Game	156.2	204.4
Sacked/Yards Lost	23/202	44/400
Gross Yards	2,389	3,261
Att./Comp./Pct.	385/169/43.9	399/210/52.6
Had Intercepted	20	13
Punts/Average	65/41.6	70/38.1
Penalties/Yards	66/708	71/728
Fumbles/Lost	24/11	19/8
Touchdowns	40	35
Rushing	22	10
Passing	16	23
Returns	2	2

### SCORE BY PERIOD

	Q1	Q2	Q3	Q4	OT	Pts.
Team	47	74	83	121	0	325
Opponents	82	60	93	54	0	289

### SCORING

	TD	R	P	R	PAT	FG	S	Pts.
Bakken	0	0	0	0	40/40	15/24	0	85
Crenshaw	7	6	1	0	0/0	0/0	0	42
Shivers	7	4	3	0	0/0	0/0	0	42
Hart	6	6	0	0	0/0	0/0	0	36
Williams	6	0	6	0	0/0	0/0	0	36
Smith	5	3	2	0	0/0	0/0	0	30
Conrad	4	0	4	0	0/0	0/0	0	24
Roland	2	2	0	0	0/0	0/0	0	12
Brumm	*1	0	0	0	0/0	0/0	0	6
Edwards	1	1	0	0	0/0	0/0	0	6
Latourette	1	0	0	1	0/0	0/0	0	6
Team	40	22	16	1	40/40	15/24	0	325
Opponents	35	10	23	2	34/35	15/33	0	289

\*Includes one fumble recovery for touchdown.

### PASSING

	Att.	Comp.	Yds.	Comp. %	Yds./Att.	TD	TD%	Int.	Int. %	Long	Sack/Lost	Rating
Hart	316	140	2,059	44.3	6.52	15	4.7	18	5.7	80t	-/129	58.4
Johnson	67	29	330	43.3	4.93	1	1.5	1	1.5	30	-/64	57.4
Roland	1	0	0	0.0	0.0	0	0.0	0	0.0	0	-/0	39.5
Latourette	1	0	0	0.0	0.0	0	0.0	0	0.0	0	-/0	39.5
Team	385	169	2,389	43.9	6.21	16	4.1	19	4.9	80t	23/202	57.8
Opponents	399	210	3,261	52.6	8.17	23	5.7	13	3.2	85t	44/400	55.6

### RUSHING

	No.	Yds.	Avg.	Long	TD
Crenshaw	203	813	4.0	66t	6
Roland	121	455	3.8	45	2
Edwards	31	214	6.9	42	1
Shivers	44	184	4.2	42t	4
Smith	12	163	13.6	37	3
Lane	23	74	3.2	11	0
Williams	3	47	15.7	43	0
Hart	19	20	1.1	3	6
Latourette	1	15	15.0	15	0
Wilson	1	12	12.0	12	0
Johnson	5	-1	0	2	0
Team	463	1,996	4.3	66t	22
Opponents	423	1,558	3.7	—	10

### RECEIVING

	No.	Yds.	Avg.	Long	TD
Smith	49	789	16.1	65t	2
Williams	43	682	15.9	71t	6
B. Joe Conrad	32	449	14.0	80t	4
Crenshaw	23	232	10.1	42	1
Shivers	9	103	11.4	40t	3
Roland	8	97	12.1	40	0
Daanen	4	35	8.8	15	0
Edwards	1	2	2.0	2	0
Team	169	2,389	14.1	80t	16
Opponents	210	3,261	15.6	—	23

### INTERCEPTIONS

	No.	Yds.	Avg.	Long	TD
Wilson	4	14	3.5	8	0
Sanders	3	6	2.0	6	0
Rivers	2	22	11.0	14	0
Atkins	2	0	0.0	0	0
Clark	1	15	15.0	15	0
Keys	1	8	8.0	8	0
Team	13	65	5.0	15	0
Opponents	20	173	8.7	32	0

### PUNT RETURNS

	Ret.	FC	Yds.	Avg.	Long	TD
Latourette	28	11	*345	12.3	86t	1
Roland	2	9	11	5.5	8	0
Wilson	0	1	0	0.0	0	0
Team	30	21	356	11.9	86t	1
Opponents	36	—	266	7.4	—	1

\*Team record

### KICKOFF RETURNS

	No.	Yds.	Avg.	Long	TD
Latourette	**46	**1,237	26.9	75	0
Crenshaw	6	104	17.3	25	0
Shivers	3	63	21.0	23	0
Long	1	0	0.0	0	0
Team	56	1,404	25.1	75	0
Opponents	56	1,303	23.3	94	—

\*\*NFL and team record

### PUNTING

	No.	Yds.	Avg.	Lg	Blk.
Latourette	65	2,701	41.6	55	0
Team	65	2,701	41.6	55	0
Opponents	70	2,668	38.1	—	—

### FIELD GOALS

	1-19	20-29	30-39	40-49	50+
Bakken	2-2	7-7	3-6	3-8	0-1
Team	2-2	7-7	3-6	3-8	0-1
Opponents	5-5	4-7	3-10	1-8	2-3

Bakken: (22G, 24G), (27G), (40B, 33N, 42N), (32G, 35N), (43G, 21G, 44N), (28G, 30G), (24G, 42N), (47G, 51N), ( ), ( ), (12G, 30N), (20G, 16G), (42B), (33G, 37G).

Opponents: (25G), (35N), (21G, 35G, 42N, 34B), (14G, 50G), (42B), (28N, 46N, 27N), (32G, 47N), (12G, 39N), (41N, 36N), (13G, 27G, 21N), (37G, 42G, 30N), (24G, 46N, 39N), (50N, 38N, 45B), (50G, 16G, 15G).

### USUAL STARTING LINEUP

Offense	Defense
WR..... Dave Williams	LE..... Don Brumm
LT..... Bob Reynolds	LT..... Fred Heron
LG..... Irv Goode	LT..... Bob Rowe
C..... Bob DeMarco	RE..... Chuck Walker
RT..... Ken Gray	LLB... Larry Stallings
RG... Ernie McMillan	Ernie Clark
TE..... Jackie Smith	MLB... Jamie Rivers
FL... Bobby Joe Conrad	Mike Strofolino
QB..... Jim Hart	RLB... Dave Meggsey
RB... Johnny Roland	LCB... Robert Atkins
Willis Crenshaw	RCB... Lonnie Sanders
K..... Jim Bakken	LS..... Mike Barnes
	Jerry Stovall
	RS... Larry Wilson
	P... Chuck Latourette

### NOTES

After a 1-3 start, Cards roll to 8-1-1 mark in the final 10 contests to finish 9-4-1 ... punter/defensive back **Chuck Latourette** sets NFL mark with 46 kickoff returns for 1,237 yards ... Cards' 22 rushing touchdowns most since 1949 ... Cards send nine players to the Pro Bowl, including four of the five starting offensive linemen—center **Bob DeMarco**, guards **Irv Goode** and **Ken Gray**, and tackle **Ernie McMillan** ... the fifth lineman—tackle **Bob Reynolds**—is named in '67 and again in '69 ... tight end **Jackie Smith**, in addition to catching 49 passes for a 16.1-yard average, perfects the end-around play, averaging 13.6 yards on 12 carries (163 yards) with three touchdowns (36, 34, 11 yards).

### FINAL NFC CENTURY STANDINGS

Team	W	L	T	Pct.	Pts.	OP
Cleveland	10	4	0	.714	394	273
St. Louis	9	4	1	.692	325	289
New Orleans	4	9	1	.308	246	327
Pittsburgh	2	11	1	.154	244	397

## 1969 (4-9-1)

### HEAD COACH CHARLEY WINNER

Sept. 21	At Dallas	L	3-24	62,134
<b>Sept. 28</b>	<b>Chicago</b>	<b>W</b>	<b>20-17</b>	<b>50,039</b>
Oct. 5	At Pittsburgh	W	27-14	45,011
Oct. 12	At Washington	L	17-33	50,481
<b>Oct. 19</b>	<b>Minnesota</b>	<b>L</b>	<b>10-27</b>	<b>49,430</b>
Oct. 26	At Cleveland	T	21-21	81,186
<b>Nov. 2</b>	<b>New Orleans</b>	<b>L</b>	<b>42-51</b>	<b>46,718</b>
<b>Nov. 9</b>	<b>N.Y. Giants</b>	<b>W</b>	<b>42-17</b>	<b>49,194</b>
Nov. 16	At Detroit	L	0-20	51,749
<b>Nov. 23</b>	<b>Philadelphia</b>	<b>L</b>	<b>30-34</b>	<b>45,512</b>
<b>Nov. 30</b>	<b>Pittsburgh</b>	<b>W</b>	<b>47-10</b>	<b>43,721</b>
Dec. 7	At N.Y. Giants	L	6-49	62,973
<b>Dec. 14</b>	<b>Cleveland</b>	<b>L</b>	<b>21-27</b>	<b>44,924</b>
Dec. 21	At Green Bay	L	28-45	50,861
			314-389	

Home: 3-4 (329,538). Away: 1-5-1 (404,395).

## TEAM STATISTICS

	Cards	Opp.
<b>Total First Downs</b> .....	<b>224</b>	<b>289</b>
Rushing	83	83
Passing	125	185
Penalty	16	21
<b>Total Net Yards</b> .....	<b>4185</b>	<b>5176</b>
Avg. Per Game	298.9	369.7
Total Plays	833	936
Avg. Per Play	5.0	5.5
<b>Net Yards Rushing</b> .....	<b>1446</b>	<b>1644</b>
Avg. Per Game	103.2	117.4
Total Rushes	382	438
<b>Net Yards Passing</b> .....	<b>2739</b>	<b>3532</b>
Avg. Per Game	195.6	252.2
Sacked/Yards Lost	21/201	33/220
Gross Yards	2,940	3,752
Att./Comp./Pct.	430/216/50.2	465/260/55.9
Had Intercepted	25	15
<b>Punts/Average</b> .....	<b>73/37.6</b>	<b>67/40.4</b>
<b>Penalties/Yards</b> .....	<b>72/765</b>	<b>71/773</b>
<b>Fumbles/Lost</b> .....	<b>24/10</b>	<b>19/12</b>
<b>Touchdowns</b> .....	<b>40</b>	<b>48</b>
Rushing	17	10
Passing	19	38
Returns	4	0

## SCORE BY PERIOD

	Q1	Q2	Q3	Q4	OT	Pts.
Team	83	53	49	129	0	314
Opponents	73	106	118	92	0	389

## SCORING

	TD	R	P	R	PAT	FG	S	Pts.
Bakken	0	0	0	0	38/40	12/24	0	74
Gilliam	10	0	9	1	0/0	0/0	0	60
Williams	7	0	7	0	0/0	0/0	0	42
Roland	6	5	1	0	0/0	0/0	0	36
Crenshaw	3	3	0	0	0/0	0/0	0	18
Edwards	3	3	0	0	0/0	0/0	0	18
Shivers	3	2	1	0	0/0	0/0	0	18
Hart	2	2	0	0	0/0	0/0	0	12
Johnson	1	1	0	0	0/0	0/0	0	6
Lane	1	1	0	0	0/0	0/0	0	6
Rowe	1	0	0	1	0/0	0/0	0	6
Smith	1	0	1	0	0/0	0/0	0	6
Stallings	1	0	0	1	0/0	0/0	0	6
Wilson	1	0	0	1	0/0	0/0	0	6
<b>Team</b>	<b>40</b>	<b>17</b>	<b>19</b>	<b>4</b>	<b>38/40</b>	<b>12/24</b>	<b>0</b>	<b>314</b>
<b>Opponents</b>	<b>48</b>	<b>10</b>	<b>38</b>	<b>0</b>	<b>47/48</b>	<b>18/31</b>	<b>0</b>	<b>389</b>

## PASSING

	Att.	Comp.	Yds.	Comp. %	Yds./Att.	TD	TD%	Int.	Int. %	Long	Sack/Lost	Rating
Johnson	260	131	1,847	50.4	7.10	13	5.0	13	5.0	84t	11/10t	69.5
Hart	169	84	1,086	49.7	6.43	6	3.5	12	7.1	60t	10/100	52.4
Hill	1	1	7	100.0	7.00	0	0.0	0	0.0	7	0/0	95.8
<b>Team</b>	<b>430</b>	<b>216</b>	<b>2,940</b>	<b>50.2</b>	<b>6.84</b>	<b>19</b>	<b>4.2</b>	<b>25</b>	<b>5.8</b>	<b>84t</b>	<b>21/20t</b>	<b>62.2</b>
<b>Opponents</b>	<b>465</b>	<b>260</b>	<b>3,752</b>	<b>55.9</b>	<b>8.07</b>	<b>38</b>	<b>8.2</b>	<b>15</b>	<b>3.2</b>	<b>82t</b>	<b>33/220</b>	<b>96.3</b>

## RUSHING

	No.	Yds.	Avg.	Long	TD
Edwards	107	504	4.7	48	3
Roland	138	498	3.6	21	5
Crenshaw	55	172	3.1	26t	3
Shivers	27	115	4.3	15	2
Lane	25	93	3.7	13	1
Johnson	17	51	3.0	15	1
Hart	7	16	2.3	10	2
Williams	1	1	1.0	1	0
Smith	4	0	0	9	0
Gilliam	1	-4	0	0	0
<b>Team</b>	<b>382</b>	<b>1,446</b>	<b>3.8</b>	<b>48</b>	<b>17</b>
<b>Opponents</b>	<b>438</b>	<b>1,644</b>	<b>3.8</b>	<b>54</b>	<b>10</b>

## RECEIVING

	No.	Yds.	Avg.	Long	TD
Williams	56	702	12.5	61	7
Gilliam	52	997	19.2	84t	9
Smith	43	561	13.1	34	1
Edwards	23	309	13.4	37	0
Roland	12	136	11.3	23	1
Crenshaw	11	94	8.5	31	0
Lane	9	61	6.8	14	0
Shivers	7	61	8.7	26	1
Daanen	2	12	6.0	7	0
Brown	1	7	7.0	7	0
<b>Team</b>	<b>216</b>	<b>2,940</b>	<b>13.6</b>	<b>84t</b>	<b>19</b>
<b>Opponents</b>	<b>260</b>	<b>3,752</b>	<b>13.1</b>	<b>82t</b>	<b>38</b>

## INTERCEPTIONS

	No.	Yds.	Avg.	Long	TD
Atkins	3	74	24.7	42	0
Wehrli	3	44	14.7	44	0
Wright	2	41	20.5	21	0
Rowe	2	19	9.5	18t	1
Wilson	2	15	7.5	15	0
Stovall	1	28	28.0	28	0
Brown	1	21	21.0	21	0
Rosema	1	3	3.0	3	0
<b>Team</b>	<b>15</b>	<b>245</b>	<b>16.3</b>	<b>44</b>	<b>1</b>
<b>Opponents</b>	<b>25</b>	<b>202</b>	<b>8.0</b>	<b>48</b>	<b>0</b>

## PUNT RETURNS

	Ret.	FC	Yds.	Avg.	Long	TD
R. Wehrli	13	4	65	5.0	25	0
J. Roland	10	4	53	5.3	8	0
R. Shivers	9	2	44	4.9	9	0
T. Brown	6	1	39	6.5	35	0
<b>Team</b>	<b>38</b>	<b>11</b>	<b>201</b>	<b>5.3</b>	<b>35</b>	<b>0</b>
<b>Opponents</b>	<b>35</b>	<b>18</b>	<b>158</b>	<b>4.5</b>	<b>30</b>	<b>0</b>

## KICKOFF RETURNS

	No.	Yds.	Avg.	Long	TD
Lane	20	523	26.2	69	0
Brown	15	320	21.3	28	0
Gilliam	11	339	30.8	100t	1
Shivers	10	205	20.5	35	0
Wehrli	1	18	18.0	18	0
Wilson	4	66	16.5	24	0
Crenshaw	4	34	8.5	18	0
Olerich	2	2	2.0	2	0
<b>Team</b>	<b>67</b>	<b>1,507</b>	<b>22.5</b>	<b>100t</b>	<b>1</b>
<b>Opponents</b>	<b>49</b>	<b>1,007</b>	<b>20.5</b>	<b>86</b>	<b>0</b>

## PUNTING

	No.	Yds.	Avg.	Lg	Bk.
Hill	73	2,746	37.6	57	1
<b>Team</b>	<b>73</b>	<b>2,746</b>	<b>37.6</b>	<b>57</b>	<b>1</b>
<b>Opponents</b>	<b>67</b>	<b>2,710</b>	<b>40.4</b>	<b>66</b>	<b>1</b>

## USUAL STARTING LINEUP

Offense	Defense
<b>WR</b> ..... Dave Williams	<b>LE</b> ..... Rolf Krueger
<b>LT</b> ..... Bob Reynolds	<b>LT</b> ..... Fred Heron
<b>LG</b> ..... Irv Goode	<b>RE</b> ..... Bob Rowe
<b>C</b> ..... Bob DeMarco	<b>RT</b> ..... Chuck Walker
<b>RG</b> ..... Ken Gray	<b>LLB</b> ..... Larry Stallings
<b>RT</b> ..... Ernie McMillan	<b>MLB</b> ..... Jamie Rivers
<b>TE</b> ..... Jackie Smith	Chip Healy
<b>WR</b> ..... John Gilliam	<b>RLB</b> ..... Rocky Rosema
<b>QB</b> ..... Charley Johnson	Dave Meggysay
Jim Hart	<b>LCB</b> ..... Roger Whright
<b>RB</b> ..... Johnny Roland	<b>RS</b> ..... Nate Wrenn
Cid Edwards	Robert Atkins
Willis Crenshaw	<b>LS</b> ..... Jerry Stovall
<b>K</b> ..... Jim Bakken	<b>RS</b> ..... Larry Wilson
	<b>P</b> ..... King Hill

## NOTES

Injuries decimate the team as 11 players undergo surgery ... Cards limp to 4-9-1 mark as offense manages just 193 points, fewest since 1954 (183) ... defense is particularly hobbled by injuries, allowing team-record 389 points that will stand for 15 seasons ... safety **Larry Wilson** sets team mark with 88-yard fumble return for a touchdown at Green Bay Dec. 21 that stands until 2000 ... Cards and Saints combine for NFL-record 12 touchdown passes in 51-42 New Orleans victory in Busch Stadium Nov. 2 ... the combined 93 points is just 10 shy of the all-time NFL combined single-game scoring mark as quarterbacks **Charley Johnson** (Cardinals) and **Billy Kilmer** (Saints) each toss six touchdown passes to set Cards individual and opponent marks.

## FINAL NFC CENTURY STANDINGS

Team	W	L	T	Pct.	Pts.	OP
Cleveland	10	3	1	.769	351	300
N.Y. Giants	6	8	0	.429	264	298
St. Louis	4	9	1	.308	314	389
Pittsburgh	1	13	0	.071	218	404

## 1970 (8-5-1)

### HEAD COACH CHARLEY WINNER

Sept. 18	At L.A. Rams	L	13-34	63,130
Sept. 27	Washington	W	27-17	44,246
Oct. 4	Dallas	W	20-7	50,780
Oct. 11	New Orleans	W	24-17	45,294
Oct. 18	At Philadelphia	W	35-20	59,002
Oct. 25	At N.Y. Giants	L	17-35	62,984
Nov. 1	Houston	W	44-0	47,911
Nov. 8	Boston	W	31-0	46,466
Nov. 16	At Dallas	W	38-0	69,323
Nov. 22	At Kansas City	T	6-6	50,711
Nov. 29	Philadelphia	W	23-14	46,581
Dec. 6	At Detroit	L	3-16	56,362
Dec. 13	N.Y. Giants	L	17-34	50,845
Dec. 20	At Washington	L	27-28	50,415

325-228

Home: 6-1 (332,123). Away: 2-4-1 (411,927).

## TEAM STATISTICS

	Cards	Opp.
Total First Downs	226	242
Rushing	110	96
Passing	104	116
Penalty	12	30
Total Net Yards	4472	3869
Avg. Per Game	319.4	276.3
Total Plays	845	894
Avg. Per Play	5.3	4.3
Net Yards Rushing	1998	1762
Avg. Per Game	142.7	125.9
Total Rushes	429	472
Net Yards Passing	2474	2107
Avg. Per Game	176.7	150.5
Sacked/Yards Lost	26/216	40/309
Gross Yards	2,690	2,416
Att./Comp./Pct.	390/178/45.6	382/183/47.9
Had Intercepted	19	21
Punts/Average	65/40.9	80/40.0
Penalties/Yards	84/896	68/659
Fumbles/Lost	24/15	20/14
Touchdowns	38	27
Rushing	18	10
Passing	16	16
Returns	4	1

## SCORE BY PERIOD

	Q1	Q2	Q3	Q4	OT	Pts.
Team	56	91	77	101	0	325
Opponents	58	71	23	76	0	228

## SCORING

	TD	R	P	R	PAT	FG	S	Pts.
Bakken	0	0	0	0	37/38	20/32	0	97
Lane	13	11	2	0	0/0	0/0	0	78
Gilliam	6	1	5	0	0/0	0/0	0	36
Roland	5	3	1	1	0/0	0/0	0	30
Smith	4	0	4	0	0/0	0/0	0	24
Williams	3	0	3	0	0/0	0/0	0	18
Edwards	2	1	1	0	0/0	0/0	0	12
Shivers	2	2	0	0	0/0	0/0	0	12
Farr	1	0	0	1	0/0	0/0	0	6
Latourette	1	0	0	1	0/0	0/0	0	6
Parish	1	0	0	1	0/0	0/0	0	6
Team	38	18	16	4	37/38	20/32	0	325
Opponents	27	10	16	1	27/27	13/26	0	228

## PASSING

	Att.	Comp.	Yds.	Comp. %	Yds./Att.	TD	TD%	Int.	Int. %	Long	Sack/Lost	Rating
Hart	373	171	2,576	45.8	6.90	14	3.7	18	4.8	79	26/216	61.1
Beathard	17	7	114	41.2	6.71	2	1.2	1	5.9	58t	0/0	43.8
Team	390	178	2,690	45.6	6.89	16	4.1	19	4.9	79	26/216	62.0
Opponents	382	183	2,416	47.9	6.33	16	4.2	21	5.5	59	40/309	59.4

## RUSHING

	No.	Yds.	Avg.	Long	TD
Lane	206	977	4.7	75	11
Roland	94	392	4.2	20	3
Edwards	70	350	5.0	22	1
Shivers	24	98	4.1	29t	2
Gilliam	5	68	13.6	48t	1
Smith	5	43	8.6	26	0
Latourette	2	38	19.0	33	0
Hart	18	18	1.0	4	0
Brown	1	8	8.0	8	0
Pittman	2	4	2.0	2	0
Beathard	2	2	1.0	2	0
Team	429	1,998	4.7	75	18
Opponents	472	1,762	3.8	57t	10

## RECEIVING

	No.	Yds.	Avg.	Long	TD
Gilliam	45	953	21.1	79	5
Smith	37	687	18.6	59t	4
Lane	32	365	11.4	78t	2
Williams	23	364	15.8	58t	3
Edwards	19	150	7.8	39	1
Roland	17	96	5.6	20	1
Shivers	3	44	14.7	22	0
Daanen	2	31	15.5	22	0
Team	178	2,690	15.1	79	16
Opponents	183	2,416	13.2	59	16

## INTERCEPTIONS

	No.	Yds.	Avg.	Long	TD
Wehrli	6	50	8.3	41	0
Wilson	5	72	14.4	22	0
Farr	5	38	7.6	19t	1
Stovall	2	45	22.5	27	0
Parish	1	41	41.0	41t	1
Stallings	1	9	9.0	9	0
Wright	1	0	0.0	0	0
Team	21	255	12.1	41t	2
Opponents	19	276	14.5	59	0

## PUNT RETURNS

	Ret.	FC	Yds.	Avg.	Long	TD
Latourette	30	12	171	5.7	16	0
Roland	10	10	140	14.0	74t	1
Wehrli	1	1	4	4.0	4	0
Brown	0	1	0	0.0	0	0
Team	41	24	315	7.7	74t	1
Opponents	26	20	90	3.5	13	0

## KICKOFF RETURNS

	No.	Yds.	Avg.	Long	TD
Latourette	13	254	19.5	24	0
Pittman	10	237	23.7	32	0
Wright	8	156	19.5	24	0
Gilliam	5	107	21.4	26	0
White	3	65	21.7	28	0
Roland	3	40	13.3	20	0
Shivers	2	35	17.5	19	0
Brown	2	32	16.0	18	0
Wilson	1	0	0.0	0	0
Team	47	926	19.7	32	0
Opponents	54	1,262	23.4	98t	1

## PUNTING

	No.	Yds.	Avg.	Long	Bk.
Latourette	65	2,659	40.9	59	0
Team	65	2,659	40.9	59	0
Opponents	80	3,199	40.0	55	0

## FIELD GOALS

	1-19	20-29	30-39	40-49	50+
Bakken	4-4	3-6	7-7	6-11	0-4
Team	4-4	3-6	7-7	6-11	0-4
Opponents	5-5	3-5	4-8	1-2	0-6

Bakken: (9G, 17G, 54N), ( ), (38G, 35G, 53N), (44G), ( ), (25G, 45N), (32G, 14G, 38G, 48N, 46N), (43G), (31G, 53N), (49G, 14G, 42N, 43N), (45G, 42G, 31G, 55N), (29G, 24N), (25G, 26N), (45G, 34G, 21N).

Opponents: (27G, 11G, 32N, 24N), (36G), (29N), (34G, 32B, 53N), (35G, 27G, 43N, 56N), ( ), (32N); (51B), ( ), (39G, 15G, 53N, 54N), (31N), (14G, 13G, 10G), (27G, 46G, 50N), ( ).

## USUAL STARTING LINEUP

Offense	Defense
WR ... Dave Williams	LE ... Rolf Krueger
LT ... Bob Reynolds	LT ... Fred Heron
LG ... Irv Goode	RT ... Bob Rowe
C ... Wayne Mulligan	RE ... Chuck Walker
RG ... Clyde Williams	Joe Schmiesing
RT ... Ernie McMillan	LLB ... Larry Stallings
TE ... Jackie Smith	MLB ... Jamie Rivers
WR ... John Gilliam	RLB ... Don Parish
QB ... Jim Hart	LCB ... Miller Farr
RB ... Cid Edwards	RCB ... Roger Wehrli
Johnny Roland	LS ... Jerry Stallings
RB ... MacArthur Lane	RS ... Larry Wilson
K ... Jim Bakken	P ... Chuck Latourette

## NOTES

The merger of the NFL and AFL places the Cards in the Eastern Division of the NFC with Dallas, New York Giants, Philadelphia, and Washington ... after a loss in the season-opener, Cards roll to 8-1-1 mark in the next 10 games but falter with three losses to end the season 8-5-1 ... running back **MacArthur Lane** earns Pro Bowl honors and leads NFL rushers with 4.7-yard average per carry and 11 touchdowns ... Cards hand Cowboys surprising 38-0 pasting in Dallas before national television audience on "Monday Night Football" Nov. 16 ... cornerback **Roger Wehrli** begins string of six consecutive Pro Bowl appearances.

## FINAL NFC EAST STANDINGS

Team	W	L	T	Pct.	Pts.	OP
Dallas	10	4	0	.714	299	221
N.Y. Giants	9	5	0	.643	301	270
St. Louis	8	5	1	.615	325	228
Washington	6	8	0	.429	297	314
Philadelphia	3	10	1	.231	241	332



## 1971 (4-9-1)

### HEAD COACH BOB HOLLWAY

Sept. 19	Washington	L	17-24	46,805
Sept. 27	N.Y. Jets	W	17-10	50,358
Oct. 3	N.Y. Giants	L	20-21	49,571
Oct. 10	At Atlanta	W	26-9	58,850
Oct. 17	At Washington	L	0-20	53,041
Oct. 24	San Francisco	L	14-26	50,419
Oct. 31	At Buffalo	W	28-23	40,040
Nov. 7	Dallas	L	13-16	50,486
Nov. 15	At San Diego	L	17-20	46,486
Nov. 21	Philadelphia	L	20-37	48,658
Nov. 28	At N.Y. Giants	W	24-7	62,878
Dec. 5	Green Bay	T	16-16	50,443
Dec. 12	At Philadelphia	L	7-19	65,358
Dec. 18	At Dallas	L	12-31	66,672
231-279				
Home: 1-5-1 (346,740). Away: 3-4 (393,325).				

## TEAM STATISTICS

	Cards	Opp.
<b>Total First Downs</b> .....	<b>212</b>	<b>244</b>
Rushing .....	86	109
Passing .....	109	120
Penalty .....	17	15
<b>Total Net Yards</b> .....	<b>4001</b>	<b>4365</b>
Avg. Per Game .....	285.5	311.8
Total Plays .....	821	881
Avg. Per Play .....	4.9	5.0
<b>Net Yards Rushing</b> .....	<b>1530</b>	<b>1985</b>
Avg. Per Game .....	109.3	141.8
Total Rushes .....	417	486
<b>Net Yards Passing</b> .....	<b>2471</b>	<b>2380</b>
Avg. Per Game .....	176.5	170.0
Sacked/Yards Lost .....	19/185	20/166
Gross Yards .....	2,656	2,546
Att./Comp./Pct. ....	385/170/44.2	375/212/56.5
Had Intercepted .....	26	17
<b>Punts/Average</b> .....	<b>61/38.8</b>	<b>58/40.4</b>
<b>Penalties/Yards</b> .....	<b>66/643</b>	<b>79/831</b>
<b>Fumbles/Lost</b> .....	<b>35/20</b>	<b>28/16</b>
<b>Touchdowns</b> .....	<b>24</b>	<b>29</b>
Rushing .....	8	10
Passing .....	14	12
Returns .....	2	7

## SCORE BY PERIOD

	Q1	Q2	Q3	Q4	OT	Pts.
Team	54	89	37	51	0	231
Opponents	61	73	49	96	0	279

## SCORING

	TD	R	P	RPAT	FG	S	Pts.
Bakken	0	0	0	0	24/24	21/32	0 87
Edwards	4	4	0	0	0/0	0/0	0 24
Gray	4	0	4	0	0/0	0/0	0 24
Smith	4	0	4	0	0/0	0/0	0 24
Gilliam	3	0	3	0	0/0	0/0	0 18
Lane	3	3	0	0	0/0	0/0	0 18
McFarland	2	0	2	0	0/0	0/0	0 12
Hoey	1	0	0	1	0/0	0/0	0 6
Shivers	1	1	0	0	0/0	0/0	0 6
Stallings	1	0	0	1	0/0	0/0	0 6
Williams	1	0	1	0	0/0	0/0	0 6
<b>Team</b>	<b>24</b>	<b>8</b>	<b>14</b>	<b>2</b>	<b>24/24</b>	<b>21/32</b>	<b>0 231</b>
<b>Opponents</b>	<b>29</b>	<b>10</b>	<b>12</b>	<b>7</b>	<b>28/29</b>	<b>25/39</b>	<b>1*279</b>

\*Includes safety.

## PASSING

	Att.	Comp.	Yds.	Comp. %	Yds./Att.	TD	TD%	Int.	Int. %	Long	Sack/Lost	Rating
Hart	243	110	1,626	45.2	6.69	8	3.2	14	5.7	571	13/139	54.5
Beathard	141	60	1,030	42.5	7.30	6	4.2	12	8.5	80t	6/46	46.5
Shivers	1	0	0	0.0	0.00	0	0.0	0	0.0	0	0/0	39.5
<b>Team</b>	<b>385</b>	<b>170</b>	<b>2,656</b>	<b>44.1</b>	<b>6.90</b>	<b>14</b>	<b>3.6</b>	<b>26</b>	<b>6.7</b>	<b>80t</b>	<b>19/185</b>	<b>51.6</b>
<b>Opponents</b>	<b>375</b>	<b>212</b>	<b>2,546</b>	<b>56.1</b>	<b>6.79</b>	<b>12</b>	<b>3.2</b>	<b>17</b>	<b>4.5</b>	<b>69t</b>	<b>20/166</b>	<b>69.4</b>

## RUSHING

	No.	Yds.	Avg.	Long	TD
Lane	150	592	3.9	40t	3
Edwards	108	316	2.9	14	4
Roland	78	278	3.6	16	0
Shivers	55	202	3.7	10	1
Gray	2	56	28.0	38	0
Beathard	4	29	7.3	15	0
Latourette	3	19	6.3	20	0
Gilliam	2	16	8.0	12	0
Smith	1	10	10.0	10	0
Hart	13	9	0.7	3	0
White	1	3	3.0	3	0
<b>Team</b>	<b>417</b>	<b>1,530</b>	<b>3.7</b>	<b>40t</b>	<b>8</b>
<b>Opponents</b>	<b>486</b>	<b>1,985</b>	<b>4.1</b>	<b>53t</b>	<b>10</b>

## RECEIVING

	No.	Yds.	Avg.	Long	TD
Gilliam	42	837	19.9	54	3
Lane	29	298	10.3	34	0
Smith	21	379	18.0	61t	4
Gray	18	534	29.7	80t	4
Roland	15	108	7.2	15	0
Williams	12	182	15.2	37	1
Edwards	12	122	10.2	38	0
Shivers	10	76	7.6	19	0
McFarland	5	54	10.8	21	2
Hyatt	4	58	14.5	30	0
Stegent	1	12	12.0	12	0
Reynolds	1	-4	0	0	0
<b>Team</b>	<b>170</b>	<b>2,656</b>	<b>15.6</b>	<b>80t</b>	<b>14</b>
<b>Opponents</b>	<b>212</b>	<b>2,546</b>	<b>12.0</b>	<b>69t</b>	<b>12</b>

## INTERCEPTIONS

	No.	Yds.	Avg.	Long	TD
Wilson	4	46	11.5	23	0
Thompson	4	45	11.3	25	0
Stovall	2	20	10.0	20	0
Farr	2	13	6.5	13	0
Wehrli	2	11	5.5	6	0
Stallings	1	26	26.0	26t	1
McGill	1	19	19.0	19	0
Hackbart	1	11	11.0	11	0
<b>Team</b>	<b>17</b>	<b>191</b>	<b>11.2</b>	<b>26t</b>	<b>1</b>
<b>Opponents</b>	<b>26</b>	<b>358</b>	<b>13.6</b>	<b>44</b>	<b>0</b>

## PUNT RETURNS

	Ret.	FC	Yds.	Avg.	Long	TD
Wehrli	9	3	84	9.3	34	0
Willingham	10	9	84	8.4	19	0
Thompson	5	1	27	5.4	11	0
Roland	3	3	10	3.3	8	0
Gilliam	1	0	21	21.0	21	0
Stallings	1	0	8	8.0	8	0
Dickson	1	0	0	0.0	0	0
<b>Team</b>	<b>30</b>	<b>16</b>	<b>234</b>	<b>7.8</b>	<b>34</b>	<b>0</b>
<b>Opponents</b>	<b>24</b>	<b>21</b>	<b>160</b>	<b>6.7</b>	<b>61t</b>	<b>1</b>

## KICKOFF RETURNS

	No.	Yds.	Avg.	Long	TD
Gray	30	740	24.7	65	0
Hoey	9	251	27.9	103t	1
Thompson	7	182	26.0	45	0
Willingham	6	125	20.8	56	0
Edwards	2	41	20.5	21	0
Roland	2	24	12.0	17	0
Dierdorf	1	0	0	0	0
Stegent	1	0	0	0	0
<b>Team</b>	<b>58</b>	<b>1,363</b>	<b>23.5</b>	<b>103t</b>	<b>1</b>
<b>Opponents</b>	<b>54</b>	<b>1,318</b>	<b>24.4</b>	<b>93t</b>	<b>1</b>

## PUNTING

	No.	Yds.	Avg.	Long	Bk.
Latourette	56	2,157	38.5	55	1
Bakken	5	207	41.4	44	0
<b>Team</b>	<b>61</b>	<b>2,364</b>	<b>38.8</b>	<b>55</b>	<b>1</b>
<b>Opponents</b>	<b>58</b>	<b>2,343</b>	<b>40.4</b>	<b>58</b>	<b>0</b>

## FIELD GOALS

	1-19	20-29	30-39	40-49	50+
Bakken	5-5	8-13	5-6	3-7	0-1
<b>Team</b>	<b>5-5</b>	<b>8-13</b>	<b>5-6</b>	<b>3-7</b>	<b>0-1</b>
<b>Opponents</b>	<b>7-7</b>	<b>12-15</b>	<b>1-4</b>	<b>4-9</b>	<b>1-4</b>

Bakken: (25G), (19G), (14G, 22G), (37G, 45G, 33G, 26N, 26G), ( ), (26N), (34B), (41G, 36G, 47N), (13G, 27N), (27G, 20G, 43N), (18G), (42G, 21G, 12G, 58N, 48N), (28N), (33G, 29G, 23G, 35G, 23N, 45N).

Opponents: (25G, 26N, 54N); (25G, 32N, 51N), (42N, 52N), (15G), (16G, 11G, 36N), (12G, 19G, 34G, 40G), ( ), (27G, 14G, 26G, 42N), (25G, 45G, 42N), (41G, 27G, 45G, 48N, 30N), ( ), (28G, 12G, 27G, 25N, 45N), (27G, 22G, 54G, 24G, 21N), (24G).

## USUAL STARTING LINEUP

WR	Defense
WR.....Dave Williams	LE.....Ron Yankowski
LT.....Mel Gray	LT.....Rolf Krueger
LT.....Bob Reynolds	LT.....Fred Heron
LG.....Irv Goode	RT.....Bob Rowe
C.....Tom Banks	RE.....Joe Schmiesing
Wayne Mulligan	Charles Walker
RG.....Clyde Williams	LLB.....Larry Stallings
Dan Dierdorf	MLB.....Jamie Rivers
RT.....Ernie McMillan	RLB.....Mike McGill
TE.....Jackie Smith	Rick Ogle
Jim McFarland	LCB.....Miller Farr
WR.....John Gilliam	RCB.....Roger Wehrli
QB.....Jim Hart	Norm Thompson
Pete Beathard	LS.....Jerry Stovall
RB.....McArthur Lane	Larry Wilson
RB.....Johnny Roland	RS.....Larry Wilson
Cid Edwards	Roger Wehrli
K.....Jim Bakken	P.....Chuck Latourette

## NOTES

Bob Hollway named head coach ... Cards draft cornerback Norm Thompson, offensive lineman Dan Dierdorf, and wide receiver Mel Gray ... Thompson will start for seven seasons, Dierdorf becomes six-time Pro Bowler and member of Pro Football Hall of Fame, and Gray logs 12 seasons, highlighted by a stretch of receptions in 121 consecutive games from 1973-82 ... Eagles' kicker Tom Dempsey sets then Card opponent record with 54-yard field goal Dec. 12 ... Gray completes rookie season with eye-popping averages of 28 yards on two rushing attempts, 29.7 yards on 18 pass receptions with four touchdowns, and 24 yards on 30 kickoff returns.

## FINAL NFC EAST STANDINGS

Team	W	L	T	Pct.	Pts.	OP
Dallas	11	3	0	.786	406	222
Washington	9	4	1	.692	276	190
Philadelphia	6	7	1	.462	221	302
St. Louis	4	9	1	.308	231	279
N.Y. Giants	4	10	0	.286	228	362

## 1972 (4-9-1)

### HEAD COACH BOB HOLLWAY

Sept. 17	At Baltimore	W	10-3	53,652
Sept. 24	At Washington	L	10-24	53,039
Oct. 1	Pittsburgh	L	19-25	49,140
Oct. 8	At Minnesota	W	19-17	49,687
Oct. 15	Washington	L	3-33	50,454
Oct. 22	At N.Y. Giants	L	21-27	62,756
Oct. 29	Chicago	L	10-27	50,464
Nov. 5	At Philadelphia	T	6-6	65,720
Nov. 12	At Dallas	L	24-33	65,218
Nov. 19	N.Y. Giants	L	7-13	48,014
Nov. 27	At Miami	L	10-31	80,010
Dec. 3	Dallas	L	6-27	49,878
Dec. 10	L.A. Rams	W	24-14	36,873
Dec. 17	Philadelphia	W	24-23	34,872

193-303

Home: 2-5 (319,695). Away: 2-4-1 (430,082).

## TEAM STATISTICS

	Cards	Opp.
<b>Total First Downs</b> .....	<b>181</b>	<b>276</b>
Rushing	68	119
Passing	102	138
Penalty	11	19
<b>Total Net Yards</b> .....	<b>3267</b>	<b>4739</b>
Avg. Per Game	233.4	338.5
Total Plays	754	935
Avg. Per Play	4.5	5.1
<b>Net Yards Rushing</b> .....	<b>1229</b>	<b>2189</b>
Avg. Per Game	87.8	156.4
Total Rushes	361	548
<b>Net Yards Passing</b> .....	<b>2038</b>	<b>2550</b>
Avg. Per Game	145.6	182.1
Sacked/Yards Lost	30/221	22/183
Gross Yards	2,259	2,733
Att./Comp./Pct.	363/171/47.1	365/221/60.6
Had Intercepted	23	11
<b>Punts/Average</b> .....	<b>73/39.3</b>	<b>48/39.4</b>
<b>Penalties/Yards</b> .....	<b>64/582</b>	<b>66/645</b>
<b>Fumbles/Lost</b> .....	<b>43/16</b>	<b>31/16</b>
<b>Turnovers</b> .....	<b>22</b>	<b>31</b>
Rushing	9	11
Passing	11	15
Returns	2	5

## SCORE BY PERIOD

	Q1	Q2	Q3	Q4	OT	Pts.
Team	20	79	56	38	0	193
Opponents	36	92	75	100	0	303

## SCORING

	TD	R	P	R	PAT	FG	S	Pts.
Bakken	0	0	0	0	19/22	14/22	0	61
Anderson	6	4	2	0	0/0	0/0	0	36
Roland	4	2	2	0	0/0	0/0	0	24
Moore	3	0	3	0	0/0	0/0	0	18
Burns	2	2	0	0	0/0	0/0	0	12
Gillette	2	0	2	0	0/0	0/0	0	12
Smith	2	0	2	0	0/0	0/0	0	12
Thompson	2	0	2	0	0/0	0/0	0	12
Hayden	1	1	0	0	0/0	0/0	0	6
<b>Team</b>	<b>22</b>	<b>9</b>	<b>11</b>	<b>2</b>	<b>19/22</b>	<b>14/22</b>	<b>0</b>	<b>193</b>
<b>Opponents</b>	<b>55</b>	<b>31</b>	<b>11</b>	<b>15</b>	<b>31/31</b>	<b>28/47</b>	<b>1</b>	<b>303</b>

## PASSING

	Att.	Comp.	Yds.	Comp. %	Yds./Att.	TD	TD%	Int.	Int. %	Long	Sack/Lost	Rating
Cuozzo	158	69	897	43.7	5.67	5	3.1	11	6.9	68t	13/89	43.6
Hart	119	60	857	50.4	7.20	5	4.2	5	4.2	98	7/56	70.5
Galder	79	40	434	50.6	5.49	1	1.2	7	8.8	71	10/76	34.4
Anderson	3	2	71	66.7	23.66	0	0.0	0	0.0	38	0/0	109.7
Wilson	2	0	0	0.0	0.0	0	0.0	0	0.0	0	0/0	39.6
Smith	2	0	0	0.0	0.0	0	0.0	0	0.0	0	0/0	39.6
<b>Team</b>	<b>363</b>	<b>171</b>	<b>2,259</b>	<b>47.1</b>	<b>6.22</b>	<b>11</b>	<b>3.0</b>	<b>23</b>	<b>6.3</b>	<b>98</b>	<b>30/221</b>	<b>51.0</b>
<b>Opponents</b>	<b>365</b>	<b>221</b>	<b>2,733</b>	<b>60.6</b>	<b>7.48</b>	<b>15</b>	<b>4.1</b>	<b>11</b>	<b>3.0</b>	<b>73t</b>	<b>22/18</b>	<b>84.9</b>

## RUSHING

	No.	Yds.	Avg.	Long	TD
Anderson	153	536	3.5	19	4
Roland	105	414	3.9	18	2
Burns	26	69	2.7	16	2
Moore	9	44	4.9	15	0
Baynham	17	43	2.5	11	0
Smith	5	31	6.2	17	0
Galder	9	28	3.1	16	0
Hart	9	17	2.9	8	0
Woodeshick	5	14	2.8	6	0
Shivers	5	12	2.4	9	0
Hayden	8	11	1.4	5	1
Cuozzo	4	7	1.8	9	0
Butler	6	3	0.5	5	0
<b>Team</b>	<b>361</b>	<b>1,229</b>	<b>3.4</b>	<b>19</b>	<b>9</b>
<b>Opponents</b>	<b>548</b>	<b>2,189</b>	<b>3.8</b>	<b>28</b>	<b>11</b>

## RECEIVING

	No.	Yds.	Avg.	Long	TD
Roland	38	321	8.4	27	2
Gillette	33	550	16.7	65t	2
Moore	29	500	17.2	98	3
Anderson	28	298	10.4	56	2
Smith	26	407	15.7	71	2
Burns	6	24	4.0	12	0
Gray	3	62	20.7	33	0
Hyatt	2	32	16.0	25	0
Shivers	1	20	20.0	20	0
Hayden	1	17	17.0	17	0
Baynham	1	10	10.0	10	0
Butler	1	8	8.0	8	0
Wicks	1	8	8.0	8	0
Woodeshick	1	2	2.0	2	0
<b>Team</b>	<b>171</b>	<b>2,259</b>	<b>13.2</b>	<b>98</b>	<b>11</b>
<b>Opponents</b>	<b>221</b>	<b>2,733</b>	<b>12.4</b>	<b>73t</b>	<b>15</b>

## INTERCEPTIONS

	No.	Yds.	Avg.	Long	TD
Wilson	3	35	13.7	24	0
Farr	3	21	7.0	21	0
McGill	2	28	14.0	26	0
Hackbart	1	22	22.0	22	0
Staggs	1	7	7.0	7	0
Thompson	1	5	5.0	5	0
<b>Team</b>	<b>11</b>	<b>118</b>	<b>10.7</b>	<b>26</b>	<b>0</b>
<b>Opponents</b>	<b>23</b>	<b>289</b>	<b>12.6</b>	<b>41</b>	<b>3</b>

## PUNT RETURNS

	Ret.	FC	Yds.	Avg.	Long	TD
Willingham	9	6	41	4.6	13	0
Wehrli	5	6	24	4.8	22	0
Gray	2	3	-4	-2.0	0	0
<b>Team</b>	<b>16</b>	<b>15</b>	<b>61</b>	<b>3.8</b>	<b>22</b>	<b>0</b>
<b>Opponents</b>	<b>37</b>	<b>22</b>	<b>144</b>	<b>3.9</b>	<b>18</b>	<b>0</b>

## KICKOFF RETURNS

	No.	Yds.	Avg.	Long	TD
Moore	20	437	21.9	37	0
Gray	17	378	22.2	29	0
Willingham	9	194	21.6	28	0
Butler	4	85	21.2	27	0
Hyatt	1	41	41.0	41	0
Wehrli	1	10	10.0	10	0
Burns	1	7	7.0	7	0
<b>Team</b>	<b>53</b>	<b>1,152</b>	<b>21.7</b>	<b>41</b>	<b>0</b>
<b>Opponents</b>	<b>40</b>	<b>1,037</b>	<b>25.9</b>	<b>91t</b>	<b>1</b>

## PUNTING

	No.	Yds.	Avg.	Long	Bk.
Anderson	72	2,847	39.5	61	0
Bakken	1	26	26.0	26	0
<b>Team</b>	<b>73</b>	<b>2,873</b>	<b>39.3</b>	<b>61</b>	<b>0</b>
<b>Opponents</b>	<b>48</b>	<b>1,892</b>	<b>39.4</b>	<b>62</b>	<b>2</b>

## FIELD GOALS

	1-19	20-29	30-39	40-49	50+
Bakken	4-5	2-4	2-4	6-9	0-0
<b>Team</b>	<b>4-5</b>	<b>2-4</b>	<b>2-4</b>	<b>6-9</b>	<b>0-0</b>
<b>Opponents</b>	<b>7-8</b>	<b>5-7</b>	<b>9-13</b>	<b>6-12</b>	<b>1-6</b>

**Bakken:** (41G), (41G, 42N), (19G, 44G), (27G, 13G, 43N), (46G, 34N, 34N), (19N), (15G), (9G, 32G, 27N), (34G), ( ), (49G, 28N), (48N), (41G), (20G).

**Opponents:** (30N, 48B, 38N, 47N, 42G), (31G, 24N, 51N), (17G, 20G, 15G), (37G, 26N), (30G, 8G, 42G, 36G), (16G, 43G, 45N), (12G, 32G, 40N), (11G, 30G, 33N, 45N), (27G, 14G, 50G, 38G, 32N), (40G, 21G, 59N, 48B), (25G, 52N), (59N, 29G, 55N, 42G), (18N), (33G, 41G, 38G).

## USUAL STARTING LINEUP

Offense	Defense
<b>WR</b> .....Bobby Moore	<b>LE</b> .....Don Brumm
<b>LT</b> .....Dan Dierdorf	<b>LT</b> .....John Richardson
<b>LG</b> .....Conrad Dobler	Fred Heron
<b>C</b> .....Tom Banks	<b>RT</b> .....Bob Rowe
Wayne Mulligan	<b>RE</b> .....Ron Yankowski
<b>RG</b> .....Bob Young	Martin Inhoff
<b>RT</b> .....Wayne Mulligan	<b>LLB</b> .....Larry Stallons
<b>TE</b> .....Jackie Smith	<b>MLB</b> .....Mark Arneson
<b>WR</b> .....Walker Gillette	<b>RLB</b> .....Terry Miller
<b>QB</b> .....Gary Cuozzo	Jeff Staggs
Tim Van Galder	<b>LCB</b> Norm Thompson
Jim Hart	<b>RCB</b> .....Miller Farr
<b>RB</b> Donny Anderson	Eric Washington
Johnny Roland	<b>LS</b> .....Roger Wehrli
<b>FB</b> .....Leon Burns	<b>RS</b> .....Larry Wilson
<b>K</b> .....Jim Bakken	<b>P</b> .....Donny Anderson

## NOTES

**William V. Bidwell** gains full ownership of the franchise ... assistant coach **Chuck Druis** collapses of a heart attack on the team charter airplane returning from a preseason game at Houston ... he is pronounced dead following an emergency landing in Little Rock, Ark. ... safety **Larry Wilson** doubles as player and assistant coach, then two weeks before the end of the season he announces his retirement after 13 seasons ... quarterback **Jim Hart** connects with **Ahmad Rashad** (nee Bobby Moore) for a 98-yard pass play vs. L.A. Rams Dec. 10, the longest non-scoring pass play in NFL history.

## FINAL NFC EAST

### STANDINGS

Team	W	L	T	Pct.	Pts.	OP
Washington	11	3	0	.786	336	218
Dallas*	10	4	0	.714	319	240
N.Y. Giants	8	6	0	.571	331	247
St. Louis	4	9	1	.321	193	303
Philadelphia	2	11	1	.179	145	352

\*Wild card playoff qualifier

## 1973 (4-9-1)

### HEAD COACH DON CORYELL

Sept. 16	At Philadelphia	W	34-23	61,103
Sept. 23	Washington	W	35-27	50,316
Sept. 30	At Dallas	L	10-45	64,729
Oct. 7	Oakland	L	10-17	49,051
Oct. 14	Philadelphia	L	24-27	44,400
Oct. 21	At Washington	L	13-31	54,381
Oct. 28	N.Y. Giants	W	35-27	47,589
Nov. 4	Denver	T	17-17	46,565
Nov. 11	At Green Bay	L	21-25	52,922
Nov. 18	At N.Y. Giants	L	13-24	65,795
Nov. 25	At Cincinnati	L	24-42	50,918
Dec. 2	Detroit	L	16-20	44,982
Dec. 9	At Atlanta	W	35-20	48,030
Dec. 16	Dallas	L	3-30	43,946

286-365

Home: 2-4-1 (326,849). Away: 2-5 (397,878).

## TEAM STATISTICS

	Cards	Opp.
<b>Total First Downs</b> .....	<b>238</b>	<b>307</b>
Rushing .....	96	135
Passing .....	111	157
Penalty .....	31	15
<b>Total Net Yards</b> .....	<b>4054</b>	<b>5149</b>
Avg. Per Game .....	289.6	367.8
Total Plays .....	837	950
Avg. Per Play .....	4.8	5.4
<b>Net Yards Rushing</b> .....	<b>1671</b>	<b>2120</b>
Avg. Per Game .....	170.2	216.4
Total Rushes .....	416	504
<b>Net Yards Passing</b> .....	<b>2383</b>	<b>3029</b>
Avg. Per Game .....	170.2	216.4
Sacked/Yards Lost .....	27/209	29/197
Gross Yards .....	2,592	3,226
Att./Comp./Pct. .....	394/210/53.3	417/252/60.4
Had Intercepted .....	15	10
<b>Punts/Average</b> .....	<b>66/37.5</b>	<b>54/41.4</b>
<b>Penalties/Yards</b> .....	<b>61/594</b>	<b>97/920</b>
<b>Fumbles/Lost</b> .....	<b>37/14</b>	<b>31/17</b>
<b>Touchdowns</b> .....	<b>31</b>	<b>42</b>
Rushing .....	13	16
Passing .....	16	23
Returns .....	2	3

## SCORE BY PERIOD

	Q1	Q2	Q3	Q4	OT	Pts.
Team	65	53	66	102	0	286
Opponents	60	100	58	147	0	365

## SCORING

	TD	R	P	R	PAT	FG	S	Pts.
Bakken	0	0	0	0	31/31	23/32	0	100
Anderson	13	10	3	0	0/0	0/0	0	78
Gray	7	0	7	0	0/0	0/0	0	42
Rashad	3	0	3	0	0/0	0/0	0	18
Shy	2	0	1	1	0/0	0/0	0	12
Metcalf	2	2	0	0	0/0	0/0	0	12
Smith	1	0	1	0	0/0	0/0	0	6
Gillette	1	0	1	0	0/0	0/0	0	6
McFarland	1	0	0	1	0/0	0/0	0	6
Otis	1	1	0	0	0/0	0/0	0	6
<b>Team</b>	<b>31</b>	<b>13</b>	<b>16</b>	<b>2</b>	<b>31/31</b>	<b>23/32</b>	<b>0</b>	<b>286</b>
<b>Opponents</b>	<b>39</b>	<b>16</b>	<b>23</b>	<b>3</b>	<b>41/42</b>	<b>23/34</b>	<b>0</b>	<b>365</b>

## PASSING

	Att.	Comp.	Yds.	Comp. %	Yds./Att.	TD	TD%	Int.	Int. %	Long	Sack/Lost	Rating
Hart	320	178	2,223	55.6	6.95	15	4.7	10	3.1	69t	22/168	80.1
Keithley	73	32	369	43.8	5.05	1	1.4	5	6.8	80t	5/41	36.0
Hammond	1	0	0	0.0	0	0	0.0	0	0.0	0/0	0/0	39.6
<b>Team</b>	<b>394</b>	<b>210</b>	<b>2,592</b>	<b>53.3</b>	<b>6.58</b>	<b>16</b>	<b>4.1</b>	<b>15</b>	<b>3.8</b>	<b>80t</b>	<b>27/209</b>	<b>71.8</b>
<b>Opponents</b>	<b>417</b>	<b>252</b>	<b>3,226</b>	<b>60.4</b>	<b>7.74</b>	<b>23</b>	<b>5.5</b>	<b>10</b>	<b>2.4</b>	<b>54</b>	<b>29/197</b>	<b>93.0</b>

## RUSHING

	No.	Yds.	Avg.	Long	TD
Anderson	167	679	4.1	54	10
Metcalf	148	628	4.2	50	2
Otis	55	235	4.3	19	1
Shy	16	66	4.1	7	0
Moss	14	41	2.9	13	0
Hammond	4	11	2.7	7	0
Keithley	8	29	3.6	18	0
Hart	3	-3	-1.0	0	0
Smith	1	-14	-14.0	0	0
<b>Team</b>	<b>416</b>	<b>1,671</b>	<b>4.0</b>	<b>54</b>	<b>13</b>
<b>Opponents</b>	<b>504</b>	<b>2,120</b>	<b>4.2</b>	<b>24</b>	<b>16</b>

## RECEIVING

	No.	Yds.	Avg.	Long	TD
Smith	41	600	14.6	42	1
Anderson	41	409	10.0	44	3
Metcalf	37	316	8.5	35	0
Rashad	30	409	13.6	65t	3
Gray	29	513	17.7	80t	7
Gillette	20	244	12.2	48t	1
Hammond	4	39	9.8	23	0
Shy	3	15	5.0	6	1
Otis	2	19	9.5	14	0
McFarland	2	10	5.0	7	0
Maynard	1	18	18.0	18	0
<b>Team</b>	<b>210</b>	<b>2,592</b>	<b>12.3</b>	<b>80t</b>	<b>16</b>
<b>Opponents</b>	<b>252</b>	<b>3,226</b>	<b>12.8</b>	<b>54</b>	<b>23</b>

## INTERCEPTIONS

	No.	Yds.	Avg.	Long	TD
Tolbert	2	34	17.0	26	0
Duren	2	13	6.5	13	0
Arneson	1	13	13.0	13	0
Rivers	1	11	11.0	11	0
Barnes	1	0	0.0	0	0
Detwiler	1	0	0.0	0	0
Stallings	1	0	0.0	0	0
Wehrli	1	0	0.0	0	0
<b>Team</b>	<b>10</b>	<b>71</b>	<b>7.1</b>	<b>26</b>	<b>0</b>
<b>Opponents</b>	<b>15</b>	<b>267</b>	<b>17.8</b>	<b>68t</b>	<b>2</b>

## PUNT RETURNS

	Ret.	FC	Yds.	Avg.	Long	TD
Wehrli	9	7	92	10.2	33	0
Hammond	11	2	80	7.3	51	0
Thompson	6	2	18	3.0	6	0
Belton	1	2	2	2.0	2	0
<b>Team</b>	<b>27</b>	<b>13</b>	<b>192</b>	<b>7.1</b>	<b>51</b>	<b>0</b>
<b>Opponents</b>	<b>23</b>	<b>21</b>	<b>186</b>	<b>8.1</b>	<b>46</b>	<b>0</b>

## KICKOFF RETURNS

	No.	Yds.	Avg.	Long	TD
Shy	16	445	27.8	97t	1
Hammond	12	314	26.2	46	0
Metcalf	4	124	36.3	48	0
Hayden	5	98	19.6	28	0
Belton	3	83	27.7	31	0
Moss	4	78	19.5	21	0
Gray	4	73	18.3	21	0
McFarland	3	57	19.0	19	0
Detwiler	3	55	18.3	20	0
Butz	1	23	23.0	23	0
Owens	1	19	19.0	19	0
Wehrli	2	0	0.0	0	0
<b>Team</b>	<b>58</b>	<b>1,369</b>	<b>23.6</b>	<b>97t</b>	<b>1</b>
<b>Opponents</b>	<b>57</b>	<b>1,350</b>	<b>23.7</b>	<b>97t</b>	<b>1</b>

## PUNTING

	No.	Yds.	Avg.	Long	Blk.
Keithley	66	2,478	37.5	55	1
<b>Team</b>	<b>66</b>	<b>2,478</b>	<b>37.5</b>	<b>55</b>	<b>1</b>
<b>Opponents</b>	<b>54</b>	<b>2,236</b>	<b>41.4</b>	<b>62</b>	<b>1</b>

## FIELD GOALS

	1-19	20-29	30-39	40-49	50+
Bakken	4-4	6-7	10-12	3-8	0-1
<b>Team</b>	<b>4-4</b>	<b>6-7</b>	<b>10-12</b>	<b>3-8</b>	<b>0-1</b>
<b>Opponents</b>	<b>10-10</b>	<b>6-8</b>	<b>6-7</b>	<b>1-6</b>	<b>1-3</b>

**Bakken:** (17G, 20G, 28N), (23G, 28G), (16G, 52N), (12G, 46N), (39G, 49N), (32G, 31G), ( ), (28G, 47N), ( ), (29G, 18G, 49N), (30G), (43G, 43G, 34G, 37N), (35G, 46G, 35G, 31G, 37G, 28G, 32B), (33G, 49N).

**Opponents:** (36G, 44G, 27G), (28G, 37G, 36N, 58N, 49N), (24G), (17G), (32G, 23G, 29N, 52N), (18G), (14G, 22G), (12G, 45N, 44N, 42N), (12G, 32G, 24G, 9G), (16G), ( ), (52G, 36G), (32G, 49N), (18G, 13G, 17G, 26N).

## USN STARTING LINEUP

Offense	Defense
<b>WR...</b> Ahmad Rashad	<b>LE.....</b> Dave Butz
<b>LT.....</b> Dan Dierdorf	<b>LT..John</b> Richardson
<b>LG.....</b> Tom Banks	Leo Brooks
<b>C.....</b> Wayne Mulligan	<b>RT.....</b> Bob Rowe
<b>RG.....</b> Conrad Dobler	<b>RE...Ron</b> Yankowski
<b>RT.....</b> Dan Dierdorf	<b>MLB...Larry</b> Stallings
Ernie McMillan	<b>LLB..Mark</b> Arneson
Roger Finnie	<b>RLB.....</b> Pete Barnes
<b>TE.....</b> Jackie Smith	<b>RCB..Dwayne</b> Crump
<b>WR.....</b> Mel Gray	Norm Thompson
Walker Gillette	<b>RCB...Roger</b> Wehrli
<b>QB.....</b> Jim Hart	<b>SS.....</b> Jim Tolbert
<b>FB.....</b> Jim Otis	<b>FS...Clarence</b> Duren
<b>RB..Donny</b> Anderson	Chuck Detwiler
<b>K.....</b> Jim Bakken	<b>P.....</b> Gary Keithley

## NOTES

Former San Diego State University Head Coach **Don Coryell**, with his fiery disposition and innovative offensive schemes, is named head coach ... he hires **Joe Gibbs** as running backs coach and **Jim Hanifan** as offensive line coach ... running back **Terry Metcalf** is drafted in third round ... **Jim Hart** is named starting quarterback ... despite 4-9-1 record, Card offense improves dramatically, boosting point output from 193 in 1972 to 286, and gains nearly 800 more total yards ... Cards complete only two of 10 passes at Atlanta Dec. 9 for single-game franchise low of nine yards as **Jim Bakken** kicks six field goals in 32-10 win.

## FINAL NFC EAST STANDINGS

Team	W	L	T	Pct.	Pts.	OP
Dallas	10	4	0	.714	382	203
Washington*	10	4	0	.714	325	198
Philadelphia	5	8	1	.393	310	393
St. Louis	4	9	1	.321	286	365
N.Y. Giants	2	11	1	.179	226	362

\*Wild card playoff qualifier

## 1974 (10-4)

### HEAD COACH DON CORYELL

Sept. 15	Philadelphia	W	7-3	40,322
Sept. 22	At Washington	W	17-10	53,381
Sept. 29	Cleveland	W	29-7	43,472
Oct. 6	At S.F.	W	34-9	48,675
Oct. 13	Dallas	W	31-28	49,885
Oct. 20	At Houston	W	31-27	26,371
Oct. 27	Washington	W	23-20	49,410
Nov. 3	At Dallas	L	14-17	64,146
Nov. 11	Minnesota	L	24-28	50,184
Nov. 17	At Philadelphia	W	13-3	61,982
Nov. 24	At N.Y. Giants	W	23-21	49,915
Dec. 1	Kansas City	L	13-17	41,863
Dec. 8	At New Orleans	L	0-14	57,152
Dec. 15	N.Y. Giants	W	26-14	47,414

285-218

Home: 5-2 (322,549). Away: 5-2 (361,622).

### NFC Divisional Playoff

Dec. 21 At Minnesota L 14-30 44,626

## TEAM STATISTICS

	Cards	Opp.
Total First Downs	247	249
Rushing	120	108
Passing	117	122
Penalty	10	19
Total Net Yards	4314	4251
Avg. Per Game	308.1	303.6
Total Plays	873	909
Avg. Per Play	4.9	4.7
Net Yards Rushing	1956	1888
Avg. Per Game	139.7	134.9
Total Rushes	466	461
Net Yards Passing	2358	2363
Avg. Per Game	168.4	168.8
Sacked/Yards Lost	16/134	35/218
Gross Yards	2,492	2,581
Att./Comp./Pct.	391/201/51.4	413/230/55.7
Had Intercepted	8	16
Punts/Average	81/38.7	85/39.2
Penalties/Yards	77/645	80/654
Fumbles/Lost	27/9	24/9
Touchdowns	36	29
Rushing	12	15
Passing	20	11
Returns	4	1

## SCORE BY PERIOD

	Q1	Q2	Q3	Q4	OT	Pts.
Team	56	80	100	49	0	285
Opponents	50	58	34	76	0	218

## SCORING

	TD	R	P	R	PAT	FG	S	Pts.
Bakken	0	0	0	0	30/3613/220	69		
Metcalf	8	6	1	1	0/0	0/0	0	48
Anderson	6	3	3	0	0/0	0/0	0	36
Gray	6	0	6	0	0/0	0/0	0	36
Thomas	5	0	5	0	0/0	0/0	0	30
Smith	3	0	3	0	0/0	0/0	0	18
Hart	2	2	0	0	0/0	0/0	0	12
Cain	1	0	1	0	0/0	0/0	0	6
Otis	1	1	0	0	0/0	0/0	0	6
Thompson	1	0	0	1	0/0	0/0	0	6
Wehrli	1	0	0	1	0/0	0/0	0	6
Willard	1	0	1	0	0/0	0/0	0	6
Yankowski	1	0	0	1	0/0	0/0	0	6
Team	36	12	20	4	30/3613/220	285		
Opponents	26	15	11	1	26/2710/14	218		

## PASSING

	Att.	Comp.	Yds.	Comp. %	Yds./Att.	TD	TD%	Int.	Int. %	Long	Sack/Lost	Rating
Hart	388	200	2,411	51.5	6.21	20	5.2	8	2.1	80t	16/134	79.5
Hammond	1	1	81	100.0	81.00	0	0.0	0	0.0	81	0/0	118.8
Metcalf	2	0	0	0	0.0	0	0.0	0	0.0	0	0/0	39.6
Team	391	201	2,492	51.4	6.37	20	5.2	8	2.1	81	16/134	80.1
Opponents	413	230	2,581	55.7	6.25	11	2.7	16	3.9	65	35/218	67.3

## RUSHING

	No.	Yds.	Avg.	Long	TD
Metcalf	152	718	4.7	75t	6
Otis	158	664	4.2	23	1
Anderson	90	316	3.5	16	3
Willard	40	175	4.4	12	0
Belton	12	49	4.1	10	0
Hart	10	21	2.1	16	2
Moss	4	13	3.3	5	0
Team	466	1,956	4.2	75t	12
Opponents	461	1,888	4.1	66t	15

## RECEIVING

	No.	Yds.	Avg.	Long	TD
Metcalf	50	377	7.5	22t	1
Gray	39	770	19.7	80t	6
Thomas	34	513	15.1	52t	5
Smith	25	413	16.5	81	3
Otis	19	109	5.7	13	0
Anderson	15	116	7.7	25	3
Cain	13	152	11.7	40t	1
Willard	4	28	7.0	17	1
Hammond	2	14	7.0	9	0
Team	201	2,492	12.4	81	20
Opponents	230	2,581	11.2	65	11

## INTERCEPTIONS

	No.	Yds.	Avg.	Long	TD
Thompson	6	190	31.7	56t	1
Wehrli	2	54	27.0	53t	1
Duren	2	29	14.5	20	0
Tolbert	2	22	11.0	22	0
Stallings	2	13	6.5	13	0
Reaves	1	54	54.0	54	0
Crump	1	10	10.0	10	0
Team	16	372	23.3	56t	2
Opponents	8	75	9.4	18	0

## PUNT RETURNS

	Ret.	FC	Yds.	Avg.	Long	TD
Metcalf	26	3	340	13.1	43	0
Hammond	17	1	125	7.4	21	0
Wehrli	4	1	39	9.8	32	0
Belton	4	0	8	2.0	6	0
Tolbert	1	0	0	0.0	0	0
Duren	0	3	0	0.0	0	0
Stringer	0	1	0	0.0	0	0
Team	52	9	512	9.8	43	0
Opponents	56	3	518	9.3	98t	1

## KICKOFF RETURNS

	No.	Yds.	Avg.	Long	TD
Metcalf	20	623	31.2	94t	1
Hammond	11	268	24.4	34	0
Moss	8	133	16.6	21	0
Belton	5	111	22.2	30	0
LeVeck	2	32	16.0	20	0
Reaves	1	22	22.0	22	0
Finnie	1	8	8.0	8	0
Cain	1	5	5.0	5	0
Crump	1	1	1.0	1	0
Team	50	1,203	24.1	94t	1
Opponents	54	1,203	22.3	67	0

## PUNTING

	No.	Yds.	Avg.	Long	Blk.
Roberts	81	3,131	38.7	57	0
Team	81	3,131	38.7	57	0
Opponents	85	3,329	39.2	69	0

## FIELD GOALS

	1-19	20-29	30-39	40-49	50+
Bakken	0-0	2-3	5-9	6-10	0-0
Team	0-0	2-3	5-9	6-10	0-0
Opponents	0-0	6-6	1-2	3-5	0-1

**Bakken:** (38N), (46G, 42N), (44G, 33N), (47G, 42G, 26B), (31G), (25G), (47G), ( ), (46G), (28G, 30G, 40N), (36G, 32G, 24B, 36G), ( ), (32N, 35N), (47N).

**Opponents:** (44G), (28G, 44N), (47N), (20G), ( ), (28G, 24G), (41G, 34G), (20G), ( ), (48G, 61N), (31N), (22G), ( ), ( ).

## USUAL STARTING LINEUP

Offense	Defense
LE ... Sonny Randle	LE Council Rudolph
WR ... Earl Thomas	LT ... Leo Brooks
LT ... Ernie McMillan	RT ... Bob Rowe
LG ... Bob Young	RE ... Ron Yankowski
... Roger Finnie	LLB ... Larry Stallings
C ... Tom Branahan	MLB ... Mark Arneson
RG ... Conrad Dobler	RLB ... Pete Barnes
RT ... Dan Dierdorf	LCB Norm Thompson
TE ... Jackie Smith	Jim Tolbert
WR ... Mel Gray	RCB ... Roger Wehrli
QB ... Jim Hart	SS ... Ken Reaves
FB ... Jim Otis	FS ... Clarence Duren
RB ... Terry Metcalf	P ... Hal Roberts
K ... Jim Bakken	

## NOTES

Cards win first seven games en route to 10-4 record ... six wins achieved by seven points or less ... capture NFC Eastern Division title on final day of the season with 26-14 win over N.Y. Giants at Busch Stadium Dec. 15 ... Cards lose 30-14 playoff contest at Minnesota Dec. 21, the team's first postseason appearance since 1948 ... quarterback **Jim Hart** is named **NFC** player-of-the-year, running back **Terry Metcalf** is runner-up to Hart in the poll, and **Don Coryell** is named consensus NFL coach-of-the-year ... offensive line allows NFL-low 16 quarterback sacks ... Hart tosses 20 touchdowns with just eight interceptions in 388 attempts ... Metcalf sets Card record with 2,058 combined yards, including a 4.7-yard rushing average with six touchdowns, 50 pass receptions, and kick-return figures of 31.2 yards on 20 kickoffs and 13.1 yards on 26 punts.

## FINAL NFC EAST

### STANDINGS

Team	W	L	T	Pct.	Pts.	OP
St. Louis	10	4	0	.714	285	218
Washington*	10	4	0	.714	320	196
Dallas	8	6	0	.571	297	235
Philadelphia	7	7	0	.500	242	217
N.Y. Giants	2	12	0	.143	195	299

\*Wild card playoff qualifier

## 1975 (11-3)

### HEAD COACH DON CORYELL

Sept. 21	Atlanta	W	23-20	42,172
Sept. 28	At Dallas (OT)	L	31-37	52,417
Oct. 5	N.Y. Giants	W	26-14	44,919
Oct. 13	At Washington	L	17-27	54,693
Oct. 19	Philadelphia	W	31-20	45,242
Oct. 25	At N.Y. Giants	W	20-13	49,598
Nov. 2	New England	W	24-17	45,907
Nov. 9	At Philadelphia	W	24-23	60,277
Nov. 16	Wash. (OT)	W	20-17	49,919
Nov. 23	At N.Y. Jets	W	37-6	53,169
Nov. 27	Buffalo	L	14-32	41,899
Dec. 7	Dallas	W	31-17	49,701
Dec. 14	At Chicago	W	34-20	35,052
Dec. 21	At Detroit	W	24-13	64,656

Home: 6-1 (319,759). Away: 5-2 (369,862).  
**NFC Divisional Playoff**

Dec. 27	At L.A. Rams	L	23-35	72,650
---------	--------------	---	-------	--------

## TEAM STATISTICS

	Cards	Opp.
<b>Total First Downs</b> .....	<b>276</b>	<b>284</b>
Rushing	131	118
Passing	128	142
Penalty	17	24
<b>Total Net Yards</b> .....	<b>4955</b>	<b>4595</b>
Avg. Per Game	353.9	328.2
Total Plays	918	957
Avg. Per Play	5.4	4.8
<b>Net Yards Rushing</b> .....	<b>2402</b>	<b>1925</b>
Avg. Per Game	171.6	137.5
Total Rushes	555	487
<b>Net Yards Passing</b> .....	<b>2553</b>	<b>2670</b>
Avg. Per Game	182.4	190.7
Sacked/Yards Lost	8/66	24/192
Gross Yards	2,619	2,862
Att./Comp./Pct.	355/187/52.7	446/233/52.2
Had Intercepted	20	22
<b>Punts/Average</b> .....	<b>64/37.7</b>	<b>67/40.1</b>
<b>Penalties/Yards</b> .....	<b>83/730</b>	<b>82/679</b>
<b>Fumbles/Lost</b> .....	<b>33/19</b>	<b>26/15</b>
<b>Touchdowns</b> .....	<b>43</b>	<b>34</b>
Rushing	19	16
Passing	20	16
Returns	4	2

## SCORE BY PERIOD

	Q1	Q2	Q3	Q4	OT	Pts.
Team	96	83	82	92	3	356
Opponents	38	61	79	92	6	276

## SCORING

	TD	R	P	R	PAT	FG	S	Pts.
Bakken	0	0	0	0	40/42	19/24	0	97
Metcalf	13	9	2	2	0/0	0/0	0	78
M Gray	11	0	11	0	0/0	0/0	0	66
Otis	6	5	1	0	0/0	0/0	0	36
Jones	3	2	1	0	0/0	0/0	0	18
Smith	2	0	2	0	0/0	0/0	0	12
Thomas	2	0	2	0	0/0	0/0	0	12
Cain	1	0	1	0	0/0	0/0	0	6
Crump	1	0	0	1	0/0	0/0	0	6
Hart	1	1	0	0	0/0	0/0	0	6
Latin	1	1	0	0	0/0	0/0	0	6
Moss	1	1	0	0	0/0	0/0	0	6
Thompson	1	0	0	1	0/0	0/0	0	6
Wehrli	0	0	0	0	1/1	0/0	1	0
<b>Team</b>	<b>43</b>	<b>19</b>	<b>20</b>	<b>4</b>	<b>41/43</b>	<b>19/24</b>	<b>0</b>	<b>356</b>
<b>Opponents</b>	<b>34</b>	<b>16</b>	<b>16</b>	<b>2</b>	<b>27/33</b>	<b>15/26</b>	<b>0</b>	<b>276</b>

## PASSING

	Att.	Comp.	Yds.	Comp. %	Yds./Att.	TD	TD%	Int.	Int. %	Long	Sack/Lost	Rating
Hart	345	182	2,507	52.8	7.27	19	5.5	19	5.5	80t	6/43	71.8
Shaw	8	4	61	50.0	7.63	0	0.0	1	12.5	21	1/14	36.0
Metcalf	2	1	51	50.0	25.50	1	50.0	0	0.0	51t	0/0	135.4
Bakken	0	0	0	0.0	0.00	0	0.0	0	0.0	0	1/9	0.0
<b>Team</b>	<b>355</b>	<b>187</b>	<b>2,619</b>	<b>52.7</b>	<b>7.38</b>	<b>20</b>	<b>5.6</b>	<b>20</b>	<b>5.6</b>	<b>80t</b>	<b>8/66</b>	<b>72.1</b>
<b>Opponents</b>	<b>446</b>	<b>233</b>	<b>2,862</b>	<b>52.2</b>	<b>6.42</b>	<b>16</b>	<b>3.6</b>	<b>22</b>	<b>4.9</b>	<b>48</b>	<b>24/192</b>	<b>63.9</b>

## SACKS

Rudolph 2.0, Rowe 2.0, Brooks 1.0, Duren 1.0, Reaves 1.0, Crump 1.0  
**Team 22.0, Opponents 17.0**

## RUSHING

	No.	Yds.	Avg.	Long	TD
Otis	269	1,076	4.0	30	5
Metcalf	165	816	4.9	52t	9
Jones	54	275	5.1	23	2
Latin	35	165	4.7	57t	1
Ashton	10	44	4.4	9	0
Hammond	3	13	4.3	6	0
Moss	4	12	3.0	5t	1
Hart	11	7	0.6	6	1
M. Gray	1	6	6.0	6	0
Shaw	3	-12	-4.0	-2	0
<b>Team</b>	<b>555</b>	<b>2,402</b>	<b>4.3</b>	<b>57t</b>	<b>19</b>
<b>Opponents</b>	<b>487</b>	<b>1,925</b>	<b>4.0</b>	<b>32t</b>	<b>16</b>

## RECEIVING

	No.	Yds.	Avg.	Long	TD
M. Gray	48	926	19.3	74t	11
Metcalf	43	378	8.8	30t	2
Thomas	21	375	17.9	80t	2
Jones	19	194	10.2	21	1
Harris	15	266	17.7	36	0
Smith	13	246	18.9	45	2
Cain	12	134	11.2	18	1
Otis	12	69	5.8	12	1
Latin	2	25	12.5	16	0
Hammond	2	6	3.0	10	0
<b>Team</b>	<b>187</b>	<b>2,619</b>	<b>14.0</b>	<b>80t</b>	<b>20</b>
<b>Opponents</b>	<b>233</b>	<b>2,862</b>	<b>12.3</b>	<b>48</b>	<b>16</b>

## INTERCEPTIONS

	No.	Yds.	Avg.	Long	TD
Thompson	7	141	20.1	61t	1
Wehrli	6	31	5.2	31	0
Reaves	3	7	2.3	9	0
Barnes	2	26	13.0	23	0
Duren	1	23	23.0	23	0
Rudolph	1	18	18.0	18	0
Arneson	1	6	6.0	6	0
Stallings	1	-3	-3.0	-3	0
<b>Team</b>	<b>22</b>	<b>249</b>	<b>11.3</b>	<b>61t</b>	<b>1</b>
<b>Opponents</b>	<b>20</b>	<b>216</b>	<b>10.8</b>	<b>38</b>	<b>0</b>

## PUNT RETURNS

	Ret.	FC	Yds.	Avg.	Long	TD
Metcalf	23	3	285	12.4	69t	1
Wehrli	9	2	70	7.8	30	0
M. Gray	7	1	53	7.6	27	0
Wehrli	1	0	2	2.0	2	0
<b>Team</b>	<b>40</b>	<b>6</b>	<b>410</b>	<b>10.3</b>	<b>69t</b>	<b>1</b>
<b>Opponents</b>	<b>34</b>	<b>7</b>	<b>329</b>	<b>9.7</b>	<b>43</b>	<b>0</b>

## KICKOFF RETURNS

	No.	Yds.	Avg.	Long	TD
Metcalf	35	960	27.4	93t	1
Hammond	13	254	19.5	29	0
Smith	1	25	25.0	25	0
Moss	1	21	21.0	21	0
T. Gray	1	20	20.0	20	0
Hartle	1	20	20.0	20	0
Jones	1	18	18.0	18	0
Wehrli	1	10	10.0	10	0
Reaves	1	9	9.0	9	0
<b>Team</b>	<b>55</b>	<b>1,337</b>	<b>24.3</b>	<b>93t</b>	<b>1</b>
<b>Opponents</b>	<b>71</b>	<b>1,609</b>	<b>22.7</b>	<b>97t</b>	<b>1</b>

## PUNTING

	No.	Yds.	Avg.	Long	Blk.
West	64	2,412	37.7	58	1
<b>Team</b>	<b>64</b>	<b>2,412</b>	<b>37.7</b>	<b>58</b>	<b>1</b>
<b>Opponents</b>	<b>67</b>	<b>2,688</b>	<b>40.1</b>	<b>59</b>	<b>0</b>

## FIELD GOALS

	1-19	20-29	30-39	40-49	50+
Bakken	0-0	10-11	5-7	4-6	0-0
<b>Team</b>	<b>0-0</b>	<b>10-11</b>	<b>5-7</b>	<b>4-6</b>	<b>0-0</b>
<b>Opponents</b>	<b>0-0</b>	<b>4-4</b>	<b>5-9</b>	<b>6-9</b>	<b>0-4</b>

**Bakken:** (22G, 39G, 25G), (28G), (48G, 28G), (47G), (24G), (37G, 40G), (21G, 44G), (30G), (20G, 37G, 29N, 32N), (31G), (48N), (27G), (40G, 29G), (24G, 32B).  
**Opponents:** (19N), (40G, 46N), ( ), (47G, 34G, 56N), (45G, 40G, 45N), (36N), (32G), (37G, 27G, 25G), (42G, 52N), (47G, 27G, 53N), (30G, 33G, 47B), (23G), (51N), (37B).

## USUAL STARTING LINEUP

Offense	Defense
<b>WR</b> .....Ike Harris	<b>LE</b> .....Bob Bell
<b>LT</b> .....Roger Finnie	<b>LT</b> .....Charlie Davis
<b>LG</b> .....Bob Young	<b>RT</b> .....Bob Rowe
<b>C</b> .....Tom Banks	<b>RE</b> .....Ron Yankowski
<b>RG</b> .....Conrad Dobler	<b>LLB</b> .....Larry Stallings
<b>RT</b> .....Dan Dierdorf	<b>MLB</b> .....Mark Arneson
<b>TE</b> .....Jackie Smith	<b>RLB</b> .....Pete Barnes
	<b>LCB</b> .....Norm Thompson
<b>WR</b> .....Mel Gray	<b>RCB</b> .....Roger Wehrli
<b>QB</b> .....Jim Hart	<b>SS</b> .....Ken Reaves
<b>FB</b> .....Jim Otis	<b>FS</b> .....Clarence Duren
<b>RB</b> .....Terry Metcalf	<b>P</b> .....Jeff West
<b>K</b> .....Jim Bakken	

## NOTES

Led by Pro Bowl offensive linemen **Dan Dierdorf**, **Conrad Dobler**, and **Tom Banks**, Cards win a second consecutive NFC Eastern Division title with an 11-3 mark, a franchise best since an 11-1 record by the 1948 team ... fullback **Jim Otis** leads the NFC in rushing with 1,076 yards, running back/kick returner **Terry Metcalf**—a consensus NFL most valuable player—sets league record with 2,462 combined yards, and quarterback **Jim Hart** performs behind an offensive line that ties an NFL record by allowing just eight quarterback sacks ... wide receiver **Mel Gray** catches controversial touchdown pass from Hart with 25 seconds left in regulation, known as the "Phantom Catch," to send game into overtime as Cards win 20-17 over Washington ... Cards travel to Los Angeles to face Rams in playoff contest and lose 35-23 after trailing 28-9 at halftime ... seven offensive players go to the Pro Bowl (Dierdorf, Dobler, Banks, Hart, Metcalf, Gray, and Otis).

## FINAL NFC EAST STANDINGS

Team	W	L	T	Pct.	Pts.	OP
St. Louis	11	3	0	.786	356	276
Dallas*	10	4	0	.714	350	268
Washington	8	6	0	.571	325	276
N.Y. Giants	5	9	0	.357	216	306
Philadelphia	4	10	0	.286	225	302

\*Wild card playoff qualifier



## 1976 (10-4)

### HEAD COACH DON COREYLL

Sept. 12	At Seattle	W	30-24	58,441
Sept. 19	Green Bay	W	29-0	48,842
Sept. 26	At San Diego	L	24-43	40,212
Oct. 3	N.Y. Giants	W	27-21	48,039
Oct. 10	Phila.	W	33-14	44,933
Oct. 17	Dallas	W	21-17	50,317
Oct. 25	At Wash.	L	10-20	48,325
Oct. 31	S.F. (OT)	W	23-20	50,365
Nov. 7	At Phila.	W	17-14	60,760
Nov. 14	At L.A.	W	30-28	64,698
Nov. 21	Washington	L	10-16	49,833
Nov. 25	At Dallas	L	14-19	62,498
Dec. 4	Baltimore	W	24-17	48,282
Dec. 12	At N.Y. Giants	W	17-14	60,553

309-267

Home: 6-1 (340,611). Away: 4-3 (395,487).

### TEAM STATISTICS

	Cards	Opp.
<b>Total First Downs</b> .....	<b>307</b>	<b>239</b>
Rushing	140	111
Passing	142	105
Penalty	25	23
<b>Total Net Yards</b> .....	<b>5136</b>	<b>4089</b>
Avg. Per Game	366.9	292.1
Total Plays	989	864
Avg. Per Play	5.2	4.7
<b>Net Yards Rushing</b> .....	<b>2301</b>	<b>1979</b>
Avg. Per Game	164.4	141.4
Total Rushes	580	491
<b>Net Yards Passing</b> .....	<b>2835</b>	<b>2110</b>
Avg. Per Game	202.5	150.7
Sacked/Yards Lost	17/132	31/248
Gross Yards	2,967	2,358
Att./Comp./Pct.	392/220/56.1	342/176/51.5
Had Intercepted	13	19
<b>Punts/Average</b> .....	<b>66/35.3</b>	<b>71/38.8</b>
<b>Net Punting Average</b> .....	<b>27.1</b>	<b>31.3</b>
<b>Penalties/Yards</b> .....	<b>84/683</b>	<b>83/698</b>
<b>Fumbles/Lost</b> .....	<b>44/24</b>	<b>32/20</b>
<b>Touchdowns</b> .....	<b>36</b>	<b>34</b>
Rushing	17	19
Passing	18	13
Returns	1	2

### SCORE BY PERIOD

	Q1	Q2	Q3	Q4	OT	Pts.
Team	60	80	75	91	3	309
Opponents	67	70	38	92	0	267

### SCORING

	TD	R	P	R	PAT	FG	S	Pts.
Bakken	0	0	0	0	33/35	20/27	0	93
Jones	9	8	1	0	0/0	0/0	0	54
Metcalf	7	3	4	0	0/0	0/0	0	42
Gray	5	0	5	0	0/0	0/0	0	30
Cain	5	0	5	0	0/0	0/0	0	30
Morris	4	3	1	0	0/0	0/0	0	24
Otis	2	2	0	0	0/0	0/0	0	12
Latin	1	1	0	0	0/0	0/0	0	6
Harris	1	0	1	0	0/0	0/0	0	6
Tilley	1	0	1	0	0/0	0/0	0	6
Sensibaugh	1	0	0	1	0/0	0/0	0	6
<b>Team</b>	<b>36</b>	<b>17</b>	<b>18</b>	<b>1</b>	<b>33/35</b>	<b>20/27</b>	<b>0</b>	<b>309</b>
<b>Opponents</b>	<b>34</b>	<b>19</b>	<b>13</b>	<b>2</b>	<b>31/34</b>	<b>10/20</b>	<b>0</b>	<b>267</b>

### PASSING

	Att.	Comp.	Yds.	Comp. %	Yds./Att.	TD	TD%	Int.	Int. %	Long	Sack/Lost	Rating
Hart	388	218	2,946	56.2	7.59	18	4.6	13	3.4	77/1	17/132	81.7
Donckers	1	1	16	100.0	16.00	0	0.0	0	0.0	16	0/0	119.0
Wyche	1	1	5	100.0	5.00	0	0.0	0	0.0	5	0/0	87.5
Metcalf	1	0	0	0.0	0.00	0	0.0	0	0.0	0	0/0	39.6
Wehrli	1	0	0	0.0	0.00	0	0.0	0	0.0	0	0/0	39.6
<b>Team</b>	<b>392</b>	<b>220</b>	<b>2,967</b>	<b>56.1</b>	<b>7.57</b>	<b>18</b>	<b>4.6</b>	<b>13</b>	<b>3.3</b>	<b>77/1</b>	<b>17/132</b>	<b>82.0</b>
<b>Opponents</b>	<b>342</b>	<b>176</b>	<b>2,358</b>	<b>51.5</b>	<b>6.89</b>	<b>13</b>	<b>3.8</b>	<b>19</b>	<b>5.6</b>	<b>72/1</b>	<b>31/248</b>	<b>63.1</b>

### SACKS

Zook 7.0, Bell 7.0, Dawson 2.0, Arneson 2.0, Kearney 1.0, Yankowski 1.0, White 1.0, Upshaw 1.0.  
Team 22.0, Opponents 17.0

### RUSHING

	No.	Yds.	Avg.	Long	TD
Otis	233	891	3.8	23	2
Metcalf	134	537	4.0	36	3
Jones	113	451	4.0	19	8
Morris	64	292	4.6	27	3
Latin	25	115	4.6	26	0
Wehrli	2	8	4.0	8	0
Hart	8	7	0.9	10	0
Joyce	1	0	0.0	0	0
<b>Team</b>	<b>580</b>	<b>2,301</b>	<b>4.0</b>	<b>36</b>	<b>17</b>
<b>Opponents</b>	<b>491</b>	<b>1,979</b>	<b>4.0</b>	<b>26</b>	<b>19</b>

### RECEIVING

	No.	Yds.	Avg.	Long	TD
Harris	52	782	15.0	40	1
Gray	36	686	19.1	77/1	5
Metcalf	33	388	11.8	48/1	4
Jones	29	152	5.2	15	1
Tilley	26	407	13.7	45	1
Cain	26	400	15.4	34	5
Morris	8	75	9.4	19	1
Latin	4	35	8.8	15	0
Smith	3	22	7.3	16	0
Otis	2	15	7.5	8	0
Hammond	1	5	5.0	5	0
<b>Team</b>	<b>220</b>	<b>2,967</b>	<b>13.5</b>	<b>77/1</b>	<b>18</b>
<b>Opponents</b>	<b>176</b>	<b>2,358</b>	<b>13.4</b>	<b>72/1</b>	<b>13</b>

### INTERCEPTIONS

	No.	Yds.	Avg.	Long	TD
Thompson	4	83	20.8	38	0
Sensibaugh	4	60	15.0	35/1	1
Wehrli	4	31	7.8	26	0
Reaves	2	41	20.5	25	0
White	2	20	10.0	16	0
Duren	1	8	8.0	8	0
Arneson	1	0	0.0	0	0
Kearney	1	0	0.0	0	0
<b>Team</b>	<b>19</b>	<b>243</b>	<b>12.8</b>	<b>38</b>	<b>1</b>
<b>Opponents</b>	<b>13</b>	<b>134</b>	<b>10.3</b>	<b>25</b>	<b>0</b>

### PUNT RETURNS

	Ret.	FC	Yds.	Avg.	Long	TD
Metcalf	17	1	188	11.1	39	0
Tilley	15	0	146	9.7	17	0
Hammond	3	0	16	5.3	8	0
Nellis	1	0	0	0.0	0	0
<b>Team</b>	<b>36</b>	<b>1</b>	<b>350</b>	<b>9.7</b>	<b>39</b>	<b>0</b>
<b>Opponents</b>	<b>33</b>	<b>3</b>	<b>304</b>	<b>9.2</b>	<b>71</b>	<b>1</b>

### KICKOFF RETURNS

	No.	Yds.	Avg.	Long	TD
Latin	16	357	22.3	39	0
Metcalf	16	325	20.3	33	0
Morris	9	181	20.1	34	0
Smith	3	63	21.0	35	0
Crump	3	57	19.0	30	0
Hammond	2	36	18.0	21	0
Nelson	1	43	43.0	43	0
McGraw	1	13	13.0	13	0
Okoniewski	1	12	12.0	12	0
Oates	1	12	12.0	12	0
Severson	1	3	3.0	3	0
<b>Team</b>	<b>54</b>	<b>1,102</b>	<b>20.4</b>	<b>43</b>	<b>0</b>
<b>Opponents</b>	<b>66</b>	<b>1,623</b>	<b>24.6</b>	<b>90/1</b>	<b>1</b>

### PUNTING

	No.	Yds.	Avg.	TB	In20	Lg	Blk.
Joyce	64	2,331	36.4	12	12	54	0
<b>Team</b>	<b>66</b>	<b>2,331</b>	<b>35.3</b>	<b>12</b>	<b>12</b>	<b>54</b>	<b>0</b>
<b>Opponents</b>	<b>71</b>	<b>2,754</b>	<b>38.8</b>	<b>9</b>	<b>25</b>	<b>60</b>	<b>0</b>

### FIELD GOALS

	1-19	20-29	30-39	40-49	50+
Bakken	0-0	10-11	6-8	4-8	0-0
<b>Team</b>	<b>0-0</b>	<b>10-11</b>	<b>6-8</b>	<b>4-8</b>	<b>0-0</b>
<b>Opponents</b>	<b>0-0</b>	<b>3-6</b>	<b>4-7</b>	<b>3-7</b>	<b>0-0</b>
<b>Bakken:</b> (28G, 46N, 22G, 26G), (28G, 41G, 32G, 30G, 26G, 47N), (32G, 22N), (22G, 34G), (47N), ( ), (32G), (21G), (20G, 29N, 29N), (40G, 32G, 25G), (40G, 34N), ( ), (22G), (43G).					
<b>Opponents:</b> (27G), ( ), (48N, 39G), ( ), ( ), (35G), (34G, 33G, 33N, 27N), (40N, 23N), ( ), ( ), (26G, 49G, 44G, 49N, 23N), (42G, 41N), (22G), (30B, 34N).					

### USUAL STARTING LINEUP

Offense	Defense
WR ..... Ike Harris	LE ..... John Zook
LT ..... Roger Finnie	LT ..... Charlie Davis
LG ..... Bob Young	RT ..... Mike Dawson
C ..... Tom Banks	RE ..... Bob Bell
RG ..... Conrad Dobler	..... Ron Yankowski
RT ..... Dan Dierdorf	LLB ..... Larry Stallings
TE ..... J.V. Cain	MLB ..... Tim Kearney
WR ..... Mel Gray	RLB ..... Mark Arneson
QB ..... Jim Hart	LCB ..... Norm Thompson
RB ..... Terry Metcalf	RCB ..... Roger Wehrli
FB ..... Jim Otis	SS ..... Ken Reaves
K ..... Jim Bakken	FS ..... Mike Sensibaugh
	P ..... Terry Joyce

### NOTES

Despite 10-4 record (6-1 at home), Cards lose tie-breaker with Washington and fail to qualify for playoffs ... Cards defeat N.Y. Giants to stay alive in playoff race, needing the division-leading Cowboys to defeat Washington at Dallas later that day ... but the Redskins win 27-14 and Cards became first team in seven-year history of the NFC to go 10-4 and not gain a post-season berth ... eight Card victories by seven points or less earn "Cardiac Cards" moniker ... Cardinals and Chargers play preseason game in Tokyo, Japan, the first NFL game played outside North America ... Cards set NFL record with eight lost fumbles at Washington Oct. 25.

### FINAL NFC EAST

#### STANDINGS

Team	W	L	T	Pct.	Pts.	OP
Dallas	11	3	0	.786	296	194
Washington*	10	4	0	.714	291	217
St. Louis	10	4	0	.714	309	267
Philadelphia	4	10	0	.286	165	286
N.Y. Giants	3	11	0	.214	170	250

\*Wild card playoff qualifier

## 1977 (7-7)

### HEAD COACH DON CORYELL

Sept. 18	At Denver	L	0-7	75,002
Sept. 25	Chicago	W	16-13	49,878
Oct. 2	At Wash.	L	14-24	55,031
Oct. 9	Dallas	L	24-30	50,129
Oct. 16	At Phila.	W	21-17	64,535
Oct. 23	New Orleans	W	49-31	48,417
Oct. 31	N.Y. Giants	W	28-0	50,323
Nov. 6	At Minnesota	W	27-7	47,066
Nov. 14	At Dallas	W	24-17	63,038
Nov. 20	Philadelphia	W	21-16	48,768
Nov. 24	Miami	L	14-55	50,269
Dec. 4	At N.Y. Giants	L	7-27	71,826
Dec. 10	Washington	L	20-26	36,067
Dec. 18	At Tampa Bay	L	7-17	56,922
			272-287	

Home: 4-3 (333,851). Away: 3-4 (433,420).

### TEAM STATISTICS

	Cards	Opp.
<b>Total First Downs</b>	<b>247</b>	<b>258</b>
Rushing	114	122
Passing	117	120
Penalty	16	16
<b>Total Net Yards</b>	<b>4532</b>	<b>4504</b>
Avg. Per Game	323.7	321.7
Total Plays	887	915
Avg. Per Play	5.1	4.9
<b>Net Yards Rushing</b>	<b>2042</b>	<b>2237</b>
Avg. Per Game	145.9	159.7
Total Rushes	507	514
<b>Net Yards Passing</b>	<b>2490</b>	<b>2267</b>
Avg. Per Game	177.9	161.9
Sacked/Yards Lost	15/109	25/209
Gross Yards	2,608	2,476
Att./Comp./Pct.	366/195/53.3	375/198/52.8
Had Intercepted	21	19
<b>Punts/Average</b>	<b>71/36.7</b>	<b>72.39.5</b>
<b>Penalties/Yards</b>	<b>98/835</b>	<b>83/812</b>
<b>Fumbles/Lost</b>	<b>30/16</b>	<b>19/12</b>
<b>Touchdowns</b>	<b>36</b>	<b>34</b>
Rushing	19	11
Passing	14	22
Returns	3	1

### SCORE BY PERIOD

	Q1	Q2	Q3	Q4	OT	Pts.
Team	44	89	55	84	0	272
Opponents	54	81	73	79	0	287

### SCORING

	TD	R	P	R	PAT	FG	S	Pts.
Morris	9	8	1	0	0/0	0/0	0	54
Metcalf	6	4	2	0	0/0	0/0	0	36
Gray	5	0	5	0	0/0	0/0	0	30
Harris	3	0	3	0	0/0	0/0	0	18
Jones	3	3	0	0	0/0	0/0	0	18
Cain	2	0	2	0	0/0	0/0	0	12
Latin	2	2	0	0	0/0	0/0	0	12
Otis	2	2	0	0	0/0	0/0	0	12
Davis	1	0	0	1	0/0	0/0	0	6
Dobler	1	0	0	1	0/0	0/0	0	6
Sensibaugh	1	0	0	1	0/0	0/0	0	6
Smith	1	0	1	0	0/0	0/0	0	6
Bakken	0	0	0	0	0	35/36	7/16	56
<b>Team</b>	<b>36</b>	<b>19</b>	<b>14</b>	<b>3</b>	<b>35/36</b>	<b>7/16</b>	<b>0</b>	<b>272</b>
<b>Opponents</b>	<b>33</b>	<b>11</b>	<b>22</b>	<b>1</b>	<b>32/34</b>	<b>17/23</b>	<b>0</b>	<b>287</b>

### PASSING

	Att.	Comp.	Yds.	Comp. %	Yds./Att.	TD	TD%	Int.	Int. %	Long	Sack/Lost	Rating
Hart	355	186	2,542	.524	7.16	13	3.7	20	5.6	69	13/89	64.5
Donckers	5	5	38	1.000	7.60	0	0.0	0	0.0	16	1/11	98.3
Metcalf	5	3	27	.600	5.40	1	2.0	1	2.0	11	1/9	74.6
Joyce	1	1	1	1.000	1.00	0	0.0	0	0.0	1	0/0	79.2
<b>Team</b>	<b>366</b>	<b>195</b>	<b>2,608</b>	<b>.533</b>	<b>7.13</b>	<b>14</b>	<b>3.8</b>	<b>21</b>	<b>5.8</b>	<b>69</b>	<b>15/109</b>	<b>64.6</b>
<b>Opponents</b>	<b>375</b>	<b>198</b>	<b>2,476</b>	<b>.528</b>	<b>6.60</b>	<b>22</b>	<b>5.9</b>	<b>19</b>	<b>5.1</b>	<b>64</b>	<b>25/209</b>	<b>72.6</b>

### SACKS

Dawson, 8.5, Davis, 6.0, Zook 4.5, Yankowski 4.0, Severson 2.0, Arneson 2.0, Bell 1.0, Bradley 1.0, Matheson 1.0.  
**Team 30.0, Opponents 15.0**

### RUSHING

	No.	Yds.	Avg.	Long	TD
Metcalf	149	739	5.0	62	4
Morris	165	661	4.0	35	8
Otis	99	334	3.4	25	2
Latin	56	208	3.7	17	2
Jones	24	77	3.2	18	3
Hart	11	18	1.6	13	0
Wehrli	1	19	19.0	19	0
Gray	1	-1	-1.0	-1	0
Joyce	1	-13	-13.0	-13	0
<b>Team</b>	<b>507</b>	<b>2,042</b>	<b>4.0</b>	<b>62</b>	<b>19</b>
<b>Opponents</b>	<b>514</b>	<b>2,237</b>	<b>4.4</b>	<b>62</b>	<b>11</b>

### RECEIVING

	No.	Yds.	Avg.	Long	TD
Harris	40	547	13.7	38	3
Gray	38	782	20.6	69	5
Metcalf	34	403	11.9	68	2
Cain	25	328	13.1	38	2
Morris	23	222	9.7	34	1
Jones	12	66	5.5	16	0
Latin	9	89	9.9	20	0
Tilley	6	64	10.7	31	0
Smith	5	49	9.8	13	1
Otis	2	18	9.0	9	0
Stone	1	40	40.0	40	0
<b>Team</b>	<b>195</b>	<b>2,608</b>	<b>13.4</b>	<b>69</b>	<b>14</b>
<b>Opponents</b>	<b>198</b>	<b>2,476</b>	<b>12.5</b>	<b>64</b>	<b>22</b>

### INTERCEPTIONS

	No.	Yds.	Avg.	Long	TD
Wehrli	5	44	8.8	41	0
Nelson	4	37	9.3	26	0
Sensibaugh	3	110	36.7	79	1
Reaves	2	17	8.5	10	0
Arneson	2	23	11.5	15	0
Allen	1	22	22.0	22	0
Severson	1	0	0.0	0	0
Kellum	1	14	14.0	14	0
<b>Team</b>	<b>19</b>	<b>267</b>	<b>14.1</b>	<b>79</b>	<b>1</b>
<b>Opponents</b>	<b>21</b>	<b>183</b>	<b>8.7</b>	<b>54</b>	<b>1</b>

### PUNT RETURNS

	Ret.	FC	Yds.	Avg.	Long	TD
Metcalf	14	0	108	7.7	23	0
Tilley	13	4	111	8.5	21	0
Bradley	11	0	77	7.0	14	0
Nelson	1	0	4	4.0	4	0
Severson	1	0	0	0.0	0	0
<b>Team</b>	<b>40</b>	<b>4</b>	<b>300</b>	<b>7.5</b>	<b>23</b>	<b>0</b>
<b>Opponents</b>	<b>33</b>	<b>11</b>	<b>157</b>	<b>4.8</b>	<b>24</b>	<b>0</b>

### KICKOFF RETURNS

	No.	Yds.	Avg.	Long	TD
Metcalf	32	772	24.1	51	0
Jones	8	132	16.5	25	0
Nelson	3	68	22.7	36	0
Latin	3	79	26.3	33	0
Morris	2	39	19.5	22	0
Smith	2	25	12.5	15	0
Others	9	156	17.3	28	0
<b>Team</b>	<b>59</b>	<b>1,271</b>	<b>21.5</b>	<b>51</b>	<b>0</b>
<b>Opponents</b>	<b>55</b>	<b>1,104</b>	<b>20.1</b>	<b>35</b>	<b>0</b>

### PUNTING

	No.	Yds.	Avg.	TB	Int	0-10	10-20	20-30	30-39	40-49	50+
Joyce	22	851	38.7	2	5	58	0	0	0	0	0
Carrell	49	1,757	35.9	4	11	53	0	0	0	0	0
<b>Team</b>	<b>71</b>	<b>2,608</b>	<b>36.7</b>	<b>6</b>	<b>16</b>	<b>58</b>	<b>0</b>	<b>0</b>	<b>0</b>	<b>0</b>	<b>0</b>
<b>Opponents</b>	<b>72</b>	<b>2,843</b>	<b>39.5</b>	<b>4</b>	<b>14</b>	<b>63</b>	<b>0</b>	<b>0</b>	<b>0</b>	<b>0</b>	<b>0</b>

### FIELD GOALS

	1-9	10-19	20-29	30-39	40-49	50+
Bakken	0-0	2-2	3-5	2-8	0-1	0-1
<b>Team</b>	<b>0-0</b>	<b>2-2</b>	<b>3-5</b>	<b>2-8</b>	<b>0-1</b>	<b>0-1</b>
<b>Opponents</b>	<b>0-0</b>	<b>9-11</b>	<b>3-5</b>	<b>5-9</b>	<b>0-1</b>	<b>0-1</b>

**Bakken:** (42N, 47B, 43N, 34B), (49G, 36G, 41G), (45B), (32G), (50N), (30B), ( ), ( ), (26G), (48N, 45N), ( ), ( ), (32G, 27G), ( ).  
**Opponents:** (40N), (23G, 29G), (47N, 41G), (29G, 40G, 44G, 46N), (28G), (51N, 22G), (48N), (27G, 28G), (21G), (36N, 32G), (46N), (20G, 37G), (40G, 23G, 37G, 42G), (23G).

### USUAL STARTING LINEUP

Offense	Defense
<b>WR</b> .....Ike Harris	<b>LE</b> .....John Zook
<b>LT</b> .....Roger Finnie	<b>LT</b> .....Charlie Davis
<b>LG</b> .....Bob Young	<b>RT</b> .....Mike Dawson
<b>C</b> .....Tom Banks	<b>RE</b> .....Bob Lee
<b>RG</b> .....Conrad Dobler	Ron Yankowski
<b>TE</b> .....Dan Dierdorf	LLB.....Larry Stallings
<b>RT</b> .....J.V. Cain	<b>MLB</b> .....Tim Kearney
<b>WR</b> .....Mel Gray	<b>RLB</b> .....Mark Arneson
<b>QB</b> .....Jim Hart	<b>LCB</b> .....Norm Thompson
<b>RB</b> .....Terry Metcalf	<b>RCB</b> .....Roger Wehrli
<b>FB</b> .....Jim Otis	<b>SS</b> .....Ken Reaves
<b>K</b> .....Jim Bakken	<b>FS</b> .....Mike Sensibaugh
	P.....Terry Joyce

### NOTES

Though saddled with a 1-3 start, Head Coach **Don Coryell** rallies his troops to six consecutive victories and a 7-3 record entering the final stretch of the season ... four losses, however, drop the Cards to 7-7 and Coryell abandons the Midwest to join the San Diego Chargers ... **QB Jim Hart** sets club mark with 12 consecutive pass completions vs. Chicago Sept. 25 ... **FB Wayne Morris** rushes for 182 yards on 27 carries on Nov. 6 at Minnesota, the fourth-highest single-game effort in team history ... Cards deal 8-0 Dallas its first defeat of the season, a 24-17 decision in Texas Stadium before a "Monday Night Football" audience Nov. 14 ... Miami quarterback **Bob Griese** ties Card opponent mark with six touchdown passes in 55-14 Dolphin win Nov. 24.

### FINAL NFC EAST

#### STANDINGS

Team	W	L	T	Pct.	Pts.	OP
Dallas#	12	2	0	.857	345	212
Washington	9	5	0	.643	196	189
St. Louis	7	7	0	.500	272	287
Philadelphia	5	9	0	.357	220	207
N.Y. Giants	5	9	0	.357	181	265

#Top NFC playoff seed









## 1981 (7-9)

### HEAD COACH JIM HANIFAN

Sept. 6	Miami	L	7-20	50,351
Sept. 13	At Dallas	L	17-30	63,602
Sept. 20	Washington	W	40-30	50,182
Sept. 27	At Tampa Bay	L	10-30	65,850
Oct. 4	Dallas	W	20-17	49,777
Oct. 11	At N.Y. Giants	L	14-34	67,128
Oct. 18	At Atlanta	L	20-41	51,428
Oct. 25	Minnesota	W	30-17	48,039
Nov. 1	At Washington	L	21-42	50,643
Nov. 8	Philadelphia	L	10-52	48,421
Nov. 15	Buffalo	W	24-0	46,214
Nov. 22	At Baltimore	W	35-24	24,784
Nov. 29	At New England	W	27-20	39,946
Dec. 6	New Orleans	W	30-3	46,923
Dec. 13	N.Y. Giants	L	10-20	47,358
Dec. 20	At Philadelphia	L	0-38	56,656

## SACKS

Greer 12.2, Baker 5.0, R. Brown 3.5, Mays 2.5, Nelson 2.0, Dawson 2.0, Favron 1.0, Pollard 1.0, Radford 1.0, Junior 1.0.  
**Team 48.0, Opponents 32.0**

## RUSHING

	No.	Yds.	Avg.	Long	TD
Anderson	328	1,376	4.2	28	9
Morris	111	415	3.7	14	5
Mitchell	31	175	5.6	43	0
Lomax	19	104	5.5	22	2
R. Green	3	60	20.0	44	1
T. Brown	15	52	3.5	11	2
Love	3	11	3.7	4	0
Stief	1	8	8.0	8	0
Harrell	5	6	1.2	4	1
Gray	1	4	4.0	4	0
Hart	2	2	1.0	4	0
Birdsong	1	-2	-2	-2	0
<b>Team</b>	<b>519</b>	<b>2,213</b>	<b>4.3</b>	<b>44</b>	<b>20</b>
<b>Opponents</b>	<b>509</b>	<b>2,428</b>	<b>4.8</b>	<b>46</b>	<b>20</b>

## RECEIVING

	No.	Yds.	Avg.	Long	TD
Tilley	66	1,040	15.7	75	3
Anderson	51	387	7.6	27	0
R. Green	33	708	21.4	60	4
Gray	27	310	11.5	41	2
Morris	19	165	8.7	21	0
Harrell	14	131	9.4	62	1
LaFleur	14	190	13.6	27	2
Mitchell	6	35	5.8	16	1
Marsh	6	80	13.3	20	1
Stief	5	77	15.4	29	1
Combs	5	54	10.8	13	0
T. Brown	4	60	20.0	28	0
Floyd	3	32	14.0	16	0
<b>Team</b>	<b>253</b>	<b>3,269</b>	<b>12.9</b>	<b>75</b>	<b>15</b>
<b>Opponents</b>	<b>282</b>	<b>3,547</b>	<b>12.6</b>	<b>79</b>	<b>29</b>

## INTERCEPTIONS

	No.	Yds.	Avg.	Long	TD
K. Greene	7	111	15.8	47	0
Wehrli	4	8	2.0	6	0
R. Green	3	44	14.7	29	0
Favron	1	42	42.0	42	0
Collier	1	17	17.0	17	0
Ahrens	1	14	14.0	14	1
Junior	1	5	5.0	5	0
Williams	1	17	17.0	17	0
Griffin	1	4	5.0	4	0
Johnson	1	19	19.0	19	0
<b>Team</b>	<b>21</b>	<b>281</b>	<b>13.4</b>	<b>47</b>	<b>1</b>
<b>Opponents</b>	<b>24</b>	<b>312</b>	<b>13.0</b>	<b>54</b>	<b>0</b>

## PUNT RETURNS

	Ret.	FC	Yds.	Avg.	Long	TD
Mitchell	42	0	445	10.6	50	1
Harrell	1	1	8	8.0	8	0
K. Greene	0	1	0	0.0	0	0
<b>Team</b>	<b>43</b>	<b>2</b>	<b>453</b>	<b>10.5</b>	<b>50</b>	<b>1</b>
<b>Opponents</b>	<b>37</b>	<b>10</b>	<b>276</b>	<b>7.4</b>	<b>40</b>	<b>0</b>

## KICKOFF RETURNS

	No.	Yds.	Avg.	Long	TD
Mitchell	55	1,292	23.5	67	0
R. Greene	8	135	16.9	28	0
Harrell	7	118	16.8	29	0
Love	3	46	15.3	25	0
Griffin	2	34	17.0	26	0
<b>Team</b>	<b>75</b>	<b>1,625</b>	<b>21.7</b>	<b>67</b>	<b>0</b>
<b>Opponents</b>	<b>55</b>	<b>1,163</b>	<b>21.1</b>	<b>84</b>	<b>0</b>

## PUNTING

	No.	Yds.	Avg.	TB	In20	Lg	Bk.
Birdsong	69	2,883	41.8	8	19	75	0
<b>Team</b>	<b>69</b>	<b>2,883</b>	<b>41.8</b>	<b>8</b>	<b>19</b>	<b>75</b>	<b>0</b>
<b>Opponents</b>	<b>69</b>	<b>2,852</b>	<b>41.3</b>	<b>6</b>	<b>12</b>	<b>52</b>	<b>0</b>

## FIELD GOALS

	1-19	20-29	30-39	40-49	50+
O' Donoghue	2-2	8-8	4-6	5-11	0-5
<b>Team</b>	<b>2-2</b>	<b>8-8</b>	<b>4-6</b>	<b>5-11</b>	<b>0-5</b>
<b>Opponents</b>	<b>0-0</b>	<b>0-0</b>	<b>8-8</b>	<b>6-8</b>	<b>6-10</b>

O' Donoghue: ( ), (44N, 24G), (24G, 47G), (20G, 52N), (19G, 37G), (61N), (44N, 26G, 22G, 36N), (19G, 23G, 50N, 46G), (43N, 53N), (21G, 54N), (35G, 48N), (40N, 42N), (44G, 45G), (41G, 31G, 24G), (30G), (38N).  
 Opponents: (27G, 30G), (47G, 32G, 25G), (21G), (29G, 23G), (26G), (41G, 45G), (24G, 37G), (36G), (48N), (32G), ( ), (43N, 40G), (39N), (44G, 37N, 48N), (27G, 49N, 33G), (44G).

## USUAL STARTING LINEUP

Offense	Defense
WR..... Pat Tilley	LE..... Bob Pollard
LT..... George Collins	LT..... Mike Dawson
LG..... Terry Stieve	RT..... Rush Brown
C..... Tom Brahaney	RE..... Curtis Greer
RG..... Joe Bostic	LLB..... Calvin Favron
RT..... Dan Dierdorf	Eric Williams
TE..... Greg LaFleur	LILB..... E.J. Junior
WR..... Mel Gray	MLB..... Tim Kearney
QB..... Jim Hart	Dave Ahrens
Neil Lomax	LCB..... Carl Allen
RB..... Otis Anderson	Jeff Griffin
FB..... Wayne Morris	RCB..... Roger Wehrli
K..... Neil O'Donoghue	Tim Collier
	SS..... Lee Nelson
	FS..... Ken Stone
	P..... Carl Birdsong

## NOTES

The 1981 draft class includes Alabama LB E.J. Junior (first round), Portland State QB Neil Lomax (second round), and Citadel RB Stump Mitchell (ninth round), a trio that would combine for 26 seasons with the Cards ... all three earn consensus NFL all-rookie team notice ... Lomax named starter for final six games as Cards win four consecutive times to finish 7-9 ... return specialist Mitchell breaks or ties eight club marks and equals two NFL records ... Roy Green doubles as defensive back and wide receiver as the league's first authentic two-way player in more than two decades.

## FINAL NFC EAST STANDINGS

Team	W	L	T	Pct.	Pts.	OP
Dallas	12	4	0	.750	367	277
Philadelphia*	10	6	0	.625	368	221
N.Y. Giants	9	7	0	.563	295	257
Washington	8	8	0	.500	347	349
St. Louis	7	9	0	.438	315	408

\*Wild-card postseason qualifier

## TEAM STATISTICS

	Cards	Opp.
<b>Total First Downs</b>	<b>300</b>	<b>328</b>
Rushing	135	134
Passing	141	162
Penalty	24	23
<b>Total Net Yards</b>	<b>5077</b>	<b>5723</b>
Avg. Per Game	317.3	357.7
Total Plays	994	1,015
Avg. Per Play	5.1	5.6
<b>Net Yards Rushing</b>	<b>2213</b>	<b>2428</b>
Avg. Per Game	138.3	151.8
Total Rushes	519	509
<b>Net Yards Passing</b>	<b>2864</b>	<b>3295</b>
Avg. Per Game	179.0	205.9
Sacked/Yards Lost	48/405	32/252
Gross Yards	3,269	3,547
Att./Comp./Pct.	477/253/53.0	494/282/57.1
Had Intercepted	24	21
<b>Punts/Average</b>	<b>69/41.8</b>	<b>69/41.3</b>
<b>Penalties/Yards</b>	<b>106/777</b>	<b>98/845</b>
<b>Fumbles/Lost</b>	<b>34/21</b>	<b>33/16</b>
<b>Touchdowns</b>	<b>37</b>	<b>50</b>
Rushing	20	20
Passing	15	29
Returns	2	1

## SCORE BY PERIOD

	Q1	Q2	Q3	Q4	OT	Pts.
Team	83	71	41	120	0	315
Opponents	92	117	92	107	0	408

## SCORING

	TD	R	P	R	PAT	FG	S	Pts.
O'Donoghue	0	0	0	0	36/37	19/32	0	93
Anderson	9	9	0	0	0/0	0/0	0	54
R. Green	5	1	4	0	0/0	0/0	0	30
Morris	5	5	0	0	0/0	0/0	0	30
Tilley	3	0	3	0	0/0	0/0	0	18
Harrell	2	1	1	0	0/0	0/0	0	12
T. Brown	2	2	0	0	0/0	0/0	0	12
Gray	2	0	2	0	0/0	0/0	0	12
Mitchell	2	1	1	0	0/0	0/0	0	12
Lomax	2	2	0	0	0/0	0/0	0	12
LaFleur	2	0	2	0	0/0	0/0	0	12
Stief	1	0	1	0	0/0	0/0	0	6
Marsh	1	0	1	0	0/0	0/0	0	6
Ahrens	1	1	0	0	0/0	0/0	0	6
<b>Team</b>	<b>37</b>	<b>20</b>	<b>15</b>	<b>2</b>	<b>36/37</b>	<b>19/32</b>	<b>0</b>	<b>315</b>
<b>Opponents</b>	<b>50</b>	<b>20</b>	<b>29</b>	<b>1</b>	<b>48/50</b>	<b>20/26</b>	<b>0</b>	<b>408</b>

## PASSING

	Att.	Comp.	Yds.	Comp. %	Yds./Att.	TD	TD%	Int.	Int. %	Long	Sack/Lost	Rating
Hart	241	134	1,694	55.6	7.03	11	4.5	14	5.8	58	16/119	68.8
Lomax	236	119	1,575	50.4	6.67	4	1.7	10	4.2	75	32/281	60.1
<b>Team</b>	<b>477</b>	<b>253</b>	<b>3,269</b>	<b>53.0</b>	<b>6.85</b>	<b>15</b>	<b>3.1</b>	<b>24</b>	<b>5.0</b>	<b>75</b>	<b>48/405</b>	<b>64.3</b>
<b>Opponents</b>	<b>495</b>	<b>282</b>	<b>3,547</b>	<b>56.9</b>	<b>7.16</b>	<b>29</b>	<b>5.8</b>	<b>19</b>	<b>3.8</b>	<b>79</b>	<b>32/252</b>	<b>82.9</b>

## 1982 (5-4)

### HEAD COACH JIM HANIFAN

Sept. 12	At New Orleans	W	21-7	58,673
Sept. 19	Dallas	L	7-24	50,705
Nov. 21	San Francisco	L	20-31	38,064
Nov. 28	At Atlanta	W	23-20	33,411
Dec. 5	At Philadelphia	W	23-20	63,622
Dec. 12	Washington	L	7-12	35,308
Dec. 19	At Chicago	W	10-7	43,270
Dec. 26	N.Y. Giants	W	24-21	39,824
Jan. 2	At Washington	L	0-28	52,554

135-170

Home: 1-3 (163,901). Away: 4-1 (251,530).

### First Round Super Bowl Tournament

Jan. 8	At Green Bay	L	16-41	54,282
--------	--------------	---	-------	--------

## TEAM STATISTICS

	Cards	Opp.
<b>Total First Downs</b> .....	<b>162</b>	<b>163</b>
Rushing	71	58
Passing	81	98
Penalty	10	7
<b>Total Net Yards</b> .....	<b>2,542</b>	<b>2,848</b>
Avg. Per Game	282.4	316.4
Total Plays	579	570
Avg. Per Play	4.4	5.0
<b>Net Yards Rushing</b> .....	<b>1,209</b>	<b>995</b>
Avg. Per Game	134.3	110.6
Total Rushes	307	256
<b>Net Yards Passing</b> .....	<b>1,124</b>	<b>1,853</b>
Avg. Per Game	124.9	205.9
Sacked/Yards Lost	32/243	23/183
Gross Yards	1,367	2,035
Att./Comp./Pct.	240/129/53.8	291/174/59.8
Had Intercepted	6	6
<b>Punts/Average</b> .....	<b>54/43.8</b>	<b>51/41.1</b>
<b>Penalties/Yards</b> .....	<b>55/523</b>	<b>54/424</b>
<b>Fumbles/Lost</b> .....	<b>17/10</b>	<b>14/9</b>
<b>Touchdowns</b> .....	<b>16</b>	<b>21</b>
Rushing	10	5
Passing	6	16
Returns	0	0

## SCORE BY PERIOD

	Q1	Q2	Q3	Q4	OT	Pts.
Team	31	48	19	37	0	135
Opponents	23	34	44	69	0	170

## SCORING

	TD	R	P	R	PAT	FG	S	Pts.
O' Donoghue	0	0	0	0	15/16	8/13	0	39
Morris	4	4	0	0	0/0	0/0	0	24
Anderson	3	3	0	0	0/0	0/0	0	18
Green	3	0	3	0	0/0	0/0	0	18
Tilley	2	0	2	0	0/0	0/0	0	12
Lomax	1	1	0	0	0/0	0/0	0	6
Mitchell	1	1	0	0	0/0	0/0	0	6
LaFleur	1	0	1	0	0/0	0/0	0	6
Wehrli	1	1	0	0	0/0	0/0	0	6
<b>Team</b>	<b>16</b>	<b>10</b>	<b>6</b>	<b>0</b>	<b>15/16</b>	<b>8/13</b>	<b>0</b>	<b>135</b>
<b>Opponents</b>	<b>21</b>	<b>5</b>	<b>16</b>	<b>0</b>	<b>20/21</b>	<b>8/18</b>	<b>0</b>	<b>170</b>

## SACKS

Sacks: Greer 7.5, Grooms 4.5, Brown 3.5, Dawson 3.5, Galloway 2.0, Junior 1.5  
Team 32.0 Opponents 23.0.

## PASSING

	Att.	Comp.	Yds.	Comp. %	Yds./Att.	TD	TD%	Int.	Int. %	Long	Sack/Lost	Rating
Lomax	205	109	1,367	53.2	6.7	5	2.4	6	2.9	42	31/234	70.3
Hart	33	19	199	57.6	6.0	1	3.0	0	0.0	22	0/0	85.9
Green	1	0	0	0.0	0.0	0	0.0	0	0.0	0	1/9	39.6
Harrell	1	1	10	100.0	10.0	0	0.0	0	0.0	10	0/0	108.3
<b>Team</b>	<b>240</b>	<b>129</b>	<b>1,576</b>	<b>53.2</b>	<b>6.6</b>	<b>6</b>	<b>2.5</b>	<b>6</b>	<b>2.9</b>	<b>42</b>	<b>32/243</b>	<b>72.4</b>
<b>Opponents</b>	<b>291</b>	<b>174</b>	<b>2,035</b>	<b>59.8</b>	<b>7.0</b>	<b>16</b>	<b>5.5</b>	<b>6</b>	<b>2.1</b>	<b>55</b>	<b>23/182</b>	<b>90.7</b>

## RUSHING

	No.	Yds.	Avg.	Long	TD
Anderson	145	587	4.0	64	3
Morris	84	274	3.3	9	4
Mitchell	39	189	4.8	32	1
Lomax	28	119	4.2	19	1
Harrell	4	14	3.5	8	0
Green	6	8	1.2	13	0
Wehrli	1	18	18.0	18	1
<b>Team</b>	<b>307</b>	<b>1,209</b>	<b>3.9</b>	<b>64</b>	<b>10</b>
<b>Opponents</b>	<b>256</b>	<b>995</b>	<b>3.9</b>	<b>37</b>	<b>5</b>

## RECEIVING

	No.	Yds.	Avg.	Long	TD
Tilley	36	465	14.5	34	2
Green	32	454	14.2	42	3
Anderson	14	106	7.6	19	0
Mitchell	11	149	13.5	30	0
Harrell	11	127	11.5	36	0
Marsh	6	94	15.7	21	0
LaFleur	5	67	13.4	30	1
Shumann	5	58	11.6	23	0
Gray	4	34	8.5	13	0
Morris	3	8	2.6	11	0
Lomax	1	10	10.0	10	0
Thompson	1	5	5.0	5	0
<b>Team</b>	<b>129</b>	<b>1,576</b>	<b>12.2</b>	<b>42</b>	<b>6</b>
<b>Opponents</b>	<b>174</b>	<b>2,035</b>	<b>11.7</b>	<b>55</b>	<b>16</b>

## INTERCEPTIONS

	No.	Yds.	Avg.	Long	TD
Perrin	1	35	35.0	35	0
Griffin	1	8	8.0	8	0
Nelson	1	7	7.0	7	0
K. Greene	1	2	2.0	2	0
Allen	1	0	0.0	0	0
Dawson	1	0	0.0	0	0
<b>Team</b>	<b>6</b>	<b>52</b>	<b>8.7</b>	<b>35</b>	<b>0</b>
<b>Opponents</b>	<b>6</b>	<b>37</b>	<b>6.1</b>	<b>19</b>	<b>0</b>

## PUNT RETURNS

	Ret.	FC	Yds.	Avg.	Long	TD
Mitchell	27	0	165	6.1	15	0
Green	3	0	20	6.7	11	0
Ferrell	1	0	6	6.0	6	0
Harrell	1	1	1	1.0	1	0
<b>Team</b>	<b>32</b>	<b>1</b>	<b>192</b>	<b>6.0</b>	<b>15</b>	<b>0</b>
<b>Opponents</b>	<b>0</b>	<b>0</b>	<b>0</b>	<b>0.0</b>	<b>0</b>	<b>0</b>

## KICKOFF RETURNS

	No.	Yds.	Avg.	Long	TD
Mitchell	16	364	22.7	33	0
Harrell	8	150	18.7	31	0
Ferrell	4	88	22.0	27	0
Love	4	69	17.2	24	0
Morris	1	14	14.0	14	0
Griffin	1	12	12.0	12	0
Ahrens	1	5	5.0	5	0
<b>Team</b>	<b>35</b>	<b>702</b>	<b>20.0</b>	<b>33</b>	<b>0</b>
<b>Opponents</b>	<b>26</b>	<b>542</b>	<b>20.8</b>	<b>44</b>	<b>0</b>

## PUNTING

	No.	Yds.	Avg.	TB	In20	Lg	Blk.
Birdsong	54	2,365	43.8	6	8	65	0
<b>Team</b>	<b>54</b>	<b>2,365</b>	<b>43.8</b>	<b>6</b>	<b>8</b>	<b>65</b>	<b>0</b>
<b>Opponents</b>	<b>51</b>	<b>2,099</b>	<b>41.1</b>	<b>3</b>	<b>11</b>	<b>53</b>	<b>0</b>

## FIELD GOALS

	1-19	20-29	30-39	40-49	50+
O'Donoghue	1-1	2-3	3-3	2-6	0-0
<b>Team</b>	<b>1-1</b>	<b>2-3</b>	<b>3-3</b>	<b>2-6</b>	<b>0-0</b>
<b>Opponents</b>	<b>0-0</b>	<b>5-6</b>	<b>3-5</b>	<b>0-6</b>	<b>0-1</b>

O' Donoghue: ( ), (40N), (47N, 44N, 30G, 32G), (43G), (26G, 20G, 34G), (26N), (48N, 48G), (18G), ( ).

Opponents: (25N), (44N, 25G), (36G, 43N), (28G, 27G, 42N), (54N), (32G, 30G, 20G, 24G), (43N, 33B, 38N), (41N), (40N).

## USUAL STARTING LINEUP

Offense	Defense
WR..... Pat Tilley	LE.....Elois Grooms
LT..... Luis Sharpe	LE.....Mike Dawson
LG..... Terry Stieve	RT..... Rush Brown
C..... Dan Dierdorf	RE..... Curtis Greer
RG..... Joe Bostic	LLB.....E.J. Junior
RT..... Tootie Robbins	MLB.....Dave Ahrens
TE..... Doug Marsh	RLB.....Charlie Baker
Greg LaFleur	LCB.....Jeff Griffin
WR..... Roy Green	RCB.....Carl Allen
QB..... Neil Lomax	SS..... Lee Nelson
RB..... Ottis Anderson	FS..... Benny Perrin
FB.....Wayne Morris	P..... Carl Birdsong
K.....Neil O'Donoghue	

## NOTES

A second consecutive jackpot draft class of UCLA T Luis Sharpe (first round), Florida DT David Galloway (second round), Alabama S Benny Perrin (third round), and East Tennessee State FB Earl Ferrell (fifth round) will average over eight years per player, all four earning near-immediate starting roles ... Cards become youngest team in NFL to qualify for the Super Bowl tournament in strike-shortened season with 5-4 record ... NFL players walk out Sept. 19 after second game of the season due to labor strike ... play does not resume until Nov. 21 ... Cards lose 41-16 at Green Bay in first-round action as Card QB Neil Lomax sets league post-season record with 385 yards passing.

## FINAL NFC STANDINGS

Team	W	L	T	Pct.	Pts.	OP
Washington*	8	1	0	.889	190	128
Dallas	6	3	0	.667	226	145
Green Bay	5	3	1	.611	226	169
Minnesota	5	4	0	.556	187	198
Atlanta	5	4	0	.556	183	199
St. Louis	5	4	0	.556	135	170
Tampa Bay	5	4	0	.556	158	178
Detroit	4	5	0	.444	181	176
New Orleans	4	5	0	.444	129	160
N.Y. Giants	4	5	0	.444	164	160
San Francisco	3	6	0	.333	209	206
Chicago	3	6	0	.333	141	174
Philadelphia	3	6	0	.333	191	195
L.A. Rams	2	7	0	.222	200	250

\* Top NFC playoff seed

As the result of a 57-day players' strike, the 1982 NFL regular-season schedule was reduced from 16 weeks to nine. At the conclusion of the regular season, the NFL conducted a 16-team post-season Super Bowl Tournament. Eight teams from each conference were seeded 1-8 based upon their records during the season.

## 1983 (8-7-1)

### HEAD COACH JIM HANIFAN

Sept. 4	At New Orleans	L	17-28	65,225
Sept. 11	Dallas	L	17-34	48,532
Sept. 18	San Francisco	L	27-42	38,130
Sept. 25	At Philadelphia	W	14-11	64,465
Oct. 2	At Kansas City	L	14-38	58,975
Oct. 9	Washington	L	14-38	42,698
Oct. 16	At Tampa Bay	W	34-27	48,644
Oct. 24	N.Y. Giants (OT)	T	20-20	45,630
Oct. 30	Minnesota	W	41-31	38,796
Nov. 6	At Washington	L	7-45	51,380
Nov. 13	Seattle	W	33-28	33,280
Nov. 20	San Diego	W	44-14	40,644
Nov. 24	At Dallas	L	17-35	60,764
Dec. 4	At N.Y. Giants	W	10-6	25,156
Dec. 11	At L.A. Raiders	W	34-24	32,111
Dec. 18	Philadelphia	W	31-7	21,902
			374-428	

Home: 4-3-1 (309,612). Away: 4-4 (406,300).

### TEAM STATISTICS

	Cards	Opp.
<b>Total First Downs</b> .....	<b>295</b>	<b>286</b>
Rushing	123	107
Passing	148	161
Penalty	24	18
<b>Total Net Yards</b> .....	<b>5143</b>	<b>5005</b>
Avg. Per Game	321.4	312.8
Total Plays	1,044	1,020
Avg. Per Play	4.9	4.9
<b>Net Yards Rushing</b> .....	<b>2275</b>	<b>1838</b>
Avg. Per Game	142.2	114.9
Total Rushes	525	444
<b>Net Yards Passing</b> .....	<b>2868</b>	<b>3167</b>
Avg. Per Game	179.3	197.9
Sacked/Yards Lost	59/441	59/468
Gross Yards	3,309	3,635
Att./Comp./Pct.	460/267/58.0	519/290/55.9
Had Intercepted	21	28
<b>Punts/Average</b> .....	<b>85/41.5</b>	<b>88/40.3</b>
<b>Penalties/Yards</b> .....	<b>89/770</b>	<b>102/819</b>
<b>Fumbles/Lost</b> .....	<b>50/27</b>	<b>32/20</b>
<b>Touchdowns</b> .....	<b>47</b>	<b>56</b>
Rushing	15	23
Passing	29	24
Returns	3	9

### SCORE BY PERIOD

	Q1	Q2	Q3	Q4	OT	Pts.
Team	79	128	86	81	0	374
Opponents	88	124	85	111	0	428

### SCORING

	TD	R	P	R	PAT	FG	S	Pts.
O'Donoghue	0	0	0	0	45/47	15/29	0	90
Green	14	0	14	0	0/0	0/0	0	84
Marsh	8	0	8	0	0/0	0/0	0	48
Anderson	6	5	1	0	0/0	0/0	0	36
Tilley	5	0	5	0	0/0	0/0	0	30
Mitchell	3	3	0	0	0/0	0/0	0	18
Love	3	2	1	0	0/0	0/0	0	18
Lomax	2	2	0	0	0/0	0/0	0	12
Morris	2	2	0	0	0/0	0/0	0	12
Nelson	1	0	0	1	0/0	0/0	0	6
Perrin	1	0	0	1	0/0	0/0	0	6
Grooms	1	0	0	1	0/0	0/0	0	6
Ferrell	1	1	0	0	0/0	0/0	0	6
Galloway	0	0	0	0	0/0	0/0	1	2
<b>Team</b>	<b>47</b>	<b>15</b>	<b>29</b>	<b>3</b>	<b>45/47</b>	<b>15/29</b>	<b>1</b>	<b>374</b>
<b>Opponents</b>	<b>56</b>	<b>23</b>	<b>24</b>	<b>9</b>	<b>51/56</b>	<b>15/1</b>	<b>428</b>	

### PASSING

	Att.	Comp.	Yds.	Comp. %	Yds./Att.	TD	TD%	Int.	Int. %	Long	Sack/Lost	Rating
Lomax	354	209	2,636	59.0	7.45	24	6.8	11	3.1	71t	40/291	92.0
Hart	91	50	592	54.9	6.51	4	4.4	8	8.8	39t	16/123	53.0
Lisch	13	6	66	46.1	5.08	1	4.8	2	15.4	26	3/27	47.8
Birdsong	1	1	11	00.0	0.00	0	0.0	0	0.0	0	0/0	112.5
Perrin	1	1	4	00.0	0.00	0	0.0	0	0.0	0	0/0	83.3
<b>Team</b>	<b>460</b>	<b>267</b>	<b>3,309</b>	<b>58.0</b>	<b>7.19</b>	<b>29</b>	<b>6.3</b>	<b>21</b>	<b>4.6</b>	<b>71t</b>	<b>59/441</b>	<b>82.2</b>
<b>Opponents</b>	<b>519</b>	<b>290</b>	<b>3,635</b>	<b>55.9</b>	<b>7.00</b>	<b>24</b>	<b>4.6</b>	<b>28</b>	<b>5.4</b>	<b>69t</b>	<b>59/468</b>	<b>70.6</b>

### SACKS

Greer 16.0, A. Baker 13.5, Galloway 12.0, Junior 7.5, Mays 3.0, Nelson 2.0, Grooms 1.0, Harris 1.0, Perrin 1.0, Duda 1.0, Brown 1.0.  
Team 59.0, Opponents 59.0

### RUSHING

	No.	Yds.	Avg.	Long	TD
Anderson	296	1,270	4.3	43	5
Mitchell	68	373	5.5	46	3
Morris	75	257	3.4	17	2
Lomax	27	125	4.6	35	2
Love	35	103	2.9	16	2
Ferrell	7	53	7.6	21	1
Green	4	49	12.3	25	0
Harrell	4	13	3.3	8	0
Hart	5	12	2.4	13	0
Sharpe	1	11	11.0	11	0
Lisch	2	9	4.5	5	0
Perrin	1	0	0.0	0	0
<b>Team</b>	<b>525</b>	<b>2,275</b>	<b>4.3</b>	<b>46</b>	<b>15</b>
<b>Opponents</b>	<b>444</b>	<b>1,838</b>	<b>4.1</b>	<b>76t</b>	<b>23</b>

### RECEIVING

	No.	Yds.	Avg.	Long	TD
Green	78	1,227	15.7	71t	14
Anderson	54	459	8.5	40	1
Tilley	44	690	15.7	71t	5
Marsh	32	421	13.2	38	8
Morris	14	55	3.9	11	0
Shumlam	11	154	14.0	33	0
LeFleur	12	99	8.3	21	0
Mitchell	7	54	7.7	17	0
Love	6	58	9.7	16	1
Harrell	3	25	8.3	13	0
Thompson	2	31	15.5	22	0
Pittman	2	21	10.0	11	0
McGill	1	11	11.0	11	0
Ahrens	1	4	4.0	4	0
<b>Team</b>	<b>267</b>	<b>3,309</b>	<b>12.4</b>	<b>71t</b>	<b>29</b>
<b>Opponents</b>	<b>290</b>	<b>3,635</b>	<b>12.5</b>	<b>69t</b>	<b>24</b>

### INTERCEPTIONS

	No.	Yds.	Avg.	Long	TD
Washington	8	92	11.5	26	0
Perrin	4	50	12.5	30	0
Harris	3	10	3.3	10	0
Junior	3	27	9.0	19	0
Mack	3	25	8.3	13	0
Grooms	1	10	10.0	10	0
A. Baker	2	24	12.0	19	0
Nelson	1	8	8.0	8	0
Galloway	1	17	17.0	17	0
W. Smith	2	3	1.5	3	0
<b>Team</b>	<b>28</b>	<b>266</b>	<b>9.5</b>	<b>30</b>	<b>0</b>
<b>Opponents</b>	<b>21</b>	<b>385</b>	<b>18.3</b>	<b>70t</b>	<b>5</b>

### PUNT RETURNS

	Ret.	FC	Yds.	Avg.	Long	TD
Mitchell	38	1	337	8.9	34	0
Bird	14	2	76	5.4	16	0
Harrell	5	1	31	6.2	11	0
Ferrell	1	0	17	17.0	17	0
<b>Team</b>	<b>58</b>	<b>4</b>	<b>461</b>	<b>7.9</b>	<b>34</b>	<b>0</b>
<b>Opponents</b>	<b>47</b>	<b>13</b>	<b>307</b>	<b>6.5</b>	<b>19</b>	<b>0</b>

### KICKOFF RETURNS

	No.	Yds.	Avg.	Long	TD
Mitchell	36	778	21.6	66	0
Ferrell	13	257	19.8	28	0
Bird	9	194	21.6	33	0
Schmitt	4	41	10.3	19	0
Love	3	71	23.7	23	0
Harrell	3	62	20.7	26	0
L. Smith	1	19	19.0	19	0

### KICKOFF RETURNS (CONT.)

	No.	Yds.	Avg.	Long	TD
Green	1	14	14.0	14	0
Duda	1	12	12.0	12	0
Allerman	1	11	11.0	11	0
<b>Team</b>	<b>72</b>	<b>1,459</b>	<b>20.3</b>	<b>66</b>	<b>0</b>
<b>Opponents</b>	<b>66</b>	<b>1,300</b>	<b>19.9</b>	<b>94t</b>	<b>1</b>

### PUNTING

	No.	Yds.	Avg.	TB	In20	Lg	Bk
Birdsong	85	3,529	41.5	7	14	59	0
<b>Team</b>	<b>85</b>	<b>3,529</b>	<b>41.5</b>	<b>7</b>	<b>14</b>	<b>59</b>	<b>0</b>
<b>Opponents</b>	<b>88</b>	<b>3,542</b>	<b>40.3</b>	<b>6</b>	<b>18</b>	<b>56</b>	<b>0</b>

### FIELD GOALS

	1-19	20-29	30-39	40-49	50+
O'Donoghue	0-1	4-6	3-8	6-11	2-3
<b>Team</b>	<b>0-1</b>	<b>4-6</b>	<b>3-8</b>	<b>6-11</b>	<b>2-3</b>
<b>Opponents</b>	<b>0-0</b>	<b>4-4</b>	<b>2-3</b>	<b>6-6</b>	<b>0-2</b>
<b>O'Donoghue:</b> (27N, 47G, 38N), (23G), (48N), 43G, 48G, (36N), (35B), ( ), (52G, 43G), (34G, 22G, 44N, 42N, 19N), (52G, 47G), (34B), (33G), (39G, 54N), (42G), (30N, 42N, 27N, 25G), ( ) (28G, 40G).					
<b>Opponents:</b> ( ), (45G, 24G), ( ), (32G), (45G), (22G), ( ), (40G, 28G, 66N), (39G), (42G), ( ), ( ), ( ), (44G, 44G, 52N), (22G, 38N).					

### USUAL STARTING LINEUP

Offense	Defense
WR.....Pat Tilley	LE.....Al 'Bubba' Baker
LT.....Louis Sharpe	LT.....Elois Grooms
LG.....Terry Stieve	Mark Duda
C.....Randy Clark	RE.....David Galloway
RG.....Joe Bostic	RT.....Curtis Greer
TE.....Tootie Robbins	LLB.....E.J. Junior
TE.....Doug Marsh	Bob Harris
Greg LaFleur	MLB.....Kurt Allerman
WR.....Roy Green	E.J. Junior
QB.....Neil Lomax	RLB.....Charlie Baker
RB.....Otis Anderson	LCB Lionel Mack
FB.....Wayne Morris	Cedric Mack
K.....Neil O'Donoghue	RCB.....Wayne Smith
	SS.....Lee Nelson
	FS.....Benny Perrin
	P.....Carl Birdsong

### NOTES

After losing five of first six games, Cards rebound with 7-2-1 mark in final 10 contests to narrowly miss playoffs with 8-7-1 record ... in first full season to wide receiver, Roy Green establishes team records with 78 pass receptions for 1,227 yards to earn all-pro acclaim ... DE Curtis Greer sets team record with 16 quarterback sacks as Cards lead NFL with 59 traps ... Cards and N.Y. Giants play to 20-20 tie on nationally-televised "Monday Night Football" game remembered for three missed overtime field-goal attempts by Card K Neil O'Donoghue ... future Hall of Fame T Dan Dierdorf announces his retirement after 12 seasons, 160 games, and six Pro Bowls ... St. Louis (nine) and Kansas City (six) combine for 15 turnovers, two shy of the NFL record, in 38-14 Chiefs' win Oct. 2 ... Cards lose 28-10 to Minnesota during Aug. 6 preseason game at London's Wembley Stadium, the first NFL game in England.

### FINAL NFC EAST STANDINGS

Team	W	L	T	Pct.	Pts.	OP
Washington#	14	2	0	.875	541	332
Dallas*	12	4	0	.750	479	360
St. Louis	8	7	1	.531	374	428
Philadelphia	5	11	0	.313	233	322
N.Y. Giants	3	12	1	.219	267	347

#Top NFC playoff seed

# 1984 (9-7)

## HEAD COACH JIM HANIFAN

Sept. 2	At Green Bay	L	23-24	53,378
Sept. 9	Buffalo	W	37-7	35,785
Sept. 16	At Indianapolis	W	34-33	60,274
Sept. 23	At New Orleans	L	24-34	58,723
Sept. 30	Miami	L	28-36	46,991
Oct. 7	At Dallas	W	31-20	61,438
Oct. 14	Chicago	W	38-21	49,554
Oct. 21	Washington	W	26-24	50,262
Oct. 28	At Philadelphia	W	34-14	54,310
Nov. 4	L.A. Rams	L	13-16	51,010
Nov. 11	Dallas	L	17-24	48,721
Nov. 18	At N.Y. Giants	L	10-16	73,428
Nov. 25	Philadelphia	W	17-16	39,858
Dec. 2	At New England	W	33-10	53,558
Dec. 9	N.Y. Giants	W	31-21	49,973
Dec. 16	At Washington	L	27-29	54,299

Home: 5-3 (372,154). Away: (469,768).

## TEAM STATISTICS

	Cards	Opp.
<b>Total First Downs</b> .....	<b>345</b>	<b>292</b>
Rushing	129	108
Passing	200	157
Penalty	17	27
<b>Total Net Yards</b> .....	<b>6,345</b>	<b>5,094</b>
Avg. Per Game	396.6	318.4
Total Plays	1,103	991
Avg. Per Play	5.8	5.1
<b>Net Yards Rushing</b> .....	<b>2,088</b>	<b>1,923</b>
Avg. Per Game	130.5	120.2
Total Rushes	488	442
<b>Net Yards Passing</b> .....	<b>4,257</b>	<b>3,171</b>
Avg. Per Game	266.1	198.2
Sacked/Yards Lost	49/377	55/403
Gross Yards	4,634	3,574
Att./Comp./Pct.	566/347/61.3	494/251/50.8
Had Intercepted	16	21
<b>Punts/Average</b> .....	<b>68/38.1</b>	<b>81/38.9</b>
<b>Penalties/Yards</b> .....	<b>109/904</b>	<b>75/578</b>
<b>Fumbles/Lost</b> .....	<b>32/20</b>	<b>20/12</b>
<b>Touchdowns</b> .....	<b>51</b>	<b>39</b>
Rushing	21	11
Passing	28	26
Returns	2	2

## SCORE BY PERIOD

	Q1	Q2	Q3	Q4	OT	Pts.
Team	72	134	102	115	0	423
Opponents	77	100	97	71	0	345

## SCORING

	TD	R	P	R	PAT	FG	S	Pts.
O'Donoghue	0	0	0	0	48/51	24/35	0	117
Green	12	0	12	0	0/0	0/0	0	72
Mitchell	11	9	2	0	0/0	0/0	0	66
Anderson	8	6	2	0	0/0	0/0	0	48
Marsh	5	0	5	0	0/0	0/0	0	30
Tilley	5	0	5	0	0/0	0/0	0	30
Lomax	3	3	0	0	0/0	0/0	0	18
Ferrell	2	1	1	0	0/0	0/0	0	12
Love	2	1	1	0	0/0	0/0	0	12
Howard	1	0	1	0	0/0	0/0	0	6
L. Smith	1	0	0	1	0/0	0/0	0	6
Harrell	1	1	0	0	0/0	0/0	0	6
<b>Team</b>	<b>51</b>	<b>21</b>	<b>28</b>	<b>2</b>	<b>48/51</b>	<b>24/35</b>	<b>0</b>	<b>423</b>
<b>Opponents</b>	<b>39</b>	<b>11</b>	<b>26</b>	<b>2</b>	<b>36/39</b>	<b>24/37</b>	<b>0</b>	<b>345</b>

## PASSING

	Att.	Comp.	Yds.	Comp. %	Yds./Att.	TD	TD%	Int.	Int. %	Long	Sack/Lost	Rating
Lomax	560	345	4,614	61.6	8.24	28	5.0	16	2.99	83t	49/377	92.5
Mclvor	4	0	0	0.0	0.00	0	0.0	0	0.0	0	0/0	39.6
Mitchell	1	1	20	100.0	0.00	0	0.0	0	0.0	0	0/0	118.8
Perrin	1	1	0	0.0	0.00	0	0.0	0	0.0	0	0/0	79.2
<b>Team</b>	<b>566</b>	<b>347</b>	<b>4,634</b>	<b>61.3</b>	<b>8.19</b>	<b>28</b>	<b>4.9</b>	<b>16</b>	<b>2.8</b>	<b>83t</b>	<b>49/377</b>	<b>92.0</b>
<b>Opponents</b>	<b>494</b>	<b>251</b>	<b>3,574</b>	<b>50.8</b>	<b>7.23</b>	<b>26</b>	<b>5.3</b>	<b>21</b>	<b>4.1</b>	<b>90t</b>	<b>55/403</b>	<b>74.4</b>

## SACKS

Greer 14.0, A. Baker 10.0, Junior 9.5, Galloway 5.0, Duda 4.0, Mays 3.5, Nelson 3.0, Grooms 2.0, Holloway 1.5, Harris 1.5, L. Smith 1.0.  
**Team 55.0, Opponents 65.0**

## RUSHING

	No.	Yds.	Avg.	Long	TD
Anderson	289	1,174	4.1	24	6
Mitchell	81	434	5.4	39	9
Ferrell	44	203	4.5	25	1
Lomax	35	184	5.3	20	3
Love	25	90	3.6	13	1
Harrell	5	7	1.2	4	1
Harrington	3	6	2.0	5	0
Mclvor	3	5	1.7	6	0
Marsh	1	-5	-5.0	-5	0
Green	1	-10	-10.0	-10	0
<b>Team</b>	<b>488</b>	<b>2,088</b>	<b>4.3</b>	<b>39</b>	<b>21</b>
<b>Opponents</b>	<b>442</b>	<b>1,923</b>	<b>4.4</b>	<b>73</b>	<b>11</b>

## RECEIVING

	No.	Yds.	Avg.	Long	TD
Green	78	1,555	19.9	83t	12
Anderson	70	611	8.7	57	2
Tilley	52	758	14.6	42	5
Marsh	39	608	15.6	47	5
Mitchell	26	318	12.2	44t	2
Ferrell	26	218	8.4	21	1
LaFlaur	17	198	11.6	21	0
Harrell	14	106	7.6	15	0
Pittman	10	145	14.5	50	0
Love	7	33	4.7	16	1
Mack	5	61	12.2	22	0
Goode	3	23	7.7	10	0
<b>Team</b>	<b>347</b>	<b>4,634</b>	<b>13.4</b>	<b>83t</b>	<b>28</b>
<b>Opponents</b>	<b>251</b>	<b>3,574</b>	<b>14.2</b>	<b>90t</b>	<b>26</b>

## INTERCEPTIONS

	No.	Yds.	Avg.	Long	TD
Washington	5	42	8.4	18	0
W. Smith	4	35	8.8	23	0
Perrin	4	22	5.5	22	0
L. Smith	2	31	15.5	25t	1
Griffin	2	0	0.0	0	0
Howard	2	-4	-2.0	1	0
Heflin	1	19	19.0	19	0
Junior	1	18	18.0	18	0
<b>Team</b>	<b>21</b>	<b>163</b>	<b>7.8</b>	<b>25t</b>	<b>1</b>
<b>Opponents</b>	<b>16</b>	<b>219</b>	<b>13.7</b>	<b>54</b>	<b>0</b>

## PUNT RETURNS

	Ret.	FC	Yds.	Avg.	Long	TD
Mitchell	38	3	333	8.8	39	0
Bird	5	0	56	11.2	17	0
Pittman	4	1	10	2.5	5	0
Green	0	1	0	0.0	0	0
<b>Team</b>	<b>47</b>	<b>5</b>	<b>399</b>	<b>8.5</b>	<b>39</b>	<b>0</b>
<b>Opponents</b>	<b>27</b>	<b>12</b>	<b>239</b>	<b>8.9</b>	<b>61</b>	<b>0</b>

## KICKOFF RETURNS

	No.	Yds.	Avg.	Long	TD
Mitchell	35	804	23.0	56	0
Pittman	14	319	22.8	43	0
Harrell	13	231	17.8	28	0
Bird	9	190	21.1	28	0
Green	1	18	18.0	18	0
Love	1	1	1.0	1	0
Ferrell	1	0	0.0	0	0
<b>Team</b>	<b>74</b>	<b>1,563</b>	<b>21.1</b>	<b>56</b>	<b>0</b>
<b>Opponents</b>	<b>85</b>	<b>1,549</b>	<b>18.2</b>	<b>96t</b>	<b>1</b>

## PUNTING

	No.	Yds.	Avg.	TB	In20	Lg	Blk.
Birdsong	67	2,594	38.7	8	20	59	1
Team	1	0	0.0	0	0	0	0
<b>Team</b>	<b>68</b>	<b>2,594</b>	<b>38.1</b>	<b>8</b>	<b>20</b>	<b>59</b>	<b>1</b>
<b>Opponents</b>	<b>81</b>	<b>3,157</b>	<b>38.9</b>	<b>5</b>	<b>9</b>	<b>59</b>	<b>1</b>

## FIELD GOALS

	1-19	20-29	30-39	40-49	50+
O'Donoghue	0-0	7-7	7-9	8-16	1-3
<b>Team</b>	<b>0-0</b>	<b>7-7</b>	<b>7-9</b>	<b>8-16</b>	<b>1-3</b>
<b>Opponents</b>	<b>1-1</b>	<b>8-10</b>	<b>13-16</b>	<b>2-6</b>	<b>7-5</b>
<b>O'Donoghue:</b> (48G, 45G), (23G, 47B, 21G, 48B, 52G, 53N), (47G, 46G), (39G), (1), (46N, 22G), (44G, 31B), (29G, 34N, 40N, 21G), (28G, 47G), (49G, 43G, 48B), (49B, 30G), (20G), (44G), (36G, 33G), (40N, 34G), (30G, 34G, 50N)					
<b>Opponents:</b> (29B, 38G), (52B), (21G, 50G), (25G, 29G), (27G, 26G, 27G, 35B), (52N, 35G, 36G), (1), (39G), (1), (33G, 50N, 27G, 32G), (42N, 48N, 45B), (52N, 34N, 34G, 39G, 45G), (31G, 26N, 43G, 32G), (19G), (33N, 47N), (21G, 37G, 37G).					

## USUAL STARTING LINEUP

Offense	Defense
<b>WR</b> ..... Pat Tilley	<b>LE</b> .... Al 'Bubba' Baker
<b>LT</b> ..... Luis Sharpe	<b>LT</b> .... David Galloway
<b>LG</b> ..... Terry Stieve	<b>RT</b> .... Elois Grooms
<b>C</b> ..... Randy Clark	Mark Duda
<b>RG</b> ..... Joe Bostic	<b>RE</b> ..... Curtis Greer
<b>RT</b> ..... Tootie Robbins	<b>LLB</b> . Thomas Howard
<b>TE</b> ..... Doug Marsh	<b>MLB</b> .... E.J. Junior
Greg LaFlaur	Kurt Allison
<b>WR</b> ..... Roy Green	<b>RLB</b> .... Charlie Baker
<b>QB</b> ..... Neil Lomax	E.J. Junior
<b>RB</b> ..... Otis Anderson	<b>LCB</b> .... Lionel Wash.
<b>FB</b> ..... Earl Ferrell	<b>RCB</b> .... Wayne Smith
<b>K</b> ..... Neil O'Donoghue	<b>SS</b> .... Leonard Smith
	Lee Nelson
	<b>FS</b> ..... Benny Perrin
	<b>P</b> ..... Carl Birdsong

## NOTES

The Cards, with the NFC Eastern Division title on line to the winner, travel to R.F.K. Stadium and battle back from a 23-7 halftime deficit to take a 27-26 lead midway through fourth quarter, but a 50-yard field-goal try sails wide as time expires and Redskins escape with a 29-27 win and the division crown ... in the torrid comeback at Washington, **QB Neil Lomax** connects on 25 of 28 passes for 314 yards in the second half ... Cards finish 9-7 with seven losses by an average of just over six points ... Lomax sets club single-season marks with 345 pass completions in 560 attempts for 4,614 yards (fifth highest in NFL history), 28 touchdowns, and 92.5 quarterback rating ... **WR Roy Green's** 1,555 receiving yards is most by NFL player in 19 seasons as he averages 45.3 yards per touchdown reception.

## FINAL NFC EAST STANDINGS

Team	W	L	T	Pct.	Pts.	OP
Washington	11	5	0	.688	426	310
N.Y. Giants*	9	7	0	.563	299	301
St. Louis	9	7	0	.563	423	345
Dallas	9	7	0	.563	308	308
Philadelphia	6	9	1	.406	278	320

\*Wild-card postseason qualifier









## 1988 (7-9)

### HEAD COACH GENE STALLINGS (First season in Arizona)

Sept. 4	At Cincinnati	L	14-21	50,404
Sept. 12	Dallas	L	14-17	67,139
Sept. 18	At Tampa Bay	W	30-24	35,034
Sept. 25	Washington	W	30-21	61,973
Oct. 2	At L.A. Rams	W	41-27	49,830
Oct. 9	Pittsburgh	W	31-14	53,278
Oct. 16	At Washington	L	17-33	54,402
Oct. 23	Cleveland	W	16-19	61,261
Oct. 30	At Dallas	W	16-20	42,196
Nov. 6	San Francisco	W	24-23	64,544
Nov. 13	N.Y. Giants	W	24-17	65,324
Nov. 20	At Houston	L	20-38	43,843
Nov. 27	At Philadelphia	L	21-31	57,918
Dec. 4	At N.Y. Giants	L	7-44	73,438
Dec. 10	Philadelphia	L	17-23	54,832
Dec. 18	Green Bay	L	17-26	44,586
			344-398	

Home: 4-4 (472,937). Away: 3-5 (407,065).

### TEAM STATISTICS

	Cards	Opp.
<b>Total First Downs</b> .....	<b>336</b>	<b>301</b>
Rushing	122	110
Passing	195	171
Penalty	19	20
<b>Total Net Yards</b> .....	<b>5807</b>	<b>5169</b>
Avg. Per Game	362.9	323.1
Total Plays	1,102	1,014
Avg. Per Play	5.3	5.1
<b>Net Yards Rushing</b> .....	<b>2027</b>	<b>1925</b>
Avg. Per Game	126.7	120.3
Total Rushes	480	467
<b>Net Yards Passing</b> .....	<b>3780</b>	<b>3244</b>
Avg. Per Game	236.3	202.8
Sacked/Yards Lost	40/411	39/295
Gross Yards	4,191	3,539
Att./Comp./Pct.	562/322/57.3	508/264/52.0
Had Intercepted	19	16
<b>Punts/Average</b> .....	<b>80/40.3</b>	<b>83/41.1</b>
<b>Penalties/Yards</b> .....	<b>99/790</b>	<b>103/770</b>
<b>Fumbles/Lost</b> .....	<b>34/16</b>	<b>27/13</b>
<b>Touchdowns</b> .....	<b>44</b>	<b>51</b>
Rushing	15	19
Passing	26	30
Returns	3	2

### SCORE BY PERIOD

	Q1	Q2	Q3	Q4	OT	Pts.
Team	67	114	51	112	0	344
Opponents	101	106	84	107	0	398

### SCORING

	T	R	P	R	PAT	FG	S	Pts.
Del Greco	0	0	0	0	42/44	12/21	0	78
Ferrell	9	7	2	0	0/0	0/0	0	54
Green	7	0	7	0	0/0	0/0	0	42
S. Mitchell	5	4	1	0	0/0	0/0	0	30
J.T. Smith	5	0	5	0	0/0	0/0	0	30
Awalt	4	0	4	0	0/0	0/0	0	24
Novacek	4	0	4	0	0/0	0/0	0	24
Jordan	3	3	0	0	0/0	0/0	0	18
Jones	3	0	3	0	0/0	0/0	0	18
Junior	1	0	1	0	0/0	0/0	0	6
Lomax	1	0	1	0	0/0	0/0	0	6
Mack	1	0	1	0	0/0	0/0	0	6
Saddler	1	0	1	0	0/0	0/0	0	6
Harvey	0	0	0	0	0/0	0/0	1	2
<b>Team</b>	<b>44</b>	<b>15</b>	<b>26</b>	<b>3</b>	<b>42/44</b>	<b>12/21</b>	<b>1</b>	<b>344</b>
<b>Opponents</b>	<b>51</b>	<b>19</b>	<b>30</b>	<b>2</b>	<b>47/51</b>	<b>13/22</b>	<b>3</b>	<b>398</b>

### PASSING

	Att.	Comp.	Yds.	Comp. %	Yds./Att.	TD	TD%	Int.	Int. %	Long	Sack/Lost	Rating
Lomax	443	255	3,395	57.6	7.66	20	4.5	11	2.5	93t	46/315	86.7
Stoudt	113	63	747	55.8	6.61	6	5.3	8	7.1	52t	13/85	64.3
Junia	6	4	49	66.7	8.17	0	0.0	0	0.0	22	1/11	91.7
<b>Team</b>	<b>562</b>	<b>322</b>	<b>4,191</b>	<b>57.3</b>	<b>7.46</b>	<b>26</b>	<b>4.6</b>	<b>19</b>	<b>3.4</b>	<b>93t</b>	<b>60/411</b>	<b>82.2</b>
<b>Opponents</b>	<b>508</b>	<b>264</b>	<b>3,539</b>	<b>52.0</b>	<b>6.97</b>	<b>30</b>	<b>5.9</b>	<b>16</b>	<b>3.1</b>	<b>61t</b>	<b>39/295</b>	<b>81.0</b>

### SACKS

Nunn 14, Harvey 6, Clasby 5, Alvord 2, Galloway 2, Junior 2, McDonald 2, Saddler 2, Bell 1, Curtis 1, Hunley 1, Noga 1.  
Team 39, Opponents 60.

### RUSHING

	No.	Yds.	Avg.	Long	TD
Ferrell	202	924	4.6	47	7
S. Mitchell	164	726	4.4	47	4
Jordan	61	160	2.6	12	3
Stoudt	14	57	4.1	14	0
Lomax	17	55	3.2	13	1
Wolfley	9	43	4.8	20	0
Horne	3	20	6.7	20	0
J.T. Smith	1	15	15.0	15	0
Novacek	1	10	10.0	10	0
Del Greco	1	8	8.0	8	0
Jeffery	3	8	2.7	9	0
Green	4	1	0.3	18	0
<b>Team</b>	<b>480</b>	<b>2,027</b>	<b>4.2</b>	<b>47</b>	<b>15</b>
<b>Opponents</b>	<b>467</b>	<b>1,925</b>	<b>4.1</b>	<b>52</b>	<b>19</b>

### RECEIVING

	No.	Yds.	Avg.	Long	TD
J. Smith	83	986	11.9	29	5
Green	68	1,097	16.1	52	7
Awalt	39	454	11.6	52t	4
Novacek	38	569	15.0	42t	4
Ferrell	38	315	8.3	30	2
S. Mitchell	25	214	8.6	28	1
Jones	23	496	21.6	93t	3
Jordan	4	24	6.0	12	0
Wolfley	2	11	5.5	8	0
Moore	1	15	15.0	15	0
Holmes	1	10	10.0	10	0
<b>Team</b>	<b>322</b>	<b>4,191</b>	<b>13.0</b>	<b>93t</b>	<b>26</b>
<b>Opponents</b>	<b>264</b>	<b>3,539</b>	<b>13.4</b>	<b>61t</b>	<b>30</b>

### INTERCEPTIONS

	No.	Yds.	Avg.	Long	TD
Mack	3	33	11.0	12	0
Carter	3	0	0.0	0	0
McDonald	2	11	5.5	11	0
Lyles	2	0	0.0	0	0
Curtis	1	18	18.0	18	0
Clasby	1	15	15.0	15	0
Le. Smith	1	7	7.0	7	0
Junior	1	2	2.0	2	0
Young	1	2	2.0	2	0
R. Mitchell	1	0	0.0	0	0
<b>Team</b>	<b>16</b>	<b>88</b>	<b>5.5</b>	<b>18</b>	<b>0</b>
<b>Opponents</b>	<b>19</b>	<b>264</b>	<b>13.9</b>	<b>39</b>	<b>0</b>

### PUNT RETURNS

	Ret.	FC	Yds.	Avg.	Long	TD
Sikahema	33	8	341	10.3	28	0
J. Smith	17	2	119	7.0	15	0
Hunley	1	0	3	3.0	3	0
McAdoo	1	0	0	0.0	0	0
McDonald	0	1	0	0.0	0	0
<b>Team</b>	<b>52</b>	<b>11</b>	<b>463</b>	<b>8.9</b>	<b>28</b>	<b>0</b>
<b>Opponents</b>	<b>41</b>	<b>11</b>	<b>416</b>	<b>10.1</b>	<b>63t</b>	<b>1</b>

### KICKOFF RETURNS

	No.	Yds.	Avg.	Long	TD
Sikahema	23	475	20.7	39	0
McAdoo (TB)	13	311	23.9	32	0
McAdoo	9	203	22.6	32	0
Jones	11	147	13.4	22	0
S. Mitchell	10	221	22.1	41	0
Clark	2	10	5.0	7	0

### KICKOFF RETURNS (CONT.)

	No.	Yds.	Avg.	Long	TD
Ferrell	2	25	12.5	14	0
Jeffery	1	11	11.0	11	0
Phillips	1	4	4.0	4	0
Schillinger	1	10	10.0	10	0
<b>Team</b>	<b>60</b>	<b>1,106</b>	<b>18.4</b>	<b>41</b>	<b>0</b>
<b>Opponents</b>	<b>65</b>	<b>1,379</b>	<b>21.2</b>	<b>92t</b>	<b>1</b>

### PUNTING

	No.	Yds.	Avg.	TB	Int	Lg	Blk.
Horne	79	3,228	40.9	-9	16	66	1
<b>Team</b>	<b>80</b>	<b>3,228</b>	<b>40.9</b>	<b>3</b>	<b>16</b>	<b>66</b>	<b>1</b>
<b>Opponents</b>	<b>83</b>	<b>3,414</b>	<b>41.1</b>	<b>10</b>	<b>18</b>	<b>62</b>	<b>0</b>

### FIELD GOALS

	1-19	20-29	30-39	40-49	50+
Del Greco	1-1	4-6	3-3	3-9	1-2
<b>Team</b>	<b>1-1</b>	<b>4-6</b>	<b>3-3</b>	<b>3-9</b>	<b>1-2</b>
<b>Opponents</b>	<b>0-0</b>	<b>5-6</b>	<b>4-5</b>	<b>4-11</b>	<b>0-0</b>
<b>Del Greco</b> (58N), (40N), (47G, 37G, 47N, 23G), ( ), (49G, 51G), (19G), (38G, 47N, 47N), ( ), (32G), (24G), (28G), ( ), (44N, 28N, ( ), (40G, 48N), (20G, 20N).					
<b>Opponents:</b> (42N), (47G, 49N), (34G, 47N), (44N), (25N), (47N), (20G), (46G, 23G), (39N), (42G, 27G, 30G), (39N, 40G), (39N, 40G), (46N, 37G), (28G), (21G), ( ), (49N).					

### USUAL STARTING LINEUP

Offense	Defense
<b>WR</b> .....J.T. Smith	<b>LE</b> .....Rod Saddler
<b>LT</b> .....Louis Sharpe	<b>David Galloway</b>
<b>LG</b> .....Todd Peat	<b>LT</b> .....Bob Clasby
<b>C</b> .....Derek Kennard	<b>RT</b> .....Rod Saddler
<b>RG</b> .....Lance Smith	<b>Steve Alvord</b>
<b>RT</b> .....Tootie Robbins	<b>RE</b> .....Freddie Joe Nunn
<b>TE</b> .....Rob Awalt	<b>LLB</b> .....Anthony Bell
<b>WR</b> .....Roy Green	<b>MLB</b> .....Niko Hoga
<b>QB</b> .....Neil Lomax	<b>RLB</b> .....E.J. Junior
<b>RB</b> .....Stump Mitchell	<b>LCB</b> .....Carl Carter
<b>FB</b> .....Earl Ferrell	<b>FS</b> .....Cedric Mack
<b>K</b> .....Al Del Greco	<b>SS</b> .....Tom McDonald
	<b>FS</b> .....Linnie Young
	<b>P</b> .....Greg Horne

### NOTES

After 18 seasons in St. Louis (1960-87), Cards relocate to Arizona to play in Sun Devil Stadium at Arizona State University ... Hall of Famer **Larry Wilson** named vice president and general manager ... victories over three most recent Super Bowl champions—N.Y. Giants, Washington, and San Francisco—and 7-4 start (best since 1976) overshadowed by five consecutive losses to end season ... signature victory by overcoming 23-0 third-quarter deficit to down San Francisco 24-23 on a touchdown pass from **QB Neil Lomax** to **WR Roy Green** with three seconds left ... a national "Monday Night Football" audience and capacity Sun Devil Stadium crowd witness the Cards' inaugural regular-season game in Arizona, a 17-14 Dallas victory ... Cards gain first home victory in new venue with 30-21 upset of defending Super Bowl champion Washington Sept. 25.

### FINAL NFC EAST STANDINGS

Team	W	L	T	Pct.	Pts.	OP
Philadelphia	10	6	0	.625	379	319
N.Y. Giants	10	6	0	.625	359	304
Washington	7	9	0	.438	345	387
Phoenix	7	9	0	.438	344	398
Dallas	3	13	0	.188	265	381

## 1989 (5-11)

### HEAD COACH GENE STALLINGS (11 GAMES)

### HEAD COACH HANK KUHLMANN (5 GAMES)

Sept. 10	At Detroit	W	16-13	36,735
Sept. 17	At Seattle	W	34-24	60,444
Sept. 24	At N.Y. Giants	L	7-35	75,742
Oct. 1	San Diego	L	13-24	44,201
Oct. 8	At Washington	L	28-30	53,335
Oct. 15	Philadelphia	L	5-17	42,620
Oct. 22	Atlanta	W	34-20	33,894
Oct. 29	At Dallas	W	19-10	44,431
Nov. 5	N.Y. Giants	L	13-20	46,588
Nov. 12	Dallas	W	24-20	49,657
Nov. 19	At L.A. Rams	L	14-37	53,176
Nov. 26	Tampa Bay	L	13-14	33,297
Dec. 3	Washington	L	10-29	38,870
Dec. 10	At L.A. Raiders	L	14-16	41,785
Dec. 17	Denver	L	0-37	56,071
Dec. 24	At Philadelphia	L	14-31	43,287
			258-377	

Home: 2-6 (345,198), Away: 3-5 (408,935).

## TEAM STATISTICS

	Cards	Opp.
<b>Total First Downs</b> .....	<b>263</b>	<b>329</b>
Rushing	83	113
Passing	157	185
Penalty	22	31
<b>Total Net Yards</b> .....	<b>4641</b>	<b>5877</b>
Avg. Per Game	290.1	367.3
Total Plays	986	1,100
Avg. Per Play	4.7	5.3
<b>Net Yards Rushing</b> .....	<b>1361</b>	<b>2302</b>
Avg. Per Game	85.1	143.9
Total Rushes	407	539
<b>Net Yards Passing</b> .....	<b>3280</b>	<b>3575</b>
Avg. Per Game	205.0	223.4
Sacked/Yards Lost	56/379	30/219
Gross Yards	3,659	3,794
Att./Comp./Pct.	523/279/53.3	531/286/53.9
Had Intercepted	30	16
<b>Punts/Average</b> .....	<b>82/43.6</b>	<b>76/41.5</b>
<b>Penalties/Yards</b> .....	<b>113/856</b>	<b>106/916</b>
<b>Fumbles/Lost</b> .....	<b>24/14</b>	<b>18/11</b>
<b>Touchdowns</b> .....	<b>29</b>	<b>41</b>
Rushing	10	12
Passing	17	24
Returns	2	5

## SCORE BY PERIOD

	Q1	Q2	Q3	Q4	OT	Pts.
Team	43	76	51	88	0	258
Opponents	68	99	90	120	0	377

## SCORING

	TD	R	P	PAT	FG	S	Pts.
Del Greco	0	0	0	28/29	18/26	0	82
Green	7	0	7	0/0	0/0	0	42
Ferrell	6	6	0	0/0	0/0	0	36
J.T. Smith	5	0	5	0/0	0/0	0	30
Jones	3	0	3	0/0	0/0	0	18
Jordan	2	2	0	0/0	0/0	0	12
Hogeboom	1	1	0	0/0	0/0	0	6
Holmes	1	0	1	0/0	0/0	0	6
McDonald	0	0	1	0/0	0/0	0	6
Novacek	1	0	1	0/0	0/0	0	6
Wolfey	1	1	0	0/0	0/0	0	6
Zordich	0	0	1	0/0	0/0	0	6
Wilson	0	0	0	0/0	0/0	1	2
<b>Team</b>	<b>27</b>	<b>10</b>	<b>17</b>	<b>28/29</b>	<b>18/26</b>	<b>1</b>	<b>258</b>
<b>Opponents</b>	<b>36</b>	<b>12</b>	<b>24</b>	<b>40/41</b>	<b>29/40</b>	<b>2</b>	<b>377</b>

## PASSING

	Att.	Comp.	Yds.	Comp. %	Yds./Att.	TD	TD%	Int.	Int. %	Long	Sack/Log	Rating
Hogeboom	364	204	2,591	56.0	7.12	14	3.8	19	5.2	591	40/266	69.5
Tupa	134	65	973	48.5	7.26	3	2.2	9	6.7	771	14/94	52.2
Rosenbach	22	9	95	40.9	4.32	0	0.0	1	4.5	24	2/19	35.2
Awalt	1	0	0	0.0	0.00	0	0.0	1	100.0	0	0/0	0.0
Camarillo	1	1	0	100.0	0.00	0	0.0	0	0.0	0	0/0	79.2
Sikahema	1	0	0	0.0	0.00	0	0.0	0	0.0	0	0/0	39.6
<b>Team</b>	<b>523</b>	<b>279</b>	<b>3,659</b>	<b>53.3</b>	<b>7.00</b>	<b>17</b>	<b>3.3</b>	<b>30</b>	<b>5.7</b>	<b>771</b>	<b>56/379</b>	<b>62.6</b>
<b>Opponents</b>	<b>531</b>	<b>286</b>	<b>3,794</b>	<b>53.9</b>	<b>7.15</b>	<b>24</b>	<b>4.5</b>	<b>16</b>	<b>3.0</b>	<b>751</b>	<b>30/219</b>	<b>79.2</b>

## SACKS

Harvey 7.0, Galloway 5.5, Nunn 5.0, Saddler 3.5, Bell 2.0, Clasy 2.0, Hill 1.0, Mack 1.0, Wahler 1.0, Wilson 1.0, Zordich 1.0.  
Team 30.0, Opponents 56.0

## RUSHING

	No.	Yds.	Avg.	Long	TD
Ferrell	149	502	3.4	44t	6
Jordan	83	211	2.5	15	2
S. Mitchell	43	165	3.8	14	0
Sikahema	38	145	3.8	27	0
Hogeboom	27	89	3.3	15	1
Tupa	15	75	5.0	13	0
Clark	10	42	4.2	9	0
Wolfey	13	36	2.8	5t	1
Baker	20	31	1.6	6	0
Rosenbach	6	26	4.3	8	0
J.T. Smith	2	21	10.5	11	0
Jones	1	18	18.0	18	0
<b>Team</b>	<b>407</b>	<b>1,361</b>	<b>3.3</b>	<b>44t</b>	<b>10</b>
<b>Opponents</b>	<b>539</b>	<b>2,302</b>	<b>4.3</b>	<b>51</b>	<b>12</b>

## RECEIVING

	No.	Yds.	Avg.	Long	TD
J.T. Smith	62	778	12.5	31	5
Jones	45	838	18.6	72t	3
Green	44	703	16.0	59t	7
Awalt	33	360	10.9	28	0
Sikahema	23	245	10.7	37	0
Novacek	23	225	9.8	30	1
Ferrell	18	122	6.8	25	0
Holmes	13	271	20.8	77t	1
Jordan	6	20	3.3	8	0
Wolfey	5	38	7.6	22	0
Baker	2	18	9.0	9	0
McConkey	2	18	9.0	10	0
S. Mitchell	1	10	10.0	10	0
Usher	1	8	8.0	8	0
Reeves	1	5	5.0	5	0
<b>Team</b>	<b>279</b>	<b>3,659</b>	<b>13.1</b>	<b>77t</b>	<b>17</b>
<b>Opponents</b>	<b>286</b>	<b>3,794</b>	<b>13.3</b>	<b>75t</b>	<b>24</b>

## INTERCEPTIONS

	No.	Yds.	Avg.	Long	TD
McDonald	7	170	24.3	53t	1
Mack	4	15	3.8	9	0
Downs	1	37	37.0	37	0
Young	1	32	32.0	32	0
Zordich	1	16	16.0	16t	1
Wahler	1	5	5.0	5	0
Carter	1	0	0.0	0	0
<b>Team</b>	<b>16</b>	<b>275</b>	<b>17.2</b>	<b>53t</b>	<b>2</b>
<b>Opponents</b>	<b>30</b>	<b>327</b>	<b>10.9</b>	<b>59t</b>	<b>3</b>

## PUNT RETURNS

	Ret.	FC	Yds.	Avg.	Long	TD
Sikahema	37	13	433	11.7	53	0
Usher(Phx.)	1	0	10	10.0	10	0
Jones	1	0	13	13.0	13	0
McConkey	1	0	13	13.0	13	0
<b>Team</b>	<b>40</b>	<b>13</b>	<b>469</b>	<b>11.7</b>	<b>53</b>	<b>0</b>
<b>Opponents</b>	<b>46</b>	<b>18</b>	<b>371</b>	<b>8.1</b>	<b>20</b>	<b>0</b>

## KICKOFF RETURNS

	No.	Yds.	Avg.	Long	TD
Sikahema	43	874	20.3	52	0
Usher(S.D./Phx.)	27	506	18.7	33	0
Usher(Phx.)	17	347	20.4	33	0
Baker	11	245	22.3	33	0
Jones	7	124	17.7	27	0
McConkey	2	40	20.0	21	0
Carr	1	15	15.0	15	0
Clark	1	0	0.0	0	0

## KICKOFF RETURNS (CONT.)

	No.	Yds.	Avg.	Long	TD
Reeves	1	5	5.0	5	0
<b>Team</b>	<b>83</b>	<b>1,650</b>	<b>19.9</b>	<b>52</b>	<b>0</b>
<b>Opponents</b>	<b>57</b>	<b>1,193</b>	<b>20.9</b>	<b>49</b>	<b>0</b>

## PUNTING

	No.	Yds.	Avg.	Net	TB	In20	Lg	Blk.
Tupa	6	280	46.7	39.8	0	2	51	0
Camarillo	76	3,298	43.4	37.5	6	21	58	0
<b>Team</b>	<b>82</b>	<b>3,578</b>	<b>43.6</b>	<b>37.6</b>	<b>6</b>	<b>23</b>	<b>58</b>	<b>0</b>
<b>Opponents</b>	<b>76</b>	<b>3,155</b>	<b>41.5</b>	<b>33.8</b>	<b>6</b>	<b>22</b>	<b>64</b>	<b>1</b>

## FIELD GOALS

	1-19	20-29	30-39	40-49	50+
Del Greco	0-0	7-7	5-6	5-11	1-2
<b>Team</b>	<b>0-0</b>	<b>7-7</b>	<b>5-6</b>	<b>5-11</b>	<b>1-2</b>
<b>Opponents</b>	<b>0-0</b>	<b>9-9</b>	<b>17-19</b>	<b>3-11</b>	<b>0-1</b>
<b>Del Greco:</b> (29G, 23G, 33G) ( ), (47N), (36G, 33G), ( ), (41G), (50G, 32G), (40G, 25G, 31G, 42G), (37G, 42N, 46G), (44N, 41N, 45G), ( ), (21G, 28G, 47N), (50N, 27G), ( ), ( ), (39N, 45N).					
<b>Opponents:</b> (30G, 23G), (48N, 39G), (50N, 22G, 38G, 32G, 32G), (37G), (22G, 32G, 42N, 37G), (40N, 42G), (43N, 37G, 37G), (31N, 37G), (47N), (32G, 29G), (27G, 23G, 40G), ( ), (29G, 23G), (42N, 49N, 25G, 30G, 42N, 48G), (38G, 33G, 35G), (34N, 39G).					

## USUAL STARTING LINEUP

Offense	Defense
<b>WR</b> .....J.T. Smith	<b>LE</b> ...Freddie Joe Nunn
<b>LT</b> .....Luis Sharpe	<b>RT</b> .....Rod Saddler
<b>LG</b> .....Mike Zandofsky	<b>LT</b> .....Jim Wahler
<b>RG</b> .....Roy Green	<b>RE</b> .....David Galloway
<b>QB</b> .....Tony Jordan	<b>LB</b> .....Karl Wilson
<b>RB</b> .....Stump Mitchell	<b>LLB</b> .....Anthony Bell
<b>FB</b> .....Earl Ferrell	<b>MLB</b> .....Eric Hill
<b>K</b> .....Al Del Greco	<b>RLB</b> .....Ken Harvey
	<b>TE</b> .....Cedric Mack
	<b>RCB</b> .....Carl Carter
	<b>FS</b> .....Tim McDonald
	<b>S</b> .....Michael Zordich
	<b>LB</b> .....Lonnie Young
	<b>P</b> .....Rich Camarillo

## NOTES

After a 2-0 start and 5-5 mark after 10 games, Head Coach **Gene Stallings** resigns after 37-14 loss to L.A. Rams dips Cards' slate to 5-6 ... Cards lose next five games under interim head coach **Hank Kuhlmann** ... **QB Neil Lomax** forced to sidelines for entire season due to career-ending arthritic condition in left hip ... only four Cardinals start all 16 games as 21 players who started at least one game miss playing time ... Cards sweep first season series against Cowboys since 1970 with 19-10 win at Dallas and 24-20 victory in Arizona ... **FB Ron Wolfley** named to unprecedented fourth consecutive Pro Bowl for kamikaze-like play on special teams.

## FINAL NFC EAST STANDINGS

Team	W	L	T	Pct.	Pts.	OP
N.Y. Giants	12	4	0	.750	348	252
Philadelphia*	11	5	0	.688	342	274
Washington	10	6	0	.625	386	308
Phoenix	5	11	0	.313	258	377
Dallas	1	15	0	.063	204	393

\*Wild-card playoff qualifier

## 1990 (5-11)

### HEAD COACH JOE BUGEL

Sept. 9	At Washington	L	0-31	52,649
Sept. 16	At Philadelphia	W	23-21	64,396
Sept. 23	At New Orleans	L	7-28	61,110
<b>Sept. 30</b>	<b>Washington</b>	<b>L</b>	<b>10-38</b>	<b>49,303</b>
Oct. 7	Open Date			
<b>Oct. 14</b>	<b>Dallas</b>	<b>W</b>	<b>20-3</b>	<b>45,235</b>
Oct. 21	At N.Y. Giants	L	19-20	76,518
<b>Oct. 28</b>	<b>Chicago</b>	<b>L</b>	<b>21-31</b>	<b>71,233</b>
Nov. 4	At Miami	L	3-23	54,924
Nov. 11	At Buffalo	L	14-45	74,904
<b>Nov. 18</b>	<b>Green Bay</b>	<b>L</b>	<b>21-24</b>	<b>46,878</b>
<b>Nov. 25</b>	<b>New England</b>	<b>W</b>	<b>34-14</b>	<b>30,110</b>
<b>Dec. 2</b>	<b>Indianapolis</b>	<b>W</b>	<b>20-17</b>	<b>31,885</b>
Dec. 9	At Atlanta	W	24-13	36,222
Dec. 16	At Dallas	L	10-41	60,190
<b>Dec. 23</b>	<b>N.Y. Giants</b>	<b>L</b>	<b>21-24</b>	<b>41,212</b>
<b>Dec. 29</b>	<b>Philadelphia</b>	<b>L</b>	<b>21-23</b>	<b>31,796</b>
			268-396	

Home: 3-5 (347,652). Away: 2-6 (480,913).

### TEAM STATISTICS

	Cards	Opp.
<b>Total First Downs</b>	<b>270</b>	<b>306</b>
Rushing	115	140
Passing	135	146
Penalty	20	20
<b>Total Net Yards</b>	<b>4742</b>	<b>5216</b>
Avg. Per Game	296.4	326.0
Total Plays	935	959
Avg. Per Play	5.1	5.4
<b>Net Yards Rushing</b>	<b>1912</b>	<b>2318</b>
Avg. Per Game	119.5	144.9
Total Rushes	452	521
<b>Net Yards Passing</b>	<b>2833</b>	<b>2898</b>
Avg. Per Game	177.1	181.1
Sacked/Yards Lost	43/285	36/232
Gross Yards	3,118	3,130
Att./Comp./Pct.	439/238/54.2	402/233/58.0
Had Intercepted	18	16
<b>Punts/Average</b>	<b>67/42.8</b>	<b>63/43.6</b>
<b>Penalties/Yards</b>	<b>96/883</b>	<b>96/834</b>
<b>Fumbles/Lost</b>	<b>25/14</b>	<b>28/11</b>
<b>Touchdowns</b>	<b>31</b>	<b>50</b>
Rushing	13	20
Passing	16	29
Returns	2	1

### SCORE BY PERIOD

	Q1	Q2	Q3	Q4	OT	Pts.
Team	27	81	65	95	0	268
Opponents	88	113	79	116	0	396

### SCORING

	TD	R	P	R	PAT	FG	S	Pts.
Del Greco	0	0	0	0	31/31	17/27	0	82
Johnson	5	5	0	0	0/0	0/0	0	30
Green	4	0	4	0	0/0	0/0	0	24
Jones	4	0	4	0	0/0	0/0	0	24
Proehl	4	0	4	0	0/0	0/0	0	24
Thompson	4	4	0	0	0/0	0/0	0	24
Rosenbach	3	3	0	0	0/0	0/0	0	18
Flagler	2	1	1	0	0/0	0/0	0	12
J.T. Smith	2	0	2	0	0/0	0/0	0	12
Turner	2	0	2	0	0/0	0/0	0	12
Sharpe	1	0	1	0	0/0	0/0	0	6
<b>Team</b>	<b>31</b>	<b>13</b>	<b>16</b>	<b>2</b>	<b>31/31</b>	<b>17/27</b>	<b>0</b>	<b>268</b>
<b>Opponents</b>	<b>50</b>	<b>20</b>	<b>29</b>	<b>1</b>	<b>48/50</b>	<b>16/20</b>	<b>0</b>	<b>396</b>

### PASSING

	Att.	Comp.	Yds.	Comp. %	Yds./Att.	TD	TD%	Int.	Int. %	Long	Sack/Lost	Rating
Rosenbach	437	237	3,098	54.2	7.09	16	3.7	17	3.9	68t	43/285	72.8
Green	1	1	20	100.0	20.00	0	0.0	0	0.0	20	0/0	118.8
Johnson	1	0	0	0.0	0.00	0	0.0	1	100.0	0	0/0	0.0
<b>Team</b>	<b>439</b>	<b>238</b>	<b>3,118</b>	<b>54.2</b>	<b>7.10</b>	<b>16</b>	<b>3.6</b>	<b>18</b>	<b>4.1</b>	<b>68t</b>	<b>43/285</b>	<b>71.9</b>
<b>Opponents</b>	<b>402</b>	<b>233</b>	<b>3,130</b>	<b>58.0</b>	<b>7.79</b>	<b>29</b>	<b>7.2</b>	<b>16</b>	<b>4.0</b>	<b>67t</b>	<b>36/232</b>	<b>90.3</b>

### SACKS

Harvey 10.0, Nunn 9.0, Saddler 4.0, Bell 3.0, Jax 3.0, Wahler 2.5, Hill 1.5, Hairston 1.0, Mack 1.0, Osborne 1.0.  
**Team 36.0, Opponents 43.0**

### RUSHING

	No.	Yds.	Avg.	Long	TD
Johnson	234	926	4.0	41	5
Rosenbach	86	470	5.5	25	3
Thompson	106	390	3.7	40	4
Flagler	13	85	6.5	29t	1
Jones	4	33	8.3	15	0
Sikahema	3	8	2.7	4	0
Proehl	1	4	4.0	4	0
J.T. Smith	1	4	4.0	4	0
Woffley	2	3	1.5	2	0
Tupa	1	0	0.0	0	0
Camarillo	1	-11	-11.0	-11	0
<b>Team</b>	<b>452</b>	<b>1,912</b>	<b>4.2</b>	<b>41</b>	<b>13</b>
<b>Opponents</b>	<b>521</b>	<b>2,318</b>	<b>4.4</b>	<b>43</b>	<b>20</b>

### RECEIVING

	No.	Yds.	Avg.	Long	TD
Proehl	56	802	14.3	45t	4
Green	53	797	15.0	54	4
Jones	43	724	16.8	68t	4
Johnson	25	241	9.6	35	0
J.T. Smith	18	225	12.5	45t	2
Reeves	18	126	7.0	16	0
Flagler	13	130	10.0	21	1
Sikahema	7	51	7.3	13	0
Thompson	2	11	5.5	6	0
Jordan	2	10	5.0	6	0
Sharpe	1	1	1.0	1t	1
<b>Team</b>	<b>238</b>	<b>3,118</b>	<b>13.1</b>	<b>68t</b>	<b>16</b>
<b>Opponents</b>	<b>233</b>	<b>3,130</b>	<b>13.4</b>	<b>67t</b>	<b>29</b>

### INTERCEPTIONS

	No.	Yds.	Avg.	Long	TD
McDonald	4	63	15.8	38	0
Taylor	3	50	16.7	34	0
Mack	2	53	26.5	39	0
Young	2	8	4.0	5	0
Jax	2	5	2.5	4	0
Turner	1	70	70.0	47t	2
Zordich	1	25	25.0	25	0
Bell	1	0	0.0	0	0
<b>Team</b>	<b>16</b>	<b>274</b>	<b>17.1</b>	<b>47t</b>	<b>2</b>
<b>Opponents</b>	<b>18</b>	<b>201</b>	<b>11.2</b>	<b>57t</b>	<b>1</b>

### PUNT RETURNS

	Ret.	FC	Yds.	Avg.	Long	TD
Sikahema	36	6	306	8.5	20	0
J.T. Smith	3	0	34	11.3	16	0
Proehl	1	1	2	2.0	2	0
<b>Team</b>	<b>40</b>	<b>7</b>	<b>342</b>	<b>8.6</b>	<b>20</b>	<b>0</b>
<b>Opponents</b>	<b>41</b>	<b>11</b>	<b>258</b>	<b>6.3</b>	<b>27</b>	<b>0</b>

### KICKOFF RETURNS

	No.	Yds.	Avg.	Long	TD
Sikahema	27	544	20.1	32	0
Centers	16	272	17.0	26	0
Flagler	10	167	16.7	27	0
Proehl	4	53	13.3	15	0
Jax	2	17	8.5	9	0
Green	1	15	15.0	15	0
<b>Team</b>	<b>60</b>	<b>1,068</b>	<b>17.8</b>	<b>32</b>	<b>0</b>
<b>Opponents</b>	<b>56</b>	<b>1,060</b>	<b>18.9</b>	<b>39</b>	<b>0</b>

### PUNTING

	No.	Yds.	Avg.	Net	TB	In20	Lg	Bk.
Camarillo	67	2,865	42.8	37.4	5	16	63	0
<b>Team</b>	<b>67</b>	<b>2,865</b>	<b>42.8</b>	<b>37.4</b>	<b>5</b>	<b>16</b>	<b>63</b>	<b>0</b>
<b>Opponents</b>	<b>63</b>	<b>2,747</b>	<b>43.6</b>	<b>36.3</b>	<b>6</b>	<b>16</b>	<b>60</b>	<b>0</b>

### FIELD GOALS

	1-19	20-29	30-39	40-49	50+
Del Greco	1-1	4-4	7-10	3-6	2-6
<b>Team</b>	<b>1-1</b>	<b>4-4</b>	<b>7-10</b>	<b>3-6</b>	<b>2-6</b>
<b>Opponents</b>	<b>2-2</b>	<b>7-7</b>	<b>3-3</b>	<b>4-6</b>	<b>0-2</b>

**Del Greco:** ( ), ( ), (25G, 50G, 42G), (37N, 52N), (32G), (28G, 28G), (39G, 18G, 34G, 45G), (36N), (52N, 44G), ( ), (58N), (50N, 29G, 50G), (32G, 39G), (37G, 40N, 48N), (38G), (47N, 30N).  
**Opponents:** (29G), ( ), ( ), (45N, 26G), (37G), (34G, 56N, 40G), (33G), (19G, 21G, 19G), (25G), (21G), ( ), (49G, 52N), (42G, 24G), ( ), (27G, 48N), (44G).

### USUAL STARTING LINEUP

Offense	Defense
<b>WR</b> .....J.T. Smith	<b>LE</b> .....Freddie Joe Nunn
Ernie Jones	<b>NG</b> .....Jim Wahler
<b>LT</b> .....Luis Sharpe	<b>RE</b> .....Rod Saddler
<b>LG</b> .....Derek Kennard	<b>LOLB</b> .....Anthony Bell
<b>C</b> .....Bill Lewis	<b>LILB</b> .....Garth Jax
<b>RG</b> .....Lance Smith	<b>RILB</b> .....Eric Hill
<b>TE</b> .....Tootie Robbins	<b>ROLB</b> .....Ken Harvey
<b>RT</b> .....Walter Reeves	<b>LCB</b> .....Jay Taylor
<b>QB</b> .....Roy Green	<b>RCB</b> .....Cedric Mack
<b>WR</b> .....Timm Rosenbach	<b>SS</b> .....Tim McDonald
<b>H-B</b> .....Tim Jordan	<b>FS</b> .....Lionie Young
<b>RB</b> .....Johnny Johnson	<b>P</b> .....Rich Camarillo
<b>K</b> .....Al Del Greco	

### NOTES

Long-time Washington Redskin offensive line coach **Joe Bugel** named head coach ... team moves into 94,000-square-foot training facility in south Tempe, Arizona ... despite Cards' 5-11 mark, rookie RB **Johnny Johnson** earns Pro Bowl berth and second-year QB **Timm Rosenbach** takes all 1,001 snaps from center ... new WR **Ricky Proehl** catches 56 passes to become first rookie to lead Cards in receiving in 40 years ... franchise-record crowd of 71,233 sees Cards fall 31-21 to Chicago Bears on Oct. 28 ... WR **Roy Green** becomes club's franchise leader with career total of 522 pass receptions for 8,497 yards.

### FINAL NFC EAST STANDINGS

Team	W	L	T	Pct.	Pts.	OP
N.Y. Giants	13	3	0	.813	335	211
Philadelphia*	10	6	0	.625	396	299
Washington*	10	6	0	.625	381	301
Dallas	7	9	0	.438	244	308
Phoenix	5	11	0	.313	268	396

\*Wild-card playoff qualifiers



## 1991 (4-12)

### HEAD COACH JOE BUGEL

Sept. 1	At L.A. Rams	W	24-14	47,069
Sept. 8	At Philadelphia	W	26-10	63,818
Sept. 15	At Washington	L	0-34	54,662
Sept. 22	Dallas	L	9-17	68,814
Sept. 29	New England	W	24-10	26,043
Oct. 6	At N.Y. Giants	L	9-20	75,891
Oct. 13	At Minnesota	L	7-34	51,209
Oct. 20	Atlanta	W	16-10	29,804
Oct. 27	Minnesota	L	0-28	45,447
Nov. 3	At Dallas	L	7-27	61,190
Nov. 10	N.Y. Giants	L	14-21	50,408
Nov. 17	At S.F.	L	10-14	50,180
Nov. 24	Philadelphia	L	14-34	32,568
Dec. 1	Open Date			
Dec. 8	Washington	L	14-20	48,373
Dec. 15	At Denver	L	19-24	74,098
Dec. 22	New Orleans	L	3-27	30,928
			196-344	

Home: 2-6 (332,025). Away 2-6 (478,117).

## TEAM STATISTICS

	Cards	Opp.
<b>Total First Downs</b>	<b>237</b>	<b>301</b>
Rushing	73	132
Passing	143	156
Penalty	21	13
<b>Total Net Yards</b>	<b>3962</b>	<b>5052</b>
Avg. Per Game	247.6	315.8
Total Plays	926	965
Avg. Per Play	4.3	5.2
<b>Net Yards Rushing</b>	<b>1295</b>	<b>2136</b>
Avg. Per Game	80.9	133.5
Total Rushes	391	493
<b>Net Yards Passing</b>	<b>2667</b>	<b>2916</b>
Avg. Per Game	166.7	182.3
Sacked/Yards Lost	43/372	25/153
Gross Yards	3,039	3,069
Att./Comp./Pct.	492/254/51.6	447/268/60.0
Had Intercepted	25	17
<b>Punts/Average</b>	<b>77/44.7</b>	<b>71/45.2</b>
<b>Penalties/Yards</b>	<b>78/661</b>	<b>94/734</b>
<b>Fumbles/Lost</b>	<b>31/14</b>	<b>37/21</b>
<b>Touchdowns</b>	<b>19</b>	<b>43</b>
Rushing	6	27
Passing	10	12
Returns	3	4

## SCORE BY PERIOD

	Q1	Q2	Q3	Q4	OT	Pts.
Team	43	68	32	53	0	196
Opponents	93	87	84	80	0	344

## SCORING

	TD	R	P	R	PAT	FG	S	Pts.
G. Davis	0	0	0	0	19/19	21/30	0	82
Johnson	6	4	2	0	0/0	0/0	0	36
E. Jones	4	0	4	0	0/0	0/0	0	24
Proehl	2	0	2	0	0/0	0/0	0	12
E. Hill	0	0	0	1	0/0	0/0	0	6
R. Hill	1	0	1	0	0/0	0/0	0	6
Lynch	0	0	1	0	0/0	0/0	0	6
Saddler	0	0	0	1	0/0	0/0	0	6
Thompson	1	1	0	0	0/0	0/0	0	6
Tupa	1	1	0	0	0/0	0/0	0	6
W. Williams	1	0	1	0	0/0	0/0	0	6
<b>Team</b>	<b>16</b>	<b>6</b>	<b>10</b>	<b>3</b>	<b>19/19</b>	<b>21/30</b>	<b>0</b>	<b>196</b>
<b>Opponents</b>	<b>39</b>	<b>27</b>	<b>12</b>	<b>4</b>	<b>41/43</b>	<b>15/23</b>	<b>0</b>	<b>344</b>

## PASSING

	Att.	Comp.	Yds.	Comp. %	Yds./Att.	TD	TD%	Int.	Int. %	Long	Sack/Lost	Rating
Tupa	315	165	2,053	52.3	6.5	6	1.9	13	4.1	62	25/200	62.0
Gelbaugh	118	61	674	51.6	5.7	3	2.5	10	8.4	34+	9/90	42.1
Chandler	50	25	289	50.0	5.7	1	2.0	2	4.0	45+	7/58	57.8
Kupp	7	3	23	42.9	3.2	0	0.0	0	0.0	11	2/23	51.5
Thompson	1	0	0	0.0	0.0	0	0.0	0	0.0	0	0/0	39.6
<b>Team</b>	<b>491</b>	<b>254</b>	<b>3,039</b>	<b>51.6</b>	<b>6.1</b>	<b>10</b>	<b>2.0</b>	<b>25</b>	<b>5.0</b>	<b>62</b>	<b>43/372</b>	<b>56.4</b>
<b>Opponent</b>	<b>447</b>	<b>268</b>	<b>3,069</b>	<b>60.0</b>	<b>6.8</b>	<b>12</b>	<b>2.7</b>	<b>17</b>	<b>3.8</b>	<b>43</b>	<b>25/153</b>	<b>73.8</b>

## SACKS

Harvey R. Nunn 7, Swann 4, Faulkner 2, Braxton 1, E.Hill 1, Wahler 1.  
Team 25, Opponents 43

## RUSHING

No.	Yds.	Avg.	Long	TD	
Johnson	196	666	3.4	21	4
Thompson	126	376	3.0	22	1
Chandler	26	111	4.3	12	0
Chandler(Phx)	8	32	4.0	12	0
Tupa	28	97	3.5	17	1
Centers	14	44	3.1	8	0
E. Jones	5	24	4.8	9	0
Gelbaugh	9	23	2.6	13	0
Proehl	3	21	7.0	17	0
Flagler	1	7	7.0	7	0
Kupp	1	5	5.0	5	0
<b>Team</b>	<b>391</b>	<b>1,295</b>	<b>3.3</b>	<b>22</b>	<b>6</b>
<b>Opponents</b>	<b>493</b>	<b>2,136</b>	<b>4.3</b>	<b>60</b>	<b>27</b>

## RECEIVING

No.	Yds.	Avg.	Long	TD	
E. Jones	61	957	15.7	53	4
Proehl	55	766	13.9	62	2
R. Hill	43	495	11.5	31	1
Johnson	29	225	7.8	51	2
Centers	19	176	9.3	23	0
Jordan	15	127	8.5	19	0
Jackson	8	108	13.5	30	0
Flagler	8	85	10.6	17	0
Reeves	8	45	5.6	13	0
Thompson	7	52	7.4	14	0
W. Williams	1	3	3.0	3	1
<b>Team</b>	<b>254</b>	<b>3,039</b>	<b>12.0</b>	<b>62</b>	<b>10</b>
<b>Opponents</b>	<b>268</b>	<b>3,069</b>	<b>11.5</b>	<b>43</b>	<b>12</b>

## INTERCEPTIONS

No.	Yds.	Avg.	Long	TD	
McDonald	4	63	15.8	38	0
A. Williams	6	60	10.0	32	0
McDonald	5	36	7.2	13	0
Lynch	3	59	19.7	35	1
Zordich	1	27	27.0	27	0
Duerson	1	5	5.0	5	0
Fain (Cin-Phx.)	1	1	1.0	1	0
Fain (Phx.)	0	0	0.0	0	0
Patterson	1	0	0.0	0	0
<b>Team</b>	<b>17</b>	<b>187</b>	<b>11.0</b>	<b>35</b>	<b>1</b>
<b>Opponents</b>	<b>25</b>	<b>399</b>	<b>16.0</b>	<b>79</b>	<b>1</b>

## PUNT RETURNS

Ret.	FC	Yds.	Avg.	Long	TD	
Jackson	31	3	244	7.9	19	0
Centers	5	2	30	6.0	12	0
Proehl	4	0	26	6.5	14	0
Edwards	1	1	7	7.0	7	0
<b>Team</b>	<b>41</b>	<b>6</b>	<b>307</b>	<b>7.5</b>	<b>19</b>	<b>0</b>
<b>Opponents</b>	<b>48</b>	<b>12</b>	<b>313</b>	<b>6.5</b>	<b>24</b>	<b>0</b>

## KICKOFF RETURNS

No.	Yds.	Avg.	Long	TD	
Centers	16	330	20.6	39	0
Edwards	13	261	20.1	36	0
Flagler	12	208	17.3	32	0
R. Hill(Miami)	9	146	16.2	33	0
R. Hill (Phx.)	8	113	14.1	25	0
Jackson	2	41	20.5	21	0
Lomack	1	19	19.0	19	0
<b>Team</b>	<b>52</b>	<b>972</b>	<b>18.7</b>	<b>39</b>	<b>0</b>
<b>Opponents</b>	<b>42</b>	<b>958</b>	<b>22.8</b>	<b>99</b>	<b>1</b>

## PUNTING

No.	Yds.	Avg.	Net	TB	In20	Lg	Bk.	
Camarillo	76	3,445	45.3	38	9	19	60	1
<b>Team</b>	<b>77</b>	<b>3,445</b>	<b>44.7</b>	<b>38</b>	<b>9</b>	<b>19</b>	<b>60</b>	<b>1</b>
<b>Opponents</b>	<b>71</b>	<b>3,207</b>	<b>45.2</b>	<b>37</b>	<b>11</b>	<b>24</b>	<b>65</b>	<b>0</b>

## FIELD GOALS

	1-19	20-29	30-39	40-49	50+
G. Davis	0-0	6-6	7-7	5-10	3-7
<b>Team</b>	<b>0-0</b>	<b>6-6</b>	<b>7-7</b>	<b>5-10</b>	<b>3-7</b>
<b>Opponents</b>	<b>1-1</b>	<b>6-6</b>	<b>3-4</b>	<b>5-11</b>	<b>0-1</b>
<b>G. Davis:</b> (52N, 32G), (52G, 28G, 22G, 42G), (54N), (49N, 32G, 32G, 29G), (42N, 47G), (52G, 41N, 40G, 29G), (54N), (29G, 29G, 29G, 44N), ( ), ( ), ( ), (35G), (43N), ( ), (52N, 33G, 45G, 28G, 38G), (38G).					
<b>Opponents:</b> ( ), (47G, 47N), (44N, 29G, 48G), (48N, 52N, 45N, 41G), (38N, 39G), (42G, 27G), ( ), (29G), ( ), (36G, 27G), ( ), (45N), ( ), (42N, 42G, 27G), (18G), (27G, 39G).					

## USUAL STARTING LINEUP

Offense	Defense
<b>WR</b> .....Ernie Jones	<b>LE</b> .....Jeff Faulkner
<b>LT</b> .....Luis Sharpe	<b>NG</b> .....Jim Wahler
<b>LG</b> .....Joe Wolf	<b>RE</b> .....Craig Patterson
	Vernice Smith
<b>C</b> .....Bill Lewis	<b>LILB</b> .....Garth Jax
<b>RG</b> .....Lance Smith	<b>RILB</b> .....Eric Hill
<b>RT</b> .....Tootie Robbins	<b>ROLB</b> .....Ken Harvey
<b>TE</b> .....Walter Reeves	<b>LCB</b> .....Aeneas Williams
<b>WR</b> .....Ricky Proehl	Lorenzo Lynch
<b>QB</b> .....Tom Tupa	<b>RCB</b> .....Lorenzo Lynch
<b>H-B</b> .....Tim Jordan	Aeneas Williams
<b>RB</b> .....Johnny Johnson	<b>SS</b> .....Tim McDonald
<b>K</b> .....Greg Davis	<b>FS</b> .....Michael Zordich
	<b>P</b> .....Rich Camarillo

## NOTES

Encouragement from 4-0 preseason record and 2-0 start to regular season quickly dissipates as Cards drop 12 of next 14 games to finish 4-12, the most losses in franchise history ... QB **Timm Rosenbach** suffers ruptured anterior cruciate ligament in right knee in non-contact drill during evening practice Aug. 21 and misses season after reconstructive surgery ... Cards gamble in first round of NFL Draft by selecting DT **Eric Swann** despite no college playing experience ... little-known Southern University walk-on CB **Aeneas Williams**, picked in third round, starts 15 of 16 games and his six interceptions share NFC lead, making him the first rookie comeback to achieve the feat since the Cowboys' **Everson Walls** (11) in 1991 ... LB **Eric Hill** returns a fumble 85 yards for a touchdown in season-opener at L.A. Rams Sept. 1, one of a team-record five Card fumble recoveries.

## FINAL NFC EAST STANDINGS

Team	W	L	T	Pct.	Pts.	OP
Washington#	14	2	0	.875	485	224
Dallas*	11	5	0	.688	342	310
Philadelphia	10	6	0	.625	285	244
N.Y. Giants	8	8	0	.500	281	297
Phoenix	4	12	0	.250	196	344

#Top NFC playoff seed  
\*Wild-card playoff qualifiers

## 1992 (4-12)

### HEAD COACH JOE BUGEL

Sept. 6	At Tampa Bay	L	7-23	41,315
Sept. 13	Philadelphia	L	14-31	42,533
Sept. 20	At Dallas	L	20-31	62,575
Sept. 27 Open Date				
Oct. 4	Washington	W	27-24	34,488
Oct. 11	At N.Y. Giants	L	21-31	70,042
Oct. 18	New Orleans	L	21-30	27,735
Oct. 25	At Phila.	L	3-7	64,676
Nov. 1	S.F.	W	24-14	47,642
Nov. 8	At L.A. Rams	W	20-14	40,788
Nov. 15	At Atlanta	L	17-20	58,477
Nov. 22	Dallas	L	10-16	72,439
Nov. 29	At Washington	L	3-41	53,541
Dec. 6	San Diego	L	21-27	26,880
Dec. 12	N.Y. Giants	W	19-0	28,452
Dec. 20	At Indy	L	13-16	46,763
Dec. 27	Tampa Bay	L	3-7	29,645
243-332				

Home: 3-5 (309,814). Away: 1-7 (438,177).

## TEAM STATISTICS

	Cards	Opp.
Total First Downs	277	281
Rushing	88	101
Passing	161	163
Penalty	28	17
Total Net Yards	4577	5126
Avg. Per Game	286.1	320.4
Total Plays	948	915
Avg. Per Play	4.8	5.6
Net Yards Rushing	1491	1635
Avg. Per Game	93.2	102.2
Total Rushes	395	436
Net Yards Passing	3086	3491
Avg. Per Game	192.9	218.2
Sacked/Yards Lost	36/258	27/196
Gross Yards	3,344	3,687
Att./Comp./Pct.	517/298/57.6	452/276/61.6
Had Intercepted	24	16
Punts/Average	58/42.8	62/42.8
Penalties/Yards	85/722	101/826
Fumbles/Lost	26/18	25/12
Touchdowns	29	40
Rushing	11	13
Passing	15	24
Returns	3	3

## SCORE BY PERIOD

	Q1	Q2	Q3	Q4	OT	Pts.
Team	58	70	43	72	0	243
Opponents	62	108	88	74	0	332

## SCORING

	TD	R	P	PAT	FG	S	Pts.
G. Davis	0	0	0	0	28/28	13/26	0
Johnson	6	6	0	0	0/0	0	36
E. Jones	4	0	4	0	0/0	0	24
R. Hill	3	0	3	0	0/0	0	18
Massey	3	0	3	0	0/0	0	18
Proehl	3	0	3	0	0/0	0	18
Bailey	2	1	1	0	0/0	0	12
Brown	2	2	0	0	0/0	0	12
Centers	2	0	2	0	0/0	0	12
Chandler	1	1	0	0	0/0	0	6
Edwards	1	0	1	0	0/0	0	6
Jackson	1	0	1	0	0/0	0	6
Thompson	1	1	0	0	0/0	0	6
Swann	0	0	0	0	0/0	1	2

## PASSING

	Att.	Comp.	Yds.	Comp. %	Yds./Att.	TD	TD%	Int.	Int. %	Long	Sack/Lost	Rating
Chandler	413	245	2,832	59.3	6.86	15	3.6	15	3.6	72t	29/226	77.1
Rosenbach	92	49	483	53.3	5.25	0	0.0	6	6.5	45	7/32	41.2
Sacca	11	4	29	36.4	2.64	0	0.0	2	18.2	16	0/0	5.3
Proehl	1	0	0	0.0	0.00	0	0.0	1	100.0	0	0/0	0.0
Team	517	298	3,344	57.6	6.47	15	2.9	24	4.6	72t	36/258	67.4
Opponents	452	276	3,687	61.1	8.16	24	5.3	16	3.5	87t	27/196	89.9

## SCORING (CONT.)

	TD	R	P	PAT	FG	S	Pts.
Camarillo	0	0	0	0	0/1	0/0	0
Team	29	11	15	3	28/29	13/26	1243
Opponents	40	13	24	3	38/40	18/28	0

## SACKS

Harvey, 6.0; M. Jones, 6.0; Nunn, 4.0; Bankston, 2.0; R. Davis, 2.0; Rucket, 2.0; Swann, 2.0; Hyche, 1.0; J. Jones, 1.0; Faulkner 0.5; McDonald 0.5.

Team 27.0, Opponents 36.0

## RUSHING

	No.	Yds.	Avg.	Long	TD
Johnson	178	734	4.1	42t	6
Bailey	52	233	4.5	15	1
Brown	68	194	2.9	13	2
Chandler	36	149	4.1	18	1
Centers	37	139	3.8	28	0
Proehl	3	23	7.7	10	0
Rosenbach	9	11	1.2	10	0
Thompson	8	8	1.0	6	1
R. Hill	1	4	4.0	4	0
Blount	1	-1	-1.0	-1	0
E. Jones	2	-3	-1.5	1	0
Team	395	1,491	3.8	42t	11
Opponents	436	1,635	3.8	63t	13

## RECEIVING

	No.	Yds.	Avg.	Long	TD
Proehl	60	774	12.4	63t	3
R. Hill	58	861	14.8	49	3
Centers	50	417	8.3	26	2
E. Jones	38	559	14.7	72t	4
Bailey	33	331	10.0	34	1
Edwards	14	147	10.5	25t	1
Johnson	14	103	7.4	26	0
Rolle	13	64	4.9	12	0
Brown	7	54	7.7	18	0
Reeves	6	28	4.7	12	0
Blount	3	18	6.0	18	0
Ware	1	13	13.0	13	0
Jackson	1	5	5.0	5t	1
Team	298	3,344	11.2	72t	15
Opponents	276	3,687	13.4	87t	24

## INTERCEPTIONS

	No.	Yds.	Avg.	Long	TD
Massey	5	147	29.4	46t	3
Zordich	3	37	12.3	23	0
A. Williams	3	25	8.3	23	0
McDonald	2	35	17.5	20	0
D. Davis	2	27	13.5	27	0
J. Jones	1	27	27.0	27	0
Team	16	298	18.6	46t	3
Opponents	24	279	11.6	65	1

## PUNT RETURNS

	Ret.	FC	Yds.	Avg.	Long	TD
Bailey	20	8	263	13.2	65	0
Blount	13	4	101	7.8	16	0
Team	33	12	364	11.0	65	0
Opponents	22	11	141	6.4	26	0

## KICKOFF RETURNS

	No.	Yds.	Avg.	Long	TD
Bailey	28	690	24.6	63	0
Blount	11	251	22.8	52	0
Edwards	8	143	17.9	24	0
Jackson	1	17	17.0	17	0
Rolle	1	10	10.0	10	0
L. Smith	2	16	8.0	13	0
Team	51	1,127	22.1	63	0
Opponents	42	767	18.3	43	0

## PUNTING

	No.	Yds.	Avg.	Net	TB	In20	Lg	Bk.
Camarillo	54	2,317	42.9	39.6	2	23	73	0
G. Davis	4	167	41.8	36.8	1	0	52	0
Team	58	2,484	42.8	39.4	3	23	73	0
Opponents	62	2,656	42.8	34.7	7	13	62	0

## FIELD GOALS

	1-19	20-29	30-39	40-49	50+
G. Davis	0-0	6-10	3-4	4-9	0-3
Team	0-0	6-10	3-4	4-9	0-3
Opponents	1-1	6-6	5-9	4-9	2-3

G. Davis: ( ), (48N), (22G,42G), ( ), ( ), ( ), (24N, 34G) (29N, 33G), (40N), (49N, 32G), (53G), (46N, 42N), ( ) ( ) (27G, 35G), (28G), (32G, 18G), (50G, 43G), ( ), (26G, 59N, 28G, 42G), (40N, 33N, 36N).

## USUAL STARTING LINEUP

Offense	Defense
WR.....Randall Hill	LE.....Jeff Faulkner
	Ernie Jones
LT.....Luis Sharpe	DT.....Jim Wahler
LG.....Mark May	Michael Bankston
C.....Danny Villa	DT.....Mike Jones
	Keith Rucker
RG.....Lance Smith	RE.....Freddie Joe Nunn
RT.....Rick Cunningham	Reuben Dowe
	Danny Villa
TE.....Walter Reeves	ILB.....Tyrone Stove
WR.....Ricky Proehl	ILB.....Eric Hill
QB.....Timm Rosenbach	OLB.....Ken Harvey
	LB/DB. Lorenzo Lynch
	LCB.....Robert Massey
H-B.....Butch Rolle	RCB.....Aeneas Williams
RB.....Johnny Johnson	SS.....Tim McDonald
	FS.....Michael Zordich
	Ivory Lee Brown
K.....Greg Davis	P.....Rich Camarillo

## NOTES

Despite considerable improvement on both offense and defense, Cards lose six games by six points or less to post a second consecutive 4-12 season ... defense allows fewest rushing yards (1,635) in 32 seasons (1,558, 1968) and fewest points in (24) since 1978 (296) ... CB Robert Massey becomes 17th player in NFL history to return two interceptions for touchdowns in one game (31 and 41 yards in fourth quarter Oct. 4 vs. Washington) ... Pro Bowl P Rich Camarillo narrowly misses becoming the first player in NFL history to achieve a 40-yard net punting average with a 39.6-yard net mark.

## FINAL NFC EAST

### STANDINGS

Team	W	L	T	Pct.	Pts.	OP
Dallas*	13	3	0	.813	409	243
Philadelphia*	11	5	0	.688	354	245
Washington*	9	7	0	.563	300	255
N.Y. Giants	6	10	0	.375	306	367
Phoenix	4	12	0	.250	243	332

\*Wild-card playoff qualifiers

## 1993 (7-9)

### HEAD COACH JOE BUGEL

Sept. 5	At Philadelphia	L	17-23	59,831
Sept. 12	At Washington	W	17-10	53,525
Sept. 19	Dallas	L	10-17	73,025
Sept. 26	At Detroit	L	20-26	57,180
Oct. 3	Open Date			
Oct. 10	New England	L	21-23	36,115
Oct. 17	Washington	W	36-6	48,143
Oct. 24	At S.F.	L	14-28	62,020
Oct. 31	New Orleans	L	17-20	36,778
Nov. 7	Philadelphia	W	16-3	41,634
Nov. 14	At Dallas	L	15-20	64,224
Nov. 21	Open Date			
Nov. 28	At N.Y. Giants	L	17-19	59,979
Dec. 5	L.A. Rams	W	38-10	33,964
Dec. 12	Detroit	L	14-21	39,393
Dec. 19	At Seattle (OT)	W	30-27	45,737
Dec. 26	N.Y. Giants	W	17-6	53,414
Jan. 2	At Atlanta	W	27-10	44,360
			326-269	
Home: 4-4 (362,466).		Away: 3-5 (446,856).		

## TEAM STATISTICS

	Cards	Opp.
<b>Total First Downs</b>	<b>295</b>	<b>278</b>
Rushing	107	106
Passing	173	158
Penalty	15	14
<b>Total Net Yards</b>	<b>5213</b>	<b>5167</b>
Avg. Per Game	325.8	322.9
Total Plays	1,007	962
Avg. Per Play	5.2	5.4
<b>Net Yards Rushing</b>	<b>1809</b>	<b>1861</b>
Avg. Per Game	113.1	116.3
Total Rushes	452	433
<b>Net Yards Passing</b>	<b>3404</b>	<b>3306</b>
Avg. Per Game	212.8	206.6
Sacked/Yards Lost	33/231	34/205
Gross Yards	3,635	3,511
Att./Comp./Pct.	522/310/59.4	495/281/56.8
Had Intercepted	20	9
<b>Punts/Average</b>	<b>73/43.7</b>	<b>78/42.7</b>
<b>Penalties/Yards</b>	<b>77/644</b>	<b>95/730</b>
<b>Fumbles/Lost</b>	<b>23/11</b>	<b>27/17</b>
<b>Touchdowns</b>	<b>37</b>	<b>27</b>
Rushing	12	13
Passing	21	14
Returns	4	0

## SCORE BY PERIOD

	Q1	Q2	Q3	Q4	OT	Pts.
Team	54	98	79	92	3	326
Opponents	58	84	53	74	0	269

## Scoring

	TD	R	P	R	PAT	FG	S	Pts.
G. Davis	0	0	0	0	37/37	21/28	0	100
Moore	9	9	0	0	0/0	0/0	0	54
Proehl	7	0	7	0	0/0	0/0	0	42
Clark	4	0	4	0	0/0	0/0	0	24
R. Hill	4	0	4	0	0/0	0/0	0	24
Centers	3	0	3	0	0/0	0/0	0	18
Bailey	2	1	0	1	0/0	0/0	0	12
Williams	2	0	2	0	0/0	0/0	0	12
Blount	1	1	0	0	0/0	0/0	0	6
Edwards	1	0	1	0	0/0	0/0	0	6
Hearst	1	0	1	0	0/0	0/0	0	6
Lynch	1	0	0	1	0/0	0/0	0	6
Reeves	1	0	1	0	0/0	0/0	0	6
Rolle	1	0	1	0	0/0	0/0	0	6
Swann	0	0	0	0	0/0	0/0	1	2
<b>Team</b>	<b>37</b>	<b>12</b>	<b>21</b>	<b>4</b>	<b>37/37</b>	<b>21/28</b>	<b>2</b>	<b>326</b>
<b>Opponents</b>	<b>27</b>	<b>13</b>	<b>14</b>	<b>0</b>	<b>27/27</b>	<b>26/35</b>	<b>1</b>	<b>269</b>

## PASSING

	Att.	Comp.	Yds.	Comp. %	Yds./Att.	TD	TD%	Int.	Int. %	Long	Sack/Lost	Rating
Beuerlein	418	258	3,164	61.7	7.57	18	4.3	17	4.1	65t	29/206	82.5
Chandler	103	52	471	50.5	4.57	3	2.9	2	1.9	27t	4/25	64.8
Hearst	1	0	0	0.0	0.00	0	0.0	1	100.0	0	0/0	0.0
<b>Team</b>	<b>522</b>	<b>310</b>	<b>3,635</b>	<b>59.4</b>	<b>6.96</b>	<b>21</b>	<b>4.0</b>	<b>20</b>	<b>3.8</b>	<b>65t</b>	<b>33/231</b>	<b>78.0</b>
<b>Opponents</b>	<b>495</b>	<b>281</b>	<b>3,511</b>	<b>56.8</b>	<b>7.09</b>	<b>14</b>	<b>2.8</b>	<b>9</b>	<b>1.8</b>	<b>86</b>	<b>34/205</b>	<b>80.8</b>

## SACKS

Harvey 9.5, Nunn 6.5, Swann 3.5, Bankston 3, Booty 3, M. Jones 3, Stowe 1.5, R. Davis 1, E. Hill 1, Lynch 1, Oldham 1.  
**Team 34.0, Opponents 33.0**

## RUSHING

	No.	Yds.	Avg.	Long	TD
Moore	263	1,018	3.9	20	9
Hearst	76	264	3.5	57	1
Bailey	49	253	5.2	31	1
Centers	25	152	6.1	33	0
Proehl	8	47	5.9	17	0
Beuerlein	22	45	2.0	20	0
Blount	5	28	5.6	7	1
Chandler	3	2	0.7	1	0
Camarillo	1	0	0.0	0	0
<b>Team</b>	<b>452</b>	<b>1,809</b>	<b>4.0</b>	<b>57</b>	<b>12</b>
<b>Opponents</b>	<b>433</b>	<b>1,861</b>	<b>4.3</b>	<b>48</b>	<b>13</b>

## RECEIVING

	No.	Yds.	Avg.	Long	TD
Centers	66	603	9.1	29	3
Proehl	65	877	13.5	51t	7
Clark	63	818	13.0	55	4
R. Hill	35	519	14.8	58t	4
Bailey	32	243	7.6	30	0
Edwards	13	326	25.1	65t	1
Rolle	10	67	6.7	22	1
Reeves	9	67	7.4	18	1
Hearst	6	18	3.0	9	0
Blount	5	36	7.2	9	0
Ware	3	45	15.0	27	0
Moore	3	16	5.3	6	0
<b>Team</b>	<b>310</b>	<b>3,635</b>	<b>11.7</b>	<b>65t</b>	<b>21</b>
<b>Opponents</b>	<b>281</b>	<b>3,511</b>	<b>12.5</b>	<b>86</b>	<b>14</b>

## INTERCEPTIONS

	No.	Yds.	Avg.	Long	TD
Lynch	3	13	4.3	13	0
Williams	2	87	43.5	46t	1
Booty	2	24	12.0	19	0
Oldham	1	0	0.0	0	0
Zordich	1	0	0.0	0	0
<b>Team</b>	<b>9</b>	<b>124</b>	<b>13.8</b>	<b>46t</b>	<b>1</b>
<b>Opponents</b>	<b>20</b>	<b>143</b>	<b>7.2</b>	<b>37</b>	<b>0</b>

## PUNT RETURNS

	Ret.	FC	Yds.	Avg.	Long	TD
Bailey	35	5	282	8.1	58t	1
Blount	9	3	90	10.0	25	0
Edwards	3	3	12	4.0	11	0
<b>Team</b>	<b>47</b>	<b>11</b>	<b>384</b>	<b>8.2</b>	<b>58t</b>	<b>1</b>
<b>Opponents</b>	<b>30</b>	<b>19</b>	<b>267</b>	<b>8.9</b>	<b>33</b>	<b>0</b>

## KICKOFF RETURNS

	No.	Yds.	Avg.	Long	TD
Bailey	31	699	22.5	48	0
Blount	8	163	20.4	27	0
Edwards	3	51	17.0	20	0
Lofton	1	18	18.0	18	0
Moore	1	11	11.0	11	0
Moore	1	9	9.0	9	0
<b>Team</b>	<b>45</b>	<b>951</b>	<b>21.1</b>	<b>48</b>	<b>0</b>
<b>Opponents</b>	<b>51</b>	<b>994</b>	<b>19.5</b>	<b>61</b>	<b>0</b>

## PUNTING

	No.	Yds.	Avg.	Net	TB	In20	Lg	Bk.
Camarillo	73	3,189	43.7	37.8	8	23	61	0
<b>Team</b>	<b>73</b>	<b>3,189</b>	<b>43.7</b>	<b>37.8</b>	<b>8</b>	<b>23</b>	<b>61</b>	<b>0</b>
<b>Opponents</b>	<b>78</b>	<b>3,333</b>	<b>42.7</b>	<b>36.8</b>	<b>4</b>	<b>23</b>	<b>62</b>	<b>1</b>

## FIELD GOALS

	1-19	20-29	30-39	40-49	50+
G. Davis	1-1	11-11	1-1	4-10	4-5
<b>Team</b>	<b>1-1</b>	<b>11-11</b>	<b>1-1</b>	<b>4-10</b>	<b>4-5</b>
<b>Opponents</b>	<b>1-1</b>	<b>11-12</b>	<b>7-7</b>	<b>6-9</b>	<b>1-3</b>

G. Davis: (24G), (53G, 47N), (20G), (54G, 30G), ( ), (23G, 45G), ( ), (28G, 49N), (23G, 20G, 29G, 47N, 40N), (19G, 47G), (47G), (27G), (44B), (41B, 50G, 55G, 41G), (53N, 20G), (29G, 20G), (24G, 22G, 27G, 22G, 54G), (22G, 57G, 22G, 54G), (22G, 57G), ( ), (37G, 47G, 39N), (19G, 22G, 42N), (24G).

## USUAL STARTING LINEUP

Offense	Defense
<b>WR</b> .....Gary Clark	<b>LE</b> .....Michael Bankston
	Freddie Joe Nunn
	Randal Hill
<b>LT</b> .....Luis Sharpe	<b>LT</b> .....Eric Swann
<b>LG</b> .....Mark May	<b>RT</b> .....Keith Rucker
	RE.....Reuben Davis
	Joe Wolf
<b>C</b> .....Ed Cunningham	Freddie Joe Nunn
<b>RG</b> .....Lance Smith	<b>ILB</b> .....Eric Hill
<b>RT</b> .....Rick Cunningham	<b>ILB</b> .....Tyronne Stowe
<b>TE</b> .....Walter Reeves	Ken Harvey
<b>WR</b> .....Ricky Proehl	<b>LCB</b> .....Aeneas Williams
<b>QB</b> .....Steve Beuerlein	<b>RCB</b> .....Robert Massey
<b>H-B</b> .....Larry Centers	<b>S</b> .....Dave Duerson
	Lorenzo Lynch
	Butch Rolle
<b>RB</b> .....Ronald Moore	<b>FS</b> .....John Booty
	<b>SS</b> .....Chuck Cecil
	Garrison Hearst
<b>K</b> .....Greg Davis	Lorenzo Lynch
	P.....Rich Camarillo

## NOTES

A 5-3 record and three consecutive victories to finish season 7-9 are not enough to save Head Coach Joe Bugel's job ... rushing offense improves from 26th (1992) to sixth overall and scoring jumps from 24th to fourth ... defensively, six opponents held to 10 points or less, a Cardinal first since 1936 ... first-round draft pick RB Garrison Hearst suffers season-ending knee injury in sixth game ... Pittsburg (Kan.) State rookie RB Ronald Moore rushes for 1,018 yards and leads all NFL rookies with nine touchdowns ... Moore becomes only fifth rookie in NFL history to tally four rushing touchdowns in one game (vs. L.A. Rams, Dec. 5) ... franchise-record crowd of 73,025 sees Cards lose 17-10 to Dallas on Sept. 19 ... Cards snap 14-game losing streak at R.F.K. Stadium with a 17-10 victory Sept. 12, their first success at Washington since 1978.

## FINAL NFC EAST STANDINGS

Team	W	L	T	Pct.	Pts.	OP
Dallas#	12	4	0	.750	376	229
N.Y. Giants*	11	5	0	.688	288	205
Philadelphia	8	8	0	.500	293	315
Phoenix	7	9	0	.438	326	269
Washington	4	12	0	.250	230	345

#Top NFC playoff seed  
 \*Wild-card playoff qualifier



## 1995 (4-12)

### HEAD COACH BUDDY RYAN

Sept. 3 At Washington	L	7-27	52,731
Sept. 10 Philadelphia	L	19-31	45,004
Sept. 17 At Detroit	W	20-17	58,727
Sept. 24 At Dallas	L	20-34	64,560
Oct. 1 Kansas City	L	3-24	50,211
Oct. 8 At N.Y. Giants (OT)	L	21-27	68,463
Oct. 15 Washington	W	24-20	42,370
Oct. 22 Open Date			
Oct. 29 Seattle (OT)	W	20-14	39,600
Nov. 5 At Denver	L	6-38	71,488
Nov. 12 Minnesota (OT)	L	24-30	51,342
Nov. 19 At Carolina	L	7-27	49,582
Nov. 26 Atlanta (OT)	W	40-37	35,147
Nov. 30 N.Y. Giants	L	6-10	44,246
Dec. 9 At San Diego	L	25-28	55,258
Dec. 17 At Philadelphia	L	20-21	62,076
Dec. 25 Dallas	L	13-37	72,394
		275-422	

Home: 3-5 (380,314). Away: 1-7 (482,885).

## TEAM STATISTICS

	Cards	Opp.
<b>Total First Downs</b> .....	<b>285</b>	<b>310</b>
Rushing	65	105
Passing	184	180
Penalty	36	25
<b>Total Net Yards</b> .....	<b>4866</b>	<b>5704</b>
Avg. Per Game	304.1	356.5
Total Plays	1,002	995
Avg. Per Play	4.9	5.7
<b>Net Yards Rushing</b> .....	<b>1363</b>	<b>2249</b>
Avg. Per Game	85.2	140.6
Total Rushes	387	503
<b>Net Yards Passing</b> .....	<b>3503</b>	<b>3455</b>
Avg. Per Game	218.9	215.9
Sacked/Yards Lost	55/390	31/200
Gross Yards	3,893	3,655
Att./Comp./Pct.	560/327/58.4	461/264/57.3
Had Intercepted	24	19
<b>Punts/Average</b> .....	<b>72/43.8</b>	<b>62/43.5</b>
<b>Penalties/Yards</b> .....	<b>119/835</b>	<b>117/860</b>
<b>Fumbles/Lost</b> .....	<b>41/19</b>	<b>39/23</b>
<b>Touchdowns</b> .....	<b>26</b>	<b>53</b>
Rushing	3	14
Passing	17	33
Returns	6	6

## SCORE BY PERIOD

	Q1	Q2	Q3	Q4	OT	Pts.
Team	35	108	53	70	9	275
Opponents	75	136	109	90	12	422

## SCORING

	TD	R	P	R	PAT	FG	S	Pts.
G. Davis	0	0	0	0	19/19	30/39	0	109
Moore	5	0	5	0	0/0	0/0	0	32
Centers	4	2	0	0	0/0	0/0	0	24
Williams	3	0	3	0	0/0	0/0	0	18
Sanders	2	0	2	0	0/0	0/0	0	16
Edwards	2	0	2	0	0/0	0/0	0	12
Gaines	2	0	2	0	0/0	0/0	0	12
Hearst	2	1	0	0	0/0	0/0	0	12
McBride	2	0	2	0	0/0	0/0	0	12
Anderson	1	0	1	0	0/0	0/0	0	10
Lynch	1	0	0	1	0/0	0/0	0	6

## PASSING

	Att.	Comp.	Yds.	Comp. %	Yds./Att.	TD	TD%	Int.	Int. %	Long	Sack/Lost	Rating
Krieg	521	304	3,554	58.3	6.82	16	3.1	21	4.0	48	53/380	72.6
Buck	32	20	271	62.5	8.47	1	3.1	0	0.0	28	2/10	99.9
Case	2	1	19	50.0	9.50	0	0.0	1	50.0	19	0/0	43.8
Hearst	2	1	16	50.0	8.00	0	0.0	0	0.0	16	0/0	77.1
Moore	2	1	33	50.0	16.50	0	0.0	1	50.0	33	0/0	56.3
Centers	1	0	0	0.0	0.00	0	0.0	1	100.0	0	0/0	0.0
<b>Team</b>	<b>560</b>	<b>327</b>	<b>3,893</b>	<b>58.4</b>	<b>6.95</b>	<b>17</b>	<b>3.0</b>	<b>24</b>	<b>4.3</b>	<b>48</b>	<b>55/390</b>	<b>72.0</b>
<b>Opponents</b>	<b>461</b>	<b>264</b>	<b>3,655</b>	<b>57.3</b>	<b>7.93</b>	<b>33</b>	<b>7.2</b>	<b>19</b>	<b>4.1</b>	<b>73t</b>	<b>31/200</b>	<b>89.5</b>

## SCORING (CONT.)

	TD	R	P	R	PAT	FG	S	Pts.
McCants	1	0	0	1	0/0	0/0	0	6
Simmons	1	0	0	1	0/0	0/0	0	6
<b>Team</b>	<b>26</b>	<b>3</b>	<b>17</b>	<b>6</b>	<b>19/19</b>	<b>30/39</b>	<b>0</b>	<b>275</b>
<b>Opponents</b>	<b>53</b>	<b>14</b>	<b>33</b>	<b>6</b>	<b>50/51</b>	<b>18/25</b>	<b>0</b>	<b>422</b>

Two-Point Conversions: Anderson 2, Sanders 2, Moore 1.  
Team 5-6, Opponents 0-0

## SACKS

Simmons 11, Swann 8.5, Bankston 2.0, Hill 2.0, Hoage 1.0, Irving 1.0, Joyner 1.0, Lynch 1.0, Miller 1.0, Wilson 1.0, Alexander 0.5, C. Brown 0.5, McCants 0.5.

Team 31.0, Opponents 55.0

## RUSHING

	No.	Yds.	Avg.	Long	TD
Hearst	284	1,070	3.8	38	1
Centers	78	254	3.3	20	2
Krieg	19	29	1.5	17	0
Case	1	4	4.0	4	0
Feagles	2	4	2.0	4	0
Lassiter	1	1	1.0	1	0
Sanders	1	1	1.0	1	0
Buck	1	0	0.0	0	0
Johnson	2	-2	-1.0	0	0
<b>Team</b>	<b>387</b>	<b>1,363</b>	<b>3.5</b>	<b>38</b>	<b>3</b>
<b>Opponents</b>	<b>503</b>	<b>2,249</b>	<b>4.5</b>	<b>76t</b>	<b>14</b>

## RECEIVING

	No.	Yds.	Avg.	Long	TD
Centers	101	962	9.5	32	2
Moore	63	907	14.4	45	5
Sanders	52	883	17.0	48	2
Edwards	29	417	14.4	28t	2
Hearst	29	243	8.4	39	1
Gaines	14	117	8.4	22t	2
McBride	13	112	8.6	24	2
Dowdell	10	96	9.6	23	0
Reeves	6	62	10.3	22	0
Fann	5	41	8.2	13	0
Anderson	3	34	11.3	18	1
Samuels	2	19	9.5	12	0
<b>Team</b>	<b>327</b>	<b>3,893</b>	<b>11.9</b>	<b>48</b>	<b>17</b>
<b>Opponents</b>	<b>264</b>	<b>3,655</b>	<b>13.8</b>	<b>73t</b>	<b>33</b>

## INTERCEPTIONS

	No.	Yds.	Avg.	Long	TD
Williams	6	86	14.3	48t	2
Joyner	3	9	3.0	11	0
Hunter	2	21	10.5	21	0
Alexander	2	14	7.0	14	0
Hoage	2	0	0.0	0	0
Lynch	1	72	72.0	72t	1
Bankston	1	28	28.0	28	0
Simmons	1	25	25.0	25t	1
Paul	1	4	4.0	4	0
<b>Team</b>	<b>19</b>	<b>259</b>	<b>13.6</b>	<b>72t</b>	<b>4</b>
<b>Opponents</b>	<b>24</b>	<b>307</b>	<b>12.8</b>	<b>58t</b>	<b>4</b>

## PUNT RETURNS

	Ret.	FC	Yds.	Avg.	Long	TD
Edwards	18	11	131	7.3	16	0
Reeves	4	0	41	10.3	14	0
Dowdell	1	0	0	0.0	0	0
<b>Team</b>	<b>23</b>	<b>11</b>	<b>172</b>	<b>7.5</b>	<b>16</b>	<b>0</b>
<b>Opponents</b>	<b>32</b>	<b>14</b>	<b>242</b>	<b>7.6</b>	<b>25</b>	<b>0</b>

## KICKOFF RETURNS

	No.	Yds.	Avg.	Long	TD
Terry	37	808	21.8	53	0
Dowdell	18	344	19.1	28	0
Johnson(NFL)	11	259	23.5	70	0
Johnson(AZ)	11	259	23.5	70	0
Edwards	3	50	16.7	24	0

## KICKOFF RETURNS (CONT.)

	No.	Yds.	Avg.	Long	TD
Higgs	2	26	13.0	17	0
Anderson	1	17	17.0	17	0
Centers	1	15	15.0	15	0
<b>Team</b>	<b>73</b>	<b>1,519</b>	<b>20.8</b>	<b>70</b>	<b>0</b>
<b>Opponents</b>	<b>65</b>	<b>1,593</b>	<b>24.5</b>	<b>92t</b>	<b>2</b>

## PUNTING

	No.	Yds.	Avg.	Net	TB	In20	Lg	Blk.
Feagles	72	3,150	43.8	38.2	8	20	60	0
<b>Team</b>	<b>72</b>	<b>3,150</b>	<b>43.8</b>	<b>38.2</b>	<b>8</b>	<b>20</b>	<b>60</b>	<b>0</b>
<b>Opponents</b>	<b>62</b>	<b>2,594</b>	<b>43.5</b>	<b>38.1</b>	<b>8</b>	<b>21</b>	<b>65</b>	<b>0</b>

## FIELD GOALS

	1-19	20-29	30-39	40-49	50+
Davis	1-1	13-14	9-10	6-8	1-6
<b>Team</b>	<b>0-1</b>	<b>13-14</b>	<b>9-10</b>	<b>6-8</b>	<b>1-6</b>
<b>Opponents</b>	<b>0-0</b>	<b>8-8</b>	<b>5-7</b>	<b>3-7</b>	<b>2-3</b>

Davis: (51N), (21G, 29G), (55G, 41G, 25G, 25G), (54N, 31G, 19G), (48G) (23G, 57N, 36G, 50M), (24G), (27B), (31G, 20G, 54N), (39G, 44G, 44G), (1), (44G, 29G, 23G, 45N, 28G), (44G, 28G) (37N, 36G), (37G, 35G, 37G, 35G, 47N), (21G, 23G).  
Opponents: (36G, 22G), (51N, 43G), (21G) (25G, 30G), (28G), (1), (38G, 25G), (43B), (53G) (43G, 32N), (37B, 42G, 30G), (21G), (46N, 51G, 47B), (1), (48B) (39G, 24G).

## USUAL STARTING LINEUP

Offense	Defense
WR.....Rob Moore	LE.....Michael Bankston
LT.....Ernest Dyke	LT.....Eric Swann
RB.....Larry Tharpe	RT.....Bernard Wilson
LG.....Duval Love	RE.....Clyde Simmons
C.....Ed Cunningham	LL.....Seth Joyner
RB.....Jamie Dukes	MLB.....Eric Hill
RG.....Anthony Redmon	RLB.....Terry Irving
Bernard Dainey	Jamir Miller
RT.....Larry Tharpe	LCB.....Aeneas Williams
Rob Selby	RCB.....Patrick Hunter
TE.....Wendall Gaines	Tito Paul
Oscar McBride	Lance Brown
WR.....Frank Sanders	SS.....Lorenzo Lynch
QB.....Dave Krieg	FS.....Brent Alexander
FB.....Larry Centers	Terry Hoage
RB.....Garrison Hearst	P.....Jeff Feagles
K.....Greg Davis	

## NOTES

Cards lose seven of final eight games to drop to 4-12, costing Head Coach **Buddy Ryan** his job ... defense ranks last against the run and in scoring defense despite league highs of 42 takeaways and 23 fumble recoveries ... Arizona's offense leads NFL with 43 turnovers (24 interceptions, 19 lost fumbles) ... low light of season at expansion Carolina Nov. 19 as Cards gain just 96 total yards, their lowest output in 40 years ... **FB Larry Centers** earns first Pro Bowl honor as first running back in league history to eclipse 100-pass reception plateau with 101 catches, a franchise record ... **Garrison Hearst** owns dubious distinction of becoming first running back in NFL history to score only one rushing touchdown during a 1,000-yard (1,070) season.

## FINAL NFC EAST STANDINGS

Team	W	L	T	Pct.	Pts.	OP
Dallas#	12	4	0	.750	435	291
Philadelphia*	10	6	0	.625	318	338
Washington	6	10	0	.375	326	359
N.Y. Giants	5	11	0	.313	290	340
Arizona	4	12	0	.250	275	422

#Top NFC playoff seed

\*Wild-card playoff qualifier









## 1999 (6-10)

### HEAD COACH VINCE TOBIN

Sept. 12	At Philadelphia	W 25-24	64,113
Sept. 19	At Miami	L 16-19	73,618
Sept. 27	San Francisco	L 10-24	70,993
Oct. 3	At Dallas	L 7-35	64,169
Oct. 10	N.Y. Giants	W 14-3	43,968
Oct. 17	Washington	L 10-24	51,789
Oct. 24	Open Date		
Oct. 31	New England	L 3-27	47,030
Nov. 7	At N.Y. Jets	L 7-12	77,857
Nov. 14	Detroit	W 23-19	41,924
Nov. 21	Dallas	W 13-9	64,773
Nov. 28	At N.Y. Giants	W 34-24	77,809
Dec. 5	Philadelphia	W 21-17	41,187
Dec. 12	At Washington	L 3-28	75,851
Dec. 19	Buffalo	L 2-21	59,509
Dec. 26	At Atlanta	L 14-37	47,074
Jan. 2	At Green Bay	L 24-49	59,818
		245-382	
Home: 4-4 (421,173).	Away: 2-6 (540,309).		

## TEAM STATISTICS

	Cards	Opp.
<b>Total First Downs</b> .....	<b>254</b>	<b>301</b>
Rushing	77	128
Passing	150	157
Penalty	27	16
3rd Down: Made/Att.	72/221	94/232
3rd Down Pct.	32.6	40.5
4th Down: Made Att.	4/17	4/15
4th Down Pct.	23.5	26.7
<b>Possession Average</b> ...	<b>27:10</b>	<b>32:51</b>
<b>Total Net Yards</b> .....	<b>4010</b>	<b>5422</b>
Avg. Per Game	259.6	338.9
Total Plays	959	1,068
Avg. Per Play	4.0	5.1
<b>Net Yards Rushing</b> .....	<b>1,207</b>	<b>2,265</b>
Avg. Per Game	5.4	141.6
Total Rushes	396	542
<b>Net Yards Passing</b> .....	<b>2,803</b>	<b>3,157</b>
Avg. Per Game	175.2	197.3
Sacked/Yards Lost	45/282	33/229
Gross Yards	3,085	3,386
Att./Completions	558/287	493/294
Completion Pct.	51.4	59.6
Had Intercepted	30	17
<b>Punts/Average</b> .....	<b>94/42.0</b>	<b>89/42.4</b>
<b>Net Punting Average</b> 94/36.7	.....	<b>89/34.2</b>
<b>Penalties/Yards</b> .....	<b>70/481</b>	<b>112/938</b>
<b>Fumbles/Balls Lost</b> .....	<b>31/10</b>	<b>28/10</b>
<b>Touchdowns</b> .....	<b>27</b>	<b>48</b>
Rushing	13	17
Passing	11	25
Returns	3	6

## SCORE BY PERIOD

	Q1	Q2	Q3	Q4	OT	Pts.
Team	19	97	50	79	0	245
Opponents	118	97	56	111	0	382

## SCORING

	TD	R	P	R	PAT	FG	S	Pts.
Jacke	0	0	0	0	26/26	19/27	0	83
Bates	9	9	0	0	0/0	0/0	0	54
Moore	5	0	0	0	0/0	0/0	0	30
Boston	2	0	2	0	0/0	0/0	0	12
Pittman	2	2	0	0	0/0	0/0	0	12
Plummer	2	2	0	0	0/0	0/0	0	12
Cody	1	0	1	0	0/0	0/0	0	6
Fredrickson	1	0	0	1	0/0	0/0	0	6
Lassiter	1	0	0	1	0/0	0/0	0	6
Makovicka	1	0	1	0	0/0	0/0	0	6

## PASSING

	Att.	Comp.	Yds.	Comp. %	Yds./Att.	TD	TD%	Int.	Int. %	Long	Sack/Lost	Rating
Plummer	381	201	2,111	52.8	5.54	9	2.4	24	6.3	63	27/152	50.8
Brown	169	84	944	49.7	5.59	2	1.2	6	3.6	71	18/130	55.9
Greisen	6	1	4	16.7	0.67	0	0.0	0	0.0	4	0/0	39.6
Pittman	1	1	26	100.0	26.00	0	0.0	0	0.0	26	0/0	118.8
Sanders	1	0	0	0.0	0.00	0	0.0	0	0.0	0	0/0	39.6
<b>Team</b>	<b>558</b>	<b>287</b>	<b>3,085</b>	<b>51.4</b>	<b>5.53</b>	<b>11</b>	<b>2.0</b>	<b>30</b>	<b>5.4</b>	<b>71</b>	<b>45/282</b>	<b>52.2</b>
<b>Opponents</b>	<b>493</b>	<b>294</b>	<b>3,386</b>	<b>59.6</b>	<b>6.87</b>	<b>25</b>	<b>5.1</b>	<b>17</b>	<b>3.4</b>	<b>77</b>	<b>33/229</b>	<b>82.9</b>

## SCORING (CONT.)

	TD	R	P	R	PAT	FG	S	Pts.
McWilliams	1	0	1	0	0/0	0/0	0	6
Sanders	1	0	1	0	0/0	0/0	0	6
Swann	1	0	0	1	0/0	0/0	0	6
<b>Team</b>	<b>27</b>	<b>13</b>	<b>11</b>	<b>3</b>	<b>26/26</b>	<b>19/27</b>	<b>0</b>	<b>245</b>
<b>Opponents</b>	<b>48</b>	<b>17</b>	<b>25</b>	<b>6</b>	<b>44/45</b>	<b>16/24</b>	<b>1</b>	<b>382</b>

Two-Point Conversions: Cardinals 0-1; Opponents 0-3.

## RACKS

Sice 16.5, Swann 4, Burke 2.5, Fredrickson 2, Wadsworth 2, Drake 1, McKinnon 1, Ottis 1, Sapp 1, Swinger 1, Walz 1.  
Cardinals 33, Opponents 45.

## RUSHING

	No.	Yds.	Avg.	Long	TD
Murrell	193	553	2.9	22	0
Pittman	64	289	4.5	58t	2
Bates	72	202	2.8	16	9
Plummer	39	121	3.1	17	2
Brown	13	49	3.8	10	0
Makovicka	8	7	0.9	7	0
Tillman	1	4	4.0	4	0
Boston	5	0	0.0	7	0
Player	1	-18	-18.0	-18	0
<b>Team</b>	<b>396</b>	<b>1,207</b>	<b>3.0</b>	<b>58t</b>	<b>13</b>
<b>Opponents</b>	<b>542</b>	<b>2,265</b>	<b>4.2</b>	<b>68t</b>	<b>17</b>

## RECEIVING

	No.	Yds.	Avg.	Long	TD
Sanders	79	954	12.1	63	1
Murrell	49	335	6.8	23	0
Boston	40	473	11.8	43	2
Moore	37	621	16.8	71	5
Hardy	30	222	7.4	23	0
Pittman	16	196	12.3	46	0
McWilliams	11	71	6.5	11	1
Makovicka	10	70	7.0	15	1
Cody	6	60	10.0	16	1
Bates	5	34	6.8	18	0
McCullough	3	45	15.0	31	0
McKinley	1	4	4.0	4	0
<b>Team</b>	<b>287</b>	<b>3,085</b>	<b>10.7</b>	<b>71</b>	<b>11</b>
<b>Opponents</b>	<b>294</b>	<b>3,386</b>	<b>11.5</b>	<b>77t</b>	<b>25</b>

## INTERCEPTIONS

	No.	Yds.	Avg.	Long	TD
Lassiter	2	110	55.0	78t	1
Fredrickson	2	57	28.5	34t	1
Knight	2	16	8.0	16	0
Tillman	2	7	3.5	6	0
Williams	2	5	2.5	8	0
Swann	1	42	42.0	42t	1
Wadsworth	1	23	23.0	23	0
Bennett	1	13	13.0	13	0
McCleskey	1	2	2.0	2	0
Chavous	1	1	1.0	1	0
Drake	1	0	0.0	0	0
McKinnon	1	0	0.0	0	0
<b>Team</b>	<b>17</b>	<b>276</b>	<b>16.2</b>	<b>78t</b>	<b>3</b>
<b>Opponents</b>	<b>30</b>	<b>336</b>	<b>11.2</b>	<b>59t</b>	<b>2</b>

## PUNT RETURNS

	Ret.	FC	Yds.	Avg.	Long	TD
Cody	32	12	373	11.7	31	0
Boston	7	0	62	8.9	43	0
Pittman	4	0	16	4.0	7	0
Knight	3	1	38	12.7	27	0
McCleskey	1	0	0	0.0	0	0
<b>Team</b>	<b>47</b>	<b>13</b>	<b>489</b>	<b>10.4</b>	<b>43</b>	<b>0</b>
<b>Opponents</b>	<b>53</b>	<b>16</b>	<b>340</b>	<b>6.4</b>	<b>36</b>	<b>0</b>

## KICKOFF RETURNS

	No.	Yds.	Avg.	Long	TD
Bates	52	1,231	23.7	68	0
Cody	4	76	19.0	29	0
Tillman	3	33	11.0	18	0
Pittman	2	31	15.5	22	0
Dishman	1	9	9.0	9	0
Lassiter	1	13	13.0	13	0
Makovicka	1	10	10.0	10	0
<b>Team</b>	<b>64</b>	<b>1,403</b>	<b>21.9</b>	<b>68</b>	<b>0</b>
<b>Opponents</b>	<b>59</b>	<b>1,224</b>	<b>20.7</b>	<b>88t</b>	<b>2</b>

## PUNTING

	No.	Yds.	Avg.	Net	TB	In20	Lg	Bk
Player	94	3,948	42.0	36.7	8	18	60	0
<b>Team</b>	<b>94</b>	<b>3,948</b>	<b>42.0</b>	<b>36.7</b>	<b>8</b>	<b>18</b>	<b>60</b>	<b>0</b>
<b>Opponents</b>	<b>89</b>	<b>3,775</b>	<b>42.4</b>	<b>34.2</b>	<b>23</b>	<b>69</b>	<b>0</b>	<b>0</b>

## FIELD GOALS

	1-19	20-29	30-39	40-49	50+
Jacke	0-0	5-5	10-12	4-7	0-3
<b>Team</b>	<b>0-0</b>	<b>5-5</b>	<b>10-12</b>	<b>4-7</b>	<b>0-3</b>
<b>Opponents</b>	<b>0-0</b>	<b>5-7</b>	<b>6-6</b>	<b>4-8</b>	<b>1-3</b>

Jacke: (31G, 25G, 32G, 31G), (36G, 44G, 38G, 32N), (43G), (1), (53N, 34B), (44G, 42N), (24G), (1), (35G, 53N, 35G, 49G, 54N), (24G, 38G), (39G, 20G, 44N), (1), (31G), (1), (1), (23G, 47N).  
Opponents: (25G), (39G, 51G, 48G, 44G, 42N), (33G), (24N), (42N, 31G), (36G, 52N), (1), (44G, 29N, 33G, 45N), (57N), (48N), (24G), (29G), (1), (33G), (28G, 24G, 41G), (1).

## USUAL STARTING LINEUP

Offense	Defense
<b>WR</b> .....	Rob Moore
<b>LT</b> .....	Matt Joyce
	L.J. Shelton
<b>LG</b> .....	Chris Dishman
	Matt Joyce
<b>C</b> .....	Aaron Graham
<b>RG</b> .....	Lester Holmes
<b>RT</b> .....	Anthony Clement
<b>TE</b> .....	Terry Hardy
<b>WR</b> .....	Frank Sanders
<b>QB</b> .....	Jake Plummer
<b>FB</b> .....	Joel Makovicka
<b>RB</b> .....	Andre Wadsworth
<b>K</b> .....	Chris Jacke

## NOTES

RB **Mario Bates'** nine rushing touchdowns a team best since 1993 ... **K Chris Jacke's** 31-yard game-winning field goal in season-opener at Philadelphia makes him the first NFL kicker to win four consecutive regular-season games with walk-off three-pointers ... **Mac Cody's** 11.7-yard punt-return average leads NFC ... **WR Frank Sanders'** 13 receptions in finale at Green Bay most by a Card since 1962 ... **RB Michael Pittman** logs 133 rushing yards against Detroit in first career start ... **MLB Ronald McKinnon** becomes first Cardinal to crack 200-tackle plateau (223 total stops) ... **DLB Rob Fredrickson** sets franchise modern-day record with 22 total tackles vs. N.Y. Jets and becomes first Card linebacker to return an interception for a touchdown since 1987.

## FINAL NFC EAST STANDINGS

Team	W	L	T	Pct.	Pts.	OP
Washington	10	6	0	.625	443	377
Dallas*	8	8	0	.500	352	276
N.Y. Giants	7	9	0	.438	299	358
Arizona	6	10	0	.375	245	382
Philadelphia	5	11	0	.313	272	357

\*Wild-card playoff qualifier



## 2000 (3-13) HEAD COACH VINCE TOBIN (7 GAMES)

### HEAD COACH DAVE MCGINNIS (9 GAMES)

Sept. 3	At N.Y. Giants	L	16-21	77,43,4
Sept. 10	Dallas	W	32-31	58,30,3
Sept. 17	Open Date			
Sept. 24	Green Bay	L	3-29	69,56,8
Oct. 1	At San Francisco	L	20-27	66,98,5
Oct. 8	Cleveland	W	29-21	39,148
Oct. 15	Philadelphia	L	14-33	36,59,0
Oct. 22	At Dallas	L	7-48	62,98,1
Oct. 29	New Orleans	L	10-21	35,01,6
Nov. 5	Washington	W	16-15	44,72,3
Nov. 12	At Minnesota	L	14-31	64,22,3
Nov. 19	At Philadelphia	L	9-34	65,35,6
Nov. 26	N.Y. Giants	L	7-31	38,90,9
Dec. 3	At Cincinnati	L	13-24	50,28,9
Dec. 10	At Jacksonville	L	10-44	53,47,2
Dec. 17	Baltimore	L	7-13	37,45,2
Dec. 24	At Washington	L	3-20	65,71,1

Home: 3-5 (359,709). Away: 0-8 (506,451).

## TEAM STATISTICS

	Cards	Opp.
<b>Total First Downs</b> .....	<b>253</b>	<b>345</b>
Rushing	71	149
Passing	156	175
Penalty	26	21
3rd Down: Made/Att.	75/199	105/222
3rd Down Pct.	37.7	47.3
4th Down: Made Att.	8/27	10/15
4th Down Pct.	29.6	66.7
<b>Possession Average</b> .....	<b>26:32</b>	<b>33:28</b>
<b>Total Net Yards</b> .....	<b>4,528</b>	<b>5,737</b>
Average Per Game	283.0	358.6
Total Plays	932	1,062
Average Per Play	4.9	5.4
<b>Net Yards Rushing</b> .....	<b>1,278</b>	<b>2,609</b>
Average Per Game	79.9	163.1
Total Rushes	343	579
<b>Net Yards Passing</b> .....	<b>3,250</b>	<b>3,128</b>
Average Per Game	203.1	195.5
Sacked/Yards Lost	35/228	25/135
Gross Yards	3,478	3,263
Att./Comp/Pct.	554/316/57.0	458/295/64.4
Had Intercepted	24	10
<b>Punts/Average</b> .....	<b>65/44.2</b>	<b>59/41.1</b>
<b>Penalties/Yards</b> .....	<b>96/765</b>	<b>96/914</b>
<b>Fumbles/Ball Lost</b> .....	<b>32/20</b>	<b>17/10</b>
<b>Touchdowns</b> .....	<b>24</b>	<b>52</b>
Rushing	6	29
Passing	16	19
Returns	2	4

## SCORE BY PERIOD

	Q1	Q2	Q3	Q4	OT	Pts.
Team	30	48	57	75	0	210
Opponents	114	130	95	104	0	443

## SCORING

	TD	R	P	R	PAT	FG	S	Pts.
Blanchard	0	0	0	0	0	18/19	16/23	66
Boston	7	0	7	0	0/0	0/0	0/0	42
Pittman	6	4	2	0	0/0	0/0	0/0	36
Sanders	6	0	6	0	0/0	0/0	0/0	36
Jones	2	2	0	0	0/0	0/0	0/0	12
Greisen	1	0	1	0	0/0	0/0	0/0	6
Hardy	1	0	1	0	0/0	0/0	0/0	6
Jenkins	1	0	0	1	0/0	0/0	0/0	6
<b>Team</b>	<b>24</b>	<b>6</b>	<b>16</b>	<b>2</b>	<b>18/19</b>	<b>16/23</b>	<b>0</b>	<b>210</b>
<b>Opponents</b>	<b>52</b>	<b>29</b>	<b>19</b>	<b>4</b>	<b>50/51</b>	<b>27/34</b>	<b>0</b>	<b>443</b>

Two-Point Conversions: Team 0-5, Opponents 0-1.

## PASSING

	Att.	Comp.	Yds.	Comp. %	Yds./Att.	TD	TD%	Int.	Int. %	Long	Sack/Lost	Rating
Plummer	475	270	2,946	56.8	6.20	13	2.7	21	4.4	70t	22/15t	66.0
Brown	69	40	467	58.0	6.77	2	2.9	3	4.3	44t	10/53	70.1
Greisen	10	6	65	60.0	6.50	1	100.0	0	0.0	26t	3/24	112.5
Player	0	0	0.0	0.0	0.0	0	0.0	0	0.0	0	1/11	0.0
<b>Team</b>	<b>554</b>	<b>316</b>	<b>3,478</b>	<b>57.0</b>	<b>6.28</b>	<b>16</b>	<b>2.9</b>	<b>24</b>	<b>4.3</b>	<b>70t</b>	<b>36/239</b>	<b>67.4</b>
<b>Opponents</b>	<b>458</b>	<b>295</b>	<b>3,263</b>	<b>64.4</b>	<b>7.12</b>	<b>19</b>	<b>4.1</b>	<b>10</b>	<b>2.2</b>	<b>65t</b>	<b>36/239</b>	<b>90.2</b>

## SACKS

Rice 7.5, McKinnon 4, Smith 3, Folston 2, Maddox 1.5, Tillman 1.5, Fredrickson 1, Issa 1, Knight 1, Ottis 1, Wadsworth 1, Davis 0.5  
Team 25.0, Opponents 35.0.

## RUSHING

	No.	Yds.	Avg.	Long	TD
Pittman	184	719	3.9	29	4
Jones	112	373	3.3	29	2
Plummer	37	183	4.9	24	0
Boston	3	9	3.0	24	0
Makovicka	3	8	2.7	7	0
Greisen	1	1	1.0	1	0
Dave Brown	1	0	0.0	0	0
Jenkins	1	-4	-4.0	-4	0
Player	1	-11	-11.0	-11	0
<b>Team</b>	<b>343</b>	<b>1,278</b>	<b>3.7</b>	<b>29</b>	<b>6</b>
<b>Opponents</b>	<b>579</b>	<b>2,609</b>	<b>4.5</b>	<b>78t</b>	<b>29</b>

## RECEIVING

	No.	Yds.	Avg.	Long	TD
Pittman	73	579	7.9	36t	2
Boston	71	1,156	16.3	70t	7
Sanders	54	749	13.9	53t	6
Jones	32	208	6.5	20	0
Hardy	27	160	5.9	13	1
Jenkins	17	219	12.9	34	0
Cody	17	212	12.5	24	0
Gedney	10	75	7.5	24	0
Makovicka	6	18	3.0	5	0
Mitchell	5	80	16.0	42	0
McKinley	2	13	6.5	9	0
C. Williams	1	5	5.0	5	0
<b>Team</b>	<b>316</b>	<b>3,478</b>	<b>11.0</b>	<b>70t</b>	<b>16</b>
<b>Opponents</b>	<b>295</b>	<b>3,263</b>	<b>11.1</b>	<b>65t</b>	<b>19</b>

## INTERCEPTIONS

	No.	Yds.	Avg.	Long	TD
A. Williams	5	102	20.4	48	0
Tillman	1	30	30.0	27	0
Lassiter	1	11	11.0	11	0
Fredrickson	1	8	8.0	8	0
Chavous	1	0	0.0	0	0
Walz	1	0	0.0	0	0
<b>Team</b>	<b>10</b>	<b>151</b>	<b>15.1</b>	<b>48</b>	<b>0</b>
<b>Opponents</b>	<b>24</b>	<b>383</b>	<b>16.0</b>	<b>45</b>	<b>2</b>

## PUNT RETURNS

	Ret.	FC	Yds.	Avg.	Long	TD
Cody	31	11	222	7.2	25	0
Jenkins	1	0	1	1.0	1	0
<b>Team</b>	<b>32</b>	<b>11</b>	<b>223</b>	<b>7.0</b>	<b>25</b>	<b>0</b>
<b>Opponents</b>	<b>37</b>	<b>18</b>	<b>347</b>	<b>9.4</b>	<b>64t</b>	<b>2</b>

## KICKOFF RETURNS

	No.	Yds.	Avg.	Long	TD
Jenkins	82	2,186	26.7	98t	1
Bennett	1	17	17.0	17	0
Cody	1	18	18.0	18	0
McKinley	1	20	20.0	20	0
McKinnon	1	9	9.0	9	0
Barrett	0	46	0.0	41	0
<b>Team</b>	<b>86</b>	<b>2,296</b>	<b>26.7</b>	<b>98t</b>	<b>1</b>
<b>Opponents</b>	<b>46</b>	<b>827</b>	<b>18.0</b>	<b>40</b>	<b>0</b>

## PUNTING

	No.	Yds.	Avg.	Net	TB	In20	Lg	Bk.
Player	65	2,871	44.2	37.3	5	17	55	0
<b>Team</b>	<b>65</b>	<b>2,871</b>	<b>44.2</b>	<b>37.3</b>	<b>5</b>	<b>17</b>	<b>55</b>	<b>0</b>
<b>Opponents</b>	<b>59</b>	<b>2,422</b>	<b>44.1</b>	<b>35.2</b>	<b>6</b>	<b>15</b>	<b>61</b>	<b>0</b>

## FIELD GOALS

	1-19	20-29	30-39	40-49	50+
Blanchard	1-1	2-2	9-11	2-5	2-4
<b>Team</b>	<b>1-1</b>	<b>2-2</b>	<b>10-11</b>	<b>2-5</b>	<b>2-4</b>
<b>Opponents</b>	<b>0-0</b>	<b>7-7</b>	<b>9-12</b>	<b>8-12</b>	<b>2-3</b>

Blanchard: (32G), (19G, 54G, 35G, 51G), (31G), (51N, 32G, 27G), (36G, 47G, 28G), ( ), ( ), (42N, 34G, 30N), (30G 56N), ( ), (42G), ( ), (31N), (47N, 32G) (46N), (37G).

Opponents: ( ), (44G), (38G, 47G, 48G, 37G, 22G), (33G, 29G), (42N), (31G, 29G), (33G, 23G), (45N), (35G, 28G, 29G, 51N, 33N), (33G, 46G), (25G), (36N, 45N, 32G), (36G, 50G, 40G), (42G, 42G), (41G, 50G, 43N).

## USUAL STARTING LINEUP

Offense	Defense
WR.....David Boston	LE.....Brad Ottis
LT.....L.J. Shelton	Andre Wadsworth
LG.....Matt Joyce	LT.....Russell Davis
C.....Chris Dishman	Tony McCoy
Mike Gruttadauria	RT.....Mark Smith
RG.....Lester Holmes	Mao Tosi
TE.....Anthony Clement	RE.....Simeon Rice
RT.....Terry Hardy	LLB...Ray Thompson
WR.....Frank Sanders	MLB.Ronald McKinnon
QB.....Jake Plummer	RLB.Rob Fredrickson
FB.....Joel Makovicka	LCB.Aeneas Williams
RB.....Michael Pittman	RCB.....Tom Knight
Thomas Jones	SS.....Pat Tillman
K.....Cary Blanchard	FS...Kwamie Lassiter
	Scott Player

## NOTES

Defensive coordinator **Dave McGinnis** replaces Head Coach **Vince Tobin** on an interim basis after seven games ... McGinnis is named permanent head coach Dec. 18 ... Maricopa Co. voters approve new multi-purpose stadium on Election Day, Nov. 7 ... 109 starter games lost by injuries to 17 players ... fewest victories and lowest winning percentage since 1959 ... **CB Aeneas Williams** appears in 160th consecutive game to end season, the longest streak by a position player in franchise history ... he also authors a 104-yard fumble return for a touchdown Nov. 5 vs. Washington to equal the NFL record ... **SS Pat Tillman** (224) and middle MLB **Ronald McKinnon** (208) become the first pair of Cards to crack 200 single-season total tackles ... McKinnon also becomes the first Card to register 200-plus total tackles in consecutive seasons ... **WR MarJay Jenkins** sets NFL single-season records with 82 kickoff returns for 2,186 yards ... Jenkins posts Cards' first kickoff return for a touchdown in 21 years Nov. 12 at Minnesota ... **QB Jake Plummer** becomes the fastest Cardinal to 10,000 career passing yards in his 47th NFL game Nov. 5 vs. Washington.

## FINAL NFC EAST STANDINGS

Team	W	L	T	Pct.	Pts.	OP
N.Y. Giants#	12	4	0	.750	328	246
Philadelphia*	11	5	0	.688	351	245
Washington	8	8	0	.500	281	269
Dallas	5	11	0	.313	294	361
Arizona	3	13	0	.188	210	443

\*Top NFL playoff seed  
#Wild-card playoff qualifier





## 2002 (5-11)

### HEAD COACH DAVE MCGINNIS

Sept. 8	At Washington	L	23-31	85, 140
Sept. 15	At Seattle	W	24-13	67, 104
Sept. 22	San Diego	L	15-23	26, 827
Sept. 29	N.Y. Giants	W	21-7	23, 312
Oct. 6	At Carolina	W	16-13	72, 286
Oct. 13	Open Date			
Oct. 20	Dallas (OT)	W	9-6	56, 956
Oct. 27	At S.F.	L	28-38	67, 173
Nov. 3	St. Louis	L	14-27	43, 654
Nov. 10	Seattle	L	6-27	25, 435
Nov. 17	At Phila.	L	14-38	64, 990
Nov. 24	Oakland	L	20-41	52, 501
Dec. 1	At Kansas City	L	0-49	77, 809
Dec. 8	Detroit (OT)	W	23-20	21, 292
Dec. 15	At St. Louis	L	28-30	65, 939
Dec. 21	San Francisco	L	14-17	39, 439
Dec. 29	At Denver	L	7-37	75, 164

262-417

Home: 3-5 (289, 414). Away: 2-6 (571, 605).

### TEAM STATISTICS

	Cards	Opp.
<b>Total First Downs</b> .....	<b>274</b>	<b>335</b>
Rushing	94	117
Passing	148	196
Penalty	32	22
3rd Down Made/Att.	99/230	90/212
3rd Down Pct.	43.0	46.7
4th Down: Made/Att.	4/13	7/15
4th Down Pct.	30.8	46.7
<b>Possession Avg</b> .....	<b>28:41</b>	<b>31:19</b>
<b>Total Net Yards</b> .....	<b>4563</b>	<b>6020</b>
Avg. Per Game	285.2	376.3
Total Plays	1,003	1,046
Avg. Per Play	4.5	5.8
<b>Net Yards Rushing</b> .....	<b>1823</b>	<b>2146</b>
Avg. Per Game	113.9	134.1
Total Rushes	414	490
<b>Net Yards Passing</b> .....	<b>2740</b>	<b>3874</b>
Avg. Per Game	171.3	242.1
Sacked/Yards Lost	41/298	21/131
Gross Yards	3,038	4,005
Att./Completions	548/291	535/335
Completion Pct.	53.1	62.6
Had Intercepted	22	17
<b>Punts/Average</b> .....	<b>89/43.4</b>	<b>65/42.0</b>
<b>Net Punting Average</b> .....	<b>89/35.0</b>	<b>65/36.8</b>
<b>Penalties/Yards</b> .....	<b>76/617</b>	<b>111/969</b>
<b>Fumbles/Ball Lost</b> .....	<b>26/13</b>	<b>15/8</b>
<b>Touchdowns</b> .....	<b>31</b>	<b>50</b>
Rushing	10	17
Passing	18	29
Returns	3	4

### SCORE BY PERIOD

	Q1	Q2	Q3	Q4	OT	Pts.
Team	40	85	41	90	6	262
Opponents	109	158	70	80	0	417

### SCORING

	TD	R	P	R	PAT	FG	S	Pts.
Gramatica	0	0	0	0	29/29	15/21	0	74
Shipp	9	6	3	0	0/0	0/0	0	54
Kasper	3	0	3	0	0/0	0/0	0	18
Makovicka	3	0	3	0	0/0	0/0	0	18
Sanders	2	0	2	0	0/0	0/0	0	14
Jenkins	2	0	1	0	0/0	0/0	0	12
T. Jones	2	2	0	0	0/0	0/0	0	12
Lucas	2	0	2	0	0/0	0/0	0	12
Plummer	2	2	0	0	0/0	0/0	0	12
Boston	1	0	1	0	0/0	0/0	0	6
Bush	1	0	1	0	0/0	0/0	0	6
Jackson	1	0	1	0	0/0	0/0	0	6
F. Jones	1	0	1	0	0/0	0/0	0	6
McAddley	1	0	1	0	0/0	0/0	0	6

### PASSING

	Att.	Comp.	Yds.	Comp. %	Yds./Att.	TD	TD%	Int.	Int. %	Long	Sack/Lost	Rating
Plummer	530	284	2,972	53.6	5.61	18	3.4	20	3.8	80t	36/248	65.7
McCown	18	7	66	38.9	3.67	0	0.0	2	1.1	26	5/50	10.2
<b>Team</b>	<b>548</b>	<b>291</b>	<b>3,038</b>	<b>53.1</b>	<b>5.54</b>	<b>18</b>	<b>3.3</b>	<b>22</b>	<b>4.0</b>	<b>80t</b>	<b>41/298</b>	<b>63.7</b>
<b>Opponents</b>	<b>535</b>	<b>335</b>	<b>4,005</b>	<b>62.6</b>	<b>7.49</b>	<b>29</b>	<b>5.4</b>	<b>17</b>	<b>3.2</b>	<b>78t</b>	<b>21/131</b>	<b>90.3</b>

### SCORING (CONT.)

	TD	R	P	R	PAT	FG	S	Pts.
Poole	1	0	1	0	0/0	0/0	0	6
<b>Team</b>	<b>31</b>	<b>10</b>	<b>18</b>	<b>3</b>	<b>29/29</b>	<b>15/21</b>	<b>0</b>	<b>262</b>
<b>Opponents</b>	<b>50</b>	<b>17</b>	<b>29</b>	<b>4</b>	<b>49/49</b>	<b>22/29</b>	<b>1</b>	<b>417</b>

Two-Point Conversions: Sanders.

Team 1-2. Opponents 0-1.

### SACKS

Vanden Bosch 3.5, Thompson 2, Bell 2, R. Davis 2, Tanner 2, Wakefield 2, Bryant 1.5, Wilson 1.5, Fredrickson 1, Hill 1, Woods 0.5.

Team 21, Opponents 41.

### RUSHING

	No.	Yds.	Avg.	Long	TD
Shipp	188	834	4.4	56	6
T. Jones	138	511	3.7	58t	2
Plummer	46	283	6.2	34t	2
Anderson	24	65	2.7	14	0
Makovicka	5	54	10.8	22	0
Boston	2	29	14.5	22	0
McCown	1	20	20.0	20	0
Kasper	3	19	6.3	9	0
Jenkins	3	6	2.0	10	0
Sanders	3	2	0.7	5	0
Player	1	0	0.0	0	0
<b>Team</b>	<b>414</b>	<b>1,823</b>	<b>4.4</b>	<b>58t</b>	<b>10</b>
<b>Opponents</b>	<b>490</b>	<b>2,146</b>	<b>4.4</b>	<b>59</b>	<b>17</b>

### RECEIVING

	No.	Yds.	Avg.	Long	TD
F. Jones	44	358	8.1	24	1
Shipp	38	413	10.9	80t	3
Sanders	34	400	11.8	37	2
Boston	32	516	16.0	34	1
McAddley	25	362	14.5	42	1
Jenkins	21	250	11.9	65t	1
T. Jones	20	113	5.7	17	0
Bush	19	121	6.4	13	1
Kasper	15	180	12.0	24	3
Makovicka	15	81	5.4	17	3
Poole	13	108	8.3	15	1
Jackson	5	42	8.4	11t	1
Soliday	4	39	9.8	16	0
Anderson	3	36	12.0	12	0
Gilmore	1	14	14.0	14	0
Starkey	1	7	7.0	7	0
Plummer	1	2	2.0	2	0
<b>Team</b>	<b>291</b>	<b>3,038</b>	<b>10.4</b>	<b>80t</b>	<b>18</b>
<b>Opponents</b>	<b>335</b>	<b>4,005</b>	<b>12.0</b>	<b>78t</b>	<b>29</b>

### INTERCEPTIONS

	No.	Yds.	Avg.	Long	TD
Wilson	4	35	8.8	35	0
Barrett	3	40	13.3	22	0
Lucas	2	80	40.0	38t	2
Lassiter	2	7	3.5	7	0
Hill	2	4	3.5	7	0
Starks	2	4	2.0	3	0
Tanner	1	17	17.0	17	0
Rhinehart	1	0	0.0	0	0
<b>Team</b>	<b>17</b>	<b>186</b>	<b>10.9</b>	<b>38t</b>	<b>2</b>
<b>Opponents</b>	<b>22</b>	<b>303</b>	<b>13.8</b>	<b>50</b>	<b>1</b>

### PUNT RETURNS

	Ret.	FC	Yds.	Avg.	Long	TD
Jackson	31	4	182	5.9	22	0
Lassiter	4	0	21	5.3	10	0
Rhinehart	1	0	18	18.0	18	0
<b>Team</b>	<b>36</b>	<b>4</b>	<b>221</b>	<b>6.1</b>	<b>22</b>	<b>0</b>
<b>Opponents</b>	<b>42</b>	<b>18</b>	<b>547</b>	<b>13.0</b>	<b>90t</b>	<b>3</b>

### KICKOFF RETURNS

	No.	Yds.	Avg.	Long	TD
Kasper (NFL)	55	1,300	23.6	56	0
Kasper (AZ)	32	722	22.6	40	0
Jenkins	20	559	28.0	95t	1
Anderson	12	227	18.9	27	0
Shipp	6	120	20.0	29	0
Bush	2	24	12.0	13	0
Makovicka	2	30	15.0	18	0

### KICKOFF RETURNS (CONT.)

	No.	Yds.	Avg.	Long	TD
McAddley	2	45	22.5	25	0
Young	2	22	11.0	12	0
Banks	1	18	18.0	18	0
Burke	1	15	15.0	15	0
Morgan	1	15	15.0	15	0
<b>Team</b>	<b>81</b>	<b>1,797</b>	<b>22.2</b>	<b>95t</b>	<b>1</b>
<b>Opponents</b>	<b>58</b>	<b>1,407</b>	<b>24.3</b>	<b>55</b>	<b>0</b>

### PUNTING

	No.	Yds.	Avg.	Net	TB	In20	Lg	Bk.
Player	88	3,864	43.9	35.0	10	28	58	1
<b>Team</b>	<b>88</b>	<b>3,864</b>	<b>43.9</b>	<b>35.0</b>	<b>10</b>	<b>28</b>	<b>58</b>	<b>1</b>
<b>Opponents</b>	<b>65</b>	<b>2,730</b>	<b>42.0</b>	<b>36.8</b>	<b>6</b>	<b>25</b>	<b>65</b>	<b>0</b>

### FIELD GOALS

	1-19	20-29	30-39	40-49	50+
Gramatica	0-0	6-7	2-2	6-8	1-4
<b>Team</b>	<b>0-0</b>	<b>6-7</b>	<b>2-2</b>	<b>6-8</b>	<b>1-4</b>
<b>Opponents</b>	<b>1-1</b>	<b>8-8</b>	<b>6-7</b>	<b>5-10</b>	<b>2-3</b>

Gramatica: (36G, 20G, 39G, 52N), (23G, ( ), (42N), (41G, 28G, 50G), (41G, 53N, 23G), (51N, 40G), ( ), ( ), (40G, 27G), ( ), ( ), ( ), (29G, 41G, 42G), ( ), (40N), ( ), ( ).

Opponents: (35G), (46G, 19G), (50N), ( ), (32G, 48G), (49N), (45G), (47N, 24G, 42G), (23G, 30G), (34G), (37G, 51G), (46N), (33N, 26G, 20G), (26G, 37G, 26G), (42N, 42N, 24G), (44G, 54G, 21G).

### USUAL STARTING LINEUP

Offense	Defense
<b>WR</b> ..... David Boston	<b>LE</b> ..... Fred Wakefield
Jason McAddley	<b>LT</b> ..... Russell Davis
<b>LT</b> ..... L.J. Shelton	<b>RT</b> ..... Barron Tanner
<b>LG</b> ..... Pete Kendall	Marcus Bell
<b>C</b> ..... Mike Gruttadauria	Wendell Bryant
Stansen Starkey	<b>RE</b> ..... Kyle Vanden Bosch
<b>RG</b> ..... Chris Dishman	<b>LLB</b> ..... Ray Thompson
<b>RT</b> ..... Leonard Davis	<b>MLB</b> ..... Ronald McKinnon
<b>TE</b> ..... Freddie Jones	<b>RLB</b> ..... Rob Fredrickson
<b>WR</b> ..... Frank Sanders	<b>LCB</b> ..... Duane Starks
Kevin Kasper	Renaldo Hill
<b>QB</b> ..... Jake Plummer	<b>RCB</b> ..... David Barrett
<b>FB</b> ..... Steve Bush	<b>SS</b> ..... Adrian Wilson
<b>RB</b> ..... Thomas Jones	<b>FS</b> ..... Kwamie Lassiter
Marcel Shipp	<b>P</b> ..... Scott Player
<b>K</b> ..... Bill Gramatica	

### NOTES

Cards join NFC West Division after 32 seasons in the NFC East ... first 3-2 start since 1991, first 4-2 getaway since 1988 precedes injury ... 95 starter and replacement starter games lost to surgery ... most on offense ... 41 players start games ... **Freddie Jones** first tight end to lead team in receptions since 1973 ... **RB Marcel Shipp** rushing leader (834 yards) in only six starts plus 80-yard touchdown reception at St. Louis ... Cards' longest play from scrimmage since 1988 ... **MLB Ronald McKinnon** leads Arizona in tackles for four consecutive seasons ... **FS Adrian Wilson** intercepts three passes against Dallas to share NFL single-game high ... Arizona beats Dallas 9-6 without a touchdown, a franchise first in 123 games ... the Cards' 49-0 loss at Kansas City their most one-sided setback in franchise history, their first shutout in 105 games, and the largest margin in the NFL since 1989 ... final political hurdles cleared

## 2003 (4-12)

### HEAD COACH DAVE MCGINNIS

Sept. 7	At Detroit	L	24-42	60,691
Sept. 14	Seattle	L	0-38	23,127
Sept. 21	Green Bay	W	20-13	58,784
Sept. 28	At St. Louis	L	13-37	65,758
Oct. 5	At Dallas	L	7-24	63,601
Oct. 12	Baltimore	L	18-26	24,193
Oct. 19	Open Date			
Oct. 26	San Francisco (OT)	W	16-13	40,824
Nov. 2	Cincinnati	W	17-14	23,531
Nov. 9	At Pittsburgh	L	15-28	59,520
Nov. 16	At Cleveland	L	6-44	72,908
Nov. 23	St. Louis (OT)	L	27-30	42,089
Nov. 30	At Chicago	L	3-28	61,550
Dec. 7	At San Francisco	L	14-50	66,975
Dec. 14	Carolina	L	17-20	23,217
Dec. 21	At Seattle	L	10-28	64,899
Dec. 29	Minnesota	W	18-17	52,734

Home: 4-4 (288,499). Away: 0-8 (515,902).

### TEAM STATISTICS

	Cards	Opp.
<b>Total First Downs</b>	<b>256</b>	<b>326</b>
Rushing	80	120
Passing	147	184
Penalty	29	22
3rd Down Made/Att.	83/222	92/199
3rd Down Pct.	37.4	46.2
4th Down: Made/Att.	10/22	3/8
4th Down Pct.	45.5	37.5
<b>Possession Avg</b>	<b>29:41</b>	<b>30:19</b>
<b>Total Net Yards</b>	<b>4490</b>	<b>5504</b>
Avg. Per Game	280.6	344.0
Total Plays	981	993
Avg. Per Play	4.6	5.5
<b>Net Yards Rushing</b>	<b>1531</b>	<b>1915</b>
Avg. Per Game	95.7	119.7
Total Rushes	403	475
<b>Net Yards Passing</b>	<b>2959</b>	<b>3589</b>
Avg. Per Game	184.9	224.3
Sacked/Yards Lost	44/306	21/97
Gross Yards	3,265	3,686
Att./Completions	534/303	497/311
Completion Pct.	56.7	62.6
Had Intercepted	22	13
<b>Punts/Average</b>	<b>83/42.3</b>	<b>67/40.0</b>
<b>Net Punting Average</b>	<b>83/34.4</b>	<b>67/36.4</b>
<b>Penalties/Yards</b>	<b>98/761</b>	<b>86/754</b>
<b>Fumbles/Ball Lost</b>	<b>29/14</b>	<b>21/10</b>
<b>Touchdowns</b>	<b>25</b>	<b>55</b>
Rushing	5	17
Passing	18	29
Returns	2	9

### SCORE BY PERIOD

	Q1	Q2	Q3	Q4	OT	Pts.
Team	55	55	52	60	3	225
Opponents	117	117	99	116	3	452

### SCORING

	TD	R	P	R	PAT	FG	S	Pts.
Boldin	8	0	0	0	0	0	0	48
Rackers	0	0	0	8	9	12	0	35
Duncan	0	0	0	5	6	10	0	23
Jonas	3	0	3	0	0	0	0	18
Gramatica	0	0	0	6	6	3	4	15
Blake	2	2	0	0	0	0	0	14
Gilmore	2	0	2	0	0	0	0	12
Hodgins	2	0	2	0	0	0	0	12
Smith	2	2	0	0	0	0	0	12
Bush	1	0	1	0	0	0	0	6
Hill	1	0	1	0	0	0	0	6
B. Johnson	1	0	1	0	0	0	0	6
McCown	1	1	0	0	0	0	0	6

### PASSING

	Att.	Comp.	Yds.	Comp. %	Yds./Att.	TD	TD%	Int.	Int. %	Long	Sack/Lost	Rating
Blake	367	208	2,247	56.7	6.12	13	.035	15	.041	71t	19/132	69.6
McCown	166	95	1,018	57.2	6.13	5	.030	6	.036	60t	25/174	70.3
Boldin	1	0	0	0.0	0.00	0	.000	1	1.000	0	0/0	0.0
<b>Team</b>	<b>534</b>	<b>303</b>	<b>3,265</b>	<b>56.7</b>	<b>5.61</b>	<b>18</b>	<b>.034</b>	<b>22</b>	<b>.038</b>	<b>71t</b>	<b>44/306</b>	<b>68.9</b>
<b>Opponents</b>	<b>497</b>	<b>311</b>	<b>3,686</b>	<b>62.6</b>	<b>7.42</b>	<b>29</b>	<b>.058</b>	<b>13</b>	<b>.026</b>	<b>68t</b>	<b>21/97</b>	<b>93.7</b>

### SCORING (CONT.)

	TD	R	P	R	PAT	FG	S	Pts.
Pooler	1	0	1	0	0	0	0	6
Scobey	1	0	0	1	0	0	0	6
<b>Team</b>	<b>25</b>	<b>5</b>	<b>18</b>	<b>2</b>	<b>19</b>	<b>20</b>	<b>18</b>	<b>225</b>
<b>Opponents</b>	<b>55</b>	<b>17</b>	<b>29</b>	<b>9</b>	<b>53</b>	<b>53</b>	<b>21</b>	<b>452</b>

Two-Point Conversions: Blake.

Team 1-5, Opp. 0-2.

### SACKS

D. Johnson 3.0, Thompson 3.0, Darling 2.0, Hill 2.0, King 2.0, McKinnon 2.0, Bell 1.0, R. Davis 1.0, Fisher 1.0, Pace 1.0, Tanner 1.0, Wakefield 1.0, Woods 1.0.

Team 21, Opponents 44.

### RUSHING

	No.	Yds.	Avg.	Long	TD
Shipp	228	830	3.6	36	0
Smith	90	256	2.8	22	2
Blake	30	177	5.9	19	2
McCown	28	158	5.6	16t	1
Anderson	18	68	3.8	17	0
Boldin	5	40	8.0	23	0
Hodgins	2	6	3.0	3	0
Gilmore	1	0	0.0	0	0
Kasper	1	-4	-4.0	-4	0
<b>Team</b>	<b>403</b>	<b>1,531</b>	<b>3.8</b>	<b>36</b>	<b>5</b>
<b>Opponents</b>	<b>475</b>	<b>1,935</b>	<b>4.0</b>	<b>52</b>	<b>17</b>

### RECEIVING

	No.	Yds.	Avg.	Long	TD
Boldin	101	1,377	13.6	71t	8
Jones	55	517	9.4	34	3
B. Johnson	35	438	12.5	54t	1
Shipp	30	184	6.1	34	0
Gilmore	17	208	12.2	32	2
Smith	14	107	7.6	36	0
Hodgins	14	58	4.1	9	2
Pooler	13	177	13.6	37	1
Bush	11	71	6.5	14	1
Anderson	6	36	6.0	11	0
McAddley	4	53	13.3	25	0
Kasper	1	23	23.0	23	0
Scobey	1	9	9.0	9	0
Foster	1	7	7.0	7	0
<b>Team</b>	<b>303</b>	<b>3,265</b>	<b>10.8</b>	<b>71t</b>	<b>18</b>
<b>Opponents</b>	<b>311</b>	<b>3,686</b>	<b>12.0</b>	<b>68t</b>	<b>29</b>

### INTERCEPTIONS

	No.	Yds.	Avg.	Long	TD
Jackson	6	122	20.3	30	0
Hill	5	119	23.8	70t	1
Barrett	1	25	25.0	25	0
Rhinehart	1	5	5.0	5	0
<b>Team</b>	<b>13</b>	<b>271</b>	<b>20.8</b>	<b>70t</b>	<b>1</b>
<b>Opponents</b>	<b>22</b>	<b>418</b>	<b>19.0</b>	<b>83t</b>	<b>4</b>

### PUNT RETURNS

	Ret.	FG	Yds.	Avg.	Long	TD
Boldin	20	12	130	6.5	19	0
Goss	1	0	7	7.0	7	0
B. Johnson	1	3	3	3.0	3	0
<b>Team</b>	<b>22</b>	<b>15</b>	<b>140</b>	<b>6.4</b>	<b>19</b>	<b>0</b>
<b>Opponents</b>	<b>41</b>	<b>12</b>	<b>472</b>	<b>11.5</b>	<b>57t</b>	<b>2</b>

### KICKOFF RETURNS

	No.	Yds.	Avg.	Long	TD
Scobey	73	1,684	23.1	100t	1
Kasper	5	136	27.2	37	0
Anderson	2	31	15.5	16	0
Garcia	1	17	17.0	17	0
Hodgins	1	13	13.0	13	0
<b>Team</b>	<b>82</b>	<b>1,861</b>	<b>22.9</b>	<b>100t</b>	<b>1</b>
<b>Opponents</b>	<b>48</b>	<b>1,042</b>	<b>21.7</b>	<b>47</b>	<b>0</b>

### PUNTING

	No.	Yds.	Avg.	Net	TB	In20	Lg	Bk.
Player	82	3,511	42.8	34.4	9	19	64	1
<b>Team</b>	<b>83</b>	<b>3,511</b>	<b>42.3</b>	<b>34.4</b>	<b>9</b>	<b>19</b>	<b>64</b>	<b>1</b>
<b>Opponents</b>	<b>67</b>	<b>2,679</b>	<b>40.0</b>	<b>36.4</b>	<b>5</b>	<b>21</b>	<b>59</b>	<b>1</b>

### FIELD GOALS

	1-19	20-29	30-39	40-49	50+
Rackers	0-0	5-5	1-4	3-3	0-0
Duncan	0-0	2-2	2-4	1-2	1-1
Gramatica	0-0	1-1	2-2	0-0	0-0
<b>Team</b>	<b>0-0</b>	<b>8-8</b>	<b>5-10</b>	<b>4-5</b>	<b>1-1</b>
<b>Opponents</b>	<b>0-0</b>	<b>8-9</b>	<b>7-9</b>	<b>5-9</b>	<b>1-3</b>

Rackers: ( ) ( ) ( ) ( ) ( ) ( ) (42G,26G)  
(22G,27G)  
(32G) ( ) (35N,44G) (49G,38N,33N) (22G,26G)  
Duncan: ( ) ( ) ( ) ( ) (46G)

### USUAL STARTING LINEUP

Offense	Defense
<b>WR</b> .....Bryan Gilmore	<b>LE</b> .....Fred Wakefield
Bryant Johnson	Dennis Johnson
<b>LT</b> .....L.J. Shelton	<b>LT</b> .....Wendell Bryant
<b>LG</b> .....Cameron Spikes	Marcus Bell
<b>C</b> .....Pete Kendall	<b>RT</b> .....Russell Davis
<b>RG</b> .....Leonard Davis	<b>RE</b> .....Calvin Pace
<b>RT</b> .....Anthony Clement	<b>LLB</b> ...Ray Thompson
<b>TE</b> .....Freddie Jones	<b>MLB</b> ..Ronald McKinnon
<b>WR</b> .....Anquan Boldin	<b>RLB</b> .....Levar Fisher
<b>QB</b> .....Jeff Blake	<b>LCB</b> .....Renaldo Hill
Josh McCown	<b>RCB</b> .....David Barrett
<b>FB</b> .....James Hodgins	<b>SS</b> .....Adrian Wilson
<b>RB</b> .....Marcel Shipp	<b>FS</b> .....Dexter Jackson
Emmitt Smith	<b>P</b> .....Scott Player
<b>K</b> .....Neil Rackers	
Tim Duncan	

### NOTES

Second-round draft choice **Anquan Boldin** becomes most prolific rookie receiver in NFL history with 101 receptions, while his 1,377 receiving yards most by NFL rookie in 43 years ... 217 receiving yards most in season opener at Detroit most by player in first NFL game ... **Emmitt Smith**, the NFL's all-time rushing leader, signs two-year contract with Cardinals but a shoulder injury limits him to just six starting roles ... Super Bowl MVP **Dexter Jackson** lured from Tampa Bay as free agent and leads team with six interceptions ... Cards forge 4-4 mark at home, but 0-8 road record results in 4-12 finish and dismissal of third-year head coach **Dave McGinnis** ... **Josh McCown** handed quarterback duties late in season and guides Arizona to 18-17 victory in season finale vs. Minnesota with 28-yard touchdown pass to **Nate Pooler**, knocking Vikings out of playoffs ... construction begins on new stadium in Glendale in west suburban Maricopa County.

### FINAL NFC WEST STANDINGS

Team	W	L	T	Pct.	Pts.	DP
St. Louis	12	4	0	.750	447	328
Seattle	10	6	0	.625	404	327
San Francisco	7	9	0	.438	384	337
Arizona	4	12	0	.250	225	452

## 2004 (6-10)

### HEAD COACH DENNIS GREEN

Sept. 12	At St. Louis	L	10-17	65,538
Sept. 19	New England	L	12-23	51,557
Sept. 26	At Atlanta	L	3-6	70,534
Oct. 3	New Orleans	W	34-10	28,109
Oct. 10	At San Francisco (OT)	L	28-31	62,836
Oct. 24	Seattle	W	25-17	35,695
Oct. 31	At Buffalo	L	14-38	65,887
Nov. 7	At Miami	W	24-23	72,612
Nov. 14	N.Y. Giants	W	17-14	42,297
Nov. 21	At Carolina	L	10-35	72,796
Nov. 28	N.Y. Jets	L	3-13	35,820
Dec. 5	At Detroit	L	12-26	62,262
Dec. 12	San Francisco (OT)	L	28-31	35,669
Dec. 19	St. Louis	W	31-7	40,070
Dec. 26	at Seattle	L	21-24	65,825
Jan. 2	Tampa Bay	W	12-7	31,650

Home: 5-3 (300,267). Away: 1-7 (538,290)

## TEAM STATISTICS

	Cards	Opp.
<b>Total First Downs</b> .....	<b>280</b>	<b>282</b>
Rushing	86	101
Passing	152	153
Penalty	42	28
3rd Down: Made/Att.	84/241	66/209
3rd Down Pct.	34.9	31.6
4th Down: Made/Att.	5/12	8/14
4th Down Pct.	41.7	57.1
<b>Possession Avg.</b> .....	<b>30:53</b>	<b>29:07</b>
<b>Total Net Yards</b> .....	<b>4550</b>	<b>5141</b>
Avg. Per Game	284.4	321.3
Total Plays	1047	993
Avg. Per Play	4.3	5.2
<b>Net Yards Rushing</b> .....	<b>1668</b>	<b>2105</b>
Avg. Per Game	104.3	131.6
Total Rushes	475	450
<b>Net Yards Passing</b> .....	<b>2882</b>	<b>3036</b>
Avg. Per Game	180.1	189.8
Sacked/Yards Lost	39/320	38/229
Gross Yards	3202	3265
Att./Completions	533/299	505/271
Completion Pct.	56.1	53.7
Had Intercepted	18	15
<b>Punts/Average</b> .....	<b>99/42.7</b>	<b>97/41.9</b>
<b>Net Punting Avg.</b> .....	<b>99/36.4</b>	<b>97/35.8</b>
<b>Penalties/Yards</b> .....	<b>124/948</b>	<b>139/1121</b>
<b>Fumbles/Ball Lost</b> .....	<b>34/11</b>	<b>32/15</b>
<b>Touchdowns</b> .....	<b>31</b>	<b>35</b>
Rushing	15	12
Passing	14	18
Returns	2	5

## SCORE BY PERIOD

	Q1	Q2	Q3	Q4	Ot	Pts
Team	40	78	57	109	0	284
Opponents	64	100	63	89	6	322

## SCORING

	TD	Ru	PaRt	K-PAT	FG	S	Pts.
Rackers	0	0	0	28/28	22/29	0	94
E. Smith	9	9	0	0/0	0/0	0	54
Fitzgerald	8	0	0	0/0	0/0	0	48
Ayanbadejo	4	3	1	0/0	0/0	0	24
McCown	2	2	0	0/0	0/0	0	14
Hambriek	2	1	1	0/0	0/0	0	12
Jones	2	0	2	0/0	0/0	0	12
Boldin	1	0	1	0/0	0/0	0	6
Starks	1	0	1	0/0	0/0	0	6
Johnson	1	0	1	0/0	0/0	0	6
Wilson	1	0	0	0/0	0/0	0	6
Hayes	0	0	0	0/0	0/0	1	2
<b>Team</b>	<b>31</b>	<b>15</b>	<b>14</b>	<b>28/28</b>	<b>22/29</b>	<b>0</b>	<b>284</b>
<b>Opponents</b>	<b>35</b>	<b>12</b>	<b>18</b>	<b>5</b>	<b>29/30</b>	<b>25/26</b>	<b>0</b>

Two-pt. Conversions: McCown, Team 1-3, Opponents 4-5

## PASSING

	Att.	Comp.	Yds	Cmp%	Yds/Att.	Td	Td%	Int	Int%	Long	Sack/Lost	Rating
McCown	408	233	2511	57.1	6.15	11	2.7	10	2.5	48	31/263	74.1
S. King	84	47	502	56.0	5.98	1	1.2	4	4.8	40	6/42	57.7
Navarre	40	18	168	45.0	4.20	1	2.5	4	10.0	33t	1/8	25.8
E. Smith	1	1	21	100.0	21.00	1	100.0	0	0.0	21t	0/0	158.3
Fitzgerald	0	0	0	---	---	0	---	0	---	---	1/7	---
<b>Team</b>	<b>533</b>	<b>299</b>	<b>3202</b>	<b>56.1</b>	<b>6.01</b>	<b>14</b>	<b>2.6</b>	<b>18</b>	<b>3.4</b>	<b>48</b>	<b>39/320</b>	<b>68.5</b>
<b>Opponents</b>	<b>505</b>	<b>291</b>	<b>3265</b>	<b>53.7</b>	<b>6.47</b>	<b>18</b>	<b>3.6</b>	<b>15</b>	<b>3.0</b>	<b>75t</b>	<b>38/329</b>	<b>73.2</b>

## SACKS

Berry 14.5, Dansby 5.0, Pace 4.5, Dockett 3.5, Zellner 2.0, Darling 1.0, R. Davis 1.0, Harris 1.0, Hill 1.0, Kolodziej 1.0, Starks 1.0, Thompson 1.0, Wilson 1.0, Macklin 0.5, Team 38.0, Opponents 39.0

## RUSHING

	No.	Yds	Avg	Long	TD
E. Smith	267	937	3.5	29t	9
Hambriek	63	283	4.5	62	1
Ayanbadejo	30	122	4.1	23	3
McCown	36	112	3.1	12	2
Scobey	27	89	3.3	22	0
Croome	29	76	2.6	20	0
S. King	9	30	3.3	16	0
Fitzgerald	8	14	1.8	10	0
Williams	2	6	3.0	3	0
Boldin	1	3	3.0	3	0
Anderson	1	2	2.0	2	0
Johnson	2	-6	-3.0	-1	0

**Team** 475 1668 3.5 62 15  
**Opponents** 450 2105 4.7 74 12

## RECEIVING

	No.	Yds	Avg	Long	TD
Fitzgerald	58	780	13.4	48	8
Boldin	56	623	11.1	31t	1
Johnson	49	537	11.0	40	1
Jones	45	426	9.5	40	2
Ayanbadejo	19	171	9.0	21t	1
Williams	18	197	10.9	33	0
Scobey	18	191	10.6	42	0
E. Smith	15	105	7.0	18	0
Poole	5	70	14.0	24	0
Edwards	5	51	10.2	19	0
Hambriek	4	16	4.0	9	1
Diamond	3	19	6.3	8	0
Croome	2	16	8.0	8	0
Newhouse	1	5	5.0	5	0
McCown	1	-5	-5.0	-5	0

**Team** 299 3202 10.7 48 14  
**Opponents** 271 3265 12.0 75t 18

## INTERCEPTIONS

	No.	Yds	Avg	Long	TD
Macklin	4	18	4.5	16	0
Wilson	3	62	20.7	27	0
Starks	3	46	15.3	41t	1
Darling	1	65	65.0	65	0
Dockett	1	20	20.0	20	0
Dansby	1	2	2.0	2	0
Hill	1	2	2.0	2	0
Harris	1	-1	-1.0	-1	0
<b>Team</b>	<b>15</b>	<b>214</b>	<b>14.3</b>	<b>65</b>	<b>1</b>
<b>Opponents</b>	<b>18</b>	<b>263</b>	<b>14.6</b>	<b>76</b>	<b>1</b>

## PUNT RETURNS

	Ret	Fc	Yds	Avg	Long	TD
Williams	42	12	286	6.8	38	0
Starks	7	1	43	6.1	15	0
Boldin	0	1	0	---	---	0
<b>Team</b>	<b>49</b>	<b>14</b>	<b>329</b>	<b>6.7</b>	<b>38</b>	<b>0</b>
<b>Opponents</b>	<b>56</b>	<b>16</b>	<b>486</b>	<b>8.7</b>	<b>71t</b>	<b>1</b>

## KICKOFF RETURNS

	No.	Yds	Avg	Long	TD
Scobey	32	723	22.6	71	0
Croome	16	314	19.6	35	0
Johnson	6	135	22.5	47	0
Ayanbadejo	3	50	16.7	21	0
Edwards	3	40	13.3	14	0
Hayes	3	6	2.0	6	0
Vanden Bosch	1	7	7.0	7	0
Williams	1	18	18.0	18	0
<b>Team</b>	<b>65</b>	<b>1293</b>	<b>19.9</b>	<b>71</b>	<b>0</b>
<b>Opponents</b>	<b>46</b>	<b>1017</b>	<b>22.1</b>	<b>87t</b>	<b>1</b>

## PUNTING

	No.	Yds	Avg	Net	Tb	In	Lg	B
Player	98	4230	43.2	36.4	7	32	57	1
<b>Team</b>	<b>99</b>	<b>4230</b>	<b>42.7</b>	<b>36.4</b>	<b>7</b>	<b>32</b>	<b>57</b>	<b>1</b>
<b>Opponents</b>	<b>97</b>	<b>4064</b>	<b>41.9</b>	<b>35.813</b>	<b>25</b>	<b>68</b>	<b>1</b>	<b>1</b>

## FIELD GOALS

	1-19	20-29	30-39	40-49	50+
Rackers	0-0	6-6	5-7	6-7	5-9
<b>Team</b>	<b>0-0</b>	<b>6-6</b>	<b>5-7</b>	<b>6-7</b>	<b>5-9</b>
<b>Opponents</b>	<b>0-0</b>	<b>13-13</b>	<b>7-7</b>	<b>3-4</b>	<b>2-2</b>

**Rackers:** (22G)(51G,52G,58N)(30G)(26G,33G)(1)(55G,55G,50G)(64N)(29G)(41G)(50N,28G)(20G)(42G,33G)(34,44G,22G)(48G)(52N)(40G,45G,35N,39G,31G,47N)

**Opponents:** (50G,28G,22G)(29G,28G,24G)(25G,23G)(20G)(37G,42G,32G)(54G)(25G)(30G,29G,28G)(44B)(1)(28G,46G)(45G,22G,31G,36G)(31G)(1)(34G)(1)

## USUAL STARTING LINEUP

Offense	Defense
<b>WR</b> ... Larry Fitzgerald	<b>LE</b> ... Peppi Zellner
<b>LT</b> ... Leonard Davis	<b>NT</b> ... Russell Davis
<b>LG</b> ... Reggie Wells	<b>UT</b> ... Darnell Dockett
<b>C</b> ... Alex Stepanovich	<b>RE</b> ... Bertrand Berry
<b>RG</b> ... Cameron Spikes	<b>SLB</b> ... Carlos Dansby
Jeremy Bridges	<b>MLB</b> ... Ronald McKinnon
<b>RT</b> ... Anthony Clement	<b>WLB</b> ... James Darling
L.J. Shelton	<b>LCB</b> ... Renaldo Hill
<b>TE</b> ... Freddie Jones	<b>RCB</b> ... David Macklin
<b>WR</b> ... Anquan Boldin	<b>SS</b> ... Adrian Wilson
Bryant Johnson	<b>FS</b> ... Ifeanyi Ohaletu
<b>QB</b> ... Josh McCown	<b>P</b> ... Scott Player
<b>FB</b> ... Obafemi Ayanbadejo	<b>K</b> ... Neil Rackers
<b>RB</b> ... Emmitt Smith	

## NOTES

Team's first season under head coach Dennis Green was one of transition but also promise and opportunity...team entered week 16 of the regular season with a playoff berth and division title in reach before a three-point road loss at Seattle ended postseason hopes...Cardinals won two games by 24 points (something that they'd not done in over a decade) and also finished 5-3 to have for the first time since last playoff season of 1998...strategic but aggressive approach to free agency yielded several new starters, most notably DE Bertrand Berry who would prove to become the best free agent pick-up in team history by leading the NFC in sacks (14.5) and earning his first career Pro Bowl berth...an outstanding '04 draft class produced four full-time starters in WR Larry Fitzgerald, LB Carlos Dansby, DT Darnell Dockett and C Alex Stepanovich...defense improved its overall rank from 26th at the end of '03 to 12th and didn't allow a touchdown in three games while allowing just one TD in three others...the offense was bitten early by injuries as RB Marcel Shipp suffered a broken leg in training camp that ended his season and all-pro WR Anquan Boldin suffered a training camp knee injury that caused him to miss the regular season's first six games...in his second season in Arizona, Emmitt Smith led the team with 937 rushing yards and 9 rushing TDs...the offense struggled to find consistency and that led to numerous lineup changes throughout the year including three different starting QBs...S Pat Tillman, who left the Cardinals to join U.S. Army and enter Army Ranger training prior to 2002 season, is killed April 22 in Afghanistan.

## FINAL NFC WEST STANDINGS

Team	W	L	T	Pct.	Pts.	OP
Seattle	9	7	0	.562	371	373
St. Louis	8	8	0	.500	319	392
Arizona	6	10	0	.375	284	322
San Francisco	2	14	0	.125	259	452



## 2005 (5-11)

### HEAD COACH DENNIS GREEN

Sept. 11	at New York Giants	L	19-42	78,387
Sept. 18	St. Louis	L	12-17	45,160
Sept. 25	at Seattle	L	12-37	64,843
Oct. 2	San Francisco	W	31-14	103,467
Oct. 9	Carolina	L	20-24	38,809
Oct. 23	Tennessee	W	20-10	39,482
Oct. 30	at Dallas	L	13-34	62,068
Nov. 6	Seattle	L	19-33	43,542
Nov. 13	at Detroit	L	21-29	61,091
Nov. 20	at St. Louis	W	38-28	65,760
Nov. 27	Jacksonville	L	17-24	39,198
Dec. 4	at San Francisco	W	17-10	60,439
Dec. 11	Washington	L	13-17	46,654
Dec. 18	at Houston	L	19-30	70,024
Dec. 24	Philadelphia	W	27-21	44,723
Jan. 1	at Indianapolis	L	13-17	57,211

311-387  
Home: 3-5 (401,035). Away: 2-6 (519,823).

### TEAM STATISTICS

	Cards	Opp.
<b>Total First Downs</b> .....	<b>304</b>	<b>272</b>
Rushing	58	83
Passing	224	158
Penalty	22	31
3rd Down: Made/Att	91/239	67/196
3rd Down Pct.	38.1	34.2
4th Down: Made/Att	5/16	4/11
4th Down Pct.	31.3	36.4
<b>Possession Avg.</b> .....	<b>31:20</b>	<b>28:40</b>
<b>Total Net Yards</b> .....	<b>5575</b>	<b>4729</b>
Avg. Per Game	348.4	295.6
<b>Total Plays</b> .....	<b>1075</b>	<b>936</b>
Avg. Per Play	5.2	5.1
<b>Net Yards Rushing</b> .....	<b>1138</b>	<b>1632</b>
Avg. Per Game	71.1	102.0
Total Rushes	360	411
<b>Net Yards Passing</b> .....	<b>4437</b>	<b>3097</b>
Avg. Per Game	277.3	193.6
Sacked/yards Lost	45/286	37/217
Gross Yards	4723	3314
Att./completions	670/419	488/301
Completion Pct.	62.5	61.7
Had Intercepted	21	15
<b>Punts/Average</b> .....	<b>74/43.3</b>	<b>85/44.1</b>
<b>Net Punting Avg.</b> .....	<b>74/37.0</b>	<b>85/37.8</b>
<b>Penalties/Yards</b> .....	<b>145/1184</b>	<b>103/819</b>
<b>Fumbles/Ball Lost</b> .....	<b>26/16</b>	<b>24/11</b>
<b>Touchdowns</b> .....	<b>26</b>	<b>46</b>
Rushing	2	22
Passing	21	17
Returns	3	7

### SCORE BY PERIOD

	Q1	Q2	Q3	Q4	OT	PTS
Team	27	111	74	99	0	311
Opponents	87	105	103	92	0	387

### SCORING

	TD	RU	PA	RT	K-PAT	FG	S	PTS
Rackers	0	0	0	0	20/20	0/0/2	0	140
Fitzgerald	10	0	10	0	0	4/0	0	60
Boldin	7	0	7	0	0	0/0	0	44
Novak (Was)	0	0	0	0	15/15	8/10	0	39
Novak (Ari)	0	0	0	0	0/0	3/3	0	9
Arrington	2	2	2	0	0/0	0/0	0	12
Dansby	2	0	2	0	0/0	0/0	0	12
Bergen	1	0	1	0	0/0	0/0	0	6
Edwards	1	0	1	0	0/0	0/0	0	6
B. Johnson	1	0	1	0	0/0	0/0	0	6
Macklin	1	0	1	0	0/0	0/0	0	6
McCoy	1	0	1	0	0/0	0/0	0	6
Ayanbadejo	0	0	0	0	0/0	0/0	0	4
<b>Team</b>	<b>26</b>	<b>2</b>	<b>21</b>	<b>3</b>	<b>20/20</b>	<b>43/45</b>	<b>0</b>	<b>311</b>
<b>Opponents</b>	<b>46</b>	<b>22</b>	<b>17</b>	<b>7</b>	<b>44/45</b>	<b>21/24</b>	<b>1</b>	<b>387</b>

Two-Pt. Conversions: Ayanbadejo 2, Boldin, Team 3-6, Opponents 1-1

### PASSING

	Att.	Comp.	Yds.	Comp. %	Yds./Att.	TD	TD%	Int.	Int. %	Lng	Sack/Loss	Rating
Warner	375	242	2713	64.5	7.23	11	2.9	9	2.4	63	23/158	85.8
McCown	270	163	1836	60.4	6.80	9	3.3	11	4.1	49	18/101	74.9
Navarre	24	14	174	58.3	7.25	1	4.2	1	4.2	43	4/27	77.4
Boldin	1	0	0	0.0	0.00	0	0.0	0	0.0	0	0/0	39.6
<b>Team</b>	<b>670</b>	<b>419</b>	<b>4723</b>	<b>62.5</b>	<b>7.05</b>	<b>21</b>	<b>3.1</b>	<b>21</b>	<b>3.1</b>	<b>63</b>	<b>45/286</b>	<b>81.0</b>
<b>Opponents</b>	<b>488</b>	<b>301</b>	<b>3314</b>	<b>61.7</b>	<b>6.79</b>	<b>17</b>	<b>3.5</b>	<b>15</b>	<b>3.1</b>	<b>65t</b>	<b>37/217</b>	<b>80.6</b>

### SACKS

Wilson	8	Okefor	7.5	Berry	6	Dansby	4
Kolodziej	3	Smith	3	Blackstock	1	Darling	1
Huff	1	Moore	1	Pace	1	Dockett	0.5
<b>Team</b>	<b>37</b>	<b>Opponents</b>	<b>45</b>				

### RUSHING

	No.	Yds	Avg	Long	TD
Shipp	157	451	2.9	19	0
Arrington	112	370	3.3	32	2
McCown	29	139	4.8	12	0
Ayanbadejo	22	46	2.1	11	0
Boldin	12	45	3.8	11	0
Fitzgerald	8	41	5.1	15	0
Warner	13	28	2.2	13	0
Jackson	4	11	2.8	3	0
Anderson	2	7	3.5	6	0
B. Johnson	1	0	0.0	0	0
<b>Team</b>	<b>360</b>	<b>1138</b>	<b>3.2</b>	<b>32</b>	<b>2</b>
<b>Opponents</b>	<b>411</b>	<b>1632</b>	<b>4.0</b>	<b>88t</b>	<b>22</b>

### RECEIVING

	No.	Yds	Avg	Long	TD
Fitzgerald	103	1409	13.7	47	10
Boldin	102	1402	13.7	54t	7
B. Johnson	40	432	10.8	41	1
Shipp	35	255	7.3	28	0
Ayanbadejo	34	231	6.8	18	1
Bergen	28	270	9.6	32	1
Arrington	25	139	5.6	15	0
McCoy	18	191	10.6	24	1
Edwards	12	133	11.1	63	1
Lee	11	152	13.8	49	0
Newhouse	4	45	11.3	17	0
T. Johnson	3	29	9.7	13	0
Jackson	2	31	15.5	19	0
Baxter	1	4	4.0	4	0
Warner	1	0	0.0	0	0
<b>Team</b>	<b>419</b>	<b>4723</b>	<b>11.3</b>	<b>63</b>	<b>21</b>
<b>Opponents</b>	<b>301</b>	<b>3314</b>	<b>11.0</b>	<b>65t</b>	<b>17</b>

### INTERCEPTIONS

	No.	Yds	Avg	Long	TD
Dansby	3	31	10.3	18t	2
Macklin	2	79	39.5	60t	1
Tate	2	47	23.5	25	0
Darling	2	22	11.0	15	0
Wilson	1	36	36.0	36	0
Rolle	1	29	29.0	29	0
Dockett	1	14	14.0	14	0
Green	1	13	13.0	13	0
Griffith	1	11	11.0	11	0
Huff	1	3	3.0	3	0
<b>Team</b>	<b>15</b>	<b>285</b>	<b>19.0</b>	<b>60t</b>	<b>3</b>
<b>Opponents</b>	<b>21</b>	<b>334</b>	<b>15.9</b>	<b>71</b>	<b>1</b>

### PUNT RETURNS

	Ret	FC	Yds	Avg	Long	TD
Swinton	42	14	334	8.0	32	0
Moses	7	0	40	5.7	12	0
B. Johnson	1	2	9	9.0	9	0
<b>Team</b>	<b>50</b>	<b>16</b>	<b>383</b>	<b>7.7</b>	<b>32</b>	<b>0</b>
<b>Opponents</b>	<b>39</b>	<b>14</b>	<b>328</b>	<b>8.4</b>	<b>52t</b>	<b>1</b>

### KICKOFF RETURNS

	No.	Yds	Avg	Long	TD
Swinton	63	1456	23.1	90	0
Moses	7	177	25.3	35	0
B. Johnson	2	45	22.5	24	0
Anderson	1	7	7.0	7	0
Ayanbadejo	1	16	16.0	16	0
Green	1	4	4.0	4	0
Jackson	1	14	14.0	14	0
<b>Team</b>	<b>76</b>	<b>1719</b>	<b>22.6</b>	<b>90</b>	<b>0</b>
<b>Opponents</b>	<b>60</b>	<b>1700</b>	<b>28.3</b>	<b>95t</b>	<b>3</b>

### PUNTING

	No.	Yds	Avg	Net	TB	In	Lg	B
Player	73	3206	43.9	37.0	7	18	60	1
<b>Team</b>	<b>74</b>	<b>3206</b>	<b>43.3</b>	<b>37.0</b>	<b>7</b>	<b>18</b>	<b>60</b>	<b>1</b>
<b>Opponents</b>	<b>85</b>	<b>3752</b>	<b>44.1</b>	<b>37.8</b>	<b>8</b>	<b>26</b>	<b>58</b>	<b>0</b>

### FIELD GOALS

	1-19	20-29	30-39	40-49	50+
Rackers	0/0	11/11	10/10	13/14	6/7
Novak LG	1/1	1/1	5/7	1/1	0/0
Novak TM	1/1	0/0	2/2	0/0	0/0
<b>Team</b>	<b>1/1</b>	<b>11/11</b>	<b>12/12</b>	<b>13/14</b>	<b>6/7</b>
<b>Opponents</b>	<b>0/0</b>	<b>10/10</b>	<b>3/4</b>	<b>7/7</b>	<b>1/3</b>

**Rackers:** (24G, 42G)(29G, 26G, 48G, 35G)  
(54G, 39G, 50G, 39G)(40G, 45G, 48G, 23G, 43G, 24G)  
(39G, 49G)(33G, 24G)(52G, 47G)  
(23G, 31G, 50G, 44G)(51G, 26G)(32G, 33G, 51G)  
(43N, 42G)(1)(44G, 20G)(26G, 42G)(32G, 32G, 54N)  
(28G, 42G)

**Novak, Was.-Ari:** (0)(0)(0)(39B, 40G, 39G)(34G, 38B, 36G)(0)(27G)(0)(0)(0)(0)(30G, 35G, 19G)

**Novak, Ari:** (0)(0)(0)(0)(0)(0)(30G, 35G, 19G)(0)(0)(0)

**Opponents:** (1)(29G)(33G, 23G, 47G)  
(46G, 53N, 62N)(53G)(21G, 21G)(26G, 28G)  
(26G, 20G)(47G, 32G)(30G, 38N)(48G)(41G)  
(27G, 41G, 26G)(1)(44G)

### USUAL STARTING LINEUP

Offense	Defense
WR ... Larry Fitzgerald	LE ... Chike Okefor
LT ... Leonard Davis	NT ... Ross Kolodziej
LG ... Reggie Wells	OT ... Darrell Dockett
C ... Nick Leckey	RE ... Bertrand Berry
RG ... Elton Brown	Antonio Smith
RT ... Oliver Ross	SLB ... Karlos Dansby
TE ... Eric Edwards	MLB ... James Darlington
WR ... Anquan Boldin	WLB ... Orlando Huff
QB ... Kurt Warner	RCB ... Robert Tate
TE ... Adam Bergen	LCB ... David Macklin
RB ... Marcel Shipp	SS ... Adrian Wilson
	FS ... Robert Griffith
	P ... Scott Player
	K ... Neil Rackers

### NOTES

The team's second season under head coach Dennis Green was marked by close games (six losses by a TD or less) and plagued by injuries (NFL-high 15 players on injured reserve list) ... **Neil Rackers** set the NFL record with 40 field goals in the season en route to a Pro Bowl selection ... **WR Larry Fitzgerald** set the club record for receptions in a season with 103 and also had a team-high 1,409 yards en route to his first Pro Bowl ... **Anquan Boldin** also recorded 102 receptions and 1,402 yards ... Boldin and Fitzgerald became only the second pair of teammates in NFL history to record 100+ receptions and 1,400+ yards in a season ... in his first year as a Cardinal, **Kurt Warner** completed 242 of 375 passes to set the club mark for completion percentage with 64.5% ... **FS Adrian Wilson** led the team with 8.0 sacks, the most ever by an NFL defensive back since sacks became an official statistic in 1982 ... Arizona finished with the league's #1 passing offense (first time in team history) and ranked 8th in both overall offense and defense (the only NFL team in the top 10 in both) ... the team played in the NFL's first-ever regular season game outside of the U.S. and defeated the 49ers in Mexico City in front of an NFL record crowd of 103,467 ... 2005 was the team's 18th and final season at Sun Devil Stadium.

### FINAL NFC WEST STANDINGS

Team	W	L	T	Pct.	PTS	OP
Seattle	13	3	0	.812	452	271
St. Louis	6	10	0	.375	363	



## 2006 (5-11)

### HEAD COACH DENNIS GREEN

Sept. 10	San Francisco	W	34-27	63,407
Sept. 17	at Seattle	L	10-21	67,470
Sept. 24	St. Louis	L	14-16	63,278
Oct. 1	at Atlanta	L	10-32	68,981
Oct. 8	Kansas City	L	20-23	63,445
Oct. 16	Chicago	L	23-24	63,977
Oct. 22	at Oakland	L	9-22	61,595
Oct. 29	at Green Bay	L	14-31	70,809
Nov. 12	Dallas	L	10-17	63,926
Nov. 19	Detroit	W	17-10	63,348
Nov. 26	at Minnesota	L	26-31	63,483
Dec. 3	at St. Louis	W	34-20	65,612
Dec. 10	Seattle	W	27-21	63,603
Dec. 17	Denver	L	20-37	63,845
Dec. 24	at San Francisco	W	26-20	67,751
Dec. 31	at San Diego	L	20-27	66,492

314,389

Home: 3-5 (508,829). Away: 2-6 (532,193)

### TEAM STATISTICS

	Cards	Opp.
<b>Total First Downs</b> .....	<b>298</b>	<b>331</b>
Rushing	84	114
Passing	187	186
Penalty	27	31
3rd Down: Made/Att	83/212	83/201
3rd Down Pct.	39.2	41.3
4th Down: Made/Att	10/15	7/17
4th Down Pct.	66.7	46.7
<b>Possession Avg.</b> .....	<b>29:59</b>	<b>30:01</b>
<b>Total Net Yards</b> .....	<b>5000</b>	<b>5591</b>
Avg. Per Game	312.5	349.4
<b>Total Plays</b> .....	<b>999</b>	<b>1018</b>
Avg. Per Play	5.0	5.5
<b>Net Yards Rushing</b> .....	<b>1338</b>	<b>1897</b>
Avg. Per Game	83.6	118.6
Total Rushes	419	458
<b>Net Yards Passing</b> .....	<b>3662</b>	<b>3694</b>
Avg. Per Game	228.9	230.9
Sacked/Yards Lost	35/262	38/238
Gross Yards	3924	3932
Att./Completions	545/322	522/321
Completion Pct.	59.1	61.5
Had Intercepted	17	16
<b>Punts/Average</b> .....	<b>68/43.6</b>	<b>58/44.8</b>
<b>Net Punting Avg.</b> .....	<b>68/34.5</b>	<b>58/37.7</b>
<b>Penalties/Yards</b> .....	<b>117/937</b>	<b>95/815</b>
<b>Fumbles/Ball Lost</b> .....	<b>31/13</b>	<b>29/17</b>
<b>Touchdowns</b> .....	<b>33</b>	<b>42</b>
Rushing	12	16
Passing	17	21
Returns	4	5

### SCORE BY PERIOD

	Q1	Q2	Q3	Q4	OT	PTS
Team	104	81	46	83	0	314
Opponents	84	100	100	105	0	389

### SCORING

	TD	Ru	PaRt	K-PAT	FG	S	Pts.
Rackers	0	0	0	32/32	28/37	0	116
Fitzgerald	6	0	6	0/0	0/0	0	36
James	6	6	0	0/0	0/0	0	36
Boldin	4	0	4	0/0	0/0	0	24
Bry. Johnson	4	0	4	0/0	0/0	0	24
Shipp	4	4	0	0/0	0/0	0	24
Leinart	2	2	0	0/0	0/0	0	12
Walters	2	0	2	0/0	0/0	0	12
Wilson	2	0	2	0/0	0/0	0	12
Arrington	1	0	1	0/0	0/0	0	6
Bergen	1	0	1	0/0	0/0	0	6
Smith	1	0	1	0/0	0/0	0	6
<b>Team</b>	<b>33</b>	<b>12</b>	<b>17</b>	<b>4</b>	<b>32/32</b>	<b>28/37</b>	<b>0</b>
<b>Opponents</b>	<b>42</b>	<b>16</b>	<b>21</b>	<b>5</b>	<b>42/42</b>	<b>31/34</b>	<b>1</b>

Two-Pt. Conversions:  
Team 0-1, Opponents 0-0

### PASSING

	Att.	Comp.	Yds	Cmp%	Yds/Att.	Td	Td%	Int	Int%	Long	Sack/Lost	Rating
Leinart	377	214	2547	56.8	6.76	11	2.9	12	3.2	58	21/158	74.0
Warner	168	108	1377	64.3	8.20	6	3.6	5	3.0	64	14/104	89.3
<b>Team</b>	<b>545</b>	<b>322</b>	<b>3924</b>	<b>59.1</b>	<b>7.20</b>	<b>17</b>	<b>3.1</b>	<b>17</b>	<b>3.1</b>	<b>64</b>	<b>35/262</b>	<b>78.7</b>
<b>Opponents</b>	<b>522</b>	<b>321</b>	<b>3932</b>	<b>61.5</b>	<b>7.53</b>	<b>21</b>	<b>4.0</b>	<b>16</b>	<b>3.1</b>	<b>78</b>	<b>38/238</b>	<b>85.4</b>

### SACKS

Okeafar 8.5, Dansby 8, Berry 6, Wilson 5, Smith 2.5, Cooper LG 2, Cooper TM 2, Dockett 2, Clancy 1, Hayes 1, Pace 1, Watson 1, Team 38, Opponents 35

### RUSHING

	No.	Yds	Avg	Long	TD
James	337	1159	3.4	18	6
Leinart	22	49	2.2	14	2
Shipp	17	41	2.4	9	4
Ayanbadejo	9	37	4.1	11	0
Boldin	5	28	5.6	18	0
Arrington	14	19	1.4	9	0
Schable	1	5	5.0	5	0
Warner	13	3	0.2	9	0
Fitzgerald	0	0	—	—	0
Bry. Johnson	1	-3	-3.0	-3	0
<b>Team</b>	<b>419</b>	<b>1338</b>	<b>3.2</b>	<b>18</b>	<b>12</b>
<b>Opponents</b>	<b>458</b>	<b>1897</b>	<b>4.1</b>	<b>78</b>	<b>16</b>

### RECEIVING

	No.	Yds	Avg	Long	TD
Boldin	83	1203	14.5	64	4
Fitzgerald	69	946	13.7	57	6
Bry. Johnson	40	740	18.5	58	4
James	38	217	5.7	14	0
Walters	23	209	9.1	26	2
Ayanbadejo	17	139	8.2	27	0
Pope	16	161	10.1	33	0
Bergen	15	111	7.4	17	1
Arrington	8	58	7.3	19	0
Shipp	6	60	10.0	22	0
Spurlock	4	31	7.8	15	0
Wakefield	2	24	12.0	19	0
Bronson	1	25	25.0	25	0
<b>Team</b>	<b>322</b>	<b>3924</b>	<b>12.2</b>	<b>64</b>	<b>17</b>
<b>Opponents</b>	<b>321</b>	<b>3932</b>	<b>12.2</b>	<b>78</b>	<b>21</b>

### INTERCEPTIONS

	No.	Yds	Avg	Long	TD
Wilson	4	146	36.5	99	1
Griffith	3	30	10.0	23	0
Hayes	3	24	8.0	24	0
Francisco	2	61	30.5	44	0
Macklin	1	56	56.0	56	0
Rolle	1	23	23.0	23	0
Beisel	1	11	11.0	11	0
Dockett	1	-1	-1.0	-1	0
<b>Team</b>	<b>16</b>	<b>350</b>	<b>21.9</b>	<b>99</b>	<b>1</b>
<b>Opponents</b>	<b>17</b>	<b>110</b>	<b>6.5</b>	<b>37</b>	<b>1</b>

### PUNT RETURNS

	Ret	FC	Yds	Avg	Long	TD
Walters	24	12	250	10.4	37	0
Bry. Johnson	1	1	0	0.0	0	0
<b>Team</b>	<b>25</b>	<b>13</b>	<b>250</b>	<b>10.0</b>	<b>37</b>	<b>0</b>
<b>Opponents</b>	<b>44</b>	<b>6</b>	<b>562</b>	<b>12.8</b>	<b>83</b>	<b>1</b>

### KICKOFF RETURNS

	No.	Yds	Avg	Long	TD
Arrington	67	1520	22.7	99	1
Spurlock	3	54	18.0	21	0
Bry. Johnson	2	29	14.5	16	0
Wakefield	1	7	7.0	7	0
<b>Team</b>	<b>73</b>	<b>1610</b>	<b>22.1</b>	<b>99</b>	<b>1</b>
<b>Opponents</b>	<b>58</b>	<b>1481</b>	<b>25.5</b>	<b>64</b>	<b>0</b>

### PUNTING

	No.	Yds	Avg	Net	TB	In	Lg	B
Player	66	2965	44.9	34.5	3	18	58	2
<b>Team</b>	<b>68</b>	<b>2965</b>	<b>43.6</b>	<b>34.5</b>	<b>3</b>	<b>18</b>	<b>58</b>	<b>2</b>
<b>Opponents</b>	<b>58</b>	<b>2596</b>	<b>44.8</b>	<b>37.7</b>	<b>8</b>	<b>18</b>	<b>66</b>	<b>0</b>

### FIELD GOALS

	0-19	20-29	30-39	40-49	50+
Rackers	0/0	11/11	9/9	7/10	1/7
<b>Team</b>	<b>0/0</b>	<b>11/11</b>	<b>9/9</b>	<b>7/10</b>	<b>1/7</b>
<b>Opponents</b>	<b>1/1</b>	<b>9/9</b>	<b>11/13</b>	<b>9/9</b>	<b>1/2</b>

Rackers: (366,306)(51N,53N,43G)(0)(29G)  
(41G,45G,51N)(52N,41G,28G,29G,40N)  
(49N,29G,45G,38G)(0)(28G)(36G)  
(21G,50G,41N)(23G,20G)(32G,53N,40G)  
(49G,50N,38G)(25G,39G,37G,32G)(28G,20G)  
Opponents: (34N,22G,44G)(30B)(26,47G,21G)  
(34G,40G,51G,36G,26G,28G)(45G,40G,19G)  
(23G)(31G,35G)(42G)(28G,38G)(32G,52N)  
(40G)(27G,37G)(0)(30G,22G,30G)(49G,32G)  
(47G,35)

### USUAL STARTING LINEUP

Offense	Defense
WR..... Larry Fitzgerald	LE..... Chike Okeafar
LT..... Leonard Davis	NT..... Kendrick Clancy
LG..... Milford Brown	UT..... Darnell Dockett
CG..... Nick Leckey	RE..... Bertrand Berry/ Antonio Smith
R..... Deuce Lutui	OT..... Antonio Smith
RT..... Reggie Wells	SLB..... Karios Dansby
TE..... Leonard Pope	MLB..... Gerald Hayes
WR..... Anquan Boldin	WLB..... Orlando Huff
QB..... Matt Leinart	LCB..... Antrel Rolle
WR..... Bryant Johnson	RCB..... David Macklin
RB..... Edgerin James	SS..... Adrian Wilson
	FS..... Robert Griffith
	P..... Scott Player
	K..... Neil Rackers

### NOTES

The Cardinals opened up University of Phoenix Stadium with a game against San Francisco on September 10, the team's first season opening contest at home since moving to Arizona in 1988 ... rookie QB **Matt Leinart** takes over the starting role in October and starts 11 games, setting the franchise record for passing yards by a rookie with 2,547 and becoming the first Cardinals quarterback since 2001 to have three games in a season with a 100+ quarterback rating ... **Adrian Wilson** selected to first Pro Bowl after scoring a pair of 99-yard TDs (fumble and interception) to become first player in NFL history with two defensive TDs of 99 yards ... **Anquan Boldin** selected to second Pro Bowl after recording third 1,000-yard season of four-year career, also becoming fastest NFL player to reach 330 career receptions at Oakland ... **DE Chike Okeafar** ties final seven games of season ... **RB Edgerin James** becomes first RB to rush for over 1,000 yards since 1998 finishing with 1,159 yards on franchise record 337 carries ... team sets new season attendance record with 508,829 fans and sells out every home game including first MNF game since 1999.

### FINAL NFC WEST

#### STANDINGS

Team	W	L	T	Pct.	Pts.	OP
Seattle	9	7	0	.562	335	341
St. Louis	8	8	0	.500	367	381
San Francisco	7	9	0	.438	298	412
Arizona	5	11	0	.312	314	389

## 2007 (8-8)

### HEAD COACH KEN WHISENHUNT

Sept. 10	at San Francisco	L	17-20	68,111
Sept. 16	Seattle	W	23-20	64,542
Sept. 23	at Baltimore	L	23-26	71,372
Sept. 30	Pittsburgh	W	21-14	64,844
Oct. 7	at St. Louis	W	34-31	61,788
Oct. 14	Carolina	L	10-25	64,403
Oct. 21	at Washington	L	19-21	85,640
Nov. 4	at Tampa Bay	L	10-17	65,267
Nov. 11	Detroit	W	31-21	64,753
Nov. 18	at Cincinnati	W	35-27	65,403
Nov. 25	San Francisco (OT)	L	31-37	64,483
Dec. 2	Cleveland	W	27-21	64,791
Dec. 9	at Seattle	L	21-42	68,193
Dec. 16	at New Orleans	L	24-31	70,007
Dec. 23	Atlanta (OT)	W	30-27	64,159
Dec. 30	St. Louis	W	48-19	64,671

404-399  
Home: 6-2 (516,646). Away: 2-6 (555,781).

## TEAM STATISTICS

	Cards	Opp.
<b>Total First Downs</b>	<b>308</b>	<b>298</b>
Rushing	70	90
Passing	210	185
Penalty	28	23
3rd Down: Made/Att	75/203	87/218
3rd Down Pct.	36.9%	39.9%
4th Down: Made/Att	12/14	7/15
4th Down Pct.	85.7%	46.7%
<b>Possession Avg.</b>	<b>30:10</b>	<b>29:50</b>
<b>Total Net Yards</b>	<b>5505</b>	<b>5283</b>
Avg. Per Game	344.1	330.2
<b>Total Plays</b>	<b>1016</b>	<b>1013</b>
Avg. Per Play	5.4	5.2
<b>Net Yards Rushing</b>	<b>1440</b>	<b>1557</b>
Avg. Per Game	90.0	97.9
Total Rushes	402	407
<b>Net Yards Passing</b>	<b>4065</b>	<b>3716</b>
Avg. Per Game	254.1	232.3
Sacked/Yards Lost	24/163	36/242
Gross Yards	4228	3958
Att./Completions	590/356	570/361
Completion Pct.	60.3%	63.3%
Had Intercepted	24	18
<b>Punts/Average</b>	<b>80/40.0</b>	<b>73/43.6</b>
<b>Net Punting Avg.</b>	<b>32.0</b>	<b>37.1</b>
<b>Penalties/Yards</b>	<b>137/1128</b>	<b>118/881</b>
<b>Fumbles/Ball Lost</b>	<b>27/12</b>	<b>23/11</b>
<b>Touchdowns</b>	<b>49</b>	<b>45</b>
Rushing	9	13
Passing	32	26
Returns	8	6

## SCORE BY PERIOD

	Q1	Q2	Q3	Q4	OT	PTS
Team	57	148	65	131	3	404
Opponents	88	114	99	92	6	399

## SCORING

	TD	RU	PA	RT	K-PAT	FG	S	PTS
Rackers	0	0	0	0	47/48	21/30	0	110
Fitzgerald	10	0	10	0	0/0	0/0	0	60
Boldin	9	0	9	0	0/0	0/0	0	54
James	7	7	0	0	0/0	0/0	0	42
Pope	5	0	5	0	0/0	0/0	0	30
Rolle	3	0	3	0	0/0	0/0	0	18
Johnson	2	0	2	0	0/0	0/0	0	12
Hood	2	0	2	0	0/0	0/0	0	12
Urban	2	0	2	0	0/0	0/0	0	12
Patrick	2	0	2	0	0/0	0/0	0	12
Wells	1	0	1	0	0/0	0/0	0	6
Hayes	1	0	1	0	0/0	0/0	0	6
Warner	1	1	0	0	0/0	0/0	0	6
Shipp	1	1	0	0	0/0	0/0	0	6
Breaston	1	0	1	0	0/0	0/0	0	6
Arrington	1	0	1	0	0/0	0/0	0	6
Bienemann	1	0	1	0	0/0	0/0	0	6
<b>Team</b>	<b>49</b>	<b>9</b>	<b>32</b>	<b>8</b>	<b>47/48</b>	<b>21/30</b>	<b>0</b>	<b>404</b>
<b>Opponents</b>	<b>45</b>	<b>13</b>	<b>26</b>	<b>6</b>	<b>39/39</b>	<b>28/33</b>	<b>2</b>	<b>399</b>

Two-Pt. Conversions: Team 0-1, Opponents 2-5

## PASSING

	Att.	Comp.	Yds.	Comp. %	Yds./Att.	TD	TD%	Int.	Int. %	Long	Sack/Lost	Rating
Warner	451	281	3417	62.3%	7.6	27	6.0%	17	3.8%	62	20/140	89.9
Leinart	112	60	647	53.6%	5.8	2	1.8%	4	3.6%	40	4/23	61.8
Rattay	27	15	164	55.6%	6.1	3	11.1%	3	11.1%	42	0/0	71.2
Boldin	0	0	0	0.0%	0.0%	0	0.0%	0	0.0%	0	0/0	0.0
<b>Team</b>	<b>590</b>	<b>356</b>	<b>4228</b>	<b>60.3%</b>	<b>7.2</b>	<b>32</b>	<b>5.4%</b>	<b>24</b>	<b>4.1%</b>	<b>62</b>	<b>24/163</b>	<b>83.4</b>
<b>Opponents</b>	<b>570</b>	<b>361</b>	<b>3958</b>	<b>63.3%</b>	<b>6.9</b>	<b>26</b>	<b>4.6%</b>	<b>18</b>	<b>3.2%</b>	<b>74t</b>	<b>36/242</b>	<b>85.8</b>

## SACKS

Dockett 9.0, Pace 6.5, Smith 5.5, Hayes 4.0, Dansby 3.5, Blackstock 3.0, Berry 2.5, Tafoya 2.0  
Team: 36.0, Opponents: 24.0

## RUSHING

	No.	Yds	Avg	Long	TD
James	324	1222	3.8	27	7
Arrington	26	78	3.0	12	0
Leinart	11	42	3.8	20	0
Shipp	15	41	2.7	14	1
Warner	17	15	0.9	9	1
Boldin	1	14	14.0	14	0
Morey	1	13	13.0	13	0
Breaston	2	8	4.0	10	0
Rattay	2	5	2.5	5	0
Smith	1	3	3.0	3	0
Berger	1	0	0.0	0	0
Hasselbeck	1	-1	-1.0	-1	0
<b>Team</b>	<b>402</b>	<b>1440</b>	<b>3.6</b>	<b>27</b>	<b>9</b>
<b>Opponents</b>	<b>407</b>	<b>1567</b>	<b>3.9</b>	<b>75</b>	<b>13</b>

## RECEIVING

	No.	Yds	Avg	Long	TD
Fitzgerald	100	1409	14.1	48t	10
Boldin	71	853	12.0	44t	9
Johnson	46	528	11.5	30	2
Arrington	29	241	8.3	32	1
James	24	204	8.5	26	0
Pope	23	238	10.3	31	5
Urban	22	329	15.0	42	2
Morey	8	131	16.4	62	0
Breaston	8	92	11.5	22	0
Patrick	7	73	10.4	21	2
Smith	7	59	8.4	16	0
Bienemann	7	46	6.6	13	1
Shipp	4	25	6.3	9	0
<b>Team</b>	<b>356</b>	<b>4228</b>	<b>11.9</b>	<b>62</b>	<b>32</b>
<b>Opponents</b>	<b>361</b>	<b>3958</b>	<b>11.0</b>	<b>74t</b>	<b>26</b>

## INTERCEPTIONS

	No.	Yds	Avg	Long	TD
Rolle	5	231	46.2	57	3
Hood	5	196	39.2	71t	2
Dansby	3	55	18.3	28	0
Wilson	2	20	10.0	20	0
Hayes	1	30	30.0	30t	1
Pace	1	14	14.0	14	0
Brown	1	5	5.0	5	0
<b>Team</b>	<b>18</b>	<b>551</b>	<b>30.6</b>	<b>71t</b>	<b>6</b>
<b>Opponents</b>	<b>24</b>	<b>380</b>	<b>15.8</b>	<b>84t</b>	<b>3</b>

## PUNT RETURNS

	Ret	FC	Yds	Avg	Long	TD
S.Breaston	42	6	395	9.4	73t	1
<b>Team</b>	<b>42</b>	<b>6</b>	<b>395</b>	<b>9.4</b>	<b>73t</b>	<b>1</b>
<b>Opponents</b>	<b>38</b>	<b>15</b>	<b>496</b>	<b>13.1</b>	<b>75t</b>	<b>11</b>

## KICKOFF RETURNS

	No.	Yds	Avg	Long	TD
Breaston	62	1391	22.4	59	0
Arrington	11	251	22.8	56	0
Morey	1	40	40.0	40	0
<b>Team</b>	<b>74</b>	<b>1682</b>	<b>22.7</b>	<b>59</b>	<b>0</b>
<b>Opponents</b>	<b>60</b>	<b>1389</b>	<b>23.2</b>	<b>80</b>	<b>0</b>

## PUNTING

	No.	Yds	Avg	Net	TB	In	Lg	B
Barr	59	2385	40.4	31.7	5	15	61	1
Berger	20	813	40.7	33.0	2	6	56	0
<b>Team</b>	<b>79</b>	<b>3198</b>	<b>40.0</b>	<b>32.0</b>	<b>7</b>	<b>21</b>	<b>61</b>	<b>1</b>
<b>Opponents</b>	<b>73</b>	<b>3181</b>	<b>43.6</b>	<b>37.1</b>	<b>4</b>	<b>20</b>	<b>60</b>	<b>0</b>

## FIELD GOALS

	1-19	20-29	30-39	40-49	50+
Rackers	2/2	5/5	6/8	5/6	3/9
<b>Team</b>	<b>2/2</b>	<b>5/5</b>	<b>6/8</b>	<b>5/6</b>	<b>3/9</b>
<b>Opponents</b>	<b>1/1</b>	<b>9/10</b>	<b>10/10</b>	<b>8/10</b>	<b>0/2</b>
<b>Rackers:</b> (35G)(28G, 53N, 52G, 42G)(48G, 47N, 40G, 41G)(52N)(50G, 39N, 32G)(50G)(55N)(47G)(23G)(54N)(19G, 32N)(33G, 19G)(50N)(54N, 26G)(32G, 29G, 31G)(23G, 33G)					
<b>Opponents:</b> (33G, 30G)(28G, 28G)(21G, 28G, 43G, 46G)(46G, 35G, 31G)(33G, 43G, 24G, 45N, 45G)(41N)(32G, 58N, 26N)(41G, 38G)(19G, 55N)(37G, 22G)(23G, 41G)(31G)(23G, 21G)(37G, 42G)(26G, 20G)(47G, 32G)(30G, 38N)(48G)(41G)(27G, 41G, 26G)(44G)					

## USUAL STARTING LINEUP

Offense	Defense
<b>WR</b> .. Larry Fitzgerald	<b>LE</b> .....Antonio Smith
<b>LT</b> .....Mike Gandy	<b>NT</b> .....Gabe Watson
<b>LG</b> .....Reggie Wells	<b>DT</b> ... Darnell Dockett
<b>C</b> .....Al Johnson	<b>RE</b> ... Bertrand Barry
<b>RG</b> .....Deuce Lutui	<b>WLB</b> .. Carlos Dansby
<b>TE</b> .....Levi Brown	<b>SLB</b> .....Gerald Hayes
<b>RT</b> .....Leonard Pope	<b>MLB</b> .....Calvin Pace
<b>WR</b> ... Anquan Boldin	<b>LCB</b> .....Rod Hood
<b>QB</b> ..... Kurt Warner	<b>RCB</b> .....Eric Green
<b>FB</b> ..... Terrelle Smith	<b>SS</b> .....Adrian Wilson
<b>RB</b> ... Edgerrin James	<b>FS</b> .....Terrence Holt

## NOTES

Under first year head coach **Ken Whisenhunt**, the Cardinals finished the season with an 8-8 record, their best finish since 1998 ... the team finished with a home record of 6-2, their best home record since they finished 6-1 in 1976 ... **Kurt Warner** took over as the starting QB in week six after **Matt Leinart** injured his shoulder and throws for 27 touchdowns, the second-highest passing TD total in team history ... **Larry Fitzgerald** earned his second Pro Bowl nod after leading the NFC in both receptions (100) and receiving yards (1,409) and he also tied the franchise record with TD receptions in five consecutive games ... **Edgerrin James** rushed for 1,222 yards on the season, joining **Ottis Anderson** as the only Cardinal running backs to record a season with 1,200+ yards rushing while the two are also the only ones with back-to-back 1,000-yard seasons ... **Anquan Boldin** became the fastest receiver in NFL history to reach 400 receptions (doing so in his 67th career game) while also establishing a new career-high with nine touchdown receptions ... **Antrel Rolle**'s three interception returns for touchdowns in led the NFL and tied for the second-most in NFL history for a single-game while his two interceptions returns in week 11 at Cincinnati tied the NFL record for a single game ... **Darnell Dockett** collected nine sacks on the year, tying the franchise record for sacks by a defensive tackle and led the NFL among interior defensive linemen ... for the second season in a row the team sold out every home game and set a new season attendance record with 516,646 fans attending a regular season game.

## FINAL NFC WEST STANDINGS

Team	W	L	T	Pct.	Pts.	OP
Seattle	10	6	0	.625	393	291
Arizona	8	8	0	.500	404	399
San Francisco	5	11	0	.312	219	364
St. Louis	3	13	0	.188	263	438

## 2008 (9-7)

### HEAD COACH KEN WHISENHUNT

Sep. 7	at San Francisco	W	23-13	67,186
Sep. 14	Miami	W	31-10	63,445
Sep. 21	at Washington	L	17-24	90,060
Sep. 28	at NY Jets	L	35-56	78,222
Oct. 5	Buffalo	W	41-17	63,830
Oct. 12	Dallas (OT)	W	30-24	64,389
Oct. 26	at Carolina	L	23-27	72,010
Nov. 2	at St. Louis	W	34-13	61,303
Nov. 10	San Francisco	W	29-24	64,519
Nov. 16	at Seattle	W	26-20	67,616
Nov. 23	NY Giants	L	29-37	64,541
Nov. 27	at Philadelphia	L	20-48	69,144
Dec. 7	St. Louis	W	34-10	63,720
Dec. 14	Minnesota	L	14-35	64,457
Dec. 21	at New England	L	7-47	68,756
Dec. 28	Seattle	W	34-21	63,874

Home: 6-2 (512,775). Away: 3-5 (574,297)

NFC Wild Card Game				
Jan. 3	Atlanta	W	30-24	62,848
NFC Divisional Playoff				
Jan. 10	at Carolina	W	33-13	73,695
NFC Championship Game				
Jan. 18	Philadelphia	W	32-25	70,650
Super Bowl XLIII				
Feb. 1	Pittsburgh	L	23-27	70,774

## TEAM STATISTICS

	Cards	Opp.
<b>Total First Downs</b> .....	<b>328</b>	<b>312</b>
Rushing	72	117
Passing	231	172
Penalty	25	23
3rd Down: Made/Att	83/198	92/207
3rd Down Pct.	41.9%	44.4%
4th Down: Made/Att	8/16	13/17
4th Down Pct.	50.0%	76.5%
<b>Possession Avg.</b> .....	<b>30:09</b>	<b>29:51</b>
<b>Total Net Yards</b> .....	<b>5852</b>	<b>5304</b>
Avg. Per Game	365.8	331.5
Total Plays	998	993
Avg. Per Play	5.9	5.3
<b>Net Yards Rushing</b> .....	<b>1178</b>	<b>1764</b>
Avg. Per Game	73.6	110.3
Total Rushes	340	445
<b>Net Yards Passing</b> .....	<b>4674</b>	<b>3540</b>
Avg. Per Game	292.1	221.3
Sacked/Yards Lost	28/201	31/191
Gross Yards	4875	3731
Att./Completions	630/418	517/323
Completion Pct.	66.3%	62.5%
Had Intercepted	15	13
<b>Punts/Average</b> .....	<b>60/41.8</b>	<b>61/45.5</b>
<b>Net Punting Avg.</b> .....	<b>34.1</b>	<b>40.0</b>
<b>Penalties/Yards</b> .....	<b>107/781</b>	<b>98/816</b>
<b>Fumbles/Ball Lost</b> .....	<b>27/15</b>	<b>26/17</b>
<b>Touchdowns</b> .....	<b>51</b>	<b>52</b>
Rushing	14	13
Passing	31	36
Returns	6	3

## SCORE BY PERIOD

	Q1	Q2	Q3	Q4	OT	PTS
Team	64	117	154	86	6	427
Opponents	84	150	81	111	0	426

## SCORING

	TD	RU	PA	RT	K-PAT	FG	S	PTS
Rackers	0	0	0	0	44/44	25/28	0	119
Fitzgerald	12	0	12	0	0/0	0/0	0	72
Boldin	11	0	11	0	0/0	0/0	0	66
Hightower	10	10	0	0	0/0	0/0	0	60
Urban	4	0	4	0	0/0	0/0	0	24
James	3	3	0	0	0/0	0/0	1	20
Arrington	3	1	1	1	0/0	0/0	0	18
Breaston	3	0	3	0	0/0	0/0	0	18
R-Cromartie	1	0	0	1	0/0	0/0	0	6

## PASSING

	Ath.	Comp.	Yds.	Comp. %	Yds./Att.	TD	TD%	Int.	Int. %	Yng	Sack/Lost	Rating
Warner	598	401	4583	67.1%	7.7	30	5.0%	14	2.3%	791	26/182	96.9
Leinart	29	15	264	51.7%	9.1	1	3.4%	1	3.4%	78	2/19	80.2
Urban	1	1	18	100.0%	18.0	0	0.0%	0	0.0%	18	0/0	118.8
Johnson	1	1	10	100.0%	10.0	0	0.0%	0	0.0%	10	0/0	108.3
Arrington	1	0	0	0.0%	0.0	0	0.0%	0	0.0%	0	0/0	39.6
<b>Team</b>	<b>630</b>	<b>418</b>	<b>4875</b>	<b>66.3%</b>	<b>7.7</b>	<b>31</b>	<b>4.9%</b>	<b>15</b>	<b>2.4%</b>	<b>791</b>	<b>28/201</b>	<b>96.1</b>
<b>Opponents</b>	<b>517</b>	<b>323</b>	<b>3731</b>	<b>62.5%</b>	<b>7.2</b>	<b>36</b>	<b>7.0%</b>	<b>13</b>	<b>2.5%</b>	<b>791</b>	<b>31/191</b>	<b>97.0</b>

## SCORING (CONT.)

	TD	RU	PA	RT	K-PAT	FG	S	PTS
Dockett	1	0	0	1	0/0	0/0	0	6
Rolle	1	0	0	1	0/0	0/0	0	6
Beisel	1	0	0	1	0/0	0/0	0	6
Hood	1	0	0	1	0/0	0/0	0	6
<b>Team</b>	<b>51</b>	<b>14</b>	<b>31</b>	<b>6</b>	<b>44/44</b>	<b>25/28</b>	<b>1</b>	<b>427</b>
<b>Opponents</b>	<b>52</b>	<b>13</b>	<b>36</b>	<b>3</b>	<b>49/49</b>	<b>21/27</b>	<b>1</b>	<b>426</b>

Two-Pt. Conversions: Team 1/6, Opponents: 1/3

## SACKS

Berry 5.0, Okeafear 4.5, Dansby 4.0, Dockett 4.0, LaBoy 4.0, Smith 3.5, Wilson 2.5, C.Haggans 1.0, Robinson 1.0, Watson 1.0, Hayes 0.5 Team: 31.0, Opponents: 27.0

## RUSHING

	No.	Yds	Avg	Long	TD
James	133	514	3.9	35	3
Hightower	143	399	2.8	30t	10
Arrington	31	187	6.0	30	1
Boldin	9	67	7.4	30	0
Breaston	2	8	4.0	4	0
Leinart	4	5	1.3	8	0
Warner	18	-2	-0.1	11	0
<b>Team</b>	<b>340</b>	<b>1178</b>	<b>3.5</b>	<b>35</b>	<b>14</b>
<b>Opponents</b>	<b>445</b>	<b>1764</b>	<b>4.0</b>	<b>41t</b>	<b>13</b>

## RECEIVING

	No.	Yds	Avg	Long	TD
Fitzgerald	96	1431	14.9	78t	12
Boldin	89	1038	11.7	79t	11
Breaston	77	1006	13.1	58	3
Urban	34	448	13.2	56t	4
Hightower	34	237	7.0	26	0
Arrington	29	255	8.8	35	1
Doucet	14	90	6.4	12	0
James	12	85	7.1	16	0
Patrick	11	104	9.5	19	0
Pope	9	77	8.6	25	0
Castille	4	11	2.8	5	0
Tuman	3	41	13.7	18	0
Smith	2	24	12.0	18	0
Spach	2	15	7.5	8	0
Rolle	1	9	9.0	9	0
Brown	1	4	4.0	4	0
Campbell	0	0	0.0	0	0
<b>Team</b>	<b>418</b>	<b>4875</b>	<b>11.7</b>	<b>79t</b>	<b>31</b>
<b>Opponents</b>	<b>323</b>	<b>3731</b>	<b>11.6</b>	<b>87t</b>	<b>36</b>

## INTERCEPTIONS

	No.	Yds	Avg	Long	TD
Rodgers-Cromartie	4	157	39.3	99t	1
Dansby	2	47	23.5	34	0
Wilson	2	37	18.5	28	0
Rolle	1	40	40.0	40t	1
Okeafear	1	39	39.0	39	0
Green	1	1	1.0	1	0
Brown	1	0	0.0	0	0
Hood	1	0	0.0	0	0
<b>Team</b>	<b>13</b>	<b>321</b>	<b>24.7</b>	<b>99t</b>	<b>2</b>
<b>Opponents</b>	<b>15</b>	<b>276</b>	<b>18.4</b>	<b>58</b>	<b>1</b>

## PUNT RETURNS

	Ret	FC	Yds	Avg	Long	TD
Breaston	33	10	237	7.2	25	0
<b>Team</b>	<b>33</b>	<b>10</b>	<b>237</b>	<b>7.2</b>	<b>25</b>	<b>0</b>
<b>Opponents</b>	<b>29</b>	<b>13</b>	<b>381</b>	<b>13.1</b>	<b>82t</b>	<b>1</b>

## KICKOFF RETURNS

	No.	Yds	Avg	Long	TD
Arrington	36	923	25.6	93t	1
Breaston	33	667	20.2	38	0
Morey	2	23	11.5	15	0
Campbell	2	16	8.0	16	0
Urban	2	1	0.5	1	0
<b>Team</b>	<b>75</b>	<b>1630</b>	<b>21.7</b>	<b>93t</b>	<b>1</b>
<b>Opponents</b>	<b>69</b>	<b>1724</b>	<b>25.0</b>	<b>104t</b>	<b>1</b>

## PUNTING

	No.	Yds	Avg	Net	TB	In	Lg	B
Johnson	40	1670	41.8	35.2	4	13	59	0
Graham	20	839	42.0	32.0	0	7	59	0
<b>Team</b>	<b>60</b>	<b>2509</b>	<b>41.8</b>	<b>34.1</b>	<b>4</b>	<b>20</b>	<b>59</b>	<b>0</b>
<b>Opponents</b>	<b>60</b>	<b>2777</b>	<b>45.5</b>	<b>40.0</b>	<b>5</b>	<b>20</b>	<b>63</b>	<b>1</b>

## FIELD GOALS

	1-19	20-29	30-39	40-49	50+	
N. Rackers	0/0	0/0	9/9	9/11	6/6	1/2
<b>Team</b>	<b>0/0</b>	<b>0/0</b>	<b>9/9</b>	<b>9/11</b>	<b>6/6</b>	<b>1/2</b>
<b>Opponents</b>	<b>0/0</b>	<b>0/0</b>	<b>4/4</b>	<b>9/11</b>	<b>5/8</b>	<b>3/4</b>

## USUAL STARTING LINEUP

Offense		Defense	
WR...Larry Fitzgerald	LE.....Antonio Smith		
LT.....Mike Gandy	NT.....Bryan Robinson		
LG.....Reggie Wells	DT.....Darnell Dockett		
C.....Lyle Snelten	RE.....Travis LaBoy		
RT.....Deuce Luiti	WLB.....Karlous Dansby		
RG.....Lionel Taylor	MLB.....Gerald Hayes		
TE.....Leonard Pope	SLB.....Chike Okeafear		
WR...Anquan Boldin	LCB.....Rex Hood		
QB.....Kurt Warner	RCB...D. Rodgers-Cromartie		
FB.....Terrelle James	SS.....Adrian Wilson		
RB...Edgerrin James	FS.....Antrel Rolle		
	Tim Hightower		

## NOTES

The Cardinals capped 2008 season with a memorable playoff run, winning the NFC Championship game against Philadelphia and playing in Super Bowl XLIII vs. Pittsburgh ... won their first division title since 1975, winning the NFC West with a perfect 6-0 division record and finishing the regular season 9-7 overall ... under second-year head coach **Ken Whisenunt**, Cardinals made first playoff appearance since 1998 in Wild Card game vs. Falcons, and earned second round playoff win in franchise history with victory at Carolina ... became first #4 seed to host a conference championship game and first #4 seed to advance to Super Bowl ... Cardinals recorded 12 wins on the season, the most in a single-season in franchise history and they won more playoff games in 2008 (3) than they had in their total playoff history (2) ... finished the regular season with an 8-2 home record and improved record at University of Phoenix Stadium to 14-4 under Whisenunt ... **Kurt Warner** sets franchise record with 30 TD passes while also earning his fourth Pro Bowl selection ... Warner also sets team marks for attempts, completions, completion percentage, passer rating and finished season in passing yards ... **Larry Fitzgerald** earned his second consecutive Pro Bowl selection and third overall after once again leading the NFC in both receptions (96) and receiving yards (1,431) while also collecting a career high 12 touchdowns ... Fitzgerald set single postseason records for receptions (30), yards (546), and receiving touchdowns (7) while also collecting over 100 receiving yards in all four postseason games ... **Anquan Boldin** earned his third trip to the Pro Bowl after becoming the first receiver in team history to have four 1,000 yard receiving seasons to go along with a career high 11 TDs ... reached 500 receptions in 80th game, reaching the milestone in fewer games than any other receiver in NFL history ... also set franchise mark with 24 100-yard receiving games ... **Tim Hightower**'s 10 rushing TDs during the regular season set a franchise record for rookie ... **Rookie Dominique Rodgers-Cromartie** led the team with four INTs during the regular season including tying the franchise record for longest INT return with a 99-yard return for a touchdown against St. Louis ... for the third season in a row, the team sold out every home game including both playoff contests.

## FINAL NFC WEST STANDINGS

Team	W	L	T	Pct.	Pts.	OP
Arizona	9	7	0	.563	427	426
San Francisco	7	9	0	.438	339	381
Seattle	4	12	0	.250	294	392
St. Louis	2	14	0	.125	232	465

## 2009 (10-6)

### HEAD COACH KEN WHISENHUNT

Sept. 13	San Francisco	L	16-20	61,981
Sept. 20	at Jacksonville	W	31-17	46,520
Sept. 27	Indianapolis	L	10-31	62,892
Oct. 11	Houston	W	28-21	61,819
Oct. 18	at Seattle	W	27-3	67,588
Oct. 25	at NY Giants	W	24-17	78,299
Nov. 1	Carolina	L	21-34	62,031
Nov. 8	at Chicago	W	41-21	62,309
Nov. 15	Seattle	W	31-20	62,278
Nov. 22	at St. Louis	W	21-13	59,839
Nov. 29	at Tennessee	L	17-20	69,149
Dec. 6	Minnesota	W	30-17	64,121
Dec. 14	at San Francisco	L	9-24	69,732
Dec. 20	at Detroit	W	31-24	40,577
Dec. 27	St. Louis	W	31-10	62,624
Jan. 3	Green Bay	L	7-33	67,597

375-325  
Home: 4-4 (505,143), Away: 6-2 (494,013)

### NFC Wild Card Game

Jan. 10	Green Bay (OT)	W	51-45	61,926
NFC Divisional Playoff				
Jan. 16	at New Orleans	L	14-45	70,149
			65-90	

## TEAM STATISTICS

	Cards	Opp.
<b>Total First Downs</b>	<b>317</b>	<b>289</b>
Rushing	77	81
Passing	215	188
Penalty	25	20
3rd Down: Made/Att	69/190	82/232
3rd Down Pct.	36.3%	35.3%
4th Down: Made/Att	5/9	12/24
4th Down Pct.	55.6%	50.0%
<b>Possession Avg.</b>	<b>29:52</b>	<b>30:08</b>
<b>Total Net Yards</b>	<b>5510</b>	<b>5543</b>
Avg. Per Game	344.4	346.4
Total Plays	985	1038
Avg. Per Play	5.6	5.3
<b>Net Yards Rushing</b>	<b>1494</b>	<b>1804</b>
Avg. Per Game	93.4	112.8
Total Rushes	365	402
<b>Net Yards Passing</b>	<b>4016</b>	<b>3739</b>
Avg. Per Game	251.0	233.7
Sacked/Yards Lost	26/184	43/259
Gross Yards	4200	3998
Att./Completions	594/392	593/346
Completion Pct.	66.0%	58.3%
Had Intercepted	18	21
<b>Punts/Average</b>	<b>86/47.0</b>	<b>84/44.9</b>
<b>Net Punting Avg.</b>	<b>40.6</b>	<b>39.4</b>
<b>Penalties/Yards</b>	<b>108/886</b>	<b>104/840</b>
<b>Fumbles/Ball Lost</b>	<b>32/18</b>	<b>20/8</b>
<b>Touchdowns</b>	<b>46</b>	<b>38</b>
Rushing	16	13
Passing	27	22
Returns	3	3

## SCORE BY PERIOD

	Q1	Q2	Q3	Q4	OT	PTS
Team	76	132	82	85	0	375
Opponents	67	101	62	95	0	325

## SCORING

	TD	RU	PA	R	K-PAT	FG	S	PTS
Rackers	0	0	0	0	37/38	16/17	0	85
Fitzgerald	13	0	13	0	0/0	0/0	0	78
Hightower	8	8	0	0	0/0	0/0	0	48
Wells	7	7	0	0	0/0	0/0	0	42
Boldin	5	1	4	0	0/0	0/0	0	30
Breaston	3	0	3	0	0/0	0/0	0	18
Nugent	0	0	0	0	8/8	2/2	0	14
S-Howling	2	0	1	0	0/0	0/0	0	12
Patrick	2	0	2	0	0/0	0/0	0	12
Wright	2	0	2	0	0/0	0/0	0	12
Rolle	1	0	0	1	0/0	0/0	0	6
R-Cromartie	1	0	1	0	0/0	0/0	0	6
Doucet	1	0	1	0	0/0	0/0	0	6
Becht	1	0	1	0	0/0	0/0	0	6
<b>Team</b>	<b>46</b>	<b>16</b>	<b>27</b>	<b>3</b>	<b>45/46</b>	<b>18/19</b>	<b>0</b>	<b>375</b>
<b>Opponents</b>	<b>38</b>	<b>13</b>	<b>22</b>	<b>3</b>	<b>38/38</b>	<b>19/25</b>	<b>0</b>	<b>325</b>

Two-Pt. Conversions: Team 0/0, Opponents: 0/0

## PASSING

	Att.	Comp.	Yds.	Comp. %	Yds./Att.	TD	TD%	Int.	Int. %	Long	Sack/Loss	Rating
Warner	513	339	3753	66.1%	7.3	26	5.1%	14	2.7%	45	24/172	93.2
Leinart	77	51	435	66.2%	5.6	0	0.0%	3	3.9%	28	2/12	64.6
St. Pierre	4	2	12	50.0%	3.0	1	25.0%	1	25.0%	9	0/0	56.3
<b>Team</b>	<b>594</b>	<b>392</b>	<b>4200</b>	<b>66.0%</b>	<b>7.1</b>	<b>27</b>	<b>4.5%</b>	<b>18</b>	<b>3.0%</b>	<b>45</b>	<b>26/184</b>	<b>89.1</b>
<b>Opponents</b>	<b>593</b>	<b>346</b>	<b>3998</b>	<b>58.3%</b>	<b>6.7</b>	<b>22</b>	<b>3.7%</b>	<b>21</b>	<b>3.5%</b>	<b>72</b>	<b>43/259</b>	<b>76.4</b>

## SACKS

Dockett 7.0, Campbell 7.0, Berry 6.0, Haggans 5.0, Okeafor 4.5, Branch 2.0, Wilson 2.0, Iwebema 2.0, Davis 2.0, Rolle 1.5, Robinson 1.0, Banks 1.0, Dansby 1.0  
**Team 42.0, Opponents: 26.0**

## RUSHING

	No.	Yds	Avg	Long	TD
Wells	176	793	4.5	33	7
Hightower	143	598	4.2	50	8
Breaston	2	44	22.0	25	0
Wright	3	17	5.7	8	0
S-Howling	6	15	2.5	5	0
Boldin	3	12	4.0	5t	1
Warner	21	10	0.5	10	0
Rolle	1	9	9.0	9	0
St. Pierre	1	2	2.0	2	0
Leinart	9	-6	-0.7	1	0
<b>Team</b>	<b>365</b>	<b>1494</b>	<b>4.1</b>	<b>50</b>	<b>16</b>
<b>Opponents</b>	<b>402</b>	<b>1804</b>	<b>4.5</b>	<b>85t</b>	<b>13</b>

## RECEIVING

	No.	Yds	Avg	Long	TD
Fitzgerald	97	1092	11.3	34t	13
Boldin	84	1024	12.2	44	4
Hightower	63	428	6.8	23	0
Breaston	55	712	12.9	45	3
Urban	18	186	10.3	40	0
Doucet	17	214	12.6	29	1
Patrick	12	146	12.2	28	2
Wells	12	143	11.9	25	0
S-Howling	10	83	8.3	15	1
Wright	9	53	5.9	10	0
Becht	7	61	8.7	16	1
Spach	4	38	9.5	22	0
Kreider	4	20	5.0	8	0
<b>Team</b>	<b>392</b>	<b>4200</b>	<b>10.7</b>	<b>45</b>	<b>27</b>
<b>Opponents</b>	<b>346</b>	<b>3998</b>	<b>11.6</b>	<b>72</b>	<b>22</b>

## INTERCEPTIONS

	No.	Yds	Avg	Long	TD
R-Cromartie	6	77	12.8	49t	1
Wilson	5	56	11.2	41	0
Rolle	4	71	17.8	29	0
Brown	1	85	85.0	80	0
Ware	1	18	18.0	18	0
Adams	1	17	17.0	17	0
Dansby	1	11	11.0	11	0
Dockett	1	3	3.0	3	0
Toler	1	0	0.0	0	0
<b>Team</b>	<b>21</b>	<b>338</b>	<b>16.1</b>	<b>80</b>	<b>1</b>
<b>Opponents</b>	<b>18</b>	<b>312</b>	<b>17.3</b>	<b>101t</b>	<b>3</b>

## PUNT RETURNS

	Ret	FC	Yds	Avg	Long	TD
Breaston	38	11	253	6.7	64	0
Rolle	6	2	55	9.2	27	0
Toler	1	0	0.0	0.0	0	0
<b>Team</b>	<b>45</b>	<b>13</b>	<b>308</b>	<b>6.8</b>	<b>64</b>	<b>0</b>
<b>Opponents</b>	<b>47</b>	<b>14</b>	<b>493</b>	<b>10.5</b>	<b>62</b>	<b>0</b>

## KICKOFF RETURNS

	No.	Yds	Avg	Long	TD
S-Howling	52	1257	24.2	99t	1
Wright	2	27	13.5	18	0
<b>Team</b>	<b>54</b>	<b>1284</b>	<b>23.8</b>	<b>99t</b>	<b>1</b>
<b>Opponents</b>	<b>61</b>	<b>1248</b>	<b>20.5</b>	<b>63</b>	<b>0</b>

## PUNTING

	No.	Yds	Avg	Net	TB	In	Lg	B
Graham	86	4045	47.0	40.6	3	42	64	0
<b>Team</b>	<b>86</b>	<b>4045</b>	<b>47.0</b>	<b>40.6</b>	<b>3</b>	<b>42</b>	<b>64</b>	<b>0</b>
<b>Opponents</b>	<b>84</b>	<b>3774</b>	<b>44.9</b>	<b>39.4</b>	<b>8</b>	<b>30</b>	<b>64</b>	<b>0</b>

## FIELD GOALS

	1-19	20-29	30-39	40-49	50+
Rackers	0/0	4/4	6/6	6/7	0/0
Nugent	1/1	0/0	0/0	1/1	0/0
<b>Team</b>	<b>1/1</b>	<b>4/4</b>	<b>6/6</b>	<b>7/8</b>	<b>0/0</b>
<b>Opponents</b>	<b>0/0</b>	<b>8/8</b>	<b>8/10</b>	<b>1/3</b>	<b>2/4</b>

## USUAL STARTING LINEUP

Offense	Defense
WR ... Larry Fitzgerald	DE ... Calais Campbell
LT ... Mike Gandy	NT ... Bryan Robinson
LG ... Reggie Wells	DT ... Darnell Dockett
CB ... Lyle Sendien	ROLB ... Chike Okeafor
RG ... Deuce Lutui	ILB ... Karlos Dansby
RT ... Levi Brown	LB ... Gerald Hayes
TE ... Anthony Becht	LLOLB ... Clark Haggans
QB ... Anquan Boldin	RCB ... Bryant McFadden
WR ... Kurt Warner	LCB ... D. Rodgers-Cromartie
RB ... Dan Kreider	SS ... Adrian Wilson
FB ... Tim Hightower	FS ... Antrel Rolle

## NOTES

The Cardinals earned their first back-to-back division titles since 1974-75 with a 10-6 regular season record, their best record since the NFL went to a 16-game schedule in 1978 ... hosted a playoff game for the second straight season and beat the Green Bay Packers 51-45 an overtime thriller that was the highest scoring game in NFL postseason history ... improved the Cardinals record to 4-0 all-time in home postseason games and gave the team postseason wins in back-to-back seasons for first time ever ... avoided the Super Bowl curse by becoming just the third team since 1999 to return to the postseason after finishing as Super Bowl runner-up ... third-year head coach Ken Whisenunt led the Cardinals to their second straight division title ... first time since 1976 that the Cardinals have posted 10+ wins in a regular season ... the Cardinals were 6-2 on the road, the most road wins in a single season since 1963 (6) ... for the first time since 1975, the Cardinals went without back-to-back losses in a single season; they were the only NFL team in 2009 to accomplish the feat ... Kurt Warner became first quarterback in team history to throw for 3,000+ yards and 20+ touchdowns in three consecutive seasons ... Larry Fitzgerald earned his third consecutive Pro Bowl selection and fourth overall after leading the NFL for a second consecutive season with a career-high 13 touchdown receptions ... Anquan Boldin reached 586 receptions for his career and passed Larry Centers (535) to become the franchise's all-time leader in receptions ... Adrian Wilson had two sacks and five interceptions to become the 10th player in NFL history with 20 sacks and 20 interceptions in their career while also earning third Pro Bowl selection and All-Pro first team honors ... Ben Graham tied NFL record with 42 punts inside the 20-yard line ... Dominique Rodgers-Cromartie, Antrel Rolle and Darnell Dockett selected to Pro Bowl along with Wilson and Fitzgerald ... for the fourth season in a row, the team sold out every home game including the Wild Card Playoff contest.

## FINAL NFC WEST STANDINGS

Team	W	L	T	Pct.	Pts.	OP
Arizona	10	6	0	.625	375	325
San Francisco	8	8	0	.500	330	281
Seattle	5	11	0	.313	280	390
St. Louis	1	15	0	.063	175	436



## 2010 (5-11)

### HEAD COACH KEN WHISENHUNT

Sept. 12	at St. Louis	W	17-13	52,440
Sept. 19	at Atlanta	L	7-41	66,824
Sept. 26	Oakland	W	24-23	62,439
Oct. 3	at San Diego	L	10-41	63,189
Oct. 10	New Orleans	W	30-20	62,621
Oct. 24	at Seattle	L	10-22	67,038
Oct. 31	Tampa Bay	L	35-38	61,857
Nov. 7	at Minnesota (OT)	L	24-27	64,120
Nov. 14	Seattle	L	18-36	61,904
Nov. 21	at Kansas City	L	13-31	66,247
Nov. 29	San Francisco	L	6-27	63,208
Dec. 5	St. Louis	L	6-19	61,874
Dec. 12	Denver	W	43-13	62,223
Dec. 19	at Carolina	L	12-19	71,849
Dec. 25	Dallas	W	27-26	63,971
Jan. 2	at San Francisco	L	7-38	69,732

Home 4-4 (500,097). Away 1-7 (521,439)  
289-434

### TEAM STATISTICS

	Cards	Opp.
<b>Total First Downs</b>	<b>241</b>	<b>339</b>
Rushing	67	123
Passing	154	178
Penalty	20	38
3rd Down: Made/Att	58/209	87/233
3rd Down Pct.	27.8%	37.3%
4th Down: Made/Att	7/18	9/17
4th Down Pct.	38.9%	52.9%
<b>Possession Avg.</b>	<b>26:14</b>	<b>33:46</b>
<b>Total Net Yards</b>	<b>4309</b>	<b>5977</b>
Avg. Per Game	269.3	373.6
Total Plays	931	1092
Avg. Per Play	4.6	5.5
<b>Net Yards Rushing</b>	<b>1388</b>	<b>2323</b>
Avg. Per Game	86.8	145.2
Total Rushes	320	526
<b>Net Yards Passing</b>	<b>2921</b>	<b>3654</b>
Avg. Per Game	182.6	228.4
Sacked/Yards Lost	50/343	33/227
Gross Yards	3264	3881
Att./Completions	561/295	533/324
Completion Pct.	50.8%	60.8%
Had Intercepted	19	17
<b>Punts/Average</b>	<b>94/43.4</b>	<b>64/47.9</b>
<b>Net Punting Avg.</b>	<b>36.6</b>	<b>41.4</b>
<b>Penalties/Yards</b>	<b>108/870</b>	<b>108/894</b>
<b>Fumbles/Balls Lost</b>	<b>33/16</b>	<b>22/13</b>
<b>Touchdowns</b>	<b>31</b>	<b>45</b>
Rushing	9	19
Passing	10	22
Returns	12	4

### SCORE BY PERIODS

	Q1	Q2	Q3	Q4	OT	Pts
Team	53	98	44	94	0	289
Opponents	87	149	102	93	3	434

### SCORING

	TD	Ru	Pa	Rt	PAT	FG	2Pt	Pts
Feely	1	1	0	0	29/29	24/27	0	107
Fitzgerald	6	0	6	0	0/0	0/0	1	38
Hightower	5	5	0	0	0/0	0/0	0	30
S-Howling	3	1	0	2	0/0	0/0	0	18
Wells	2	2	0	0	0/0	0/0	0	12
Roberts	2	0	2	0	0/0	0/0	0	12
R-Cromartie	2	0	2	0	0/0	0/0	0	12
Rhodes	2	0	2	0	0/0	0/0	0	12
Breaston	2	0	1	0	0/0	0/0	0	12
Adams	1	0	1	0	0/0	0/0	0	6
L.Brown	1	0	0	1	0/0	0/0	0	6
Dockett	1	0	0	1	0/0	0/0	0	6
Hayes	1	0	0	1	0/0	0/0	0	6
Doucet	1	0	0	1	0/0	0/0	0	6
Toler	1	0	0	1	0/0	0/0	0	6
<b>Team</b>	<b>31</b>	<b>9</b>	<b>10</b>	<b>12</b>	<b>29/29</b>	<b>24/27</b>	<b>2</b>	<b>289</b>
<b>Opponents</b>	<b>45</b>	<b>19</b>	<b>22</b>	<b>4</b>	<b>44/45</b>	<b>40/51</b>	<b>0</b>	<b>434</b>

Two-Pt. Conversions: Team 1/2, Opponents: 0/0

### PASSING

	Att	Cmp	Yds	Cmp%	Yds/Att	TD	TD%
Anderson	327	169	2065	51.7%	6.3	7	2.1%
Skelton	126	60	662	47.6%	5.3	2	1.6%
Hall	78	39	370	50.0%	4.7	1	1.3%
Bartel	28	16	150	57.1%	5.4	0	0.0%
Breaston	2	1	17	50.0%	8.5	0	0.0%
<b>Team</b>	<b>561</b>	<b>285</b>	<b>3264</b>	<b>50.8%</b>	<b>5.8</b>	<b>10</b>	<b>1.8%</b>
<b>Opponents</b>	<b>533</b>	<b>324</b>	<b>3881</b>	<b>60.8%</b>	<b>7.3</b>	<b>22</b>	<b>4.1%</b>

### SACKS

C.Campbell 6.0, J.Porter 5.0, C.Haggans 5.0, D.Dockett 5.0, O.Schofield 2.0, P.Lenon 2.0, A.Branch 2.0, A.Wilson 2.0, W.Davis 1.0, G.Toler 1.0, D.Washington 1.0, K.Rhodes 1.0  
**Team: 33.0, Opponents: 50.0**

### RUSHING

	No.	Yds	Avg	Long	TD
Hightower	153	736	4.8	80t	5
Wells	116	397	3.4	24	2
S-Howling	23	113	4.9	30t	1
Skelton	10	49	4.9	16	0
Breaston	3	35	11.7	17	0
Wright	6	28	4.7	10	0
Anderson	5	25	5.0	11	0
Doucet	2	5	2.5	3	0
Feely	1	5	5.0	5t	1
Hall	1	-5	-5.0	-5	0
<b>Team</b>	<b>320</b>	<b>1388</b>	<b>4.3</b>	<b>80t</b>	<b>9</b>
<b>Opponents</b>	<b>526</b>	<b>2323</b>	<b>4.4</b>	<b>48</b>	<b>19</b>

### RECEIVING

	No.	Yds	Avg	Long	TD
Fitzgerald	90	1137	12.6	41	6
Breaston	47	718	15.3	37	1
Doucet	26	291	11.2	36	1
Roberts	24	307	12.8	74t	2
Hightower	21	136	6.5	20	0
S-Howling	16	111	6.9	13	0
Patrick	15	123	8.2	21	0
Komar	12	117	9.8	20	0
S.Williams	9	101	11.2	17	0
Wright	8	42	5.3	9	0
Spach	7	40	5.7	14	0
Wells	5	74	14.8	43	0
Dray	3	47	15.7	24	0
Maul'a	2	20	10.0	10	0
Johnson	0	0	0	0	0
<b>Team</b>	<b>285</b>	<b>3264</b>	<b>11.5</b>	<b>74t</b>	<b>10</b>
<b>Opponents</b>	<b>324</b>	<b>3881</b>	<b>12.0</b>	<b>70</b>	<b>22</b>

### INTERCEPTIONS

	No.	Yds	Avg	Long	TD
Rhodes	4	174	43.5	66	0
R-Cromartie	3	86	28.7	32t	2
Toler	2	66	33.0	66t	1
Adams	2	36	18.0	36	0
Lenon	2	12	6.0	10	0
Wilson	2	4	2.0	4	0
Washington	1	39	39.0	39	0
Johnson	1	7	7.0	7	0
<b>Team</b>	<b>17</b>	<b>424</b>	<b>24.9</b>	<b>66t</b>	<b>3</b>
<b>Opponents</b>	<b>19</b>	<b>389</b>	<b>20.5</b>	<b>62t</b>	<b>4</b>

### PUNT RETURNS

	Ret	FC	Yds	Avg	Long	TD
Roberts	35	8	263	7.5	25	0
Komar	5	0	31	6.2	9	0
Ware	1	0	0	0.0	0	0
R-Cromartie	1	0	0	0.0	0	0
<b>Team</b>	<b>42</b>	<b>8</b>	<b>294</b>	<b>7.0</b>	<b>25</b>	<b>0</b>
<b>Opponents</b>	<b>35</b>	<b>20</b>	<b>458</b>	<b>13.1</b>	<b>48</b>	<b>0</b>

### KICKOFF RETURNS

	No.	Yds	Avg	Long	TD
S-Howling	57	1548	27.2	102t	2
Roberts	14	326	23.3	47	0
Breaston	7	162	23.1	27	0
Spach	2	26	13.0	15	0
Wright	2	8	4.0	8	0
S.Williams	1	14	14.0	14	0
Obiozor	1	0	0.0	0	0
<b>Team</b>	<b>84</b>	<b>2084</b>	<b>24.8</b>	<b>102t</b>	<b>2</b>
<b>Opponents</b>	<b>51</b>	<b>1234</b>	<b>24.2</b>	<b>51</b>	<b>0</b>

### PUNTING

	No	Yds	Avg	Net	TB	In	Lg	B
Graham	94	4080	43.4	36.6	9	29	65	0
<b>Team</b>	<b>94</b>	<b>4080</b>	<b>43.4</b>	<b>36.6</b>	<b>9</b>	<b>29</b>	<b>65</b>	<b>0</b>
<b>Opponents</b>	<b>64</b>	<b>3064</b>	<b>47.9</b>	<b>41.4</b>	<b>6</b>	<b>21</b>	<b>67</b>	<b>0</b>

### FIELD GOALS

	1-19	20-29	30-39	40-49	50+
Feely	0/0	8/8	6/6	8/10	2/3
<b>Team</b>	<b>0/0</b>	<b>8/8</b>	<b>6/6</b>	<b>8/10</b>	<b>2/3</b>
<b>Opponents</b>	<b>2/2</b>	<b>17/19</b>	<b>10/14</b>	<b>7/10</b>	<b>4/6</b>

### USUAL STARTING LINEUP

Offense	Defense
WR ... Larry Fitzgerald	DE ... Calais Campbell
LT ... Levi Brown	NT ... Bryan Robinson
LG ... Alan Faneia	DT ... Darnell Dockett
C ... Lyle Scheff	ROLB ... Joey Porter
RG ... Deuce Lutui	ILB ... Paris Lenon
RT ... Brandon Keith	LLB ... Daryl Washington
Jeremy Bridges	LOLB ... Clark Haggans
TE ... Stephen Spach	RCB ... Greg Toler
WR ... Steve Breaston	LCB ... D. Rodgers-Cromartie
QB ... Derek Anderson	SS ... Adrian Wilson
FB ... Reagan Mau'a	FS ... Kerry Rhodes
RB ... Tim Hightower	

### NOTES

The Cardinals totaled 12 return TD's to lead the NFL, which also marked the second highest single season total in league history (Seattle, 13, 1998) ... their seven fumble recovery TDs established an NFL record ... fourth-year head coach **Ken Whisenhunt** became first head coach in franchise history to have a 500 or better record at home in first four seasons ... reached 36 victories as head coach, the third-highest total in franchise history behind Jim Hanifan (39) and Don Coryell (42) ... **Larry Fitzgerald** reached 613 career catches and passed Anquan Boldin (586) to become the franchise's all-time leader in receptions ... earned fifth career Pro Bowl selection (fourth in a row) and became first player in NFL history to have 90+ interceptions five times in first seven seasons and just one of five players to do it in four consecutive seasons ... became youngest player to reach 600 career interceptions and first player in franchise history with four consecutive 1,000 yard receiving seasons ... **Jay Feely** scored 25 points against Denver, the second highest point total in NFL history by a kicker (Rob Bironas, 26) and scored a TD on a five-yard run on a fake field goal ... **Darnell Dockett** selected to third career Pro Bowl after collecting five sacks and three fumble recoveries ... **Adrian Wilson** had a career high 118 tackles in 10th season and earned fourth Pro Bowl selection ... **LaRod Stephens-Howling** led the NFL with 1,548 kickoff return yards despite missing three games due to injury and his 27.2 yard avg. was fourth best in league ... **Russ Grimm**, the Cardinals assistant head coach, was inducted in the Pro Football Hall of Fame prior to the season ... **Max Hall** and **John Skelton** start at QB for the Cardinals, the first time in the NFL since 1994 that a team had two different rookie QBs start a game in a single season ... for the fifth season in a row, the team sold out every home game, marking 53 consecutive sellouts since the team began play at University of Phoenix Stadium in 2006.

### FINAL NFC WEST STANDINGS

Team	W	L	T	Pct.	Pts.	OP
Seattle	7	9	0	.438	310	407
St. Louis	7	9	0	.438	289	328
San Francisco	6	10	0	.375	305	346
Arizona	5	11	0	.313	289	434



## 2011 (8-8)

### HEAD COACH KEN WHISENHUNT

Sept. 11	Carolina	W 28-21	60,627
Sept. 18	at Washington	L 21-22	76,330
Sept. 25	at Seattle	L 10-13	66,199
Oct. 2	NY Giants	L 27-31	60,496
Oct. 9	at Minnesota	L 10-34	62,479
Oct. 23	Pittsburgh	L 20-32	62,475
Oct. 30	at Baltimore	L 27-30	71,022
Nov. 6	St. Louis	W 19-13 (OT)	60,628
Nov. 13	at Philadelphia	W 21-17	69,144
Nov. 20	at San Francisco	L 7-23	69,732
Nov. 27	at St. Louis	W 23-20	56,029
Dec. 4	Dallas	W 19-13 (OT)	62,180
Dec. 11	San Francisco	W 21-19	60,808
Dec. 18	Cleveland	W 20-17 (OT)	60,443
Dec. 24	at Cincinnati	L 16-23	41,273
Jan. 1	Seattle	W 23-20 (OT)	61,798

312-348

Home 6-2 (489,455), Away 2-6 (512,208)

### TEAM STATISTICS

	Cards	Opp.
<b>Total First Downs</b> .....	<b>286</b>	<b>333</b>
Rushing	83	118
Passing	175	174
Penalty	28	41
3rd Down: Made/Att	66/205	71/226
3rd Down Pct.	32.2%	31.4%
4th Down: Made/Att	9/15	4/8
4th Down Pct.	60.0%	50.0%
<b>Possession Avg.</b> .....	<b>28:11</b>	<b>31:49</b>
<b>Total Net Yards</b> .....	<b>5192</b>	<b>5682</b>
Avg. Per Game	324.5	355.1
Total Plays	993	1095
Avg. Per Play	5.2	5.2
<b>Net Yards Rushing</b> .....	<b>1625</b>	<b>1986</b>
Avg. Per Game	101.6	124.1
Total Rushes	389	475
<b>Net Yards Passing</b> .....	<b>3567</b>	<b>3696</b>
Avg. Per Game	222.9	231.0
Sacked/Yards Lost	54/387	42/304
Gross Yards	3954	4000
Att./Completions	550/307	578/340
Completion Pct.	55.8%	58.8%
Had Intercepted	23	10
<b>Punts/Average</b> .....	<b>92/45.0</b>	<b>92/44.4</b>
<b>Net Punting Avg.</b> .....	<b>37.3</b>	<b>36.2</b>
<b>Penalties/Yards</b> .....	<b>106/1004</b>	<b>122/950</b>
<b>Fumbles/Ball Lost</b> .....	<b>24/9</b>	<b>15/9</b>
<b>Touchdowns</b> .....	<b>37</b>	<b>34</b>
Rushing	12	15
Passing	21	17
Returns	4	2

### SCORE BY PERIODS

	Q1	Q2	Q3	Q4	OT	Pts
Team	36	68	79	111	18	312
Opponents	81	107	85	75	8	348

### SCORING

	TD	Ru	Pa	Rt	PAT	FG	2Pt	Pts
Feely	0	0	0	0	33/33	19/24	0	90
Wells	10	10	0	0	0/0	0/0	0	60
Fitzgerald	8	0	8	0	0/0	0/0	0	48
Doucet	5	0	5	0	0/0	0/0	0	30
Peterson	4	0	0	0	0/0	0/0	0	24
King	3	0	3	0	0/0	0/0	0	18
S-Howling	2	0	2	0	0/0	0/0	0	12
Roberts	2	0	2	0	0/0	0/0	0	12
Smith	1	1	0	0	0/0	0/0	0	6
Heap	1	0	1	0	0/0	0/0	0	6
Taylor	1	1	0	0	0/0	0/0	0	6
<b>Team</b>	<b>37</b>	<b>12</b>	<b>4</b>	<b>33/33</b>	<b>19/24</b>	<b>0</b>	<b>0</b>	<b>312</b>
<b>Opponents</b>	<b>34</b>	<b>15</b>	<b>17</b>	<b>33/33</b>	<b>35/48</b>	<b>0</b>	<b>348</b>	

2-Pt. Conversions: Team 0/2, Opponents: 0/1

### PASSING

	Att	Cmp	Yds	Cmp%	Yds/Att	TD	TD%	Int	Int%	Long	Sack/Lost	Rating
K.Kolb	253	146	1955	57.7%	7.7	9	3.6%	8	3.2%	73t	30/219	81.0
J.Skelton	275	151	1913	54.9%	7.0	11	4.0%	14	5.1%	60t	23/162	68.9
R.Bartel	22	10	86	45.5%	3.9	1	4.5%	1	4.5%	23t	1/6	52.5
<b>Team</b>	<b>550</b>	<b>307</b>	<b>3954</b>	<b>55.8%</b>	<b>7.2</b>	<b>21</b>	<b>3.8%</b>	<b>23</b>	<b>4.2%</b>	<b>73t</b>	<b>54/387</b>	<b>73.9</b>
<b>Opponents</b>	<b>578</b>	<b>340</b>	<b>4000</b>	<b>58.8%</b>	<b>6.9</b>	<b>17</b>	<b>2.9%</b>	<b>10</b>	<b>1.7%</b>	<b>95t</b>	<b>42/304</b>	<b>82.5</b>

### SACKS

Campbell 8.0, Acho 7.0, Washington 5.0, Schofield 4.5, Dockett 3.5, Haggans 3.0, Lenon 3.0, Rhodes 2.0, Marshall 2.0, Carter 1.0, Porter 1.0, Eason 1.0, Peterson 1.0 **Team: 42.0, Opponents: 54.0**

### RUSHING

	No.	Yds	Avg	Long	TD
Wells	245	1047	4.3	71	10
S-Howling	43	167	3.9	39	0
Skelton	28	128	4.6	14	0
Smith	30	102	3.4	12	1
Taylor	20	77	3.9	34	1
Kolb	17	65	3.8	17	0
Roberts	3	27	9.0	12	0
Bartel	1	9	9.0	9	0
Sherman	1	3	3.0	3	0
Peterson	1	0	0.0	0	0
<b>Team</b>	<b>389</b>	<b>1625</b>	<b>4.2</b>	<b>71</b>	<b>12</b>
<b>Opponents</b>	<b>475</b>	<b>1986</b>	<b>4.2</b>	<b>48t</b>	<b>15</b>

### RECEIVING

	No.	Yds	Avg	Long	TD
Fitzgerald	80	1411	17.6	73t	8
Doucet	54	689	12.8	70t	5
Roberts	51	586	11.5	45	2
King	27	271	10.0	48t	3
Heap	24	283	11.8	28	1
Taylor	14	91	6.5	17	0
S-Howling	13	234	18.0	73t	2
Houser	12	133	11.1	21	0
Wells	10	52	5.2	10	0
Sherman	8	72	9.0	19	0
Stuckey	4	39	9.8	12	0
Sampson	3	36	12.0	15	0
Smith	3	21	7.0	13	0
Dray	2	25	12.5	20	0
Mau'i	1	12	12.0	12	0
Peterson	1	-1	-1.0	-1	0
<b>Team</b>	<b>307</b>	<b>3954</b>	<b>12.9</b>	<b>73t</b>	<b>21</b>
<b>Opponents</b>	<b>340</b>	<b>4000</b>	<b>11.8</b>	<b>95t</b>	<b>17</b>

### INTERCEPTIONS

	No.	Yds	Avg	Long	TD
Marshall	3	83	27.7	49	0
Washington	2	16	8.0	16	0
Peterson	2	1	0.5	1	0
Wilson	1	17	17.0	17	0
Campbell	1	0	0.0	0	0
Jefferson	1	0	0.0	0	0
<b>Team</b>	<b>10</b>	<b>117</b>	<b>11.7</b>	<b>49</b>	<b>0</b>
<b>Opponents</b>	<b>23</b>	<b>296</b>	<b>12.9</b>	<b>52</b>	<b>1</b>

### PUNT RETURNS

	Ret	FC	Yds	Avg	Long	TD
Peterson	44	22	699	15.9	99t	4
Roberts	2	0	-3	-1.5	-1	0
<b>Team</b>	<b>46</b>	<b>22</b>	<b>696</b>	<b>15.1</b>	<b>99t</b>	<b>4</b>
<b>Opponents</b>	<b>50</b>	<b>20</b>	<b>610</b>	<b>12.2</b>	<b>88t</b>	<b>1</b>

### KICKOFF RETURNS

	No.	Yds	Avg	Long	TD
S-Howling	36	857	23.8	37	0
Jefferson	14	356	25.4	51	0
Roberts	2	33	16.5	21	0
<b>Team</b>	<b>52</b>	<b>1246</b>	<b>24.0</b>	<b>51</b>	<b>0</b>
<b>Opponents</b>	<b>52</b>	<b>1300</b>	<b>25.0</b>	<b>69</b>	<b>0</b>

### PUNTING

	No	Yds	Avg	Net	TB	In	Lg	B
Zastudil	87	3929	45.2	37.5	5	24	66	0
Graham	5	212	42.4	33.4	0	2	55	0
<b>Team</b>	<b>92</b>	<b>4141</b>	<b>45.0</b>	<b>37.3</b>	<b>5</b>	<b>26</b>	<b>66</b>	<b>0</b>
<b>Opponents</b>	<b>92</b>	<b>4087</b>	<b>44.4</b>	<b>36.2</b>	<b>3</b>	<b>39</b>	<b>66</b>	<b>0</b>

### FIELD GOALS

	1-19	20-29	30-39	40-49	50+
Feely	0/0	9/9	4/6	5/7	1/2
<b>Team</b>	<b>0/0</b>	<b>9/9</b>	<b>4/6</b>	<b>5/7</b>	<b>1/2</b>
<b>Opponents</b>	<b>0/0</b>	<b>12/13</b>	<b>9/12</b>	<b>11/17</b>	<b>3/6</b>

### USUAL STARTING LINEUP

Offense		Defense	
WR	... Larry Fitzgerald	DE	... Calais Campbell
LT	... Levi Brown	NT	... Dan Williams
LG	... Daryn Colledge	DT	... Darnell Dockett
C	... Lyle Sendej	ROLB	... Sam Acho
RG	... Rex Hadnot	ILB	... Paris Lenon
RT	... Brandon Keith	ILB	... Daryl Washington
TE	... Jeff King	LOLB	... Clark Haggans
WR	... Andre Roberts	RCB	... Patrick Peterson
QB	... Kevin Kolb/John Skelton	LCB	... Richard Marshall/A.J. Jefferson
FB	... Anthony Sherman	SS	... Adrian Wilson
RB	... Beanie Wells	FS	... Rashad Johnson

### NOTES

After a 1-6 start, the Cardinals finished the season winning seven of their final nine games to finish at 8-8 ... they set an NFL record with four overtime victories and had six fourth-quarter comeback victories, one shy of the NFL single-season record (Indianapolis, 7, 2009) ... they led the NFL with five blocked FGs in 2011, the third straight season the Cardinals have led the league in that category ... fifth-year head coach **Ken Whisenhunt** reached 44 career wins, becoming the franchise's all-time leader in week 15 with a 20-17 OT victory over Cleveland ... rookie **Patrick Peterson** tied an NFL single-season record with four punt return TDs and established an NFL rookie record with 699 punt return yards ... he became the first player in NFL history with four punt return TDs of 80+ yards in a season, was selected to the Pro Bowl as a kick returner and was the lone rookie to be named to the Associated Press All-Pro first team ... **Larry Fitzgerald** became the franchise's all-time leader with 9,615 receiving yards, 73 receiving TDs and 32 100-yard receiving games ... he earned his sixth career Pro Bowl selection (fifth in a row) and became just the fourth player in NFL history to record at least 1,400 yards receiving four times in their career ... **Beanie Wells** became the first player in franchise history to rush for more than 1,000 yards and 10 TDs in a single season ... established a franchise single-game record with 228 rushing yards in week 12 at St. Louis ... **Adrian Wilson** earned his fifth career Pro Bowl selection (fourth in a row) after starting all 16 games and recording a career-high 16 passes defended ... **Calais Campbell** had a team-high eight sacks and tied for the NFL lead with three blocked FGs ... **Daryl Washington** led the team with a career-high 111 tackles and was one of five players in the NFL with at least five sacks and two INTs in 2011 ... **John Skelton** had a 5-2 record as a starter (6-2 when appearing in a game) while filling in for injured starter **Kevin Kolb** ... for the sixth consecutive season, the team sold out every home game, bringing the streak to 63 consecutive sellouts dating back to 2006.

### FINAL NFC WEST STANDINGS

Team	W	L	T	Pct.	Pts.	OP
San Francisco	13	3	0	.813	380	229
Arizona	8	8	0	.500	312	348
Seattle	7	9	0	.438	321	315
St. Louis	2	14	0	.125	193	407

## 2012 (5-11)

### HEAD COACH KEN WHISENHUNT

Sept. 9	Seattle	W	20-16	60,032
Sept. 16	at New England	W	20-18	68,756
Sept. 23	Philadelphia	W	27-6	60,436
Sept. 30	Miami	W	24-21 (OT)	60,183
Oct. 4	at St. Louis	L	3-17	54,653
Oct. 14	Buffalo	L	16-19 (OT)	60,385
Oct. 21	at Minnesota	L	14-21	61,068
Oct. 29	San Francisco	L	3-24	62,810
Nov. 4	at Green Bay	L	17-31	70,504
Nov. 18	at Atlanta	L	19-23	69,630
Nov. 25	St. Louis	L	17-31	60,062
Dec. 2	at NY Jets	L	6-7	79,088
Dec. 9	at Seattle	L	0-58	67,685
Dec. 16	Detroit	W	38-10	60,483
Dec. 23	Chicago	L	13-28	62,734
Dec. 30	at San Francisco	L	13-27	69,732

Home 4-4 (487,125), Away 1-7 (541,116)

### TEAM STATISTICS

	Cards	Opp.
Total First Downs	246	288
Rushing	58	107
Passing	168	160
Penalty	20	21
3rd Down: Made/Att	58/230	73/222
3rd Down Pct.	25.2%	32.9%
4th Down: Made/Att	10/24	4/9
4th Down Pct.	41.7%	44.4%
Possession Avg.	29:01	30:59
Total Net Yards	4209	5405
Avg. Per Game	263.1	337.8
Total Plays	1018	1041
Avg. Per Play	4.1	5.2
Net Yards Rushing	1204	2192
Avg. Per Game	75.3	137.0
Total Rushes	352	506
Net Yards Passing	3005	3213
Avg. Per Game	187.8	200.8
Sacked/Yards Lost	58/378	38/228
Gross Yards	3383	3441
Attempts/Completions	608/337	497/270
Completion Pct.	55.4%	54.3%
Had Intercepted	21	22
Punts/Average	112/46.5	93/44.8
Net Punting Avg.	41.4	38.8
Penalties/Yards	102/857	100/810
Fumbles/Balls Lost	25/13	17/11
Touchdowns	25	40
Rushing	10	12
Passing	11	20
Returns	4	8

### SCORE BY PERIODS

	Q1	Q2	Q3	Q4	OT	Pts
Team	51	85	36	75	3	250
Opponents	60	136	97	61	3	357

### SCORING

	TD	Ru	Pa	Rt	PAT	F6	2Pt	Pts
Feely	0	0	0	0	25/25	25/28	0	100
Wells	5	5	0	0	0/0	0/0	0	30
Roberts	5	5	0	0	0/0	0/0	0	30
Fitzgerald	4	4	0	0	0/0	0/0	0	24
Howling	4	4	0	0	0/0	0/0	0	24
Floyd	2	0	2	0	0/0	0/0	0	12
Sanders	1	0	0	1	0/0	0/0	0	6
Kolb	1	1	0	0	0/0	0/0	0	6
Toler	1	0	0	1	0/0	0/0	0	6
Bethel	1	0	0	1	0/0	0/0	0	6
Johnson	1	0	0	1	0/0	0/0	0	6
Team	25	10	4	25	25/28	0	250	
Opponents	40	12	20	8	38/38	25/35	1	357

### PASSING

	Att	Cmp	Yds	Cmp%	Yds/Att	TD	TD%	Int	Int%	Long	Sack/Lost	Rating
K.Kolb	183	109	1169	59.6%	6.4	8	4.4%	3	1.6%	46t	27/159	86.1
J.Skelton	201	109	1132	54.2%	5.6	2	1.0%	9	4.5%	40	15/98	55.4
R.Lindley	171	89	752	52.0%	4.4	0	0.0%	7	4.1%	28	12/91	46.7
B.Hoyer	53	30	330	56.6%	6.2	1	1.9%	2	3.8%	53	4/30	65.8
Team	608	337	3383	55.4%	5.6	11	1.8%	21	3.5%	53	58/378	63.1
Opponents	497	270	3441	54.3%	6.9	20	4.0%	22	4.4%	80t	38/228	71.2

### HISTORY

### SACKS

D.Washington 9.0, C.Campbell 6.5, O.Schofield 4.0, Q.Groves 4.0, S.Acho 4.0, A.Wilson 3.0, P.Lenon 2.0, D.Dockett 1.5, W.Gay 1.0, N.Eason 1.0, K.Rhodes 1.0, R.Talley 1.0 Team: 38.0, Opponents: 58.0

### RUSHING

	No.	Yds	Avg	Long	TD
Howling	110	356	3.2	52	4
Wells	88	234	2.7	31t	5
Powell	60	217	3.6	17	0
Williams	58	164	2.8	25	0
Kolb	16	100	6.3	22	1
Johnson	2	64	32.0	40	0
Roberts	4	29	7.3	15	0
Peterson	2	13	6.5	17	0
Doucet	2	9	4.5	6	0
Lindley	4	7	1.8	8	0
Hoyer	1	6	6.0	6	0
Skelton	4	5	1.3	2	0
Feely	1	0	0.0	0	0
Team	352	1204	3.4	52	10
Opponents	506	2192	4.3	46	12

### RECEIVING

	No.	Yds	Avg	Long	TD
Fitzgerald	71	798	11.2	37t	4
Roberts	64	759	11.9	46t	5
Floyd	45	562	12.5	53	2
Housler	45	417	9.3	33	0
Doucet	28	207	7.4	18	0
Powell	19	132	6.9	25	0
King	17	129	7.6	27	0
Howling	17	106	6.2	24	0
Heap	8	94	11.8	28	0
Williams	7	44	6.3	12	0
Sherman	5	39	7.8	19	0
Peterson	3	11	3.7	7	0
Smith	2	21	10.5	13	0
Dray	2	15	7.5	12	0
Wells	1	24	24.0	24	0
Kelemeter	1	10	10.0	10	0
Byrd	1	8	8.0	8	0
Mau'a	1	7	7.0	7	0
Team	337	3383	10.0	53	11
Opponents	270	3441	12.7	80t	20

### INTERCEPTIONS

	No.	Yds	Avg	Long	TD
Peterson	7	64	9.1	31	0
Rhodes	4	39	9.8	30	0
Toler	2	102	51.0	102t	1
Johnson	2	87	43.5	53t	1
Gay	2	7	3.5	6	0
Acho	2	2	1.0	2	0
Washington	1	7	7.0	7	0
Lenon	1	0	0.0	0	0
Wilson	1	-2	-2.0	-2	0
Team	22	306	13.9	102t	2
Opponents	21	379	18.0	45	5

### PUNT RETURNS

	Ret	FC	Yds	Avg	Long	TD
Peterson	51	14	426	8.4	26	0
Roberts	3	0	15	5.0	10	0
Team	54	14	441	8.2	26	0
Opponents	48	36	415	8.6	52	0

### KICKOFF RETURNS

	No.	Yds	Avg	Long	TD
Powell	21	507	24.1	65	0
Howling	18	405	22.5	38	0
Doucet	1	18	18.0	18	0
Team	40	930	23.3	65	0
Opponents	32	846	26.4	83	0

### PUNTING

	No	Yds	Avg	Net	TB	In	Lg	B
Zastudil	112	5209	46.5	41.4	8	46	70	0
Team	112	5209	46.5	41.4	8	46	70	0
Opponents	92	4166	44.8	39.2	4	30	68	1

### FIELD GOALS

	1-19	20-29	30-39	40-49	50+
J.Feely	0/0	6/6	9/10	8/10	2/2
Team	0/0	6/6	9/10	8/10	2/2
Opponents	1/1	6/7	7/8	7/12	4/4

### USUAL STARTING LINEUP

Offense	Defense
WR ... Larry Fitzgerald	DE ... Calais Campbell
LT ... Nate Potter	NT ... Dan Williams
LG ... Daryn Colledge	OT ... Darnell Dockett
LC ... Lyle Sendlein	ROLB ... Sam Acho
RG ... Adam Snyder	ILB ... Paris Lenon
RT ... Bobby Massie	LB ... Daryl Washington
TE ... Jeff King	LOLB ... O'Brien Schofield
WR ... Andre Roberts	RCB ... Patrick Peterson
QB ... Kevin Kolb	LCB ... William Gay
FB ... Anthony Sherman	SS ... Adrian Wilson
RB ... Beanie Wells	FS ... Kerry Rhodes

### NOTES

After starting the season 4-0 for the first time since 1974, the Cardinals endured a nine-game winless streak and finished the season 5-11 ... the offense was derailed by mounting injuries, with 17 different players on that side of the ball combining to miss 103 total games (9 on injured reserve) ... in Week 4 vs. Miami, the Cardinals earned their 500th all-time regular season game, becoming the ninth team in NFL history to reach 500 victories ... the Cardinals posted the NFL's 5th ranked pass defense and finished second in the NFL with 22 INTs ... **Larry Fitzgerald** became the youngest player in NFL history to reach 700 career receptions (29 years, 23 days) ... earned his seventh trip to the Pro Bowl, the most by any offensive player in franchise history ... **Adrian Wilson** became just the sixth player in NFL history to record at least 25 sacks and 25 INTs in their career ... **Patrick Peterson** finished fourth in the NFL with seven INTs and was named to the 2013 NFC Pro Bowl squad at CB, his second career Pro Bowl berth ... **Daryl Washington** became the first Cardinals LB named to the Pro Bowl since Seth Joyner in 1994 after leading the team with 140 tackles ... his nine sacks were the most for an NFL ILB since Bart Scott posted 9.5 sacks in 2006 for the Ravens ... **Dave Zastudil** established an NFL single-season record with 46 punts inside the 20-yard line in 2012 ... **Calais Campbell** posted his third straight season with at least 60 tackles and six sacks despite missing three games with a calf injury ... **Jay Feely** totaled 100 points for the season, his eighth career 1000-point campaign and fourth in the last five years ... for the seventh consecutive season, the team sold out every home game, bringing the streak to 73 consecutive sellouts dating back to 2006.

### FINAL NFC WEST STANDINGS

Team	W	L	T	Pct.	Pts.	OP
San Francisco	11	4	1	.719	397	273
Seattle	11	5	0	.688	412	245
St. Louis	7	8	1	.469	299	348
Arizona	5	11	0	.313	250	357



## PRESEASON RESULTS

### 1946 (2-0)

Sept. 8	At Newark Bears	W	48-6	10,800
Sept. 13	Greensboro Generals	W	47-0	5,000

### 1947 (3-0)

Sept. 5	Philadelphia (At Buffalo, N.Y.)	W	38-21	16,282
Sept. 10	N.Y. Giants	W	52-21	39,850
Sept. 19	Boston Yanks (At Dallas, Tex.)	W	7-3	16,000

### 1948 (4-0)

Aug. 20	College All-Stars (At Chicago, Soldier Field)	W	28-0	101,220
Sept. 6	Washington (At Denver, Colo.)	W	46-20	17,782
Sept. 10	At Philadelphia	W	23-9	65,000
Sept. 19	Pittsburgh (At Chicago-Wrigley Field)	W	35-14	16,834

### 1949 (4-1)

Aug. 29	Philadelphia	L	14-51	36,236
Sept. 2	N.Y. Bulldogs (At Allentown, Pa.)	W	24-21	8,316
Sept. 10	Washington (At Birmingham, Ala.)	W	24-10	25,000
Sept. 14	At Pittsburgh	W	30-7	17,983
Sept. 18	Wilkes-Barre Barons (At Pittston, Pa.)	W	49-6	3,519

### 1950 (1-5)

Aug. 16	At Green Bay	L	14-17	20,136
Aug. 19	N.Y. Yanks (At Des Moines, Ia.)	L	10-23	12,000
Aug. 23	At L.A. Rams	L	31-34	16,919
Aug. 26	Washington (At Denver, Colo.)	L	7-31	17,302
Sept. 1	San Francisco	W	28-21	29,207
Sept. 9	Detroit (Birmingham, Ala.)	L	16-24	15,000

### 1951 (2-3)

Aug. 25	At Green Bay	L	14-17	16,168
Aug. 31	N.Y. Yanks	W	28-7	20,165
Sept. 8	L.A. Rams (At Salt Lake City, Utah)	W	36-21	18,000
Sept. 15	Detroit (At San Antonio, Tex.)	L	7-21	19,510
Sept. 23	San Francisco (At Omaha, Neb.)	L	17-37	10,000

### 1952 (3-3)

Aug. 18	Detroit (At Amarillo, Tex.)	L	13-28	10,500
Aug. 24	At San Francisco	L	14-38	34,109
Aug. 30	L.A. Rams (At Portland, Ore.)	L	14-24	30,000
Sept. 7	Green Bay	W	38-7	15,497
Sept. 13	Camp Polk (At Camp Polk, La.)	W	66-7	6,000
Sept. 20	Dallas Texans (At Houston, Tex.)	W	10-0	12,500

### 1953 (2-2-1)

Aug. 22	Baltimore Colts (At Lubbock, Tex.)	L	7-10	3,000
Aug. 29	Green Bay (At Spokane, Wash.)	W	13-7	17,000
Sept. 7	L.A. Rams (At Portland, Ore.)	W	23-10	26,210
Sept. 13	At San Francisco	T	14-14	22,736
Sept. 20	At Chicago Bears	L	13-14	25,840

### 1954 (2-5)

Aug. 14	Green Bay (At Minneapolis, Minn.)	W	27-10	21,000
Aug. 18	Chicago Bears (At Chattanooga, Tenn.)	W	19-0	12,000
Aug. 21	N.Y. Giants (At Spokane, Wash.)	L	0-30	10,000
Aug. 29	At San Francisco	L	7-42	24,559
Sept. 4	L.A. Rams (At Portland, Ore.)	L	17-51	19,295
Sept. 11	Philadelphia (At St. Louis, Mo.)	L	0-30	10,000
Sept. 15	Baltimore Colts	L	2-20	18,581

### 1955 (1-4)

Aug. 20	Chicago Bears (At Jacksonville, Fla.)	W	21-6	24,000
Aug. 28	Detroit	L	16-17	12,621
Sept. 4	At San Francisco	L	7-43	33,579

### 1956 (1-5)

Aug. 18	Chicago Bears (At Jacksonville, Fla.)	L	7-31	22,000
Aug. 25	Detroit (At Mobile, Ala.)	W	20-17	20,000
Sept. 2	At San Francisco	L	13-14	28,758
Sept. 7	At L.A. Rams	L	21-69	35,855
Sept. 15	Green Bay (At St. Louis, Mo.)	L	20-21	31,454
Sept. 23	N.Y. Giants (At Memphis, Tenn.)	L	7-42	Unknown

### 1957 (1-5)

Aug. 16	Green Bay (At Miami, Fla.)	L	16-20	20,820
Aug. 24	Green Bay (At Austin, Tex.)	L	14-17	20,000
Aug. 31	L.A. Rams (At Portland, Ore.)	L	21-63	21,108
Sept. 7	San Francisco (At Seattle, Wash.)	L	21-27	28,000
Sept. 15	Baltimore Colts (At Louisville, Ky.)	L	9-27	17,216
Sept. 21	Baltimore Colts (At St. Louis, Mo.)	W	27-21	21,182

### 1958 (2-3-1)

Aug. 17	Chicago Bears (At Buffalo, N.Y.)	L	7-10	15,000
Aug. 23	Baltimore Colts (At Austin, Tex.)	T	31-31	14,000
Aug. 31	At San Francisco	L	31-55	23,997
Sept. 6	L.A. Rams (At Seattle, Wash.)	W	27-26	31,500
Sept. 12	Pittsburgh (At St. Louis, Mo.)	L	31-55	25,302
Sept. 21	Green Bay (At Minneapolis, Minn.)	W	31-24	18,520

### 1959 (4-3)

Aug. 5	At Toronto Argonauts	W	55-27	27,152
Aug. 15	Detroit (At Norman, Okla.)	L	19-21	40,000
Aug. 22	Pittsburgh	W	21-10	15,000
Aug. 29	At L.A. Rams	L	21-34	52,013
Sept. 5	San Francisco (At Seattle, Wash.)	W	27-24	23,000
Sept. 11	Pittsburgh (At St. Louis, Mo.)	L	13-21	30,055
Sept. 20	Baltimore Colts (At Louisville, Ky.)	W	31-17	16,671

### 1960 (4-2)

Aug. 13	Dallas (At San Antonio)	W	20-13	14,000
Aug. 20	Detroit (At Toledo)	L	21-24	8,036
Aug. 26	Baltimore (At Charleston, S.C.)	W	31-21	14,000
Sept. 5	At Green Bay	L	14-35	20,668
Sept. 9	Philadelphia	W	35-14	23,666
Sept. 18	At San Francisco	W	24-17	13,021

### 1961 (1-4)

Aug. 2	At Toronto (Vs. CFL Argonauts)	W	36-7	24,376
Aug. 18	Green Bay	L	10-31	31,056
Aug. 26	Pittsburgh (At Jacksonville, Fla.)	L	14-24	13,090
Sept. 1	At Detroit	L	7-20	12,621
Sept. 9	Philadelphia (At Hershey, Pa.)	L	0-27	13,392
			67-109	

### 1962 (1-3-1)

Aug. 11	N.Y. Giants (At Canton, O.)	T	21-21	15,000
Aug. 18	Green Bay (At Jacksonville, Fla.)	L	14-21	21,622
Aug. 25	At Minnesota	W	24-21	15,500
Sept. 1	Detroit (At Omaha, Neb.)	L	14-19	13,319
Sept. 7	Detroit	L	0-14	32,439

### 1963 (2-2)

Aug. 16	San Francisco (At Salt Lake City)	W	24-22	19,038
Aug. 24	Detroit (At Omaha, Neb.)	L	17-22	14,400
Aug. 31	At Chicago Bears	W	17-14	60,884
Sept. 6	Minnesota	L	0-35	30,842

**1964 (3-2)**

Aug. 8	Green Bay (At New Orleans)	W	20-7	63,000
Aug. 15	Minnesota (At Atlanta)	L	10-24	10,500
Aug. 21	Baltimore	W	30-21	32,069
Aug. 28	At Chicago Bears	W	7-3	50,173
Sept. 5	Washington (At Norfolk, Va.)	L	10-17	20,642

**1965 (1-3-1)**

Aug. 14	Baltimore (At New Orleans)	L	10-22	75,229
Aug. 21	Washington (At Richmond, Va.)	L	7-13	19,000
Aug. 27	San Francisco	T	17-17	29,831
Sept. 3	At Chicago Bears	W	25-3	52,648
Sept. 11	At Green Bay	L	13-31	50,858

**1966 (2-3)**

Aug. 6	Atlanta	W	20-10	34,303
Aug. 11	At Detroit	W	28-14	24,011
Aug. 19	Baltimore	L	7-33	28,304
Aug. 27	At L.A. Rams	L	14-32	33,172
Sept. 2	At Chicago Bears	L	20-22	58,620

**1967 (1-4)**

Aug. 12	New Orleans (At Shreveport, La.)	L	14-23	28,500
Aug. 21	Baltimore	W	9-5	34,054
Aug. 26	Pittsburgh (At Nashville, Tenn.)	L	13-24	10,376
Sept. 1	At Chicago Bears	L	14-42	41,079
Sept. 8	Detroit	L	7-21	18,083

**1968 (3-2)**

Aug. 9	Pittsburgh	W	24-7	26,811
Aug. 17	At Kansas City	L	10-13	47,462
Aug. 25	N.Y. Giants (At New Haven, Conn.)	W	18-10	53,776
Sept. 1	Minnesota	W	31-28	25,233
Sept. 6	At Chicago Bears	L	17-19	59,681

**1969 (4-2)**

Aug. 9	N.Y. Jets	W	13-6	50,372
Aug. 16	Pittsburgh (At Norfolk, Va.)	W	27-13	13,815
Aug. 23	Minnesota (At Memphis, Tenn.)	L	13-41	34,416
Aug. 29	Kansas City	L	21-31	48,006
Sept. 7	At San Francisco	W	21-10	32,506
Sept. 21	At Chicago Bears	W	37-31	61,227

**1970 (3-2)**

Aug. 15	At Denver	L	16-26	36,327
Aug. 22	Cincinnati	W	41-20	15,864
Aug. 29	Chicago Bears	W	24-3	38,888
Sept. 5	San Diego (At Cleveland)	L	27-38	83,043
Sept. 12	Kansas City	W	34-24	50,661

**1971 (2-2-1)**

Aug. 14	Houston	W	16-14	40,993
Aug. 21	At Washington	L	13-20	40,228
Aug. 28	At Cincinnati	L	21-22	55,493
Sept. 4	At Kansas City	T	17-17	36,743
Sept. 10	Cleveland	W	27-13	46,171

**1972 (4-2)**

Aug. 4	At Buffalo	W	27-10	38,338
Aug. 12	At Kansas City	L	14-24	78,190
Aug. 19	Denver	W	17-13	34,506
Aug. 24	At Houston	L	24-33	38,596
Sept. 2	At Green Bay	W	31-10	56,263
Sept. 9	Chicago Bears	W	33-14	48,112

**1973 (2-3)**

Aug. 11	At San Diego	W	17-13	40,447
Aug. 18	At Denver	L	17-38	39,088
Aug. 25	N.Y. Jets	W	13-10	41,040
Sept. 1	At Chicago Bears	L	20-31	55,701
Sept. 7	Kansas City	L	7-16	49,486

**1974 (3-4)**

July 27	Buffalo (At Canton, Oh.)	W	17-13	17,286
Aug. 3	Chicago (At Champaign, Ill.)	W	10-0	12,877
Aug. 10	Green Bay (At Milwaukee)	L	0-13	43,000
Aug. 17	San Diego, (At Seattle)	W	48-14	5,383
Aug. 23	N.Y. Jets	L	7-20	39,643
Aug. 31	Minnesota	L	10-14	38,040
Sept. 6	At Kansas City	L	10-31	46,067

**1975 (3-3)**

Aug. 9	At Kansas City	W	10-3	40,081
Aug. 16	N.Y. Jets	L	13-14	41,265
Aug. 23	Chicago (At Champaign, Ill.)	L	13-14	19,127
Aug. 30	San Diego	W	14-9	37,468
Sept. 6	At Minnesota	W	13-6	46,975
Sept. 14	At Denver	L	17-21	45,631

**1976 (4-2)**

July 31	N.Y. Jets	W	13-12	16,168
Aug. 7	Oakland (At Tempe, Ariz.)	L	9-20	33,216
Aug. 16	San Diego (At Tokyo)	W	20-10	38,000
Aug. 21	At Chicago Bears	W	20-14	55,755
Aug. 28	Denver	L	17-21	39,808
Sept. 3	Kansas City	W	31-14	42,997

**1977 (1-5)**

Aug. 6	Atlanta	L	0-3	24,667
Aug. 13	At Denver	L	7-15	44,001
Aug. 19	At Cleveland	L	10-19	31,308
Aug. 27	Cincinnati	L	9-33	44,876
Sept. 2	Chicago Bears	W	23-14	45,074
Sept. 10	At Kansas City	L	20-37	38,480

**1978 (2-2)**

Aug. 5	At Miami	L	7-28	46,657
Aug. 12	At Chicago Bears	W	26-14	52,732
Aug. 19	At Green Bay	L	17-23	50,423
Aug. 26	At Kansas City	W	12-7	40,884

**1979 (2-2)**

Aug. 2	At Houston	L	7-9	46,252
Aug. 9	Atlanta	W	42-17	39,705
Aug. 18	At Kansas City	L	3-20	43,214
Aug. 25	Chicago Bears	W	10-7	43,541

**1980 (2-2)**

Aug. 9	At New Orleans	L	13-17	57,923
Aug. 16	At Tampa Bay	W	21-14	68,384
Aug. 23	Kansas City	L	10-20	41,687
Aug. 30	At Chicago Bears	W	21-13	56,866

**1981 (3-1)**

Aug. 8	At San Diego	W	12-10	49,234
Aug. 14	At Seattle	W	30-21	55,520
Aug. 22	At Kansas City	W	16-3	42,550
Aug. 29	Chicago Bears	L	27-31	48,793

**1982 (1-3)**

Aug. 13	At Seattle	L	0-14	55,525
Aug. 21	At San Francisco	L	13-16	51,931
Aug. 28	At Chicago Bears	W	10-3	62,078
Sept. 4	Kansas City	L	6-10	39,926

**1983 (1-3)**

Aug. 6	Minnesota (At London)	L	10-28	32,847
Aug. 13	Chicago Bears (OT)	W	27-24	31,375
Aug. 20	At Kansas City	L	16-17	34,070
Aug. 27	Green Bay	L	27-39	33,041

**1984 (3-1)**

Aug. 4	At Chicago Bears	W	19-10	34,399
Aug. 10	Kansas City	W	14-10	30,223
Aug. 17	At Seattle	L	7-17	53,772
Aug. 24	Minnesota	W	31-0	31,210

**1985 (2-2)**

Aug. 9	Chicago Bears	W	10-3	36,305
Aug. 15	At L.A. Rams	L	7-39	40,518
Aug. 23	Pittsburgh	W	14-6	36,237
Aug. 31	At Kansas City	L	13-17	38,618

**1986 (2-3)**

Aug. 2	New England (At Canton, OH)	L	16-21	22,739
Aug. 9	At Tampa Bay	W	26-10	31,550
Aug. 16	Kansas City	L	26-27	30,305
Aug. 23	At Chicago Bears	W	14-7	66,030
Aug. 29	At San Diego	L	17-24	44,744

**1987 (2-2)**

Aug. 15	At Cleveland	L	16-31	78,650
Aug. 22	Seattle	W	28-21	25,309
Aug. 31	At Chicago Bears	W	20-16	66,030
Sept. 6	Kansas City (OT) (At Memphis)	L	10-13	62,353

**1988 (1-3)**

Aug. 4	At Seattle	L	7-21	54,778
Aug. 12	New Orleans*	L	28-33	51,287
Aug. 21	Minnesota (OT)	L	16-19	46,249
Aug. 25	At Kansas City	W	41-21	36,883

\*First game in Arizona as Phoenix Cardinals



# ARIZONA CARDINALS

## 1989 (1-3)

Aug. 11	Seattle	L	10-16	37,158
Aug. 21	At L.A. Rams	L	20-23	39,666
Aug. 26	Cleveland	W	21-7	36,667
Sept. 1	At San Diego	L	20-21	41,453

## 1990 (0-4)

Aug. 11	Seattle	L	9-34	31,316
Aug. 18	Chicago	L	9-17	42,016
Aug. 25	At L.A. Rams	L	7-27	44,134
Aug. 31	At Denver	L	14-25	71,082

## 1991 (4-0)

Aug. 3	At Seattle	W	31-13	49,448
Aug. 11	At Chicago	W	12-10	55,513
Aug. 17	New England	W	46-0	51,070
Aug. 23	Denver	W	34-10	38,372
			123-33	

## 1992 (3-1)

Aug. 8	San Diego	W	35-14	28,298
Aug. 15	Chicago	W	20-17	47,026
Aug. 22	At Seattle	L	10-17	51,007
Aug. 26	At Denver	W	21-17	66,743

## 1993 (3-1)

Aug. 7	L.A. Rams	W	24-13	36,803
Aug. 14	At Chicago	W	11-10	51,748
Aug. 21	At San Diego	L	3-10	52,309
Aug. 27	Denver	W	34-9	44,207

## 1994 (1-3)

Aug. 5	San Francisco	W	17-7	61,619
Aug. 13	Chicago	L	0-16	52,502
Aug. 19	At Detroit	L	16-24	40,657
Aug. 25	At Denver	L	21-30	70,075
			54-77	

## 1995 (3-1)

Aug. 5	At Houston	W	16-13	39,899
Aug. 11	Kansas City	W	22-17	37,622
Aug. 20	At Chicago	W	17-16	52,116
Aug. 25	Cleveland	L	17-31	40,903

## 1996 (1-3)

Aug. 2	Oakland	L	3-26	36,869
Aug. 10	Cincinnati	W	13-10	22,490
Aug. 17	At San Diego	L	10-32	49,442
Aug. 23	At Atlanta	L	30-31	29,306

## 1997 (1-3)

Aug. 2	At Seattle	L	6-34	49,445
Aug. 8	At St. Louis	L	0-12	56,799
Aug. 17	At Chicago	L	10-22	22,331
Aug. 22	Oakland	W	15-13	30,584

## 1998 (2-2)

Aug. 7	At Detroit (OT)	L	10-13	46,331
Aug. 14	Chicago	W	27-24	30,983
Aug. 22	Seattle	L	24-31	32,683
Aug. 29	At Oakland	W	21-14	31,858

## 1999 (1-3)

Aug. 14	At Denver	L	7-38	67,941
Aug. 20	Tennessee	W	27-17	39,641
Aug. 28	At Seattle	L	7-41	66,277
Sept. 3	Oakland	L	7-43	42,076

## 2000 (1-3)

Aug. 5	Denver	L	17-31	37,781
Aug. 12	Seattle	W	21-3	34,774
Aug. 18	At Minnesota	L	17-35	63,563
Aug. 25	At San Diego	L	20-24	42,403

## 2001 (3-1)

Aug. 11	Oakland	L	7-10	33,482
Aug. 18	At Seattle (OT)	W	16-13	47,553
Aug. 25	At Chicago	W	24-20	66,944
Aug. 31	San Diego	W	16-3	27,301

## 2002 (3-1)

Aug. 10	At San Diego	W	24-17	39,537
Aug. 17	Green Bay	L	21-29	35,716
Aug. 24	Denver	L	13-19	26,736
Aug. 29	At Oakland	L	3-31	35,738

## 2003 (4-0)

Aug. 9	Dallas	W	13-0	23,838
Aug. 16	At San Diego	W	16-10	41,267
Aug. 22	Chicago	W	27-17	22,968
Aug. 28	At Minnesota	W	31-27	63,473

## 2004 (1-3)

Aug. 15	At Minnesota	L	6-23	63,658
Aug. 21	San Diego	L	13-38	23,654
Aug. 28	Oakland	L	16-17	35,070
Sept. 2	At Denver	W	33-21	71,986

## 2005 (3-1)

Aug. 13	Dallas	W	13-11	36,787
Aug. 20	At Kansas City	W	24-17	76,173
Aug. 26	At Oakland	W	17-16	36,408
Sept. 2	Denver	L	21-30	40,888

## 2006 (2-2)

Aug. 12	Pittsburgh	W	21-13	63,400
Aug. 19	At New England	L	3-30	68,756
Aug. 25	At Chicago	W	23-16	60,828
Aug. 31	Denver	L	23-29	62,937

## 2007 (0-4)

Aug. 11	At Oakland	L	23-27	39,911
Aug. 18	Houston	L	20-33	64,405
Aug. 25	San Diego	L	31-33	64,216
Aug. 30	At Denver	L	3-21	73,282

## 2008 (2-2)

Aug. 7	New Orleans	L	10-24	63,109
Aug. 16	At Kansas City	W	27-17	70,203
Aug. 23	At Oakland	W	24-0	39,331
Aug. 29	Denver	L	14-28	63,215

## 2009 (0-4)

Aug. 13	At Pittsburgh	L	10-20	58,330
Aug. 22	San Diego	L	6-17	61,681
Aug. 28	Green Bay	L	37-44	61,753
Sept. 3	At Denver	L	0-19	72,088

## 2010 (3-1)

Aug. 14	Houston	W	19-16	61,489
Aug. 23	At Tennessee	L	10-24	69,143
Aug. 28	At Chicago	W	14-9	60,834
Sept. 2	Washington	W	20-10	61,509

## 2011 (2-2)

Aug. 11	At Oakland	W	24-18	25,699
Aug. 23	At Green Bay	L	20-28	67,688
Aug. 27	San Diego	L	31-34	60,041
Sept. 1	Denver	W	26-7	59,910

## 2012 (1-4)

Aug. 5	New Orleans (At Canton, OH)	L	10-17	18,100
Aug. 10	At Kansas City	L	17-27	64,212
Aug. 17	Oakland	W	31-27	59,605
Aug. 23	At Tennessee	L	21-32	69,143
Aug. 30	Denver	L	13-16	59,773

## ALL-TIME PRESEASON RESULTS

Since 1970 • Team-By-Team

Opponent	W	L	T	Last Meeting	Opponent	W	L	T	Last Meeting	Opponent	W	L	T	Last Meeting
Atlanta	1	2	0	1996	Houston	1	1	0	2010	Pittsburgh	2	1	0	2009
Buffalo	2	0	0	1974	Kansas City	10	12	1	2012	San Diego	9	10	0	2011
Chicago	22	6	0	2010	L.A. Rams	1	3	0	1993	San Francisco	1	1	0	1994
Cincinnati	2	2	0	1996	Miami	0	1	0	1978	Seattle	5	9	0	2001
Cleveland	2	3	0	1995	Minnesota	3	5	0	2004	St. Louis	0	1	0	1997
Dallas	2	0	0	2005	New England	1	2	0	2006	Tampa Bay	2	0	0	1986
Denver	6	16	0	2012	New Orleans	0	4	0	2012	Tennessee/Houston	3	4	0	2012
Detroit	0	2	0	1998	New York Jets	2	2	0	1976	Washington	2	0	0	2010
Green Bay	1	6	0	2011	Oakland	6	7	0	2012					



## TEAM-BY-TEAM RESULTS



### ATLANTA FALCONS (15-12)

1966	.....Falcons	.....A	.....16-10
1968	.....Cardinals	.....H	.....17-12
1971	.....Cardinals	.....A	.....26-9
1973	.....Cardinals	.....A	.....32-10
1975	.....Cardinals	.....H	.....23-20
1978	.....Cardinals	.....H	.....42-21
1980	.....Falcons (OT)	.....H	.....33-27
1981	.....Falcons	.....A	.....41-20
1982	.....Cardinals	.....A	.....23-20
1986	.....Falcons	.....A	.....33-13
1987	.....Cardinals	.....A	.....34-21
1989	.....Cardinals	.....H	.....34-20
1990	.....Cardinals	.....A	.....24-13
1991	.....Cardinals	.....H	.....16-10
1992	.....Falcons	.....A	.....20-17
1993	.....Cardinals	.....A	.....27-10
1994	.....Falcons	.....A	.....10-6
1995	.....Cardinals (OT)	.....H	.....40-37
1997	.....Cardinals	.....H	.....29-26
1999	.....Falcons	.....A	.....37-14
2001	.....Falcons	.....H	.....34-14
2004	.....Falcons	.....A	.....6-3
2006	.....Falcons	.....A	.....32-10
2007	.....Cardinals (OT)	.....H	.....30-27
2008	.....Cardinals	.....H	.....*30-24
2010	.....Falcons	.....A	.....41-7
2012	.....Falcons	.....A	.....23-19

\*Wild Card Playoff



### BALTIMORE RAVENS (1-4)

1997	.....Cardinals	.....A	.....16-13
2000	.....Ravens	.....H	.....13-7
2003	.....Ravens	.....H	.....26-18
2007	.....Ravens	.....A	.....26-23
2011	.....Ravens	.....A	.....30-27



### BUFFALO BILLS (4-6)

1971	.....Cardinals	.....A	.....28-23
1975	.....Bills	.....H	.....32-14
1981	.....Cardinals	.....H	.....24-0
1984	.....Cardinals	.....H	.....37-7
1986	.....Bills	.....A	.....17-10
1990	.....Bills	.....A	.....45-14
1999	.....Bills	.....H	.....31-21
2004	.....Bills	.....A	.....38-14
2008	.....Cardinals	.....H	.....41-17
2012	.....Bills (OT)	.....H	.....19-16



### CAROLINA PANTHERS (4-8)

1995	.....Panthers	.....A	.....27-7
2001	.....Cardinals	.....A	.....30-7
2002	.....Cardinals	.....A	.....16-13
2003	.....Panthers	.....H	.....20-17
2004	.....Panthers	.....A	.....35-10
2005	.....Panthers	.....H	.....24-20

2007	.....Panthers	.....H	.....25-10
2008	.....Panthers	.....A	.....27-23
2008	.....Cardinals	.....A	.....*33-13
2010	.....Panthers	.....H	.....34-21
2010	.....Panthers	.....A	.....19-12
2011	.....Cardinals	.....H	.....28-21

\*Divisional Playoff



### CHICAGO BEARS (27-58-6)

1920	.....Cardinals	.....A	.....7-6
	.....Bears	.....H	.....10-0
1921	.....Tie	.....H	.....0-0
1922	.....Cardinals	.....H	.....6-0
	.....Cardinals	.....A	.....9-0
1923	.....Bears	.....A	.....3-0
1924	.....Bears	.....A	.....6-0
	.....Bears	.....H	.....21-0
1925	.....Cardinals	.....H	.....9-0
	.....Tie	.....A	.....0-0
1926	.....Bears	.....H	.....16-0
	.....Bears	.....A	.....10-0
	.....Tie	.....A	.....0-0
1927	.....Bears	.....H	.....9-0
	.....Cardinals	.....A	.....3-0
1928	.....Bears	.....H	.....15-0
	.....Bears	.....A	.....34-0
1929	.....Tie	.....A	.....0-0
	.....Cardinals	.....H	.....40-6
1930	.....Bears	.....H	.....32-6
	.....Bears	.....A	.....6-0
1931	.....Bears	.....A	.....26-13
	.....Bears	.....H	.....18-7
1932	.....Tie	.....A	.....0-0
	.....Bears	.....H	.....34-0
1933	.....Bears	.....H	.....12-9
	.....Bears	.....A	.....22-6
1934	.....Bears	.....A	.....20-0
	.....Bears	.....A	.....17-6
1935	.....Tie	.....A	.....7-7
	.....Bears	.....H	.....13-0
1936	.....Bears	.....A	.....7-3
	.....Cardinals	.....H	.....14-7
1937	.....Bears	.....A	.....16-7
	.....Bears	.....H	.....42-28
1938	.....Bears	.....H	.....16-13
	.....Bears	.....A	.....34-28
1938	.....Bears	.....A	.....44-7
	.....Bears	.....H	.....48-7
1940	.....Cardinals	.....H	.....21-7
	.....Bears	.....A	.....31-23
1941	.....Bears	.....A	.....53-7
	.....Bears	.....H	.....34-24
1942	.....Bears	.....A	.....41-14
	.....Bears	.....H	.....21-7
1943	.....Bears	.....A	.....20-0
	.....Bears	.....H	.....35-24
1944	.....Bears	.....A	.....34-7
	.....Bears	.....H	.....49-7
1945	.....Cardinals	.....A	.....16-7
	.....Bears	.....H	.....28-20
1946	.....Bears	.....H	.....34-17
	.....Cardinals	.....A	.....35-28
1947	.....Cardinals	.....H	.....31-7
	.....Cardinals	.....A	.....30-21
1948	.....Bears	.....H	.....28-17
	.....Cardinals	.....A	.....24-21
1949	.....Bears	.....H	.....17-7
	.....Bears	.....A	.....52-21
1950	.....Bears	.....A	.....27-6
	.....Cardinals	.....H	.....20-10

1951	.....Cardinals	.....H	.....28-14
	.....Cardinals	.....A	.....24-14
1952	.....Cardinals	.....H	.....21-10
	.....Bears	.....A	.....10-7
1953	.....Cardinals	.....A	.....24-17
1954	.....Bears	.....H	.....29-7
1955	.....Cardinals	.....H	.....53-14
1956	.....Bears	.....A	.....10-3
1957	.....Bears	.....H	.....14-6
1958	.....Bears	.....A	.....30-14
1959	.....Bears	.....H	.....31-7
1965	.....Bears	.....A	.....34-13
1966	.....Cardinals	.....H	.....24-17
1967	.....Bears	.....A	.....30-3
1969	.....Cardinals	.....H	.....20-17
1972	.....Bears	.....H	.....27-10
1975	.....Cardinals	.....A	.....34-20
1977	.....Cardinals	.....H	.....16-13
1978	.....Bears	.....A	.....17-10
1979	.....Bears	.....A	.....42-6
1982	.....Cardinals	.....A	.....10-7
1984	.....Cardinals	.....H	.....38-21
1990	.....Bears	.....H	.....31-21
1994	.....Bears (OT)	.....H	.....19-16
1998	.....Cardinals	.....H	.....20-7
2001	.....Bears	.....A	.....20-13
2003	.....Bears	.....A	.....28-3
2006	.....Bears	.....H	.....24-23
2009	.....Cardinals	.....A	.....41-21
2012	.....Bears	.....H	.....28-13



### CINCINNATI BENGALS (4-6)

1973	.....Bengals	.....A	.....42-24
1979	.....Bengals	.....A	.....34-28
1985	.....Cardinals	.....H	.....41-27
1988	.....Bengals	.....A	.....21-14
1994	.....Cardinals	.....H	.....28-7
1997	.....Bengals	.....A	.....24-21
2000	.....Bengals	.....A	.....24-13
2003	.....Cardinals	.....H	.....17-14
2007	.....Cardinals	.....A	.....35-27
2011	.....Bengals	.....A	.....23-16



### CLEVELAND BROWNS (13-33-3)

1950	.....Browns	.....A	.....34-24
	.....Browns	.....H	.....10-7
1951	.....Browns	.....H	.....34-17
	.....Browns	.....A	.....49-28
1952	.....Browns	.....A	.....28-13
	.....Browns	.....H	.....10-0
1953	.....Browns	.....H	.....27-7
	.....Browns	.....A	.....27-16
1954	.....Browns	.....A	.....31-7
	.....Browns	.....H	.....35-3
1955	.....Browns	.....H	.....26-20
	.....Browns	.....A	.....35-24
1956	.....Cardinals	.....H	.....9-7
	.....Cardinals	.....A	.....24-7
1957	.....Browns	.....H	.....17-7
	.....Browns	.....A	.....31-0
1958	.....Browns	.....A	.....35-28
	.....Browns	.....H	.....38-24
1959	.....Browns	.....H	.....34-7
	.....Browns	.....A	.....17-7



1960	..... Browns	..... A	28-27
	..... Tie	..... H	17-17
1961	..... Browns	..... A	20-17
	..... Browns	..... H	21-10
1962	..... Browns	..... H	34-7
	..... Browns	..... A	38-14
1963	..... Cardinals	..... A	20-14
	..... Browns	..... H	24-10
1964	..... Tie	..... A	33-33
	..... Cardinals	..... H	28-19
1965	..... Cardinals	..... A	49-13
	..... Browns	..... H	27-24
1966	..... Cardinals	..... A	34-28
	..... Browns	..... H	38-10
1967	..... Browns	..... A	20-16
	..... Browns	..... H	20-16
1968	..... Cardinals	..... A	27-21
	..... Cardinals	..... H	27-16
1969	..... Tie	..... A	21-21
	..... Browns	..... H	27-21
1974	..... Cardinals	..... H	29-7
1979	..... Browns	..... H	38-20
1985	..... Cardinals (OT)	..... A	27-24
1988	..... Browns	..... H	29-21
1994	..... Browns	..... A	32-0
2000	..... Cardinals	..... H	29-21
2003	..... Browns	..... A	44-6
2007	..... Cardinals	..... H	27-21
2011	..... Cardinals (OT)	..... H	20-17



## DALLAS COWBOYS (31-55-1)

1960	..... Cardinals	..... H	12-10
1961	..... Cardinals	..... A	31-17
	..... Cardinals	..... H	31-13
1962	..... Cardinals	..... A	28-24
	..... Cardinals	..... H	52-20
1963	..... Cardinals	..... A	34-7
	..... Cowboys	..... H	28-24
1964	..... Cardinals	..... A	16-6
	..... Cowboys	..... H	31-13
1965	..... Cardinals	..... H	20-13
	..... Cowboys	..... A	27-13
1966	..... Tie	..... H	10-10
	..... Cowboys	..... A	31-17
1967	..... Cowboys	..... A	46-21
1968	..... Cowboys	..... H	27-10
1969	..... Cowboys	..... A	24-3
1970	..... Cardinals	..... H	20-7
	..... Cardinals	..... A	38-0
1971	..... Cowboys	..... H	16-13
	..... Cowboys	..... A	31-13
1972	..... Cowboys	..... A	33-24
	..... Cowboys	..... H	27-6
1973	..... Cowboys	..... A	45-10
	..... Cowboys	..... H	30-3
1974	..... Cardinals	..... H	31-28
	..... Cowboys	..... A	17-14
1975	..... Cowboys (OT)	..... A	37-31
	..... Cardinals	..... H	31-17
1976	..... Cardinals	..... H	21-17
	..... Cowboys	..... A	19-14
1977	..... Cowboys	..... H	30-24
	..... Cardinals	..... A	24-17
1978	..... Cowboys	..... A	21-12
	..... Cowboys (OT)	..... H	24-21

1979	..... Cowboys	..... H	22-21
	..... Cowboys	..... A	22-13
1980	..... Cowboys	..... H	27-24
	..... Cowboys	..... A	31-21
1981	..... Cowboys	..... A	30-17
	..... Cardinals	..... H	20-17
1982	..... Cowboys	..... H	24-7
1983	..... Cowboys	..... H	34-17
	..... Cowboys	..... A	35-14
1984	..... Cardinals	..... A	31-20
	..... Cowboys	..... H	24-17
1985	..... Cardinals	..... H	21-10
	..... Cowboys	..... A	35-17
1986	..... Cowboys	..... H	31-7
	..... Cowboys	..... A	37-6
1987	..... Cardinals	..... H	24-13
	..... Cowboys	..... A	21-16
1988	..... Cowboys	..... H	*17-14
	..... Cardinals	..... A	16-10
1989	..... Cardinals	..... A	19-10
	..... Cardinals	..... H	24-20
1990	..... Cardinals	..... H	20-3
	..... Cowboys	..... A	41-10
1991	..... Cowboys	..... H	17-9
	..... Cowboys	..... A	27-7
1992	..... Cowboys	..... A	31-20
	..... Cowboys	..... H	16-10
1993	..... Cowboys	..... H	17-10
	..... Cowboys	..... A	20-15
1994	..... Cowboys	..... A	38-3
	..... Cowboys	..... H	28-21
1995	..... Cowboys	..... A	34-20
	..... Cowboys	..... H	37-13
1996	..... Cowboys	..... A	17-3
	..... Cowboys	..... H	10-6
1997	..... Cardinals (OT)	..... H	25-22
	..... Cowboys	..... A	24-6
1998	..... Cowboys	..... A	38-10
	..... Cowboys	..... H	35-28
	..... Cardinals	..... A	**20-7
1999	..... Cowboys	..... A	35-7
	..... Cardinals	..... H	13-9
2000	..... Cardinals	..... H	32-31
	..... Cowboys	..... A	48-7
2001	..... Cowboys	..... A	17-3
	..... Cardinals	..... H	17-10
2002	..... Cardinals	..... H	9-6
2003	..... Cowboys	..... A	24-7
2005	..... Cowboys	..... A	34-13
2006	..... Cowboys	..... H	27-10
2008	..... Cardinals (OT)	..... H	30-24
2010	..... Cardinals	..... H	27-26
2011	..... Cardinals (OT)	..... H	19-13

\*First regular-season game in Arizona

\*\*Wild Card Playoff



## DENVER BRONCOS (1-7-1)

1973	..... Tie	..... H	17-17
1977	..... Broncos	..... A	7-0
1989	..... Broncos	..... H	37-0
1991	..... Broncos	..... A	24-19
1995	..... Broncos	..... A	38-6
2001	..... Broncos	..... H	38-17
2002	..... Broncos	..... A	37-7
2006	..... Broncos	..... H	37-20
2010	..... Cardinals	..... H	43-13



## DETROIT LIONS (25-33-5)

1930	..... Tie	..... A	0-0
	..... Cardinals	..... H	23-0
1931	..... Spartans	..... A	13-3
	..... Cardinals	..... H	20-19
1932	..... Tie	..... A	7-7
1933	..... Spartans	..... A	7-6
1934	..... Lions	..... A	6-0
	..... Lions	..... H	17-13
1935	..... Tie	..... A	10-10
	..... Lions	..... H	7-6
1936	..... Lions	..... A	39-0
	..... Lions	..... H	14-7
1937	..... Lions	..... A	16-7
	..... Lions	..... H	16-7
1938	..... Lions	..... A	10-0
	..... Lions	..... H	7-3
1939	..... Lions	..... A	21-13
	..... Lions	..... H	17-3
1940	..... Tie	..... H	0-0
	..... Lions	..... A	43-14
1941	..... Tie	..... H	14-14
	..... Lions	..... A	21-3
1942	..... Cardinals	..... H	13-0
	..... Cardinals	..... A	7-0
1943	..... Lions	..... A	35-17
	..... Lions	..... H	7-0
1944	..... Lions	..... H	27-6
	..... Lions	..... A	21-7
1945	..... Lions	..... H	10-0
	..... Lions	..... A	26-0
1946	..... Cardinals	..... H	34-14
	..... Cardinals	..... A	36-14
1947	..... Cardinals	..... H	45-21
	..... Cardinals	..... A	17-7
1948	..... Cardinals	..... H	56-20
	..... Cardinals	..... A	28-14
1949	..... Lions	..... H	24-7
	..... Cardinals	..... A	42-19
1959	..... Lions	..... A	45-21
1961	..... Lions	..... H	45-14
1967	..... Cardinals	..... H	38-28
1969	..... Lions	..... A	20-0
1970	..... Lions	..... A	16-3
1973	..... Lions	..... H	20-16
1975	..... Cardinals	..... A	24-13
1978	..... Cardinals	..... H	21-14
1980	..... Lions	..... A	20-7
	..... Cardinals	..... H	24-23
1989	..... Cardinals	..... A	16-13
1993	..... Lions	..... A	26-20
	..... Lions	..... H	21-14
1995	..... Cardinals	..... A	20-17
1998	..... Cardinals	..... A	17-15
1999	..... Cardinals	..... H	23-19
2001	..... Cardinals	..... H	45-38
2002	..... Cardinals	..... H	23-20
2003	..... Lions	..... A	42-24
2004	..... Lions	..... A	26-12
2005	..... Lions	..... A	29-21
2006	..... Cardinals	..... H	17-10
2007	..... Cardinals	..... H	31-21
2009	..... Cardinals	..... A	31-24
2012	..... Cardinals	..... H	38-10



**GREEN BAY PACKERS**  
(23-47-4)

1921	.....Tie	.....H	.....3-3
1922	.....Cardinals	.....H	.....16-3
1924	.....Cardinals	.....H	.....3-0
1925	.....Cardinals	.....H	.....9-6
1926	.....Cardinals	.....A	.....13-7
	.....Packers	.....H	.....3-0
1927	.....Packers	.....A	.....13-0
	.....Tie	.....H	.....6-6
1928	.....Packers	.....A	.....20-0
1929	.....Packers	.....A	.....9-2
	.....Packers	.....H	.....7-6
	.....Packers	.....H	.....12-0
1930	.....Packers	.....A	.....14-0
	.....Cardinals	.....H	.....13-6
1931	.....Packers	.....A	.....26-7
	.....Cardinals	.....H	.....21-13
1932	.....Packers	.....A	.....15-7
	.....Packers	.....H	.....19-9
1933	.....Packers	.....H	.....14-6
1934	.....Packers	.....A	.....15-0
	.....Cardinals	.....A	.....9-0
	.....Cardinals	.....H	.....6-0
1935	.....Cardinals	.....A	.....7-6
	.....Cardinals	.....A	.....3-0
	.....Cardinals	.....H	.....9-7
1936	.....Packers	.....A	.....10-7
	.....Packers	.....A	.....24-0
	.....Tie	.....H	.....0-0
1937	.....Cardinals	.....A	.....14-7
	.....Packers	.....A	.....34-13
1938	.....Packers	.....A	.....28-7
	.....Packers	.....H	.....24-22
1939	.....Packers	.....A	.....14-10
	.....Packers	.....A	.....27-20
1940	.....Packers	.....A	.....31-6
	.....Packers	.....H	.....28-7
1941	.....Packers	.....A	.....14-13
	.....Packers	.....A	.....17-9
1942	.....Packers	.....H	.....17-13
	.....Packers	.....A	.....55-24
1943	.....Packers	.....H	.....28-7
	.....Packers	.....A	.....35-14
1944	.....Packers	.....A	.....34-7
	.....Packers	.....H	.....35-20
1945	.....Packers	.....A	.....33-14
1946	.....Packers	.....H	.....19-7
	.....Cardinals	.....A	.....24-6
1947	.....Cardinals	.....A	.....14-10
	.....Cardinals	.....H	.....21-20
1948	.....Cardinals	.....A	.....17-7
	.....Cardinals	.....H	.....42-7
1949	.....Cardinals	.....A	.....39-17
	.....Cardinals	.....H	.....41-21
1955	.....Packers	.....A	.....31-14
1956	.....Packers	.....H	.....24-21
1962	.....Packers	.....A	.....17-0
1963	.....Packers	.....H	.....30-7
1967	.....Packers	.....H	.....31-23
1969	.....Packers	.....A	.....45-28
1971	.....Tie	.....H	.....16-16
1973	.....Packers	.....A	.....25-21
1976	.....Cardinals	.....H	.....29-0
1982	.....Packers	.....A	.....41-16
1984	.....Packers	.....A	.....24-23
1985	.....Cardinals	.....H	.....43-28
1988	.....Packers	.....H	.....26-17
1990	.....Packers	.....H	.....24-21
1999	.....Packers	.....A	.....49-24
2000	.....Packers	.....H	.....29-3
2003	.....Cardinals	.....H	.....20-13
2006	.....Packers	.....A	.....31-14

2009	.....Packers	.....H	.....33-7
	.....Cardinals (OT)	.....H	.....*51-45
2012	.....Packers	.....A	.....31-17
*First Round, Super Bowl Tournament			
*Wild Card Game			



**HOUSTON TEXANS**  
(1-1)

2005	.....Texans	.....A	.....30-19
2009	.....Cardinals	.....H	.....28-21



**INDIANAPOLIS COLTS**  
(6-8)

1961	.....Colts	.....A	.....16-0
1964	.....Colts	.....A	.....47-27
1968	.....Colts	.....A	.....27-0
1972	.....Cardinals	.....A	.....10-3
1976	.....Cardinals	.....H	.....24-17
1978	.....Colts	.....H	.....30-17
1980	.....Cardinals	.....A	.....17-10
1981	.....Cardinals	.....A	.....35-24
1984	.....Cardinals	.....A	.....34-33
1990	.....Cardinals	.....H	.....20-17
1992	.....Colts	.....A	.....16-13
1996	.....Colts	.....A	.....20-13
2005	.....Colts	.....A	.....17-13
2009	.....Colts	.....H	.....31-10



**JACKSONVILLE JAGUARS**  
(1-2)

2000	.....Jaguars	.....A	.....44-10
2005	.....Jaguars	.....H	.....24-17
2009	.....Cardinals	.....A	.....31-17



**KANSAS CITY CHIEFS**  
(2-8-1)

1970	.....Tie	.....A	.....6-6
1974	.....Chiefs	.....H	.....17-13
1980	.....Chiefs	.....H	.....21-13
1983	.....Chiefs	.....A	.....38-14
1986	.....Cardinals	.....H	.....23-14
1995	.....Chiefs	.....H	.....24-3
1998	.....Chiefs	.....A	.....34-24
2001	.....Cardinals	.....H	.....24-16
2002	.....Chiefs	.....A	.....49-0
2006	.....Chiefs	.....H	.....23-20
2010	.....Chiefs	.....A	.....31-13



**MIAMI DOLPHINS**  
(3-8)

1972	.....Dolphins	.....A	.....31-10
1977	.....Dolphins	.....H	.....55-14
1978	.....Dolphins	.....A	.....24-10
1981	.....Dolphins	.....H	.....20-7
1984	.....Dolphins	.....H	.....36-28
1990	.....Dolphins	.....A	.....23-3
1996	.....Dolphins	.....H	.....38-10
1999	.....Dolphins	.....A	.....19-16
2004	.....Cardinals	.....A	.....24-23
2008	.....Cardinals	.....H	.....31-10
2012	.....Cardinals (OT)	.....H	.....24-21



**MINNESOTA VIKINGS**  
(10-15)

1963	.....Cardinals	.....A	.....56-14
1967	.....Cardinals	.....A	.....34-24
1969	.....Vikings	.....H	.....27-10
1972	.....Cardinals	.....A	.....19-17
1974	.....Vikings	.....H	.....28-24
	.....Vikings	.....A	.....*30-14
1977	.....Cardinals	.....A	.....27-7
1979	.....Cardinals	.....H	.....37-7
1981	.....Cardinals	.....H	.....30-17
1983	.....Cardinals	.....H	.....41-31
1991	.....Vikings	.....A	.....34-7
	.....Vikings	.....H	.....28-0
1994	.....Cardinals	.....H	.....17-7
1995	.....Vikings (OT)	.....H	.....30-24
1996	.....Vikings	.....A	.....41-17
1997	.....Vikings	.....H	.....20-19
1998	.....Vikings	.....A	.....*41-21
2000	.....Vikings	.....A	.....31-14
2003	.....Cardinals	.....H	.....18-17
2006	.....Vikings	.....A	.....31-26
2008	.....Vikings	.....H	.....35-14
2009	.....Cardinals	.....H	.....30-17
2010	.....Vikings (OT)	.....A	.....27-24
2011	.....Vikings	.....A	.....34-10
2012	.....Vikings	.....A	.....21-14

\*NFC Divisional Playoff



**NEW ENGLAND PATRIOTS**  
(7-6)

1970	.....Cardinals	.....H	.....31-0
1975	.....Cardinals	.....H	.....24-17
1978	.....Patriots	.....H	.....16-6
1981	.....Cardinals	.....A	.....27-20
1984	.....Cardinals	.....A	.....33-10
1990	.....Cardinals	.....H	.....34-14
1991	.....Cardinals	.....H	.....24-10
1993	.....Patriots	.....H	.....23-21
1996	.....Patriots	.....A	.....31-0
1999	.....Patriots	.....H	.....27-3
2004	.....Patriots	.....H	.....23-12
2008	.....Patriots	.....A	.....47-7
2012	.....Cardinals	.....A	.....20-18



**NEW ORLEANS SAINTS**  
(14-13)

1967	.....Cardinals	.....H	.....31-20
1968	.....Cardinals	.....A	.....21-20
	.....Cardinals	.....H	.....31-17
1969	.....Saints	.....H	.....51-42
1970	.....Cardinals	.....H	.....24-17
1974	.....Saints	.....A	.....14-0
1977	.....Cardinals	.....H	.....49-31
1980	.....Cardinals	.....A	.....40-7
1981	.....Cardinals	.....H	.....30-3
1982	.....Cardinals	.....A	.....21-7
1983	.....Saints	.....A	.....28-17
1984	.....Saints	.....A	.....34-24
1985	.....Cardinals	.....H	.....28-16
1986	.....Saints	.....H	.....16-7
1987	.....Cardinals	.....H	.....24-19
1990	.....Saints	.....A	.....28-7
1991	.....Saints	.....H	.....27-3
1992	.....Saints	.....H	.....30-21
1993	.....Saints	.....H	.....20-17
1996	.....Cardinals	.....A	.....28-14
1997	.....Saints	.....A	.....27-10
1998	.....Cardinals	.....H	.....19-17
2000	.....Saints	.....H	.....21-10
2004	.....Cardinals	.....H	.....34-10
2007	.....Saints	.....A	.....31-24
2009	.....Saints	.....A	.....*45-14
2010	.....Cardinals	.....H	.....30-20

\*Divisional Playoff Game



## NEW YORK GIANTS (42-81-2)

1926	Giants	A	20-0
1927	Giants	A	28-7
1929	Giants	A	24-21
1930	Giants	A	25-12
	Giants	H	13-7
1935	Cardinals	A	14-13
1936	Giants	A	14-6
1938	Giants	A	6-0
1939	Giants	A	17-7
1941	Cardinals	A	10-7
1942	Giants	A	21-7
1943	Giants	A	24-13
1944	Giants	A	23-0
1946	Giants	A	28-24
1947	Giants	A	35-31
1948	Cardinals	A	63-35
1949	Giants	H	41-38
1950	Cardinals	H	17-3
	Giants	A	51-21
1951	Giants	A	28-17
	Giants	H	10-0
1952	Cardinals	A	24-23
	Giants	H	28-6
1953	Giants	A	21-7
	Giants	H	23-20
1954	Giants	H	41-10
	Giants	A	31-17
1955	Cardinals	H	28-17
	Giants	A	10-0
1956	Cardinals	H	35-27
	Giants	A	23-10
1957	Giants	A	27-14
	Giants	H	28-21
1958	Giants	H	37-7
	Cardinals	A	23-6
1959	Giants	A	9-3
	Giants	H	30-20
1960	Giants	H	35-14
	Cardinals	A	20-13
1961	Cardinals	A	21-10
	Giants	H	24-9
1962	Giants	H	31-14
	Giants	A	31-28
1963	Giants	H	38-21
	Cardinals	A	24-17
1964	Giants	A	34-17
	Tie	H	10-10
1965	Giants	A	14-10
	Giants	H	28-15
1966	Cardinals	H	24-19
	Cardinals	A	20-17
1967	Giants	H	37-20
	Giants	A	37-14
1968	Cardinals	A	28-21
1969	Cardinals	H	42-17
	Giants	A	49-6
1970	Giants	A	35-17
	Giants	H	34-17
1971	Giants	H	21-20
	Cardinals	A	24-7
1972	Giants	A	27-21
	Giants	H	13-7
1973	Cardinals	H	35-27
	Giants	A	24-13
1974	Cardinals	A	23-21
	Cardinals	H	26-14
1975	Cardinals	H	26-14
	Cardinals	A	20-13
1976	Cardinals	H	27-21
	Cardinals	A	17-14
1977	Cardinals	H	28-0
	Giants	A	27-7
1978	Cardinals	H	20-10
	Giants	A	17-0

1979	Cardinals	A	27-14
	Cardinals	H	29-20
1980	Giants	H	41-35
	Cardinals	A	23-7
1981	Giants	A	34-14
	Giants	H	20-10
1982	Cardinals	H	24-21
1983	Tie (OT)	H	20-20
	Cardinals	A	10-6
1984	Giants	A	16-10
	Cardinals	H	31-21
1985	Giants	A	27-17
	Giants	H	34-3
1986	Giants	H	13-6
	Giants	A	27-7
1987	Giants	A	30-7
	Cardinals	H	27-24
1988	Cardinals	H	24-17
	Giants	A	44-7
1989	Giants	A	35-7
	Giants	H	20-13
1990	Giants	A	20-19
	Giants	H	24-21
1991	Giants	A	20-9
	Giants	H	21-14
1992	Giants	A	31-21
	Cardinals	H	19-0
1993	Giants	A	19-17
	Cardinals	H	16-7
1994	Giants	H	20-17
	Cardinals	A	10-9
1995	Giants (OT)	A	27-21
	Giants	H	10-6
1996	Giants	A	16-8
	Cardinals	H	31-23
1997	Giants	H	27-13
	Giants	A	19-10
1998	Giants	A	34-7
	Giants	H	23-19
1999	Cardinals	H	14-3
	Cardinals	A	34-24
2000	Giants	A	33-14
	Giants	H	31-7
2001	Giants	H	17-10
	Giants	A	17-13
2002	Cardinals	H	21-7
2004	Cardinals	H	17-14
2005	Giants	A	42-19
2008	Giants	H	37-29
2009	Cardinals	A	24-17
2011	Giants	H	31-27



## NEW YORK JETS (2-6)

1971	Cardinals	H	17-10
1975	Cardinals	A	37-6
1978	Jets	A	23-10
1996	Jets	H	31-21
1999	Jets	A	12-7
2004	Jets	H	13-3
2008	Jets	A	56-35
2012	Jets	A	7-6



## OAKLAND RAIDERS (3-5)

1973	Raiders	H	17-10
1983	Cardinals	A	34-24
1989	Raiders	A	16-14
1998	Raiders	H	23-20
2001	Cardinals (OT)	A	34-31
2002	Raiders	H	41-20
2006	Raiders	A	22-9
2010	Cardinals	H	24-23



## PHILADELPHIA EAGLES (57-55-5)

1935	Cardinals	H	12-3
1936	Cardinals	H	13-0
1937	Tie	A	6-6
1938	Eagles	H	7-0
1941	Eagles	A	21-14
1943	Eagles	A	34-13
1945	Eagles	A	21-6
1947	Cardinals	A	45-21
	Cardinals	H	28-21
1948	Cardinals	H	21-14
	Eagles	A	7-0
1949	Eagles	A	28-3
1950	Eagles	H	45-7
	Cardinals	A	14-10
1951	Eagles	H	17-14
1952	Eagles	A	10-7
	Cardinals	H	28-22
1953	Eagles	H	56-17
	Eagles	A	38-0
1954	Eagles	H	35-16
	Eagles	A	30-14
1955	Tie	H	24-24
	Eagles	A	27-3
1956	Cardinals	A	20-6
	Cardinals	H	28-17
1957	Eagles	H	38-21
	Cardinals	A	31-27
1958	Tie	H	21-21
	Eagles	A	49-21
1959	Eagles	H	28-24
	Eagles	A	27-17
1960	Eagles	A	31-27
	Eagles	H	20-6
1961	Cardinals	A	30-27
	Eagles	H	20-7
1962	Cardinals	A	27-21
	Cardinals	H	45-35
1963	Cardinals	A	28-24
	Cardinals	H	38-14
1964	Cardinals	A	38-13
	Cardinals	H	36-34
1965	Eagles	A	34-27
	Eagles	H	28-24
1966	Cardinals	H	16-13
	Cardinals	A	41-10
1967	Cardinals	H	48-14
1968	Cardinals	A	45-17
1969	Eagles	H	34-30
1970	Cardinals	A	35-20
	Eagles	H	23-14
1971	Cardinals	H	37-20
	Eagles	A	19-7
1972	Tie	A	6-6
	Cardinals	H	24-23
1973	Cardinals	A	34-23
	Eagles	H	27-24
1974	Cardinals	H	7-3
	Cardinals	A	13-3
1975	Cardinals	H	31-20
	Cardinals	A	24-23
1976	Cardinals	H	31-14
	Cardinals	A	17-14
1977	Cardinals	A	21-17
	Cardinals	H	21-16
1978	Cardinals	A	16-10
	Eagles	H	14-10
1979	Eagles	H	24-20
	Eagles	A	16-13
1980	Cardinals	H	24-14
	Eagles	A	17-3
1981	Eagles	H	52-10
	Eagles	A	38-0
1982	Cardinals	A	23-20
1983	Cardinals	A	14-11
	Cardinals	H	31-7

1984	Cardinals	A	34-14
	Cardinals	H	17-16
1985	Eagles	A	30-7
	Eagles	H	24-14
1986	Cardinals	H	13-10
	Tie (OT)	A	10-10
1987	Eagles	H	28-23
	Cardinals	A	31-19
1988	Eagles	A	31-21
	Eagles	H	23-17
1989	Eagles	H	17-5
	Eagles	A	31-14
1990	Cardinals	A	23-21
	Eagles	H	23-21
1991	Cardinals	A	26-10
	Eagles	H	34-14
1992	Eagles	H	31-14
	Eagles	A	7-3
1993	Eagles	A	23-17
	Cardinals	H	16-3
1994	Eagles	A	17-7
	Cardinals	H	12-6
1995	Eagles	H	31-19
	Eagles	A	21-20
1996	Cardinals	H	36-30
	Eagles	A	29-19
1997	Eagles (OT)	A	13-10
	Cardinals	H	31-21
1998	Cardinals	H	17-3
	Cardinals (OT)	A	20-17
1999	Cardinals	A	25-24
	Cardinals	H	21-17
2000	Eagles	H	33-14
	Eagles	A	34-9
2001	Cardinals	A	21-20
	Eagles	H	21-7
2002	Eagles	A	38-14
2005	Cardinals	H	27-21
2008	Eagles	A	48-20
	Cardinals	H	**32-25
2011	Cardinals	A	21-17
2012	Cardinals	H	27-6

\*\* NFC Championship Game

\*Philadelphia-Pittsburgh played as merged team in 1943.

+NFL Championship Game



## PITTSBURGH STEELERS (23-34-3)

1933	Steelers	H	14-13
1935	Steelers	A	17-13
1936	Cardinals	H	14-6
1937	Cardinals	A	13-7
1939	Cardinals	A	10-0
1940	Tie	A	7-7
1942	Steelers	A	19-3
1943	Steelers	A	34-13
1945	Steelers	A	23-0
1946	Steelers	A	14-7
1948	Cardinals	A	24-7
1950	Steelers	H	28-17
	Steelers	A	28-7
1951	Steelers	H	28-14
1952	Steelers	H	34-28
	Steelers	A	17-14
1953	Steelers	A	31-28
	Steelers	H	21-17
1954	Cardinals	H	17-14
	Steelers	A	20-17
1955	Steelers	A	14-7
	Cardinals	H	27-13
1956	Steelers	A	14-7
	Cardinals	H	38-27
1957	Steelers	A	29-20
	Steelers	H	27-2
1958	Steelers	H	27-20
	Steelers	A	38-21

1959	Cardinals	H	45-24
	Steelers	A	35-20
1960	Steelers	A	27-14
	Cardinals	H	38-7
1961	Steelers	A	30-27
	Cardinals	H	20-0
1962	Steelers	H	26-17
	Steelers	A	19-7
1963	Steelers	A	23-10
	Cardinals	H	24-23
1964	Cardinals	H	34-30
	Cardinals	A	21-20
1965	Cardinals	A	20-7
	Cardinals	H	21-17
1966	Steelers	A	30-9
	Cardinals	A	6-3
1967	Cardinals	A	28-14
	Tie	H	14-14
1968	Tie	H	28-28
	Cardinals	A	20-10
1969	Cardinals	A	27-14
	Cardinals	H	47-10
1972	Steelers	H	25-19
1979	Steelers	H	24-21
1985	Steelers	A	23-10
1988	Cardinals	H	31-14
1994	Cardinals (OT)	H	20-17
1997	Steelers (OT)	H	26-20
2003	Steelers	A	28-15
2007	Cardinals	H	21-14
2008	Steelers	H	**27-23
2011	Steelers	H	32-20

\*\* Super Bowl XLIII

\*Pittsburgh-Philadelphia played as a merged team in 1943



## SAN DIEGO CHARGERS (3-9)

1971	Chargers	A	20-17
1976	Chargers	A	43-24
1983	Cardinals	H	44-14
1987	Chargers	A	28-24
1989	Chargers	H	24-13
1992	Chargers	H	27-21
1995	Chargers	A	28-25
1998	Cardinals	H	16-13
2001	Cardinals	A	20-17
2002	Chargers	H	23-15
2006	Chargers	A	27-20
2010	Chargers	A	41-10



## SAN FRANCISCO 49ERS (17-26)

1951	Cardinals	A	27-21
1957	Cardinals	A	20-10
1962	49ers	H	24-17
1964	Cardinals	A	23-13
1968	49ers	A	35-17
1971	49ers	H	26-14
1974	Cardinals	A	34-9
1976	Cardinals (OT)	H	23-20
1978	Cardinals	A	16-10
1979	Cardinals	H	13-10
1980	49ers (OT)	A	24-21
1982	49ers	H	31-20
1983	49ers	H	42-27
1986	49ers	A	43-17
1987	49ers	A	34-28
1988	Cardinals	H	24-23
1991	49ers	A	14-10
1992	Cardinals	H	24-14

1993	49ers	A	28-14
1999	49ers	H	24-10
2000	49ers	A	27-20
2002	49ers	A	38-28
	49ers	H	17-14
2003	Cardinals (OT)	H	16-13
	49ers	A	50-14
2004	49ers (OT)	A	31-28
	49ers (OT)	H	31-28
2005	Cardinals	H*	31-14
	Cardinals	A	17-10
2006	Cardinals	H+	34-27
	Cardinals	A	26-20
2007	49ers	A	20-17
	49ers (OT)	H	37-31
2008	Cardinals	A	23-13
	Cardinals	H	29-24
2009	49ers	H	20-16
	49ers	A	24-9
2010	49ers	H	27-6
	49ers	A	38-7
2011	49ers	A	23-7
	Cardinals	H	21-19
2012	49ers	H	24-3
	49ers	A	27-13

+First regular season game at University of Phoenix Stadium

\*Mexico City



## SEATTLE SEAHAWKS (15-13)

1976	Cardinals	A	30-24
1983	Cardinals	H	33-28
1989	Cardinals	A	34-24
1993	Cardinals (OT)	A	30-27
1995	Cardinals (OT)	H	20-14
1998	Seahawks	A	33-14
2002	Cardinals	A	27-14
	Seahawks	H	27-6
2003	Seahawks	H	38-0
	Seahawks	A	28-10
2004	Cardinals	H	25-17
	Seahawks	A	24-21
2005	Seahawks	A	37-12
	Seahawks	H	33-19
2006	Seahawks	A	21-10
	Cardinals	H	27-21
2007	Cardinals	H	23-20
	Seahawks	A	42-21
2008	Cardinals	A	26-20
	Cardinals	H	34-21
2009	Cardinals	A	27-3
	Cardinals	H	31-20
2010	Seahawks	A	22-10
	Seahawks	H	36-18
2011	Seahawks	A	13-10
	Cardinals (OT)	H	23-20
2012	Cardinals	H	20-16
	Seahawks	A	58-0



## ST. LOUIS RAMS (33-34-2)

1937	Cardinals	A	6-0
	Cardinals	H	13-7
1938	Cardinals	A	7-6
	Cardinals	H	31-17
1939	Rams	H	24-0
	Rams	A	14-0
1940	Rams	A	26-14
	Cardinals	H	17-7





1941	Rams	A	10-6
	Cardinals	H	7-0
1942	Cardinals	H	7-0
	Rams	A	7-3
1945	Rams	A	21-0
	Rams	H	35-21
1946	Cardinals	H	34-10
	Rams	A	17-14
1947	Rams	A	27-7
	Cardinals	H	17-10
1948	Cardinals	A	27-22
	Cardinals	H	27-24
1949	Tie	H	28-28
	Cardinals	A	31-27
1951	Rams	A	45-21
1953	Tie	H	24-24
1954	Rams	A	28-17
1958	Rams	H	20-14
1960	Cardinals	A	43-21
1965	Rams	H	27-3
1968	Rams	H	24-13
1970	Rams	A	34-13
1972	Cardinals	H	24-14
1975	Rams	A	*35-23
1976	Cardinals	A	30-28
1979	Rams	A	21-0
1980	Rams	H	21-13
1984	Rams	H	16-13
1985	Rams	A	46-14
1986	Rams	H	16-10
1987	Rams	H	27-24
1988	Cardinals	A	41-27
1989	Rams	A	37-14
1991	Cardinals	A	24-14
1992	Cardinals	A	20-14
1993	Cardinals	H	38-10
1994	Rams	A	14-12
1996	Cardinals (OT)	H	31-28
1998	Cardinals	A	20-17
2002	Rams	H	27-14
	Rams	A	30-28
2003	Rams	A	37-13
	Rams (OT)	H	30-27
2004	Rams	A	17-10
	Cardinals	H	31-7
2005	Rams	H	17-12
	Cardinals	A	38-28
2006	Rams	H	16-14
	Cardinals	A	34-20
2007	Cardinals	A	34-31
	Cardinals	H	48-19
2008	Cardinals	A	34-13
	Cardinals	H	34-10
2009	Cardinals	A	21-13
	Cardinals	H	31-10
2010	Cardinals	A	17-13
	Rams	H	19-6
2011	Cardinals (OT)	H	19-13
	Cardinals	A	23-20
2012	Rams	A	17-3
	Rams	H	31-17

\*NFC Divisional Playoff



## TAMPA BAY BUCCANEERS (8-9)

1977	Buccaneers	A	17-7
1981	Buccaneers	A	20-10
1983	Cardinals	A	34-27
1985	Buccaneers	A	16-0
1986	Cardinals	A	21-17
	Cardinals	H	30-19
1987	Cardinals	H	31-28
	Cardinals	A	31-14
1988	Cardinals	A	30-24

1989	Buccaneers	H	14-13
1992	Buccaneers	A	23-7
	Buccaneers	H	7-3
1996	Cardinals	H	13-9
1997	Buccaneers	A	19-18
2004	Cardinals	H	12-7
2007	Buccaneers	A	17-10
2010	Buccaneers	H	38-35



## TENNESSEE OILERS/TITANS (5-4)

1970	Cardinals	H	44-0
1974	Cardinals	A	31-27
1979	Cardinals	A	24-17
1985	Oilers	H	20-10
1988	Oilers	A	38-20
1994	Cardinals	A	30-12
1997	Oilers	H	41-14
2005	Cardinals	H	20-10
2009	Titans	A	20-17



## WASHINGTON REDSKINS (44-75-2)

1932	Cardinals	A	9-0
	Braves	H	8-6
1933	Redskins	H	10-0
	Tie	A	0-0
1934	Redskins	A	9-0
1935	Cardinals	A	6-0
1936	Redskins	A	13-10
1937	Cardinals	A	21-14
1939	Redskins	A	28-7
1940	Redskins	A	28-21
1942	Redskins	A	28-0
1943	Redskins	A	13-7
1944	Redskins	A	42-20
1945	Redskins	A	24-21
1947	Redskins	A	45-21
1949	Cardinals	H	38-7
1950	Cardinals	A	38-28
1951	Redskins	H	7-3
	Redskins	A	20-17
1952	Redskins	H	23-7
	Cardinals	A	17-6
1953	Redskins	H	24-13
	Redskins	A	28-17
1954	Cardinals	H	38-16
	Redskins	A	37-20
1955	Cardinals	A	24-10
	Redskins	H	31-0
1956	Cardinals	A	31-13
	Redskins	H	17-14
1957	Redskins	H	37-14
	Cardinals	A	44-14
1958	Cardinals	H	37-10
	Redskins	A	45-31
1959	Cardinals	H	49-21
	Redskins	A	23-14
1960	Cardinals	H	44-7
	Cardinals	A	26-14
1961	Cardinals	A	24-0
	Cardinals	H	38-24
1962	Redskins	A	24-14
	Tie	H	17-17
1963	Cardinals	A	21-7
	Cardinals	H	24-20
1964	Cardinals	A	23-17
	Cardinals	H	38-24

1965	Cardinals	A	37-16
	Redskins	H	24-20
1966	Cardinals	H	23-7
	Redskins	A	26-20
1967	Cardinals	A	27-21
1968	Cardinals	H	41-14
1969	Redskins	A	33-17
1970	Cardinals	H	27-17
	Redskins	A	28-27
1971	Redskins	H	24-17
	Redskins	A	20-0
1972	Redskins	A	24-10
	Redskins	H	33-3
1973	Cardinals	H	34-27
	Redskins	A	31-13
1974	Cardinals	A	17-10
	Cardinals	H	23-20
1975	Redskins	A	27-17
	Cardinals (OT)	H	20-17
1976	Redskins	A	20-10
	Redskins	H	20-16
1977	Redskins	A	24-14
	Redskins	H	26-20
1978	Redskins	H	28-10
	Cardinals	A	27-17
1979	Redskins	H	17-7
	Redskins	A	30-28
1980	Redskins	A	23-0
	Redskins	H	31-7
1981	Cardinals	H	40-30
	Redskins	A	42-21
1982	Redskins	H	12-7
	Redskins	A	28-0
1983	Redskins	H	38-14
	Redskins	A	45-7
1984	Cardinals	H	26-24
	Redskins	A	29-27
1985	Redskins	A	27-10
	Redskins	H	27-16
1986	Redskins	A	28-21
	Redskins	H	20-17
1987	Redskins	A	28-21
	Redskins	H	34-17
1988	Cardinals	H	30-21
	Redskins	A	33-17
1989	Redskins	A	30-28
	Redskins	H	29-10
1990	Redskins	A	31-0
	Redskins	H	38-10
1991	Redskins	A	34-0
	Cardinals	H	20-14
1992	Cardinals	H	27-24
	Redskins	A	41-3
1993	Cardinals	A	17-10
	Cardinals	H	36-6
1994	Cardinals (OT)	A	19-16
	Cardinals	H	17-15
1995	Redskins	A	27-7
	Cardinals	H	24-20
1996	Cardinals (OT)	A	37-34
	Cardinals	H	27-26
1997	Redskins (OT)	A	19-13
	Redskins	H	38-28
1998	Cardinals	H	29-27
	Cardinals	A	45-42
1999	Redskins	H	24-10
	Redskins	A	28-3
2000	Cardinals	H	16-15
	Redskins	A	20-3
2001	Redskins	H	20-10
	Redskins	A	17-10
2002	Redskins	A	31-21
2005	Redskins	H	17-13
2007	Redskins	A	21-19
2008	Redskins	A	24-17
2011	Redskins	A	22-21

# ANNUAL STATISTICAL LEADERS

## SCORING

Year	Player	TDs	PAT	FG	Pts.
1945	Leo Cantor	5	0	0	30
1946	Ward Cuff	2	28-30	5-12	55
1947	Pat Harder	7	39-40	7-10	102
1948	Pat Harder	6	*53-53	7-17	110
1949	Pat Harder	8	45-47	3-5	102
1950	Bob Shaw	12	0	0	72
1951	Billy Cross	6	0	0	36
1952	Ollie Matson	9	0	0	54
1953	Pat Summerall	0	23-23	9-24	50
1954	Ollie Matson	9	0	0	54
1955	Pat Summerall	1	23-25	8-19	53
1956	Pat Summerall	0	30-30	10-18	60
1957	Ollie Matson	9	0	0	54
1958	Ollie Matson	10	0	0	60
1959	Bobby Joe Conrad	6	30-31	6-9	84
1960	Sonny Randle	15	0	0	90
1961	Sonny Randle	9	0	0	54
1962	John David Crow	*17	0	0	102
1963	Jim Bakken	0	44-44	11-21	77
1964	Jim Bakken	0	40-40	25-38	115
1965	Jim Bakken	0	33-33	21-31	96
1966	Jim Bakken	0	27-28	23-40	96
1967	Jim Bakken	0	36-36	27-39	117
1968	Jim Bakken	0	40-40	15-24	85
1969	Jim Bakken	0	38-40	12-24	74
1970	Jim Bakken	0	37-38	20-32	97
1971	Jim Bakken	0	24-24	21-32	87
1972	Jim Bakken	0	19-21	14-22	61
1973	Jim Bakken	0	31-31	23-32	100
1974	Jim Bakken	0	30-36	13-22	69
1975	Jim Bakken	0	40-41	19-24	97
1976	Jim Bakken	0	33-35	20-27	93
1977	Jim Bakken	0	35-36	7-16	56
1978	Jim Bakken	0	27-31	11-22	60
1979	Ottis Anderson	10	0	0	60

Year	Player	TDs	PAT	FG	Pts.
1980	Ottis Anderson	9	0	0	54
1981	Neil O'Donoghue	0	36-37	19-32	93
1982	Neil O'Donoghue	0	15-16	8-13	39
1983	Neil O'Donoghue	0	45-47	15-29	90
1984	Neil O'Donoghue	0	48-51	23-35	117
1985	Stump Mitchell	10	0	0	60
1986	John Lee	0	14-17	8-13	38
1987	Jim Gallery	0	30-31	9-19	57
1988	Al Del Greco	0	42-44	12-21	78
1989	Al Del Greco	0	28-29	18-26	82
1990	Al Del Greco	0	31-31	17-27	82
1991	Greg Davis	0	19-19	21-30	82
1992	Greg Davis	0	28-28	13-26	67
1993	Greg Davis	0	37-37	21-28	100
1994	Greg Davis	0	17-17	20-26	77
1995	Greg Davis	0	19-19	30-39	109
1996	Kevin Butler	0	17-19	14-17	59
1997	Joe Nedney	0	19-19	11-17	52
1998	Joe Nedney	0	30-30	13-19	69
1999	Chris Jacke	0	26-26	19-27	83
2000	Cary Blanchard	0	18-19	16-23	66
2001	Bill Gramatica	0	25-25	16-20	73
2002	Bill Gramatica	0	29-29	15-21	74
2003	Anquan Boldin	8	0	0	48
2004	Neil Rackers	0	28-28	22-29	94
2005	Neil Rackers	0	20-20	*40-42	*140
2006	Neil Rackers	0	32-32	28-37	116
2007	Neil Rackers	0	47-48	21-30	110
2008	Neil Rackers	0	44-44	25-28	119
2009	Neil Rackers	0	37-38	16-17	85
2010	Jay Feely	1	29-29	24-27	107
2011	Jay Feely	0	33-33	19-24	90
2012	Jay Feely	0	25-25	25-28	100

\*Cardinal record

## RUSHING

Year	Player	Att.	Yards	Avg.	Long	TDs
1945	Frank Seno	93	355	3.0	47	2
1946	Pat Harder	106	545	5.1	55	4
1947	Elmer Angsman	110	412	3.7	18	7
1948	Charley Trippi	128	690	5.4	50	6
1949	Elmer Angsman	125	674	5.4	*82t	6
1950	Pat Harder	99	454	4.6	22	1
1951	Charley Trippi	78	501	6.4	32	4
1952	Charley Trippi	72	350	4.9	59	4
1953	Charley Trippi	97	443	4.5	21	0
1954	Ollie Matson	101	506	5.0	79	4
1955	Ollie Matson	109	475	4.3	54	1
1956	Ollie Matson	192	924	4.8	79	5
1957	Ollie Matson	134	577	4.3	57	6
1958	Ollie Matson	129	505	3.9	55	5
1959	John David Crow	140	666	4.8	73t	3
1960	John David Crow	183	1,071	*5.9	57	6
1961	Prentice Gautt	129	523	4.1	54t	3
1962	John David Crow	192	751	3.9	35	*14
1963	Joe Childress	174	701	4.0	28	2
1964	John David Crow	163	554	3.4	57	7
1965	Bill Triplett	174	617	3.5	59t	6
1966	Johanny Roland	192	695	3.6	50	5
1967	Johanny Roland	234	876	3.7	70	10
1968	Willis Crenshaw	203	813	4.0	66t	6
1969	Cid Edwards	107	504	4.7	48	3
1970	MacArthur Lane	206	977	4.7	75	11
1971	MacArthur Lane	150	592	3.9	40	3
1972	Donny Anderson	153	536	3.5	19	4
1973	Donny Anderson	167	679	4.1	54	10
1974	Terry Metcalf	152	718	4.7	75	6
1975	Jim Otis	269	1,076	4.0	30	5
1976	Jim Otis	233	891	3.8	23	2
1977	Terry Metcalf	149	739	5.0	62	4
1978	Jim Otis	197	664	3.4	17	8
1979	Ottis Anderson	331	*1,605	4.8	76	8

Year	Player	Att.	Yards	Avg.	Long	TDs
1980	Ottis Anderson	301	1,352	4.5	52	9
1981	Ottis Anderson	328	1,376	4.2	28	9
1982	Ottis Anderson	145	587	4.0	64	3
1983	Ottis Anderson	296	1,270	4.3	43	5
1984	Ottis Anderson	289	1,174	4.1	24	6
1985	Stump Mitchell	183	1,006	5.5	64	7
1986	Stump Mitchell	174	800	4.6	44	5
1987	Stump Mitchell	203	781	3.8	42	3
1988	Earl Ferrell	202	924	4.6	47	7
1989	Earl Ferrell	149	502	3.4	44t	6
1990	Johnny Johnson	234	924	4.0	41	5
1991	Johnny Johnson	196	666	3.4	21	4
1992	Johnny Johnson	178	734	4.1	42t	6
1993	Ronald Moore	263	1,018	3.9	20	9
1994	Ronald Moore	232	780	3.4	24	4
1995	Garrison Hearst	284	1,070	3.8	38	1
1996	LeShon Johnson	141	634	4.5	70t	3
1997	Leeland McElroy	135	424	3.1	18	2
1998	Adrian Murrell	274	1,042	3.8	32	8
1999	Adrian Murrell	193	553	2.9	22	0
2000	Michael Pittman	184	719	3.9	29	4
2001	Michael Pittman	241	846	3.5	42	5
2002	Marcel Shipp	188	834	4.4	56	6
2003	Marcel Shipp	228	830	3.6	36	0
2004	Emmitt Smith	267	937	3.5	29t	9
2005	Marcel Shipp	157	451	2.9	19	0
2006	Edgerrin James	*337	1,159	3.4	18	6
2007	Edgerrin James	324	1,222	3.8	27	7
2008	Edgerrin James	133	514	3.9	35	3
2009	Beanie Wells	176	793	4.5	33	7
2010	Tim Hightower	153	736	4.8	80t	5
2011	Beanie Wells	245	1,047	4.3	71	10
2012	LaRod Stephens-Howling	110	356	3.2	52	4

\*Cardinal record

## PASSING

Year	Player	Att.	Comp.	Pct.	Yards	Long	TDs	Int.	Rating
1945	Paul Christman	219	89	40.6	1,147	70	5	12	42.5
1946	Paul Christman	229	100	43.7	1,656	82t	13	18	54.7
1947	Paul Christman	301	138	45.8	2,191	80	17	22	59.1
1948	Ray Mallouf	143	73	51	1,160	54t	13	6	91.2
1949	Paul Christman	151	75	49.7	1,015	50t	11	13	60
1950	Jim Hardy	257	117	45.5	1,636	58t	17	24	49.8
1951	Charley Trippi	191	88	46.1	1,191	80t	8	13	52.1
1952	Charley Trippi	181	84	46.4	890	56t	5	13	40.5
1953	Jim Root	192	80	41.9	1,149	77	8	11	52.1
1954	Lamar McHan	255	105	41.2	1,475	70	6	22	32.6
1955	Lamar McHan	207	78	38.8	1,085	74t	11	19	35.5
1956	Lamar McHan	152	72	47.4	1,159	75	10	8	73.3
1957	Lamar McHan	200	87	43.5	1,568	83t	11	15	58
1958	M.C. Reynolds	195	105	53.8	1,422	91t	11	11	72.6
1959	King Hill	181	82	45.3	1,015	31t	7	13	46.2
1960	John Roach	188	87	46.3	1,423	57t	17	18	62.6
1961	Sam Etcheverry	196	96	48.9	1,423	78	14	11	70.3
1962	Charley Johnson	308	150	48.7	2,275	86t	16	20	65.9
1963	Charley Johnson	423	222	52.5	3,280	78t	28	21	79.3
1964	Charley Johnson	420	225	53.1	3,045	78t	21	24	69.4
1965	Charley Johnson	322	155	48.1	2,439	78t	18	15	72.8
1966	Charley Johnson	205	103	50.2	1,334	69t	10	11	64.8
1967	Jim Hart	397	192	48.4	3,008	76t	19	30	58.3
1968	Jim Hart	316	140	44.3	2,059	80t	15	05	58.4
1969	Charley Johnson	260	131	50.4	1,847	84t	13	13	69.5
1970	Jim Hart	373	171	45.8	2,574	79	14	18	61.6
1971	Jim Hart	243	110	45.3	1,626	57t	8	14	54.5
1972	Gary Cuozzo	158	69	43.7	897	68t	5	11	43.6
1973	Jim Hart	320	178	55.6	2,223	69t	15	10	80.1
1974	Jim Hart	388	200	51.6	2,411	80t	20	8	79.5
1975	Jim Hart	345	182	52.8	2,507	80t	19	19	71.8
1976	Jim Hart	388	218	56.2	2,946	77t	18	13	81.7
1977	Jim Hart	354	185	52.3	2,534	69	13	20	64.5
1978	Jim Hart	477	240	50.3	3,121	74	16	18	66.7
1979	Jim Hart	378	194	51.3	2,218	48	9	20	55.2
1980	Jim Hart	425	228	53.7	2,946	69t	16	20	68.8
1981	Jim Hart	241	134	55.6	1,694	58t	11	14	70.1
1982	Neil Lomax	205	109	53.2	1,367	42	5	6	70.4
1983	Neil Lomax	354	209	59	2,636	71t	24	11	92
1984	Neil Lomax	560	345	61.6	*4,614	83t	28	16	92.5
1985	Neil Lomax	471	266	56.5	3,214	47	18	12	79.9
1986	Neil Lomax	421	240	57	2,583	48t	13	12	73.4
1987	Neil Lomax	463	275	59.4	3,387	57	24	12	88.5
1988	Neil Lomax	443	255	57.6	3,395	93t	20	11	86.7
1989	Gary Hogeboom	364	204	56	2,591	59t	14	19	69.5
1990	Timm Rosenbach	437	237	54.2	3,098	68t	16	17	72.8
1991	Tom Tupa	315	165	52.4	2,053	65t	6	13	62
1992	Chris Chandler	413	245	59.3	2,832	72t	15	15	77.1
1993	Steve Beuerlein	418	258	61.7	3,164	65t	18	17	82.5
1994	Steve Beuerlein	255	130	51	1,545	63	5	9	61.6
1995	Dave Krieg	521	304	58.3	3,554	48	16	21	72.6
1996	Boomer Esiason	339	190	56	2,293	64t	11	14	70.6
1997	Jake Plummer	296	157	53	2,203	70t	15	15	73.1
1998	Jake Plummer	547	324	59.2	3,737	57	17	20	75
1999	Jake Plummer	381	201	52.8	2,111	63	9	24	50.8
2000	Jake Plummer	475	270	56.8	2,946	70t	13	21	66
2001	Jake Plummer	525	304	57.9	3,653	68t	18	14	79.6
2002	Jake Plummer	530	284	53.6	2,972	80t	18	20	65.7
2003	Jeff Blake	367	208	56.7	2,247	71t	13	15	69.6
2004	Josh McCown	408	233	57.1	2,511	48	11	10	74.1
2005	Kurt Warner	375	242	64.5	2,713	63	11	9	85.8
2006	Matt Leinart	377	214	56.8	2,547	57	11	12	74.0
2007	Kurt Warner	451	281	62.3	3,417	62	27	17	89.8
2008	Kurt Warner	*598	*401	*67.1	4,583	79t	*30	14	*96.9
2009	Kurt Warner	513	339	66.1	3,753	45	26	14	93.2
2010	Derek Anderson	327	169	51.7	2,065	43	7	10	65.9
2011	Kevin Kolb	253	146	57.7	1,955	73t	9	8	81.0
2012	Kevin Kolb	183	109	59.6	1,169	46t	8	3	86.1

## QUARTERBACK SACKS (OFFICIAL STATISTIC BEGAN IN 1982)

Year	Player	Position	Total	Year	Player	Position	Total
1970	Chuck Walker	DE	8.0	1993	Ken Harvey	LB	9.5
1971	Bob Rowe	DT	6.0	1994	Eric Swann	DT	7.0
1972	Ron Yankowski	DE	6.0	1995	Clyde Simmons	DE	11.0
1973	Bob Rowe	DT	6.5	1996	Simeon Rice	DE	12.5
1974	Ron Yankowski	DE	9.0	1997	Eric Swann	DT	7.5
1975	Bob Bell	DE	6.0	1998	Simeon Rice, DE	10.0	
1976	John Zook	DE	9.5	1999	Simeon Rice, DE	16.5	
1977	Mike Dawson	DT	8.0	2000	Simeon Rice, DE	7.5	
1978	Mike Dawson	DT	9.0	2001	Rob Fredrickson	LB	4.0
1979	Bob Pollard	DE	9.0	2002	Kyle Vanden Bosch	DE	4.0
1980	Curtis Greer	DE	6.5	2003	Dennis Johnson	DE	3.0
1981	Curtis Greer	DE	12.5		Ray Thompson	LB	3.0
1982	Curtis Greer	DE	7.5	2004	Bertrand, Berry	DE	14.5
1983	Curtis Greer	DE	16.0	2005	Adrian Wilson	SS	**8.0
1984	Curtis Greer	DE	14.0	2006	Chike Okefor	DE	8.5
1985	Curtis Greer	DE	7.0	2007	Darnell Dockett	DT	9.0
1986	Al Baker	DE	10.0	2008	Bertrand Berry	DE	5.0
1987	Freddie Joe Nunn	DE	11.0	2009	Darnell Dockett	DT	7.0
1988	Freddie Joe Nunn	DE	14.0		Calais Campbell	DE	7.0
1989	Ken Harvey	LB	7.0	2010	Calais Campbell	DE	8.0
1990	Ken Harvey	LB	10.0	2011	Calais Campbell	DE	8.0
1991	Ken Harvey	LB	8.0	2012	Daryl Washington	LB	8.0
1992	Ken Harvey	LB	6.0		**NFL record for defensive back		**Cardinal record

## RECEIVING

Year	Player	No.	Yards	Avg.	Long	TDs
1945	Billy Dewell	26	370	14.2	70	1
1946	Billy Dewell	27	643	*23.8	82†	7
	Mal Kutner	27	634	23.5	63	5
1947	Mal Kutner	43	994	21.9	70	7
1948	Mal Kutner	41	943	23.0	71	14
1949	Charley Trippi	34	484	14.1	49	6
1950	Bob Shaw	48	971	20.2	65	12
1951	Fran Polsfoot	57	796	14.0	80†	4
1952	Don Stonesifer	54	617	11.4	26	0
1953	Don Stonesifer	56	684	12.2	46	2
1954	Don Stonesifer	44	607	13.8	39	3
1955	Don Stonesifer	28	330	11.8	28	5
1956	Don Stonesifer	22	320	14.5	58	2
1957	Gern Nagler	27	475	17.6	83†	4
1958	Woodley Lewis	46	690	15.0	64	4
1959	Woodley Lewis	34	534	15.7	85†	3
1960	Sonny Randle	62	892	14.4	57	+15
1961	Sonny Randle	44	591	13.4	41	9
1962	Sonny Randle	63	1,158	18.4	+86†	7
1963	Bobby Joe Conrad	73	967	13.2	48	10
1964	Bobby Joe Conrad	61	780	12.8	53	6
1965	Bobby Joe Conrad	58	909	15.7	71	5
1966	Jackie Smith	45	810	18.0	69	3
1967	Jackie Smith	56	1,205	21.5	76†	9
1968	Jackie Smith	49	789	16.1	65	2
1969	Dave Williams	56	702	12.5	61	7
1970	John Gilliam	45	952	21.1	79	5
1971	John Gilliam	42	837	19.9	54	3
1972	Johnny Roland	38	321	8.4	27	2
1973	Jackie Smith	41	600	14.6	42	1
	Donny Anderson	41	409	10.0	44	3
1974	Terry Metcalf	50	377	7.5	22	1
1975	Mel Gray	48	926	19.3	74	11
1976	Ike Harris	52	782	15.0	40	1
1977	Ike Harris	40	547	13.7	38	3
1978	Pat Tilley	62	900	14.5	43	3
1979	Pat Tilley	57	938	16.4	51†	6

## PUNTING

Year	Player	No.	Avg.	Long	Blocked
1945	James Reynolds	38	36.4	48	0
1946	William Blackburn	35	41.9	60	0
1947	Ray Mallouf	43	39.9	62	0
1948	Ray Mallouf	45	39.0	61	0
1949	John Cochran	52	42.0	66	0
1950	Jim Hardy	56	39.4	76	0
1951	Fran Polsfoot	47	40.7	56	0
1952	Frank Tripucka	35	37.5	57	0
1953	Charley Trippi	54	42.8	63	0
1954	Charley Trippi	59	39.1	62	0
1955	Dave Mann	43	40.0	60	0
1956	Dave Mann	36	37.4	58	1
1957	Dave Mann	59	42.5	67	0
1958	Bobby Gordon	55	38.0	66	0
1959	Jerry Norton	59	44.9	60	0
1960	Jerry Norton	39	45.6	62	0
1961	Jerry Norton	85	44.7	78	1
1962	Sam Etcheverry	59	38.3	61	1
1963	Jerry Stovall	65	40.7	69	0
1964	Jackie Smith	41	40.4	64	0
1965	Jackie Smith	39	39.3	62	1
1966	Jackie Smith	47	37.9	56	1
1967	Chuck Latourette	62	40.8	67	0
1968	Chuck Latourette	65	41.6	55	0
1969	King Hill	73	37.6	57	1
1970	Chuck Latourette	65	40.9	59	0
1971	Chuck Latourette	56	38.5	55	1
1972	Donny Anderson	72	39.5	61	0
1973	Gary Kieithley	66	37.5	55	1
1974	Hal Roberts	81	38.7	57	0
1975	Jeff West	64	37.7	58	1
1976	Terry Joyce	64	36.4	54	2
1977	Duane Carrell	49	35.9	53	0
1978	Mike Wood	51	37.6	*81	0
1979	Steve Little	80	38.2	56	2

Year	Player	No.	Yards	Avg.	Long	TDs
1980	Pat Tilley	68	966	14.2	60†	6
1981	Pat Tilley	66	1,040	15.7	75	3
1982	Pat Tilley	36	465	14.5	34	2
1983	Roy Green	78	1,227	15.7	71†	14
1984	Roy Green	78	1,555	19.9	83†	12
1985	Roy Green	50	693	13.9	47	5
1986	J.T. Smith	80	1,014	12.7	45	6
1987	J.T. Smith	91	1,117	12.3	38	8
1988	J.T. Smith	83	986	11.9	29	5
1989	J.T. Smith	62	778	12.5	31	5
1990	Ricky Proehl	56	802	14.3	45†	4
1991	Ernie Jones	61	957	15.7	53	4
1992	Ricky Proehl	60	744	12.4	63†	3
1993	Larry Centers	66	603	9.1	29	3
1994	Larry Centers	77	647	8.4	36	2
1995	Larry Centers	101	962	9.5	32	2
1996	Larry Centers	99	766	7.7	39	7
1997	Rob Moore	97	1,584	16.3	47†	8
1998	Frank Sanders	89	1,145	12.9	42	3
1999	Frank Sanders	79	954	12.1	63	1
2000	Michael Pittman	73	579	7.9	36†	2
2001	David Boston	98+*	1,598	16.3	63†	8
2002	Freddie Jones	44	358	8.1	24	1
2003	Anquan Boldin	101	1,377	13.6	71†	8
2004	Larry Fitzgerald	58	780	13.4	48	8
2005	Larry Fitzgerald+***	103	1,409	13.7	47	10
2006	Anquan Boldin	83	1,203	14.5	64	4
2007	Larry Fitzgerald	*100	*1,409	14.1	48†	10
2008	Larry Fitzgerald	*96	*1,431	14.9	78†	**12
2009	Larry Fitzgerald	97	1,092	11.3	34†	**13
2010	Larry Fitzgerald	90	1,137	12.6	41	6
2011	Larry Fitzgerald	80	1,411	17.6	73†	8
2012	Larry Fitzgerald	71	798	11.2	37†	4

+Cardinal record

\*\*NFL Leader

\*NFC Leader

Year	Player	No.	Avg.	Long	Blocked
1980	Larry Swider	99	41.5	66	1
1981	Carl Birdsong	69	41.8	75	0
1982	Carl Birdsong	54	43.8	65	0
1983	Carl Birdsong	85	41.5	59	0
1984	Carl Birdsong	67	38.7	59	1
1985	Carl Birdsong	85	41.7	67	2
1986	Greg Cater	61	37.2	52	1
1987	Greg Horne	24	40.5	51	0
1988	Greg Horne	79	40.9	66	1
1989	Rich Camarillo	76	43.4	58	0
1990	Rich Camarillo	67	42.8	63	0
1991	Rich Camarillo	76	45.3	60	1
1992	Rich Camarillo	54	42.9	73	0
1993	Rich Camarillo	73	43.7	61	0
1994	Jeff Feagles	98	40.8	54	0
1995	Jeff Feagles	72	43.8	60	0
1996	Jeff Feagles	76	43.8	68	1
1997	Jeff Feagles	91	44.3	62	1
1998	Scott Player	81	41.7	67	1
1999	Scott Player	94	42.0	60	0
2000	Scott Player	65	44.2	55	0
2001	Scott Player	67	41.5	58	0
2002	Scott Player	88	43.9	58	1
2003	Scott Player	82	42.8	64	1
2004	Scott Player	98	43.2	57	1
2005	Scott Player	73	43.9	60	1
2006	Scott Player	66	44.9	58	2
2007	Mike Barr	59	40.4	61	1
2008	Dirk Johnson	40	41.8	59	0
2009	Ben Graham	86	*47.0	64	0
2010	Ben Graham	94	43.4	65	0
2011	Dave Zastudil	87	45.2	66	0
2012	Dave Zastudil	*112	46.5	70	0

\*Cardinal record



## PUNT RETURNS

Year	Player	No.	Yards	Avg.	Long	TDs
1945	Frank Seno	10	103	10.3	25	0
1946	Frank Seno	17	176	10.3	21	0
1947	John Cochran	10	147	14.7	31	0
1948	Jerry Davis	16	334	*20.9	70t	*2
1949	John Cochran	15	314	*20.9	71t	*2
1950	Don Paul	18	194	10.8	82	1
1951	Don Paul	19	143	7.5	23	0
1952	Billy Cross	21	177	8.4	38	0
1953	Charley Trippi	21	239	11.4	38	0
1954	Ollie Matson	11	100	9.1	59	1
1955	Ollie Matson	13	245	18.8	78	*2
1956	Frank Bernardi	18	217	12.1	*95t	1
1957	Woodley Lewis	24	175	7.3	31	0
1958	Bobby Joe Conrad	19	129	6.8	16	0
1959	Bill Stacy	29	281	9.7	74	*2
1960	Bill Stacy	14	62	4.4	24	0
1961	Willie West	11	98	8.9	28	0
1962	Norm Beal	7	46	6.6	14	0
1963	Billy Gambrell	11	111	10.0	49	0
1964	Billy Gambrell	12	126	10.5	36	0
	Jim Burson	12	125	10.4	68t	1
1965	Abe Woodson	17	7	0.4	13	0
1966	Johnny Roland	20	221	11.1	86t	1
1967	Phil Spiller	15	124	8.3	33	0
1968	Chuck Latourette	28	345	12.3	86t	1
1969	Roger Wehrli	13	65	5.0	25	0
1970	Chuck Latourette	30	171	5.7	16	0
1971	Larry Willingham	10	84	8.4	34	0
1972	Larry Willingham	9	41	4.6	13	0
1973	Gary Hammond	11	80	7.3	51	0
1974	Terry Metcalf	26	340	13.1	43	0
1975	Terry Metcalf	23	285	12.4	69t	1
1976	Terry Metcalf	17	188	11.1	39	0
1977	Terry Metcalf	14	108	7.7	23	0
1978	Willard Harrell	21	196	9.3	70t	1
1979	Willard Harrell	32	205	6.4	68	0

## KICKOFF RETURNS

Year	Player	No.	Yards	Avg.	Long	TDs
1945	Frank Seno	19	408	21.4	31	0
1946	Frank Seno	13	408	31.3	105t	1
1947	Charley Trippi	15	321	21.4	33	0
1948	Jerry Davis	15	437	29.2	83	0
1949	Charley Trippi	18	427	23.7	48	0
1950	Don Paul	28	693	24.7	46	0
1951	Emil Stiko	17	429	25.2	41	0
1952	Ollie Matson	20	623	31.2	100t	*2
1953	Billy Cross	12	257	21.4	39	0
1954	Les Goble	27	749	27.7	94t	*2
1955	Ollie Matson	15	368	24.5	37	0
1956	Ollie Matson	13	362	27.7	105t	1
1957	Woodley Lewis	26	682	26.2	52	0
1958	Ollie Matson	14	497	*35.5	101t	*2
1959	Bobby Joe Conrad	18	388	21.7	33	0
1960	Willie West	13	370	28.5	87	0
1961	Pat Fischer	17	426	25.1	53	0
1962	Bill Triplett	24	608	25.3	49	0
1963	Jerry Stovall	15	419	27.9	55	0
1964	Jerry Stovall	24	566	23.6	47	0
1965	Abe Woodson	27	665	24.6	65	0
1966	Roy Shivers	27	762	28.2	94t	1
1967	Bobby Williams	24	583	24.3	38	0
1968	Chuck Latourette	46	1,237	26.9	75	0
1969	MacArthur Lane	20	523	26.2	69	0
1970	Chuck Latourette	13	254	19.5	24	0
1971	Mel Gray	30	740	24.7	65	0
1972	Bobby Moore	20	437	21.9	37	0
1973	Les Shy	16	445	27.8	97t	1
1974	Terry Metcalf	20	623	31.2	94t	1
1975	Terry Metcalf	35	960	27.4	93t	1
1976	Jerry Latin	16	357	22.3	39	0
	Terry Metcalf	16	325	20.3	33	0
1977	Terry Metcalf	32	772	24.1	51	0
1978	Willard Harrell	19	389	20.5	32	0
1979	Roy Green	41	1,007	24.6	***106t	1

Year	Player	No.	Yards	Avg.	Long	TDs
1980	Mark Bell	22	195	8.9	54	0
1981	Stump Mitchell	42	445	10.6	50t	1
1982	Stump Mitchell	27	165	6.1	15	0
1983	Stump Mitchell	38	337	8.9	34	0
1984	Stump Mitchell	38	333	8.8	39	0
1985	J.T. Smith	26	283	10.9	31	0
1986	Vai Sikaheama	43	522	12.1	71t	2
1987	Vai Sikaheama	*44	550	12.5	76t	1
1988	Vai Sikaheama	33	341	10.3	28	0
1989	Vai Sikaheama	37	433	11.7	53	0
1990	Vai Sikaheama	36	306	8.5	20	0
1991	John Jackson	31	244	7.9	19	0
1992	Johnny Bailey	20	263	13.2	65	0
1993	Johnny Bailey	35	282	8.1	58t	1
1994	Patrick Robinson	41	285	7.0	23	0
1995	Anthony Edwards	18	131	7.3	16	0
1996	Marcus Dowdell	34	297	8.7	35	0
1997	Kevin Williams	40	462	11.6	50	0
1998	Eric Metcalf	43	295	6.9	24	0
1999	Mac Cody	32	373	**11.7	31	0
2000	Mac Cody	31	222	7.2	25	0
2001	Arnold Jackson	40	461	11.5	55	0
2002	Arnold Jackson	31	182	5.9	22	0
2003	Anquan Boldin	20	130	6.5	19	0
2004	Karl Williams	42	286	6.8	38	0
2005	Reggie Swinton	42	334	8.0	32	0
2006	Troy Walters	24	250	10.4	37	0
2007	Steve Breaston	42	395	9.4	73t	1
2008	Steve Breaston	33	237	7.2	25	0
2009	Steve Breaston	38	253	6.7	64	0
2010	Andre Roberts	35	263	7.5	25	0
2011	Patrick Peterson	*44	*699	15.9	*99t	***4
2012	Patrick Peterson	51	426	8.4	26	0

\*Cardinal record \*\*NFC leader  
 \*\*\*NFL record  
 +NFL rookie record

Year	Player	No.	Yards	Avg.	Long	TDs
1980	Roy Green	32	745	23.3	37	0
1981	Stump Mitchell	55	1,292	23.5	67	0
1982	Stump Mitchell	16	364	22.8	33	0
1983	Stump Mitchell	36	778	21.6	66	0
1984	Stump Mitchell	35	804	23.0	56	0
1985	Clyde Duncan	28	550	19.6	34	0
1986	Vai Sikaheama	37	847	22.9	44	0
1987	Vai Sikaheama	34	761	22.4	50	0
1988	Vai Sikaheama	23	475	20.7	39	0
1989	Vai Sikaheama	43	874	20.3	52	0
1990	Vai Sikaheama	27	544	20.1	32	0
1991	Larry Centers	16	330	20.6	39	0
1992	Johnny Bailey	28	690	24.6	63	0
1993	Johnny Bailey	31	699	22.5	48	0
1994	Chuck Levy	26	513	19.7	31	0
1995	Ryan Terry	37	808	21.8	53	0
1996	Leeland McElroy	54	1,148	21.3	92	0
1997	Kevin Williams	59	1,458	24.7	63	0
1998	Eric Metcalf	57	1,218	21.4	59	0
1999	Mario Bates	52	1,231	23.7	68	0
2000	MarTay Jenkins	#82	#2,186	26.7	98t	1
2001	MarTay Jenkins	49	1,120	22.9	70	0
2002	Kevin Kasper	32	722	22.6	40	0
2003	Josh Scobey	73	1,684	23.1	100t	1
2004	Josh Scobey	32	723	22.6	71	0
2005	Reggie Swinton	63	1,456	23.1	90	0
2006	J.J. Arrington	66	1,503	22.8	99t	1
2007	Steve Breaston	62	1,391	22.7	59	0
2008	J.J. Arrington	36	923	25.6	93t	1
2009	LaRod Stephens-Howling	52	1,257	24.2	99t	1
2010	LaRod Stephens-Howling	57	**1,548	27.2	102t	*2
2011	LaRod Stephens-Howling	36	857	23.8	37	0
2012	William Powell	21	507	24.1	65	0
	LaRod Stephens-Howling	18	405	22.5	38	0

\*Cardinal record +Ties NFL record #NFL/Cardinal record  
 \*\*NFL Leader



## FIELD GOALS

Year	Player	Att.	Made	Pct.	Long
1945	Conway Baker	1	0	.000	—
1946	Ward Cuff	12	5	.417	42
1947	Pat Harder	10	7	.700	35
1948	Pat Harder	17	7	.412	36
1949	Ventan Yablonski	6	5	.833	34
1950	Pat Harder	9	4	.444	47
1951	Cliff Patton	8	5	.625	27
1952	Joe Geri	18	2	.111	40
1953	Pat Summerall	24	9	.375	49
1954	Pat Summerall	19	8	.421	50
1955	Pat Summerall	19	8	.421	42
1956	Pat Summerall	22	10	.455	42
1957	Pat Summerall	17	6	.353	34
1958	Bobby Joe Conrad	17	6	.353	45
1959	Bobby Joe Conrad	9	6	.667	37
1960	Gerry Perry	20	13	.650	44
1961	Gerry Perry	16	7	.438	38
1962	Gerry Perry	12	5	.417	42
1963	Jim Bakken	21	11	.524	45
1964	Jim Bakken	38	25	.659	51
1965	Jim Bakken	31	21	.677	45
1966	Jim Bakken	40	23	.575	47
1967	Jim Bakken	39	27	.692	47
1968	Jim Bakken	24	15	.625	47
1969	Jim Bakken	24	12	.500	46
1970	Jim Bakken	32	20	.625	49
1971	Jim Bakken	32	21	.656	45
1972	Jim Bakken	22	14	.636	49
1973	Jim Bakken	32	23	.719	46
1974	Jim Bakken	22	13	.591	47
1975	Jim Bakken	24	19	.792	47
1976	Jim Bakken	27	20	.741	43
1977	Jim Bakken	16	7	.438	49
1978	Jim Bakken	22	11	.500	45
1979	Steve Little	19	10	.526	51

## INTERCEPTIONS

Year	Player	No.	Yards	Avg.	Long	TDs
1945	Leo Cantor	5	70	14.0	26	0
1946	Mal Kutner	5	29	5.8	24	0
1947	John Cochran	8	122	15.3	39	0
1948	John Cochran	7	111	15.9	32	0
1949	Bob Nussbaumer	*12	157	13.1	68	0
1950	Jerry Davis	9	40	4.4	15	0
1951	S.J. Whitman	7	102	14.6	31	0
1952	Roy Barni	6	70	11.7	38	0
1953	Ray Ramsey	10	*237	23.7	46	1
1954	Dick Lane	10	181	18.1	64	0
1955	Dick Lane	6	69	11.5	31	0
1956	Lindon Crow	11	170	15.5	0	0
1957	Jim Hill	3	52	17.3	0	0
1958	Dick Nolan	5	30	6.0	0	0
1959	Billy Stacy	5	114	22.8	0	0
1960	Jerry Norton	10	96	9.6	0	0
1961	Jerry Norton	7	136	19.4	47	2
1962	Bill Stacy	6	72	12.0	53	0
1963	Pat Fischer	8	169	21.1	55	0
1964	Pat Fischer	10	164	16.4	39	2
1965	Larry Wilson	6	153	25.5	96	1
1966	Larry Wilson	10	180	18.0	91	2
1967	Pat Fischer	4	85	21.3	69	1
	Larry Wilson	4	75	18.8	44	0
	Jerry Stovall	4	6	1.5	6	0
1968	Larry Wilson	4	14	3.5	8	0
1969	Bob Atkins	3	74	24.7	42	0
	Roger Wehrli	3	44	14.7	44	0
1970	Roger Wehrli	6	50	8.3	41	0
1971	Larry Wilson	4	46	11.5	23	0
	Norm Thompson	4	45	11.3	25	0
1972	Larry Wilson	3	35	11.7	24	0
	Miller Farr	3	21	7.0	21	0
1973	Jim Tolbert	2	34	17.0	26	0
	Clarence Duren	2	13	6.5	13	0
1974	Norm Thompson	6	190	31.7	56	1
1975	Norm Thompson	7	141	20.1	61	1
1976	Norm Thompson	4	83	20.8	38	0
1976	Mike Sensibaugh	4	60	15.0	35	1
	Roger Wehrli	4	31	7.8	26	0
1977	Roger Wehrli	5	44	8.8	41	0
1978	Ken Stone	9	139	15.4	33	0
1979	Ken Stone	6	70	11.6	30	0

Year	Player	Att.	Made	Pct.	Long
1980	Neil O'Donoghue	15	11	.733	43
1981	Neil O'Donoghue	32	19	.594	47
1982	Neil O'Donoghue	13	8	.615	48
1983	Neil O'Donoghue	29	15	.517	52
1984	Neil O'Donoghue	35	23	.657	52
1985	Neil O'Donoghue	18	10	.556	49
1986	John Lee	13	8	.615	47
1987	Jim Gallery	19	9	.474	48
1988	Al Del Greco	21	12	.571	51
1989	Al Del Greco	26	18	.692	50
1990	Al Del Greco	27	17	.629	50
1991	Greg Davis	30	21	.700	52
1992	Greg Davis	26	13	.500	49
1993	Greg Davis	28	21	.750	55
1994	Greg Davis	26	20	.769	51
1995	Greg Davis	39	30	.769	55
1996	Kevin Butler	17	14	.824	41
1997	Joe Nedney	17	11	.647	45
1998	Joe Nedney	19	13	.684	53
1999	Chris Jacke	27	19	.704	49
2000	Cary Blanchard	23	16	.696	54
2001	Bill Gramatica	20	16	.800	50
2002	Bill Gramatica	21	15	.714	50
2003	Neil Rackers	12	9	.750	49
2004	Neil Rackers	29	22	.758	55
2005	Neil Rackers	*42	**40	*.952	54
2006	Neil Rackers	37	28	.757	50
2007	Neil Rackers	30	21	.700	52
2008	Neil Rackers	28	25	.893	54
2009	Neil Rackers	17	16	.941	48
2010	Jay Feely	27	24	.888	55
2011	Jay Feely	24	19	.792	51
2012	Jay Feely	28	25	.893	*61

\*Cardinal record \*\*Cardinals/NFL record

Year	Player	No.	Yards	Avg.	Long	TDs
1980	Ken Stone	5	63	12.6	20	0
1981	Ken Greene	7	111	15.9	47	0
1982	Benny Perrin	1	35	35.0	35	0
	Jeff Griffin	1	8	8.0	8	0
	Lee Nelson	1	7	7.0	7	0
	Ken Greene	1	2	2.0	2	0
	Carl Allen	1	0	0.0	0	0
	Mike Dawson	1	0	0.0	0	0
1983	Lionel Washington	8	92	11.5	26	0
1984	Lionel Washington	5	42	8.4	18	0
1985	E.J. Junior	5	109	21.8	53	0
1986	Cedric Mack	4	42	10.5	24	0
1987	Travis Curtis	5	65	13.0	31	0
1988	Cedric Mack	3	33	11.0	12	0
	Carl Carter	3	0	0.0	0	0
1989	Tim McDonald	7	170	24.3	53	1
1990	Tim McDonald	4	63	15.8	38	0
1991	Aeneas Williams	6	60	10.0	32	0
1992	Robert Massey	5	147	29.4	46	*3
1993	Lorenzo Lynch	3	13	4.3	13	0
1994	Aeneas Williams	9	89	9.9	43	0
1995	Aeneas Williams	6	86	14.3	48	2
1996	Aeneas Williams	6	89	14.8	65	1
1997	Aeneas Williams	6	95	15.8	42	2
1998	Kwamie Lassiter	8	80	10.0	29	0
1999	Kwamie Lassiter	2	110	*55.0	78	1
	Rob Fredrickson	2	57	28.5	34	1
	Tom Knight	2	16	8.0	16	0
	Pat Tillman	2	7	3.5	6	0
	Aeneas Williams	2	5	2.5	8	0
2000	Aeneas Williams	5	102	20.4	48	0
2001	Kwamie Lassiter	9	80	8.9	25	0
2002	Adrian Wilson	4	35	8.8	35	0
2003	Dexter Jackson	6	122	20.3	30	0
2004	David Macklin	4	18	4.5	16	0
2005	Karlos Dansby	3	31	10.3	18	2
2006	Adrian Wilson	4	146	36.5	*99	1
2007	Antrel Rolle	5	231	46.2	57	*3
	Rod Hood	5	196	39.2	71	2
2008	D. Rodgers-Cromartie	4	129	32.3	*99	1
2009	D. Rodgers-Cromartie	6	77	12.8	49	1
2010	Kerry Rhodes	4	174	43.5	66	0
2011	Richard Marshall	3	83	27.7	49	0
2012	Patrick Peterson	7	64	9.1	31	0

\*Cardinal record



## ANNUAL TURNOVER DIFFERENTIALS

Year	Giveaways			Takeaways			Net	Record
	INTs	Fumbles/Lost	Total	INTs	Fumbles/Lost	Total		
2012	21	25/13	34	22	17/11	33	-1	5-11
2011	23	24/9	32	10	15/9	19	-13	8-8
2010	19	33/16	35	17	22/13	30	-5	5-11
2009	18	32/18	36	21	20/8	29	-7	10-6
2008	15	27/15	30	13	26/17	30	Even	9-7
2007	24	27/12	36	18	23/11	29	-7	8-8
2006	17	31/13	30	16	26/17	33	+3	5-11
2005	21	26/16	37	15	24/11	26	-11	5-11
2004	18	34/11	29	15	32/15	30	+1	6-10
2003	22	29/14	36	13	21/10	23	-13	4-12
2002	22	26/13	35	17	15/8	25	-10	5-11
2001	14	26/13	27	17	27/7	24	-3	7-9
2000	24	32/20	44	10	17/10	20	-24	3-13
1999	30	31/10	40	17	28/10	27	-13	6-10
1998	20	30/16	36	20	31/19	39	+3	9-7
1997	22	27/20	42	15	16/5	20	-22	4-12
1996	21	29/14	35	11	24/14	25	-10	7-9
1995	24	41/19	43	19	39/23	42	-1	4-12
1994	19	25/10	29	23	28/13	36	+7	8-8
1993	20	23/11	31	9	27/17	26	-5	7-9
1992	24	26/18	42	16	25/12	28	-14	4-12
1991	25	31/14	39	17	37/21	38	-1	4-12
1990	18	25/14	32	16	28/11	27	-5	5-11
1989	30	24/14	44	16	18/11	27	-17	5-11
1988	19	34/16	35	16	27/13	29	-6	7-9
1987	15	23/12	27	14	34/19	33	+6	7-8
1986	19	25/10	29	10	40/12	22	-7	4-11-1
1985	18	36/16	34	13	28/14	27	-7	5-11
1984	16	32/20	36	21	20/12	33	-3	9-7
1983	21	50/27	48	28	32/20	48	Even	8-7-1
1982	6	17/10	16	6	14/9	15	-1	5-4
1981	24	34/21	45	21	33/16	37	-8	7-9
1980	24	24/13	37	20	27/14	34	-3	5-11
1979	24	42/21	45	18	40/19	37	-8	5-11
1978	21	28/14	35	26	33/16	42	+7	6-10
1977	21	30/16	37	19	19/12	31	-6	7-7
1976	13	44/24	37	19	32/20	39	+2	10-4
1975	20	33/19	39	22	26/15	37	-2	11-3
1974	8	27/9	17	16	24/9	25	+8	10-4
1973	15	37/14	29	10	31/17	27	-2	4-9-1
1972	23	43/16	39	11	31/16	27	-12	4-9-1
1971	26	35/20	46	17	28/16	33	-13	4-9-1
1970	19	24/15	34	21	20/14	35	+1	8-5-1
1969	25	24/10	35	15	19/12	27	-8	4-9-1
1968	20	24/11	31	13	19/8	21	-10	9-4-1
1967	35	23/11	46	19	19/13	32	-14	6-7-1
1966	19	26/18	37	21	20/10	31	-6	8-5-1
1965	25	15/7	32	17	29/15	32	Even	5-9
1964	24	29/16	40	25	24/14	39	-1	9-3-2
1963	21	29/18	39	18	32/18	36	-3	9-5
1962	30	37/21	51	16	23/15	31	-20	4-9-1
1961	23	39/18	41	24	36/20	44	+3	7-7
1960	25	43/21	46	21	35/23	44	-2	6-5-1
1959	19	48/36	55	15	25/15	30	-25	2-10
1958	27	37/21	48	15	29/16	31	-17	2-9-1
1957	22	22/15	37	12	27/13	25	-12	3-9
1956	14	29/21	35	33	23/12	45	+10	7-5
1955	25	35/20	45	29	23/18	47	+2	4-7-1
1954	30	32/22	52	24	30/19	43	-9	2-10
1953	27	39/21	48	24	23/12	36	-12	1-10-1
1952	22	33/23	45	25	30/18	43	-2	4-8
1951	24	26/20	44	27	21/16	43	-1	3-9
1950	31	25/14	45	22	37/24	46	+1	5-7
1949	26	20/16	42	33	26/21	54	+12	6-5-1
1948	12	21/16	28	23	30/24	47	+19	11-2
1947	25	32/16	41	27	25/18	45	+4	9-3
1946	20	44/29	49	25	39/20	45	-4	6-5
1945	18	35/13	31	12	26/12	24	-7	1-9
1944	41	30/12	53	16	23/12	28	-25	0-10
1943	39	17/5	44	16	19/12	28	-16	0-10
1942	29	25/11	40	25	19/8	33	-7	3-8
1941	20	19/12	32	16	27/15	31	-1	3-7-1



## ALL-TIME CARDINAL SHUTOUTS

Date	Opponent	Score	Date	Opponent	Score
Dec. 12, 1992	N.Y. Giants	19-0	Nov. 6, 1929	At Providence Steam Roller	16-0
Nov. 15, 1981	Buffalo Bills	24-0	Oct. 20, 1929	At Chicago Bears	0-0
Oct. 31, 1977	N.Y. Giants	28-0	Oct. 7, 1928	Dayton Triangles	7-0
Sept. 19, 1976	Green Bay Packers	29-0	Nov. 24, 1927	At Chicago Bears	3-0
Nov. 1, 1970	Houston Oilers	44-0	Oct. 9, 1927	Dayton Triangles	7-0
Nov. 8, 1970	Boston Patriots	31-0	Nov. 25, 1926	At Chicago Bears	0-0
Nov. 16, 1970	At Dallas Cowboys	38-0	Oct. 3, 1926	Racine Tornadoes	20-0
Oct. 22, 1961	At Washington Redskins	24-0	Sept. 26, 1926	L.A. Buccaneers	15-0
Dec. 17, 1961	Pittsburgh Steelers	20-0	Sept. 19, 1926	Columbus Tigers	14-0
Oct. 18, 1942	At Detroit Lions	7-0	Dec. 10, 1925	Milwaukee Badgers	59-0
Sept. 20, 1942	Green Bay Packers	13-0	Nov. 29, 1925	Rock Island Independents	7-0
Sept. 13, 1942	Cleveland Rams (at Buffalo)	7-0	Nov. 26, 1925	At Chicago Bears	0-0
Nov. 23, 1941	At Cleveland Rams	7-0	Nov. 22, 1925	Dayton Triangles	14-0
Sept. 15, 1940	Detroit Lions (at Buffalo)	0-0	Oct. 25, 1925	Chicago Bears	9-0
Sept. 24, 1939	At Pittsburgh Pirates	10-0	Oct. 14, 1925	Milwaukee Badgers	24-0
Oct. 3, 1937	At Cleveland Rams	6-0	Nov. 16, 1924	Akron Indians	13-0
Dec. 6, 1936	Green Bay Packers	0-0	Nov. 9, 1924	Dayton Triangles	23-0
Nov. 8, 1936	Philadelphia Eagles	13-0	Oct. 12, 1924	Minneapolis Marines	13-0
Nov. 24, 1935	At Boston Redskins	6-0	Oct. 5, 1924	Green Bay Packers	3-0
Oct. 13, 1935	At Green Bay Packers	3-0	Nov. 18, 1923	Duluth Kelleys	10-0
Nov. 29, 1934	Green Bay Packers	6-0	Nov. 11, 1923	Hammond Pros	6-0
Nov. 18, 1934	At Green Bay Packers	9-0	Oct. 21, 1923	Minneapolis Marines	9-0
Nov. 6, 1934	At Brooklyn Dodgers	21-0	Oct. 14, 1923	Akron Indians	19-0
Oct. 7, 1934	At Cincinnati Reds	16-0	Oct. 7, 1923	Rochester Jeffersons	60-0
Sept. 23, 1934	At Cincinnati Reds	9-0	Sept. 30, 1923	Buffalo All-Americans	3-0
Dec. 3, 1933	Boston Redskins	0-0	Dec. 10, 1922	Chicago Bears	9-0
Oct. 8, 1933	At Cincinnati Reds	3-0	Nov. 30, 1922	Chicago Bears	6-0
Oct. 16, 1932	At Boston Braves	9-0	Nov. 12, 1922	Akron Pros	7-0
Oct. 9, 1932	Chicago Bears	0-0	Oct. 22, 1922	Minneapolis Marines	3-0
Nov. 28, 1931	Cleveland Indians	21-0	Oct. 1, 1922	Milwaukee Badgers	3-0
Nov. 2, 1930	Frankford Yellow Jackets	6-0	Dec. 18, 1921	At Chicago Staleys	0-0
Oct. 8, 1930	At Newark Tornadoes	13-0	Nov. 6, 1921	Hammond Pros	7-0
Oct. 5, 1930	At Portsmouth Spartans	0-0	Oct. 2, 1921	Minneapolis Marines	20-0
Dec. 8, 1929	At Orange Tornadoes	26-0	Oct. 31, 1920	Detroit Heralds	21-0
Nov. 24, 1929	Dayton Triangles	19-0	Oct. 10, 1920	At Chicago Tigers	0-0
Nov. 10, 1929	Minneapolis Red Jackets	8-0			

## ALL-TIME OPPONENT SHUTOUTS

Date	Opponent	Score	Date	Opponent	Score
Dec. 9, 2012	At Seattle Seahawks	0-58	Nov. 7, 1943	At Brooklyn Dodgers	0-7
Sept. 14, 2003	Seattle Seahawks	0-38	Oct. 17, 1943	Detroit Lions (at Buffalo)	0-7
Dec. 1, 2002	At Kansas City Chiefs	0-49	Oct. 10, 1943	Chicago Bears	0-20
Sept. 15, 1996	At New England Patriots	0-31	Nov. 8, 1942	At Washington Redskins	0-28
Sept. 18, 1994	At Cleveland Browns	0-32	Sept. 15, 1940	Detroit Lions (at Buffalo)	0-0
Oct. 27, 1991	Minnesota Vikings	0-28	Nov. 5, 1939	At Cleveland Rams	0-14
Sept. 15, 1991	At Washington Redskins	0-34	Oct. 22, 1939	Cleveland Rams	0-24
Sept. 9, 1990	At Washington Redskins	0-31	Nov. 6, 1938	At N.Y. Giants	0-6
Dec. 17, 1989	Denver Broncos	0-37	Oct. 26, 1938	Philadelphia Eagles (at Erie)	0-7
Nov. 10, 1985	At Tampa Bay Buccaneers	0-16	Oct. 23, 1938	At Detroit Lions	0-10
Jan. 2, 1983	At Washington Redskins	0-28	Oct. 2, 1938	At Brooklyn Dodgers	0-13
Dec. 20, 1981	At Philadelphia Eagles	0-38	Dec. 6, 1937	Green Bay Packers	0-0
Oct. 19, 1980	At Washington Redskins	0-23	Oct. 25, 1936	At Brooklyn Dodgers	0-9
Sept. 30, 1979	At L.A. Rams	0-21	Oct. 4, 1936	At Green Bay Packers	0-24
Dec. 10, 1978	At N.Y. Giants	0-17	Sept. 28, 1936	At Detroit Lions	0-39
Sept. 18, 1977	At Denver Broncos	0-7	Dec. 8, 1935	Chicago Bears	0-13
Dec. 8, 1974	At New Orleans Saints	0-14	Oct. 28, 1934	At Boston Redskins	0-9
Oct. 17, 1971	At Washington Redskins	0-20	Oct. 21, 1934	At Green Bay Packers	0-15
Nov. 17, 1968	At Baltimore Colts	0-27	Oct. 14, 1934	At Chicago Bears	0-20
Sept. 23, 1962	At Green Bay Packers	0-17	Sept. 30, 1934	At Detroit Lions	0-6
Nov. 19, 1961	At Baltimore Colts	0-16	Dec. 3, 1933	Boston Redskins	0-0
Dec. 1, 1957	At Cleveland Browns	0-31	Nov. 19, 1933	Brooklyn Dodgers	0-3
Nov. 20, 1955	Washington Redskins	0-31	Oct. 29, 1933	At Brooklyn Dodgers	0-7
Oct. 16, 1955	At N.Y. Giants	0-10	Oct. 22, 1933	At Boston Redskins	0-10
Nov. 21, 1953	At Philadelphia Eagles	0-38	Nov. 24, 1932	At Chicago Bears	0-34
Nov. 25, 1951	N.Y. Giants	0-10	Nov. 13, 1932	At Brooklyn Dodgers	0-3
Nov. 11, 1945	At Pittsburgh Steelers	0-23	Oct. 9, 1932	Chicago Bears	0-0
Oct. 21, 1945	At Detroit Lions	0-26	Nov. 27, 1930	At Chicago Bears	0-6
Sept. 30, 1945	At Cleveland Rams	0-21	Oct. 5, 1930	At Portsmouth Spartans	0-0
Sept. 23, 1945	Detroit Lions (at Milwaukee)	0-10	Sept. 21, 1930	At Green Bay Packers	0-14
Nov. 12, 1944	At Detroit Lions	0-10	Nov. 17, 1929	Green Bay Packers	0-12
Nov. 5, 1944	Detroit Lions (at Pittsburgh)	0-27	Nov. 2, 1929	At Frankford Yellow Jackets	0-8
Oct. 22, 1944	At N.Y. Giants	0-23			



Date	Opponent	Score
Oct. 20, 1929	At Chicago Bears	0-0
Nov. 29, 1928	At Chicago Bears	0-34
Nov. 25, 1928	At N.Y. Yankees	0-19
Nov. 24, 1929	At Frankford Yellow Jackets	0-19
Oct. 14, 1928	At Green Bay Packers	0-20
Sept. 23, 1928	Chicago Bears	0-15
Oct. 16, 1927	At Green Bay Packers	0-13
Sept. 25, 1927	Chicago Bears	0-9
Nov. 25, 1926	At Chicago Bears	0-0
Nov. 11, 1926	At Chicago Bears	0-10
Nov. 7, 1926	At N.Y. Giants	0-20
Oct. 31, 1926	Green Bay Packers	0-3

Date	Opponent	Score
Oct. 17, 1926	At Chicago Bears	0-16
Nov. 26, 1935	At Chicago Bears	0-0
Nov. 27, 1924	Chicago Bears	0-21
Oct. 19, 1924	At Chicago Bears	0-6
Nov. 29, 1923	At Chicago Bears	0-3
Nov. 19, 1922	Canton Bulldogs	0-7
Dec. 18, 1921	At Chicago Staleys	0-0
Dec. 4, 1921	Akron Pros.	0-7
Oct. 9, 1921	Akron Pros.	0-23
Dec. 5, 1920	At Decatur Staleys	0-10
Oct. 24, 1920	At Rock Island Independents	0-7
Oct. 10, 1920	At Chicago Tigers	0-0

## ALL-TIME TWO-POINT CONVERSIONS

### ANNUAL RESULTS

Year	Results	Year	Results	Year	Results
1994	1-3	2000	0-5	2007	0-1
1995	5-6	2001	1-1	2008	1-3
1996	2-2	2002	1-2	2009	0-0
1997	3-3	2003	1-5	2010	1-2
1998	0-0	2004	1-3	2011	0-2
1999	0-1	2005	3-5	2012	0-0
		2006	0-1	<b>Overall</b>	<b>20-45</b>

### SUCCESSFUL CONVERSIONS

Date	Opponent	Play	Outcome, Score
Nov. 14, 2010	Seattle	Larry Fitzgerald pass from Derek Anderson	L, 18-36
Sept. 28, 2008	At N.Y. Jets	Edgerrin James run	L, 35-56
Dec. 4, 2005	At San Francisco	Obafemi Ayanbadejo run	W, 17-10
Nov. 20, 2005	At St. Louis	Anquan Boldin pass from Kurt Warner	W, 38-28
Nov. 13, 2005	At Detroit	Obafemi Ayanbadejo run	L, 21-29
Dec. 12, 2004	San Francisco	Josh McCown run	L (OT), 28-31
Oct. 2, 2003	Baltimore	Jeff Blake run	L, 18-26
Sept. 22, 2002	San Diego	Frank Sanders pass from Jake Plummer	L, 15-23
Dec. 2, 2001	At Oakland	Jake Plummer run	W (OT), 34-31
Dec. 21, 1997	Atlanta	Jake Plummer run	W, 29-26
Sept. 28, 1997	At Tampa Bay	Frank Sanders pass from Kent Graham	L, 18-19
Sept. 7, 1997	Dallas	Rob Moore pass from Kent Graham	W, 25-22
Nov. 3, 1996	At N.Y. Giants	Boomer Esision run	L, 8-16
Sept. 22, 1996	At New Orleans	Rob Moore pass from Kent Graham	W, 28-14
Dec. 17, 1995	At Philadelphia	Stevie Anderson pass from Dave Krieg	L, 20-21
Dec. 9, 1995	At San Diego	Stevie Anderson pass from Dave Krieg	L, 25-28
Nov. 12, 1995	Minnesota	Rob Moore pass from Dave Krieg	L, 24-30
Oct. 8, 1995	At N.Y. Giants	Frank Sanders pass from Dave Krieg	L, 21-27
Sept. 17, 1995	At Detroit	Frank Sanders pass from Dave Krieg	W, 20-17
Dec. 4, 1994	At Houston	Ronald Moore run	W, 30-12

Note: Two-point conversion rule instituted in NFL in 1994.

## CARDINALS DRAFT PICKS ATTEND NFL ROOKIE SYMPOSIUM

The NFL held its 16th Rookie Symposium in June, emphasizing the sport's legacy, tradition of character and leadership, as well as social and professional responsibility. The four-day orientation (June 26-29 for NFC rookies) was held at the Bertram Hotel in Aurora, OH and introduced the 2013 NFL Draft class to life in the NFL prior to the rookies reporting to training camps.

The four core teaching principles of the Rookie Symposium are NFL History, Total Wellness, Experience, and Professionalism. The symposium included presentations, videos, and workshops on player health and safety, decision making, mental health, substance abuse, non-discrimination and maintaining positive relationships.

Cardinals fourth round draft pick G Earl Watford said the symposium was a good resource for the players and the people around them. "I think this touches everyone," Watford said from the event. "And it's not just us (football players). What we're learning here this week can have an effect on multiple people, whether it's a family situation, girlfriends, parents, children. Everything they touch on here has a purpose in everyone's life."

Panel discussion topics included "Transitioning to NFL," "Self Regulation," "Are You Bigger than the Game," "Staying in the Game," "Expectations of an NFL Player," and "What Defines Success."

Each player also participated in a PLAY 60 youth football clinic with children from the Cleveland area at the Cleveland Browns Training and Administrative complex. The players also paid a visit to the Pro Football Hall of Fame in Canton, OH.



## DEFENSIVE TOUCHDOWNS

1960-2012

Date	Opponent	Play	Outcome Score
Dec. 16, 2012	Detroit	Greg Toler 102-yard interception return	W, 38-10
Dec. 16, 2012	Detroit	Rashad Johnson 53-yard interception return	W, 38-10
Sept. 23, 2012	Philadelphia	James Sanders 93-yard fumble return	W, 27-6
Dec. 25, 2010	Dallas	Greg Toler 66-yard interception return	W, 27-26
Dec. 25, 2010	Dallas	Dominique Rodgers-Cromartie 32-yard interception return	W, 27-26
Oct. 31, 2010	Tampa Bay	Gerald Hayes 21-yard fumble return	L, 35-38
Oct. 10, 2010	New Orleans	Dominique Rodgers-Cromartie 29-yard interception return	W, 30-20
Oct. 10, 2010	New Orleans	Kerry Rhodes 27-yard fumble return	W, 30-20
Oct. 3, 2010	At San Diego	Kerry Rhodes 42-yard fumble return	L, 10-41
Jan. 10, 2010	Green Bay*	Karlos Dansby 17-yard fumble return in OT	W, 51-45 (OT)
Oct. 11, 2009	Houston	Dominique Rodgers-Cromartie 49-yard interception return	W, 28-21
Jan. 3, 2009	Atlanta*	Antrel Rolle 27-yard fumble return	W, 30-24
Dec. 7, 2008	St. Louis	Dominique Rodgers-Cromartie 99-yard interception return	W, 34-10
Dec. 7, 2008	St. Louis	Darnell Dockett 11-yard fumble return	W, 34-10
Nov. 2, 2008	At St. Louis	Antrel Rolle 40-yard interception return	W, 34-13
Dec. 30, 2007	St. Louis	Gerald Hayes 30-yard interception return	W, 48-19
Dec. 30, 2007	St. Louis	Antrel Rolle 47-yard interception return	W, 48-19
Dec. 2, 2007	Cleveland	Rod Hood 71-yard interception return	W, 27-21
Nov. 18, 2007	At Cincinnati	Antrel Rolle 54-yard interception return	W, 35-27
Nov. 18, 2007	At Cincinnati	Antrel Rolle 55-yard interception return	W, 35-27
Oct. 7, 2007	At St. Louis	Rod Hood 68-yard interception return	W, 34-31
Dec. 17, 2006	Denver	Antonio Smith 4-yard fumble return	L, 20-37
Nov. 26, 2006	At Minnesota	Adrian Wilson 99-yard fumble return	L, 26-31
Oct. 1, 2006	At Atlanta	Adrian Wilson 99-yard interception return	L, 10-32
Dec. 24, 2005	Philadelphia	Karlos Dansby 11-yard interception return	W, 27-21
Oct. 23, 2005	Tennessee	David Macklin 60-yard interception return	W, 20-10
Sept. 11, 2005	At N.Y. Giants	Karlos Dansby 18-yard interception return	L, 19-42
Nov. 7, 2004	At Miami	Duane Starks 41-yard interception return	W, 24-23
Oct. 3, 2004	New Orleans	Adrian Wilson 35-yard fumble return	W, 34-10
Nov. 23, 2003	St. Louis	Renaldo Hill 70-yard interception return	L, 27-30 (OT)
Nov. 3, 2002	St. Louis	Justin Lucas 35-yard return with lateral from interception	L, 14-27
Sept. 29, 2002	N.Y. Giants	Justin Lucas 38-yard interception return	W, 21-7
Jan. 6, 2002	At Washington	Adrian Wilson 61-yard interception return	L, 17-20
Dec. 30, 2001	At Carolina	Ronald McKinnon 25-yard fumble return	W, 30-7
Dec. 23, 2001	Dallas	Ronald McKinnon 24-yard interception return	W, 17-10
Nov. 18, 2001	Detroit	Fred Wakefield 20-yard interception return	W, 45-38
Oct. 7, 2001	At Philadelphia	Kyle Vanden Bosch 9-yard fumble return	W, 21-20
Nov. 5, 2000	Washington	Aeneas Williams 103-yard fumble return	W, 16-15
Dec. 5, 1999	Philadelphia	Kwamie Lassiter 78-yard interception return	W, 21-17
Nov. 28, 1999	At N.Y. Giants	Eric Swann 42-yard interception return	W, 34-24
Sept. 19, 1999	At Miami	Rob Fredrickson 34-yard interception return	L, 16-19
Dec. 13, 1998	At Philadelphia	Tommy Bennett 70-yard interception return	W, 20-17
Nov. 2, 1997	Philadelphia	Bernard Wilson 66-yard interception return	W, 31-21
Oct. 12, 1997	N.Y. Giants	Aeneas Williams 30-yard interception return	L, 13-27
Sept. 28, 1997	At Tampa Bay	Aeneas Williams 42-yard interception return	L, 18-19
Dec. 22, 1996	At Philadelphia	Aeneas Williams 65-yard interception return	L, 19-29
Dec. 15, 1996	Washington	Jamir Miller 26-yard return with lateral from fumble	W, 27-26
Dec. 25, 1995	Dallas	Aeneas Williams 48-yard interception return	L, 13-37
Dec. 9, 1995	At San Diego	Clyde Simmons 25-yard interception return	L, 25-28
Oct. 29, 1995	Seattle	Lorenzo Lynch 72-yard interception return	W, 20-14
Oct. 29, 1995	Seattle	Keith McCants 5-yard fumble return	W, 20-14
Oct. 15, 1995	Washington	Aeneas Williams 28-yard interception return	W, 24-20
Nov. 27, 1994	Chicago	Keith McCants 46-yard interception return	L, 16-19
Oct. 31, 1993	New Orleans	Aeneas Williams 20-yard fumble return	L, 17-20
Oct. 31, 1993	New Orleans	Aeneas Williams 46-yard interception return	L, 17-20
Sept. 5, 1993	At Philadelphia	Lorenzo Lynch 55-yard fumble return	L, 17-23
Nov. 15, 1992	At Atlanta	Robert Massey 46-yard interception return	L, 17-20
Oct. 4, 1992	Washington	Robert Massey 31-yard interception return	W, 27-24
Oct. 4, 1992	Washington	Robert Massey 41-yard interception return	W, 27-24
Nov. 24, 1991	Philadelphia	Lorenzo Lynch 35-yard interception return	L, 14-34
Sept. 8, 1991	At Philadelphia	Rod Saddler 7-yard fumble return	W, 26-10
Sept. 1, 1991	At L.A. Rams	Eric Hill 85-yard fumble return	W, 24-14
Dec. 9, 1990	At Atlanta	Marcus Turner 47-yard interception return	W, 24-13
Dec. 2, 1990	Indianapolis	Marcus Turner 21-yard return with lateral from interception	W, 20-17
Nov. 12, 1989	Dallas	Tim McDonald 53-yard interception return	W, 24-20
Oct. 29, 1989	At Dallas	Michael Zordich 16-yard interception return	W, 19-10
Dec. 10, 1988	Philadelphia	E.J. Junior 36-yard fumble return	L, 17-23
Oct. 25, 1988	Washington	Cedric Mack 47-yard fumble return	W, 30-21
Oct. 2, 1988	At L.A. Rams	Rod Saddler 16-yard fumble return	W, 41-27
Nov. 8, 1987	Tampa Bay	Niko Noga 23-yard fumble return	W, 31-28
Oct. 11, 1987	New Orleans	Mark Jackson 77-yard fumble return	W, 24-19
Oct. 11, 1987	New Orleans	Leonard Smith 29-yard fumble return	W, 24-19
Oct. 4, 1987	At Washington	Peter Noga 60-yard interception return	L, 21-28
Sept. 8, 1985	At Cleveland	Lionel Washington 48-yard interception return	W, 27-24
Dec. 2, 1984	At New England	Thomas Howard 29-yard fumble return	W, 33-10
Sept. 16, 1984	At Indianapolis	Leonard Smith 25-yard interception return	W, 34-33
Dec. 11, 1983	At L.A. Raiders	Elois Grooms 40-yard fumble return	W, 34-24
Oct. 24, 1983	N.Y. Giants	Benny Perrin 32-yard fumble return	T, 20-20
Oct. 2, 1983	At Kansas City	Lee Nelson 36-yard fumble return	L, 14-38
Nov. 25, 1981	At Baltimore	Dave Ahrens 14-yard interception return	W, 35-24
Sept. 28, 1980	Philadelphia	Eric Allen 70-yard interception return	W, 24-14
Nov. 4, 1979	Minnesota	Roger Wehrli 9-yard interception return	W, 37-7
Oct. 28, 1979	Cleveland	Steve Neils 72-yard fumble return	L, 20-38
Sept. 9, 1979	At N.Y. Giants	Mark Arneson 29-yard fumble return	W, 27-14
Oct. 31, 1977	N.Y. Giants	Mike Sensibaugh 79-yard interception return	W, 28-0

\* Postseason





Date	Opponent	Play	Outcome, Score
Oct. 9, 1977	Dallas	Charlie Davis 36-yard fumble return	L, 24-30
Oct. 3, 1976	N.Y. Giants	Mike Sensibaugh 35-yard interception return	W, 27-21
Nov. 23, 1975	At N.Y. Jets	Norm Thompson 61-yard interception return	W, 37-6
Oct. 27, 1974	Washington	Roger Wehrli 53-yard interception return	W, 23-20
Sept. 29, 1974	Cleveland	Norm Thompson 56-yard interception return	W, 29-7
Sept. 22, 1974	At Washington	Ron Yankowski 71-yard fumble return	W, 17-10
Dec. 10, 1972	L.A. Rams	Norm Thompson 58-yard fumble return	W, 24-14
Nov. 28, 1971	At N.Y. Giants	Larry Stallings 26-yard interception return	W, 24-7
Dec. 20, 1970	At Washington	Chuck Latourette 32-yard fumble return	L, 27-28
Nov. 1, 1970	Houston	Don Parish 41-yard interception return	W, 44-0
Sept. 27, 1970	Washington	Miller Farr 19-yard interception return	W, 27-17
Dec. 21, 1969	At Green Bay	Larry Wilson 88-yard fumble return	L, 28-45
Oct. 19, 1969	Minnesota	Bob Rowe 18-yard interception return	L, 10-27
Sept. 28, 1969	Chicago	Larry Stallings 62-yard fumble return	W, 20-17
Sept. 22, 1968	At San Francisco	Don Brumm 17-yard fumble return	L, 17-35
Oct. 22, 1967	Philadelphia	Pat Fischer 69-yard interception return	W, 48-14
Oct. 31, 1966	Chicago	Larry Wilson 29-yard interception return	W, 24-17
Oct. 2, 1966	At Philadelphia	Jerry Stovall 18-yard interception return	W, 41-10
Oct. 2, 1966	At Philadelphia	Larry Wilson 91-yard interception return	W, 41-10
Dec. 18, 1965	Cleveland	Larry Wilson 95-yard interception return	L, 24-27
Nov. 28, 1965	Philadelphia	Larry Stallings 17-yard fumble return	L, 24-28
Sept. 26, 1965	At Cleveland	Don Brumm 10-yard fumble return	W, 49-13
Dec. 13, 1964	Philadelphia	Jerry Stovall 31-yard interception return	W, 36-24
Nov. 29, 1964	At Pittsburgh	Pat Fischer 49-yard fumble return	W, 21-20
Nov. 22, 1964	At Philadelphia	Larry Wilson 42-yard interception return	W, 38-13
Nov. 8, 1964	Pittsburgh	Dale Meinert 18-yard interception return	W, 34-30
Oct. 18, 1964	Washington	Pat Fischer 39-yard interception return	W, 38-24
Oct. 4, 1964	At Washington	Pat Fischer 33-yard interception return	W, 23-17
Dec. 8, 1963	Philadelphia	Larry Wilson 42-yard fumble return	W, 32-14
Oct. 6, 1963	At Minnesota	John Symank 31-yard interception return	W, 56-14
Sept. 14, 1963	At Dallas	Jimmy Hill 58-yard interception return	W, 34-7
Oct. 28, 1962	At Dallas	Larry Wilson 57-yard interception return	W, 28-24
Dec. 17, 1961	Pittsburgh	Billy Stacy 25-yard fumble return after lateral from Joe Robb	W, 20-0
Nov. 26, 1961	At Pittsburgh	Jerry Norton 47-yard interception return	L, 27-30
Nov. 26, 1961	At Pittsburgh	Jerry Norton 37-yard interception return	L, 27-30
Nov. 5, 1961	At Dallas	Billy Stacy 31-yard interception return	W, 31-17
Nov. 5, 1961	At Dallas	Billy Stacy 34-yard interception return	W, 31-17
Oct. 22, 1961	At Washington	Jimmy Hill 35-yard interception return	W, 24-0
Sept. 17, 1961	At N.Y. Giants	William West fumble recovery in end zone	W, 21-10
Oct. 30, 1960	At N.Y. Giants	Billy Stacy 33-yard fumble return	W, 20-13

## SPECIAL TEAMS TOUCHDOWNS

### 1960-2012

Date	Opponent	Play	Outcome, Score
Dec. 23, 2012	Chicago	Justin Bethel 82-yard return of blocked Adrian Wilson goal	L, 13-28
Nov. 27, 2011	At St. Louis	Patrick Peterson 80-yard punt return	W, 23-20
Nov. 6, 2011	St. Louis	Patrick Peterson 99-yard punt return	W, 19-13 (OT)
Oct. 30, 2011	At Baltimore	Patrick Peterson 82-yard punt return	L, 27-30
Sept. 11, 2011	Carolina	Patrick Peterson 89-yard punt return	W, 28-21
Nov. 7, 2010	At Minnesota	Michael Adams 30-yard fumble return	L, 24-27 (OT)
Nov. 7, 2010	At Minnesota	LaRod Stephens-Howling 96-yard kickoff return	L, 24-27 (OT)
Sept. 26, 2010	Oakland	LaRod Stephens-Howling 102-yard kickoff return	W, 24-23
Nov. 29, 2009	At Tennessee	LaRod Stephens-Howling 99-yard kickoff return	L, 17-20
Sept. 20, 2009	At Jacksonville	Antrel Rolle 83-yard return of blocked Calais Campbell field goal	W, 31-17
Dec. 14, 2008	Minnesota	Rod Hood 68-yard return of blocked D. Rodgers-Cromartie field goal	L, 14-35
Oct. 12, 2008	Dallas	Monty Beisel three-yard return of Sean Morey blocked punt in OT	W, 30-24 (OT)
Oct. 12, 2008	Dallas	J.J. Arrington 93-yard kickoff return TD to begin game	W, 30-24 (OT)
Sept. 30, 2007	Pittsburgh	Steve Breaston 73-yard punt return	W, 21-14
Nov. 26, 2006	At Minnesota	J.J. Arrington 99-yard kickoff return	L, 26-31
Sept. 28, 2003	At St. Louis	Josh Scobey 100-yard kickoff return	L, 13-37
Sept. 15, 2002	At Seattle	MarTay Jenkins 95-yard kickoff return	W, 24-13
Nov. 12, 2000	At Minnesota	MarTay Jenkins 98-yard kickoff return	L, 14-31
Sept. 14, 1997	At Washington	Tommy Bennett blocked punt recovery in end zone	L, 13-19
Nov. 19, 1995	At Carolina	Aeneas Williams 72-yard return of blocked field goal	L, 7-27
Sept. 12, 1993	At Washington	Johnny Bailey 58-yard punt return	W, 17-10
Dec. 13, 1987	N.Y. Giants	Vai Sikaheima 76-yard punt return	W, 27-24
Dec. 21, 1986	Tampa Bay	Vai Sikaheima 71-yard punt return	W, 21-17
Dec. 21, 1986	Tampa Bay	Vai Sikaheima 60-yard punt return	W, 21-17
Sept. 20, 1981	Washington	Stump Mitchell 50-yard punt return	L, 10-30
Dec. 7, 1980	Detroit	Roy Green 57-yard punt return	W, 24-23
Oct. 21, 1979	At Dallas	Roy Green 106-yard kickoff return	L, 13-22
Nov. 19, 1978	At Washington	Willard Harrell 70-yard punt return	W, 27-17
Oct. 13, 1975	At Washington	Terry Metcalf 93-yard kickoff return	L, 17-27
Nov. 2, 1975	New England	Terry Metcalf 69-yard punt return	W, 24-17
Dec. 21, 1975	At Detroit	Dwayne Crump 64-yard return of blocked field goal	W, 24-13
Sept. 29, 1974	Cleveland	Terry Metcalf 94-yard kickoff return	W, 29-7
Sept. 23, 1973	Washington	Don Shy 97-yard kickoff return	W, 34-27
Oct. 1, 1972	Pittsburgh	Norm Thompson 8-yard return of blocked punt	L, 19-25
Nov. 21, 1971	Philadelphia	George Hoey 103-yard kickoff return	L, 20-37
Nov. 16, 1970	At Dallas	Johnny Roland 74-yard punt return	W, 38-0
Dec. 21, 1969	At Green Bay	John Gilliam 100-yard kickoff return	L, 28-45
Sept. 29, 1968	At New Orleans	Chuck Latourette 86-yard punt return	W, 21-20
Sept. 25, 1966	At Cleveland	Roy Shivers 94-yard kickoff return	W, 34-28
Oct. 2, 1966	At Philadelphia	Johnny Roland 86-yard punt return	W, 41-10
Sept. 27, 1964	At San Francisco	Jim Burson 68-yard punt return	W, 23-13
Oct. 15, 1961	Philadelphia	Bobby Joe Conrad 73-yard punt return	L, 7-20

## CARDINALS QUARTERBACKS

### STARTING QUARTERBACK WON-LOSS (1960-2012)

Player	Record	Player	Record	Player	Record	Player	Record
Derek Anderson	.....2-7	Sammy Garza	.....0-1	George Izo	.....1-0	John Navarre	.....0-1
Pete Beathard	.....2-3	Stan Gelbaugh	.....0-3	Gary Keithley	.....1-1	Terry Nofsinger	.....1-4
Steve Beuerlein	.....9-12	Kent Graham	.....5-10	Shaun King	.....0-2	Steve Pisarkiewicz	.....2-2
Jeff Blake	.....3-10	Ralph Gugliemi	.....3-2	Kevin Kolb	.....6-8	Jake Plummer	.....30-52
Dave Brown	.....3-4	Shawn Halloran	.....1-1	Dave Krieg	.....4-12	John Roach	.....4-5-1
Stoney Case	.....0-1	Max Hall	.....1-2	Charley Johnson	.....36-28-5	Timm Rosenbach	.....5-15
Chris Chandler	.....5-12	Jim Hart	.....87-87-5	Matt Leinart	.....7-10	Jay Schroeder	.....5-3
Gary Cuozzo	.....1-5	King Hill	.....0-1	Ryan Lindley	.....1-3	John Skelton	.....8-9
Boomer Esiason	.....3-5	Gary Hogeboom	.....5-8	Neil Lomax	.....47-53-2	Cliff Stoudt	.....0-4
Sam Etcheverry	.....5-8	Brian Hoyer	.....0-1	Mike Loyd	.....0-1	Tom Tupa	.....4-9
		Buddy Humphrey	.....0-3	Josh McCown	.....10-12	Tim Van Galder	.....1-3-1
				Jim McMahon	.....0-1	Kurt Warner	.....27-30

### STARTING QUARTERBACKS (1960-2012)

Year	Quarterbacks	Year	Quarterbacks
2012	John Skelton (1-5), Kevin Kolb (3-2), Ryan Lindley (1-3), Brian Hoyer (0-1)	1985	Neil Lomax (5-11)
2011	Kevin Kolb (3-6), John Skelton (5-2)	1984	Neil Lomax (9-7)
2010	Derek Anderson (2-7), John Skelton (2-2), Max Hall (1-2)	1983	Neil Lomax (7-6-1), Jim Hart (1-1)
2009	Kurt Warner (10-5), Matt Leinart (0-1)	1982	Neil Lomax (5-4)
2008	Kurt Warner (9-7)	1981	Jim Hart (3-6), Neil Lomax (4-3)
2007	Kurt Warner (5-6), Matt Leinart (3-2)	1980	Jim Hart (5-10), Mike Loyd (0-1)
2006	Matt Leinart (4-7), Kurt Warner (1-4)	1979	Jim Hart (3-10), Steve Pisarkiewicz (2-1)
2005	Kurt Warner (2-8), Josh McCown (3-3)	1978	Jim Hart (6-9), Steve Pisarkiewicz (0-1)
2004	Josh McCown (6-7), Shaun King (0-2), John Navarre (0-1)	1977	Jim Hart (7-7)
2003	Jeff Blake (3-10), Josh McCown (1-2)	1976	Jim Hart (10-4)
2002	Jake Plummer (5-11)	1975	Jim Hart (11-3)
2001	Jake Plummer (7-9)	1974	Jim Hart (10-4)
2000	Jake Plummer (3-11), Dave Brown (0-2)	1973	Jim Hart (3-8-1), Gary Keithley (1-1)
1999	Jake Plummer (3-8), Dave Brown (3-2)	1972	Tim Van Galder (1-3-1), Gary Cuozzo (1-5), Jim Hart (2-1)
1998	Jake Plummer (9-7)	1971	Jim Hart (2-6-1), Pete Beathard (2-3)
1997	Kent Graham (1-5), Stoney Case (0-1), Jake Plummer (3-6)	1970	Jim Hart (8-5-1)
1996	Boomer Esiason (3-5), Kent Graham (4-4)	1969	Charley Johnson (2-6-1), Jim Hart (2-3)
1995	Dave Krieg (4-12)	1968	Jim Hart (8-3-1), Charley Johnson (1-1)
1994	Steve Beuerlein (3-4), Jim McMahon (0-1), Jay Schroeder (5-3)	1967	Jim Hart (6-7-1)
1993	Steve Beuerlein (6-8), Chris Chandler (1-1)	1966	Charley Johnson (7-1-1), Terry Nofsinger (1-4)
1992	Timm Rosenbach (0-3), Chris Chandler (4-9)	1965	Charley Johnson (5-6), Buddy Humphre (0-3)
1991	Tom Tupa (4-7), Stan Gelbaugh (0-3), Chris Chandler (0-2)	1964	Charley Johnson (9-3-2)
1990	Timm Rosenbach (5-11)	1963	Charley Johnson (9-5)
1989	Gary Hogeboom (5-8), Tom Tupa (0-2), Timm Rosenbach (0-1)	1962	Sam Etcheverry (1-3), Charley Johnson (3-6-1)
1988	Neil Lomax (7-7), Cliff Stoudt (0-2)	1961	Sam Etcheverry (4-5), Ralph Gugliemi (3-2)
1987	Neil Lomax (6-6), Shawn Halloran (1-1), Sammy Garza (0-1)	1960	King Hill (1-0), John Roach (4-5-1), George Izo (1-0)
1986	Neil Lomax (4-9-1), Cliff Stoudt (0-2)		

### QUARTERBACKS ON ROSTER (1988-2012)

Year	Starter (Games)	Non-Starter (Games)
2012	John Skelton (6), Kevin Kolb (5), Ryan Lindley (4), Brian Hoyer (1)	None
2011	Kevin Kolb (9), John Skelton (7)	Richard Bartel (2)
2010	Derek Anderson (9), John Skelton (4), Max Hall (3)	Richard Bartel (1)
2009	Kurt Warner (15), Matt Leinart (1)	Brian St. Pierre (1)
2008	Kurt Warner (16)	Matt Leinart (4), Brian St. Pierre
2007	Kurt Warner (11), Matt Leinart (5)	Tim Rattay (4), Tim Hasselbeck (1)
2006	Matt Leinart (11), Kurt Warner (5)	John Navarre (1), Shane Boyd
2005	Kurt Warner (10), Josh McCown (6)	John Navarre (1), Rohan Davey
2004	Josh McCown (13), Shaun King (2), John Navarre (1)	*Chris Lewis
2003	Jeff Blake (13), Josh McCown (3)	Preston Parsons
2002	Jake Plummer (16)	Josh McCown (2), Preston Parsons
2001	Jake Plummer (16)	Dave Brown, Chris Greisen
2000	Jake Plummer (14), Dave Brown (2)	Chris Greisen (2), *Sean Keenan
1999	Jake Plummer (11), Dave Brown (5)	Sherdrick Bonner, Chris Greisen (2)
1998	Jake Plummer (16)	Dave Brown (1), Stoney Case, *Cory Sauter
1997	Kent Graham (6), Stoney Case (1), Jake Plummer (9)	None
1996	Boomer Esiason (8), Kent Graham (8)	Stoney Case, Chad May, *Mark Butterfield
1995	Dave Krieg (16)	Mike Buck (4), Stoney Case (2)
1994	Steve Beuerlein (7), Jim McMahon (1), Jay Schroeder (8)	Chris Swartz
1993	Steve Beuerlein (14), Chris Chandler (2)	Will Furrer, Tony Sacca
1992	Timm Rosenbach (3), Chris Chandler (13)	Tony Sacca (2), Erik Wilhelm
1991	Tom Tupa (11), Stan Gelbaugh (3), Chris Chandler (2)	Craig Kupp (1)
1990	Timm Rosenbach (16)	*Craig Kupp, Tom Tupa
1989	Gary Hogeboom (13), Tom Tupa (2), Timm Rosenbach (1)	#Neil Lomax
1988	Neil Lomax (13), Cliff Stoudt (3)	Tom Tupa (2)
		#Injured Reserve

\*Practice squad only



## PRIME TIME GAMES

### MONDAY NIGHT FOOTBALL

Date	Site/Opponent	Result	Att.
Oct. 29, 2012	San Francisco	L, 24-3	62,810
Nov. 29, 2010	San Francisco	L, 27-6	63,208
Dec. 14, 2009	at San Francisco	L, 24-9	69,732
Nov. 10, 2008	San Francisco	W, 29-24	64,519
Sept. 10, 2007	at San Francisco	L, 20-17	68,111
Oct. 16, 2006	Chicago	L, 24-23	63,977
Sept. 27, 1999	San Francisco	L, 24-10	70,993
Dec. 25, 1995	Dallas	L, 37-13	72,394
Sept. 12, 1988	Dallas	L, 17-14	67,139
Sept. 29, 1986	Dallas	L, 31-7	49,077
Nov. 4, 1985	Dallas	W, 21-10	49,337
Oct. 7, 1985	at Washington	L, 27-10	53,134
Oct. 24, 1983	New York Giants	T, 20-20	45,530
Nov. 14, 1977	at Dallas	W, 24-17	63,038
Oct. 31, 1977	New York Giants	W, 28-0	50,323
Oct. 25, 1976	at Washington	L, 20-10	48,325
Oct. 13, 1975	at Washington	L, 27-17	54,693
Nov. 11, 1974	Minnesota	L, 28-24	50,183
Nov. 27, 1972	at Miami	L, 31-10	80,010
Nov. 15, 1971	at San Diego	L, 20-17	46,486
Sept. 27, 1971	New York Jets	W, 17-10	50,358
Nov. 16, 1970	at Dallas	W, 38-0	69,232

Overall: 6-15-1 (Home: 4-8-1; Away: 2-7)

### SUNDAY-THURSDAY NIGHT FOOTBALL

Date	Site/Opponent	Result	Att.
*Oct. 4, 2012	at St. Louis	L, 17-3	54,653
Dec. 6, 2009	Minnesota	W, 30-17	64,121
Oct. 25, 2009	at New York Giants	W, 24-17	78,299
Sept. 27, 2009	Indianapolis	L, 31-10	62,692
*Nov. 27, 2008	at Philadelphia	L, 20-48	69,144
**Oct. 2, 2005	San Francisco	W, 31-14	+103,467
Dec. 15, 2002	at St. Louis	L, 30-28	65,939
Sept. 23, 2001	Denver	L, 38-17	47,239
Nov. 26, 2000	New York Giants	L, 31-7	38,909
Sept. 10, 2000	Dallas	W, 32-31	58,303
Dec. 19, 1999	Buffalo	L, 31-21	59,509
Oct. 17, 1999	Washington	L, 24-10	51,789
Sept. 20, 1998	Philadelphia	W, 17-3	36,717
Sept. 7, 1997	Dallas	W, 25-22 (OT)	70,060
Sept. 8, 1996	Miami	L, 38-10	55,444
*Nov. 30, 1995	New York Giants	L, 10-6	44,246
Sept. 10, 1995	Philadelphia	L, 31-19	45,004
Oct. 30, 1994	Pittsburgh	W, 20-17 (OT)	65,690
Sept. 11, 1994	New York Giants	L, 20-17	60,066
Sept. 19, 1993	Dallas	L, 17-10	73,025
Sept. 13, 1992	Philadelphia	L, 31-14	42,533
Sept. 22, 1991	Dallas	L, 17-9	68,814
Sept. 30, 1990	Washington	L, 38-10	49,303

Overall: 5-15 (Home: 5-12; Away: 0-3)

\* denotes Thursday night game, all others are Sunday night games

\*\* denotes Mexico City + denotes NFL attendance record



The Cardinals and 49ers made history by playing the NFL's first regular-season game outside the United States. The two teams played at Estadio Azteca in Mexico City in front of 103,467 fans in 2005.

## THANKSGIVING GAMES

Date	Site/Opponent	Result	Att.
Nov. 27, 2008	at Philadelphia	L, 48-20	69,144
Nov. 28, 1985	at Dallas Cowboys	L, 35-17	54,125
Nov. 24, 1983	at Dallas Cowboys	L, 35-17	60,764
Nov. 24, 1977	Miami Dolphins	L, 55-14	50,269
Nov. 25, 1976	at Dallas Cowboys	L, 19-14	62,498
Nov. 27, 1975	Buffalo Bills	L, 32-14	41,899
Nov. 23, 1967	at Dallas Cowboys	L, 46-21	68,787
Nov. 23, 1950	Pittsburgh Steelers	L, 28-17	11,622
Nov. 25, 1948	at Detroit Lions	W, 28-14	22,957
Nov. 28, 1935	Green Bay Packers	W, 9-7	7,500
Nov. 29, 1934	Green Bay Packers	W, 6-0	3,500
Nov. 30, 1933	Chicago Bears	L, 22-6	8,000
Nov. 24, 1932	at Chicago Bears	L, 34-0	6,800
Nov. 26, 1931	at Chicago Bears	L, 18-7	14,000
Nov. 27, 1930	at Chicago Bears	L, 6-0	8,175
Nov. 28, 1929	at Chicago Bears	W, 40-6	7,000
Nov. 29, 1928	at Chicago Bears	L, 34-0	10,000
Nov. 24, 1927	at Chicago Bears	W, 3-0	6,000
Nov. 25, 1926	at Chicago Bears	T, 0-0	8,000
Nov. 26, 1925	at Chicago Bears	T, 0-0	39,000
Nov. 27, 1924	Chicago Bears	L, 21-0	13,000
Nov. 29, 1923	at Chicago Bears	L, 3-0	13,500
Nov. 30, 1922	Chicago Bears	W, 6-0	14,000
Overall: 6-15-2			

## HOTTEST/COLDEST (1960-2010)

### HOTTEST GAMES

Kickoff Temperature	Opponent, Site	Date	Result
104°	Atlanta, Sun Devil Stadium	Sept. 30, 2002	L, 34-14
103°	Denver, Sun Devil Stadium	Sept. 23, 2002	L, 38-17
102°	Green Bay, Sun Devil Stadium	Sept. 21, 2003	W, 20-13
101°	Dallas, Sun Devil Stadium	Sept. 9, 1997	W, 25-22
101°	Miami, Sun Devil Stadium	Sept. 8, 1996	L, 38-10
100°	San Diego, Sun Devil Stadium	Sept. 22, 2002	L, 23-15
100°	Dallas, Sun Devil Stadium	Sept. 10, 2000	W, 32-31
100°	Philadelphia, Sun Devil Stadium	Sept. 13, 1992	L, 31-14
99°	Philadelphia, Sun Devil Stadium	Sept. 10, 1995	L, 31-19
99°	Dallas, Texas Stadium	Sept. 20, 1992	L, 31-20
98°	Seattle, Sun Devil Stadium	Sept. 14, 2003	L, 38-0
98°	Philadelphia, Sun Devil Stadium	Sept. 20, 1998	W, 17-3
98°	N.Y. Giants, Sun Devil Stadium	Sept. 11, 1994	L, 20-17
98°	Dallas, Sun Devil Stadium	Sept. 12, 1988	L, 17-14
98°	Dallas, Texas Stadium	Sept. 13, 1981	L, 30-17

### COLDEST GAMES

Kickoff Temperature	Opponent, Site	Date	Result
10°	Philadelphia, Busch Stadium	Dec. 18, 1983	W, 31-7
14°	Washington, Busch Stadium	Dec. 10, 1977	L, 26-20
15°	Philadelphia, Veterans Stadium	Dec. 24, 1989	L, 14-31
15°	L.A. Rams, Busch Stadium	Dec. 10, 1972	W, 24-14
16°	Dallas, Busch Stadium	Dec. 15, 1963	L, 28-24
17°	Cleveland, Busch Stadium	Dec. 14, 1968	W, 27-16
*20°	At Green Bay, Lambeau Field	Jan. 8, 1983	L, 41-16
20°	At Chicago, Soldier Field	Dec. 16, 1979	L, 42-6
21°	Washington, Busch Stadium	Dec. 21, 1980	L, 31-7
22°	Washington, Busch Stadium	Dec. 12, 1982	L, 12-7
22°	Dallas, Busch Stadium	Dec. 16, 1973	L, 30-3
24°	Washington, Busch Stadium	Dec. 21, 1985	L, 27-16

\*Postseason

## HEAD COACHES

Years	Coach	Regular & Postseason Record
1920	Marshall Smith	3-2-1
1921-22	John "Paddy" Driscoll	11-6-2
1923-24	Arnie Horween	13-8-1
1925-26	Norm Barry	16-8-2
1927	Fred Gillies	3-7-1
1928	Guy Chamberlin	1-5-0
1929-30	Ernie Nevers	11-12-3
1931	LeRoy Andrews*	0-2-0
1931	Ernie Nevers	5-2-0
1932	Jack Chevigny	2-6-2
1933-34	Paul Schissler	6-15-1
1935-38	Milan Creighton	16-26-4
1939	Ernie Nevers	1-10-0
1940-42	Jimmy Conzelman	8-22-3
1943-45	Phil Handler**	1-29-0
1946-48	Jimmy Conzelman	27-10-0
1949	Phil Handler	6-5-1
	Buddy Parker***	
1950-51	Earl "Curly" Lambeau	8-16-0
1952	Joe Kuharich	4-8-0

Years	Coach	Regular & Postseason Record
1953-54	Joe Stydahar	3-20-1
1955-57	Ray Richards	14-21-1
1958-61	Frank "Pop" Ivy	17-31-2
1962-65	Wally Lemm	27-26-3
1966-70	Charley Winner	35-30-5
1971-72	Bob Hollway	8-18-2
1973-77	Don Coryell	42-29-1
1978-79	Bud Wilkinson****	9-20-0
1979	Larry Wilson	2-1-0
1980-85	Jim Hanifan	39-49-1
1986-89	Gene Stallings*****	23-34-1
1989	Hank Kuhlmann	0-5
1990-93	Joe Bugel	20-44
1994-95	Buddy Ryan	12-20
1996-2000	Vince Tobin+	29-44-0
2000-03	Dave McGinnis++	17-40
2004-06	Dennis Green	16-32
2007-12	Ken Whisenhunt	49-53
2013-	Bruce Arians	0-0



The 2012 AP Coach of the Year while serving as offensive coordinator/interim head coach with the Indianapolis Colts, Bruce Arians was hired as Arizona's head coach on January 17, 2013.

\* Resigned after two games in 1931  
 \*\* Co-coach with Walt Kiesling of 1944  
 Card-Pitt. team  
 \*\*\* Co-head coaches  
 \*\*\*\* Released after 13 games in 1979

\*\*\*\* Released after 11 games in 1989  
 + Released after seven games in 2000.  
 ++ Interim head coach for eight games in 2000; named permanent head coach prior to season finale.

## ASSISTANT COACHES (1936-2012)

Coach	Position	Years
Aiken Ron	Defensive Line	2007-12
Alosi, Pete	Asst. Strength & Conditioning	2010-
Atkins, Bill	Defensive Secondary	1980-81
Atkins, Dave	Offensive Coordinator	1994-95
Austin, Bill	Offensive Line/Running Game	1972
Austin, Teryl	Defensive Backs	2007-09
Banker, Chuck	Offensive Backfield	1985
	Special Teams/Defensive Assistant	1983-84
	Special Teams	1980-82
Bennett, Leeman	Offensive Backs	1970-71
Bettcher, James	Outside Linebackers	2013-
Bettis, Tom	Defensive Coordinator	1978-84
Blevins, Anthony	Coaching Assistant/Special Teams	2013-
Blue, Ken	Linebackers	1970
Bowles, Todd	Defensive Coordinator	2013-
Braden, Marv	Special Teams	1986-89
Bresnahan, Tom	Offensive Line	1986-88
Brooks, Dan	Special Assignments	1977
Brooks, Larry	Defensive Line	2006
Brown, Don	Flexibility and Strength	1979-84
Buckner, Brentson	Defensive Line	2013-
Bush, Frank	Asst. Head Coach/Linebackers	2004-06
Caldwell, Mike	Linebackers	2013-
Capretta, Ryan	Asst. Strength and Conditioning	2003-2005
Carpenter, Lew	Offensive Coordinator/Receivers	1971-72
Carthon, Maurice	Running Backs	2007-08
Caruthers, LeBaron	Strength and Conditioning	1986-89
Cavanaugh, Matt	Quarterbacks	1995
Champion, Jim	Defensive Line	1966, 1974-75
Christopher, Rick	Tight Ends	2013-
Chryst, Geep	Quarterbacks	1998, 2001-03
	Tight Ends/Quality Control	1996-97
Cioffi, Louie	Defensive Backs	2011-12
Clark, Sam	Intern	1991-92
Cochran, Red	Offensive Backs	1968-69
Cottrell, Ted	Linebackers	1994
	Defensive Line	1990-93
Courtright, Rick	Defensive Quality Control/Asst. Secondary	2004-10
Curzi, Jim	Strength	1976
Daddio, Bill	Assistant Coach	1952
Davis, Bill	Linebackers/Defensive Coordinator	2007-10
Devlin, Mike	Asst. Off. Line/Off. Quality Control	2000-03
Dewell, Billy	Ends	1950
Douglas, Otis	Line	1955

Dowhower, Rod	Offensive Coordinator	1983-84
	Quarterbacks and Receivers	1973
Drake, Darryl	Wide Receivers	2013-
Drulis, Chuck	Defensive Coordinator/Linebackers	1972
	Defensive Backs	1971
	Defensive Coach	1962-70
	Assistant Coach	1958-61
	Defensive Line	1956-57
Elliott, Pete	Offensive Backfield	1978
Evans, Dick	Assistant Coach	1952
Everest, Al	Special Teams	1996-99
Fassel, Jim	Offensive Coordinator	1996
Feldman, Rudy	Linebackers	1982-85
Feldman, Rudy	Defensive Line	1978-81
FitzGerald, Jeff	Linebackers	2001-03
	Quality Control	2000
Ford, Robert	Wide Receivers	2004
Forzano, Rick	Offensive Backs/Game Scouting	1966-67
Galbraith, Marty	Tight Ends	2003
Gallagher, Dick	Ends	1953
Garrett, John	Quarterbacks	1999-2000
Garver, Kevin	Offensive Assistant	2013-
Gibbs, Bob	Offensive Backs	1973-77
Gilmer, Harry	Quarterbacks	1967-69, 81-82
	Quarterbacks and Receivers	1975-80
Glick, Fred	Defensive Secondary	1978-79
Godette, Cary	Defensive Line Assistant	2003
Goldberg, Marshall	Assistant Coach/Chief Scout	1949
Goodwin, Harold	Offensive Coordinator	2013-
Greene, Joe	Defensive Line	1996-2003
Grimm, Chad	Offensive Quality Control	2009-12
Grimm, Russ	Asst. Head Coach/Offensive Line/Run Game Coordinator	2007-12
Haley, Todd	Offensive Coordinator	2007-08
Hall, Sid	Linebackers	1974-75
	Defensive Line	1973
Hammond, Bobby	Running Backs	1990-91
Handler, Phil	Line	1946-48, 50-51
	Assistant Coach	1936-42
Hanifan, Jim	Offensive Line	1973-78
Hargrave, Carl	Offensive Consultant	2004
	Tight Ends	2005-06
Heiden, Steve	Assistant Special Teams/Assistant Tight Ends	2013-
Henderson, Donnie	Defensive Backs	2010





Henke, Ed	Player Coach (Defensive Line)	1963
Hoener, Pete	Offensive Line	2003
	Tight Ends	2001-02
	Tight Ends	1985-86
Horton, Ray	Defensive Coordinator	2011-12
<b>I</b>		
Isbell, Cecil	Backfield	1950-51
<b>J</b>		
Jackson, Bobby	Running Backs	1992-93
Jamieson, Dick	Offensive Coordinator	1985, 1997
	Offensive Backfield	1980-84
Johnson, Jim	Defensive Backs	1990-93
	Defensive Line	1986-89
Jones, Amos	Special Teams Coordinator	2013
Jones, Ronnie	Defensive Coordinator	1994-95
Jorge, Ernie	Line	1953-54
<b>K</b>		
Keane, Tom	Assistant Coach	1957
Kellison, John	Assistant Coach/Talent Scout	1955-56
Khayat, Bill	Offensive Quality Control	2004-06
Kitchens, Freddie	Tight Ends	2007
Kruczek, Mike	Quarterbacks	2004-06
Kuhlmann, Hank	Special Teams	2000-03
	Tight Ends	1998-99
	Running Backs	1986-89
Kwan, Stan	Sp. Teams Asst./Def. Quality Control	2001-03
<b>L</b>		
Lanham, Paul	Special Teams	1972
Lawrence, Daryl	Asst. Strength and Conditioning	2004-06
Lawrence, Don	Tight Ends	2000
Leach, Bob	Defensive Line	1971-72
Lemm, Wally	Assistant Coach	1956, 1959
Lindsay, Everett	Offensive Line	2004-05
Loney, Steve	Offensive Assistant/Offensive Line	1993; 2006
Lott, John	Strength & Conditioning	2007
Lovat, Tom	Offensive Line	1980-84, 1990-91
<b>M</b>		
Marmie, Larry	Defensive Coordinator	2001-03
	Defensive Backs	1996-2000
Martinez, George	Running Backs	1995
	Quality Control	1994
Matsko, John	Offensive Line	1992-93
Mauck, Carl	Offensive Line	1996-97
McDaniel, LeCharles	Wide Receivers	1993
McGinnis, Dave	Defensive Coordinator	1996-2000
McLaughlin, Leon	Special Assistant/Quality Control	1986-89
	Special Assistant to the Head Coach	1980-85
	Special Assistant	1979
McMillan, Ernie	Offensive Line	1985
McNulty, John	Quarterbacks/Wide Receivers	2009-12
Miller, Chris	Quarterbacks	2009-11
Miller, Mike	Wide Receivers/Passing Game Coordinator	2007-12
	Offensive Coordinator	
Miller, Red	Offensive Line	1966-70
Milus, Ron	Defensive Backs	2003
Mitchell, Stump	Running Backs	2013
Modkins, Curtis	Running Backs	2009
Moore, Mal	Wide Receivers	1986-89
Moore, Tom	Assistant Head Coach/Offense	2013
Morriss, Guy	Offensive Line Assistant	1994
Muha, Joe	Backfield	1954
Murphy, Mike	Inside Linebackers/Quality Control	1991-93
	Defensive Assistant/Quality Control	1990
<b>N</b>		
Neal, Dan	Offensive Line	1994-95
Nixon, Mike	Assistant Coach	1952
Nowaskey, Bob	Ends	1954-57, 1956
<b>O</b>		
O'Dea, Kevin	Special Teams	2004-05
Olson, Rich	Offensive Coordinator	2001-02
<b>P</b>		
Parker, Buddy	Special Assistant	1978
	Assistant Coach	1943, 1945-48
Pascale, Joe	Linebackers	1986-89
	Outside Linebackers	1991-93
	Defensive Coordinator	1990
Pendergast, Clancy	Defensive Coordinator	2004-08
Peters, Floyd	Assistant Head Coach/Defense	1982-85
Pires, Glenn	Linebackers	1996-2000
Plasman, Dick	Assistant Coach	1947-49
Plumb, Ted	Receivers/Tight Ends	1994-95
	Tight Ends	1993
	Wide Receivers	1990-92
Pollard, Deek	Defensive Line	2004-05

Polsfoot, Fran	Wide Receivers	1962-67
Pratt, Tom	Pass Rush Specialist	2013
Prochaska, Ray	Offensive Line	1962-65
	Assistant Coach	1958-61
	Offensive Line	1979-80
Putnam, Duane	Assistant Coach	1979-80
<b>R</b>		
Raich, Matt	Defensive Assistant/Linebackers	2007-12
Ramsey, Buster	Player Coach (Defense)	1951
Ramsey, Kevin	Defensive Backs	2001-02
Rapone, Nick	Defensive Backs	2013
Rapp, Vic	Wide Receivers	1996-2000
Reich, Frank	Wide Receivers	2012
Renfro, Mel	Defensive Backs	1986-87
Rhyme, Jerry	Offensive Coordinator	1990-93
Richards, Ray	Assistant Coach	1954
Roberts, Al	Special Teams	1994-95
Robinson, Tommie	Running Backs	2010-12
Rodriguez, Pete	Special Teams	1990-93
Rogucki, Bob	Strength and Conditioning	1990-2003
Roland, Johnny	Running Backs	1997-2003
Ross, Kevin	Cornerbacks	2013
Rowen, Keith	Offensive Coordinator	2005-06
Rutledge, Jeff	Quarterbacks	2007-08
Ryan, Rex	Linebackers	1995
	Defensive Line	1994
Ryan, Rob	Defensive Backs	1994-95
<b>S</b>		
Schlinkman, Walt	Defensive Backs	1964
	Assistant Coach	1959
Sevier, Wayne	Special Assignments	1974-75
Shipp, Ken	Receivers/Game Scouting	1968-70
Shofner, Jim	Offensive Coordinator	1986-89
Shroyer, Don	Linebackers	1966-69
	Defensive Backs	1963
	Offensive Backs	1962
Shurmur, Fritz	Defensive Coordinator	1991-93
Simpson, Jackie	Defensive Backs	1973
Skipper, Jim	Running Backs	1996
Slowik, Ryan	Outside Linebackers/Def. Quality Control	2009
Smith, Jerry	Special Teams	1985
Solari, Mike	Offensive Line	1989
Solomon, Richard	Defensive Backs	2004-06
Spencer, Joe	Offensive Line	1971
Spencer, Kevin	Special Teams	2007-12
Stahley, Skip	Backfield	1963
Stanley, Jim	Defensive Line	1995
Stuber, Abe	Assistant/Talent Scout	1965-67
	Assistant Coach	1958
Sullivan, Jerry	Offensive Coordinator	2003
	Wide Receivers	2001-02
Sweeney, Jim	Offensive Backfield	1979
<b>T</b>		
Thurman, Dennis	Defensive Backs	1988-89
Thompson, Jerry	Special Teams	1978-79
Thompson, Tommy	Backfield	1955
Thomas, Emmitt	Receivers	1981-85
Thornton, Bill	Running Backs	1972
Tolbert, Tyke	Wide Receivers	2003
Townsend, Deshea	Asst. Defensive Backs	2011-12
Trestman, Marc	Offensive Coordinator	1998-2000
Trippi, Charley	Offensive Backs	1963-65
	Assistant Coach	1956-57
<b>V</b>		
Van Zandt, Lance	Defensive Backfield	1985
Versaci, Tony	Special Teams/Special Assignments	1971
Voris, Dick	Defensive Coordinator/Linebackers	1968-70
	Defensive Line	1968-70
<b>W</b>		
Walsh, Charles	Assistant Coach	1940-41
Ward, Dedic	Offensive Quality Control	2007-08
Warhop, George	Offensive Line	1998-02
Weber, Chuck	Defensive Backs	1976-77
Wetzel, Steve	Strength and Conditioning	2004-06
Wilsley, Ray	Defensive Coordinator	1973-77
	Assistant Coach	1960-61
Wilson, Kirby	Running Backs	2004-06
Wilson, Larry	Player-Coach (Defensive Backs)	1972
Wilson, Mike	Tight Ends	2004
	Wide Receivers	2005-06
Wood, Alex	Offensive Coordinator	2004
Wylie, Bob	Offensive Line	2004
<b>Z</b>		
Zapalac, Willie	Defensive Line	1976-77
Zauner, Gary	Special Teams	2006
Zierlein, Larry	Assistant Offensive Line	2013



## CARDINALS RING OF HONOR



### ERNEST NEVERS

**Pro Football Hall of Fame Class of 1963**

**Fullback 6-0, 204 (Stanford)**

**1926-27 Duluth Eskimos, 1929-31 Chicago Cardinals**

Ernest Alonzo Nevers ... Stanford all-American, 1925 Rose Bowl hero ... Lured from pro baseball career by Eskimos ... Truly a do-everything iron man, playing 1,714 of 1,740 minutes in 29-game 1926 season ... Missed 1928 with injuries, returned with Cardinals, 1929 ... Scored NFL record 40 points (six touchdowns, four conversions) in one game against Bears on Thanksgiving Day, 1929 ... All-league all five NFL seasons ... Player-coach one year in Duluth, two in Chicago ... Born June 11, 1903 in Willow River, Minnesota ... Died May 3, 1976, at age of 72.



### JIMMY CONZELMAN

**Pro Football Hall of Fame Class of 1964**

**Quarterback 6-0, 175 Coach-Owner (Washington University-St. Louis)**

**1920 Decatur Staleys, 1921-22 Rock Island Independents, 1922-24 Milwaukee Badgers, 1925-26 Detroit Panthers, 1927-30 Providence Steam Roller, 1940-**

**42, 1946-48 Chicago Cardinals**

James Gleason Conzelman ... Multi-talented, athlete, editor, executive, songwriter, orator ... Began NFL career with Staleys, 1920 ... Player-coach of four NFL teams in the 1920s, including 1928 champion Providence ... Player-coach-owner of Detroit, 1925-26 ... Knee injury ended 10-year playing career, 1929 ... Coached Cardinals to 1947 NFL Championship, 1948 Western Division crown ... Born March 6, 1898 in St. Louis, Missouri ... Died July 31, 1970, at age of 72.



### JOHN (PADDY) DRISCOLL

**Pro Football Hall of Fame Class of 1965**

**Quarterback 5-11, 160 (Northwestern)**

**1919 Hammond Pros (pre-NFL), 1920-25 Chicago Cardinals, 1926-29 Chicago Bears**

John Leo Driscoll ... Triple-threat on attack, flawless on defense ... Led Cardinals to 1925 NFL Championship ... Dropkicked record four field goals in one game, 1925 ... Dropkicked 50-yard field goal, 1924 ... Scored 27 points in one game, 1923 ... 23 precision punts stymied Red Grange's NFL debut, 1925 ... Traded by Cardinals to Bears, 1926, to thwart signing with rival AFL ... Sparked Bears for four years ... All-NFL six times ... Born January 11, 1896, in Evanston, Illinois ... Died June 29, 1968, at age 72.



### CHARLES W. BIDWILL, SR.

**Pro Football Hall of Fame Class of 1967**

**Owner-Administrator (Loyola-Chicago)**

**1933-1947 Chicago Cardinals**

Charles W. Bidwill, Sr. ... Purchased Cardinals' franchise, 1933 ... Staunch faith in professional football stood as guiding light during dark depression years ... Dealt rival All-America Football Conference most stunning blow with \$100,000 signing of two-time Georgia all-America halfback Charley Trippi, 1947 ... Built famous "Dream Backfield" but died before it could bring him a Cardinals' championship ... Financial help saved Bears' ownership for George Halas, 1932 ... Born September 16, 1895, in Chicago, Illinois ... Died April 19, 1947, at age of 51.



### CHARLEY TRIPPI

**Pro Football Hall of Fame Class of 1968**

**Halfback, Quarterback 6-0, 186 (Georgia)**

**1947-1955 Chicago Cardinals**

Charles Louis Trippi ... Cards' No. 1 future draft pick, 1945 ... Georgia all-America, 1946 ... Played in four Chicago All-Star games as collegian ... \$100,000 signee during AAFC-NFL war, 1947 ... Final link in Cards' famed "Dream Backfield" ... Scored two touchdowns in 1947 NFL Championship Game as Cardinals defeated Philadelphia 28-21 ... All-NFL, 1948 ... Extremely versatile—played halfback five years, quarterback two years, defense two years ... Gained nearly 10,000 yards and accounted for 53 touchdowns during Cardinal career ... Born December 14, 1922 in Pittston, Pennsylvania.



## **OLLIE MATSON**


**Pro Football Hall of Fame Class of 1972**

**Halfback 6-2, 220 (San Francisco)**

**1952, 1954-58 Chicago Cardinals, 1959-62 Los Angeles Rams, 1963**

**Detroit Lions, 1964-66 Philadelphia Eagles**

Ollie Genoa Matson ... San Francisco all-America ... U.S. Olympic medalist in track, 1952 ... No. 1 draft pick, 1952 ... All-NFL 1954-57 ... In six season with Cards, did not miss a game ... Rushed for 3,331 yards and 24 touchdowns, caught 130 passes for 2,150 yards and 24 touchdowns ... Added nine touchdowns on kick returns ... Traded to Rams for nine players, 1959 ... Career ledger: 12,844 combined yards, 5,173 yards rushing, 222 receptions, 438 points ... Elected to six Pro Bowls ... MVP in 1956 Pro Bowl ... Born May 1, 1930 in Trinity, Texas.



## **DICK (NIGHT TRAIN) LANE**

**Pro Football Hall of Fame Class of 1974**

**Cornerback 6-1, 194 (Scottsbluff -NE Junior College)**

**1952-53 Los Angeles Rams, 1954-59 Chicago Cardinals, 1960-65**

**Detroit Lions**

Richard Lane ... Joined Rams as free agent after four years in Army ... Set NFL interception record (14) as rookie, 1952 ... All-NFL six years ... Named to seven Pro Bowls ... Selected all-time NFL cornerback, 1969 ... Career interception record: 68 for 1,207 yards, five touchdowns ... Averaged over 20 yards on 30 interception returns for Cardinals, 1960-65 ... Gambler on field, spectacular playmaker ... Deadly open-field tackler ... Very fast, agile, aggressive ... Born April 16, 1928 in Austin, Texas ... Died January 29, 2002, at age of 73.



## **MARSHALL GOLDBERG**

**Halfback, Defensive Back 5-11, 190 (Pittsburgh)**

**1939-1948 Chicago Cardinals**

Two-time all-America at Pittsburgh ... All-around performer starred as ball carrier, defensive back, and return specialist ... Played with Cardinals 1939-43, 1946-48 ... Earned second-team All-Pro notice in 1941 when, at midseason, led the league in rushing, punt and kickoff returns, and interceptions ... Key member of Cards' 1947 NFL Championship team ... Original member of Cards' "Dream Backfield" of Paul Chrisman, Pat Harder, Charley Trippi, and Elmer Angsman, and Goldberg ... Born October 25, 1917 in Elkins, West Virginia ... Died April 3, 2006, at age of 88.

## **AENEAS MAKES FINAL 10 FOR SECOND STRAIGHT YEAR**

Former Cardinals cornerback Aeneas Williams was again chosen as one of 15 modern-day finalists for the Pro Football Hall of Fame Class of 2013, and for the second straight year, he advanced to the final 10 candidates for induction when the Hall of Fame committee met to select this year's class prior to Super Bowl XLVII in February.

Williams, who played for the Cardinals from 1991-2000 and then for the St. Louis Rams from 2001-04, was a finalist for the second time in his fourth year of eligibility. In 2012, he became the first Arizona Cardinals draft pick to be among the modern-day finalists.

In 14 years in the NFL, Williams had 55 interceptions and scored 13 total touchdowns (9 on interception returns, 3 on fumble returns and 1 on a blocked FG return). He was an eight-time Pro Bowler, going to six straight as a member of the Cardinals from 1994-99, and a three-time first-team All-Pro selection, and he was named to the NFL's All-Decade team for the 1990s.

Williams will be considered for induction again in the Class of 2014. Semifinalists will be announced in November and the field will be narrowed down to 15 modern-day finalists and two senior nominees in January 2014. The final Class of 2014 will be chosen and announced on February 1, 2013, the day before Super Bowl XLVIII in New York/New Jersey.






## DAN DIERDORF

**Pro Football Hall of Fame Class of 1996**

**Tackle 6-3, 275 (Michigan)**

**1971-1983 St. Louis Football Cardinals**

Daniel Lee Dierdorf ... No. 2 draft pick, 1971 ... Michigan all-America ... Possessed size, speed, quickness, discipline, intelligence, consistency ... Equally effective as pass protector, run blocker ... Right tackle, anchored offensive line which led the NFL three years, NFC five years in fewest quarterback sacks allowed ... All-Pro five times, played in six Pro Bowls ... Named best blocker three years by NFL Players Association ... Born June 19, 1949 in Canton, Ohio.



## PAT TILLMAN

**Safety 5-11, 202 (Arizona State)**

**1998-2001 Arizona Cardinals**

Patrick Daniel Tillman ... Seventh round selection (226th overall) in 1998 NFL Draft out of Arizona State ... Former college linebacker converted to safety ... Was a fierce competitor who defied odds to become a three-year starting safety that set a franchise single-season record with 224 tackles in 2000 ... Finished four-year career with 478 tackles (247 solos) ... Tillman turned down a three-year contract and left the Cardinals prior to the 2002 season to enlist in the U.S. Army and become a member of the elite Army Ranger unit ... He was killed in action on April 22, 2004 in Afghanistan ... His jersey #40 became the fifth retired number in team history ... Born November 6, 1976 in Fremont, California.




## LARRY WILSON

**Pro Football Hall of Fame Class of 1978**

**Free Safety 6-0, 190 (Utah)**

**1960-1972 St. Louis Football Cardinals**

Lawrence Frank Wilson ... Two-way star at Utah, No. 7 draft pick, 1960 ... Cat-like defender, exceptional team leader ... Became NFL's top free safety, made "safety blitz" famous ... All-NFL six times, played in eight Pro Bowls ... Interceptions in seven straight games, led NFL with 10 thefts, 1966 ... In 1965 vs. Pittsburgh, with casts on two broken hands, intercepted a pass to set up go-ahead touchdown in 21-17 victory ... 52 career interceptions, 800 return yards, five touchdowns ... Career as Cardinal stretched from 1960 rookie season through retirement as team vice president in 2003 ... Born May 24, 1938, in Rigby, Idaho.



## ROGER WEHRLI

**Pro Football Hall of Fame Class of 2007**

**Cornerback 6-0, 190 (Missouri)**

**1969-1982 St. Louis Football Cardinals**

Roger Russel Wehrli ... Missouri all-America and Cardinals' first-round draft choice in 1969 ... Day-one starter as a rookie ... Flawless technician in pass coverage ... Appeared in 193 games and amassed 40 career interceptions, franchise record-tying 19 fumble recoveries ... Named to NFL's All-Decade Team of the 1970s ... Selected to seven Pro Bowls, named All-Pro five times ... Defensive cornerstone for the exciting Cardinals teams of the mid-70s that forged a three-year record of 31-11 (10-4, 11-3, 10-4) from 1974-76 ... Born November 26, 1947 in New Point, Missouri.



## AENEAS WILLIAMS

**Cornerback 5-11, 200 (Southern)**

**1991-2000 Arizona Cardinals**

Aeneas Demetrius Williams ... Third round selection (59th overall) in the 1991 NFL Draft out of Southern University ... Played in every game as a Cardinal, starting all but one including 157 consecutive starts ... Named to NFL team of the 1990's ... Was a six-time pro-bowler (1994-99), including the first four as a starter ... Led or shared the NFC interception lead among cornerbacks three-times (1991-4, 1994-9, 1997-4) ... Seven-time Cardinal interceptions leader or co-leader 1991, '94-97, '99-00) ... Second in Cards all-time interception list with 46 career interceptions ... Holds franchise record with six career interception returns for touchdowns ... one of 10 finalists for induction into the Pro Football Hall of Fame in 2012.



## CARDINALS IN CANTON

There are currently 11 members of the Cardinals organization enshrined in the Pro Football Hall of Fame. Listed below are individuals who spent the primary part of their career with the Cardinals organization.



## CARDINALS IN THE PRO FOOTBALL HALL OF FAME

HOF Member	Year Inducted	HOF Member	Year Inducted
Charles W. Bidwill, Sr. (Owner).....	1967	HB Ernie Nevers .....	1963
Jimmy Conzelman (Coach).....	1964	TE Jackie Smith .....	1994
T Dan Dierdorf .....	1996	HB Charley Trippi .....	1968
HB John "Paddy" Driscoll.....	1965	CB Roger Wehrli.....	2007
DB Dick "Night Train" Lane .....	1974	S Larry Wilson .....	1978
HB Ollie Matson .....	1972		

## A TRIBUTE TO TILLMAN

Former Cardinals safety and U.S. Army Ranger Pat Tillman has been honored by the Pro Football Hall of Fame with a display in the Hall's traveling exhibit, Pro Football and the American Spirit: The NFL and the U.S. Armed Forces.

Visitors to the Hall can learn more about Tillman and see his U.S. Army Ranger jacket as well as a Cardinals jersey worn by him that is on display. Also included in the display is a replica of the statue that was erected outside University of Phoenix Stadium in Glendale, AZ. That statue was donated to the Hall by the Bidwill family.



## TRIPPI HONORED AT UNIVERSITY OF PHOENIX STADIUM

Cardinals Hall of Fame halfback Charley Trippi made his first trip to University of Phoenix Stadium as he was honored at halftime of Arizona's 2012 victory over the Detroit Lions. Trippi was honored as part of the Cardinals celebration of the Hall of Fame's 50th anniversary.

Considered by many as the greatest all-around athlete ever to play at the University of Georgia, Trippi was an All-American in 1946 after leading the nation in scoring and leading the Bulldogs to an 11-0 record, the Southeastern Conference championship and a victory in the Sugar Bowl. He was also named Rose Bowl MVP following Georgia's 9-0 victory over UCLA in 1943.

The Cardinals No. 1 future draft pick in 1945, Cardinals legendary owner Charles W. Bidwill signed Trippi to an unprecedented \$100,000 contract in 1947 to complete the Cards "Dream Backfield." As a rookie, Trippi scored two TDs in the 28-21 victory over Philadelphia in the NFL Championship Game. During his career with the Cardinals, Trippi played halfback and quarterback, was a punter, excelled on special teams and also played defense while piling up over 10,000 yards and 53 TDs during his career.

A native of Pittston, PA, Trippi is a member of the Pro Football Hall of Fame, College Football Hall of Fame, Rose Bowl Hall of Fame, State of Georgia Hall of Fame and has also been inducted into the Cardinals Ring of Honor.







## PRO BOWL SELECTIONS BY YEAR

(Year represents the season for which they were selected, not the year the game was played)

- 1938 ... Gaynell Tinsley, E
- 1939 ... Tony Blazine, T; Phil Dougherty, C; Jimmy Lawrence, HB; Bill Smith, E
- 1940 ... Ki Aldrich, C; John Shirk, E
- 1941 ... Ray Apolskis, C; Bill Dewell, E; Joe Kuharich, G
- 1942 ... Frank Ivy, E
- 1950 ... Elmer Angsman, HB; Bob Dove, E; Bill Fischer, G; Pat Harder, FB; Jim Hardy, QB; Bob Shaw, E
- 1951 ... Bill Fischer, G; Fran Polsfoot, E; Tom Wham, E
- 1952 ... Bill Fischer, G; Ollie Matson, HB; Charley Trippi, QB-HB
- 1953 ... Johnny Olszewski, FB; Don Paul, HB-S; Bill Svoboda, HB; Charley Trippi, QB-HB
- 1954 ... Jerry Groom, T; Dick Lane, DB; Ollie Matson, HB
- 1955 ... Dick Lane, DB; Ollie Matson, HB; Jerry Olszewski, FB; Fred Wallner, G
- 1956 ... Lindon Crow, DB; Ollie Matson, HB; Dick Lane, DB; Leo Sanford, LB-C; Jack Simmons, C
- 1957 ... Lindon Crow, DB; Ollie Matson, HB; Leo Sanford, LB-C
- 1958 ... Dick Lane, DB; Ollie Matson, HB; Gern Nagler, E; Leo Sugar, DE
- 1959 ... John David Crow, HB; Frank Fuller, T; Jerry Norton, S; Ken Panfil, T
- 1960 ... John David Crow, HB; Jimmy Hill, DB; Leo Sugar, DE; Jerry Norton, S; Sonny Randle, SE
- 1961 ... Ken Gray, G; Jimmy Hill, DB; Jerry Norton, S; Sonny Randle, SE; Billy Stacy, DB
- 1962 ... John David Crow, HB; Jimmy Hill, DB; Bill Koman, DE; Sonny Randle, SE; Larry Wilson, S
- 1963 ... Bob DeMarco, C; Ken Gray, G; Charley Johnson, QB; Dale Meinert, LB; Larry Wilson, S
- 1964 ... Bobby Joe Conrad, FL; Pat Fischer, CB; Irv Goode, G; Ken Gray, G; Bill Koman, DE
- 1965 ... Jim Bakken, K; Bob DeMarco, C; Pat Fischer, CB; Ernie McMillan, T; Dale Meinert, LB; Sonny Randle, SE; Sam Silas, DT; Larry Wilson, S
- 1966 ... Ken Gray, G; Bob Reynolds, T; Joe Robb, DE; Johnny Roland, HB; Jackie Smith, TE; Jerry Stovall, DB; Chuck Walker, DT; Larry Wilson, S
- 1967 ... Jim Bakken, K; Ken Gray, G; Bob DeMarco, C; Irv Goode, G; Ernie McMillan, T; Dale Meinert, LB; Johnny Roland, HB\*; Jackie Smith, TE; Jerry Stovall, DB; Larry Wilson, S
- 1968 ... Don Brumm, DE; Ken Gray, G; Bob Reynolds, T; Bob Rowe, DT; Jackie Smith, TE; Larry Wilson, S
- 1969 ... Ernie McMillan, T; Bob Reynolds, T; Jackie Smith, TE; Jerry Stovall, DB; Larry Wilson, S
- 1970 ... MacArthur Lane, RB; Ernie McMillan, T; Jackie Smith, TE; Larry Stallings, LB; Roger Wehrli, DB; Larry Wilson, DB
- 1971 ... Roger Wehrli, DB
- 1974 ... Dan Dierdorf, T; Mel Gray, WR; Jim Hart, QB; Terry Metcalf, RB; Roger Wehrli, CB

- 1975 ... Jim Bakken, K; Tom Banks, C; Dan Dierdorf, T; Conrad Dobler, G; Mel Gray, WR; Jim Hart, QB; Terry Metcalf, RB; Jim Otis, RB; Roger Wehrli, CB
- 1976 ... Jim Bakken, K; Tom Banks, C; Leo Brooks, DT; Dan Dierdorf, T; Conrad Dobler, G; Mel Gray, WR; Jim Hart, QB; Roger Wehrli, CB
- 1977 ... Tom Banks, C; Conrad Dobler, G; Dan Dierdorf, T; Mel Gray, WR; Jim Hart, QB; Terry Metcalf, RB; Roger Wehrli, CB
- 1978 ... Tom Banks, C; Dan Dierdorf, T; Bob Young, G
- 1979 ... Ottis Anderson, RB; Roger Wehrli, CB; Bob Young, G
- 1980 ... Ottis Anderson, RB; Dan Dierdorf, T; Pat Tilley, WR\*
- 1983 ... Carl Birdsong, P; Roy Green, WR
- 1984 ... Roy Green, WR; E.J. Junior, ILB; Neil Lomax, QB
- 1985 ... E.J. Junior, ILB
- 1986 ... Vai Sihakema, PR; Ron Wolfley, ST
- 1987 ... Neil Lomax, QB; Luis Sharpe, T; Vai Sihakema, KR; Ron Wolfley, ST
- 1988 ... Luis Sharpe, T; Ron Wolfley, special teams; J.T. Smith, WR
- 1989 ... Rich Camarillo, P; Tim McDonald, SS; Luis Sharpe, T; Ron Wolfley, ST
- 1990 ... Johnny Johnson, RB
- 1991 ... Rich Camarillo, P; Tim McDonald, SS\*
- 1992 ... Johnny Bailey, KR; Rick Camarillo, P; Robert Massey, CB; Tim McDonald, SS
- 1993 ... Rich Camarillo, P
- 1994 ... Aeneas Williams, CB; Seth Joyner, OLB
- 1995 ... Aeneas Williams, CB; Eric Swann, DT; Larry Centers, FB; Jeff Feagles, P
- 1996 ... Lomas Brown, T; Larry Centers, FB; Eric Swann, DT; Aeneas Williams, CB
- 1997 ... Rob Moore, WR; Aeneas Williams, CB
- 1998 ... Aeneas Williams, CB
- 1999 ... Simeon Rice, DE; Aeneas Williams, CB
- 2000 ... Scott Player, P
- 2001 ... David Boston, WR
- 2003 ... Anquan Boldin, WR
- 2004 ... Bertrand Berry, DE
- 2005 ... Larry Fitzgerald, WR; Neil Rackers, K
- 2006 ... Anquan Boldin, WR; Adrian Wilson, SS
- 2007 ... Darnell Dockett, DT; Larry Fitzgerald, WR
- 2008 ... Anquan Boldin, WR; Larry Fitzgerald, WR; Sean Morey, ST; Kurt Warner, QB; Adrian Wilson, SS
- 2009 ... Darnell Dockett, DT; Larry Fitzgerald, WR; Dominique Rodgers-Cromartie, CB; Antrel Rolle, FS; Adrian Wilson, SS
- 2010 ... Darnell Dockett, DT; Larry Fitzgerald, WR; Adrian Wilson, SS
- 2011 ... Larry Fitzgerald, WR; Patrick Peterson, KR; Adrian Wilson, SS
- 2012 ... Larry Fitzgerald, WR; Patrick Peterson, CB; Daryl Washington, LB

## YEAR-BY-YEAR LEAGUE OFFENSIVE RANKINGS SINCE 1970 MERGER

Year	Total	Rush	Pass	Year	Total	Rush	Pass
2012	32	32	28	1990	18	12	19
2011	19	24	17	1989	25	26	15
2010	31	32	31	1988	4	13	5
2009	14	28	12	1987	6	15	6
2008	4	32	2	1986	26	14	22
2007	12	29	5	1985	17	15	18
2006	18	30	10	1984	3	9	3
2005	8	32	1	1983	17	7	24
2004	27	22	24	1982	23	7	26
2003	27	29	23	1981	19	9	22
2002	27	15	29	1980	22	9	25
2001	18	27	13	1979	10	3	20
2000	24	27	17	1978	7	25	4
1999	29	29	27	1977	7	12	2
1998	13	21	8	1976	3	8	5
1997	24	30	10	1975	5t	6	6
1996	13	25	6	1974	10	13	7
1995	24	29	17	1973	12	22	5
1994	25	17	21	1972	25	26	18t
1993	8	11	9	1971	14	21	5
1992	17	26	13	1970	3	6	9
1991	27	26	26				

## ALPHABETICAL PRO BOWLERS

Name	Pos	Selections	Year
Ki Aldrich	C	1	1940
Ottis Anderson	RB	2	1979-80
Elmer Angsman	HB	1	1950
Ray Apolskis	C	1	1941
Johnny Bailey	KR	1	1992
Jim Bakken	K	4	1965, 1967, 1975-76
Tom Banks	C	4	1975-78
Bertrand Berry	DE	1	2004
Carl Birdsong	P	1	1983
Tony Blazine	T	1	1939
Anquan Boldin	WR	3	2003, 2006, 2008
David Boston	WR	1	2001
Leo Brooks	DT	1	1976
Lomas Brown	T	1	1996
Don Brumm	DE	1	1968
Rich Camarillo	P	4	1989, 1991-93
Larry Centers	FB	2	1995*, 1996
Bobby Joe Conrad	FL	1	1964
John David Crow	HB	3	1959-60, 1962
Lindon Crow	DB	2	1956-57
Bob DeMarco	C	3	1963, 1965, 1967*
Bill Dewell	E	1	1941
Dan Dierdorf	T	6	1974-78, 1980
Conrad Dobler	G	3	1975-77
Darnell Dockett	DT	3	2007, 2009-10
Phil Dougherty	C	1	1939
Bob Dove	E	1	1950
Jeff Feagles	P	1	1995
Bill Fischer	G	3	1950-52
Pat Fischer	CB	2	1964-65
Larry Fitzgerald	WR	7	2005, 2007-08, 09*, 10-12
Frank Fuller	T	1	1959
Irv Goode	G	2	1964, 1967
Ken Gray	G	6	1961, 1963-64, 1966-68
Mel Gray	WR	4	1974-77
Roy Green	WR	2	1983-84
Jerry Groom	T	1	1954
Pat Harder	FB	1	1950
Jim Hardy	QB	1	1950
Jim Hart	QB	4	1974-77
Jimmy Hill	DB	3	1960-62
Frank Ivy	E	1	1942
Charley Johnson	QB	1	1963
Johnny Johnson	RB	1	1990
Seth Joyner	LB	1	1994
E.J. Junior	LB	2	1984-85
Bill Koman	DE	2	1962, 1964
Joe Kuharich	G	1	1941
Dick Lane	DB	4	1954-56, 1958
MacArthur Lane	RB	1	1970
Jimmy Lawrence	HB	1	1939
Neil Lomax	QB	2	1984, 1987
Robert Massey	CB	1	1992
Ollie Matson	HB	6	1952, 1954-58

\* Selected but did not play

Note: The year listed indicates the season for which a player was selected and not the year in which the game was played

Name	Pos	Selections	Year
Tim McDonald	S	3	1989, 1991*, 1992
Eric McMillan	L	4	1965, 1967, 1969-70
Dale Meinert	LB	3	1963, 1965, 1967
Terry Metcalf	RB	3	1974-75, 1977
Rob Moore	WR	1	1997
Sean Morey	ST	1	2008
Gern Nagler	E	1	1958
Jerry Norton	S	3	1959-61
Johnny Olszewski	FB	2	1953, 1955
Jim Otis	RB	1	1975
Ken Panfil	T	1	1959
Don Paul	HB-S	1	1953
Patrick Peterson	KR/CB	2	2011-12
Scott Player	P	1	2000
Fran Polsfoot	E	1	1951
Neil Rackers	K	1	2005
Sonny Randle	SE	4	1960-62, 1965
Bob Reynolds	T	3	1966, 1968-69
Simeon Rice	DE	1	1999
Joe Robb	DE	1	1966
Dominique Rodgers-Cromartie	CB	1	2009*
Johnny Roland	HB	2	1966, 1967*
Antrel Rolle	FS	1	2009
Bob Rowe	DT	1	1968
Leo Sanford	LB-C	2	1956-57
Luis Sharpe	T	3	1987-89
Bob Shaw	E	1	1950
John Shirk	E	1	1940
Vai Sihakema	KR	2	1986-87
Sam Silas	DT	1	1965
Jack Simmons	C	1	1956
Bill Smith	E	1	1939
J.T. Smith	KR-WR	1	1988
Jackie Smith	TE	5	1966-70
Billy Stacy	DB	1	1961
Larry Stallings	LB	1	1970
Jerry Stovall	DB	3	1966-67, 1969
Leo Sugar	DE	2	1958, 1960
Bill Svoboda	HB	1	1953
Eric Swann	IL	2	1995-96
Pat Tilley	WR	1	1980*
Gaynell Tinsley	E	1	1938
Charley Trippi	QB-HB	2	1952-53
Chuck Walker	DT	1	1966
Fred Walner	G	1	1955
Kurt Warner	QB	1	2008
Daryl Washington	LB	1	2012
Roger Wehrli	CB	7	1970-71, 1974-77, 1979
Tom Wham	E	1	1951
Aeneas Williams	CB	6	1994-99
Adrian Wilson	SS	5	2006, 08, 09*, 10-11
Larry Wilsey	S	8	1962-63, 1965-70
Ron Wolfley	ST	4	1986-89
Bob Young	G	2	1978-79

## YEAR-BY-YEAR LEAGUE DEFENSIVE RANKINGS SINCE 1970 MERGER

Year	Total	Rush	Pass	Year	Total	Rush	Pass
2012	12	28	5	1990	18	26	8
2011	18	21	17	1989	26	27	22
2010	29	30	23	1988	14	16	12
2009	20	17	23	1987	25	19	25
2008	19	16	22	1986	4	25	1
2007	17	9	28	1985	15	24	8
2006	29	16	30	1984	8	14	9
2005	8	10	12	1983	6	8	14
2004	12	27	9	1982	14t	12	7
2003	26	19	29	1981	23	25	16
2002	29	30	28	1980	19	16	20
2001	28	24	26	1979	16	14	16
2000	30	30	11	1978	13	19t	7t
1999	22	30	10	1977	24	22	26
1998	21	20	17	1976	12	12	15
1997	27	27	15	1975	18	10	24
1996	21	21	21	1974	17	15	19
1995	26	30	15	1973	26	17	26
1994	3	4	4	1972	25	20	25
1993	21	19	19	1971	20	18	21
1992	24	10	27	1970	10	16	7
1991	16	26	7				



## ALL-TIME PLAYER OF THE WEEK SELECTIONS, 1984-2012

### 1984

Neil Lomax	Offensive	Oct. 7 at Dallas (Week 6)
Ottis Anderson	Offensive	Nov. 18 at N.Y. Giants (Week 12)
E.J. Junior	Defensive	Nov. 25 vs. Philadelphia (Week 13)
Neil Lomax	Offensive	Dec. 16 at Washington (Week 16)

### 1985

Leonard Smith	Defensive	Nov. 4 vs. Dallas (Week 9)
Lonnie Young	Defensive	Dec. 8 vs. New Orleans (Week 14)

### 1986

Leonard Smith	Defensive	Dec. 7 at Philadelphia (Week 14)
---------------	-----------	----------------------------------

### 1987

Curtis Greer	Defensive	Sept. 13 at Dallas (Week 1)
Neil Lomax	Offensive	Dec. 20 at Tampa Bay (Week 15)

### 1988

Neil Lomax	Offensive	Oct. 2 at L.A. Rams (Week 5)
Freddie Joe Nunn	Defensive	Oct. 30 at Dallas (Week 9)
Roy Green	Offensive	Nov. 13 vs. N.Y. Giants (Week 11)

### 1989

Tim McDonald	Defensive	Nov. 12 vs. Dallas (Week 10)
--------------	-----------	------------------------------

### 1991

Tim McDonald	Defensive	Oct. 20 vs. Atlanta (Week 8)
--------------	-----------	------------------------------

### 1992

Robert Massey	Defensive	Oct. 4 vs. Washington (Week 5)
Johnny Johnson	Offensive	Nov. 8 at L.A. Rams (Week 10)

### 1993

Johnny Bailey	Special Teams	Sept. 12 at Washington (Week 2)
Eric Swann	Defensive	Oct. 17 vs. Washington (Week 7)
Ron Moore	Offensive	Dec. 5 vs. L.A. Rams (Week 14)
Ron Moore	Offensive	Dec. 26 vs. N.Y. Giants (Week 17)

### 1994

Aeneas Williams	Defensive	Oct. 16 at Washington (Week 7)
Seth Joyner	Defensive	Nov. 20 vs. Philadelphia (Week 12)

### 1995

Jeff Feagles	Specials Teams	Nov. 26 vs. Atlanta (Week 13)
--------------	----------------	-------------------------------

### 1996

LeShon Johnson	Offensive	Sept. 22 at New Orleans (Week 4)
Kent Graham	Offensive	Sept. 29 vs. St. Louis (Week 5)
Boomer Esiason	Offensive	Nov. 10 at Washington (Week 11)
Boomer Esiason	Offensive	Nov. 24 vs. Philadelphia (Week 13)

### 1997

Aeneas Williams	Defensive	Sept. 7 vs. Dallas (Week 2)
-----------------	-----------	-----------------------------

### 1998

Simeon Rice	Defensive	Sept. 20 vs. Philadelphia (Week 3)
Ronald McKinnon	Defensive	Oct. 11 vs. Chicago (Week 6)
Joe Nedney	Special Teams	Nov. 8 vs. Washington (Week 10)
Tommy Bennett	Defensive	Dec. 13 at Philadelphia (Week 15)
Chris Jacke	Special Teams	Dec. 20 vs. New Orleans (Week 16)

Kwamie Lassiter	Defensive	Dec. 27 vs. San Diego (Week 17)
-----------------	-----------	---------------------------------

### 1999

Chris Jacke	Special Teams	Sept. 12 at Philadelphia (Week 1)
-------------	---------------	-----------------------------------

### 2000

Jake Plummer	Offensive	Sept. 10 vs. Dallas (Week 2)
Aeneas Williams	Defensive	Nov. 5 vs. Washington (Week 10)

### 2001

Bill Gramatica	Special Teams	Nov. 18 vs. Detroit (Week 11)
Bill Gramatica	Special Teams	Nov. 25 at San Diego (Week 12)

### 2002

MarTay Jenkins	Special Teams	Sept. 15 at Seattle (Week 2)
Bill Gramatica	Special Teams	Oct. 6 at Carolina (Week 5)
Adrian Wilson	Defensive	Oct. 20 vs. Dallas (Week 7)

### 2003

Dexter Jackson	Defensive	Sept. 21 vs. Green Bay (Week 3)
----------------	-----------	---------------------------------

### 2004

Adrian Wilson	Defensive	Oct. 3 vs. New Orleans (Week 4)
Neil Rackers	Special Teams	Oct. 24 vs. Seattle (Week 7)
Bertrand Berry	Defensive	Nov. 14 vs. N.Y. Giants (Week 10)

### 2005

Kurt Warner	Offensive	Nov. 20 at St. Louis (Week 11)
Neil Rackers	Special Teams	Oct. 2 vs. San Francisco (Week 4)

### 2006

Kurt Warner	Offensive	Sept. 10 vs. San Francisco (Week 1)
-------------	-----------	-------------------------------------

### 2007

Steve Breaston	Special Teams	Sept. 30, vs. Pittsburgh (Week 4)
Rod Hood	Defensive	Oct. 7 at St. Louis (Week 5)
Karlos Dansby	Defensive	Nov. 11 vs. Detroit (Week 10)
Antrel Rolle	Defensive	Nov. 18 at Cincinnati (Week 11)
Antrel Rolle	Defensive	Dec. 30 vs. St. Louis (Week 17)

### 2008

Kurt Warner	Offensive	Sept. 14 vs. Miami (Week 2)
Sean Morey	Special Teams	Oct. 12 vs. Dallas (Week 6)
Antrel Rolle	Defensive	Nov. 2 at St. Louis (Week 9)
Neil Rackers	Special Teams	Nov. 16 at Seattle (Week 11)
Gerald Hayes	Defensive	Dec. 7 vs. St. Louis (Week 14)

### 2009

Calais Campbell	Special Teams	Sept. 20 at Jacksonville (Week 2)
Dominique Rodgers-Cromartie	Defensive	Oct. 11 vs. Houston (Week 5)
Adrian Wilson	Defensive	Oct. 25 at New York Giants (Week 7)
Kurt Warner	Offensive	Nov. 8 at Chicago (Week 9)
LaRod Stephens-Howling	Special Teams	Nov. 29 at Tennessee (Week 12)
Kurt Warner	Offensive	Dec. 6 vs. Minnesota (Week 13)
Ben Graham	Special Teams	Dec. 20 at Detroit (Week 15)

### 2010

Adrian Wilson	Defensive	Sept. 12 at St. Louis (Week 1)
Jay Feely	Special Teams	Dec. 12 vs. Denver (Week 14)

### 2011

Patrick Peterson	Special Teams	Nov. 6 vs. St. Louis (Week 9)
Larry Fitzgerald	Offensive	Nov. 13 at Philadelphia (Week 10)
Patrick Peterson	Special Teams	Nov. 27 at St. Louis (Week 12)

### 2012

Calais Campbell	Defensive	Sept. 16 at New England (Week 2)
Larry Fitzgerald	Offensive	Sept. 23 vs. Philadelphia (Week 3)

# OVERTIME GAMES

Total OT Games: ..... 42  
Record: ..... 24-16-2

Home: ..... 18-9-1  
Road: ..... 6-7-1

Winning the Toss: ..... 13-9-2  
Losing the Toss: ..... 11-7

Date	Opponent	Result	Game-winning score	Coin Toss
Sun., Oct. 14, 2012	Buffalo Bills	L, 16-19	25-yard Rian Lindell FG (11:10)	Lost
Sun., Sept. 30, 2012	Miami Dolphins	W, 24-21	46-yard Jay Feely FG (8:29)	Won
Sun., Jan. 1, 2012	Seattle Seahawks	W, 23-20	28-yard Jay Feely FG (5:59)	Lost
Sun., Dec. 18, 2011	Cleveland Browns	W, 20-17	22-yard Jay Feely FG (10:56)	Lost
Sun., Dec. 4, 2011	Dallas Cowboys	W, 19-13	52-yard TD pass, Kevin Kolb to LaRod Stephens-Howling	Won
Sun., Nov. 6, 2011	St. Louis Rams	W, 19-13	99-yard Patrick Peterson punt return TD	Lost
Sun., Nov. 7, 2010	at Minnesota Vikings	L, 24-27	35-yard Ryan Longwell FG (9:49)	Won
Sun., Jan. 10, 2010	Green Bay Packers	W, 51-45	Dansby 17-yard TD on fumble caused by M. Adams sack (13:42)	Lost
Sun., Oct. 12, 2008	Dallas Cowboys	W, 30-24	M. Beisel 3-yard TD return on S. Morey blocked punt (14:05)	Lost
Sun., Dec. 23, 2007	Atlanta Falcons	W, 30-27	31-yard Neil Rackers FG (9:30)	Won
Sun., Nov. 25, 2007	San Francisco 49ers	L, 31-37	Banta-Cain fumble recovery in endzone (4:56)	Won
Sun., Dec. 12, 2004	San Francisco 49ers	L, 28-31	31-yard Todd Peterson FG (6:22)	Lost
Sun., Oct. 10, 2004	at San Francisco 49ers	L, 28-31	32-yard Todd Peterson FG (3:23)	Lost
Sun., Nov. 30, 2003	St. Louis Rams	L, 27-30	49-yard Jeff Wilkins FG (3:38)	Lost
Sun., Oct. 26, 2003	San Francisco 49ers	W, 16-13	39-yard Tim Duncan FG (4:59)	Won
Sun., Dec. 8, 2002	Detroit Lions	W, 23-20	42-yard Bill Gramatica FG (4:12)	Won
Sun., Oct. 20, 2002	Dallas Cowboys	W, 9-6	40-yard Bill Gramatica FG (11:45)	Lost
Sun., Dec. 2, 2001	at Oakland Raiders	W, 34-31	36-yard Bill Gramatica FG (7:29)	Lost
Sun., Dec. 13, 1998	at Philadelphia Eagles	W, 20-17	32-yard Chris Jacke FG (4:30)	Won
Sun., Nov. 30, 1997	Pittsburgh Steelers	L, 20-26	10-yard Jerome Bettis TD run (5:34)	Won
Sun., Oct. 19, 1997	at Philadelphia Eagles	L, 10-13	24-yard Chris Boniol FG (4:02)	Won
Sun., Sept. 14, 1997	at Washington Redskins	L, 13-19	40-yard TD pass, Gus Feroette to Michael Westbrook (1:36)	Won
Sun., Sept. 7, 1997*	Dallas Cowboys	W, 25-22	20-yard Kevin Butler FG (8:30)	Lost
Sun., Nov. 10, 1996	at Washington Redskins	W, 37-34	32-yard Kevin Butler FG (14:27)	Won
Sun., Sept. 29, 1996	St. Louis Rams	W, 31-28	24-yard Greg Davis FG (1:54)	Won
Sun., Nov. 26, 1995	Atlanta Falcons	W, 40-37	28-yard Greg Davis FG (1:43)	Lost
Sun., Nov. 12, 1995	Minnesota Vikings	L, 24-30	50-yard TD pass, Warren Moon to Qadry Ismail (2:16)	Lost
Sun., Oct. 29, 1995	Seattle Seahawks	W, 20-14	72-yard Lorenzo Lynch INT return (11:16)	Won
Sun., Oct. 8, 1995	at New York Giants	L, 21-27	58-yard Jessie Armstead INT return (4:05)	Won
Sun., Nov. 27, 1994	Chicago Bears	L, 16-19	27-yard Kevin Butler FG (8:11)	Won
Sun., Oct. 30, 1994	Pittsburgh Steelers	W, 20-17	51-yard Greg Davis FG (1:40)	Lost
Sun., Oct. 16, 1994	at Washington Redskins	W, 19-16	29-yard Todd Peterson FG (10:00)	Lost
Sun., Dec. 19, 1993	at Seattle Seahawks	W, 30-27	41-yard Greg Davis FG (6:45)	Won
Sun., Dec. 7, 1986	at Philadelphia Eagles	T, 10-10	None	Won
Sun., Sept. 8, 1985	at Cleveland Browns	W, 27-24	35-yard Neil O'Donoghue FG (5:27)	Won
Mon., Oct. 24, 1983	New York Giants	T, 20-20	None	Won
Sun., Nov. 9, 1980	Atlanta Falcons	L, 27-33	21-yard Ray Strong TD run (4:20)	Lost
Sun., Sept. 14, 1980	at San Francisco 49ers	L, 21-24	33-yard Ray Werschling FG (4:12)	Won
Sun., Oct. 15, 1978	Dallas Cowboys	L, 21-24	27-yard Rafael Septien FG (3:28)	Lost
Sun., Oct. 31, 1976	San Francisco 49ers	W, 23-20	21-yard Jim Bakken FG (6:42)	Won
Sun., Nov. 16, 1975	Washington Redskins	W, 20-17	37-yard Jim Bakken FG (7:00)	Won
Sun., Sept. 28, 1975	at Dallas Cowboys	L, 31-37	3-yard TD pass, Roger Staubach, to Billy Ju DuPree (7:53)	Won

\* Sunday Night Football

## OCT. 14, 2012

Buffalo 19, Arizona 16, at Arizona: Bills win the toss. Touchback. Bills drive to Arizona 40. Powell punts 40 yards to end zone for touchback. Cardinals get zero yards in two plays. Skelton pass intercepted by Byrd at Arizona 35 and returned 29 yards. Bills lose one yard in one play. Lindell kicks 25-yard field goal at 11:10.

## SEPT. 30, 2012

Arizona 24, Miami 21, at Arizona: Cardinals win the toss. Powell returns kick to Arizona 34. Cardinals lose three yards in three plays. Zastudil punts 57 yards and Bess returns 9 yards to Miami 21. Dolphins drive to Miami 38. Tannehill pass intercepted by Rhodes at Arizona 48 and returned five yards. Cardinals drive to Miami 28. Feely kicks 46-yard field goal at 8:29.

## JAN. 1, 2012

Arizona 23, Seattle 20, at Arizona: Seahawks win the toss. Washington returns kick to Seattle 40. Seahawks

lose one yard in three plays. Ryan punts 46 yards and Peterson returns 4 yards to Arizona 19. Cardinals drive to Seattle 10. Feely kicks 28-yard field goal at 5:59.

## DEC. 18, 2011

Arizona 20, Cleveland 17, at Arizona: Browns win the toss. Touchback. Browns drive to Cleveland 34. Maynard punts 38 yards and Peterson returns punt 32 yards to Cleveland 40. Cardinals drive to Cleveland 4. Feely kicks 22-yard field goal at 10:56.

## DEC. 4, 2011

Arizona 19, Dallas 13, at Arizona: Cardinals win the toss. Touchback. Cardinals drive to Arizona 48. Stephens-Howling catches a short pass from Kolb and goes 52 yards for a touchdown at 11:43.

## NOV. 6, 2011

Arizona 19, St. Louis 13, at Arizona: Rams win the toss. Porter returns kick to St. Louis 27. Rams drive to St. Louis

45. Jones punts 54 yards and Peterson returns punt 99 yards for a touchdown at 13:03.

## NOV. 7, 2010

Minnesota 27, Arizona 24, at Minnesota; Arizona wins the toss. Stephens-Howling returns kick to Arizona 27. After an incompletion and two sacks of Derek Anderson, Ben Graham punts out of bounds at Minnesota 31. Minnesota drives to Arizona 18. Ryan Longwell kicks 35-yard field goal at 9:49.

## JAN. 10, 2010 (WILD CARD)

Arizona 51, Green Bay 45, at Arizona; Packers win the toss. Green Bay begins overtime drive at its own 20-yard line. After an incompletion and a short gain, M. Adams sacks Rodgers on 3rd-n-6, forcing a fumble. Dansby picks loose ball out of the air and returns the fumble 17 yards for the game-winning touchdown at 13:42.



## OCT. 12, 2008

Arizona 30, Dallas 24, at Arizona; Cowboys win the toss. Austin returns kick to Dallas 22. Cowboys drive loses seven yards on Okeafor sack and forced fumble of Romo that Romo recovers at Dallas 15. Morey blocks McBriar punt and Beisel returns it three yards for a touchdown at 14:05.

## DEC. 23, 2007

Arizona 30, Atlanta 27, at Arizona; Cardinals win the toss. Breaston returns kick to Arizona 29. Cardinals drive to Atlanta 13. Rackers kicks 31-yard field goal at 9:30.

## NOV. 25, 2007

San Francisco 37, Arizona 31, at Arizona; Cardinals win the toss. Breaston returns kick to Arizona 21. Cardinals drive to San Francisco 49. Barr punts 17 yards out of bounds at San Francisco 32. 49ers drive to San Francisco 35. Lee punts 49 yards to Arizona 16. Breaston returns 27 yards to Arizona 43, but penalty on Patrick moves Cardinals back to Arizona 8. Cardinals drive to San Francisco 14. Rackers misses 32-yard field goal, 49ers take over on San Francisco 24. 49ers drive to San Francisco 39. Lee punts 59 yards to Arizona 2. Breaston returns 13 yards to Arizona 15, but penalty on Patrick moves Cardinals back to Arizona 3. Warner sacked by Fields which forces fumble recovered by Banta-Cain for a touchdown at 4:56.

## DEC. 12, 2004

San Francisco 31, Arizona 28, at Arizona; 49ers win the toss. Touchback. 49ers drive to Arizona 37. Lee punts to 34 yards and is downed at Arizona 3. Cardinals drive to own 7. Player punts 51 yards and is returned to Arizona 49. 49ers drive to own 13. Peterson kicks 31-yard field goal at 6:22.

## OCT. 10, 2004

San Francisco 31, Arizona 28, at San Francisco; 49ers win the toss. Jackson returns kick 14 yards to San Francisco 39. 49ers drive to Arizona 14. Peterson kicks 32-yard field goal at 3:23.

## NOV. 23, 2003

St. Louis 30, Arizona 27, at Arizona; Rams win toss. Harris returns kick to St. Louis 14. Rams drive to Arizona 31. Wilkins kicks 49-yard field goal at 3:38.

## OCT. 26, 2003

Arizona 16, San Francisco 13, at Arizona; Cardinals win toss. 49ers' Pochman kicks out of bounds. Cardinals take possession at Arizona 40 and drive to San Francisco 22. Duncan kicks 39-yard field goal at 4:59.\*

## DEC. 8, 2002

Arizona 23, Detroit 20, at Arizona; Arizona wins toss. Hanson kicks 64 yards. Kasper returns 19 yards to

Arizona 30. Cardinals drive to Detroit 24. Gramatica's 42-yard field-goal attempt is good at 4:12.

## OCT. 20, 2002

Arizona 9, Dallas 6, at Arizona; Dallas wins toss. Swinton returns kickoff 26 yards to Dallas 24. Cowboys drive to Dallas 29. Knorr punts 45 yards to Arizona 26. Jackson returns 5 yards to Arizona 31. Cardinals drive to Dallas 38. Player punts 38 yards into end zone. Cowboys take over at Dallas 20. Cowboys drive to Arizona 49. Knorr punts 31 yards to Arizona 18. Fair catch by Jackson. Cardinals drive to Dallas 22. Gramatica's 40-yard field goal is good at 11:45.

## DEC. 2, 2001

Arizona 34, Oakland 31, at Oakland; Raiders win toss. Gramatica's kickoff is a touchback. Raiders drive to Oakland 40. Lechler punts 37 yards to Arizona 23. Cardinals drive to Arizona 48. Stanley punts 29 yards to Oakland 23. Woods recovers Dunn fumble on Oakland 25. Arizona drives to Oakland 18. Gramatica kicks 36-yard field goal at 7:29.

## DEC. 13, 1998

Arizona 20, Philadelphia 17, at Philadelphia; Cardinals win toss. Boniol's kickoff is returned by Metcalf to Arizona 28. Cardinals drive to Philadelphia 15 where Jacke kicks 32-yard field goal at 4:30.

## NOV. 30, 1997

Pittsburgh 26, Arizona 20, at Arizona; Cardinals win toss. K. Williams returns kickoff 11 yards to Arizona 23. Cardinals drive to Arizona 18 where Feagles punts 43 yards. Hawkins returns punt 9 yards to Pittsburgh 48. Steelers drive to Arizona 10 where Bettis scores on a 10-yard touchdown run at 5:34.

## OCT. 19, 1997

Philadelphia 13, Arizona 10, at Philadelphia; Cardinals win toss. K. Williams returns kickoff 28 yards to Arizona 42. Cardinals drive to Philadelphia 48. Feagles punts 48 yards for touchback. Eagles drive to Arizona 7 where Boniol kicks 24-yard field goal at 4:02.

## SEPT. 14, 1997

Washington 19, Arizona 13, at Washington; Cardinals win toss. K. Williams returns kickoff 27 yards to Arizona 34. Cardinals drive to Arizona 40. McElroy fumbles. Redskins drive to Arizona 40. Westbrook catches 40-yard touchdown pass from Frerotte at 1:36.

## SEPT. 7, 1997

Arizona 25, Dallas 22, at Arizona on Sunday night; Cowboys win toss. Walker returns kickoff 21 yards to Dallas 25. Cowboys drive to Arizona 43.

Gowin punts 43 yards for a touchback. Cardinals drive to Dallas 44. Graham fumbles. Cowboys drive to Arizona 42. Williams fumbles. Cardinals drive to Dallas 3 where Butler kicks 20-yard field goal at 8:30.

## NOV. 10, 1996

Arizona 37, Washington 34, at Washington; Cardinals win toss. Blanton's kickoff is a touchback. Cardinals drive to Redskins' 15 where Butler misses 32-yard field goal. Redskins drive to Cardinals' 43 where Turk punts for touchback. L. Johnson fumble returned by Morrison to Cardinals' 27. Redskins drive to Cardinals' 31 where Blanton misses 48-yard field goal. Cardinals drive to Redskins' 15 where Butler kicks 32-yard field goal at 14:27.

## SEPT. 29, 1996

Arizona 31, St. Louis 28, at Arizona; Cardinals win toss. Lohmiller kick is a touchback. Cardinals drive to Rams' 7 where G. Davis kicks 24-yard field goal at 1:54.

## NOV. 26, 1995

Arizona 40, Atlanta 37, at Arizona; Falcons win toss. J. Anderson returns kickoff 20 yards to Falcons' 20. Stryzinski fumbles punt snap. Recovered by England at Falcons' 10 where G. Davis kicks 28-yard field goal at 1:43.

## NOV. 12, 1995

Minnesota 30, Arizona 24, at Arizona; Vikings win toss. A. Lee returns kickoff 20 yards to Vikings' 25. Moon throws 50-yard touchdown pass to Ismail at 2:16.

## OCT. 29, 1995

Arizona 20, Seattle 14, at Arizona; Cardinals win toss. Dowdell returns kickoff 16 yards to Cardinals' 25. Cardinals drive to Seahawks' 10 where G. Davis' 27-yard field goal attempt is blocked. L. Lynch intercepts Friesz's pass at Cardinals' 28 and returns it 72 yards for a touchdown at 11:16.

## OCT. 8, 1995

New York Giants 27, Arizona 21, at New York; Cardinals win toss. Terry returns kickoff 20 yards to Cardinals' 23. Hamilton recovers Krieg's fumble at Cardinals' 36. Lynch recovers Brown's fumble at Cardinals' 38. Armstead intercepts pass at Giants' 42 and returns it 58 yards for touchdown at 4:05.

## NOV. 27, 1994

Chicago 19, Arizona 16, at Arizona; Cardinals win toss. Levy returns kickoff 31 yards to Arizona 45. After 5 plays, Feagles punts 38 yards to the end zone for a touchback. Bears drive to Arizona 10 where Butler kicks 27-yard field goal at 8:11.



#### OCT. 30, 1994

Arizona 20, Pittsburgh 17, at Arizona; Steelers win toss. Johnson returns kickoff 24 yards to Pittsburgh 30 where he fumbles and Arizona's Merritt recovers at Pittsburgh 32. After 3 plays, Davis kicks 51-yard field goal at 1:40.

#### OCT. 16, 1994

Arizona 19, Washington 16, at Washington; Redskins win toss. Mitchell returns kickoff 27 yards to Washington 41. Redskins drive to Arizona 34 where Lohmiller's 51-yard field-goal attempt is blocked by Joyner and recovered by Williams who returns it to the Washington 37. After 5 plays, Peterson's 45-yard field-goal attempt is wide right. Redskins take possession at the Washington 36. After 3 plays, Roby punts 36 yards to the Arizona 37 where Robinson returns 3 yards to the 40. After 3 plays, Feagles punts 51 yards for a touchback. After 1 play, Shuler's pass is intercepted by Hoage who returns it to the Washington 12. Peterson kicks 29-yard field goal at 10:00.

#### DEC. 19, 1993

Phoenix 30, Seattle 27, at Seattle; Cardinals win toss. Bailey returns kickoff 14 yards to Cardinals 20. Cardinals drive to Seattle 23 where Davis kicks 41-yard field goal at 6:45.

#### DEC. 7, 1986

St. Louis 10, Philadelphia 10, at Philadelphia; Cardinals win toss. White blocks Schubert's 40-yard field goal attempt. Teams trade punts. McFadden's 43-yard field goal attempt is wide left. Schubert's 37-yard field goal attempt is wide right. Cavanaugh's pass intercepted by Carter and returned to Eagles' 48 to end game.

#### SEPT. 8, 1985

St. Louis 27, Cleveland 24, at Cleveland; Cardinals win toss. O'Donoghue kicks 35-yard field goal nine plays later at 5:27.

#### OCT. 24, 1983

New York Giants 20, St. Louis 20, at St. Louis on Monday Night; Cardinals win toss. Teams trade punts before O'Donoghue's 44-yard field goal attempt is wide left. Jennings' punt returned by Bird to St. Louis 21. Lomax pass intercepted by Haynes who loses six yards to New York 33. Jennings' punt downed on St. Louis 17. O'Donoghue's 19-yard field goal attempt is wide right. Rutledge's pass intercepted by L. Washington who returns 25 yards to New York 25. O'Donoghue's 42-yard field goal attempt is wide right. Rutledge's pass intercepted by W. Smith at St. Louis 33 to end game.

#### NOV. 9, 1980

Atlanta 33, St. Louis 27, at St. Louis; Falcons win toss. Strong runs 21 yards for touchdown at 4:20.

#### SEPT. 14, 1980

San Francisco 24, St. Louis 21, at San Francisco; Cardinals win toss. Swider punts and Robinson returns to 49ers' 32. San Francisco drives 52 yards to St. Louis 16, where Wersching kicks 33-yard field goal at 4:12.

#### OCT. 15, 1978

Dallas 24, St. Louis 21, at St. Louis; Cowboys win toss. Dallas drives from its 23 into field goal range. Septien kicks 27-yard field goal at 3:28.

#### OCT. 31, 1976

St. Louis 23, San Francisco 20, at St. Louis; Cardinals win toss. Joyce punts and Leonard fumbles on return, Jones recovers at 49ers' 43. Bakken kicks 21-yard field goal at 6:42.

#### NOV. 16, 1975

St. Louis 20, Washington 17, at St. Louis; Cardinals win toss. Bakken kicks 37-yard field goal at 7:00.

#### SEPT. 28, 1975

Dallas 37, St. Louis 31, at Dallas; Cardinals win toss. Hart's pass intercepted and returned by Jordan to Cardinals' 37. Staubach passes to DuPre for three yards and touchdown at 7:53.

## MICHAEL BIDWILL AMONG SPEAKERS AT NFL CAREER DEVELOPMENT SYMPOSIUM

Cardinals President **Michael Bidwill** was among the speakers and presenters at the NFL's Career Development Symposium in May at the University of Pennsylvania's Wharton School of Business.

In total, 64 assistant coaches and front office executives – two per NFL club – took part in the three-day program to engage aspiring head coach and general manager candidates through keynote speeches, panel discussions, breakout sessions and networking opportunities with owners, club presidents, coaches, general managers and league executives.

"We are pleased to offer this program to provide a diverse group of coaching and front office talent with the tools and networking opportunities to take the next step in their careers," said NFL Commissioner Roger Goodell. "This symposium will help develop our coaching and front office pipeline and build on the progress we have made over the past decade."

Bidwill was joined by Jaguars owner Shad Khan, Giants owner John Mara and Falcons president Rich McKay as well as front office executives and coaches from around the league that spoke at the symposium.

The program was directed by NFL EVP and Chief Diversity Officer Robert Gulliver and NFL EVP of Football Operations Ray Anderson.

"The Career Development Symposium is an important part of preparing the next generation of NFL head coaches and general managers," said Gulliver. "We are pulling together a select group that will benefit from the insights of owners, current and former head coaches and GMs, as well as Wharton faculty that will help them take that next step in their careers."

Career Development Symposium participants were selected by the NFL office after the clubs submitted nominations from their staffs.





## ALL-NFL/POSTSEASON AWARDS

### 1960

#### All-Pro

Jerry Norton, S (AP, UPI)  
Sonny Randle, E (AP, UPI)

### 1961

#### All-Pro

Jimmy Hill, DHB (NEA)  
Jerry Norton, S (NEA)

### 1963

#### All-Pro

Bobby Joe Conrad, FL (AP, UPI)  
Len Gray, G (UPI)  
Larry Wilson, S (UPI)

### 1964

#### All-Pro

Bob DeMarco, C (NEA)  
Pat Fischer, DB (AP, NEA, UPI)  
Ken Gray, G (AP, UPI)  
Dale Meinert, LB (NEA)

### 1965

#### All-Pro

Ken Gray, G (UPI)

### 1966

#### All-Pro

Larry Wilson, S (AP, NEA, UPI)

### 1967

#### All-Pro

Bob DeMarco, C (AP)  
Ernie McMillan, T (NEA)  
Jackie Smith, TE (UPI)  
Larry Wilson, S (AP, NEA)

### 1968

#### All-Pro

Larry Wilson, S (AP, NEA, UPI)

### 1969

#### All-Pro

Larry Wilson, S (AP, NEA, UPI)

### 1970

#### All-Pro

MacArthur Lane, RB (NEA)  
Roger Wehrli, CB (NEA)  
Larry Wilson, S (PFWA)

#### All-NFC

MacArthur Lane, RB (UPI)  
Ernie McMillan, T (UPI)  
Larry Stallings, LB (UPI)  
Roger Wehrli, CB (UPI)  
Larry Wilson, S (AP, UPI)

### 1971

#### All-NFC

Ernie McMillan, T (UPI)  
Roger Wehrli, CB (UPI)

### 1974

#### All-Pro

Mel Gray, WR (NEA)  
Roger Wehrli, CB (NEA)

#### All-NFC

Jim Hart, QB (AP, UPI, *Sporting News*)  
Roger Wehrli, CB (AP, UPI, *Sporting News*)

#### NFC Player-of-the-Year

Jim Hart, QB (UPI)  
Terry Metcalf, RB (New York PFWA)

#### NFL Coach-of-the-Year

Don Coryell (AP, *Sporting News*)

#### NFC Coach-of-the-Year

Don Coryell (UPI, PFWA)

(Note: Metcalf was runner-up for NFL MVP by AP and NFC player-of-the-year by UPI.)

### 1975

#### All-Pro

Jim Bakken, K (AP, NEA, PFWA, *Pro Football Weekly, N.Y. News*)  
Dan Dierdorf, T (PFWA, *N.Y. News*)  
Mel Gray, WR (AP, PFWA, *N.Y. News, Pro Football Weekly, Football News*)  
Terry Metcalf, KR (*Football News*)  
Roger Wehrli, CB (AP, PFWA, *N.Y. News, Pro Football Weekly*)

#### All-NFC

Jim Bakken, K (AP, *Inside Football Report, Pro Football Weekly, Sporting News*)  
Tom Banks, C (Pro Football Weekly)  
Dan Dierdorf, T (AP, UPI, *Inside Football Report, Pro Football Weekly, N.Y. News*)  
Mel Gray, WR (AP, UPI, *Inside Football Report, Pro Football Weekly, N.Y. News, Sporting News*)  
Terry Metcalf, RB (AP, UPI, *Inside Football Report, Pro Football Weekly, N.Y. News, Sporting News*); (*Pro Football Weekly* as KR)  
Roger Wehrli, CB (AP, UPI, *Inside Football Report, Pro Football Weekly, N.Y. News, Sporting News*)

#### NFL MVP

Terry Metcalf, RB (*N.Y. News*)

#### NFC Coach-of-the-Year

Don Coryell (*Inside Football Report*)

### 1976

#### All-Pro

Jim Bakken, K (AP, NEA, PFWA, *Pro Football Weekly*)  
Tom Banks, C (AP, *Football Digest*)  
Dan Dierdorf, T (AP, NEA, PFWA, *N.Y. News, N.Y. Post*)  
Conrad Dobler, G (NEA)  
Roger Wehrli, CB (AP, PFWA)

#### All-Pro (Second Team)

Tom Banks, C (NEA, PFWA)  
Conrad Dobler, G (AP)

#### All-NFC

Jim Bakken, K (AP, UPI, *Sporting News, N.Y. News, Pro Football Weekly*)  
Conrad Dobler, G (AP, UPI, *Sporting News*)  
Mel Gray, WR (AP, *Sporting News*)  
Roger Wehrli, CB (AP, UPI, *Sporting News, Pro Football Weekly, N.Y. News*)  
Bob Young, G (*N.Y. News*)

#### NFC Offensive Lineman-of-the-Year

Dan Dierdorf, T (NFC players)

### 1977

#### All-Pro

Dan Dierdorf, T (AP, PFWA, NEA)  
Roger Wehrli, CB (AP, NEA)

#### All-Pro (Second Team)

Tom Banks, C (AP)

#### All-NFC

Tom Banks, C (UPI, *Sporting News*)  
Dan Dierdorf, T (UPI, *Sporting News*)  
Bob Young, G (*Sporting News*)  
**NFC Offensive Lineman-of-the-Year**  
Dan Dierdorf, T (NFC players)

### 1978

#### All-Pro

Dan Dierdorf, T (AP, NEA, PFWA, *Pro Football Weekly*)

#### All-NFC

Dan Dierdorf, T (*Sporting News, UPI*)  
Tom Banks, C (*Sporting News, UPI, Pro Football Weekly*)  
Bob Young, G (*Sporting News, Pro Football Weekly*)

#### Honorable Mention All-NFC

Ken Stone, S (UPI)  
Pat Tilley, WR (UPI)  
Roger Wehrli, CB (UPI)

#### All-Rookie NFC

Ken Greene, S (UPI, *Pro Football Weekly*)

#### NFC Offensive Lineman-of-the-Year

Dan Dierdorf, T (NFC players)

### 1979

#### All-Pro

Ottis Anderson, RB (AP, PFWA)  
Bob Young, G (AP, *Pro Football Weekly*)

#### All-NFC

Ottis Anderson, RB (UPI, *Sporting News, Pro Football Weekly*)  
Tom Banks, C (UPI, *Sporting News*)  
Roy Green, KR (*Sporting News, Pro Football Weekly*)  
Roger Wehrli, CB (UPI, *Sporting News, Pro Football Weekly*)  
Bob Young, G (UPI, *Sporting News, Pro Football Weekly*)

#### NFL All-Rookie

Ottis Anderson, RB (*Pro Football Weekly, UPI, Football Digest*)

Joe Bostic, T (*Football Digest*)

#### NFL Player-of-the-Year

Ottis Anderson, RB (AP, UPI, *Sporting News, Pro Football Weekly, PFWA, Football Digest, Offense-N.Y. News*)

#### NFC Rookie-of-the-Year

Ottis Anderson, RB (UPI, *Sporting News*)

### 1980

#### All-Pro

Pat Tilley, WR (*Sports Illustrated*)  
Dan Dierdorf, T (NEA)

#### NFL All-Rookie

Rush Brown, T (UPI, *Pro Football Weekly, Football Digest*)

#### All-NFC (Second Team)

Ottis Anderson, RB (AP, UPI)  
Dan Dierdorf, T (AP, UPI)  
Pat Tilley, WR (UPI)

### 1981

#### All-Pro

Roy Green, WR/DB (*Sports Illustrated*)

#### All-NFC

Roy Green, WR/DB (*Pro Football Weekly*)  
**NFL All-Rookie**  
Neil Lomax, QB (UPI, PFWA, *Football Digest, Pro Football Weekly*)  
E.J. Junior, LB (UPI, *Football Digest, Pro Football Weekly*)  
Carl Birdsong, P (UPI)  
Stump Mitchell, RB (*Pro Football Weekly*)  
Greg Lafleur, TE (PFWA, *Football Digest*)

### 1982

#### NFL All-Rookie

Luis Sharpe, T (*Pro Football Weekly, PFWA, Football Digest*)  
Tootie Robbins, T (*Football Digest, Pro Football Weekly, PFWA*)  
Benny Perrin, S (*Pro Football Weekly, PFWA*)

## 1983

### All-Pro

Roy Green, WR (AP, NEA, PFWA, *Football Digest*, *Pro Football Weekly*, *Sporting News*, *College & Pro Football Newsweekly*, *Football Digest*)

### All-NFC

Carl Birdsong, P (UPI, *Pro Football Weekly*)  
Roy Green, WR (UPI, *Pro Football Weekly*)

## 1984

### All-Pro

Roy Green, WR (AP, NEA, PFWA, *Sporting News*, *College & Pro Football Newsweekly*, *Pro Football Weekly*, *Football Digest*, *Seagram Sports Award*)

E.J. Junior, ILB (AP, NEA, PFWA, *Football Digest*)

### All-NFC

Roy Green, WR (UPI, *Pro Football Weekly*)  
E.J. Junior, ILB (UPI)  
Curtis Greer, DE (UPI)  
Stump Mitchell, KR (*Pro Football Weekly*)  
Randy Clark, C (NEA)  
Luis Sharpe, T (UPI)  
Neil Lomax, QB (UPI)

## 1985

### All-NFC

E.J. Junior, ILB (UPI)

### All-Rookie

Lance Smith, T (UPI)  
Freddie Joe Nunn, OLB (UPI, *Football Digest*)  
Lonnie Young, S (UPI, *Football Digest*)

## 1986

### All-Pro (Second Team)

Leonard Smith, SS (AP, UPI, NEA)  
Vai Sihakema, PR-KR (AP)

### All-NFC

Vai Sihakema, PR-KR (*Pro Football Weekly*)  
Ron Wolfley, Special Teams (PFWA)  
**All-Rookie**  
Gene Chilton, C (*Pro Football Weekly*)  
Vai Sihakema, PR-KR (*Pro Football Weekly*)  
John Lee, K (PFWA, *Pro Football Weekly*)

## 1987

### All-Pro

J.T. Smith, WR (*Pro Football Weekly*, *Sporting News*)  
Ron Wolfley, special teams (*Pro Football Weekly*)

Vai Sihakema, KR (AP)

### All-Pro (Second Team)

Robert Awalt, TE (NEA)  
Luis Sharpe, T (UPI)  
J.T. Smith, WR (AP, *Sporting News*)

### NFL All-Rookie

Robert Awalt, TE (UPI, PFWA, *Pro Football Weekly*, *Football Digest*)  
Todd Rice, G (UPI, PFWA, *Pro Football Weekly*, *Football Digest*)

### All-NFC

Leonard Smith, SS (*Football News*)  
J.T. Smith, WR (UPI)

### All-NFC (Second Team)

Neil Lomax, QB (UPI)  
**NFL Rookie-of-the-Year**  
Robert Awalt, TE (*Sporting News*)  
**NFC Rookie-of-the-Year**  
Robert Awalt, TE (UPI)

## 1988

### All-Pro (Second Team)

Luis Sharpe, T (AP)  
**All-Pro (Honorable Mention)**  
Derek Kennard, C (AP)  
Freddie Joe Nunn, DE (AP)  
Lonnie Young, FS (AP)  
**All-NFC**  
Luis Sharpe, T (UPI)  
**All-NFC (Second Team)**  
Freddie Joe Nunn, DE (UPI)

## 1989

### All-Pro (Second Team)

Rich Camarillo, P (AP)  
**All-NFC**  
Tim McDonald, S (UPI, *Pro Football Weekly*)  
Ron Wolfley, special teams (*Pro Football Weekly*)  
**All-NFC Second Team**  
Rich Camarillo, P (UPI)  
**All-Rookie**  
Eric Hill, LB (UPI, *Pro Football Newsweekly*, *Pro Football Weekly*, *Football Digest*)  
Joe Wolf, T (UPI, *Pro Football Newsweekly*, *Pro Football Weekly*, *Football Digest*)  
Jim Wahler, DT (*Pro Football Newsweekly*, *Pro Football Weekly*)

## 1990

### All-Pro (Second Team)

Luis Sharpe, T (AP)  
Rich Camarillo, P (UPI)  
**NFL Rookie-of-the-Year**  
Johnny Johnson, RB (*Football Digest*)  
**NFL Offensive Rookie-of-the-Year**  
Johnny Johnson, RB (*College & Pro Football Newsweekly*)  
**NFL All-Rookie**  
Johnny Johnson, RB (UPI, PFWA, *Pro Football Weekly*, *College & Pro Football Newsweekly*, *Football Digest*, *Football News*)  
Ricky Proehl, WR (UPI, PFWA, *Pro Football Weekly*, *College & Pro Football Newsweekly*, *Football Digest*)

## 1991

### All-Pro

Tim McDonald, SS (AP)  
**All-Pro (Second Team)**  
Tim McDonald, SS (NEA)  
**NFL All-Rookie Team**  
Aeneas Williams, CB (PFWA, *College & Pro Football Newsweekly*, *Pro Football Weekly*, *Football News*, *Football Digest*)

### All-NFC

Rich Camarillo, P (UPI, *Pro Football Weekly*)  
Tim McDonald, SS (*Pro Football Weekly*, *Football News*)

## 1992

### All-Pro

Rich Camarillo, P (PFWA, *Pro Football Weekly*, AP)  
Tim McDonald, SS (NEA)  
**All-Pro (Second Team)**  
Rich Camarillo, P (NEA)  
Tim McDonald, SS (AP, *College & Pro Football Newsweekly*)

### All-NFC

Rich Camarillo, P (UPI)  
Johnny Bailey, KR (UPI)  
**Golden Toe Award**  
Rich Camarillo, P

## 1993

### All-Pro (Second Team)

Rich Camarillo, P (AP, *College & Pro Football Newsweekly*)  
**All-NFC**  
Rich Camarillo, P (UPI, *Football News*)

## 1994

### All-Pro

Aeneas Williams, CB (*Sports Illustrated*, *USA Today*)  
Jeff Feagles, P (*USA Today*)  
**All-Pro (Second Team)**  
Aeneas Williams, CB (AP, *College & Pro Football Newsweekly*, *Football Digest*)

### All-NFC

Aeneas Williams, CB (*Football News*, UPI)  
**All-NFC (Second Team)**  
Seth Joyner, LB (UPI)

### All-Rookie

Anthony Redmon, G (*Football News*, *Pro Football Weekly*, PFWA)

## 1995

### All-Pro

Larry Centers, RB (*Sports Illustrated*)  
Eric Swann, DT (*The Sporting News*)  
Aeneas Williams, CB (AP, *College & Pro Football Newsweekly*, *Pro Football Weekly*, PFWA, *The Sporting News*, *USA Today*)

### All-Pro (Second Team)

Larry Centers, RB (*College & Pro Football Newsweekly*)  
Jeff Feagles, P (*Football Digest*)  
Eric Hill, LB (*Football Digest*)  
Aeneas Williams, CB (*Football Digest*)  
**All-NFC**  
Jeff Feagles, P (*Football News*, UPI)  
Aeneas Williams, CB (*Football News*, UPI)  
**All-NFC (Second Team)**  
Eric Swann, DT (UPI)

## 1996

### All-Pro

Larry Centers, FB (AP, *Football Digest*, *Sports Illustrated*)  
Eric Swann, DT (*College & Pro Football Newsweekly*)  
Aeneas Williams, CB (*Pro Football Weekly*/PFWA)

### All-Pro (Second Team)

Aeneas Williams, CB (*Football Digest*)  
**All-NFC**  
Lomas Brown, T (*Football News*)  
Aeneas Williams, CB (*Football News*, UPI)  
**All-NFC (Second Team)**  
Seth Joyner, LB (UPI)  
Simeon Rice, DE (UPI)  
Eric Swann, DT (UPI)

### All-Rookie

Simeon Rice, DE (*College & Pro Football Newsweekly*, *Football News*, *Pro Football Weekly*/PFWA)  
Aaron Graham, C (*Pro Football Weekly*/PFWA)

### Defensive Rookie-of-the-Year

Simeon Rice, DE (AP, *Pro Football Weekly*/PFWA, *College & Pro Football Newsweekly*)

### NFC Rookie-of-the-Year

Simeon Rice, DE (UPI)



## 1997

### All-Pro

Aeneas Williams, CB (AP, *Sports Illustrated*, *Pro Football Weekly*, *The Sporting News*, *Football Digest*, *USA Today*)

Rob Moore, WR (AP, *Sports Illustrated*, *Pro Football Weekly*, *College & Pro Football Weekly*, *Football Digest*)

### All-Pro (Second Team)

Aeneas Williams, CB (*College & Pro Football Weekly*)

### All-NFC

Rob Moore, WR (*Pro Football Weekly*)  
Aeneas Williams, CB (*Pro Football Weekly*, *Football News*)

### All-Rookie

Jake Plummer, QB (*Pro Football Weekly*, *College & Pro Football Weekly*, *Football News*)

Mark Smith, DT (*College & Pro Football Weekly*)

## 1998

### All-Pro (Second Team)

Kwamie Lassiter, FS (*College & Pro Football Weekly*)

### All-Rookie

Andre Wadsworth, DE (*College & Pro Football Newsweekly*, *Pro Football Weekly*, *Football Digest*)

Corey Chavous, CB (*College & Pro Football Newsweekly*)

## 1999

### All-Pro (Second Team)

Simeon Rice, DE (AP, *Football Digest*)

## 2000

### All-Pro

Pat Tillman, S (*Sports Illustrated*)

### All-Pro (Second Team)

Scott Player, P (*Pro Football Weekly*)

MarTay Jenkins, KR (*Football Digest*)

### All-NFL (First Team)

Scott Player, P (*Football News*)

## 2001

### All-Pro

David Boston, WR (*Associated Press*, *Sports Illustrated*, *Pro Football Weekly*, *The Sporting News*)

### All-Pro (Second Team)

David Boston, WR (*Football Digest*, *College & Pro Football Newsweekly*)

### All-Rookie (First Team)

Leonard Davis, G (*Pro Football Weekly*, *Football News*)

Arnold Jackson, PR (*Football News*)

### All-NFC (First Team)

David Boston, WR (*Pro Football Weekly*, *Football News*)

## 2003

### Offensive Rookie-of-the-Year

Anquan Boldin, WR (*Associated Press*, *Pro Football Weekly*/PFWA, *Football Digest*)

### Rookie-of-the-Year

Anquan Boldin, WR (*The Sporting News*, *Sports Illustrated*)

### All-Pro

Anquan Boldin, WR (*Associated Press*, *Sports Illustrated*, *Pro Football Weekly*, *The Sporting News*)

### All-Rookie (First Team)

Anquan Boldin, WR (*Pro Football Weekly*)

## 2004

### All-Pro (Second Team)

Bertrand Berry, DE (*Associated Press*, *College & Pro Football Weekly*)

### All-Conference

Bertrand Berry, DE (*Pro Football Weekly*)

### All-Rookie

Karlos Dansby (*Pro Football Weekly*)

Darnell Dockett (*Pro Football Weekly*)

Alex Stepanovich (*Pro Football Weekly*)

## 2005

### All-Pro

Neil Rackers, K (*Associated Press*, *Sports Illustrated*, *Pro Football Weekly*, *Sporting News*)

### All-Conference

Neil Rackers, K (*Pro Football Weekly*)

### All-NFL

Neil Rackers, K (*Associated Press*, *Pro Football Weekly*)

## 2006

### All-Pro (Second Team)

Adrian Wilson, SS (AP)

### All-NFL

Adrian Wilson, SS (PFW) (*The Sporting News*)

### All-Conference

Adrian Wilson, SS (PFW)

## 2007

### All-Pro (First Team)

Larry Fitzgerald, (AP) (*The Sporting News*)

### All-Pro (Second Team)

Adrian Wilson, (AP)

### All-NFL

Larry Fitzgerald, (PFW/PFWA)

### All-NFC

Larry Fitzgerald, (PFW/PFWA)

Adrian Wilson, (PFW/PFWA)

Sean Morey, (PFW/PFWA)

### All-Rookie

Dominique Rodgers-Cromartie (*The Sporting News*) (PFW/PFWA)

## 2008

### All-Pro (First Team)

Larry Fitzgerald, WR (AP) (*The Sporting News*)

### All-Pro (Second Team)

Adrian Wilson, SS (AP)

### All-NFL

Larry Fitzgerald, WR (PFW/PFWA)

### All-NFC

Larry Fitzgerald, WR (PFW/PFWA)

Sean Morey, ST (PFW/PFWA)

### All-Rookie

Dominique Rodgers-Cromartie, CB (*The Sporting News*) (PFW/PFWA)

## 2009

### All-Pro (First Team)

Adrian Wilson, SS (AP)

### All-Pro (Second Team)

Larry Fitzgerald, WR (AP)

Darnell Dockett, DT (AP)

### All-Pro (Sporting News)

Larry Fitzgerald, WR, Darnell Dockett, DT

### All-NFL

Adrian Wilson, SS (PFW/PFWA)

### All-Rookie

Beanie Wells, RB (PFWA)

LaRod Stephens-Howling, ST (PFWA)

## 2011

### All-Pro (First Team)

Patrick Peterson, KR (AP)

### All-Pro (Second Team)

Larry Fitzgerald, WR (AP)

### All-NFL

Patrick Peterson, PR (PFW/PFWA)

### All-Rookie

Patrick Peterson, CB/PR (PFW/PFWA)

### All-Pro (Sporting News)

Patrick Peterson, PR

## 2012

### All-Pro (Second Team)

Daryl Washington, LB (AP)



During his rookie season in 2011, Patrick Peterson earned first-team All-Pro honors as a kick returner after tying the NFL single-season mark with four punt return TDs.



## THE LAST TIME

### RUSHING

#### 200 Yards Rushing

By Cardinals: 228, Beanie Wells at St. Louis, Nov. 27, 2011 (27 att., TD)

By Opponent: 228, Clinton Portis at Denver, Dec. 29, 2002 (24 att., 2 TD)

#### 150 Yards Rushing

By Cardinals: 228, Beanie Wells at St. Louis, Nov. 27, 2011 (27 att., TD)

By Opponent: 153, Adrian Peterson at Minnesota, Oct. 21, 2012 (23 att., TD)

#### 100 Yards Rushing

By Cardinals: 127, LaRod Stephens-Howling at Atlanta, Nov. 18, 2012 (22 att., TD)

By Opponent: 128, Marshawn Lynch (11 att., 3 TD), and 108, Robert Turbin (20 att.) at Seattle, Dec. 9, 2012

#### Two 100-Yard Rushers

By Cardinals: 126 yards, Otis Anderson/102 yards, Wayne Morris at New Orleans, Oct. 5, 1980

By Opponent: 128 yards, Marshawn Lynch/108 yards, Robert Turbin at Seattle, Dec. 9, 2012

#### Three Rushing Touchdowns

By Cardinals: Beanie Wells vs. Detroit, Dec. 16, 2012 (5, 1, 31 yards)

By Opponent: Marshawn Lynch at Seattle, Dec. 9, 2012 (20, 4, 33 yards)

#### Two Rushing Touchdowns

By Cardinals: Beanie Wells (3) vs. Detroit, Dec. 16, 2012 (5, 1, 31 yards)

By Opponent: Marshawn Lynch (3) at Seattle, Dec. 9, 2012 (20, 4, 33 yards)

### PASSING

#### 500 Yards Passing

By Cardinals: 522 by Boomer Esiason at Washington, Nov. 10, 1996-OT (35 comp., 59 att.)

By Opponent: Never happened

#### 400 Yards Passing

By Cardinals: 472 by Kurt Warner at NY Jets, Sept. 28, 2008 (40 comp., 57 att.)

By Opponent: 431 by Ryan Tannehill vs. Miami, Sept. 30, 2012 (26 comp., 41 att.)

#### 300 Yards Passing

By Cardinals: 312 by Ryan Lindley vs. St. Louis, Nov. 25, 2012 (31 comp., 52 att.)

By Opponent: 301 by Matt Ryan at Atlanta, Nov. 18, 2012 (28 comp., 46 att.)

#### Six Touchdown Passes

By Cardinals: Charley Johnson vs. New Orleans, Nov. 2, 1969 (32, 14, 28, 31, 26, 14 yards)

By Opponent: Brett Favre at NY Jets, Sept. 28, 2008 (12, 34, 2, 17, 40, 24 yards).

#### Five Touchdown Passes

By Cardinals: Kurt Warner at Chicago, Nov. 8, 2009 (11, 6, 17, 15, 4 yards)

By Opponent: Brett Favre (6) at NY Jets, Sept. 28, 2008 (12, 34, 2, 17, 40, 24 yards).

#### Four Touchdown Passes

By Cardinals: Kurt Warner (5) at Chicago, Nov. 8, 2009 (11, 6, 17, 15, 4 yards)

By Opponent: Aaron Rodgers at Green Bay, Nov. 4, 2012 (13, 21, 28, 72 yards).

#### Three Touchdown Passes

By Cardinals: Kevin Kolb vs. Miami, Sept. 30, 2012 (3, 46, 15 yards)

By Opponent: Aaron Rodgers (4) at Green Bay, Nov. 4, 2012 (13, 21, 28, 72 yards).

### RECEIVING

#### 200 Yards Receiving

By Cardinals: 217, Anquan Boldin at Detroit, Sept. 7, 2003 (10 receptions, 2 TD)

By Opponent: 253, Brian Hartline vs. Miami, Sept. 30, 2012 (12 rec., TD)

#### 150 Yards Receiving

By Cardinals: 166, Michael Floyd at San Francisco, Dec. 30, 2012 (8 rec., TD)

By Opponent: 172, Michael Crabtree at San Francisco, Dec. 30, 2012 (8 rec., 2 TD)

#### 100 Yards Receiving

By Cardinals: 166, Michael Floyd at San Francisco, Dec. 30, 2012 (8 rec., TD)

By Opponent: 172, Michael Crabtree at San Francisco, Dec. 30, 2012 (8 rec., 2 TD)

#### Two 100-Yard Receivers

By Cardinals: 186, Anquan Boldin (13 rec.), 151, Larry Fitzgerald (10 rec.) at Seattle, Nov. 16, 2008

By Opponent: 253, Brian Hartline (12 rec., 1 TD), 123, Davone Bess (7 rec.) vs. Miami, Sept. 30, 2012

#### Four Receiving Touchdowns

By Cardinals: Roy Green vs. Seattle, Nov. 13, 1983 (15, 23, 7, 63 yards)

By Opponent: Earnest Gray vs. NY Giants, Sept. 7, 1980 (10, 37, 42, 20 yards)

#### Three Receiving Touchdowns

By Cardinals: Anquan Boldin vs. Miami, Sept. 14, 2008 (79, 3, 8 yards)

By Opponent: Greg Olsen at Chicago, Nov. 8, 2009 (33, 3, 20 yards)

#### Two Receiving Touchdowns

By Cardinals: Andre Roberts vs. Miami, Sept. 30, 2012 (46, 15 yards)

By Opponent: Michael Crabtree at San Francisco, Dec. 30, 2012 (49, 7 yards)

#### 10 or More Receptions in a Game

By Cardinals: Larry Fitzgerald (11 for 125 yards, TD) at San Francisco, Jan. 2, 2011

By Opponent: Calvin Johnson (10 for 121 yards) vs. Detroit, Dec. 16, 2012

### COMBOS

#### 100-Yard Rusher/100-Yard Receiver

By Cardinals: LaRod Stephens-Howling, 104 yards rushing/Andre Roberts, 103 yards receiving at Minnesota, Oct. 21, 2012

By Opponent: Marshawn Lynch, 128 yards rushing, and Robert Turbin, 108 yards rushing/Anthony McCoy, 105 yards receiving at Seattle, Dec. 9, 2012

#### 100-Yard Rusher/Two 100-Yard Receivers

By Cardinals: Johnny Johnson, 103 yards rushing/Ernie Jones, 117 yards receiving/Roy Green, 120 yards receiving vs. Green Bay, Nov. 18, 1990

By Opponent: Robert Smith, 117 yards rushing/Cris Carter, 119 yards receiving/Randy Moss, 104 yards receiving at Minnesota, Nov. 12, 2000





## 100-Yard Rusher/100-Yard Receiver/ 300-Yard Passer

By Cardinals: Edgerrin James, 102 yards rushing/Larry Fitzgerald, 171 yards receiving/Kurt Warner 300 yards passing vs. St. Louis, Dec. 30, 2007

By Opponent: Chris Johnson, 154 yards rushing/Kenny Britt, 128 yards receiving/Vince Young 387 yards passing at Tennessee, Nov. 29, 2009

## Two 100-Yard Receivers/300-Yard Passer

By Cardinals: 186, Anquan Boldin, 151 Larry Fitzgerald; 395, Kurt Warner at Seattle, Nov. 16, 2008

By Opponent: 253, Brian Hartline; 123, Davone Bess; 431, Ryan Tannehill vs. Miami, Sept. 30, 2012

## SCORING

### Four Total Touchdowns

By Cardinals: Ronald Moore vs. LA Rams, Dec. 5, 1993 (4 rush)

By Opponent: Brian Westbrook at Philadelphia, Nov. 27, 2008 (2 rush, 2 rec.)

### Three Total Touchdowns

By Cardinals: Beanie Wells vs. Detroit, Dec. 16, 2012 (3 rush)

By Opponent: Marshawn Lynch at Seattle, Dec. 9, 2012 (3 rush)

### Two-Point Conversion

By Cardinals: Larry Fitzgerald reception vs. Seattle, Nov. 14, 2010

By Opponent: Jorvorskie Lane reception vs. Miami, Sept. 30, 2012

### Safety

By Cardinals: Gerald Hayes blocked Donnie Jones punt out of end zone vs. Seattle, Oct. 24, 2004. Ball goes out of the endzone.

By Opponent: Kevin Kolb sacked in end zone vs. Buffalo, Oct. 14, 2012.

## KICKING

### Six Field Goals

By Cardinals: Neil Rackers vs. San Francisco, Oct. 2, 2005 (40, 45, 48, 23, 43, 24 yards)

By Opponent: Has Never Happened

### Five Field Goals

By Cardinals: Jay Feely vs. Denver, Dec. 12, 2010 (36, 48, 55, 23, 49 yards)

By Opponent: Olindo Mare vs. Seattle, Nov. 14, 2010 (41, 34, 19, 23, 19 yards)

### Four Field Goals

By Cardinals: Jay Feely at Atlanta, Nov. 18, 2012 (48, 28, 38, 27 yards)

By Opponent: Stephen Gostkowski at New England, Sept. 16, 2012 (46, 34, 51, 53 yards)

### Three Field Goals

By Cardinals: Jay Feely (4) at Atlanta, Nov. 18, 2012 (48, 28, 38, 27 yards)

By Opponent: Steven Hauschka at Seattle, Dec. 9, 2012 (31, 28, 32 yards)

### Missed Point-After-Touchdown

By Cardinals: Neil Rackers at San Francisco, Dec. 14, 2009 (blocked)

By Opponent: David Buehler vs. Dallas, Dec. 25, 2010 (hit left upright)

### Blocked Punt

By Cardinals: Quentin Groves at New England, Sept. 16, 2012 (Zoltan Mesko punt)

By Opponent: DeDe Dorsey at Cincinnati, Nov. 18, 2007 (Mike Barr punt)

### Blocked Punt Return For Touchdown

By Cardinals: Monty Beisel vs. Dallas, Oct. 12, 2008

(Mat McBriar punt, blocked by Sean Morey, returned three yards)

By Opponent: DeDe Dorsey at Cincinnati, Nov. 18, 2007

(Mike Barr punt, returned 19 yards)

### Blocked Field Goal Attempt

By Cardinals: Adrian Wilson vs. Chicago, Dec. 23, 2012 (Olindo Mare 20-yard attempt)

By Opponent: Alex Carrington vs. Buffalo, Oct. 14, 2012

(Jay Feely 38-yard attempt)

### Blocked Field Goal Attempt For Touchdown

By Cardinals: Justin Bethel (Adrian Wilson block) vs. Chicago, Dec. 23, 2012, 82 yards (Olindo Mare kick)

By Opponent: Mike Bass (Verlon Biggs block) at Washington, Sept. 24, 1972, 32 yards (Jim Bakken kick)

## RETURNS

### Punt Return For Touchdown

By Cardinals: Patrick Peterson at St. Louis, Nov. 27, 2011, 80 yards (Donnie Jones punt)

By Opponent: Nick Miller at St. Louis, Nov. 27, 2011, 88 yards

(Dave Zastudil punt)

### Kickoff Return For Touchdown

By Cardinals: LaRod Stephens-Howling at Minnesota, Nov. 7, 2010, 96 yards (Ryan Longwell kickoff)

By Opponent: Allen Rossum vs. San Francisco, Nov. 10, 2008,

104 yards (Neil Rackers kickoff)

### Interception Return For Touchdown

By Cardinals: Greg Toler vs. Detroit, Dec. 16, 2012 (102 yards, Matt Stafford pass)

By Opponent: Charles Tillman vs. Chicago, Dec. 23, 2012

(10 yards, Ryan Lindley pass)

### Fumble Return For Touchdown

By Cardinals: James Sanders vs. Philadelphia, Sept. 23, 2012, 93 yards (Michael Vick fumble)

By Opponent: Zack Bowman vs. Chicago, Dec. 23, 2012, 1 yard (Beanie Wells fumble)

## DEFENSE

### Four Interceptions

By Cardinals: Kwamie Lassiter vs. San Diego, Dec. 27, 1998

By Opponent: Never has happened

### Three Interceptions

By Cardinals: Antrel Rolle at Cincinnati, Nov. 18, 2007

By Opponent: Marcus Trufant at Seattle, Dec. 9, 2007

### Two Interceptions

By Cardinals: Kerry Rhodes at NY Jets, Dec. 2, 2012

By Opponent: Richard Sherman and Bobby Wagner at Seattle, Dec. 9, 2012

### Two Interceptions By Teammates

By Cardinals: At Washington, Oct. 16, 1994 (Aeneas Williams and James Williams)

By Opponent: At Seattle, Dec. 9, 2012 (Richard Sherman and Bobby Wagner)

### Four Quarterback Sacks

By Cardinals: Bertrand Berry vs. NY Giants, Nov. 14, 2004

By Opponent: Cameron Wake (4.5) vs. Miami, Sept. 30, 2012

### Three Quarterback Sacks

By Cardinals: Darnell Dockett at Tennessee, Nov. 29, 2009

By Opponent: Julius Peppers vs. Chicago, Dec. 23, 2012

## Two QB Sacks By Teammates

By Cardinals: vs. Philadelphia, Dec. 24, 2005 (Adrian Wilson and Chike Okefor)

By Opponent: at Minnesota, Oct. 21, 2012 (Brian Robison (3) and Jared Allen)

## Two Opponent Fumble Recoveries

By Cardinals: Kerry Rhodes at Cincinnati, Dec. 24, 2011

By Opponent: Mark Roman at San Francisco, Dec. 14, 2009

## TEAM SCORING

### 50 Points Scored By Team

By Cardinals: St. Louis 56 at Minnesota 14, Oct. 6, 1963

By Opponent: At Seattle 58, Arizona 0, Dec. 9, 2012

### 40 Points Scored

By Cardinals: Arizona 43, vs. Denver 13, Dec. 12, 2010

By Opponent: At Seattle 58, Arizona 0, Dec. 9, 2012

### 20 First-Quarter Points

By Cardinals: 21 vs. San Francisco, Sept. 10, 2006

By Opponent: 28 at Minnesota, Oct. 9, 2011

### 20 Second-Quarter Points

By Cardinals: 21 vs. Detroit, Dec. 16, 2012

By Opponent: 28 at Seattle, Dec. 9, 2012

### 20 Third-Quarter Points

By Cardinals: 21 at NY Jets, Sept. 28, 2008

By Opponent: 21 at San Francisco, Jan. 2, 2011

### 20 Fourth-Quarter Points

By Cardinals: 24 vs. Denver, Dec. 12, 2010

By Opponent: 21 vs. NY Giants, Oct. 2, 2011

### 30 One-Half Points

By Cardinals: 31 in first half at Chicago, Nov. 8, 2009

By Opponent: 38 in first half at Seattle, Dec. 9, 2012

### Score Touchdown In Each Quarter

By Cardinals: Vs. Tampa Bay, Oct. 13, 2008 (7, 7, 14, 7 points)

By Opponent: At Seattle, Dec. 9, 2012 (10, 28, 13, 7 points)

## OFFENSE

### 500 Yards Total Offense

By Cardinals: 510 at St. Louis, Nov. 2, 2008

By Opponent: 507 at Minnesota, Nov. 7, 2009

### No Sacks/No Interceptions Allowed

By Cardinals: vs. Denver, Dec. 12, 2010

By Opponent: at Kansas City, Nov. 21, 2010

## DEFENSE

### Shutout

By Cardinals: At Arizona 19, NY Giants 0, Dec. 12, 1992

By Opponent: At Seattle 58, Cardinals 0, Dec. 9, 2012

### Shutout At Home

By Cardinals: Cardinals 19, NY Giants 0, Dec. 12, 1992

By Opponent: At Seattle 58, Cardinals 0, Dec. 9, 2012

### Shutout On The Road

By Cardinals: Cardinals 38, at Dallas 0, Nov. 16, 1970

By Opponent: Vs. Seattle, 38, Cardinals 0, Sept. 14, 2003

## MISCELLANEOUS

### Overtime Win At Home

By Cardinals: Sept. 30, 2012 vs. Miami, 24-21

By Opponent: Oct. 14, 2012 vs. Buffalo, 19-16

### Overtime Win On The Road

By Cardinals: Dec. 2, 2001 at Oakland, 34-31

By Opponent: Nov. 7, 2010 at Minnesota, 27-24

### 10 Or More Penalties

By Cardinals: 10, vs. Seattle, Sept 9, 2012 (102 yards)

By Opponent: 10, at Seattle, Dec. 9, 2012 (97 yards)

### Tie Game

By Cardinals: Dec. 7, 1986 at Philadelphia, 10-10

### Over 40:00 Time of Possession (Non-OT)

By Cardinals: 42:50 at Seattle, Oct. 18, 2009

By Opponent: 44:16 at San Francisco, Nov. 20, 2011

## CARDINALS ALL-TIME OPPONENTS

Akron Indians	Cincinnati Celts	Hammond Pros	Minneapolis Red Jackets	Racine American Legion
Akron Pros	Cincinnati Reds	Houston Oilers	• Minnesota Vikings	Racine Legion
• Atlanta Falcons	• Cleveland Browns	• Houston Texans	Moline Athletics	Racine Tornadoes
Baltimore Colts	Cleveland Bulldogs	• Indianapolis Colts	• New England Patriots	Rochester Jeffersons
• Baltimore Ravens	Cleveland Indians	Indianapolis Indians	• New Orleans Saints	Rock Island Independents
Battle Creek Maroons	Cleveland Rams	• Jacksonville Jaguars	New York Bulldogs	• San Diego Chargers
Berkeley Giants	College All-Stars	Kansas City Blues	• New York Giants	• San Francisco 49ers
Boston Braves	Columbus Panhandles	• Kansas City Chiefs	• New York Jets	• Seattle Seahawks
Boston Redskins	Columbus Tigers	Kansas City Cowboys	New York Yanks	Southern California
Boston Yankees	• Dallas Cowboys	Kenosha Cardinals	New York Yankees	Maroons
Brooklyn Dodgers	Dallas Texans	LaCrosse Lagers	Newark Bears	St. Louis Gunners
Buffalo All-Americans	Dayton Triangles	Lansing Oldsmobile	• Oakland Raiders	• St. Louis Rams
• Buffalo Bills	Decatur Staleys	Los Angeles Buccaneers	Oorang Indians	Stanford Braves
Buffalo Bisons	• Denver Broncos	Los Angeles Bulldogs	Orange Tornadoes	Staten Island Stapletons
Camp Polk	Detroit Heralds	Los Angeles Raiders	PCFL All-Stars	• Tampa Bay Buccaneers
Canton Bulldogs	• Detroit Lions	Los Angeles Rams	• Philadelphia Eagles	• Tennessee Titans
• Carolina Panthers	Duluth Kelleys	Maplewood Rovers	Phila.-Pitt. Steagles	Toronto Argonauts
• Chicago Bears	Frankford Yellow Jackets	Memphis Tigers	Pittsburgh Pirates	Tulsa Oilers
Chicago Staleys	Freeport Lions	• Miami Dolphins	• Pittsburgh Steelers	• Washington Redskins
Chicago Stays	Gary Elks	Milwaukee Badgers	Portsmouth Spartans	Western Army All-Stars
Chicago Tigers	• Green Bay Packers	Milwaukee Nighthawks	Pottsville Maroons	Wichita Aero Commanders
• Cincinnati Bengals	Greensboro Generals	Minneapolis Marines	Providence Steam Rollers	Wilkes-Barre Barons

## DRAFT HISTORY

### CARDINAL FIRST-ROUND DRAFT CHOICES

Year	Player (overall pick)	Position	School	Year	Player (overall pick)	Position	School
2013	Jonathan Cooper (7)	G	North Carolina	1974	J.V. Cain (7)	TE	Colorado
2012	Michael Floyd (13)	WR	Notre Dame	1973	Dave Butz (5)	DT	Purdue
2011	Patrick Peterson (5)	CB	Louisiana State	1972	Bobby Moore (4)	WR	Oregon
2010	Dan Williams (26)	DT	Tennessee	1971	Norm Thompson (17)	DB	Utah
2009	Beanie Wells (31)	RB	Ohio State	1970	Larry Stegert (8)	RB	Texas A&M
2008	Dominique Rodgers-Cromartie (16)	CB	Tennessee State	1969	Roger Wehrli (19)	DB	Missouri
2007	Levi Brown (5)	T	Penn State	1968	MacArthur Lane (13)	RB	Utah State
2006	Matt Leinart (10)	QB	Southern California	1967	Dave Williams (16)	WR	Washington
2005	Antrel Rolle (8)	CB	Miami (Fla.)	1966	Carl McAdams (8)	LB	Oklahoma
2004	Larry Fitzgerald (3)	WR	Pittsburgh	1965	Joe Namath (12)	QB	Alabama
2003	Bryant Johnson (17)	WR	Penn State	1964	Ken Kortas (9)	T	Louisville
	Calvin Pace (18)	DE	Wake Forest	1963	Jerry Stoval (2)	HB	Louisiana State
2002	Wendell Bryant (12)	DT	Wisconsin		Don Brumm (13)	E	Purdue
2001	Leonard Davis (2)	T	Texas	1962	Fate Echlos (6)	T	Northwestern
2000	Thomas Jones (7)	RB	Virginia		Irv Goode (2)	C	Kentucky
1999	David Boston (8)	WR	Ohio State	1961	Ken Rice (8)	T	Auburn
	L.J. Shelton (21)	T	Eastern Michigan	1960	George Izo (2)	QB	Notre Dame
1998	Andre Wadsworth (3)	DE	Florida State	1959	Billy Stacy (3)	B	Mississippi State
1997	Tom Knight (9)	CB	Iowa	1958	King Hill (bonus choice)	QB	Rice
1996	Simeon Rice (3)	DE	Illinois		John David Crow (1)	B	Texas A&M
1995	Traded			1957	Jerry Tubbs (9)	C	Oklahoma
1994	Jamir Miller (10)	OLB	UCLA	1956	Joe Childress (6)	B	Auburn
1993	Garrison Hearst (3)	RB	Georgia	1955	Max Boydston (1)	E	Oklahoma
	Ernest Dye (18)	T	South Carolina	1954	Lamar McHan (1)	QB	Arkansas
1992	Traded			1953	Johnny Oliszewski	B	California
1991	Eric Swann (6)	DL	None	1952	Ollie Matson (2)	B	San Francisco
1990	None			1951	Jerry Groom (5)	C	Notre Dame
1989	Eric Hill (10)	LB	Louisiana State	1950	Choice to L.A. Rams		
	Joe Wolf (17)	OL	Boston College	1949	Bill Fischer	G	Notre Dame
1988	Ken Harvey (12)	OLB	California	1948	Jim Spavital	B	Oklahoma State
1987	Kelly Stouffer (6)	QB	Colorado State	1947	DeWitt "Tex" Coulter (6)	T	Army
1986	Anthony Bell (5)	LB	Michigan State	1946	Dub Jones (1)	B	Tulane
1985	Freddie Joe Nunn (18)	LB	Mississippi	1945	Charley Trippi (1)	B	Georgia
1984	Clyde Duncan (17)	WR	Tennessee	1944	Pat Harder (2)	B	Wisconsin
1983	Leonard Smith (17)	CB	McNeese State	1943	Glenn Dobbs (3)	B	Tulsa
1982	Luis Sharpe (16)	T	UCLA	1942	Steve Lach (4)	G	Duke
1981	E.J. Junior (6)	LB	Alabama		Lloyd Cheatham (14)	B	Auburn
1980	Curtis Greer (6)	DE	Michigan	1941	John Kimbrough (2)	B	Texas A&M
1979	Ottis Anderson (8)	RB	Miami (Fla.)	1940	George Cafego (1)	B	Tennessee
1978	Steve Little (15)	PK	Arkansas	1939	Ki Aldrich (1)	C	Texas Christian
1978	Ken Greene (19)	DB	Washington State	1938	Jack Robbins (5)	B	Arkansas
1977	Steve Pisarkiewicz (19)	QB	Missouri		Milt Popovich (15)	B	Montana
1976	Mike Dawson (22)	DT	Arizona	1937	Ray "Buzz" Buivid (3)	B	Marquette
1975	Tim Gray (21)	CB	Texas A&M	1936	Jim Lawrence (5)	B	Texas Christian

#### Round - Name, Position, School (Overall)

#### 2013

- Jonathan Cooper, G, North Carolina (7)
- Kevin Minter, LB, LSU (45)
- Tyrann Mathieu, S, LSU (69)
- Alex Okafor, LB, Texas (103)
- Earl Watford, G, James Madison (116)
- Stephan Taylor, RB, Stanford (140)
- Ryan Swope, WR, Texas A&M (174)
- Andre Ellington, RB, Clemson (187)
- D.C. Jefferson, TE, Rutgers (219)

#### 2012

- Michael Floyd, WR, Notre Dame (13)
- Jamell Fleming, CB, Oklahoma (80)
- Bobby Massie, T, Mississippi (112)
- Senio Kelemete, G, Washington (151)
- Justin Bethel, S, Presbyterian (177)
- Ryan Lindley, QB, San Diego State (185)
- Nate Potter, T, Boise State (221)

#### 2011

- Patrick Peterson, CB, LSU (5)
- Ryan Williams, RB, Virginia Tech (38)
- Rob Housler, TE, Florida Atlantic (69)
- Sam Acho, LB, Texas (103)
- Anthony Sherman, FB, UConn (136)
- Quan Sturdivant, LB, North Carolina (171)
- David Carter, DE, UCLA (184)
- DeMarco Sampson, WR, San Diego State (249)

#### 2010

- Dan Williams, DT, Tennessee (26)
- Daryl Washington, LB, Texas Christian (47)
- Andre Roberts, WR, The Citadel (88)
- O'Brien Schofield, OLB, Wisconsin (130)
- John Skelton, QB, Fordham (155)
- Jorrick Calvin, CB, Troy (201)
- Jim Dray, TE, Stanford (233)

#### 2009

- Beanie Wells, RB, Ohio State (31)
- Cody Brown, OLB, UConn (63)
- Rashad Johnson, S, Alabama (95)
- Greg Toler, CB, Saint Paul's College (131)
- Herman Johnson, G, LSU (167)
- Will Davis, OLB, Illinois (204)
- LaRod Stephens-Howling, RB, Pittsburgh (240)
- Trevor Canfield, G, Cincinnati (254)

#### 2008

- Dominique Rodgers-Cromartie, CB, Tennessee State (16)
- Calais Campbell, DE, Miami (FL) (50)
- Early Doucet, WR, LSU (81)
- Kenny Iwebema, DE, Iowa (116)
- Tim Hightower, RB, Richmond (149)
- Chris Harrington, LB, Texas A&M (185)
- Brandon Keith, T, Northern Iowa (225)

#### 2007

- Levi Brown, T, Penn State (5)
- Alan Branch, DT, Michigan (33)

- Buster Davis, LB, Florida State (69)
- Steve Breaston, WR, Michigan (142)
- Ben Patrick, TE, Delaware (215)

#### 2006

- Matt Leinart, QB, Southern California (10)
- Deuce Lutui, G, Southern California (41)
- Leonard Pope, TE, Georgia (72)
- Gabe Watson, DT, Michigan (107)
- Brandon Johnson, OLB, Louisville (142)
- Jonathan Lewis, DT, Virginia Tech (177)
- Todd Watkins, WR, Brigham Young (218)

#### 2005

- Antrel Rolle, CB, Miami (FL) (8)
- J.J. Arrington, RB, California (44)
- Eric Green, CB, Virginia Tech (75)
- Darryll Blackstock, LB, Virginia (95)
- Elton Brown, G, Virginia (111)
- Lance Mitchell, LB, Oklahoma (168)
- LeRon McCoy, WR, Indiana (PA) (226)

#### 2004

- Larry Fitzgerald, WR, Pittsburgh (3)
- Karlos Dansby, LB, Auburn (33)
- Darnell Dockett, DT, Florida State (64)
- Alex Stepanovich, C, Ohio State (100)
- Antonio Smith, DE, Oklahoma State (135)
- Nick Leckey, G, Kansas State (167)
- John Navarre, QB, Michigan (202)



## 2003

1. Bryant Johnson, WR, Penn State (17)
- 1b. Calvin Pace, DE, Wake Forest (18)
2. Anquan Boldin, WR, Florida State (54)
3. Gerald Hayes, LB, Pittsburgh (70)
5. Kenny King, DE, Alabama (141)
- 6a. Reggie Wells, T, Clarion (177)
- 6b. Tony Gilbert, LB, Georgia (210)
7. Traded to Detroit for WR Larry Foster

## 2002

1. Wendell Bryant, DT, Wisconsin (12)
2. Levar Fisher, LB, N. Carolina State (49)
- 3a. Josh McCown, QB, Sam Houston St. (81)
- 3b. Dennis Johnson, DE, Kentucky (98)
4. Nate Dwyer, DT, Kansas (113)
5. Jason McAddley, WR, Alabama (149)
6. Josh Scobey, RB, Kansas State (185)
7. Mike Banks, TE, Iowa State (223)

## 2001

1. Leonard Davis, T, Texas (2)
- 2a. Kyle Vanden Bosch, DE, Nebraska (34)
- 2b. Michael Stone, CB, Memphis (54)
3. Adrian Wilson, S, North Carolina State (64)
- 4b. Bill Gramatica, K, South Florida (98)
- 4b. Marcus Bell, DT, Memphis (123)
5. Mario Fatafeh, DT, Kansas State (133)
6. Bobby Newcombe, WR, Nebraska (166)
- 7a. Renaldo Hill, CB, Michigan State (202)
- 7b. Tevita Ofahengaua, TE, Brigham Young (246)

## 2000

1. Thomas Jones, RB, Virginia (7)
2. Ray Thompson, OLB, Tennessee (41)
3. Darwin Walker, DT, Tennessee (71)
4. David Barrett, CB, Arkansas (102)
- 5a. Mao Tosi, DL, Idaho (136)
- 5b. Jay Tant, TE, Northwestern (164)
6. Jabari Issa, DL, Washington (176)
7. Sekou Sanyika, OLB, California (215)

## 1999

- 1a. David Bostyn, WR, Ohio State (8)
- 1b. L.J. Shelton, T, Eastern Michigan (21)
2. Johnny Rutledge, LB, Florida (51)
3. Thomas Burke, DE, Wisconsin (83)
4. Joel Makovicka, FB, Nebraska (116)
- 5a. Paris Johnson, S, Miami (OH) (155)
- 5b. Yusuf Scott, G, Arizona (168)
- 6a. Coby Rhinehart, CB, S. Methodist (190)
- 6b. Melvin Bradley, LB, Arkansas (202)
- 6c. Dennis McKinley, FB, Mississippi St. (206)
7. Chris Greisen, QB, N.W. Missouri St. (239)

## 1998

1. Andre Wadsworth, DE, Florida State (3)
2. Corey Chavous, DB, Vanderbilt (33)
3. Anthony Clement, T, S.W. Louisiana (36)
4. Michael Pittman, RB, Fresno State (95)
5. Terry Hardy, TE, Southern Mississippi (125)
6. Zack Walz, LB, Dartmouth (158)
- 7a. Phil Savoy, WR, Colorado (193)
- 7b. Jomo Cousins, DE, Florida A&M (209)
- 7c. Pat Tillman, LB/DB, Arizona State (226)
- 7d. Ron James, FB, Missouri (233)

## 1997

1. Tom Knight, CB, Iowa (9)
2. Jake Plummer, QB, Arizona State (42)
3. Ty Howard, CB, Ohio State (84)
4. Chris Dishman, OL, Nebraska (106)
5. Chad Carpenter, WR, Washington State (139)
- 6a. Rod Brown, FB, North Carolina State (175)
- 6b. Tony McCombs, LB, Eastern Kentucky (188)
7. Mark Smith, DE, Auburn (212)

## 1996

1. Simeon Rice, DE, Illinois (3)
2. Leeland McElroy, RB, Texas A&M (32)
3. Johnny McWilliams, TE, S. California (64)
4. Aaron Graham, C, Nebraska (112)

- 5a. James Dexter, T, South Carolina (137)
- 5b. Harry Stamps, T, Oklahoma (161)
- 5c. Dell McGee, CB, Auburn (162)
6. Mike Foley, DT, New Hampshire (169)
7. Jaruis Hayes, TE, North Alabama (212)

## 1995

1. Traded to Jets for Rob Moore, WR
2. Frank Sanders, WR, Auburn (47)
3. Stoney Case, QB, New Mexico (80)
4. Traded to Jets for Rob Moore, WR
- 5a. Cedric Davis, CB, Tennessee State (150)
- 5b. Lance Scott, C, Utah (165)
- 5c. Tito Paul, DB, Ohio State (167)
6. Anthony Bridges, CB, North Texas State (205)
- 7a. Billy Williams, WR, Tennessee (212)
- 7b. Wesley Leasy, LB, Mississippi State (224)
- 7c. Chad Eaton, DT, Washington State (241)

## 1994

1. Jamir Miller, OLB, UCLA (10)
2. Chuck Levy, RB, Arizona (38)
3. Rich Braham, G, West Virginia (76)
- 3b. Eric England, DE, Texas A&M (89)
- 4a. Perry Carter, CB, Southern Mississippi (107)
- 4b. John Reece, CB, Nebraska (113)
- 4c. Terry Irving, OLB, McNeese State (115)
5. Anthony Redmon, G, Auburn (139)
6. Terry Samuels, TE, Kentucky (172)
7. Frank Harvey, FB, Georgia (204)

## 1993

- 1a. Garrison Hearst, RB, Georgia (3)
- 1b. Ernest Dye, T, South Carolina (18)
2. Ben Coleman, T, Wake Forest (32)
4. Ronald Moore, RB, Pittsburg State (Kan.) (87)
6. Brett Wallerstedt, LB, Arizona State (143)
7. Will White, S, Florida (172)
- 8a. Chadrick Brown, DE, Mississippi (199)
- 8b. Stevie Anderson, WR, Grambling State (215)

## 1992

1. Traded to Miami Dolphins Sept. 3, 1991 for Randal Hill, WR
2. Tony Sacca, QB, Penn State (46)
3. Ed Cunningham, C, Washington (61)
- 4a. Jeff Christy, OL, Pittsburgh (91)
- 4b. Michael Bankston, NG, Sam Houston St. (100)
5. Traded to New Orleans Saints with G Derek Kennard for Robert Massey, CB
6. Brian Brauningner, T, Oklahoma (146)
7. Derek Ware, TE, Central State (OK) (175)
8. Eric Blount, WR, North Carolina (202)
- 9a. David Henson, NG, Arkansas Central (229)
- 9b. Tyrone Williams, WR, Western Ontario (239)
10. Reggie Yarbrough, FB, Calif. St.-Fullerton (259)
11. Rob Baxley, T, Iowa (286)
12. Lance Wilson, NG, Texas (313)

## 1991

1. Eric Swann, DL, None (6)
2. Mike Jones, DT, North Carolina State (32)
3. Aeneas Williams, CB, Southern (59)
4. Dexter Davis, CB, Clemson (86)
5. Vance Hammond, DT, Clemson (117)
6. Ed Vega, T, Memphis State (144)
7. Ivory Lee Brown, RB, Arkansas-Pine Bluff (171)
- 8a. Greg Amstler, RB, Tennessee (198)
- 8b. Jerry Evans, TE, Toledo (204)
- 8c. Scott Evans, DE, Oklahoma (209)
9. None
10. Herbie Anderson, CB, Texas A&I (255)
11. Nathan LaDuke, S, Arizona State (282)
12. Jeff Bridewell, QB, California-Davis (309)

## 1990

1. None. (Exercised in July, 1989 supplemental draft for Timm Rosenbach, QB)
2. Anthony Thompson, RB, Indiana (31)
3. Ricky Proehl, WR, Wake Forest (58)
4. Travis Davis, DL, Michigan State (85)

5. Larry Centers, RB, Stephen F. Austin (115)
6. Tyrone Shavers, RB, Lamar (142)
7. Johnny Johnson, WR, San Jose State (169)
8. Mickey Washington, CB, Texas A&M (199)
9. David Bavaro, LB, Syracuse (225)
10. David Elle, TE, South Dakota (252)
11. Dempsey Norman, WR, St. Francis (IL) (282)
- 12a. Donnie Riley, RB, Central Michigan (309)
- 12b. Ken McMichel, LB, Oklahoma (330)

## 1989

- 1a. Eric Hill, LB, Louisiana State (10)
- 1b. Joe Wolf, OL, Boston College (17)
2. Walter Reeves, TE, Auburn (40)
3. Mike Zandofsky, OL, Washington (67)
4. Jim Wahler, DL, UCLA (94)
- 5a. Richard Tardits, DB, Georgia (123)
- 5b. David Edeen, DE, Wyoming (128)
6. Jay Taylor, CB, San Jose State (150)
7. Rickey Royal, CB, Sam Houston State (177)
8. John Burch, RB, Tennessee-Martin (207)
9. Kendall Trainor, K, Arkansas (234)
10. Chris Becker, P, Texas Christian (261)
11. Jeff Hunter, DE, Albany State (GA) (291)
12. Todd Nelson, OL, Wisconsin (318)

## 1988

1. Ken Harvey, OLB, California (12)
2. Tony Jeffery, RB, Texas Christian (38)
3. Tom Tupa, QB/P, Ohio State (68)
4. Michael Brim, CB, Virginia Union (95)
- 5a. Chris Gaines, ILB, Vanderbilt (120)
- 5b. Tony Jordan, RB, Kansas State (132)
6. Jon Phillips, G, Oklahoma (148)
7. Ernie Jones, WR, Indiana (179)
8. Tim Moore, OLB, Michigan State (206)
9. Scott Dill, G, Memphis State (233)
10. Andy Schilling, WR, Miami (OH) (260)
11. Keith McCoy, DB, Fresno State (291)
12. Chris Carrier, S, Louisiana State (318)

## 1987

1. Kelly Stouffer, QB, Colorado State (6)
2. Tim McDonald, DB, Southern California (34)
- 3a. Robert Awalt, TE, San Diego State (62)
- 3b. Colin Scott, DE, Hawaii (70)
4. Rod Sadder, DT, Texas A&M (90)
- 5a. George Swann, RB, Miami (OH) (118)
- 5b. John Bruno, P, Penn State (126)
- 5c. Ila Jarostchuk, LB, New Hampshire (127)
6. Mark Garalczyk, DT, Western Michigan (146)
- 7a. Tim Peoples, DB, Washington (174)
- 7b. William Harris, TE, Bishop (TX) (195)
8. Steve Alford, DT, Washington (201)
9. Wayne Davis, LB, Alabama (229)
10. Charles Wright, DB, Tulsa (257)
11. Todd Peat, G, Northern Illinois (285)

## 1986

1. Anthony Bell, LB, Michigan State (5)
2. John Lee, K, UCLA (32)
3. Gene Chilton, C, Texas (59)
4. Carl Carter, CB, Texas Tech (89)
5. Jeff Tupper, DE, Oklahoma (116)
7. Eric Swanson, WR, Tennessee (170)
8. Ray Brown, OL, Arkansas State (201)
9. Kent Kefentzis, S, Hawaii (227)
- 10a. Vai Sikaheima, FB, Brigham Young (254)
- 10b. Wes Smith, WR, East Texas State (255)
11. Wayne Dillard, LB, Alcorn State (281)
12. Kent Austin, QB, Mississippi (312)

## 1985

1. Freddie Joe Nunn, LB, Mississippi (18)
2. Scott Bergold, T, Wisconsin (51)
3. Lance Smith, G, Louisiana State (72)
4. Ron Wolfley, RB, West Virginia (104)
- 5a. K.D. Dunn, TE, Clemson (116)
- 5b. Louis Wong, T, Brigham Young (131)
6. Jay Novacek, WR, Wyoming (158)

8. Rob Monaco, T, Vanderbilt (212)
9. Scott Williams, TE, Georgia (244)
10. Dennis Williams, RB, Furman (271)
11. Ricky Anderson, K, Vanderbilt (298)
12. Lonnie Young, DB, Michigan State (325)

## 1984

1. Clyde Duncan, WR, Tennessee (17)
2. Doug Dawson, G, Texas (45)
3. Rick McIvor, QB, Texas (80)
4. Martin Bayless, S, Bowling Green (101)
- 5a. Jeff Leiding, LB, Texas (129)
- 5b. John Goode, TE, Youngstown State (136)
6. Rod Clark, LB, Southwest Texas State (157)
7. Quentin Walker, RB, Virginia (185)
- 8a. Falaniko Noga, LB, Hawaii (201)
- 8b. Bob Paulling, K, Clemson (213)
9. John Walker, RB, Texas (241)
10. Mark Smythe, DT, Indiana (269)
11. Kyle Mackey, QB, East Texas State (296)
12. Paul Parker G, Oklahoma (325)

## 1983

1. Leonard Smith, CB, McNeese State (17)
2. Cedric Mack, CB, Baylor (44)
3. Ramsey Dardar, DT, Louisiana State (71)
- 4a. Mark Duda, DT, Maryland (96)
- 4b. Lionel Washington, DB, Tulane (103)
5. Steve Bird, WR, Eastern Kentucky (130)
6. George Schmitt, CB, Delaware (157)
7. Carlos Scott, C, Texas (184)
8. Bob Harris, S, Auburn (211)
9. Otis Brown, RB, Jackson State (242)
10. Tim Lucas, LB, California (269)
11. Aaron Williams, RB, Washington (296)
12. James Lane, LB, Alabama State (323)

## 1982

1. Luis Sharpe, T, UCLA (16)
2. David Galloway, DE, Florida (38)
- 3a. Benny Perrin, DB, Alabama (65)
- 3b. Rusty Guilbeau, DE, McNeese State (73)
4. Tootie Robbins, T, East Carolina (90)
- 5a. Vance Bedford, DB, Texas (119)
- 5b. Earl Ferrell, RB, E. Tennessee State (125)
6. Craig Shaffer, LB, Indiana State (150)
7. Bob Sebro, T, Colorado (178)
8. Chris Lindstrom, DT, Boston University (205)
9. Darnell Dailey, LB, Maryland (232)
10. Eddie McGill, TE, Western Carolina (259)
11. James Williams, DE, North Carolina A&T (290)
12. Bob Atha, K, Ohio State (317)

## 1981

1. E.J. Junior, LB, Alabama (5)
2. Neil Lomax, QB, Portland State (33)
3. Jeff Griffin, DB, Utah (61)
4. Steve Rhodes, WR, Oklahoma (88)
5. John Gillen, LB, Illinois (116)
6. Dave Ahrens, LB, Wisconsin (143)
7. Kevin Donnalley, DB, North Dakota State (171)
8. Mike Fisher, WR, Baylor (198)
9. Stump Mitchell, RB, Citadel (226)
- 10a. James Mallard, WR, Alabama (253)
- 10b. Jim Joiner, WR, Miami (263)
11. Mike Sherrod, TE, Illinois (281)
12. Joe Adams, G, Nebraska (309)

## 1980

1. Curtis Greer, DE, Michigan (6)
2. Doug Marsh, TE, Michigan (33)
- 3a. John Sinnott, RT, Brown (60)
- 3b. Charles Baker, LB, New Mexico (81)
4. Rusty Lisch, QB, Notre Dame (89)
5. (Traded to Kansas City)
6. Bill Acker, DT, Texas (142)
7. Ben Apuna, LB, Arizona State (171)
- 8a. Dupree Branch, DB, Colorado State (198)
- 8b. Grant Hudson, DT, Virginia (211)

9. Stafford Mays, DE, Washington (225)
10. Rush Brown, DT, Ball State (255)
11. Delrick Brown, DB, Houston (282)
12. Tyrone Gray, WR, Washington State (309)

## 1979

1. Keith Anderson, RB, Miami (8)
- 2a. Theotis Brown, RB, UCLA (35)
- 2b. Calvin Favron, LB, Southeast Louisiana (46)
3. Joe Bostic, T, Clemson (64)
4. Roy Green, WR, Henderson State (89)
- 5a. Steve Henry, DB, Emporia State (118)
- 5b. Mark Bell, WR, Colorado State (130)
6. Thomas Lott, RB, Oklahoma (144)
7. Kirk Gibson, WR, Michigan State (173)
8. Larry Miller, LB, Brigham Young (199)
9. Bob Rozier, DE, California (228)
10. Jerry Holloway, TE, Western Illinois (255)
11. Nate Henderson, T, Florida State (283)
12. Kyle McBride, LB, Georgia (309)

## 1978

- 1a. Steve Little, P/K, Arkansas (15)
- 1b. Ken Greene, DB, Washington State (19)
2. John Barefield, LB, Texas A&I (42)
3. Doug Greene, DB, Texas A&I (69)
- 4a. George Collins, G, Georgia (96)
- 4b. Jim Childs, WR, Calif. Poly-San Luis Obispo (97)
5. Earl Carr, RB, Florida (124)
6. Jack Williams, DE, Bowling Green (151)
7. Dave Stief, WR, Portland State (181)
9. Joe Mosley, TE, Central State (OH) (235)
10. Randy Gill, LB, San Jose State (265)
12. Anthony Clay, LB, South Carolina State (319)

## 1977

1. (Traded to Atlanta)
1. Steve Pisarkiewicz, QB, Missouri (19)
2. George Franklin, RB, Texas A&I (47)
- 3a. Kurt Allerman, LB, Penn State (78)
- 3b. Terdell Middleton, RB, Memphis State (80)
4. (Traded to Cincinnati)
- 5a. Ernest Lee, DT, Texas (131)
- 5b. Andy Spiva, LB, Tennessee (135)
6. (Traded to Philadelphia)
7. (Traded to Cleveland)
8. Eric Williams, LB, Southern California (216)
9. Johnny Jackson, DT, Southern (243)
10. Jim LeJay, WR, San Jose State (270)
11. Greg Lee, DB, Western Illinois (301)
12. Rick Fenlaw, LB, Texas (328)

## 1976

1. Mike Dawson, DT, Arizona (22)
2. Traded To Buffalo
3. Brad Oates, T, Brigham Young (62)
4. Pat Tilley, WR, Louisiana Tech (114)
5. Wayne Morris, RB, Southern Methodist(141)
6. Traded to San Francisco
7. Phil Rogers, RB, Virginia Tech (208)
8. Randall Burks, WR, S.E. Oklahoma State (233)
9. Traded to Denver
10. Randy Walker, RB, Bethune-Cookman (285)
11. Marty Atkins, S, Texas (315)
12. Traded to Miami
13. Greg Brewton, T, Michigan State (369)
14. Raymond Crosier, DE, Abilene Christian (399)
15. Lee Nelson, S, Florida State (420)
16. Cecil Beard, WR, Fisk (453)
17. Dan Myers, S, Georgia Tech (483)

## 1975

1. Tim Gray, CB, Texas A&M (21)
2. Jim Germany, RB, New Mexico State (46)
3. Traded to San Francisco
4. Traded to New Orleans
5. Harvey Goodman, T, Colorado (124)
6. Larry Jameson, DT, Indiana (152)
7. Steve Beard, RB, Baylor (177)

- 8a. John Adams, DT, West Virginia (188)
- 8b. Louis Lauriano, CB, Long Beach State (202)
9. Traded to San Francisco
10. Mike McGraw, LB, Wyoming (255)
11. Jerry Latin, RB, Northern Illinois (280)
12. Ben Jones, WR, Louisiana State (308)
13. Steve Lindgren, DT, Hamline (MN) (333)
14. Ritch Bahe, WR, Nebraska (358)
15. Ron Franklin, DT, Boise State (386)
16. Mark Miller, WR, Missouri (411)
17. Ken Monroe, RB, Indiana State (436)

## 1974

1. J.V. Cain, TE, Colorado (7)
2. Greg Kindle, T, Tennessee State (33)
3. Steve George, T, Houston (60)
- 4a. Durwood Keeton, DB, Oklahoma (85)
- 4b. Ike Harris, WR, Iowa State (91)
5. Steve Neils, LB, Minnesota (111)
6. Traded to N.Y. Jets
7. Traded to Cleveland
8. Sergio Albert, K, U.S. International (189)
9. Reggie Harrison, RB, Cincinnati (215)
10. Greg Hartle, LB, Newberry (SC) (251)
11. Traded to N.Y. Jets
12. Roger Wallace, WR, Bowling Green (293)
13. Jimmy Poullis, RB, Georgia (319)
14. Charles Smith, RB, Yankton (SD) (345)
15. Vincent Ancell, DB, Arkansas State (371)
16. Alonzo Emery, RB, Arizona State (397)
17. John Moseley, DB, Missouri (423)

## 1973

1. Dave Butz, DT, Purdue (5)
2. Gary Keithley, QB, Texas-El Paso (45)
- 3a. Fred Sturt, G, Bowling Green (59)
- 3b. Terry Metcalf, RB, Long Beach State (63)
4. Traded to San Diego
5. Tom Brahaney, C, Oklahoma (109)
- 6a. Dwayne Crump, DB, Fresno State (137)
- 6b. Phil Andre, DB, Washington (148)
7. Ken Jones, T, Oklahoma (164)
8. Ken Garrett, RB, Wake Forest (188)
9. Ken King, LB, Kentucky (213)
10. Bonnie Sloan, DT, Austin-Peay (242)
11. Dan Sanspree, DE, Auburn (267)
12. Dean Unruh, T, Oklahoma (292)
13. Ed Robinson, DB, Lamar (317)
14. Dan Peiffer, G, Southeast Missouri State (348)
15. Mel Parker, LB, Duke (371)
16. Jim Hann, LB, Montana (396)
17. Eric Crone, QB, Harvard (421)

## 1972

1. Bobby Moore, WR, Oregon (4)
2. Mark Arneson, LB, Arizona (32)
3. Tom Beckman, DE, Michigan (57)
- 4a. Jeff Lynam, LB, Brigham Young (62)
- 4b. Martin Imhof, DT, San Diego State (84)
5. Conrad Dabler, G, Wyoming (110)
6. Don Heater, RB, Montana Tech (135)
7. Council Rudolph, DE, Kentucky State (160)
8. Bob Wicks, WR, Utah State (188)
9. Gene Macken, C, South Dakota (213)
- 10a. Eric Washington, DB, Texas-El Paso (238)
- 10b. Mike Franks, QB, E. New Mexico (250)
11. Ron Jones, LB, Arkansas (265)
12. Tommy Gay, DT, Arkansas AM&N (291)
13. Tom Campana, DB, Ohio State (316)
14. Pat McTeer, K, New Mexico State (344)
15. Mark Herman, TE, Yankton (SD) (369)
16. Henry Alford, DE, Pittsburgh (394)
17. Kent Carter, LB, Southern California (422)

## 1971

1. Norm Thompson, DB, Utah (17)
2. Dan Dierdorf, T, Michigan (43)
3. Jim Livesay, WR, Richmond (61)





- Larry Willingham, DB, Auburn (95)
- Rocky Wallace, LB, Missouri (121)
- Mel Gray, WR, Missouri (147)
- Jim Cooch, DB, Colorado (173)
- Ron Yankowski, DE, Kansas State (199)
- Mike Savoy, WR, Black Hills (S.D.) (225)
- Ron Miller, T, McNeese State (251)
- Rick Ogle, LB, Colorado (277)
- Tim Von Dulin, QB, Portland State (303)
- Jeff Allen, DB, Iowa State (329)
- Doug Klausen, T, Arizona (355)
- Ted Heiskell, RB, Houston (381)
- Lawrence Brame, LB, Western Kentucky (407)
- Preston Watkins, WR, Bluefield State (WV) (433)

## 1970

- Nero Stegert, RB, Texas A&M (8)
- Jim Corrigan, LB, Kent State (33)
- Chuck Hutchinson, G, Ohio State (38)
- Charlie Pittman, RB, Penn State (58)
- Eric Harris, DB, Colorado (69)
- Greg Lens, DT, Trinity (TX) (86)
- Don Parish, LB, Stanford (91)
- Tom Lloyd, T, Bowling Green (111)
- Barry Pierson, DB, Michigan (127)
- James Manuel, T, Toledo (136)
- Jim McFarland, TE, Nebraska (164)
- Tom Banks, C, Auburn (189)
- Mike Holmgren, QB, Southern California (201)
- Paul White, RB, Texas-El Paso (214)
- Tony Plummer, DB, Pacific (242)
- Mike Siwek, DT, Western Michigan (267)
- Charles Collins, WR, Kansas State (292)
- Jack Thomas, G, Mississippi State (320)
- Ray Groth, WR, Utah (345)
- Ron Wilson, WR, Illinois (370)
- Gary Fowler, RB, California (398)
- Cliff Powell, LB, Arkansas (423)

## 1969

- Roger Wehrli, DB, Missouri (19)
- Rolf Kruger, DT, Texas A&M (35)
- Chip Healy, LB, Vanderbilt (71)
- Terry Brown, DB, Oklahoma State (73)
- Bill Rhodes, G, Florida State (97)
- Walter Shockley, RB, San Jose State (108)
- Gene Huey, FL, Wyoming (123)
- Amos Van Pelt, RB, Ball State (149)
- Traded to Pittsburgh
- Wayne Mulligan, C, Clemson (201)
- Cal Snowden, DE, Indiana (227)
- Gerald Warren, K, North Carolina State (252)
- Gary Kerl, LB, Utah (279)
- Howard Taylor, RB, New Mexico State (305)
- Richard Heinz, DT, Santa Barbara (331)
- Ed Roseborough, QB, Arizona State (356)
- Fritz Latham, T, Tuskegee (AL) (383)
- Junior Riggins, RB, Kansas (409)
- George Hummer, C, Arizona State (435)

## 1968

- MacArthur Lane, RB, Utah State (13)
- Fred Hyatt, FL, Auburn (40)
- Robert Atkins, DB, Grambling (42)
- Traded to Green Bay
- Don Fitzgerald, RB, Kent State (87)
- Joe Schmiesing, LB, New Mexico State (96)
- Rocky Rosema, LB, Michigan (123)
- Frank Lane, LB, Stephen F. Austin (151)
- Frank Henry, FL, Wake Forest (177)
- Jerry Daanen, FL, Miami (FL) (205)
- Billy Sinkule, DE, Central Michigan (231)
- Tom Busch, FL/K, Iowa State (259)
- Larry Siagle, G, UCLA (285)
- Vern Emerson, T, Minnesota-Duluth (313)
- Mack Sauls, DB, Southwest Texas (339)
- Vic Bender, C, N.W. Louisiana State (367)
- Dave Lovich, DE, Northwest Louisiana (393)
- Dan Lankas, LB, Kansas State (421)
- Robert Lee, FL, Minnesota (447)

## 1967

- Dave Williams, E, Washington (16)
- Bob Rowe, DE, Western Michigan (43)
- Vidal Carlin, QB, North Texas State (69)
- Mike Barnes, DB, Arlington State (97)
- Andy Bowling, LB, Virginia Tech (105)
- Jamie Rivers, TE, Bowling Green (123)
- Mike Campbell, HB, Lenoir-Rhyne (150)
- Joe Randall, K, Brown (175)
- Mike Gold, T, Utah State (193)
- Ted Wheeler, TE, West Texas State (227)
- Lavern Barrs, DB, Furman (255)
- Ed Marcontell, G, Lamar Tech (279)
- Steve Dundas, FL, Pomona (305)
- Bob Duncum, T, West Texas State (331)
- Bo Hickey, FB, Maryland (357)
- Phil Wosilius, LB, Syracuse (383)
- Phil Spiller, DB, Los Angeles State (410)
- Terry Bacigalupo, DE, Oklahoma State (435)

## 1966

- Carl McAdams, LB, Oklahoma (8)
- Harold Lucas, T, Michigan State (23)
- Dave Long, DE, Iowa (43)
- Gary Snook, QB, Iowa (58)
- \* Jack Clancy, FL, Michigan (73)
- \* Tim Van Galder, QB, Iowa State (88)
- \* Charles Artwright, T, Georgia (102)
- \* Dan Goich, E, California (121)
- \* Charles Bryant, FL, Allen (S.C.) (135)
- Mike Ringer, HB, Oklahoma (148)
- Bobby Williams, HB, Central State (Okla.) (163)
- Rickey Johnson, T, Clemson (177)
- James Brown, G, Nebraska (196)
- \*14. LaVerle Pratt, LB, Idaho (210)
- Darryl Alleman, E, Wyoming (224)
- Dick Kasperk, C, Iowa State (238)
- \*17. Benny Russell, QB, Louisville (275)
- Willie Jones, DE, Kansas State (271)
- Tony Golmont, HB, North Carolina State (285)
- Tom Gallagher, DE, Indiana (299)

## 1965

- Joe Namath, QB, Alabama (12)
- Dave Simmons, LB, Georgia Tech (26)
- \*3. Ray Ogden, E, Alabama (40)
- Johnny Roland, RB, Missouri (54)
- Bob Bonds, HB, San Jose State (168)
- \*6. Glenn Hines, T, Arkansas (92)
- Frank Roy, E, Utah (96)
- John Meyer, LB, Notre Dame (116)
- \*9. Jimmy Heidel, HB, Mississippi (124)
- \*10. Chuck Druis, Jr., E, Duke (138)
- Bud French, HB, Alabama (152)
- Glen Sasser, E, North Carolina State (166)
- Steve Murphy, HB, Northwestern (180)
- Mike Alford, C, Auburn (194)
- Harlan Lane, HB, Baylor (208)
- Carl Silvestri, HB, Wisconsin (222)
- Mike Melnikovich, T, Grays Harbor J.C. (WA) (236)
- Ed McQuarters, G, Oklahoma (250)
- \*19. Roy Shivers, HB, Utah State (264)
- Anthony Giacobazzi, E, Iowa (275)

## 1964

- Ken Kortas, T, Louisville (9)
- Herschel Turner, G, Kentucky (24)
- \*3. Remi Prudhomme, T, Louisiana State (37)
- Traded to N.Y. Giants
- \*5. Charles Brooks, E, Michigan State (65)
- Richard Bowman, E, Syracuse (80)
- \*7. Jerry Lamb, E, Arkansas (93)
- Robert Johnson, E, Wisconsin (104)
- George Bednar, G, Notre Dame (102)
- Willie Ross, HB, Nebraska (121)
- \*10. Anthony Lawrence, T, Bowling Green (136)
- Richard Hard, T, Wenatchee Valley J.C. (WA) (144)
- Rick Sortun, G, Washington (164)

- Jake Adams, E, Virginia Tech (177)
- Leonard Slaby, C, Syracuse (192)
- Clifford Stallings, HB, New Mexico (205)
- Jack Anderson, RB, Ripon (Wisc.) (220)
- \*17. John Evans, T, Memphis (233)
- Dave Hoover, HB, Iowa State (248)
- \*19. Bob Young, T, Howard Payne (261)
- Ralph Kustal, G, Missouri (276)

## 1963

- Jerry Stovall, HB, Louisiana State (2)
- Don Brumm, E, Purdue (13)
- Bob Reynolds, T, Bowling Green (17)
- Dan Brabham, DE, Arkansas (30)
- \*3b. Mike Frauchia, HB, Alabama (33)
- Don Estes, T, Louisiana State (45)
- Bill Thornton, HB, Nebraska (48)
- Bob Paremora, HB, Florida A&M (73)
- Jim Moss, T, South Carolina (36)
- Jim Cook, G, Oklahoma (101)
- \*9. Willis Crenshaw, HB, Kansas State (114)
- Jackie Smith, E, Northwest Louisiana (129)
- Jim Burson, HB, Auburn (142)
- \*12. Chuck Walker, G, Duke (157)
- Alex Zyskowski, HB, Wichita State (170)
- Paul Lea, HB, Oklahoma (185)
- Ed Scrutchins, E, Toledo (198)
- John Stafkosky, T, Notre Dame (213)
- Dave Maggley, LB, Syracuse (226)
- Larry Stallings, LB, Georgia Tech (241)
- Darnell Haney, T, Utah State (254)
- \*20. Bill Clay, E, Arkansas (264)

## 1962

- Fate Echols, T, Northwestern (6)
- Irv Goode, C, Kentucky (12)
- Robert Jackson, FB, New Mexico State (19)
- Charley Bryant, E, Ohio State (34)
- \*4. Roger Kochman, HB, Penn State (47)
- Bill Rice, E, Alabama (68)
- John Elwell, E, Purdue (75)
- Bill Kirchiro, G, Maryland (90)
- \*8. George Cross, T, Auburn (103)
- Wilburn Hollis, QB, Iowa (118)
- George Francovitch, G, Syracuse (131)
- James Saxton, HB, Texas (146)
- Bob O'Illovich, HB, Montana State (159)
- Bill Diamond, G, Miami (Fla.) (174)
- George Mans, E, Michigan (187)
- Dick Barlund, E, Maryland (202)
- Bill Wegener, G, Missouri (215)
- Don Kasso, HB, Oregon State (230)
- Don Donatelli, C, Florida State (243)
- Don Smith, HB, Langston (Okla.) (258)
- Judge Dickson, HB, Minnesota (271)

## 1961

- Ken Rice, T, Auburn (8)
- Fred Arbanas, E, Michigan State (22)
- \*3. Billy Wilson, T, Auburn (31)
- Ron McDole, T, Nebraska (50)
- Glen Bass, East Carolina (64)
- Dale Evans, HB, Kansas State (78)
- \*6b. Dick Thornton, QB, Northwestern (83)
- \*7a. George Hultz, T, Southern Mississippi (92)
- Al Bemiller, C, Syracuse (94)
- Marshall Starks, HB, Illinois (106)
- \*9. Charles Graning, HB, Georgia Tech (120)
- \*10. Jim King, T, Clemson (134)
- Bill Kinnune, G, Washington (148)
- Mike Stock, HB, Northwestern (162)
- Ernie McMillan, Eastern Illinois (176)
- Bob Elliot, FB, North Carolina (190)
- Mel West, HB, Missouri (204)
- Jake Bradley, T, Florida A&M (218)
- Pat Fischer, HB, Nebraska (232)
- Art Browning, G, Duke (246)
- Dick Schnell, T, Wyoming (260)
- Leo Reed, E, Colorado State (274)

## 1960

- George Izo, QB, Notre Dame (2)
- Harold Olson, T, Clemson (13)
- Mike McGee, G, Duke (14)
- Hugh McInnis, E, Southern Mississippi (26)
- Charles Elzey, C, Southern Mississippi (29)
- Willie West, HB, Oregon (37)
- Silas Woods, E, Marquette (38)
- Bill Burrell, LB, Illinois (50)
- George Phelps, HB, Cornell (54)
- Ed Mazurek, T, Xavier (O.) (60)
- Jack Lee, QB, Cincinnati (61)
- Larry Wilson, TB, Utah (74)
- Wayne Crow, HB, California (85)
- Dewitt Hoopes, T, Northwestern (98)
- \*10a. Charley Johnson, QB, New Mexico State (109)
- Paul Oglesby, T, UCLA (113)
- Robert Towns, HB, Georgia (122)
- Tom Chapman, E, Detroit (133)
- Vic Jones, HB, Indiana (146)
- \*14. Bob DeMarco, T, Dayton (157)
- Frank Mestnik, HB, Marquette (170)
- Jim Hunt, T, Prairie View (181)
- Joe Davis, T, The Citadel (194)
- Bob Haas, HB, Missouri (205)
- Herman Alexander, T, Findlay (OH) (218)
- Thomas Day, G, North Carolina A&T (229)

## 1959

- Billy Stacy, B, Mississippi State (3)
- Jerry Wilson, E, Auburn (14)
- Jimmy Butler, B, Vanderbilt (27)
- Ken Beck, T, Texas A&M (38)
- Maury Schleicher, E, Penn State (50)
- Ted Bates, T, Oregon State (from Wash.) (52)
- Tom Redmond, T, Vanderbilt (63)
- Mac Lewis, T, Iowa (from Detroit) (64)
- Choice to San Francisco
- Choice to Cleveland
- Gary Ferguson, T, Southern Methodist (98)
- Emil DeCantis, B, North Carolina (111)
- Floyd Faucette, B, Georgia Tech (122)
- Ted Edmondson, E, Hardin-Simmons (135)
- Pat Lambert, E, Richmond (146)
- Bob Bobo, T, Texas-E-El Paso (159)
- John Schroeder, E, North Carolina (170)
- John Dingens, T, Detroit (183)
- Pete Hart, B, Hardin-Simmons (194)
- Darrell DeBecker, T, Illinois (207)
- Billy Dunn, B, Southern Methodist (218)
- Jerry Lee Murphy, T, Ohio State (231)
- Dale Mummelaar, G, Wyoming (242)
- Glenn Shamblin, B, West Virginia (255)
- Freddie Glick, B, Colorado State (266)
- Jim Reed, G, East Texas State (279)
- Jim Jeffrey, T, Auburn (290)
- Joe Chuha, C, Southern California (303)
- Bob Corrigan, G, Indiana (314)
- Don Fleming, B, Florida (327)
- Jim O'Connor, C, Marshall (338)
- Rabe Walton, B, North Carolina (351)

## 1958

- King Hill, QB, Rice (bonus choice)
- John David Crow, B, Texas A&M (1)
- Jim McCusker, T, Pittsburgh (13)
- Bobby Jack Oliver, T, Baylor (from Detroit) (20)
- Larry Cowart, C, Baylor (25)
- Choice to L.A. Rams
- Choice to Baltimore
- Bobby Gordon, B, Tennessee (62)
- Jon Jelacic, E, Minnesota (73)
- Choice to San Francisco
- John Keelan, T, Kansas State (97)
- Gil Robertshaw, T, Brown (110)
- Dean Philpot, B, Fresno State (121)
- Bill Hinton, G, Louisiana Tech (134)
- Charlie Jackson, B, Southern Methodist (145)
- Bob Schmidt, T, Minnesota (158)

- Ray Dunlap, B, Marshall (169)
- Wade Patterson, E, Idaho (182)
- Mac Stames, C, Abilene Christian (195)
- Mario Cheppo, E., Louisville (206)
- Sonny Randle, B, Virginia (219)
- Jim Matheny, C, UCLA (230)
- Ray Toole, B, North Texas State (243)
- Tony Aloisio, E, Indiana (254)
- John Harbour, T, S.E. Missouri State (267)
- Eric Soesbe, T, Vanderbilt (278)
- J.C. Riekenberg, B, Northwestern St. (LA) (291)
- Ray Masters, B, Southern Methodist (302)
- Will Lewis, B, Tennessee-Chattanooga (315)
- Gale McGinty, B, West Texas State (326)
- Ken Irby, T, Mississippi State (339)

## 1957

- Jerry Tubbs, C, Oklahoma (9)
- Tom Maentz, E, Michigan (21)
- Bill Hudson, T, Clemson (33)
- choice to San Francisco
- Wayne Bock, T, Illinois (57)
- Choice to Green Bay
- Choice to Cleveland through N.Y. Giants
- Choice to L.A. Rams
- Don McCumby, T, Washington (105)
- Don Carothers, E, Bradley (117)
- Bob Kraus, G, Kansas (129)
- Bob Derrick, B, Oklahoma (141)
- Ed Ritt, T, Montana State (153)
- Bob Fee, B, Indiana (165)
- Bill Livingston, C, Southern Methodist (177)
- Terry Hurley, E, Montana (189)
- Buddy Terry, T, Houston (201)
- Hal Smith, B, UCLA (213)
- Paul Barrington, G, Minnesota (225)
- Tom Homer, T, Kansas (237)
- Joe Kopniak, E, West Virginia (249)
- Don Sizemore, B, Hardin-Simmons (261)
- Milt Konicek, T, Duke (273)
- Ron Klim, C, West Virginia (285)
- Ray Volz, B, Denison (297)
- Ted Rohde, B, Kansas (309)
- Bob Butorovich, T, Montana State (321)
- Hugh Husser, E, Southwestern Louisiana (333)
- Lee Corso, B, Florida State (345)
- Frank Gibson, T, Kansas (357)

## 1956

- Joe Childress, B, Auburn (6)
- Norm Masters, T, Michigan State (17)
- John Roach, QB, Southern Methodist (30)
- Sam Salerno, T, Colorado (41)
- choice to L.A. Rams
- Charlie Dupre, B, Baylor (65)
- Bob Konovsky, T, Wisconsin (76)
- Dave Lunceford, T, Baylor (89)
- Bob Lovely, T, Tampa (100)
- Willis Towne, E, Wichita State (113)
- Bob James, B, Auburn (124)
- Jerry Walker, T, Texas Tech (137)
- Bo Bolinger, G, Oklahoma (148)
- Carnell Neuman, B, Illinois (161)
- Charley Anderson, E, Louisiana Tech (172)
- Tom Spiers, QB, Ark. St. (from Wash.) (178)
- George Welsh, QB, Navy (185)
- Ron Beagle, E, Navy (196)
- Jim Brown, G, UCLA (209)
- Ray Zagar, B, Marquette (220)
- Dickie Mattison, B, Georgia Tech (233)
- Ronnie Herr, B, Texas Tech (244)
- Jim Murphy, T, Stephen F. Austin (257)
- Tony Branoff, B, Michigan (268)
- Orville Trask, T, Rice (281)
- Bill Wheeler, T, Kentucky (292)
- Chuck Zickeloose, E, Kansas State (305)
- Jack Hutchinson, T, Oklahoma State (316)
- Jim Miller, QB, Wisconsin (329)
- Jim Troglio, B, Northwestern (340)
- Bill Kucera, T, Colorado (352)

## 1955

- Max Boydston, E, Oklahoma (1)
- Lindon Crow, B, Southern California (13)
- Mal Hammack, B, Florida (25)
- Tony Pasquesi, T, Notre Dame (from N.Y. Giants) (31)
- Frank Bernardi, B, Colorado (37)
- Mario DaRe, T, Southern California (49)
- Jack Bowersox, G, Maryland (61)
- Dave Leggett, B, Ohio State (73)
- Sam Irvine, C, Maryland (85)
- Charlie McGinty, E, North Texas State (97)
- Frank Scaffardi, T, Marquette (109)
- Tom Pepsin, C, Miami (Fla.) (121)
- Dale Sandstrom, B, Concordia (MN) (133)
- Tom McLuckie, G, Maryland (145)
- Gordy Brown, E, Louisiana Tech (157)
- Dick Brubaker, E, Ohio State (169)
- Bob Herndon, B, Oklahoma (181)
- Al Dennis, E, Middlebury (from Chicago) (190)
- Larry White, C, New Mexico (193)
- Fred Campbell, T, Duke (205)
- Dick Coy, T, S. John's (Minn.) (217)
- Jim Burt, B, Washington (Mo.) (229)
- Howe Wright, B, Virginia Tech (241)
- Vic Berra, E, Montana State (253)
- Karl Bays, T, Eastern Kentucky (265)
- Max Pierce, B, Utah (277)
- Bob Scott, E, Evansville (289)
- Billy Hooper, B, Baylor (301)
- Bruce Schwager, T, Merchant Marine (313)
- Bob Ems, B, Southern Illinois (325)
- Gene Renzi, T, Northeastern (337)
- Bob Sweet, B, Trinity (Tex.) (349)

## 1954

- Lamar McHan, QB, Arkansas (1)
- Gary Knaflec, E, Colorado (13)
- Bobby Cavazos, B, Texas Tech (25)
- Bill Bredder, B, Oklahoma State (37)
- Don Dohoney, E, Michigan State (49)
- Tom McHugh, B, Notre Dame (61)
- Dave Mann, B, Oregon State (73)
- Paul Larson, B, California (85)
- Dean Chambers, T, Washington (97)
- Tommy Lewis, B, Alabama (109)
- Homer Smith, B, Princeton (121)
- Howard Pitt, E, Duke (133)
- Les Goble, B, Alfred (145)
- Sammy Dumas, G, Arkansas (157)
- Cecil Harp, E, Pacific (169)
- Al Kilgore, T, Kent State (181)
- Jack Troxell, B, Arkansas (193)
- Dick Young, B, Tennessee-Chattanooga (205)
- Jerry Sazio, T, William & Mary (217)
- Stan Huntsman, B, Washburn (229)
- Jim Stander, T, Colorado (241)
- Ledio Fanucchi, T, Fresno State (253)
- Charley Oakley, B, Louisiana State (265)
- Lou Sawchik, E, Ohio (277)
- Jerry Marchand, B, Louisiana State (289)
- Ralph Carrigan, C, Alabama (301)
- John Culver, B, Harvard (313)
- Tom Koller, B, William & Mary (325)
- Bill Albrecht, B, Washington (337)
- Alex Burr, B, Colorado State (349)

## 1953

- Johnny Olszewski, B, California
- Jim Psaltis, B, Southern California
- Dale Samuels, QB, Purdue
- Buck Martin, E, Georgia Tech
- Bill Shalosky, G, Cincinnati
- Tom Curcillo, B, Ohio State
- Tom Higgins, T, N. Carolina (from Phila.)
- Choice to Philadelphia
- Jerry Watford, G, Alabama
- Ed Husmann, G, Nebraska (from Wash.)
- Avatus Stone, B, Syracuse
- Charley Berndt, T, Wisconsin



- Ed Woodsum, E, Yale
- Chuck Spaulding, B, Wyoming
- Frank McPhee, E, Princeton (from Wash.)  
Ronnie Morris, B, Tulsa
- Dick Sprague, B, Washington
- Nick Chickillo, G, Miami
- Jimmy Lear, B, Mississippi
- Earl Heninger, B, Purdue
- Joe Yukica, E, Penn State
- Tom Donahue, C, Wake Forest
- Len D'Errico, G, Boston
- Joe Curtis, E, Alabama
- Hal Lokovsek, T, Washington State
- Jim Root, B, Miami (Ohio)
- Brad Glass, G, Princeton
- Haywood Sullivan, B, Florida
- Don Ringe, T, Idaho
- C.O. Brocato, C, Baylor
- Mike Prokopiak, B, New Mexico
- Earl Wrightenberry, T, Clemson
- Bill Gaudreau, B, Notre Dame

## 1952

- Ollie Matson, B, San Francisco (2)
- Johnny Karras, B, Illinois (15)  
Darrell (Pete) Brewster, E, Purdue (from Detroit) (20)
- Choice to San Francisco
- Choice to L.A. Rams
- Dick Fugler, T, Tulane (50)
- John Hancock, G, Baylor (63)
- Harry Jabbusch, C, South Carolina (74)
- Don Coleman, G, Michigan State (87)
- Malcolm Cook, B, Georgia (98)
- John Felch, T, Holy Cross (111)
- Leo Sugar, E, Purdue (122)
- Joe Masnaghetti, T, Marquette (135)
- Mel Massucco, B, Holy Cross (146)
- Tom Toufaite, C, North Carolina State (159)
- John Davis, B, Indiana (170)
- Mike Mergen, G, San Francisco (183)
- Darrell Crawford, B, Georgia Tech (194)
- Bill Pyron, T, Mississippi State (207)
- Ed Listopad, T, Wake Forest (218)
- Frank Fischel, E, Arkansas (231)
- Wade Musgrove, G, Hardin-Simmons (242)
- Glenn Lippman, B, Texas A&M (255)
- Louis (Red) Stephens, G, San Francisco (266)
- E.J. Moore, G, Abilene Christian (279)
- Cliff Anderson, E, Indiana (290)
- Charley Fry, T, Maryland (303)
- Sam Moses, T, Texas A&M (314)
- Harold Lutz, E, Alabama (327)
- Don Kasperan, B, Purdue (338)
- Will Stolk, B, Miami (351)

## 1951

- Jerry Groom, C, Notre Dame (5)
- Don Joyce, T, Tulane (17)
- Don Stonesifer, E, Northwestern (29)
- Dick Doyno, B, Lehigh (41)
- Lynn Lynch, G, Illinois (from Wash.) (50)
- Ed Jaseonek, B, Furman (65)
- Dick Panches, T, Colorado (77)
- Leo Sanford, C, Louisiana Tech (89)
- Neil Schmidt, B, Purdue (101)
- Ken Cooper, G, Vanderbilt (from Balt.) (113)
- Tom Bienemann, E, Drake (125)
- Jack Landry, B, Notre Dame (137)
- Volney Peters, T, Southern California (149)
- Bill Leskovar, B, Kentucky (161)
- John Sincic, G, Wisconsin (173)
- Gene Miller, B, Northwestern (185)
- Henry May, C, Southwest Missouri State (197)
- Russ Pomeroy, T, Stanford (209)
- Gene Ackerman, E, Missouri (221)
- Fred Wallner, G, Notre Dame (233)
- Dick Bunting, E, Drake (245)
- S.J. Whitman, B, Tulsa (257)
- Sam Owens, E, Oklahoma (from Balt.) (269)

- Billy Cross, B, West Texas State (281)
- Vernon Quick, G, Wofford (293)
- Jeff Fleischmann, B, Cornell (305)
- Ken Huxhold, T, Wisconsin (317)
- Dick Martin, B, Kentucky (329)
- Bob Livingston, B, Notre Dame (from Balt.) (341)
- Leon Root, B, Rutgers (353)

## 1950

- Choice to L.A. Rams (8)
- Jack Jennings, T, Ohio State (20)
- Bill Svoboda, B, Tulane (from N.Y. Bulldogs) (28)
- Frank Poltfoot, E, Washington State (34)
- Don Paul, B, Washington State (46)
- Carl Kiilgaard, T, Idaho (60)
- Warren Wood, G, Puget Sound (72)
- Billy Gay, B, Notre Dame (from N.Y. Giants) (64)
- Eddie Badgon, G, Michigan State (86)
- John Hock, T, Santa Clara (98)
- Vito Ragazzo, E, William & Mary (112)
- Walt Grothaus, C, Notre Dame (124)
- Milt Lavigne, B, S.E. La. (from Pitt.) (125)
- J.D. Ison, E, Baylor (138)
- Frank Wallheiser, E, Western Kentucky (150)
- Bob Sharpe, G, Davidson (from Pitt.) (151)
- Jerry Hennessey, E, Santa Clara (164)
- Dee Andros, G, Oklahoma (176)
- Al Langford, B, Howard Payne (190)
- Harry Bierman, E, Furman (202)
- Tom Palmer, T, Wake Forest (216)
- Ray Espenan, E, Notre Dame (228)
- Loran Day, B, Northwestern (242)
- Webb Halbert, B, Iowa State (254)
- Howard Blumhardt, B, South Dakota (268)
- Jim Lipinski, T, Fairmont State (280)
- Bill Montgomery, B, Fresno State (294)
- Bob Gambold, B, Washington State (308)
- Lee Truman, B, Kentucky (320)
- Jim Pittman, B, Mississippi State (332)
- Tom Bienemann, E, Drake (346)
- Sonny Jones, B, Wyoming (358)
- Bill Montagne, B, California (372)
- Vic Banonis, C, Georgetown (Wash., D.C.) (384)

## 1949

- Bill Fischer, G, Notre Dame (10)
- Dick McKissack, B, Southern Methodist (21)
- Choice to Boston
- John Goldsberry, T, Indiana (40)
- Tom Wham, E, Furman (50)
- Bernie Hanula, T, Wake Forest (60)
- Myrl Greathouse, B, Oklahoma (from Det.) (62)
- Jim Cain, E, Alabama (70)
- Joe E. Brown, B, Georgia Tech (80)
- Hal Herring, C, Auburn (90)
- Bob Hecker, B, Baldwin-Wallace (100)
- Stan Flowers, E, Redlands (110)
- Billy Stone, B, Bradley (120)
- Bob Todd, T, Louisville (130)
- Tony Klimek, E, Illinois (140)
- Bob McQuade, B, Xavier (150)
- Tom Murdock, B, Appalachian State (160)
- Eddie Rupp, B, Denison (170)
- Webb Halbert, B, Iowa (180)
- Dean Laun, E, Iowa State (190)
- Earl Rowan, T, Hardin-Simmons (200)
- Leon Joslin, B, Texas Christian (210)
- Bill Sprang, C, Purdue (270)
- Bob Cox, E, North Carolina (230)
- Stan Szymakowski, B, Lehigh (240)
- Choice to N.Y. Giants

## 1948

- Jim Spavital, B, Oklahoma State (11)
- Bill Smith, T, North Carolina (23)

- Jay Smith, E, Southern Mississippi (35)
- Choice to Pittsburgh
- Jim Cason, B, Louisiana State (55)
- Jim Camp, B, North Carolina (65)
- Choice to N.Y. Giants
- Carl Weisner, E, St. Louis (85)
- Gene Corum, G, West Virginia (95)
- Clarence Self, B, Wisconsin (105)
- John Hollar, B, Appalachian State (115)
- Bob Hanlon, B, Loras (125)
- George Petrovich, T, Texas (135)
- Jim Still, B, Georgia Tech (145)
- Clay Davis, C, Oklahoma State (155)
- Harry Caughron, T, William & Mary (165)
- Jerry Davis, B, Southeastern Louisiana (175)
- Gene Dwyer, E, St. Ambrose (185)
- Harry Waters, B, Colorado College (195)
- Dick Monroe, C, Kansas (205)
- H.M. (Hindu) Reynolds, E, S. Mississippi (215)
- Dick Wedel, G, Wake Forest (225)
- Paul Shoultis, B, Miami (Ohio) (235)
- Fred Wendt, B, Texas-El Paso (245)
- Doug Belden, B, Iowa (255)
- Ray Stackhouse, T, Xavier (265)
- Bernie Reid, G, Georgia (275)
- Jim Powell, E, Tennessee (285)
- Bob Polidor, B, Villanova (293)
- Bill Fischer, G, Notre Dame (300)

## 1947

- DeWitt (Tex) Coulter, T, Army (6)
- Ermal Allen, B, Kentucky (17)
- choice to Chicago Bears
- Ben Raimondi, B, Indiana (40)
- Howard Turner, B, North Carolina State (49)
- George Maddock, T, Northwestern (59)
- Art Dufelmeier, B, Illinois (69)
- Ray Ramsey, B, Bradley (81)
- Dave Wallace, B, Oklahoma (89)
- Charley Sarratt, B, Oklahoma (100)
- Hardin Cooper, T, Tulsa (111)
- Carl Russ, B, Rice (119)
- Buddy Mulligan, B, Duke (130)
- Charlie Smith, G, Georgia (141)
- Bob Ravensberg, E, Indiana (149)
- Barney Barnett, E, N.E. Oklahoma (161)
- Scotty Deeds, B, Brigham Young (170)
- Clarence Esser, T, Wisconsin (179)
- Shelton Ballard, C, Louisiana State (191)
- Wade Walker, T, Oklahoma (200)
- Tom Carroll, T, Minnesota (208)
- Tom Dorsey, B, Brown (221)
- Otto Schnellbacher, E, Kansas (230)
- Larry Joe, B, Penn State (239)
- Dick Abrams, B, Washington State (251)
- Joe Smith, E, Texas Tech (259)
- Tony Rotunno, B, St. Ambrose (269)
- Clyde Lindsey, E, Louisiana State (281)
- Bob Callahan, C, Michigan (288)
- Johnny Karamigios, B, Denver (295)

## 1946

- Dub Jones, B, Tulane (1)
- Mac Wenskunas, C, Illinois (11)
- Elmer Angsman, B, Notre Dame (21)
- Ham Nichols, G, Rice (31)
- Joe Golding, B, Oklahoma (41)
- Len Dickey, T, Texas A&M (51)
- Pat Lenshan, E, Tennessee (61)
- Phil Tinsley, E, Alabama (71)
- J.C. Colouer, G, Oklahoma State (81)
- Tom Barber, T, Tennessee-Chattanooga (91)
- Dick Loeple, T, Wisconsin (101)
- Venton Yablonski, B, Columbia (111)
- Lee Lewis, B, Washington (121)
- Bob Russell, B, Miami (Ohio) (131)
- Fred Roval, G, Notre Dame (141)
- Ray Evans, T, Texas-El Paso (151)
- Bob Loubie, B, Miami (Ohio) (161)
- Frank Irwin, T, Duke (171)

- Pride Ratteree, G, Wake Forest (181)
- Bill Heywood, B, Notre Dame (191)
- Al Traught, B, Miami (Ohio) (201)
- Clem Andrulewicz, T, Villanova (211)
- Adam Rakowski, E, Pennsylvania (221)
- Jack McKenzie, B, Northwestern (231)
- Tom Worthington, T, Tulsa (241)
- Jim Vugrin, G, Tennessee (251)
- Jesse Herschberger, E, S. Methodist (261)
- Newman Ledbetter, T, Texas Tech (271)
- Alton Baldwin, E, Arkansas (281)
- Jim LaRue, B, Duke (291)

## 1945

- Charley Trippi, B, Georgia (1)  
Paul Collins, B, Missouri (14)
- Walt Watt, B, Miami (18)  
Bob Dobelstein, G, Tennessee (28)
- Zeke Chronister, E, Texas Christian (35)
- Corwin Clatt, B, Notre Dame (45)
- Ziggy Zarobski, T, Notre Dame (55)
- John Harrington, E, Marquette (68)
- Gene Meeks, B, Kentucky (78)
- Bill Huber, E, Notre Dame (88)
- Halley Heard, T, Louisiana State (101)
- Bob Cowan, B, Indiana (111)
- Elmore (Buddy) Luper, B, Duke (121)
- Solon (Bobo) Barnett, G, Baylor (134)
- Gordon Carver, B, Duke (144)
- John Cannady, B, Indiana (154)
- Ben Cittadino, E, Duke (167)
- Ralph Strayhorn, G, North Carolina (177)
- John Andretich, B, Purdue (187)
- John Kramer, T, Marquette (208)
- J.D. (Red) Cheek, G, Baylor (210)
- Fred Grant, B, Wake Forest (220)
- Johnny Cook, B, Georgia (233)
- Ardie McClure, T, Georgia (243)
- Hugo Norige, B, Wooster (253)
- Gene (Red) Knight, B, Louisiana State (266)
- Don Fambrough, B, Texas (276)
- Garland (Bulldog) Williams, T, Duke (286)
- Ed Dusek, B, Texas A&M (299)
- Otto Payne, B, Texas (309)
- Did not draft
- Did not draft

## 1944

- Pat Harder, B, Wisconsin (2)
- Paul Mitchell, T, Minnesota (12)  
Saxon Judd, E, Tulsa (17)
- Jack Tavener, C, Indiana (28)  
Bill Blackburn, C, Rice (33)
- Bill Garnas, B, Minnesota (44)
- Rodger Smith, B, Texas Tech (55)
- John (Red) Cochran, B, Wake Forest (66)
- Frank Scanlan, B, Loyola (CA) (77)
- Lou Saban, B, Indiana (88)
- Fran Griffin, T, Holy Cross (99)
- Leo Daniels, B, Texas A&M (110)
- Bobby Dodds, B, Tulsa (121)
- Van Hall, B, Texas Christian (132)
- Jack Carpenter, T, Missouri (143)
- Charley Csuri, T, Ohio State (154)
- Joe Magliolo, B, Texas (165)
- Walt Snot, T, Bucknell (176)
- Jack Adams, E, Presbyterian (187)
- Ray Kuffel, E, Marquette (198)
- Jack West, E, Texas (209)
- Jack Escoria, B, Illinois State (220)
- Don Buffmire, B, Northwestern (231)
- Bob Nanni, T, Duke (242)
- John McGinnis, E, Notre Dame (253)
- Warren Hodges, T, Kansas (264)
- Bill Earley, B, Notre Dame (275)
- Bob Davis, G, Oregon (286)
- Vince DiFrancesca, T, Northwestern (297)
- Lloyd Ott, C, North Carolina State (308)
- Did not draft
- Did not draft

## 1943

- Glenn Dobbs, B, Tulsa (3)
- Johnny Grigas, B, Holy Cross (14)  
Don Currihan, E, Boston College (18)
- Al Hust, E, Tennessee (29)  
George Hecht, G, Alabama (33)
- Al Klug, T, Marquette (44)
- Stan Mauldin, T, Texas (53)
- Bill Godwin, C, Georgia (64)
- Moffatt Storer, B, Duke (73)
- Fondren Mitchell, B, Florida (84)
- Emil Lussow, E, Duquesne (93)
- Paul Hirsbrunner, T, Wisconsin (104)
- Bill Baumgartner, E, Minnesota (113)
- Gerard (Buster) Ramsey, G, Wm. & Mary (124)
- Earl Doloway, B, Indiana (133)
- Nick Burke, G, Northwestern (144)
- Bill Campbell, B, Oklahoma (153)
- Clarence Booth, T, Southern Methodist (164)
- Elvis (Boots) Simmons, E, Texas A&M (173)
- Roy Ericson, G, Villanova (184)
- George (Locomotive) Smith, B, Villanova (193)
- George Sutch, B, Temple (204)
- Cliff Kinsey, B, Georgia (213)
- Weldon Humble, G, Rice (224)
- Cal Purdin, B, Tulsa (233)
- Eddie McGovern, B, Illinois (244)
- Al Druilis, G, Temple (253)
- Ken MacDonald, C, Rutgers (264)
- Bill Edwards, G, Louisiana State (273)
- Pete Hecomovich, B, Idaho (284)
- Did not draft
- Did not draft

## 1942

- Steve Lach, B, Duke (4)  
Lloyd Cheatham, B, Auburn (14)
- Wilson (Bud) Schwenk, B, Wash. (MO) (19)  
Vince Banonis, C, Detroit (29)
- Bob Reinhard, T, California (34)
- Chal Daniel, G, Texas (44)
- Rupe Thornton, G, Santa Clara (54)
- Doug Renzel, B, Marquette (64)
- Chet Wetterlund, B, Illinois Wesleyan (74)
- Jud Ringer, E, Minnesota (84)
- Jim Fitzharris, E, St. Thomas (Minn.) (94)
- Dick Brye, T, Marquette (104)
- Charley Givler, G, Wake Forest (114)
- Hugh Swink, T, Oklahoma State (124)
- Marv Harshman, B, Pacific Lutheran (134)
- George Arabian, B, St. Mary's (Calif.) (144)
- Jackie Crain, B, Texas (154)
- Carl Suntheimer, C, North Carolina (164)
- Jimmy Nelson, B, Alabama (174)
- Norvell Wallach, T, Missouri (184)
- Did not draft
- Did not draft

## 1941

- John Kimbrough, B, Texas A&M (2)
- Paul Christman, QB, Missouri (13)
- Bob Foxx, B, Tennessee (17)
- John Clement, B, Southern Methodist (28)
- Ray Apolskis, C, Marquette (32)
- Marshall Robnett, G, Texas A&M (43)
- John Kuzman, T, Fordham (52)
- George Kracum, B, Pittsburgh (63)
- Tom Vargo, E, Penn State (72)
- Ray Malouf, B, Southern Methodist (83)
- Jack Sommers, C, UCLA (92)
- Charley Armstrong, B, Mississippi College (103)
- Wayne Pitts, B, Arizona State (112)
- Joe Lokanc, G, Northwestern (123)
- Claude White, C, Ohio State (132)
- Gates Kimball, T, North Carolina (143)
- Ray Schultz, G, Missouri (152)
- Fred Harris, T, Southern Methodist (163)
- Mel Aussieker, B, St. Louis (172)
- Frank Platt, T, Penn State (183)

## 1940

- George Cafego, B, Tennessee (1)
- George (Snuffy) Strimweiss, B, North Carolina (11)
- Lloyd Madden, B, Colorado Mines (21)
- Cecil (Jack) Shirk, E, Oklahoma (31)
- Marty Christiansen, B, Minnesota (41)
- Vic Reginato, E, Oregon (51)
- Andy Chisick, C, Villanova (61)
- Ben Kish, B, Pittsburgh (71)
- Luke Pappas, T, Utah (81)
- Jack Roche, B, Santa Clara (91)
- Bill Davis, T, Texas Tech (101)
- Stan Anderson, T, Stanford (111)
- Alton Coppage, E, Oklahoma (121)
- Judson Hudson, B, Davis & Elkins (132)
- Joe Ziemba, E, St. Benedict (141)
- Beryl Clark, B, Oklahoma (151)
- Ralph Foster, T, Oklahoma A&M (161)
- Lowell Bryant, B, Clemson (171)
- Russ Buckley, B, Gustavus-Adolphus (181)
- Rupert Pate, T, Wake Forest (191)

## 1939

- Ki Aldrich, C, Texas Christian (1)
- Marshall (Biggie) Goldberg, B, Pittsburgh (11)
- Alvord Wolff, T, Santa Clara (21)
- Hal (Curly) Stebbins, B, Pittsburgh (31)
- Bill Daddio, E, Pittsburgh (41)
- George Faust, B, Minnesota (51)
- Bill Dwyer, B, New Mexico (61)
- Sherm Hinkebein, C, Kentucky (71)
- Earl Brown, E, Notre Dame (81)
- Earl Crowder, QB, Oklahoma (91)
- Bowden Wyatt, E, Tennessee (101)
- Jim Thomas, G, Oklahoma (111)
- Andy Sabados, G, The Citadel (121)
- Blase Miatovich, T, San Francisco (131)
- Russ Clarke, G, Santa Clara (141)
- Gus Goins, E, Clemson (151)
- Everett Elkins, B, Marshall (161)
- Frank Huffman, E, Marshall (171)
- Mike Kochel, G, Fordham (181)
- Tom Rice, T, San Francisco (191)

## 1938

- Jack Robbins, B, Arkansas (5)
- Milt Popovich, B, Montana (15)
- Frank Patrick, B, Pittsburgh (20)
- Bob Herwig, C, California (30)
- Al Barbatsky, T, Fordham (35)
- Joe Brunansky, T, Duke (45)
- Ed Cherry, B, Hardin-Simmons (55)
- Leon Lavington, E, Colorado (65)
- Phil Dougherty, C, Santa Clara (75)
- Dwight Sloan, B, Arkansas (85)
- Bob Kenderdine, E, Indiana (95)
- Bob Mauther, C, Holy Cross (105)

## 1937

- Ray (Buzz) Buivid, B, Marquette (3)
- Gaynell Tinsley, E, Louisiana State (12)
- Art Guepe, B, Marquette (23)
- H.K. (Bucky) Bryan, B, Tulane (32)
- Harn Harmon, C, Tulsa (43)
- Phil Dickens, B, Tennessee (52)
- Herm Dickerson, B, Virginia Tech (63)
- John Reynolds, C, Baylor (72)
- Dwight Hafeli, E, Washington (MO) (83)
- Middleton Fitzsimmons, G, Georgia Tech (92)

## 1936

- Jim Lawrence, B, Texas Christian (5)
- Gomer Jones, C, Ohio State (15)
- Eddie Erdelaz, E, St. Mary's (CA) (23)
- Ed Brett, E, Washington State (33)
- Stan Rioridan, E, Oregon (41)
- Ettore Antonini, E, Indiana (51)
- Tack Dennis, B, Tulsa (59)
- Ross Carter, G, Oregon (69)
- Niels Larsen, T, Stanford (77)

\*Future draft choice



## DRAFTEES BY SCHOOL

<b>A</b>	Dayton . . . . . 1	<b>K</b>	Northwestern State . . . . . 3	Stephen F. Austin . . . . . 3
Abilene Christian . . . . . 3	Delaware . . . . . 2	Kansas . . . . . 9	Notre Dame . . . . . 27	Syracuse . . . . . 8
Alabama . . . . . 21	Denison . . . . . 2	Kansas State . . . . . 12		<b>T</b>
Alabama State . . . . . 1	Denver . . . . . 1	Kent State . . . . . 3		Tampa . . . . . 1
Albany State (Ga.) . . . . . 1	Detroit . . . . . 3	Kentucky . . . . . 12		Texas Christian . . . . . 8
Alcorn State . . . . . 1	Drake . . . . . 1	Kentucky State . . . . . 1		Temple . . . . . 2
Alfred . . . . . 1	Dubuque . . . . . 1			Tennessee . . . . . 18
Allen (South Carolina) . . . . . 1	Duke . . . . . 19	<b>L</b>		Tennessee State . . . . . 3
Appalachian State . . . . . 2		Lamar . . . . . 3		Tennessee-Chattanooga . . . . . 3
Arizona . . . . . 5	<b>E</b>	Lamar Tech. . . . . 1		Tennessee-Martin . . . . . 1
Arizona State . . . . . 9	East Carolina . . . . . 2	Langston (Okla.) . . . . . 1		Texas . . . . . 22
Arkansas . . . . . 17	East New Mexico . . . . . 1	Lehigh . . . . . 2		Texas A&I . . . . . 4
Arkansas AM&N . . . . . 1	East Tennessee State . . . . . 1	Lenoir-Rhyne . . . . . 1		Texas A&M . . . . . 21
Arkansas Central . . . . . 1	East Texas State . . . . . 3	Long Beach State . . . . . 2		Texas Tech . . . . . 8
Arkansas State . . . . . 3	Eastern Illinois . . . . . 1	Loras . . . . . 1		Texas-El Paso . . . . . 7
Arkansas-Pine Bluff . . . . . 2	Eastern Kentucky . . . . . 3	Los Angeles State . . . . . 1		The Citadel . . . . . 4
Arlington State . . . . . 1	Eastern Michigan . . . . . 1	Louisiana State . . . . . 22		Toledo . . . . . 3
Army . . . . . 1	Emporia State . . . . . 1	Louisiana Tech . . . . . 5		Trinity (Tex.) . . . . . 2
Auburn . . . . . 22	Evansville . . . . . 1	Louisville . . . . . 5		Troy . . . . . 1
Austin Peay . . . . . 1		Loyola (N.O.) . . . . . 1		Tulane . . . . . 6
	<b>F</b>			Tulsa . . . . . 11
	Fairmont State . . . . . 1	<b>M</b>		Tuskegee (Alabama) . . . . . 1
	Findlay (O.) . . . . . 1	Marquette . . . . . 14		<b>U</b>
	Fisk . . . . . 1	Marshall . . . . . 4		U.S. International . . . . . 1
	Florida . . . . . 9	Maryland . . . . . 9		UCLA . . . . . 12
	Florida A&M . . . . . 3	McNeese State . . . . . 4		UConn. . . . . 1
	Florida Atlantic . . . . . 1	Memphis . . . . . 3		Utah . . . . . 9
	Florida State . . . . . 9	Memphis State . . . . . 4		Utah State . . . . . 5
	Florida Tech . . . . . 1	Merchant Marine Academy . . . . . 1		
	Fordham . . . . . 4	Miami (Fla.) . . . . . 10		<b>V</b>
	Fresno State . . . . . 6	Miami (O.) . . . . . 8		Vanderbilt . . . . . 9
	Furman . . . . . 5	Michigan . . . . . 15		Villanova . . . . . 5
		Michigan State . . . . . 13		Virginia . . . . . 6
	<b>G</b>	Middlebury . . . . . 1		Virginia Tech . . . . . 8
	Georgetown . . . . . 1	Minnesota . . . . . 13		Virginia Union . . . . . 1
	Georgia . . . . . 19	Minnesota-Duluth . . . . . 1		<b>W</b>
	Georgia Tech . . . . . 11	Mississippi . . . . . 6		Wabash . . . . . 1
	Grambling State . . . . . 2	Mississippi College . . . . . 1		Wake Forest . . . . . 15
	Grays Harbor J.C. (Wash.) . . . . . 1	Mississippi State . . . . . 7		Washington . . . . . 17
	Gustavus-Adolphus . . . . . 1	Missouri . . . . . 18		Washington (Mo.) . . . . . 3
		Montana . . . . . 3		Washington State . . . . . 11
	<b>H</b>	Montana State . . . . . 4		Washington State J.C. . . . . 1
	Hamline (Minn.) . . . . . 1	Montana Tech . . . . . 1		(Wash.) . . . . . 1
	Hardin-Simmons . . . . . 6	<b>N</b>		West Texas State . . . . . 4
	Harvard . . . . . 2	Navy . . . . . 2		West Virginia . . . . . 7
	Hawaii . . . . . 3	Nebraska . . . . . 15		Western Carolina . . . . . 1
	Henderson State . . . . . 1	New Hampshire . . . . . 2		Western Illinois . . . . . 3
	Central Arkansas . . . . . 1	New Mexico . . . . . 6		Western Kentucky . . . . . 2
	Central Michigan . . . . . 2	New Mexico State . . . . . 6		Western Michigan . . . . . 3
	Central State (OH) . . . . . 1	Newberry (S.C.) . . . . . 1		Western Ontario . . . . . 1
	Central State (Okla.) . . . . . 2	None . . . . . 1		Wichita State . . . . . 2
	Cincinnati . . . . . 4	North Alabama . . . . . 1		William & Mary . . . . . 5
	Clarion . . . . . 1	North Carolina . . . . . 15		Wisconsin . . . . . 19
	Clemson . . . . . 14	North Carolina A&T . . . . . 2		Wofford . . . . . 1
	Colorado . . . . . 14	North Carolina State . . . . . 10		Wooster . . . . . 1
	Colorado College . . . . . 1	North Dakota State . . . . . 1		Wyoming . . . . . 10
	Colorado Mines . . . . . 1	North Texas . . . . . 1		
	Colorado State . . . . . 6	North Texas State . . . . . 3		<b>X</b>
	Columbia . . . . . 1	Northwest Louisiana . . . . . 1		Xavier . . . . . 3
	Concordia (Minn.) . . . . . 1	Northeastern . . . . . 1		<b>Y</b>
	Connecticut . . . . . 2	Northeastern Oklahoma . . . . . 1		Yale . . . . . 1
	Cornell . . . . . 1	Northern Illinois . . . . . 2		Yorkton (S.D.) . . . . . 2
	Cornell (Ia.) . . . . . 1	Northern Iowa . . . . . 1		Youngstown State . . . . . 1
		Northwestern . . . . . 16		
<b>D</b>				
Dartmouth . . . . . 1	<b>J</b>			
Davidson . . . . . 1	Jackson State . . . . . 1			
Davis & Elkins . . . . . 1	James Madison . . . . . 1			



# More than a printer, a partner.



CREATIVE



PRINT



MAIL



ANALYTICS



E-MAIL



WEBSITES



Contact us to learn how we can help you.

2937 East Broadway Road, Phoenix, Arizona 85040 • 602 243-5777 • 800 379-5777 • Fax 602 268-4804

[www.prismagraphic.com](http://www.prismagraphic.com)



PROUD PARTNER OF THE ARIZONA CARDINALS



**ARIZONA  
CARDINALS**

**MISCELLANEOUS**

## 2013 NFL WEEKLY SCHEDULE

### WEEK 1

	Local	Arizona
<b>Thursday, September 5</b>		
Baltimore at Denver	6:30 p.m. (MT)	5:30 p.m.
<b>Sunday, September 8</b>		
New England at Buffalo	1:00 p.m. (ET)	10:00 a.m.
Seattle at Carolina	1:00 p.m. (ET)	10:00 a.m.
Cincinnati at Chicago	12:00 p.m. (CT)	10:00 a.m.
Miami at Cleveland	1:00 p.m. (ET)	10:00 a.m.
Minnesota at Detroit	1:00 p.m. (ET)	10:00 a.m.
Oakland at Indianapolis	1:00 p.m. (ET)	10:00 a.m.
Kansas City at Jacksonville	1:00 p.m. (ET)	10:00 a.m.
Atlanta at New Orleans	12:00 p.m. (CT)	10:00 a.m.
Tampa Bay at N.Y. Jets	1:00 p.m. (ET)	10:00 a.m.
Tennessee at Pittsburgh	1:00 p.m. (ET)	10:00 a.m.
<b>Arizona at St. Louis</b>	<b>3:25 p.m. (CT)</b>	<b>1:25 p.m.</b>
Green Bay at San Francisco	1:25 p.m. (PT)	1:25 p.m.
N.Y. Giants at Dallas	7:30 p.m. (CT)	5:30 p.m.
<b>Monday, September 9</b>		
Philadelphia at Washington	7:10 p.m. (ET)	4:10 p.m.
Houston at San Diego	7:20 p.m. (PT)	7:20 p.m.

### WEEK 2

	Local	Arizona
<b>Thursday, September 12</b>		
N.Y. Jets at New England	8:25 p.m. (ET)	5:25 p.m.
<b>Sunday, September 15</b>		
St. Louis at Atlanta	1:00 p.m. (ET)	10:00 a.m.
Cleveland at Baltimore	1:00 p.m. (ET)	10:00 a.m.
Carolina at Buffalo	1:00 p.m. (ET)	10:00 a.m.
Minnesota at Chicago	12:00 p.m. (CT)	10:00 a.m.
Washington at Green Bay	12:00 p.m. (CT)	10:00 a.m.
Tennessee at Houston	12:00 p.m. (CT)	10:00 a.m.
Miami at Indianapolis	1:00 p.m. (ET)	10:00 a.m.
Dallas at Kansas City	12:00 p.m. (CT)	10:00 a.m.
San Diego at Philadelphia	1:00 p.m. (ET)	10:00 a.m.
<b>Detroit at Arizona</b>	<b>1:05 p.m. (MST)</b>	<b>1:05 p.m.</b>
New Orleans at Tampa Bay	4:05 p.m. (ET)	1:05 p.m.
Denver at N.Y. Giants	4:25 p.m. (ET)	1:25 p.m.
Jacksonville at Oakland	1:25 p.m. (PT)	1:25 p.m.
San Francisco at Seattle	5:30 p.m. (PT)	5:30 p.m.
<b>Monday, September 16</b>		
Pittsburgh at Cincinnati	8:40 p.m. (ET)	5:40 p.m.

### WEEK 3

	Local	Arizona
<b>Thursday, September 19</b>		
Kansas City at Philadelphia	8:25 p.m. (ET)	5:25 p.m.
<b>Sunday, September 22</b>		
Houston at Baltimore	1:00 p.m. (ET)	10:00 a.m.
Green Bay at Cincinnati	1:00 p.m. (ET)	10:00 a.m.
N.Y. Giants at Carolina	1:00 p.m. (ET)	10:00 a.m.
St. Louis at Dallas	12:00 p.m. (CT)	10:00 a.m.
Cleveland at Minnesota	12:00 p.m. (CT)	10:00 a.m.
Tampa Bay at New England	1:00 p.m. (ET)	10:00 a.m.
<b>Arizona at New Orleans</b>	<b>12:00 p.m. (CT)</b>	<b>10:00 a.m.</b>
San Diego at Tennessee	12:00 p.m. (CT)	10:00 a.m.
Detroit at Washington	1:00 p.m. (ET)	10:00 a.m.
Atlanta at Miami	4:05 p.m. (ET)	1:05 p.m.
Buffalo at N.Y. Jets	4:25 p.m. (ET)	1:25 p.m.
Indianapolis at San Francisco	1:25 p.m. (PT)	1:25 p.m.
Jacksonville at Seattle	1:25 p.m. (PT)	1:25 p.m.
Chicago at Pittsburgh	8:30 p.m. (ET)	5:30 p.m.
<b>Monday, September 23</b>		
Oakland at Denver	6:40 p.m. (MT)	5:40 p.m.

### WEEK 4

	Local	Arizona
<i>Open Date: Carolina, Green Bay</i>		
<b>Thursday, September 26</b>		
San Francisco at St. Louis	7:25 p.m. (CT)	5:25 p.m.
<b>Sunday, September 29</b>		
Baltimore at Buffalo	1:00 p.m. (ET)	10:00 a.m.
Cincinnati at Cleveland	1:00 p.m. (ET)	10:00 a.m.
Chicago at Detroit	1:00 p.m. (ET)	10:00 a.m.
Seattle at Houston	12:00 p.m. (CT)	10:00 a.m.
Indianapolis at Jacksonville	1:00 p.m. (ET)	10:00 a.m.
N.Y. Giants at Kansas City	12:00 p.m. (CT)	10:00 a.m.
Pittsburgh at Minnesota	6:00 p.m. (BST)	10:00 a.m.
<b>Arizona at Tampa Bay</b>	<b>1:00 p.m. (ET)</b>	<b>10:00 a.m.</b>
N.Y. Jets at Tennessee	3:05 p.m. (CT)	1:05 p.m.
Philadelphia at Denver	2:25 p.m. (MT)	1:25 p.m.
Washington at Oakland	1:25 p.m. (PT)	1:25 p.m.
Dallas at San Diego	1:25 p.m. (PT)	1:25 p.m.
New England at Atlanta	8:30 p.m. (ET)	5:30 p.m.
<b>Monday, September 30</b>		
Miami at New Orleans	7:40 p.m. (CT)	5:40 p.m.

### WEEK 5

	Local	Arizona
<i>Open Date: Minnesota, Pittsburgh, Tampa Bay, Washington</i>		
<b>Thursday, October 3</b>		
Buffalo at Cleveland	8:25 p.m. (ET)	5:25 p.m.
<b>Sunday, October 6</b>		
New Orleans at Chicago	12:00 p.m. (CT)	10:00 a.m.
New England at Cincinnati	1:00 p.m. (ET)	10:00 a.m.
Detroit at Green Bay	12:00 p.m. (CT)	10:00 a.m.
Seattle at Indianapolis	1:00 p.m. (ET)	10:00 a.m.
Baltimore at Miami	1:00 p.m. (ET)	10:00 a.m.
Philadelphia at N.Y. Giants	1:00 p.m. (ET)	10:00 a.m.
Jacksonville at St. Louis	12:00 p.m. (CT)	10:00 a.m.
Kansas City at Tennessee	12:00 p.m. (CT)	10:00 p.m.
<b>Carolina at Arizona</b>	<b>1:05 p.m. (MST)</b>	<b>1:05 p.m.</b>
Denver at Dallas	3:25 p.m. (CT)	1:25 p.m.
San Diego at Oakland	1:25 p.m. (PT)	1:25 p.m.
Houston at San Francisco	5:30 p.m. (PT)	5:30 p.m.
<b>Monday, October 7</b>		
N.Y. Jets at Atlanta	8:40 p.m. (ET)	5:40 p.m.

### WEEK 6

	Local	Arizona
<i>Open Date: Atlanta, Miami</i>		
<b>Thursday, October 10</b>		
N.Y. Giants at Chicago	7:25 p.m. (CT)	5:25 p.m.
<b>Sunday, October 13</b>		
Green Bay at Baltimore	1:00 p.m. (ET)	10:00 a.m.
Cincinnati at Buffalo	1:00 p.m. (ET)	10:00 a.m.
Detroit at Cleveland	1:00 p.m. (ET)	10:00 a.m.
St. Louis at Houston	12:00 p.m. (CT)	10:00 a.m.
Oakland at Kansas City	12:00 p.m. (CT)	10:00 a.m.
Carolina at Minnesota	12:00 p.m. (CT)	10:00 a.m.
Pittsburgh at N.Y. Jets	1:00 p.m. (ET)	10:00 a.m.
Philadelphia at Tampa Bay	1:00 p.m. (ET)	10:00 a.m.
Jacksonville at Denver	2:05 p.m. (MT)	1:05 p.m.
Tennessee at Seattle	1:05 p.m. (PT)	1:05 p.m.
New Orleans at New England	4:25 p.m. (ET)	1:25 p.m.
<b>Arizona at San Francisco</b>	<b>1:25 p.m. (PT)</b>	<b>1:25 p.m.</b>
Washington at Dallas	7:20 p.m. (CT)	5:20 p.m.
<b>Monday, October 14</b>		
Indianapolis at San Diego	5:40 p.m. (PT)	5:40 p.m.

## WEEK 7

Open Date: New Orleans, Oakland

	Local	Arizona
<b>Thursday, October 17</b>		
<i>Seattle at Arizona</i>	5:25 p.m. (MST)	5:25 p.m.
<b>Sunday, October 20</b>		
Tampa Bay at Atlanta	1:00 p.m. (ET)	10:00 a.m.
St. Louis at Carolina	1:00 p.m. (ET)	10:00 a.m.
Cincinnati at Detroit	1:00 p.m. (ET)	10:00 a.m.
San Diego at Jacksonville	1:00 p.m. (ET)	10:00 a.m.
Houston at Kansas City	12:00 p.m. (CT)	10:00 a.m.
Buffalo at Miami	1:00 p.m. (ET)	10:00 a.m.
New England at N.Y. Jets	1:00 p.m. (ET)	10:00 a.m.
Dallas at Philadelphia	1:00 p.m. (ET)	10:00 a.m.
Chicago at Washington	1:00 p.m. (ET)	10:00 a.m.
San Francisco at Tennessee	3:05 p.m. (CT)	1:05 p.m.
Cleveland at Green Bay	3:25 p.m. (CT)	1:25 p.m.
Baltimore at Pittsburgh	4:25 p.m. (ET)	1:25 p.m.
Denver at Indianapolis	8:30 p.m. (ET)	5:30 p.m.
<b>Monday, October 21</b>		
	Local	Arizona
Minnesota at N.Y. Giants	8:40 p.m. (ET)	5:40 p.m.

## WEEK 8

Open Date: Baltimore, Chicago, Houston, Indianapolis, San Diego, Tennessee

	Local	Arizona
<b>Thursday, October 24</b>		
Carolina at Tampa Bay	8:25 p.m. (ET)	5:25 p.m.
<b>Sunday, October 27</b>		
Dallas at Detroit	1:00 p.m. (ET)	10:00 a.m.
San Francisco at Jacksonville (London)	5:00 p.m. (GMT)	10:00 a.m.
Cleveland at Kansas City	12:00 p.m. (CT)	10:00 a.m.
Miami at New England	1:00 p.m. (ET)	10:00 a.m.
Buffalo at New Orleans	12:00 p.m. (CT)	10:00 a.m.
N.Y. Giants at Philadelphia	1:00 p.m. (ET)	10:00 a.m.
Pittsburgh at Oakland	1:05 p.m. (PT)	1:05 p.m.
N.Y. Jets at Cincinnati	4:05 p.m. (ET)	1:05 p.m.
<i>Atlanta at Arizona</i>	1:00 p.m. (ET)	10:00 a.m.
Washington at Denver	2:25 p.m. (MT)	1:25 p.m.
Green Bay at Minnesota	7:30 p.m. (CT)	5:30 p.m.
<b>Monday, October 28</b>		
	Local	Arizona
Seattle at St. Louis	7:40 p.m. (CT)	5:40 p.m.

## WEEK 9

Open Date: Arizona, Denver, Detroit, Jacksonville, N.Y. Giants, San Francisco

	Local	Arizona
<b>Thursday, October 31</b>		
Cincinnati at Miami	8:25 p.m. (ET)	5:25 p.m.
<b>Sunday, November 3</b>		
Kansas City at Buffalo	1:00 p.m. (ET)	11:00 a.m.
Atlanta at Carolina	1:00 p.m. (ET)	11:00 a.m.
Minnesota at Dallas	12:00 p.m. (CT)	11:00 a.m.
New Orleans at N.Y. Jets	1:00 p.m. (ET)	11:00 a.m.
Tennessee at St. Louis	12:00 p.m. (CT)	11:00 a.m.
San Diego at Washington	1:00 p.m. (ET)	11:00 a.m.
Philadelphia at Oakland	1:05 p.m. (PT)	2:05 p.m.
Tampa Bay at Seattle	1:05 p.m. (PT)	2:05 p.m.
Baltimore at Cleveland	4:25 p.m. (ET)	2:25 p.m.
Pittsburgh at New England	4:25 p.m. (ET)	2:25 p.m.
Indianapolis at Houston	7:30 p.m. (CT)	6:30 p.m.
<b>Monday, November 4</b>		
	Local	Arizona
Chicago at Green Bay	7:40 p.m. (CT)	6:40 p.m.

## WEEK 10

Open Date: Cleveland, Kansas City, New England, N.Y. Jets

	Local	Arizona
<b>Thursday, November 7</b>		
Washington at Minnesota	7:25 p.m. (CT)	6:25 p.m.
<b>Sunday, November 10</b>		
Seattle at Atlanta	1:00 p.m. (ET)	11:00 a.m.
Cincinnati at Baltimore	1:00 p.m. (ET)	11:00 a.m.
Detroit at Chicago	12:00 p.m. (CT)	11:00 a.m.
Philadelphia at Green Bay	12:00 p.m. (CT)	11:00 a.m.
St. Louis at Indianapolis	1:00 p.m. (ET)	11:00 a.m.
Oakland at N.Y. Giants	1:00 p.m. (ET)	11:00 a.m.
Buffalo at Pittsburgh	1:00 p.m. (ET)	11:00 a.m.
Jacksonville at Tennessee	12:00 p.m. (CT)	11:00 a.m.
Carolina at San Francisco	1:05 p.m. (PT)	2:05 p.m.
<i>Houston at Arizona</i>	2:25 p.m. (MT)	2:25 p.m.
Denver at San Diego	1:25 p.m. (PT)	2:25 p.m.
Dallas at New Orleans	7:30 p.m. (CT)	6:30 p.m.
<b>Monday, November 11</b>		
	Local	Arizona
Miami at Tampa Bay	8:40 p.m. (ET)	6:40 p.m.

## WEEK 11

Open Date: Dallas, St. Louis

	Local	Arizona
<b>Thursday, November 14</b>		
Indianapolis at Tennessee	7:25 p.m. (CT)	6:25 p.m.
<b>Sunday, November 17</b>		
N.Y. Jets at Buffalo	1:00 p.m. (ET)	11:00 a.m.
Baltimore at Chicago	12:00 p.m. (CT)	11:00 a.m.
Cleveland at Cincinnati	1:00 p.m. (ET)	11:00 a.m.
Oakland at Houston	12:00 p.m. (CT)	11:00 a.m.
<i>Arizona at Jacksonville</i>	1:00 p.m. (ET)	11:00 a.m.
San Diego at Miami	1:00 p.m. (ET)	11:00 a.m.
Washington at Philadelphia	1:00 p.m. (ET)	11:00 a.m.
Detroit at Pittsburgh	1:00 p.m. (ET)	11:00 a.m.
Atlanta at Tampa Bay	1:00 p.m. (ET)	11:00 a.m.
Kansas City at Denver	2:05 p.m. (MT)	2:05 p.m.
San Francisco at New Orleans	3:25 p.m. (CT)	2:25 p.m.
Minnesota at Seattle	1:25 p.m. (PT)	2:25 p.m.
Green Bay at N.Y. Giants*	8:30 p.m. (ET)	6:30 p.m.
<b>Monday, November 18</b>		
	Local	Arizona
New England at Carolina	8:40 p.m. (ET)	6:40 p.m.

## WEEK 12

Open Date: Buffalo, Cincinnati, Philadelphia, Seattle

	Local	Arizona
<b>Thursday, November 21</b>		
New Orleans at Atlanta	8:25 p.m. (ET)	6:25 p.m.
<b>Sunday, November 24</b>		
N.Y. Jets at Baltimore	1:00 p.m. (ET)	11:00 a.m.
Pittsburgh at Cleveland	1:00 p.m. (ET)	11:00 a.m.
Tampa Bay at Detroit	1:00 p.m. (ET)	11:00 a.m.
Minnesota at Green Bay	12:00 p.m. (CT)	11:00 a.m.
Jacksonville at Houston	12:00 p.m. (CT)	11:00 a.m.
San Diego at Kansas City	12:00 p.m. (CT)	11:00 a.m.
Carolina at Miami	1:00 p.m. (ET)	11:00 a.m.
Chicago at St. Louis	12:00 p.m. (CT)	11:00 a.m.
<i>Indianapolis at Arizona</i>	2:05 p.m. (MT)	2:05 p.m.
Tennessee at Oakland	1:05 p.m. (PT)	2:05 p.m.
Dallas at N.Y. Giants	4:25 p.m. (ET)	2:25 p.m.
Denver at New England*	8:30 p.m. (ET)	6:30 p.m.
<b>Monday, November 25</b>		
	Local	Arizona
San Francisco at Washington	8:40 p.m. (ET)	6:40 p.m.

## WEEK 13

	Local	Arizona
Thursday, November 28		
Green Bay at Detroit	12:30 p.m. (ET)	10:30 a.m.
Oakland at Dallas	3:30 p.m. (CT)	2:30 p.m.
Pittsburgh at Baltimore	8:30 p.m. (ET)	6:30 p.m.
<b>Sunday, December 1</b>	<b>Local</b>	<b>Arizona</b>
Tampa Bay at Carolina	1:00 p.m. (ET)	11:00 a.m.
Jacksonville at Cleveland	1:00 p.m. (ET)	11:00 a.m.
Tennessee at Indianapolis	1:00 p.m. (ET)	11:00 a.m.
Denver at Kansas City	12:00 p.m. (CT)	11:00 a.m.
Chicago at Minnesota	12:00 p.m. (CT)	11:00 a.m.
Miami at N.Y. Jets	1:00 p.m. (ET)	11:00 a.m.
<b>Arizona at Philadelphia</b>	<b>1:00 p.m. (ET)</b>	<b>11:00 a.m.</b>
Atlanta at Buffalo	4:05 p.m. (ET)	2:05 p.m.
St. Louis at San Francisco	1:05 p.m. (PT)	2:05 p.m.
New England at Houston	3:25 p.m. (CT)	3:25 p.m.
Cincinnati at San Diego	1:25 p.m. (PT)	2:25 p.m.
N.Y. Giants at Washington*	8:30 p.m. (ET)	6:30 p.m.
<b>Monday, December 2</b>	<b>Local</b>	<b>Arizona</b>
New Orleans at Seattle	5:40 p.m. (PT)	6:40 p.m.

## WEEK 14

	Local	Arizona
Thursday, December 5		
Houston at Jacksonville	8:25 p.m. (ET)	6:25 p.m.
<b>Sunday, December 8</b>	<b>Local</b>	<b>Arizona</b>
Minnesota at Baltimore	1:00 p.m. (ET)	11:00 a.m.
Indianapolis at Cincinnati	1:00 p.m. (ET)	11:00 a.m.
Cleveland at New England	1:00 p.m. (ET)	11:00 a.m.
Oakland at N.Y. Jets	1:00 p.m. (ET)	11:00 a.m.
Carolina at New Orleans	12:00 p.m. (CT)	11:00 a.m.
Detroit at Philadelphia	1:00 p.m. (ET)	11:00 a.m.
Miami at Pittsburgh	1:00 p.m. (ET)	11:00 a.m.
Buffalo at Tampa Bay	1:00 p.m. (ET)	11:00 a.m.
Kansas City at Washington	1:00 p.m. (ET)	11:00 a.m.
Tennessee at Denver	2:05 p.m. (MT)	2:05 p.m.
<b>St. Louis at Arizona</b>	<b>2:25 p.m. (MT)</b>	<b>2:25 p.m.</b>
N.Y. Giants at San Diego	1:25 p.m. (PT)	2:25 p.m.
Seattle at San Francisco	1:25 p.m. (PT)	2:25 p.m.
Atlanta at Green Bay*	7:30 p.m. (CT)	6:30 p.m.
<b>Monday, December 9</b>	<b>Local</b>	<b>Arizona</b>
Dallas at Chicago	7:40 p.m. (CT)	6:40 p.m.

## WEEK 15

	Local	Arizona
Thursday, December 12		
San Diego at Denver	6:25 p.m. (MT)	6:25 p.m.
<b>Sunday, December 15</b>	<b>Local</b>	<b>Arizona</b>
Washington at Atlanta	1:00 p.m. (ET)	11:00 a.m.
Chicago at Cleveland	1:00 p.m. (ET)	11:00 a.m.
Houston at Indianapolis	1:00 p.m. (ET)	11:00 a.m.
Buffalo at Jacksonville	1:00 p.m. (ET)	11:00 a.m.
New England at Miami	1:00 p.m. (ET)	11:00 a.m.
Philadelphia at Minnesota	12:00 p.m. (CT)	11:00 a.m.
Seattle at N.Y. Giants	1:00 p.m. (ET)	11:00 a.m.
New Orleans at St. Louis	12:00 p.m. (CT)	11:00 a.m.
San Francisco at Tampa Bay	1:00 p.m. (ET)	11:00 a.m.
<b>Arizona at Tennessee</b>	<b>12:00 p.m. (CT)</b>	<b>1:00 p.m.</b>
N.Y. Jets at Carolina	4:05 p.m. (ET)	2:05 p.m.
Kansas City at Oakland	1:05 p.m. (PT)	2:05 p.m.
Green Bay at Dallas	3:25 p.m. (CT)	2:25 p.m.
Cincinnati at Pittsburgh*	8:30 p.m. (ET)	6:30 p.m.
<b>Monday, December 16</b>	<b>Local</b>	<b>Arizona</b>
Baltimore at Detroit	7:30 p.m. (CT)	6:30 p.m.

## WEEK 16

	Local	Arizona
Sunday, December 22		
Miami at Buffalo	1:00 p.m. (ET)	11:00 a.m.
New Orleans at Carolina	1:00 p.m. (ET)	11:00 a.m.
Minnesota at Cincinnati	1:00 p.m. (ET)	11:00 a.m.
Denver at Houston	12:00 p.m. (CT)	11:00 a.m.
Tennessee at Jacksonville	1:00 p.m. (ET)	11:00 a.m.
Indianapolis at Kansas City	12:00 p.m. (CT)	11:00 a.m.
Cleveland at N.Y. Jets	1:00 p.m. (ET)	11:00 a.m.
Chicago at Philadelphia	1:00 p.m. (ET)	11:00 a.m.
Tampa Bay at St. Louis	12:00 p.m. (CT)	11:00 a.m.
Dallas at Washington	1:00 p.m. (ET)	11:00 a.m.
N.Y. Giants at Detroit	4:05 p.m. (ET)	2:05 p.m.
<b>Arizona at Seattle</b>	<b>1:05 p.m. (PT)</b>	<b>2:05 p.m.</b>
Pittsburgh at Green Bay	3:25 p.m. (CT)	2:25 p.m.
Oakland at San Diego	1:25 p.m. (PT)	2:25 p.m.
New England at Baltimore*	8:30 p.m. (ET)	6:30 p.m.
<b>Monday, December 23</b>	<b>Local</b>	<b>Arizona</b>
Atlanta at San Francisco	5:40 p.m. (PT)	6:40 p.m.

## WEEK 17

	Local	Arizona
Sunday, December 29		
Carolina at Atlanta	1:00 p.m. (ET)	11:00 a.m.
Green Bay at Chicago	12:00 p.m. (CT)	11:00 a.m.
Baltimore at Cincinnati	1:00 p.m. (ET)	11:00 a.m.
Philadelphia at Dallas	12:00 p.m. (CT)	11:00 a.m.
Jacksonville at Indianapolis	1:00 p.m. (ET)	11:00 a.m.
N.Y. Jets at Miami	1:00 p.m. (ET)	11:00 a.m.
Detroit at Minnesota	12:00 p.m. (CT)	11:00 a.m.
Buffalo at New England	1:00 p.m. (ET)	11:00 a.m.
Tampa Bay at New Orleans	12:00 p.m. (CT)	11:00 a.m.
Washington at N.Y. Giants	1:00 p.m. (ET)	11:00 a.m.
Cleveland at Pittsburgh	1:00 p.m. (ET)	11:00 a.m.
Houston at Tennessee	12:00 p.m. (CT)	11:00 a.m.
<b>San Francisco at Arizona</b>	<b>2:25 p.m. (MT)</b>	<b>2:25 p.m.</b>
Denver at Oakland	1:25 p.m. (PT)	2:25 p.m.
Kansas City at San Diego	1:25 p.m. (PT)	2:25 p.m.
St. Louis at Seattle	1:25 p.m. (PT)	2:25 p.m.

\* - Sunday night game in Week 17 TBD

\* - Sunday night games In Weeks 11-16 Subject To Change

## POSTSEASON (All games played in 2014)

Saturday, January 4	AFC and NFC Wild Card Playoffs (NBC)
Sunday, January 5	AFC and NFC Wild Card Playoffs (FOX and CBS)
Saturday, January 11	AFC and NFC Divisional Playoffs (FOX and CBS)
Sunday, January 12	AFC and NFC Divisional Playoffs (FOX and CBS)
Sunday, January 19	AFC and NFC Championship Games (FOX and CBS)
Sunday, January 26	AFC - NFC Pro Bowl (NBC)
Sunday, February 2	Super Bowl XLVII, New York/New Jersey (FOX)





## FLEX SCHEDULING

In 2013, the NFL will play its eighth season under its flexible scheduling format, which provides the best match-ups to fans across the nation for the final seven Sunday night games on NBC.

For the 2013 season, flexible scheduling will occur in Weeks 11-17. Please note the schedule and tickets for the affected home games list a start time currently of 2:05 or 2:25 p.m. Arizona time (MST).

Twelve days before each flex week – or as few

as six days in Week 17 - the NFL will decide and announce the game being moved to 6:30 p.m. MST and also may announce games moving to 2:25 p.m. MST. For the Cardinals, this means that every home game after the November 10 contest vs. Houston is subject to flexible scheduling.

The Arizona Cardinals will post all information regarding game times at [www.azcardinals.com](http://www.azcardinals.com). We also recommend you check your local newspaper and media outlets for additional information regarding scheduled game times.

## NFL POLICY FOR RETRACTABLE ROOFS

The National Football League's Policy for Retractable Domed Stadiums was developed by the NFL Competition Committee.

The policy dictates that the home team will decide the status of the roof (open or closed) 90 minutes before kickoff. If the game begins with the roof open, it will be closed only if 1) hazardous conditions develop or are anticipated; or 2) it begins to rain.

The roof will not be closed for rain any time after the five-minute mark of the fourth quarter (including overtime). The roof can be closed at any time to address hazardous situations and if the roof is closed, it will not be re-opened.

Below is the excerpt from the 2013 Policy Manual for Member Clubs, Vol. II detailing the league's policy for retractable roofs. At present, University of Phoenix Stadium, Reliant Stadium in Houston, Lucas Oil Stadium in Indianapolis and Cowboys Stadium in Dallas are the only four venues in the NFL with retractable roofs.

### General Policy

One and one-half hours prior to kickoff, the home team will have the authority to determine if the roof should be open or closed for the game. The home club may choose to open the roof for some games and not for others. In the event a game is started with the roof in the open position and it is closed pursuant to the procedures set forth below, or if the game starts with the roof in the closed position, the roof must thereafter remain in the closed position for the duration of the game.

### Pre-game Procedures

- 1) In the week prior to a game and on game day, to preserve and protect the field, the League's tarp rule will be in effect, if the roof is open.
- 2) No later than one and one-half hours prior to kickoff, the home club is required to notify the Referee or the highest-ranking League official working at the game whether the roof shall be open or closed. The opening or closing of the roof as designated by the home club should be completed no later than the time that the teams take the field for pre-game warm-ups. All overhead lighting must be on prior to team warm-ups and must remain on for the duration of the game.

- 3) If, subsequent to the home club's decision to have the roof in the open position for the game, a hazardous condition (lightning, severe winds, etc.) develops or is anticipated that threatens the welfare of participants and/or spectators, as determined by the Referee after receiving input from the Stadium Manager and the highest-ranking League official working at the game, the roof shall be closed immediately. If it begins to rain at any time after the club's decision to have the roof in the open position for the game, the roof shall be closed immediately, by signal of the Referee to the Stadium Manager.

### In-Game Procedures

- 4) If a game starts with the roof open, it shall be closed at any time due to the development or anticipation of a hazardous condition that threatens the welfare of participants and/or spectators. The game Referee, in consultation with the highest-ranking League official working at the game, after receiving input from the Stadium Manager, will decide if the roof should be closed. If the roof is closed pursuant to the above, it must remain closed for the duration of the game. Play may continue while the roof is being closed, subject to the Referee suspending play pursuant to the procedures for emergency situations.
- 5) If a game starts with the roof open, it shall be closed at any time up to the last five minutes of the fourth period if it begins to rain. The decision to close the roof will be made by the Referee, who will signal to the Stadium Manager or otherwise communicate to him or her to begin closing the roof. Play will continue while the roof is closing.
- 6) If the fourth period ends with the roof in the open position, no change will be made prior to or during an overtime period, unless the roof is closed pursuant to the procedures for hazardous conditions as set forth in No. 4 above.



## CARDINALS CHARITIES

Founded in 1990, Cardinals Charities mission is to support programs designed to improve the quality of life and enhance opportunities for children, women, and minorities in Arizona.

Cardinals Charities grants are awarded on an annual basis in response to applications from qualified non-profit organizations whose goals and programs meet the mission statement.

Cardinals Charities also continued its involvement with a wide range of organizations focused on women and children's issues in Arizona. Cardinals Charities supported these programs through grants awarded to the



## CARDINALS CHARITIES

Sojourner Center, Helping Hands for Single Moms, the Ronald McDonald House, Communities in Schools, The Wellness Community and UOM New Day Centers.

Since its inception, Cardinals Charities has distributed more than \$4.5 million to over 350 worthy Arizona charitable organizations on behalf of the Arizona Cardinals Football Club and the National Football League.

In 2012, Cardinals Charities distributed over \$500,000 to 300 worthy Arizona charitable organizations. Included in that number were Boys & Girls Clubs across the state, domestic violence shelters, and various educational programs.



### GENERAL GUIDELINES FOR BENEFICIARIES

- Organizations must be exempt under 501 (c) (3) of the Internal Revenue Service code.
- At least 75 percent of funding must be spent in Arizona.
- Grant application will be limited to once each year; however, organizations may reapply each year. Proposals for \$5,000 or less are preferred.

### APPLICATION PROCESS

Interested organizations must request an application in writing, either by FAX or mail, on their 501 (c) (3) letterhead. Deadline for submission of application is July 1. Grant notification will be made within 120 days following filing deadline.

Address correspondence to:

Cardinals Charities  
P.O. Box #888  
Phoenix, AZ 85001-0888  
FAX: 480/785-7327

Cardinals Charities hosts four signature annual events during the course of each year – the Kickoff Luncheon, Celebrity Golf Classic, Kingpin Challenge, and Celebrity Golf Challenge.



### KICKOFF LUNCHEON

- Entering its 16th consecutive season.
- The Kickoff Luncheon is a chance for fans and business partners to enjoy lunch and meet the entire Cardinals team and coaching staff prior to the start of each season.
- In 2012, 350 attendees attended the luncheon on the field level at University of Phoenix Stadium in a talk-show style event featuring Cardinals players and emceed by team broadcasters Ron Wolfley and Dave Pasch.



### KINGPIN CHALLENGE

- Entering 20th consecutive season as a dinner/auction and sixth as the Kingpin Challenge at Chandler's Kyrene Lanes.
- The fifth annual Kingpin Challenge was held at Chandler's Kyrene Lanes in 2012, featuring the entire Cardinals team and coaching staff.
- In 2012, 160 bowlers were grouped with a current Cardinals player or coach for the bowling tournament.



### CELEBRITY GOLF CHALLENGE

- Entering 9th consecutive season after previously being called the NFL Alumni Celebrity Golf Challenge.
- A celebrity golf tournament during the fall partners Cardinals alumni along with local celebrities, fans and business partners.
- In its eighth year in 2012, the Cardinals Celebrity Golf Challenge had 40 NFL alumni paired up with other Valley sports celebrities and 160 other golfers to raise money through Albertsons to benefit St. Mary's Food Bank.



### CELEBRITY GOLF CLASSIC

- Entering 25th consecutive season.
- The longest running Cardinals Charities event, the Golf Classic is held each offseason with participants donating money for the opportunity to play with members of the Cardinals organization.
- Each year, participants play a round of golf with various celebrities and have the opportunity to win various luxury items while also bidding on memorabilia and travel packages through an auction.
- In 2013, the 200 golfers included Cardinals players and alumni along with Arizona's coaches at the Whirlwind Golf Club at Wild Horse Pass.







## CARDINALS IN THE COMMUNITY

The 2012 season marked another successful year for the Arizona Cardinals Football Club and its various community-based activities.

Cardinals players, coaches, cheerleaders, mascot Big Red, and front office staff continued the organization's ongoing efforts of being a champion in the community. Throughout the 2012 season, 42 different players, 19 alumni players and 25 members of the women's club took part in 111 different community events and appearances that impacted over 16,000 adults and children throughout Arizona. The Cardinals also donated more than 40,000 pieces of merchandise and memorabilia throughout the past year. During the 2013 offseason, the Cardinals stayed busy by hosting 60 community events involving 55 different current and former players that impacted over 15,000 children and adults.

The Cardinals three signature community programs during the season - the SRP and Safeway Milk and Cookies Program, Gatorade Jr. Training Camps and the NFL Flag Football program - all continued to grow in popularity last year and will continue in 2013.

### SRP/SAFEWAY MILK AND COOKIES PROGRAM

- Entering its 12th consecutive season.
- Each Tuesday during the season, a different Cardinals player along with team mascot Big Red reads to students at various Valley elementary schools and distributes book covers and milk and cookies provided by Safeway.
- 11 players visited 14 different schools and read to over 700 students in 2012.



### GATORADE JR. TRAINING CAMPS

- Entering 16th consecutive season. During the 2012 season, the Cardinals put on clinics using Gatorade Jr. Training stations and interactive zones.
- Current and former Cardinals players and Big Red provided football instruction and guidance for students while hosting the kids camps at Valley elementary schools and at the University of Phoenix Stadium. The players and Big Red helped promote the NFL's Play 60 message to encourage kids to receive 60 minutes of daily exercise.



- 21 players participated in 25 Gatorade camps impacting 2,500 students during the 2012 season.
- During the 2013 offseason, the Cardinals hosted 25 camps for over 2,500 children.

### NFL FLAG FOOTBALL PROGRAM

- Entering its 11th consecutive season and presented by University of Phoenix and Mayo Clinic.
- 5-on-5 non-contact flag football league for boys and girls to provide basic fundamentals of football throughout the southwest with teams in Arizona, Nevada, New Mexico, Utah and the Imperial Valley of California.
- The program grew from 8,000 participants in 2004 to 12,400 in 2005 to now having over 15,000 players, one of the NFL's largest.
- For the eighth consecutive season, the Cardinals hosted a NFL Flag regional tournament at University of Phoenix Stadium. In 2012 the tournament hosted over 500 athletes from California, Arizona, New Mexico, Texas, Colorado, Utah and Nevada participating throughout the weekend. Five teams from the Cardinals NFL Flag program advanced to the national tournament which was held during the week of the Super Bowl. Three of those teams advanced to the national championship. Since its inception, 10 teams from the Cardinals NFL Flag program have been crowned as national champions.



The Cardinals also continued their involvement with Arizona high school football with the weekly "High School Coach-of-the-Week" award and Wells Fargo "High School Player-of-the-Week" award during the 2012 season. Both programs are back for the 2013 season.

### "HIGH SCHOOL COACH-OF-THE-WEEK"

- Starting its 19th consecutive season.
- Every week during the high school football season, a panel selects a high school coach of the week, awards him with a certificate from team Owner William V. Bidwill and a \$1,000 check to the coach's school on behalf of Cardinals Charities.
- In 2012, 10 coaches were selected and a total of \$10,000 was awarded to Arizona high school football programs.
- A "Coach-of-the-Year" was selected following the 2012 high school season and Rex Bowser from Seton Catholic High School was awarded an additional \$2,000 for his school.

## **"HIGH SCHOOL PLAYER-OF-THE-WEEK"**

- Starting its 11th consecutive season and eighth presented by Wells Fargo.
- Every week during the high school football season, a panel selects a high school player of the week who receives a football trophy acknowledging the award at the players' school during an awards ceremony.
- In 2012, 10 players were selected and each was awarded at their school in front of their peers with team mascot Big Red and an alumni player.
- A "Player-of-the-Year" was selected following the high school season and quarterback Ryan Finley of Paradise Valley H.S. was given a customized Cardinals jersey and a football trophy engraved with his season stats.



The Cardinals also remained busy during the holidays giving back to those less fortunate. Along with hosting a game day toy drive to benefit Operation Santa Claus, and Chicanos Por La Causa and a game day canned food drive that benefitted St. Mary's Food Bank, two of the marquee programs that the Cardinals participate in each season during that time of year are "Help Feed the Hungry" and "Teddy Bear Express."

## **HELP FEED THE HUNGRY**

- Last year, Cardinals players and their families along with team President Michael Bidwill, front office personnel, cheerleaders and Big Red helped serve Thanksgiving dinner at the Phoenix Rescue Mission for more than 300 people.
- The 2012 season marked the 11th consecutive year of working with the Phoenix Rescue Mission during Thanksgiving.



## **TEDDY BEAR EXPRESS**

- Each year, a Cardinals caravan with players, wives, front office personnel, Big Red and cheerleaders visit hospitals to deliver uniformed personalized teddy bears to children spending the holidays away from home.
- Last year, nine players visited 400 children at Phoenix Children's Hospital and St. Joseph's Hospital, passing out teddy bears while signing autographs, taking pictures and spreading holiday joy.
- The 2012 season was the 13th consecutive year of program.

The 2013 offseason once again allowed the Cardinals to focus on hosting bigger and more in-depth kids camps. In May, the Cardinals hosted the annual "Football Skills and Education Camp" presented by Dignity Health and SRP as well as the "Cardinals Kicking, Punting and Long Snapping Camp" presented by Dignity Health and SRP.

## **"FOOTBALL SKILLS AND EDUCATION CAMP"**

- 12th consecutive summertime camp.
- Presented by Dignity Health and SRP.
- 800 high school football players from Arizona had the opportunity to receive a full day of classroom and on-field instruction from professionals at University of Phoenix Stadium.
- Cardinals players, NFL alumni and former colleges athletes helped coach and instruct each individual position.

## **ARIZONA CARDINALS KICKING CAMP**

- 9th consecutive summertime camp.
- Presented by Dignity Health and SRP.
- 100 kickers, punters, and long-snappers from Arizona high school had the opportunity to gain instruction from Senior Director of Community Relations Luis Zendejas and a group of current and former Cardinals specialists.

In addition to being active throughout the community with various player appearances and events, the Cardinals also gave back to the people of Arizona with donations of merchandise and memorabilia.

## **CARDINALS DONATIONS**

- The Cardinals donated 20,000 items of signed merchandise (signed footballs, jerseys and hats) to non-profit organizations in 2012 raising over \$125,000 for local charities.
- Finally, during a sold out season at University of Phoenix Stadium last year, 10,000 game tickets were distributed to worthwhile organizations throughout the Valley.

Community service is never out of season for the Cardinals. For more information on the community programs, contact Luis Zendejas (602/379-0101).






## ABOUT UNIVERSITY OF PHOENIX STADIUM

When the Cardinals embarked upon the task of building a new stadium they were intent on constructing a bold and innovative venue that would set the industry standard for design excellence and provide the ultimate in fan comfort. The result of those efforts is the \$450 million University of Phoenix Stadium that opened in August of 2006 on a 165-acre site in Glendale, just west of Phoenix. In addition to hosting Cardinals games, it has hosted the annual Tostitos Fiesta Bowl and the BCS national championship game twice. It was also the site of Super Bowl XLII in 2008 (Giants over Patriots) and will again host the NFL's title game when Super Bowl XLIX is played there in February of 2015.

**ARCHITECTURE:** World-renowned architect Peter Eisenman, in partnership with HOK Sport and Hunt Construction Group, created a state-of-the-art design that has become a distinctive Arizona landmark. The stadium's exterior skin takes its design cue from the barrel cactus and features alternating sections of shimmering metal panels intended to reflect the shifting desert light alongside magnificent vertical glass slots allowing fans a spectacular view of the horizon from any level of the interior.



### RETRACTABLE FIELD:

University of Phoenix Stadium also features a unique rollout natural grass playing field, contained in a single tray weighing 18.9 million-pounds (234 feet wide,

403 feet long). The first completely retractable field in the United States, it is positioned inside the stadium on game days to offer the preferred natural-grass playing surface for football and outside the stadium for the remaining 350+ days of the year to receive sunlight and watering. The field tray is powered by electric motors mounted on steel wheels riding on tracks embedded in the concrete floor and will take approximately 60 minutes to move completely. The flexibility of this unique design allows University of Phoenix Stadium to serve as a true multipurpose venue featuring a 160,000 square-foot event floor for other events.

**RETRACTABLE ROOF:** Atop the stadium roof are two large retractable panels that open and close on an arc. The panels and much of the roof are made of a translucent fabric called Birdair that enables light to penetrate and gives the venue an open, airy feel. When closed it also allows for an air conditioned environment during the hot months but the roof can be opened during cooler times of the year to take advantage of Arizona's patented sunshine. The roof takes about 10 minutes to open or close.





**MULTI-PURPOSE:** Because of the truly unique multi-purpose nature of the facility, University of Phoenix Stadium is able to host far more than just Cardinals home games. Since opening in August of 2006, the building has hosted a Super Bowl, the Rolling Stones, U2, high school proms and graduations, two BCS national championship games, monster truck shows, Fiesta Bowls, international soccer matches, high school football championships, trade shows and conventions, the West Regionals of the NCAA men's basketball tournament, and numerous other events. In a given year, Global Spectrum - the building's operator - books 225+ event days for gatherings large, small and in between.





**OTHER FEATURES:** In addition to its high-design architecture and innovative design, the stadium also sets new standards for stadium comfort. Its layout provides for excellent site lines, comfortable seats, abundant restrooms and concession stands, spacious end-zone viewing decks, and wide concourses with an open design allowing for an unobstructed view of the field from both the lower and upper concourses. The stadium showcases two state-of-the-art videoboard/scoreboard displays prominently located in the end zones with excellent site lines from all seating areas. University of Phoenix Stadium includes 88 luxury lofts - know elsewhere as "suites" - that are unlike any others in the sports industry. Featuring a bold, modern interior design, loft amenities include preferred parking, an exclusive entrance, private restrooms, multiple

televisions, and in-loft catering. In addition to the lofts, a luxurious Club Level features wider seats, preferred parking, private entrances, and a climate controlled Club Lounge with multiple two-story spaces, comfortable lounge seating, plentiful TV monitors, upgraded food and beverage offerings and dedicated restrooms. On-site parking accommodates 14,000 cars as part of an innovative site plan designed to create a truly unique tailgating experience for fans. This 160-acre region, known as Sportsman's Park, features over 20 acres of turf including the eight-acre public area known as the Great Lawn. In addition to the 14,000 on-site spaces, parking for an additional 7,500 vehicles is conveniently located on adjacent parcels and another 3,500 on other nearby parcels. University of Phoenix Stadium is owned by the Arizona Sports and Tourism Authority.

## BY THE NUMBERS

1.7 million	Square footage of stadium	8,000	Tons of cooling used by the stadium's air conditioning
88	Total number of individual luxury lofts in stadium	2,300	Number of Valley homes that could be accommodated by the air conditioning provided at the stadium
7,501	Total number of club seats in stadium	14,000	Number of on-site parking spaces (not including additional 11,000 on adjacent and nearby parcels)
7	Number of club lounges	15,451	Square footage of the Cardinals locker room area including equipment and training rooms, shower areas, etc.
65,000	Seating capacity for Cardinals games (expandable to 73,000 for Super Bowls and college Bowl games)	73	Number of sellouts (including pre-season and postseason) in the first seven seasons at University of Phoenix Stadium (compared to just 12 in 18 seasons at Sun Devil Stadium)
10	Approximate number of minutes it takes to open/close the roof	454,785	Votes in favor of Proposition 302 stadium legislation in 2000
18.5 million	Approximate weight (in pounds) of the roof	1,218	Days between the stadium groundbreaking (4/12/03) and the inaugural game at the stadium (8/12/06)
70	Approximate number of minutes to roll the field into the stadium	16,340	Total number of jobs created by Proposition 302; overall economic impact is \$1.95 billion
740	Approximate number of feet the field must move to get into the stadium	2.6 million	Total number of hours put in by workers during construction project
18.9 million	Weight (in pounds) of the retractable field	900	Length in miles of a sidewalk that could be made from the amount of concrete used on the stadium (roughly the distance from Phoenix to San Francisco)
21	Number of vertical slots on the exterior wall of stadium	10,000	Approximate number of individual Crown Coor panels that make up the metallic skin of the stadium's exterior
30	Height in feet of the giant numbers designating the three main entrances to the stadium		
19	Width in inches of the stadium seats; club seats are 21 inches		
10	Number of elevators for public use in stadium		
18	Number of escalators for public use in stadium		
1,175	Total restroom fixtures for public use in the stadium (32 women's restrooms, 29 men's, and 12 family restrooms)		
310	The number of fixed locations for fans to purchase food and beverages (does not include additional portable locations)		



## UNIVERSITY OF PHOENIX STADIUM CONTINUES TO BE RECOGNIZED

University of Phoenix Stadium continues to rank as one of the NFL's best stadiums.

In the latest playing surface poll conducted by the NFLPA in the fall of 2010, University of Phoenix Stadium ranked as the number one grass playing surface among players, receiving 788 votes to 530 for Tampa Bay. It marked the second time it has been ranked number one (2008) after finishing third in 2006, the first season the stadium opened.

Below is a list of the top five grass playing surfaces in the NFL according to the NFLPA in 2010:



Venue	Team
1.	<b>UNIVERSITY OF PHOENIX STADIUM</b>
2.	RAYMOND JAMES STADIUM
3.	QUALCOMM STADIUM
4.	BANK OF AMERICA STADIUM
5.	LAMBEAU FIELD


ARIZONA CARDINALS
TAMPA BAY BUCCANEERS
SAN DIEGO CHARGERS
CAROLINA PANTHERS
GREEN BAY PACKERS

In its series at the end of 2009, ranking the best in sports over the last decade, Sports Illustrated named University of Phoenix Stadium as the Best New Venue.

In selecting the facility #1, Sports Illustrated said: "Named for a college without a football team, this 1.7-million-square-foot stadium has quickly become one of the central venues in the sports world. It's home to the Arizona Cardinals and the Fiesta Bowl and hosted Super Bowl XLII in 2008. The award-winning design features a roof covered by a translucent fabric and exterior walls made of metallic panels to help with cooling inside. The field can be moved outside on rollers, enabling optimal grass growth in the desert setting."

Below is the complete list:

Venue	Team	League	Opened
1. UNIVERSITY OF PHOENIX STADIUM	ARIZONA CARDINALS	NFL	2006
2. AT&T PARK	SAN FRANCISCO GIANTS	MLB	2001
3. COWBOYS STADIUM	DALLAS COWBOYS	NFL	2009
4. YANKEES STADIUM	NEW YORK YANKEES	MLB	2009
5. PNC PARK	PITTSBURGH PIRATES	MLB	2001
6. RELIANT STADIUM	HOUSTON TEXANS	NFL	2002
7. CITIZENS BANK PARK	PHILADELPHIA PHILLIES	MLB	2004
8. MILLER PARK	MILWAUKEE BREWERS	MLB	2001
9. CENTURYLINK FIELD	SEATTLE SEAHAWKS	NFL	2002
10. BUSCH STADIUM	ST. LOUIS CARDINALS	MLB	2006





## SPORTSMAN'S PARK

The area that surrounds and encompasses University of Phoenix Stadium is known as Sportsman's Park. The 160-acre region includes car parks, grass areas and other open space available to the public.

Sportsman's Park features over 20 acres of turf, including an eight-acre public area called the Great Lawn, as well as on-site car parks which will handle over 14,000 vehicles, and an abundance of trees and other landscape appointments native to the area.



A tree-lined expanse of grass covering eight acres, the Great Lawn extends west from 95th Avenue to the Loop 101. The lawn stretches over 1,000 feet and is designed for use by fans while tailgating at games or to use during other activities outside the stadium. Surrounding

the Great Lawn is a 50-foot wide promenade. In addition to the uninterrupted expanse of grass, the Great Lawn includes areas for vendors and musicians.

## CARDINALS AND VALLEY CHEVY DEALERS HOST NFL DRAFT PARTY

The Cardinals hosted the 2013 Draft Party, presented by Valley Chevy Dealers on Thursday, April 25 at the Great Lawn at University of Phoenix Stadium.

At the draft party fans had the opportunity to meet Cardinals players and coaches, team mascot Big Red and see the introduction of the 2013 Cardinals Cheerleaders while watching live NFL Network coverage of the draft.



The four-day event featured live music from local and national acts as well as award-winning rib masters from around the country.

In conjunction with the draft party, Rojo Event Management held the Third Annual Big Red Rib & Music Festival on the Great Lawn at Sportsman Park. The



## CARDINALS PRIMARY HOME STADIUMS

Since the NFL was founded in 1920, the following venues have served as the primary site for Cardinals home games:

1920-1921 . . . Normal Park, Chicago *	1959 . . . . . Soldier Field, Chicago
1922-1925 . . . Comiskey Park, Chicago	1960-1965 . . . Busch Stadium, St. Louis ***
1926-1928 . . . Normal Park, Chicago *	1966-1987 . . . Busch Memorial Stadium, St. Louis
1929-1930 . . . Comiskey Park, Chicago	1988-2005 . . . Sun Devil Stadium, Tempe
1931-1938 . . . Wrigley Field, Chicago	2006 - . . . . . University of Phoenix Stadium, Glendale
1939-1958 . . . Comiskey Park, Chicago **	

\* Normal Park was also known as Normal Field

\*\* In 1944, the Cardinals and Steelers merged during WWII and home games were split between Comiskey Park and Pittsburgh's Forbes Field

\*\*\* Busch Stadium was known as Sportsman's Park from 1909-1952; the Cardinals moved to the newly-opened Busch Memorial Stadium in 1966



## PAT TILLMAN MEMORIAL

The plaza surrounding University of Phoenix Stadium is known as the Pat Tillman Freedom Plaza, in honor of the former Cardinals safety who was killed in action on April 22, 2004 while serving as a member of the elite Army Ranger unit.

Fans attending home games can visit the Pat Tillman Memorial located at the northwest side of the plaza. The memorial includes a large white bronze sculpture of Tillman on the eastern side and a circular reflection pond on its western side.



consulted with the team and Pat's wife, Marie, who worked to select the image of Tillman that would best convey his character and spirit. Serving as a backdrop to the sculpture is a nine-foot tall curved wall made of black concrete that measures 42 feet across, symbolic of Tillman's jersey number at Arizona State University.

The brimming pool of water on the western side consists of a large 60-foot circular pond made of black concrete and stainless steel. Intended to create a pool of tranquility, it

has a surface area of 2,300 square feet. To the west of the memorial is a grove of 40 Oak trees that symbolizes the jersey number Tillman wore as an Arizona Cardinal and the entire area is surrounded by a grove of Ash and Oak trees.

has a surface area of 2,300 square feet.

To the west of the memorial is a grove of 40 Oak trees that symbolizes the jersey number Tillman wore as an Arizona Cardinal and the entire area is surrounded by a grove of Ash and Oak trees.

## STEVE SCHOENFELD MEMORIAL PRESS BOX



The press box at University of Phoenix Stadium is named in honor of Steve Schoenfeld, who covered the team and the NFL for the Arizona Republic from 1988 until 2000 when he was killed by a hit-and-run driver.

Steve worked in Tulsa and Dallas before coming to Arizona and spent the last few months of his life covering the NFL for CBS SportLine. A tough, but fair, reporter and an eloquent writer, he was president of the Pro Football Writers Association from 1997-99, and his untimely death stunned the league.

Steve was a loving family man as well. He was devoted to his wife, Robin, and was a loving son, brother and uncle. He cared deeply about his friends, and he seemed to have thousands of them.

Said Republic colleague and current beat writer Kent Somers, "Steve never met a stranger. He not only knew everyone, he had phone numbers for them, too - and didn't hesitate to call them. It's fitting the press box is named in honor of Steve, because to him there was no better place to be on a Sunday afternoon."





## UNIVERSITY OF PHOENIX SECURES STADIUM NAMING RIGHTS

On September 26, 2006 the Cardinals and University of Phoenix announced an exclusive, multi-year agreement with University of Phoenix to become the team's naming rights partner. It marked the first and only time a National Football League venue has been named after an educational institution.

University of Phoenix, the largest private university in the United States, agreed to

invest an average of \$7.7 million per year for 20 years in exchange for naming rights, signage and a variety of advertising, marketing and merchandising opportunities. In addition, the alliance enables the University - already international in scope - to reach an even greater number and diversity of potential students, while staying grounded in its hometown community.



## UNIVERSITY OF PHOENIX STADIUM GOES GREEN

Since 2008, University of Phoenix has teamed up with hometown energy provider Salt River Project (SRP) to power every Arizona Cardinals home game with 100 percent renewable energy.

The Arizona Cardinals are one of only a handful NFL teams to play in a green-powered facility the last five years. For all eight home games and both preseason home contests, 95,000 kilowatt-hours of renewable energy purchased by University of Phoenix offsets electricity used in the stadium -- from the concession stands to the parking lot lighting to the scoreboards. This amount of electricity is comparable to what 60 average homes in Phoenix will use in one month.

University of Phoenix Stadium's green efforts started in early 2008, with the electricity needed to power Super Bowl XLII and the NFL Experience generated from 100 percent renewable energy resources through SRP's EarthWise Program. Additionally, University of Phoenix purchased renewable energy credits to power the Cardinals home game versus the San Francisco 49ers on November 11, 2008.

## CARDINALS CONTINUE TO SELL OUT UNIVERSITY OF PHOENIX STADIUM

The Cardinals sellout streak at University Phoenix Stadium continued last season, selling out all 10 games (including preseason). Entering the 2013 season, the team has sold out all 73 games played at the stadium. Arizona averaged 60,891 fans per game in 2012, totaling 487,125 fans, the eighth-highest regular season total in franchise history.

Arizona finished last season with a 4-4 record at home, marking the sixth straight season with a .500 record or better while playing at home. After going 1-1 at home in December last year, the team has an 18-5 record (including postseason) in home games in December and January dating back to 2006.

Before the opening of University of Phoenix Stadium in 2006 there were only 12 games that sold out in time to be televised locally in 18 years at Sun Devil Stadium.



## FAN FEST 2013 HELD AT UNIVERSITY OF PHOENIX STADIUM

"Fan Fest 2013" presented by University of Phoenix took place on June 11 at University of Phoenix Stadium. The team conducted one of their mini-camp practices at Fan Fest, giving the 12,000 fans in attendance their first opportunity to see the 2013 Cardinals in person.



Prior to practice, the team held an autograph session for children between the ages of 2-12. In addition, Cardinals Cheerleaders performed before practice and mascot Big Red was in attendance. Photo booth locations and a social media lounge were provided for Cardinals fans, and Cardinals historical merchandise, which included autographed items, was available for purchase to benefit Cardinals Charities.

A kids zone featuring an inflatable quarterback toss, an inflatable obstacle course and interactive football stations was offered at the south end of the stadium. Cardinals merchandise was available at the AZone Team Store, and concession stands were open featuring items including \$1.50 hot dogs, \$1.50 popcorn, and \$1.50 sodas in Cardinals souvenir cups.



## UNIVERSITY OF PHOENIX STADIUM SEATING



### 2013 SEASON TICKET PRICES

TERRACE LEVEL	PRICE PER GAME	RING OF HONOR LEVEL	PRICE PER GAME	MAIN LEVEL	PRICE PER GAME	CLUB LEVEL	PRICE PER GAME
TERRACE MAIN	\$70	ROH SIDELINES	\$97.50	MAIN PREMIER	\$112.50	CLUB PREMIER	\$360
TERRACE SIDELINES	\$60	ROH CORNERS/ENDZONE	\$75	MAIN SIDELINES	\$102.50	CLUB SIDELINES	\$295
TERRACE SIDELINES TOP FIVE ROWS	\$55			MAIN CORNERS	\$75	CLUB GOAL LINE	\$232.50
TERRACE CORNERS	\$40			MAIN ENDZONE	\$65	CLUB CORNERS	\$195
TERRACE CORNERS TOP FIVE ROWS	\$30					CLUB ENDZONE	\$160
TERRACE ENDZONE	\$25						

### 2013 SINGLE GAME TICKET PRICES

TERRACE LEVEL	PRICE PER GAME	RING OF HONOR LEVEL	PRICE PER GAME	MAIN LEVEL	PRICE PER GAME	CLUB LEVEL	PRICE PER GAME
TERRACE MAIN	\$87.50	ROH SIDELINES	\$122.50	MAIN PREMIER	\$150	CLUB PREMIER	\$455
TERRACE SIDELINES	\$75	ROH CORNERS/ENDZONE	\$100	MAIN SIDELINES	\$127.50	CLUB SIDELINES	\$375
TERRACE SIDELINES TOP FIVE ROWS	\$65			MAIN CORNERS	\$100	CLUB GOAL LINE	\$285.50
TERRACE CORNERS	\$50			MAIN ENDZONE	\$90	CLUB CORNERS	\$225
TERRACE CORNERS TOP FIVE ROWS	\$30					CLUB ENDZONE	\$185
TERRACE ENDZONE	Sold Out						



# UNIVERSITY OF PHOENIX STADIUM PARKING



Map Not To Scale



West Preferred Express Carpark  
Use **RED** Entry



North Preferred Carpark  
Use **RED** Entry



East Preferred Express Carpark  
Use **GREY** Entry



West General Carpark  
Use **ORANGE** Entry



East General Carpark  
Use **GREEN** Entry



F Field Carpark  
All Oversized Vehicles  
Use **GREEN** Entry



Purple Lot  
Entry Via Maryland Ave/  
Glendale Ave At 95th Ave



Blue Lot  
Entry Via Glendale Ave  
At 93rd Ave



Yellow Lot  
Entry Via Coyotes Blvd  
At 91st Ave





## CARDINALS HOME GAMES WITH ROOF OPEN 2006-12

The Cardinals are 11-8 all-time in games played with the roof open at University of Phoenix Stadium.

Below are the results of the games played with the roof retracted during the first seven seasons at University of Phoenix Stadium:



Date	Opponent	Result	Conditions
12/23/12	Chicago	L, 13-28	Temperature: 62 degrees; Humidity: 34%; Wind: Calm
12/16/12	Detroit	W, 38-10	Temperature: 57 degrees; Humidity: 52%; Wind: NW 3.5 mph
10/29/12	San Francisco*	L, 3-24	Temperature: 90 degrees; Humidity: 11%; Wind: W 5 mph
12/11/11	San Francisco	W, 21-19	Temperature: 66 degrees; Humidity: 27%; Wind: ESE 8 mph
12/4/11	Dallas	W, 19-13 (OT)	Temperature: 53 degrees; Humidity: 43%; Wind: SW 5 mph
11/6/11	St. Louis	W, 19-13 (OT)	Temperature: 64 degrees; Humidity: 34%; Wind: SE 5 mph
12/25/10	Dallas	W, 27-26	Temperature: 64 degrees; Humidity: 30%; Wind: ENE 7 mph
12/5/10	St. Louis	L, 19-6	Temperature: 67 degrees; Humidity: 20%; Wind: Calm
12/27/09	St. Louis	W, 31-10	Temperature: 58 degrees; Humidity: 19%; Wind: WNW 2 mph
12/14/08	Minnesota	L, 35-14	Temperature: 54 degrees; Humidity: 22%; Wind: W 10 mph
12/7/08	St. Louis	W, 34-10	Temperature: 63 degrees; Humidity: 31%; Wind: NE 5 mph
11/10/08	San Francisco*	W, 29-24	Temperature: 62 degrees; Humidity: 35%; Wind: SSW 4 mph
12/30/07	St. Louis	W, 48-19	Temperature: 60 degrees; Humidity: 20%; Wind: Variable 3 mph
12/23/07	Atlanta	W, 30-27 (OT)	Temperature: 58 degrees; Humidity: 17%; Wind: NW 3 mph
12/2/07	Cleveland	W, 27-21	Temperature: 62 degrees; Humidity: 34%; Wind: SSW 3 mph
11/25/07	San Francisco	L, 37-31 (OT)	Temperature: 65 degrees; Humidity: 21%; Wind: Variable 3 mph
12/17/06	Denver	L, 37-20	Temperature: 60 degrees; Humidity: 26%; Wind: W 12 mph
11/12/06	Dallas	L, 27-10	Temperature: 75 degrees; Humidity: 17%; Wind: W 4 mph
10/16/06	Chicago*	L, 24-23	Temperature: 81 degrees; Humidity: 22%; Wind: SW 5 mph

\*Monday Night Football

## SUPER BOWL RETURNING TO ARIZONA IN 2015

Following a very competitive bidding process, the NFL owners awarded Super Bowl XLIX to Arizona, as the nation's biggest sporting event will be held at University of Phoenix Stadium in Glendale on February 1, 2015.

"It's going to be huge for tourism, our economic development and our visibility not only in the United States but around the world," Cardinals President Michael Bidwill said following the vote.

Super Bowl XLIX will be the third Super Bowl played in Arizona and the second one at University of Phoenix Stadium. The Cardinals home played host to Super Bowl XLII following the 2007 season, when the NY Giants defeated the New England Patriots 17-14. Arizona first hosted the Super Bowl following the 1995 season, when the Dallas Cowboys won Super Bowl XXX by defeating the Pittsburgh Steelers 27-17.

Super Bowl XLII brought with it an estimated economic impact of \$500 million, with nearly 100,000 out-of-state visitors and thousands of media members from around the world visiting the Valley.

"This is going to come at a great time for our local community and give us the ability to really rally around a great, big event," Bidwill said. "It's going to be huge for tourism, our economic development and our visibility not only in the United States but around the world."

With Super Bowl XLIX being held in Glendale, Arizona becomes one of just seven host sites to be selected to host the Super Bowl at least three times.

### UPCOMING SUPER BOWLS

February 2, 2014	Super Bowl XLVIII	MetLife Stadium in New York-New Jersey (FOX)
<b>February 1, 2015</b>	<b>Super Bowl XLIX</b>	<b>University of Phoenix Stadium in Glendale (NBC)</b>
February 2016	Super Bowl L	Levi's Stadium in Santa Clara
February 2017	Super Bowl LI	Reliant Stadium in Houston

## CARDINALS CHEERLEADERS

Whether it's performing at all Arizona Cardinals home games, community service involvement, appearances at other sporting and civic events, or just signing autographs, the Arizona Cardinals Cheerleaders are recognized throughout the country for their talent, exciting dance routines, and professionalism.

The cheerleaders have performed throughout the United States, Mexico, and Canada. At the invitation of the Pentagon, the cheerleaders also have entertained U.S. military troops in



Saudi Arabia, Kuwait, Bosnia, Egypt, Greenland, Kosovo, Bahrain, and China.

Through their talent, showmanship, enthusiasm, and dedication to their community and country, the cheerleaders have established themselves as an integral part of the Cardinals organization.

The cheerleaders are available for community service events, civic events, meetings, conventions, or special occasions. Call the Cardinals (602/379-0101) for more information.



## BIG RED

### Biography

**Hatched:** October 4, 1998

**Home:** University of Phoenix Stadium

**Height:** 6'-4"

**Wingspan:** Seven feet

**Position:** Center (of attention!)

**Favorite Foods:** Bird seed and gummi worms  
(no chicken wings)

**Favorite Song:** "Bird Is The Word"

**Off The Field:** Big Red can be found throughout Arizona at schools, charity events, and birthday parties.





## ARIZONA AT THE FOREFRONT ON CONCUSSION PREVENTION AMONG STUDENT ATHLETES

In August of 2011, the Arizona Cardinals, Barrow Neurological Institute at St. Joseph's Hospital and Medical Center, and the Arizona Interscholastic Association (AIA) announced a major breakthrough in concussion prevention and research that immediately affected more than 100,000 Arizona student athletes.

Arizona became the first state to mandate all student athletes undergo concussion education and pass a formal test before play through a new program specifically geared toward students. Arizona ranked second in the nation for traumatic brain injury, and previously, there had never been a mandated education and testing program designed for student athletes to teach them about the dangerous effects of concussions. The program, designed by AIA, Barrow and the Arizona Cardinals, is changing the face of high school sports in Arizona.

"There are approximately three million sports-related concussions nationally each year," says Javier Cardenas, MD, neurologist at Barrow, who has taken a state-wide lead in concussion prevention. "Players recognizing the signs and symptoms of concussion can prevent death and disability."

All student athletes through the AIA receive their concussion education through Brainbook, an interactive online site created by Barrow and Arizona State University. Designed to look like a social media site, the students are taken through a series of educational content, activities and videos. At the end of the module, the students are required to pass a formal exam before being cleared to play. The module is the first collaborative educational effort between a pro football team, a hospital, and an interscholastic agency. Brainbook is currently being evaluated for implementation in other states throughout the nation.

In addition to the education program, Barrow has received a \$250,000 grant from the Maddock Foundation to develop a research registry which will track concussed student athletes. This will be a powerful tool for Barrow neurologists and researchers to make never-before-known insights into the long-term effects of concussion.

## CARDINALS HONOR ALUMNI IN ST. LOUIS

Although the Cardinals no longer play in St. Louis, the organization maintains a strong relationship with its alumni from its days there.

Each year when the team travels back to St. Louis to face the division rival Rams, the Cardinals host a reception to honor some of its former players, while also hosting them in a suite for the game. Among the former players to attend in 2012 were:



Player	Years
G/C Irv Goode	1962-71
WR Mel Gray	1971-82
RB Willard Harrell	1978-84
TE Jerry Holloway	1979
RB Steve Jones	1974-78
LB Tim Kearney	1976-81
G/T Doug Marsh	1980-86
LB Terry Miller	1971-74
RB Eddie Moss	1973-76
RB Jim Otis	1973-78
RB Johnny Roland	1966-72

Player	Years
DT Bob Rowe	1967-75
TE Jackie Smith*	1963-77
DT Chuck Walker	1964-72
CB Roger Wehrli*	1969-82
CB Aeneas Williams	1991-00
LB Eric Williams	1977-82
S Larry Wilson*	1960-72
P Mike Wood	1978-79
G Keith Wortman	1976-81
DE Ron Yankowski	1971-80

\*Pro Football Hall of Fame

The Cardinals were based in St. Louis from 1960 to 1987 before heading west to Arizona. The Rams relocated to St. Louis from Los Angeles in 1995.



**NEW GM...**



**NEW HEAD COACH...**



**NEW QUARTERBACK...**



*Photos courtesy of  
Arizona Cardinals*

***SAME HOME!***



**620 AM & .COM**



## CARDINALS BROADCASTING

### CARDINALS ON THE RADIO

The Cardinals are pleased to continue their partnership with Bonneville/KTAR in 2013. KTAR has been the flagship radio station for the Cardinals since 2005.

### GAME-DAY RADIO PROGRAMMING

Cardinals games will simulcast on Arizona Sports 620 KTAR (AM) and News Talk 92.3 KTAR (FM). Arizona Sports 620 KTAR will also air pre-game and post-game programming for every contest as well as non-game day programming including the Big Red Game.

If there is a scheduling conflict with the Suns or Diamondbacks, all Cardinals game day programming will air on News Radio 92.3 KTAR while the baseball or basketball game will be carried on Sports 620 KTAR.

Calling the play-by-play for his 12th straight season with the Cardinals is Dave Pasch. He joined the team in 2002 after three seasons as the football and basketball voice of Syracuse University. In addition to Cardinals broadcasts, Pasch can be seen on ESPN calling NBA and college football and basketball.

Joining Pasch for his ninth year as radio analyst is Ron Wolfley, former player and four-time Pro Bowl selection and special-teams standout with the Cardinals, who selected him in the fourth round of the 1985 draft. One-half of the "Doug and Wolf Show" on Arizona Sports 620 KTAR, the Buffalo, NY native played collegiately at West Virginia before enjoying a 10-year NFL career with the Cardinals (1985-91), Browns (1992-93) and Rams (1995).



**Dave Pasch**



**Ron Wolfley**



**Paul Calvisi**

Arizona Sports 620 talk-show host and Cardinals Reporter Paul Calvisi offers sideline commentary during the game broadcasts.

Game-day programming begins three hours prior to kickoff on Arizona Sports 620 KTAR (AM) and News Talk 92.3 KTAR (FM) with "The NFL Kick-off Show." Hosted by former Cardinals running back and current Alumni Programs Manager Damien Anderson along with azcardinals.com beat reporter Darren Urban, the show spotlights the upcoming Cardinals matchup and the latest game day news from around the NFL.

Two hours prior to kickoff, Calvisi will be joined by former Cardinals linebacker Rob Fredrickson, former defensive end Bertrand Berry and Anderson for the "Pre-Game Huddle." Fredrickson played with the Cardinals from 1999-2002. Berry spent 12 years in the NFL, playing for the Cardinals from 2004-2009.

"Cardinal Talk," a post-game fan-interactive program, can be heard immediately following each contest on Arizona Sports 620 KTAR and News Talk 92.3 KTAR (FM). Cardinal Talk allows fans to give their opinion on each game and hear expert analysis from Fredrickson, Anderson, and Berry.



### CARDINALS RADIO AFFILIATES

Name	Call Letters	Station City	Name	Call Letters	Station City
KTAR	620 AM/92.3 FM	Phoenix	KZUA	92.1 FM	Holbrook
KATO	1230 AM	Thatcher	KBLU	560 AM	Yuma
KAZM	780 AM	Sedona	KNKI	106.7 FM	Show Low
KNTR	980 AM	Lake Havasu	KIKO	1340 AM	Miami
KDDL/KQNA	94.3 FM	Prescott Valley	KCUB	1290 AM	Tucson
KVNA	600 AM	Flagstaff	KGMN	100.1 FM	Kingman



## WEEKDAY RADIO PROGRAMMING

Returning to the airwaves in 2013 is "The Big Red Rage." Live from Majerle's in Chandler for the sixth consecutive season, "The Big Red Rage" is co-hosted by Paul Calvisi and Ron Wolfley, who will be joined by two Cardinals players for each program. The show typically airs from 6:00-7:00 p.m. on Thursday evenings throughout the season on Arizona Sports 620 KTAR. If there is a scheduling conflict with a Diamondbacks or Suns game, check [azcardinals.com](http://azcardinals.com) or @AZCardinals on Twitter for date and time changes.

## SPANISH RADIO

In 2000, the Cardinals became the first professional team in Arizona to offer all games – pre-season and regular season, home and away – on Spanish-language radio. The broadcasts can be heard on Jose 106.9/107.1 FM. Game day coverage begins two hours prior to kickoff.



Gabriel Trujillo



Rolando Cantu

The broadcast team of Gabriel Trujillo (play-by-play) and former Cardinals offensive lineman Rolando Cantu (analyst) return in 2013.

Trujillo is in his 14th season of play-by-play with the Cardinals. From 2000-2005, he also called the action in Spanish for the Phoenix Suns. Cantu played with the Cardinals for two seasons (2005-06), and during the 2005 season, he became the first Mexican born player (non-kicker) to ever take the field in an NFL regular season game. In addition to his broadcast duties, Cantu also serves as the team's Manager of International Business Affairs.

## CARDINALS ON TELEVISION

### PRE-SEASON TV

The Cardinals are back again on ABC 15 (KNXV-TV) for the 2013 preseason in high definition. Dave Pasch (play-by-play) will be joined by Ron Wolfley (analyst), and Jody Jackson (sideline). The Cardinals Broadcast Team recently received an Emmy Award (Rocky Mountain Region) for pre-season coverage in 2010-2011.

### TEAM SHOWS

The team will produce three TV programs throughout the 2013 season: "Cardinals: Season In Focus," "Cardinals Flight Plan: with Head Coach Bruce Arians," and "Cardinals Headquarters." The programs can be found on ABC 15 (KNXV-TV), NBC 12 News (KPNX-TV) and Fox Sports Arizona.

"Cardinals: Season In Focus" is a weekly half-hour program dedicated to providing a close-up view of the team, on and off the field. Each week, segments such as the popular "Wired," as well as

the Emmy Award winning "Zoom" tell the story of the season, and shed light on the personalities within the football club. The show is hosted by Paul Calvisi. (ABC 15, Saturday mornings at 9 a.m./FS Arizona, Sunday mornings\*)

"Cardinals Flight Plan: with Head Coach Bruce Arians" allows viewers to see and hear the inside story straight from the man in charge. Hosted by Ron Wolfley, the show will feature an in-depth look at pivotal plays from the previous week's game with an eye on the upcoming opponent and the Cardinals plan for victory. (12 News, Sunday 12:00 am following Saturday Night Live/FS Arizona, Sunday mornings\*)

"Cardinals Headquarters," airing exclusively on Fox Sports Arizona, will feature a recap of the previous game and a look ahead to the next opponent. The show is hosted by Jody Jackson. (FS Arizona, check local listings)

\*Check weekly local listings for specific times or log on to [azcardinals.com](http://azcardinals.com) for up-to-date showtimes.





## SPANISH RADIO

Over the last 13 years the Arizona Cardinals Football Club has reached out to its Spanish language speaking fans by becoming the first professional team in Arizona to offer all games on Spanish radio (2000), and launching a Spanish language version of the team's web site [www.azcardinals.com/espanol](http://www.azcardinals.com/espanol) (2007).

The broadcast team of Gabriel Trujillo (play-by-play), and former Cardinals offensive lineman Rolando Cantú (analyst) will be back again in 2013. Trujillo returns for his 14th season of play-by-play with the Cardinals. From 2000-2005, he also called the action in Spanish for the Phoenix Suns. Cantú played with the Cardinals for two seasons (2005- 06), and during the 2005 season, he became the first Mexican born player non-kicker to ever take the field in an NFL regular season game. In addition to his broadcast duties, Cantú is also the team's Manager of International Business Affairs.

The Cardinals broadcast in Spanish airs locally on José 107.1 FM. In 2008, the Cardinals expanded the content of their game broadcasts with "Conteo Progresivo" a one-hour Spanish language pre-game show hosted by Trujillo and Cantú. In 2012, the pre-game show was again expanded to further offer insight into the next opponent with "Primera Y Diez (First and Ten)", the one hour Spanish language program.

The Spanish broadcast team will be back on the web as they return for "Al Cronómetro" (On The Clock) a Spanish language web-show that recaps the last game and looks ahead at the next opponent.

For the sixth straight season, the Cardinals will bring the Spanish language broadcast to fans in Mexico. The team has partnered with Larsa Comunicaciones (Larsa Communications Group), the leading radio network in northern Mexico to bring the broadcast to 26 stations in 18 cities throughout Mexico, including Guadalajara, Puerto Vallarta, Hermosillo and Mexico City.



## CARDINALS BROADCASTING WINS FOUR EMMYS

In October of 2012, Cardinals Broadcasting was awarded four Emmy Awards by the National Academy of Television Arts & Sciences in the Rocky Mountain Southwest Region.

The following Emmys were awarded to Cardinals Broadcasting:

**Sports Program/Feature – Daily or Weekly Program**

- "Zoom"

**Sports – One Time Special**

- "Cardinals Flight Plan"

In addition, two members of the Cardinals Broadcast staff were awarded Emmys for excellence in their craft – Tim DeLaney for sports editing and Richard Mendez for sports photography.

Cardinals Broadcasting received a franchise-record seven Emmy nominations in the Rocky Mountain Southwest Region in 2012.

## CARDINALS ON THE INTERNET

For all the latest news and updates, follow the Arizona Cardinals on Facebook ([www.facebook.com/arizonacardinals](http://www.facebook.com/arizonacardinals)) and on Twitter (<https://twitter.com/#!/AZCardinals>)



For in depth analysis log on to AZCardinals.com. The team's official web site provides feature stories, audio/video content and the latest news on Darren Urban's "Word from the Birds" blog and on twitter at <http://twitter.com/cardschatter>.

### CARDINALS TWITTER ACCOUNTS

#### Official Team Accounts

Arizona Cardinals . . . . .	@AZCardinals	Darren Urban, Team Writer . . .	@CardsChatter
Arizona Cardinals (Spanish) . .	@AzCardinales	AZone Team Shop . . . . .	@AZoneShop
Arizona Cardinals Cheerleaders . .	@AZCardsCheer		

#### Cardinals Players Accounts

WR Jaron Brown . . . . .	@one_ate	DB Javon Harris . . . . .	@JavonHarris30
WR Dan Buckner . . . . .	@DBuck8FIVE	DB Josh Hill . . . . .	@Jhill_ontherise
WR LaRon Byrd . . . . .	@L_Byrd	DB Tony Jefferson . . . . .	@tonyjefferson1
WR Larry Fitzgerald . . . . .	@LarryFitzgerald	DB Rashad Johnson . . . . .	@49foyamind49
WR Michael Floyd . . . . .	@MichaelMFloyd	DB Tyrann Mathieu . . . . .	@Mathieu_Era
WR Robert Gill . . . . .	@BUBBYGILL10	DB Bryan McCann . . . . .	@bmac929
WR Andre Roberts . . . . .	@ARob12_Cards	DB Patrick Peterson . . . . .	@RealPeterson21
WR Tyler Shaw . . . . .	@BATMAN_T_RAW	DB Jerraud Powers . . . . .	@JPowers25
WR Ryan Swope . . . . .	@RSwope25	DB Ronnie Yell . . . . .	@believeNme43
WR Kerry Taylor . . . . .	@KerryTaylor15	DL Calais Campbell . . . . .	@Campbell93
TE Kyle Auffray . . . . .	@KyleAuffray	DL David Carter . . . . .	@dcarter1987
TE Alex Gottlieb . . . . .	@ae_gottlieb	DL Darnell Dockett . . . . .	@ddockett
TE Rob Housler . . . . .	@House81	DL Ricky Lumpkin . . . . .	@RLump95
TE D.C. Jefferson . . . . .	@DcJefferson10	DL Padric Scott . . . . .	@Padric_Beast
TE Jeff King . . . . .	@jeff_king87	DL Ronald Talley . . . . .	@daTalleyman
QB Ryan Lindley . . . . .	@RyanLindley14	DL Everette Thompson . . . . .	@E_Thompson92
QB Drew Stanton . . . . .	@drewstanton	DL Dan Williams . . . . .	@MrDanWilliams
QB Caleb TerBush . . . . .	@1terbush9	LB Sam Acho . . . . .	@TheSamAcho
RB Andre Ellington . . . . .	@Dre23_LilBit	LB Lorenzo Alexander . . . . .	@onemangang97
RB Rashard Mendenhall . . . . .	@R_Mendenhall	LB Jasper Brinkley . . . . .	@Jasperhitman54
RB William Powell . . . . .	@WilliamPowell33	LB Karlos Dansby . . . . .	@KarlosDansby58
RB Alfonso Smith . . . . .	@FonzoRB29	LB Kenny Demens . . . . .	@kdemens25
RB Stepfan Taylor . . . . .	@KULABAFI	LB Tim Fugger . . . . .	@TFugger58
RB Ryan Williams . . . . .	@lilsweetness34	LB Dan Giordano . . . . .	@DanGiordano99
OL Daryn Colledge . . . . .	@DarynColledge71	LB Kevin Minter . . . . .	@Kmint_46
OL Jonathan Cooper . . . . .	@TheUnderDog_64	LB Zack Nash . . . . .	@zack_nash59
OL Paul Fanaika . . . . .	@Club_LiFteD	LB Alex Okafor . . . . .	@aokafor80
OL Mike Gibson . . . . .	@gibysmall	LB Colin Parker . . . . .	@ColinParker52
OL Jamaal Johnson-Webb . . . . .	@DubtheGreat67	LB O'Brien Schofield . . . . .	@Ob_Scho
OL Senio Kelemete . . . . .	@Kelemete64	LB Reggie Walker . . . . .	@Rwalk56
OL Bobby Massie . . . . .	@MrBig434	LB Daryl Washington . . . . .	@DWashington58
OL Chilo Rachal . . . . .	@ChiloRachal_73	K Jay Feely . . . . .	@jayfeely
OL Scott Wedige . . . . .	@Wedige71	P Will Batson . . . . .	@Will_Batson
DB Javier Arenas . . . . .	@JavierArenas21	P Dave Zastudil . . . . .	@zasty9
DB Justin Bethel . . . . .	@Jbet26	LS Mike Leach . . . . .	@MikeLeach82
DB Jamell Fleming . . . . .	@JamellFleming		

For a complete list of social platforms the Cardinals are on, visit:

# AZCARDINALS.COM/SOCIAL

**NFL CONTACTS**

**National Football League**, 345 Park Ave., New York, NY 10154. Tel: (212) 450-2000. **Paul Hicks**, Executive Vice President of Communications and Government Relations; **Joe Browne**, Senior Advisor to the Commissioner; **Greg Aiello**, Senior VP Public Relations; **Brian McCarthy**, VP of Corporate Communications; **Mike Signora**, VP of Football Communications; **Randall Liu**, Dir. of NFC Information; **Corry Rush**, Dir. of AFC Information.

**ARIZONA CARDINALS**

*Mark Dalton, Chris Melvin,  
Mike Helm, Matt Storey*  
8701 S. Hardy Drive  
Tempe, AZ 85284-2800  
(602) 379-0101  
Fax (602) 379-1821

**ATLANTA FALCONS**

*Reggie Roberts, Frank Kleha,  
Brian Cearn, Matt Haley*  
4400 Falcon Parkway  
Flowers Branch, GA 30542  
(770) 965-3115  
Fax (770) 965-2766

**BALTIMORE RAVENS**

*Kevin Byrne, Chad Steele,  
Patrick Gleason, Tom Valente*  
1 Winning Dr.  
Owings Mills, MD 21117  
(410) 701-4000  
Fax (410) 701-4100

**BUFFALO BILLS**

*Scott Berchtold, Chris Jenkins,  
Matt Heidt, Dominick Rinelli*  
One Bills Drive  
Orchard Park, NY 14127  
(716) 648-1800  
Fax (716) 648-3202

**CAROLINA PANTHERS**

*Charlie Dayton, Steven  
Drummond, Ryan Anderson*  
800 South Mint Street  
Charlotte, NC 28202-1502  
(704) 358-7000  
Fax (704) 358-7618

**CHICAGO BEARS**

*Jim Christman, Mike Corbo*  
1920 Football Drive  
Lake Forest, IL 60045  
(847) 295-6600  
Fax (847) 615-2387

**CINCINNATI BENGALS**

*Jack Brennan, PJ Combs,  
Inky Moore*  
One Paul Brown Stadium  
Cincinnati, OH 45202-3492  
(513) 621-3550  
Fax (513) 621-3570

**CLEVELAND BROWNS**

*Zak Gilbert, Brian Smith  
Dan Murphy*  
76 Lou Groza Blvd.  
Berea, OH 44017-0146  
(440) 891-5000  
Fax (440) 891-5002

**DALLAS COWBOYS**

*Rich Dalrymple, Scott  
Agulnek, Jancy Briles*  
One Cowboys Parkway  
Irving, TX 75063  
(972) 556-9900  
Fax (972) 556-9918

**DENVER BRONCOS**

*Patrick Smyth, Erich Schubert,  
Rebecca Villanueva*  
13655 Broncos Parkway  
Englewood, CO 80112  
(303) 649-9000  
Fax (303) 649-0562

**DETROIT LIONS**

*Matt Barnhart, Deanna Caldwell,  
Ben Manges, Bill Keenist*  
222 Republic Drive  
Allen Park, MI 48101  
(313) 216-4000  
Fax (313) 216-4248

**GREEN BAY PACKERS**

*Jason Wahlers, Aaron Popkey,  
Sarah Quick, Jonathan Butnick*  
1265 Lombardi Avenue  
Green Bay, WI 54304  
(920) 569-7500  
Fax (920) 569-7201

**HOUSTON TEXANS**

*Kevin Cooper, Evan Koch,  
Charles Hampton*  
Two Reliant Park  
Houston, TX 77054  
(832) 667-2000  
Fax (832) 667-2188

**INDIANAPOLIS COLTS**

*Avis Roper, Pamela Humphrey,  
Matt Conti, Brett Maikowski*  
7001 West 56th Street  
Indianapolis, IN 46254  
(317) 297-2658  
Fax (317) 388-0982

**JACKSONVILLE JAGUARS**

*Dan Edwards, Ryan Robinson,  
J.P. Shadrick, Renzo Sheppard*  
One EverBank Field Drive  
Jacksonville, FL 32202  
(904) 633-6000  
Fax (904) 633-6055

**KANSAS CITY CHIEFS**

*Ted Crews, Brad Gee,  
Luke Shanno, Cydney Ricker*  
One Arrowhead Drive  
Kansas City, MO 64129  
(816) 920-9300  
Fax (816) 923-4719

**MIAMI DOLPHINS**

*Harvey Greene, Jason Jenkins,  
Fitz Ollison*  
7500 SW 30th Street  
Davie, FL 33314  
(954) 452-7010  
Fax (954) 452-7055

**MINNESOTA VIKINGS**

*Bob Hagan, Tom West,  
Jeff Anderson, Jon Ekstrom*  
9520 Viking Drive  
Eden Prairie, MN 55344  
(952) 828-6500  
Fax (952) 828-6540

**NEW ENGLAND PATRIOTS**

*Stacey James, Aaron Salkin,  
Gillette Stadium*  
Foxborough, MA 02035  
(508) 543-8200  
Fax (508) 543-9053

**NEW ORLEANS SAINTS**

*Greg Bensel, Doug Miller,  
Justin Maccione, Matt Ryan*  
5800 Airline Drive  
Metairie, LA 70003  
(504) 733-0255  
Fax (504) 731-1888

**NEW YORK GIANTS**

*Pat Hanlon, Peter John-Baptiste,  
DeAndre Phillips*  
Timex Performance Center  
1925 Giants Drive  
East Rutherford, New Jersey 07073  
(201) 935-8111  
Fax (201) 935-8493

**NEW YORK JETS**

*Bruce Speight, Jared Winley,  
Meghan Gilmore, Nick Filis*  
One Jets Drive  
Florham Park, NJ 07932  
(973) 549-4800  
Fax (973) 549-4691

**OAKLAND RAIDERS**

*Will Kiss, Erin Exum*  
1220 Harbor Bay Parkway  
Alameda, CA 94502  
(510) 864-5000  
Fax (510) 864-5160

**PHILADELPHIA EAGLES**

*Derek Boyko, Ryan Nissan,  
Brett Strohsacker*  
One NovaCare Way  
Philadelphia, PA 19145  
(215) 463-2500  
Fax (215) 667-6114

**PITTSBURGH STEELERS**

*Burt Lauten, Nate LoCascio,  
Ryan Scarpino*  
3400 South Water Street  
Pittsburgh, PA 15203  
(412) 432-7800  
Fax (412) 432-7878

**ST. LOUIS RAMS**

*Artis Twyman, Casey Pearce,  
Julia Faron*  
One Rams Way  
St. Louis, MO 63045  
(314) 982-7267  
Fax (314) 770-9261

**SAN DIEGO CHARGERS**

*Bill Johnston, Scott Yoffe,  
Jamaal LaFrance, Jen Rojas*  
4020 Murphy Canyon Rd.  
San Diego, CA 92123  
(858) 874-4500  
Fax (858) 292-2760

**SAN FRANCISCO 49ERS**

*Bob Lange, Mike Chasanoff,  
Dan Beckler*  
4949 Centennial Blvd.  
Santa Clara, CA 95054  
(408) 562-4949  
Fax (408) 727-2760

**SEATTLE SEAHAWKS**

*Dave Pearson, Lane Gammel,  
Rich Gonzales, Julie Barber*  
Virginia Mason Athletic Complex  
12 Seahawks Way  
Renton, WA 98056  
(425) 203-8000  
Fax (425) 203-8027

**TAMPA BAY BUCCANEERS**

*Nelson Luis, Michael Pehanich,  
Kelly Schutz, Allen Barrett*  
One Buccaneer Place  
Tampa, FL 33607  
(813) 870-2700  
Fax (813) 387-6317

**TENNESSEE TITANS**

*Robbie Bohren, Dwight Spradlin,  
Jared Puffer*  
460 Great Circle Road  
Nashville, TN 37228  
(615) 565-4000  
Fax (615) 565-4105

**WASHINGTON REDSKINS**

*Tony Wylie, Daniel Sampson,  
Ross Taylor*  
21300 Redskin Park Drive  
Ashburn, VA 20147  
(703) 726-7000  
Fax (703) 726-7086



# INDEX

100-Yard Receiving Games . . . . .	253-255	Draftees by School . . . . .	417
100-Yard Rushing Games . . . . .	252	Equipment Staff (Bios) . . . . .	46
1947 Championship Team . . . . .	289-291	Fan Fest, 2013 . . . . .	435
2012 Final Statistics . . . . .	228-229	First Down Records, Team . . . . .	273
2013 NFL Calendar . . . . .	8	Flex Scheduling . . . . .	423
2013 NFL Weekly Schedule . . . . .	420-422	Fumble Records, Individual . . . . .	267
2013 Schedule . . . . .	1	Fumble Records, Team . . . . .	278
300-Yard Passing Games . . . . .	255-256	Game Summaries, 2012 . . . . .	236-243
Administrative Staff Headshots . . . . .	47-50	Game Summaries, Postseason in Arizona . . . . .	283-286
Aeneas Williams HOF Finalist . . . . .	395	Game-By-Game Stats, 2012 . . . . .	234-235
All-NFL/Postseason Awards . . . . .	404-406	Head Coaches, All-Time . . . . .	392
All-Time Opponents . . . . .	409	History of Franchise . . . . .	288-292
All-Time Results . . . . .	317-369	Hottest/Coldest Games (1960-2012) . . . . .	391
All-Time Roster, Alpha & Numerical . . . . .	293-314	Interception Records, Individual . . . . .	263
Annual Results . . . . .	316	Interception Records, Team . . . . .	276
Annual Statistical Leaders . . . . .	379-383	Internet/Twitter Info . . . . .	445
Annual Turnover Differential . . . . .	384	Kickoff Return Records, Individual . . . . .	266
Assistant Coaches, All-Time . . . . .	392-393	Kickoff Return Records, Team . . . . .	278
Assistant Coaches (Bios) . . . . .	13-35	Last Time . . . . .	407-409
Athletic Training Staff (Bios) . . . . .	44-45	License Plates, Cardinals . . . . .	27
Bidwill, Michael (Bio) . . . . .	7	Longest Plays . . . . .	250-251
Bidwill, William V. (Bio) . . . . .	6	Longevity Records, Individual . . . . .	267
Big Red . . . . .	439	Minegar, Ron (Bio) . . . . .	8
Biggest Comebacks, All-Time . . . . .	268-270	Miscellaneous Records, Team . . . . .	278
Birthdays, Cardinals Players . . . . .	73	Miscellaneous Stats, 2012 . . . . .	246
Broadcasting Info . . . . .	442-444	Mobile App . . . . .	67
Cardinals Alumni In St. Louis . . . . .	440	Offensive Rankings, Year-By-Year . . . . .	398
Cardinals Charities . . . . .	424-425	Overtime Games . . . . .	401-403
Cardinals Home Stadiums . . . . .	432	Participation, 2012 . . . . .	244-245
Cardinals In Hall of Fame . . . . .	397	Passing Records, Individual . . . . .	260-261
Cheerleaders . . . . .	439	Passing Records, Team . . . . .	275-276
Community Info . . . . .	426-427	Penalty Records, Team . . . . .	276-277
Concussion Prevention . . . . .	440	Peter King Tweet-Up . . . . .	43
Daylight Saving Time . . . . .	142	Players of the Week, 1984-2012 . . . . .	400
Defensive Rankings, Year-By-Year . . . . .	399	Playoffs, All-Time . . . . .	279
Defensive Statistics, 2012 . . . . .	230	Postseason Records, Individual . . . . .	279-280
Defensive Touchdowns (1960-2012) . . . . .	387-388	Postseason Records, Team . . . . .	281-282
Directory, Cardinals Staff . . . . .	4-5	PR Contacts (NFL) . . . . .	446
Draft History . . . . .	410-416	Preseason Results, All-Time . . . . .	370-372
Draft Party, 2013 . . . . .	432	Prime Time Games . . . . .	390





## INDEX (CONT.)

Pro Bowlers, Alphabetical . . . . .	399	Scoring Records, Team . . . . .	271-272
Pro Bowlers, By Year . . . . .	398	Schoenfeld Memorial Press Box . . . . .	433
Pro Personnel (Bios) . . . . .	36-43	Selling Out the Stadium . . . . .	435
Punt Return Records, Individual . . . . .	265	Shutouts, All-Time . . . . .	385-386
Punt Return Records, Team . . . . .	277	Single-Game-Bests, Passing Yards . . . . .	249
Punting Records, Individual . . . . .	264-265	Single-Game-Bests, Receiving Yards . . . . .	249
Punting Records, Team . . . . .	277	Single-Game-Best, Rushing Yards . . . . .	248
Quarterbacks, 1960-2012 . . . . .	389	Single-Game-Bests, Sacks . . . . .	249
Quarterback Sacks, Individual . . . . .	264	Spanish Broadcasts . . . . .	443-444
Radio Affiliates . . . . .	442	Special Teams Touchdowns (1960-2012) . . . . .	388
Receiving Records, Individual . . . . .	262-263	Super Bowl XLIX in Arizona . . . . .	438
Retired Jerseys . . . . .	315	Team-by-Team Results . . . . .	373-378
Retractable Roof Policy (NFL) . . . . .	423	Thanksgiving Games . . . . .	391
Ring of Honor . . . . .	394-396	Ticket Prices . . . . .	436
Roof Open, Results . . . . .	438	Tillman Memorial . . . . .	433
Rookies At NFL Symposium . . . . .	386	Two-Point Conversions, All-Time . . . . .	386
Rookies In The Community . . . . .	161	University Of Phoenix Stadium Info . . . . .	428-435
Rushing Records, Individual . . . . .	258-259	University Of Phoenix Stadium Seating . . . . .	436
Rushing Records, Team . . . . .	274	University Of Phoenix Stadium Parking . . . . .	437
Scoring Records, Individual . . . . .	256-258	Video Chats, Combine . . . . .	218

## CARDINALS MEDIA RELATIONS CONTACTS

### Mark Dalton . . . . Vice President, Media Relations

Office Direct Phone . . . . . 602/379-1720

Office E-mail . . . . . mdalton@cardinals.nfl.net

### Chris Melvin . . . . . Director, Media Relations

Office Direct Phone . . . . . 602/379-1882

Office E-mail . . . . . cmelvin@cardinals.nfl.net

### Mike Helm . . . . . Media Relations Coordinator

Office Direct Phone . . . . . 602/379-1647

Office E-mail . . . . . mhelm@cardinals.nfl.net

### Matt Storey . . . . . Media Relations Coordinator

Office Direct Phone . . . . . 602/379-1620

Office E-mail . . . . . mstorey@cardinals.nfl.net

**Media Relations FAX . . . . . 602/379-1821**

**2013 Media Guide Credits:** Written and edited by the Arizona Cardinals media relations department: Mark Dalton, Chris Melvin, Mike Helm, Matt Storey, and Kami Wise, with special acknowledgement to all past Cardinals public and media relations staff members who have contributed to this publication through the years. Primary photography provided by team photographer Gene Lower. Special editorial and statistical assistance provided by Santo Labombarda and the Elias Sports Bureau as well as Pete Fierle and the Pro Football Hall of Fame. Additional editorial assistance from T.J. Troup, and Michael Brenner. Design: Mike Chavez.



# ENHANCING BUSINESS PERFORMANCE THROUGH INNOVATIVE TECHNOLOGY SOLUTIONS



OFFICE PRODUCTIVITY ▼ UNIFIED COMMUNICATIONS & COLLABORATION  
MOBILITY, NETWORK & SECURITY ▼ DATA CENTER & VIRTUALIZATION ▼ DATA PROTECTION ▼ CLOUD



**Mark Feller**  
*VP of Technology*  
Arizona Cardinals

“Insight has been our technology partner for nine years and they continue to help the Cardinals provide a technology platform that gives our business the **quickness and efficiency we need**. Insight is all about **quality products** and **quality people**, both of which combine to help us score a technology touchdown.”



Insight is the Official Technology Partner  
of the Arizona Cardinals


Insight®

    1.800.INSIGHT ▼ [INSIGHT.COM](http://INSIGHT.COM)

Copyright © 2013 Insight Direct USA, Inc. All rights reserved. Insight and the Insight logo are registered trademarks of Insight Direct USA, Inc. All other company and product names are trademarks or service marks of their respective owners.



University of Phoenix®  
Official Education Partner



# Six ways we're giving back to the community.

- 
- Focus to the Finish<sup>SM</sup> scholarship
  - Cardinals Classroom All-Stars
  - Arizona Cardinals Prep Academy
  - Donate to Educate
  - MVPs in the Classroom
  - Cardinals Kids Camp
- 

University of Phoenix is the Official Education Partner of the Arizona Cardinals. Through ongoing local events and programs, we're working together to improve education in Arizona. To learn more, visit [phoenix.edu/cardinals](http://phoenix.edu/cardinals)