2009 NEW YORK JETS

ANNIVERSARY SEASON 50

MEDIA GUIDE

50 1960 SEASONS 2009 NY

NEW YORK JETS MEDIA RELATIONS

Atlantic Health Jets Training Center · One Jets Drive, Florham Park, NJ 07932

Bruce Speight
Senior Director
973.549.4690
bspeight@jets.nfl.com

David Tratner
Director
973.549.4682
dtratner@jets.nfl.com

Jared Winley
Senior Manager
973.549.4683
jwinley@jets.nfl.com

Meghan Gilmore
Coordinator
973.549.4684
mgilmore@jets.nfl.com

Ashley Earle
Graduate Assistant

Brandon Gross
Graduate Assistant

Erin O'Grady
Graduate Assistant

2009 SCHEDULE

PRESEASON				
Friday	**8/14**	**vs. St. Louis**	**7 p.m.**	**WCBS**
Monday	8/24	at Baltimore	8 p.m.	ESPN
Saturday	8/29	at Giants	8 p.m.	WNBC
Thursday	**9/3**	**vs. Philadelphia**	**7 p.m.**	**WCBS**
REGULAR SEASON				
Sunday	9/13	at Houston	1 p.m.	CBS
Sunday	**9/20**	**vs. New England**	**1 p.m.**	**CBS**
Sunday	**9/27**	**vs. Tennessee**	**1 p.m.**	**CBS**
Sunday	10/4	at New Orleans	4:05 p.m.	CBS
Monday	10/12	at Miami	8:30 p.m.	ESPN
Sunday	**10/18**	**vs. Buffalo**	**4:15 p.m.**	**CBS**
Sunday	10/25	at Oakland	4:05 p.m.	CBS
Sunday	**11/1**	**vs. Miami**	**1 p.m.**	**CBS**
Sunday	11/8	Bye		
Sunday	**11/15**	**vs. Jacksonville**	**1 p.m.**	**CBS**
Sunday	11/22	at New England	TBA*	TBA*
Sunday	**11/29**	**vs. Carolina**	**TBA***	**TBA***
Thursday	12/3	at Buffalo (Toronto)	8:20 p.m.	NFLN
Sunday	12/13	at Tampa Bay	TBA*	TBA*
Sunday	**12/20**	**vs. Atlanta**	**TBA***	**TBA***
Sunday	12/27	at Indianapolis	TBA*	TBA*
Sunday	**1/3/2010**	**vs. Cincinnati**	**TBA***	**TBA***

Home games in bold
* Subject to NFL flexible scheduling
All games broadcast on 1050 ESPN New York; in Spanish on WADO 1280

9/27	ALR Lupus Awareness Day
11/15	Interfaith Nutrition Network Food Drive
11/29	U.S. Marine Reserve Corps Toys-for-Tots Toy Drive
12/20	Jersey Cares Coat Drive

GAME CREDENTIALS

www.newyorkjets.com/credentials

The New York Jets credential website is available 24 hours a day, seven days a week and serves as the team's primary media credentialing system. The deadline to submit a single-game credential request is **TUESDAY AT NOON** the week prior to each game. Please contact Meghan Gilmore at mgilmore@jets.nfl.com or by phone at 973-549-4684.

The 2009 New York Jets Media Guide
Published by the New York Jets LLC.
Copyright 2009 New York Jets LLC. All Rights Reserved.

Editor: David Tratner
Additional Editing, Research and Writing: Eric Allen, Jessica L. Ciccone, Jeff Cohen, Ashley Earle, Meghan Gilmore, Brandon Gross, Matthew Hintz, Randy Lange, Jesse Linder, Erin O'Grady, Bruce Speight, Jared Winley

Photography: Al Pereira
Cover Photography: Michael J. LeBrecht
Additional Photos: Lee Weissman Photography, Dave Drapkin Photography, Jerry Leibman, John A. Gibson, Jr., ESPN, Pro Football Hall of Fame, Maple Leaf Productions, Ltd., Getty Images (Andy Lyons, Al Bello, Dong Benc, Chris Trotman, Jim McIssac, Focus On Sport)

Design & Printing: National Communications Group, Inc.
Rob Krolick, VP, Client Services; Duane Bruton & Avi Schaeffer, Art Directors
Additional Design: Michael Scott

This logo honors the 50th season of the franchise that began as the Titans of New York in 1960, became the Jets in 1963 and went on to shock the world in Super Bowl III, changing the face of the NFL. The Jets will celebrate 50 seasons as a franchise by wearing this special "50 Seasons" commemorative patch on their green and white uniforms in 2009.

The NFL is also commemorating 50 years of the AFL with this 50th Anniversary Season logo. The Jets will mark the occasion by wearing original Titans uniforms in three games vs. original AFL franchises in 2009: Navy jerseys Sept. 27 vs. Tennessee, and white jerseys Oct. 25 at Oakland and Nov. 1 vs Miami.

TABLE OF CONTENTS

PR Contacts/2009 Schedule IFC
Table of Contents/Index 1
Atlantic Health Jets Training Center 2
New Jets Stadium 4
Community 6

ADMINISTRATION
Staff Directory 14
Woody Johnson 16
Matt Higgins 18
Thad Sheely 18
Mike Tannenbaum 19
Executive Staff 21

COACHES
Rex Ryan 26
Coaching Staff 28

STAFF
Player Personnel 44
Pro Personnel 47
College Scouting 48
Staff Biographies 54
Staff Photos 66

2009 PLAYERS
Veterans 72
Draft Picks 193
Non-Veteran Players 196
Rookie/First Year Roster 210
Building the 2009 New York Jets 211
Alphabetical Roster 212
Numerical Roster 213

2008 IN REVIEW
Final Regular Season Statistics 216
Final Standings 218
Game-by-Game Statistics 219
2008 Quarter-by-Quarter Scoring 219
Superlatives 220
Starters 221
Game-By-Game Review 222
Participation 254
Transactions 255
The Last Time 257

RECORDS
All-Time Superlatives 260
All-Time Individual Superlatives 261
Scoring 262
Passing 264
Rushing 266
Receiving 268
Defense 270
Returns for Touchdowns 272
Service 274
Punting 275
Punt Returns 276
Kickoff Returns 277
Year-by-Year Leaders 278
Team Records 282
Offense Year-by-Year 286
Defense Year-by-Year 287
Divisional History 288
Individual Playoff Records 289
Team Records (Playoff) 294
Team Year-by-Year Record 296

FRANCHISE HISTORY
Historical Highlights 298
Hall of Famers 312
All-Time Alphabetical Roster 316
Practice Squad 323
All-Time Numerical Roster 324
Draft History 332
Preseason Results 342
Jets vs. Opponent 344
Prime Time/OT/Thanksgiving 356
100-Yard Rushing Games 357
100-Yard Rushers (Opponents) 358
100-Yard Receiving Games 360
100-Yard Receiving Games (Opponents) 362
300-Yard Passing Games 364
300-Yard Passing Games (Opponents) 365
Year-by-Year Review 368
Playoff Game Reviews 417

MISCELLANEOUS
2009 Training Camp (SUNY Cortland) 437
Meadowlands Gameday Info 440
Uniform History 442
Jets Media Partners 445
Radio Network Bios 446
Jets Radio Network History 449
2009 NFL Schedule 450
2009 AFC Team Schedules 452
2009 NFC Team Schedules 454
2009 Meadowlands Media Parking Map 456

INDEX

2008 Final Standings 218
2008 Game-by-Game Statistics 219
2008 Regular Season Statistics 216
2009 Jets Schedule IFC
2009 NFL Schedule 450
2009 Roster 212
40-40 Club 35
All-Time Alphabetical Roster 316
All-Time Coaching Roster 367
All-Time Jets QB's Starting Records 214
All-Time Numerical Roster 324
Atlantic Health Jets Training Center 2
Blocked Field Goals 73
Blocked Punts for TD (last five) 36
Buttle, Greg 447
Drafted Players 2006-08, Starts 129
Ewbank, Weeb 312
First Starts by Jets Quarterbacks 448
Flight Crew 258
Fourth Quarter Comebacks 121
Game Day Information 440
Higgins, Matt 18
Historical Highlights 298
Jets vs. NFL Teams 344
Johnson, Woody 16
La Greca, Don 447
Largest Halftime Leads 135
Los Jets en Español 448
Lott, Ronnie 315
Lyons, Marty 446
Maynard, Don 314
Maynard's 200-Yard Games 181
Meadowlands Parking Map 456
Media Information IFC
Media Partners 445
Missed Field Goal Returns 210
Monday Night Miracle 133
Monk, Art 315
Most Kickoff Returns for TDs, 2001-08 43
Namath, Joe 313
Namath vs. Unitas 192
New Jets Stadium 4
O'Brien vs. Marino 188
Postseason Game-By-Game Review 417
Practice Squad 323
Prime Time/OT/Thanksgiving 356
QB Rushing Yards Single Game 285
Returns for Touchdowns 270
Riggins, John 315
Ryan, Rex 26
Sheely, Thad 18
Smith Muñiz, Clemson 448
Staff Directory 14
Super Bowl III 418
Tannenbaum, Mike 19
Training Camp Sites 437
Uniform History 442
Wichusen, Bob 446
Year-by-Year Records 296

ATLANTIC HEALTH JETS TRAINING CENTER

ONE JETS DRIVE, FLORHAM PARK, NJ 07932 · BOROUGH INCORPORATED: 1899 · COUNTY: MORRIS

The Atlantic Health Jets Training Center in Florham Park, N.J. is the new home of the New York Jets. The team moved into the facility in a formal ribbon-cutting ceremony on September 2, 2008. Located at One Jets Drive, this 224,000 square-foot complex sitting on a majestic 27-acre campus provides players, coaches and staff of the Jets with a state-of-the-art learning, practice and working environment. The facility is a short drive to the Meadowlands and to Newark Liberty International Airport.

The complex has five full-length fields, three natural grass, one Sportexe synthetic turf field outdoors, and one Sportexe synthetic turf field in the Field House. The goalposts on two of the natural grass fields can be repositioned 90 degrees and

ATLANTIC HEALTH JETS TRAINING CENTER HIGHLIGHTS

- ◊Short drive to both the Meadowlands and Newark Liberty International Airport.
- ◊224,000 square-foot complex on a 27-acre campus.
- ◊Five full-length fields.
- ◊Permanent scoreboards for each field.
- ◊Over 75 miles of data cabling.
- ◊5,500 square-foot locker room.
- ◊11,000 square-foot weight room.
- ◊10 state-of-the-art classrooms.
- ◊60 large-screen TV monitors.
- ◊The Players Gallery, consisting of a life-size photo of cheering Jets fans, spans the building's main corridor

re-lined in order to get maximum use out of the grass. Each field also has a permanent scoreboard.

Inside the complex, players use a 5,500-square-foot locker room, an almost 11,000-square-foot weight room, 10 classrooms and two individual study rooms, with each location just steps from the practice fields, as the facilities are strategically located in between the indoor facility and the outdoor fields. Sixty large-screen TV monitors throughout the building support all the Jets' coaching video functions as well as the club's business interests. The "Players Gallery," consisting of a life-size photo of cheering Jets fans, spans the corridor running the length of the building to remind everyone in the organization of the tremendous support the Jets receive from our faithful fans.

The Atlantic Health Jets Training Center, serving as the home base for the entire Jets organization, is equipped with sleekly-designed workstations and state-of-the-art technology to create an efficient and friendly work environment. An outdoor terrace, which overlooks the practice fields, provides a business entertainment area for both the team and its corporate partners. The training center can also be rented for parties, events and conferences. The Atlantic Health Jets Training Center provides the organization with a new competitive advantage and a new community to call home.

NEW JETS STADIUM

For 50 years, the Jets – the fans, the players, the organization – have been tenants in each of the stadiums in which the team has played its home games. In 2010, for the first time in Jets history, the team will have a stadium they can call home, a stadium that on Jets gamedays will bleed green. From the external LED signage to four massive video boards inside the bowl, to the new plaza and tailgating options, there will be no doubt that this building is the home of the Jets.

Getting to the game will be easier than ever with triple the amount of roadways and a brand new rail stop just outside one of the entrances to the building, opening for the 2009 season. Once at the stadium, fans will have many options for entertainment and tailgating before the game begins. The pregame radio show will be broadcast live from the new plaza area, where fans can also enjoy a vast array of food and shop for the newest Jets gear. At an entrance at the 50-yard line, fans will experience the Great Hall, a massive display of images of Jets greats past and present.

Inside the building, there will be wider concourses, eight times the number of concession stands and three times the number of restrooms than in the current building, offering fans options and convenience throughout the game. The intimate bowl seating, uncompromised sidelines, cutting-edge video boards and LED signage and state-of-the-art sound systems will enhance the game-watching experience.

One of the biggest upgrades in the new stadium is the availability of club seats. These offer the best seats in the stadium with unbelieveable access unlike anything available in lower-level and mezzanine-level clubs in sports venues. There are two types of clubs in the new building — the East and West Clubs, located on the mezzanine level sideline and the Coaches Club and the Great Hall Club, located on the east and west sides in the lower bowl between the 30-yard lines. Club seats offer access to VIP reserved parking, a private club entrance into the stadium as well as a host of other amenities and benefits. Visit www.newjetsstadium.com for more information.

NEW JETS STADIUM TIMELINE

- ◊ **Sept. 29, 2005** –New Stadium Becomes a reality when Jets and Giants agree to build as 50-50 partners
- ◊ **Jan. 26, 2007** – Skanska Wins Design/Build Contract for New Stadium
- ◊ **Sept. 5, 2007** – Construction Formally Begins with Groundbreaking Ceremony
- ◊ **June 16, 2008** – MetLife Becomes Building's First Cornerstone Partner
- ◊ **June 19, 2008** – Budweiser, Bud Light Sign on As Second Cornerstone
- ◊ **September, 2008** – Seat Installation in the Bowl Begins
- ◊ **March 10, 2009** – Last piece of major steel is placed in Topping Out Ceremony
- ◊ **June 1, 2009** – Building Awarded Green Certification by US Environmental Protection Agency

	THE MEADOWLANDS	NEW JETS STADIUM
Opening year	1976	**2010**
Stadium area	900,000 sq. ft.	**2,030,000 sq. ft.**
Seating capacity	80,254	**82,500**
Average concourse width	22 ft.	**40 ft.**
Club seats	142	**9,300**
Club lounge area	4,500 sq. ft.	**158,725 sq. ft.**
Scoreboards	2	**4**
Scoreboard area	2,784 sq. ft.	**15,096 sq. ft.**
LED ribbon area	1,280 sq. ft.	**7,240 sq. ft.**
Jets Lockerroom	9,750 sq. ft.	**14,100 sq. ft.**
Concession sales points	262	**800**
Parking spaces	25,500	**27,785**
Rail access	No	**Yes**
Turnstiles	80	**125**
Premium elevators	6	**11**
Escalators	24	**38**

THE NEW YORK JETS:

MISSION

GENERATION JETS
Be Lean & Green

The New York Jets take great pride in playing an active role in making a year-round commitment to the tri-state community.

Programs funded by the New York Jets Foundation touch the lives of countless young men and women in the tri-state area. Over the past nine years, the Jets and their charitable foundation have raised or contributed more than $9 million to promote youth health, fitness and education, particularly in disadvantaged communities.

From fighting childhood obesity through the Generation Jets: Be Lean & Green initiative to launching a football team in an urban high school, urging students to eat right and move more, and supporting the efforts of the Alliance for Lupus Research, the New York Jets invest in programs that make a difference in the lives of others. In addition to the Jets Foundation, which supports our own extensive youth initiatives, the Jets partner with numerous established charitable organizations and participate in causes sponsored by the NFL.

Alliance for Lupus Research

Alliance *for* Lupus Research
PREVENT. TREAT. CURE.

The New York Jets organization is deeply committed to supporting the Alliance for Lupus Research (ALR)–a national voluntary health organization based in New York City, founded in 1999 and chaired by Robert Wood Johnson IV, a member of the founding family of Johnson & Johnson and owner of the New York Jets. ALR's mission is to find better treatments and ultimately prevent and cure systemic lupus erythematosus (SLE, or Lupus), a debilitating autoimmune disease, by supporting the most promising and innovative lupus research. To date, ALR has committed over $55 million to lupus research projects at the most prestigious universities, medical schools and hospitals throughout the world.

Since 2001, the New York Jets have increased awareness of lupus and raised more than $6 million for research through the ALR Walk with Us to Cure Lupus program, proceeds from the annual New York Jets Kickoff Luncheon and other events in the tri-state area. To learn more, visit www.lupusresearch.org or call toll free, (800) 867-1743. Together, we will find a cure!

Donald Trump, Joe Trunfio and Woody Johnson at the Jets Kickoff Luncheon benefiting the Alliance for Lupus Research and New York Jets Foundation.

SchoolFood

SchoolFood
Feed your mind

Beginning in 2004 the New York Jets partnered with the New York City Department of Education's SchoolFood program in an effort to encourage all New York City public school students to eat healthy and take advantage of the nutritious meals that are served throughout the schools.

Through the SchoolFood program the Jets support an outreach campaign to encourage parents to submit school meal applications and help increase the amount of students who take advantage of free and reduced-price meals in New York City's public schools. The campaign also aims to educate parents and children about the nutritional reforms taking place in public school cafeterias, where a variety of healthy meals now are included on the menu. The campaign includes posters encouraging students to eat healthy foods and stay fit as well as a Jets sponsored sweepstakes for a trip to the National Football League Pro Bowl.

Heads Up!

In 2001 the New York Jets formed a community partnership with the Public Schools Athletic League (PSAL) to provide support to New York City public school football programs. The Jets and the PSAL expanded this partnership in 2005 and titled it Heads Up!.

Through an annual matching grant from the NFL's Youth Football Fund, the New York Jets donate $100,000 to the PSAL's football programs. This grant has helped to create nine new and developmental football teams and expand the C.H.A.M.P.S. Middle School Flag Football League to over 75 programs throughout the New York City public school system.

Beyond these grants, the Jets continue to support the PSAL in a variety of other ways. In addition to providing funding, the Jets' support for the PSAL has included hosting PSAL high school football coaches at team practices, creating "Captains' Day" for PSAL football team captains to spend a day at training camp each summer, and honoring PSAL football champions at a selected home game during the NFL season.

C.H.A.M.P.S. Middle School Flag Football League

The New York Jets have teamed up with the New York City Department of Education (NYC DOE) to support their C.H.A.M.P.S. middle school flag football program. The program provides over 75 middle schools with afterschool opportunities for their students to learn the skills and techniques of football from qualified coaches. Each participant receives a T-shirt uniform provided by the Jets.

In 2005, the NYC DOE and the New York Jets created the Heads Up! program to support New York City public school football. The Jets commitment to the C.H.A.M.P.S. Middle School Flag Football League falls under the Heads Up! program.

Through the NYC DOE's C.H.A.M.P.S. Middle School Sport and Fitness League, students are empowered to become Cooperative, Healthy, Active, Motivated, Positive Students—for life. Regardless of athletic ability, student participants in C.H.A.M.P.S. are provided with opportunities to engage in a wide variety of physical activities before and after school, including traditional sports, non-traditional sports and fitness activities. The C.H.A.M.P.S. program promotes health-related fitness and sports skills that can be maintained long after school days are over.

Mike DeVito works with students during flag football drills.

Be A Champion

In the fall of 2008, the New York Jets along with the New York City Department of Education and Lime Connect, an organization that promotes employment for people with disabilities, launched "Be a Champion," an annual writing essay contest for students with disabilities. The contest, now open to grades three through twelve, is designed to encourage students with disabilities to reflect on concepts of achievement and success as they prepare for the challenges of the last years of secondary education and think about their options beyond high school. The contest also provides a valuable instructional opportunity for teachers to address transition with their students.

Tony Richardson and Lime Connect's CEO Rich Donovan serve as spokespeople for the program. Authors of winning essays are invited to attend a wrap-up event hosted by Tony Richardson and Rich Donovan. Mr. Donovan, who has cerebral palsy, is a successful entrepreneur as the principal owner of Integrated Process Solutions LLC and former portfolio manager for Merrill Lynch & Co.

Play 60

Designed to tackle childhood obesity, NFL Play 60 is national youth health and fitness campaign that brings together the NFL's long-standing commitment to health and fitness with an impressive roster of partner organizations— Action for Healthy Kids, Ad Council, American Heart Association, National Dairy Council, Nickelodeon, United Way, and the U.S. Department of Health and Human Services. NFL Play 60: The NFL Movement for an Active Generation will focus on the health and wellness of young fans by encouraging them to be active for at least 60 minutes a day. In additional to national PSAs and online programs, Play 60 will also be implemented locally, as part of the NFL's in-school, after-school and team-based programs, from youth football to the Play 60 Challenge. The Play 60 Challenge is an in school curriculum sponsored by the National Football League, American Heart Association and locally by the American Dairy Association & Dairy Council, Inc. The Jets launched the initiative in 2006 and **Brad Smith** serves as the spokesperson.

Brad Smith with students for the Play 60 Challenge.

Eat Right, Move More

Launched in 2006, the Eat Right, Move More campaign is a joint effort between the Jets, the New Jersey Department of Agriculture and the American Dairy Association & Dairy Council, Inc.'s 3-A-Day of Dairy campaign to encourage New Jersey school children to take advantage of healthy foods in their school cafeterias and become more active. The campaign also challenges schools to submit their meal menus to determine the five schools with the most creative meal selections each year. One of the five winning schools will be awarded the grand prize of a $5,000 grant, sponsored in part by the American Dairy Association & Dairy Council, Inc., for a cafeteria makeover and be recognized on field at a Jets home game. Jets tackle **D'Brickashaw Ferguson** is featured on posters in every NJ school telling students, "When I have a healthy meal, it helps me play my best. Your school cafeteria has a variety of nutritious foods to keep you going all day long. So get up, eat right and move more!"

D'Brickashaw Ferguson speaks to students for the Eat Right, Move More kickoff.

Generation Jets Academy

Generation Jets Academy has served as the linchpin of the New York Jets community relations program since its inception in 2002. An education initiative, the primary goal of Generation Jets Academy is to provide elementary school students with enjoyable learning experiences that enhance their literacy, math skills, creativity, community awareness and self-esteem. The program provides students with personalized attention from caring and creative teachers, and a 50% increase in learning time each day. Generation Jets Academy is operated by the Gary Klinsky Children's Centers of the Brooklyn Bureau of Community Service.

Throughout the year Jets players makes appearances at the school as well as attend field trips with the students. Generation Jets Academy is located at the Ethan Allen School (P.S. 306) in East New York, Brooklyn.

NFL Auction

The New York Jets offer fans numerous exclusive auction items throughout the year, ranging from game-worn items to VIP gameday experiences, training camp experiences, private quarterback clinics and more. Fans can visit www.nflauction.nfl.com to place their bids. All proceeds from the auctions benefit the extensive work of the New York Jets Foundation.

Atlantic Health Jets Women's Organization

In 2008 the Jets Women's Organization and Atlantic Health partnered to form the Atlantic Health Jets Women's Organization (AHJWO). Through this partnership the AHJWO can accomplish their mission of the working together to build goodwill in the tri-state community through active volunteer participation. The AHJWO is an organization comprising the wives, fiancées and significant others of New York Jets players, coaches and select football support staff members. The Jets community relations department oversees this organization with the assistance of Michelle Ryan, wife of Rex Ryan, and Michelle Tannenbaum, wife of Mike Tannenbaum.

The AHJWO seeks to team up with select charities to assist in maximizing the impact of their events.

The AHJWO serves as a unique and positive outlet in the community on behalf of the New York Jets. All members of the organization are encouraged to get involved and maximize their role to benefit others. The work the wives, fiancées and significant others of New York Jets players, coaches and select football support staff do would not be possible without the partnership with Atlantic Health.

United Way & Tix for Kids

United Way of New York City

Since 1973, United Way, the NFL and the New York Jets have had the most visible and longest-running charitable collaboration of its kind. Each year, thanks to community service projects and public service announcements, millions of Americans learn about United Way's vital work and the volunteer spirit of the NFL.

Combining their rich histories of active community involvement, United Way of New York City and the New York Jets have teamed up to drive home the importance of community involvement. Our community outreach efforts include the Hometown Huddle, an annual hands-on volunteer project with players; the Gridiron Gala, New York City's premier charity event, and Tix for Kids.

Tix for Kids is a charitable ticket turn-back program that provides a vehicle for season ticket holders to release unused game tickets, which are then made available to underprivileged children throughout the New York region. The United Way has an extensive network of mentoring agencies such as Mentoring USA, The Mentoring Partnership of New York, The Children's Aid Society, Boys and Girls Clubs and Big Brothers–Big Sisters to name a few. Season ticket holders can donate tickets online through My Jets Account at www.newyorkjets.com or by mail to the following address:

TIX FOR KIDS PROGRAM
c/o United Way of New York City
2 Park Avenue
New York, NY 10157-2550

D'Brickashaw Ferguson with his parents at the annual United Way Gridiron Gala.

Hometown Huddle

The NFL/United Way Hometown Huddle is an NFL-wide day of service that provides NFL players, coaches, wives and staff from each team the opportunity to participate in a variety of community-service activities, including such projects as building playgrounds, serving food to the homeless, visiting local military bases and funding after-school programs for underserved children. Started in 1999 by the NFL and United Way, Hometown Huddle continues to help make a difference in local NFL communities.

Dustin Keller, Matt Higgins, John Franklin, Scott Eveland and Vernon Gholston cut the ribbon at Beechcrest Park to a new fitness zone.

Morris Area Wellness Partnership

The Morris County Wellness Partnership

To respond locally to the national childhood obesity epidemic, a group of key Morris County leaders came together and formed the Morris Area Wellness Partnership. The Morris Area Wellness Partnership represents local government, healthcare, community, education, foods and nutrition and built environment. Determined not just to stand on the sidelines as our youth are being diagnosed with diabetes and other serious illnesses related to obesity, the steering committee created the grassroots marketing campaign "Eat Smart-Move More" to serve as a community call-to-action for inspiring change at the local levels.

The Morris Area Wellness Partnership collaborated with Morristown Memorial Hospital and the Morris County Park Commission to officially launch its "Eat Smart-Move More" campaign this year at "Move it Morris Day." This free community event held at Lewis Morris County Park designed to showcase the various educational and physical health and wellness resources available in Morris County to children and their families.

Stadium Drives

Each season the New York Jets host several stadium drives to collect donations and help create awareness for important issues facing our community. In 2009 the Jets will hold food, toy and coat drives. In addition, the Jets will host what is considered to be the only ALR Lupus Awareness Day at the Meadowlands on Sept. 27 vs. Tennessee, where approximately $30,000 has been collected over three years. The annual food drive on Nov. 15 vs. Jacksonville benefits the Interfaith Nutrition Network which addresses issues of hunger and homelessness on Long Island. The toy drive on Nov. 29 vs. Carolina supports the U.S. Marine Reserve Corps Toys-for-Tots program, which distributes toys to needy kids during the Christmas season and the annual coat drive on Dec. 20 vs. Atlanta supports Jersey Cares, which provides New Jersey's neediest citizens with coats during the winter months.

High School Coach of the Week

The 2009 season is the 13th that the Jets will participate in the High School Coach of the Week Program. Locally, the Jets' award is given weekly during the season to a coach in the tri-state area who serves the best interests of the game through the teaching of sound football fundamentals, the motivation of young players to achieve, and the promotion of youth football by way of dedication to his community, his school and his student-athletes. High school football reporter Mike Quick of the television show High School Weekly and the New York Jets community relations department select the winner. Each winner is recognized on Tuesday night as well as being awarded $1,000 for his high school's football program from NFL Charities. At the end of the high school football season, a Coach of the Year is selected. The winner of the Coach of the Year is awarded $2,000 for his high school's football program.

A League wide initiative, the High School Coach of the Week Program aids in the development of youth football. It gives high school coaches the recognition they deserve, and provides high schools with financial assistance in maintaining and upgrading their football programs.

New York Jets Taste of the NFL Benefit

Featuring the best of football, food and fun, the annual New York Jets Taste of the NFL Benefit raises money for New York Jets Foundation. In 2009 the New York Jets Taste of the NFL raised approximately $200,000.

The *Star-Ledger* (NJ) Newspaper Football Fanfare/Kid Reporter of the Week

The *Star-Ledger* (NJ) Newspaper Football Fanfare/Kid Reporter of the Week program motivates participating classes with dozens of hands-on activities. Students study the newspaper to complete exercises that reinforce skills in language arts, geography, social studies, science, reading and math. All Star-Ledger participants receive the *Star-Ledger* delivered free, compliments of the New York Jets. Teachers receive a free curriculum guide, "Pigskin Geography," with dozens of challenging learning activities. Two students are selected each week to be the Jets' guests at each home game, where they serve as "kid reporters" and interview a Jets player. These student "player profiles" are featured each week in the sports pages of the *Star-Ledger*. A total of 104 teachers currently participate and about 20,000 students each week take part in this program. As a wrap-up for the program, students from several New Jersey schools are invited to an event held in the Meadowlands press box, where Jets players speak to them.

Dustin Keller is interviewed after a Jets home game by a *Star Ledger* Kid Reporter.

Walter Payton Man of the Year

Since 1970, the NFL has awarded the Walter Payton NFL Man of the Year award to recognize a player's off-the-field community service as well as his playing excellence.

The New York Jets named fullback **Tony Richardson** the 2008 Jets Walter Payton NFL Man of the Year. As the Jets award winner, Tony received $1,000 to donate to the Rich in Spirit Foundation, his 501(c)(3) organization of choice. He was eligible to win the national Walter Payton NFL Man of the Year award and be recognized at a news conference during Super Bowl week in Tampa Bay. The national winner receives $25,000 to donate to the 501(c)(3) organization of his choice. Through his Rich in Spirit Foundation and the New York Jets community relations department, Tony has impacted many lives throughout the tri-state area, Kansas City and Minnesota.

Tony Richardson congratulates a student for the Be A Champion program.

Jets Sports Wrap

The New York Jets have partnered with Rock and Wrap it Up!, a national nonprofit organization whose mission is to feed all those who hunger using safely recovered edible leftover food from arenas where major concerts and sporting events occur.

The objective is to eliminate hunger, thereby reducing poverty. The savings generated by not having to provide food to these shelters will be used to attack the root causes of poverty. Since Rock and Wrap it Up!'s inception in 1990, more than 15 million pounds of food have been picked up, feeding over 30 million people. All donors are protected from liability by the Bill Emerson Good Samaritan Act of 1996.

Rock and Wrap it Up! accomplishes its goals of feeding the hungry through food recovery using local volunteers and delivering to neighborhood pantries and kitchens. The concept is simple: Once a band goes on stage, whatever food is left over that has been prepared but not served is picked up by Rock and Wrap it Up! volunteers and delivered to a local food shelter. Along the same premise, Rock and Wrap it Up! works with the Jets to pick up food from our home games that has been prepared and not served and deliver it to food shelters Mount Vernon Missionary Baptist and St. Rocco's Outreach - Project Solution in Newark, NJ.

STAFF DIRECTORY

CLUB INFORMATION

STADIUM	Meadowlands (80,242) East Rutherford, NJ
SURFACE	FieldTurf
COLORS	Green and White
RADIO	ESPN Radio (1050) WABC-AM (770)
REGULAR SEASON TV	CBS, ESPN, FOX, NFL Network, NBC
PRESEASON TV	WCBS, WNBC, ESPN
Chairman & CEO	**Woody Johnson**

EXECUTIVE STAFF

Executive Vice President, Business Operations	Matt Higgins
Assistant to the EVP/Business Operations	Nicole Amaral
Executive Vice President, Finance & Stadium Development	Thad Sheely
Assistant to the EVP/ Finance & Stadium Development	Jocelyn McKnight
Executive Vice President/General Manager	Mike Tannenbaum
Assistant to the EVP/General Manager	Nikolaos Filis
Assistant General Manager	Scott Cohen
Vice President, College Scouting	Joey Clinkscales
Vice President, Finance/Chief Financial Officer	Mike Gerstle
Vice President, Design and Construction, New Jets Stadium	Robert Jordan
Vice President, Finance/Controller	Mike Minarczyk
Vice President, Broadcasting & Production	Bob Parente
Vice President, Corporate Sales	Marc Riccio
Vice President, Consumer Sales & Service	Robert Sullivan
Vice President, Security	Steve Yarnell

COACHING STAFF

Head Coach	Rex Ryan
Assistant to the Head Coach	Casey Lane
Head Strength & Conditioning	Sal Alosi
Offensive Assistant	Mike Bloomgren
Assistant Head Coach/Offensive Line	Bill Callahan
Quarterbacks	Matt Cavanaugh
Assistant Strength & Conditioning	Ryan Cidzik
Assistant Quarterbacks	John DeFilippo
Tight Ends/Assistant Offensive Line	Mike Devlin
Wide Receivers	Henry Ellard
Assistant Special Teams	Ben Kotwica
Defensive Line	Kerry Locklin
Running Backs	Anthony Lynn
Special Teams	Kevin O'Dea
Quality Control - Defense	Jim O'Neil
Defensive Coordinator	Mike Pettine
Assistant Defensive Backs	Doug Plank
Offensive Coordinator	Brian Schottenheimer
Quality Control - Defense	Brian Smith
Senior Defensive Assistant/Linebackers	Bob Sutton
Assistant Strength & Conditioning	Kyle Thorne
Defensive Backs	Dennis Thurman
Defensive Assistant	Jeff Weeks
Special Teams Coordinator	Mike Westhoff

FOOTBALL ADMINISTRATION

Director, Football Administration	Ari Nissim
Manager, Football Administration	Jacqueline Davidson

PLAYER DEVELOPMENT

Director, Player Development	David Szott

PLAYER PERSONNEL

Senior Personnel Executive	Terry Bradway
Assistant Director, Player Personnel	JoJo Wooden
Assistant, Player Personnel	Kathryn Smith

PRO PERSONNEL

Director, Pro Personnel	Brendan Prophett
Pro Scout	Brock Sunderland
Assistant, Pro Personnel	Cole Hufnagel

COLLEGE SCOUTING

Assistant Director, College Scouting	Michael Davis
Coordinator, College Scouting	Dan Zbojovsky
Senior Personnel Consultant	Jesse Kaye
National Scout	Jim Cochran
College Scout	Jeff Bauer
College Scout	Matt Bazirgan
College Scout	Joe Bommarito
College Scout	Jay Mandolesi
College Scout	Noel Mazzone
College Scout	Gary Smith

STAFF

ACCOUNTING/ FINANCE

Manager, Accounting	Edward Feeley
Manager, Accounting	Dennis Mayer
Financial Analyst	Jennifer Oliveira
Administrator, Accounts Payable	Theresa Hunziker
Senior Payroll Specialist	Kachana Wilder

ATHLETIC TRAINING

Head Athletic Trainer	John Mellody
Assistant Athletic Trainer	Joshua Koch
Assistant Athletic Trainer	David Zuffelato
Seasonal Intern	Ezron Bryson
Seasonal Intern	Bobby Daplyn
Seasonal Intern	John Rich

BOX OFFICE

Senior Director, Ticket Operations	Jeff Hecker
Director, Ticket Operations	Michele Spadavecchia
Coordinator, Ticket Operations	Rick Bencivenni
Coordinator, Ticket Operations	Nora Neustadt

BROADCASTING & MULTIMEDIA PRODUCTION

Senior Director, Broadcasting & Multimedia Production	Rich Gentile
Assistant, Broadcasting & Multimedia Production	Ryann Ruzika

BUILDING OPERATIONS

Director, Building Operations	Michael Lebet
Facility Technician	Harvey Flatt
Facility Technician	James Hadzimichalis
Facility Technician	Thomas Loosse
Facility Technician	Eugene Martel
Facility Technician	Oswald Pierre

COMMUNITY RELATIONS

Director, Community Relations	Jesse Linder
Coordinator, Community Relations	Charles Wande

CORPORATE MARKETING & BUSINESS DEVELOPMENT

Senior Director, Sales	Bob Brennfleck
Director, Sales	Tracy Belmear
Director, Corporate Sales	Jeff Fernandez

CORPORATE PARTNERSHIPS

Senior Director, Corporate Partnerships	Jennifer Linn
Manager, Corporate Partnerships	Jennifer Miceli
Manager, Corporate Partnerships	Katie Schmeltzer
Coordinator, Corporate Partnerships	Andrew Agro
Coordinator, Corporate Partnerships	Sandra Osipowitz

CONSUMER SALES & SERVICE

Director, Consumer Sales & Service	Ashwin Puri
Executive Assistant, Consumer Sales & Service	Christie Upton
Sales Manager, New Jets Stadium	Mike Barrett
Sales Manager, New Jets Stadium	Larry Fitzpatrick
Sales Specialist, New Jets Stadium	Dan Asip
Sales Specialist, New Jets Stadium	Michael DeMarino
Sales Specialist, New Jets Stadium	Emmanuel Jacobo
Sales Specialist, New Jets Stadium	Christie Landi
Sales Specialist, New Jets Stadium	Richard Larcara
Sales Specialist, New Jets Stadium	Guy Lepore
Sales Specialist, New Jets Stadium	Mike Meirowitz
Sales Specialist, New Jets Stadium	Nick Nicastro
Sales Specialist, New Jets Stadium	Andrea Pagnanelli
Sales Specialist, New Jets Stadium	Ryan Thorman
Sales Specialist, New Jets Stadium	Kathleen Waddell
Sales Coordinator, New Jets Stadium	Kara Beussink
Sales Coordinator, New Jets Stadium	Marc Philobos

EQUIPMENT

Director, Equipment	Gus Granneman
Manager, Equipment	Vito Contento
Coordinator, Equipment	Cortez Robinson
Assistant, Equipment	Jim Gallione
Seasonal Assistant	Brendan Burger

EVENTS & GAME OPERATIONS

Director, Events & Game Operations	Brian Mulligan
Coordinator, Events & Game Operations	Mike Alperstein
Director, Flight Crew	Denise Garvey

GROUNDS

Director, Fields & Grounds	Blake Hoerr
Manager, Fields & Grounds	Matthew Henn
Assistant, Fields & Grounds	Jonah Snyder
Seasonal Assistant	John Gakle

INFORMATION & TECHNOLOGY

Senior Director, IT	Tom Murphy
Director, Network Services	Steve Piazza
Senior Manager, Website Technology	Paul Marsh
Audio/Visual Technician	Juan Bravo
Lead Software Engineer	Matthew Capogrosso
Software Engineer	Greg Saunsen
Help Desk Support, IT	Donald Schnaars

LEGAL/HUMAN RESOURCES/ADMINISTRATION

Senior Counsel/Director, Business & Legal Affairs	Hymie Elhai
Director, Human Resources	Regan Waters
Manager, Mail & Office Services	Robert Fanelli
Administrative Assistant, Human Resources	Lena Johnson
Receptionist	Antonia Francois
Administrative Assistant	Christine Patterson

MARKETING & MERCHANDISING

Senior Director, Merchandising	Chris Pierce
Senior Director, Marketing	Victoria Vitarelli
Senior Manager, Marketing & Corporate Communications	Jessica L. Ciccone
Manager, Creative Services	Michael Scott
Manager, Web Operations	Mike Ryan

MEDIA RELATIONS

Senior Director, Media Relations	Bruce Speight
Director, Media Relations	David Tratner
Senior Manager, Public & Media Relations	Jared Winley
Coordinator, Media Relations	Meghan Gilmore
Intern	Ashley Earle
Intern	Brandon Gross
Intern	Erin O'Grady

MEDICAL

Orthopedic Surgeon, Head Team Physician, Chairman of the Medical Department	Dr. Ken Montgomery
Team Orthopedist	Dr. Elliott Hershman
Director of Medical Services	Dr. Elliot Pellman
Associate Team Orthopedist	Dr. Andrew Willis
Associate Team Internist	Dr. David Tamres

NEW JETS STADIUM - CONSTRUCTION

Project Coordinator	Jennifer Swengler

OPERATIONS

Senior Director, Operations	Clay Hampton
Manager, Operations	Rich Bedell
Manager, Operations	Aaron Degerness
Coordinator, Operations	Montelle Sanders
Seasonal Assistant	Gavin Johnston
Seasonal Assistant, Operations & Community Relations	Ilyssa Wallach

SECURITY

Senior Director, Facility Security	Robert Mastroddi
Security Supervisor	Steve Ciasullo
Security Supervisor	John Giammarino
Security Supervisor	Tom McCauley
Security Supervisor	Manuel Morell
Security Supervisor	Mike Neary
Security	Clay Baldwin
Security	Tracy Bennett
Security	Bill Carroll
Security	Gerard Deluisi
Security	Joe Gasco
Security	Buddy Nocerino
Security	Craig Perrelli
Security	Joe Pizzi

VIDEO/FOOTBALL

Director, Video	Tim Tubito
Assistant, Video	Ryan Mahanes
Assistant, Video	Ryan O'Heir
Seasonal Assistant	Nicholas Miller
Seasonal Assistant	Matthew Hintz

WEBSITE/PUBLICATIONS

Director, Publications/Editor-in-Chief, newyorkjets.com	Randy Lange
Senior Manager, Website & Publications	Eric Allen
Team Photographer/Photo Manager	Al Pereira

NY
JETS
Reebok

WOODY JOHNSON

CHAIRMAN & CEO

Woody Johnson purchased the Jets in January 2000. Since then, the franchise has posted six winning seasons, appeared in six postseason games and captured an AFC East division title in 2002.

Johnson has instilled a philosophy that fans are the driving force behind a successful team. That philosophy permeates the culture of the entire organization from the front office to the field. In what has become a tradition at the Meadowlands, Johnson often walks the parking lot pre-game, moving from one tailgate party to the next in order to hear directly from the most loyal fans in the NFL.

Johnson also believes the organization should have every competitive advantage. In September 2008, the organization moved into the magnificent Atlantic Health Jets Training Center. Located at One Jets Drive, this 224,000-square-foot complex sitting on a majestic 27-acre campus in Florham Park, N.J., provides players, coaches and staff with a state-of-the-art learning, practice and working environment as well as unites the entire franchise under one roof.

In 2010, Johnson will deliver on his promise of giving the team and its fans a new home field when the New Jets Stadium opens its doors. This stadium will be an entirely green building for all Jets home games and events. The fan experience that is so important to Johnson will be vastly improved, from the parking lots to the new plaza to the concourses to the seats. This new stadium will be nothing like Jets fans have ever experienced – it will be the best venue in sports.

Johnson also firmly believes that the organization has a duty to enrich the greater community. The franchise's community relations efforts are aimed at promoting youth fitness, football and education. Over the past nine years, the Jets and their charitable foundation have raised or contributed more than $9 million to promote youth health, fitness and education, particularly in disadvantaged communities.

At the league level, Johnson works with team owners to address challenges faced by the NFL and ensure the continued prosperity of the league. Johnson served on the committee of owners that conducted the search that led to the selection of Roger Goodell as the NFL Commissioner. He is currently a member of the Business Ventures Committee, the Legislative Committee, the Investment Committee and the Los Angeles Stadium Committee.

Outside of the Jets, Johnson is active in a wide range of civic and philanthropic activities related to improving the health of millions of Americans. He is founder and chairman of the Alliance for Lupus Research, which has raised more than $50 million since 2000 to fund and accelerate research that will prevent, treat and cure lupus.

Johnson also serves as chairman of Juvenile Diabetes Research Foundation International.

Johnson is chairman and CEO of The Johnson Company, Inc., a private investment company. He is a member of the founding family of Johnson & Johnson, the worldwide health-care company, and a trustee of the Robert Wood Johnson Foundation, which is the nation's largest philanthropic organization devoted to health and health care.

He has served in various capacities within government agencies and has been a strong advocate for increased government spending for diabetes and lupus research. He was appointed by the Secretary of Health and Human Services to a three-year term on the National Diabetes and Digestive and Kidney Diseases Advisory Council, which is affiliated with the National Institutes of Health. He also served a three-year term on the President's Export Council.

Johnson is active in the political arena and served as the National Finance Chair for the 2008 Republican Convention. He is a director of Mayor Michael R. Bloomberg's Fund to Advance New York City and a member of the board of the National September 11 Memorial and Museum at the World Trade Center. He also lends his time and talents to the Council on Foreign Relations and is a trustee of the Wildlife Conservation Society.

He recently received the Woodrow Wilson Award for Corporate Citizenship and began co-hosting a new segment, Playmakers, on Fox Business Network's America's Nightly Scoreboard with David Asman. On Playmakers, Asman and Johnson invite guests to discuss timely issues and topics affecting business, politics and sports. While the guests are experts in one of these areas, the issues and topics discussed not only affect the guest's sector but the nation and world at large.

Johnson has three daughters and two sons and lives in New York City with his wife, Suzanne. He received his bachelor's degree from the University of Arizona.

EXECUTIVE STAFF

MATT HIGGINS

EXECUTIVE VICE PRESIDENT, BUSINESS OPERATIONS

EXPERIENCE:
NFL: 6TH / Jets: 6TH

Matt Higgins is entering his sixth season with the Jets, and second as executive vice president of business operations. Higgins reports directly to Jets Chairman and CEO Woody Johnson. Initially hired as vice president of strategic planning in 2004, he was elevated to senior vice president of business operations in 2007. Higgins oversees all elements of business operations, including marketing, sponsorships, legal, human resources, public affairs, media relations, merchandising, internet and broadcasting.

Prior to joining the Jets, Higgins was involved in the recovery of Lower Manhattan since Sept. 11, 2001. In the immediate aftermath of the attacks, he was named vice president for communications of the agency charged with rebuilding the World Trade Center site, the Lower Manhattan Development Corporation (LMDC). In May 2003, Higgins was named chief operating officer, where he provided daily oversight and direction to the staff of the LMDC and spearheaded major initiatives. During his tenure, the agency completed the largest design competition in history, resulting in the selection of Daniel Libeskind's master plan, and selected a design for the Sept. 11 national memorial from among thousands of submissions.

Before his work with the LMDC, Higgins served as press secretary to former New York City Mayor Rudolph W. Giuliani, was director of corporate communications for Kozmo.com and was assistant editor of the Queens Tribune.

Higgins was honored as one of the top 40 executives under 40 in New York by Crain's New York Business and is a member of the board of PENCIL, an organization that fosters partnerships between the private sector and New York City schools. He holds a Bachelor of Arts degree in political science from Queens College and a Juris Doctorate from the Fordham University School of Law, where he served on Law Review. Born in Bayside, NY and a survivor of testicular cancer, Higgins resides with his wife, Michele, their son Matthew Jr. and daughter Collette in Madison, NJ.

THAD SHEELY

EXECUTIVE VICE PRESIDENT, FINANCE AND STADIUM DEVELOPMENT

EXPERIENCE:
NFL: 9TH / Jets: 9TH

Thad Sheely is entering his ninth season with the Jets and his second as the executive vice president of stadium development and finance. Sheely reports directly to Jets Chairman and CEO Woody Johnson. He was initially hired by the Jets as the vice president of stadium development in 2001.

He oversees all matters related to the New Jets Stadium, including the design and construction of the stadium, and the marketing and sales of sponsorship, suites and club seats. He was responsible for the construction and operation of the team's new training facility, the Atlantic Health Jets Training Center in Florham Park, NJ. Sheely also oversees team finance, information technology, ticketing operations and the development of new business ventures.

Prior to joining the Jets, Sheely was the Miami Heat's vice president of business development where he contributed in the effort to build the new American Airlines Arena and managed the team's diverse interests in sports, entertainment and facility development.

He began his career in sports as an investment banker with Prudential Securities' Sports Facility Finance Group, responsible for structuring financing solutions for professional sports teams. Sheely has served as an adjunct professor at NYU's Tisch School of Sports, Hospitality and Management, lecturing on sports facility finance.

He received an undergraduate degree from Columbia College where he was a three-year letterman in varsity heavyweight crew, and he received his MBA from the Stanford Graduate School of Business. He was raised in Youngstown, OH, and resides with his wife, Gabrielle, and son, Ben, in Montclair, NJ.

MIKE TANNENBAUM

EXECUTIVE VICE PRESIDENT/GENERAL MANAGER

EXPERIENCE:
NFL: 16TH / JETS: 13TH

Mike Tannenbaum was named General Manager of the New York Jets on Feb. 7, 2006 and added the title of Executive Vice President on June 17, 2008.

Tannenbaum reports directly to Jets Chairman and CEO Woody Johnson and is responsible for managing all football operations, including the coaching staff, overseeing pro and college scouting, supervising salary cap management and contract analysis, video and football technologies, equipment, operations, training and medical personnel, as well as training camp and turf management.

He is charged with establishing and implementing policies and practices, and is involved in all areas of financial planning with respect to personnel decisions in the signing of free agents, the selection of players in the college draft, trades, waivers, and all related football activities.

"Mike was right for this challenge because the job of General Manager has broadened to become more complex in the NFL," said Jets' Owner Woody Johnson on hiring Tannenbaum. "Mike has brought broad perspective to his role."

Tannenbaum's belief in developing players within the Jets' system mirrors his own ascent to the position of General Manager. He was first hired by the Jets on Feb. 19, 1997 by Bill Parcells as the Director of Player Contract Negotiations, which emphasized his expertise and knowledge of the salary cap.

For a decade, Tannenbaum paid his dues, learning from the likes of Parcells, Dick Haley and Terry Bradway while being involved in almost every conceivable type of transaction. After his first three seasons under Parcells and Haley, he added Pro Player Development to his title in 2000. When Bradway was hired as General Manager in 2001, Tannenbaum was promoted to Assistant General Manager/Director of Pro Personnel. Before being elevated to the GM role, Tannenbaum served as the team's Senior Vice President, Football Operations/Assistant General Manager.

Whether it was the widely-acclaimed signing of Curtis Martin in 1998, signing four first-round picks, including Jets defensive end Shaun Ellis in 2000, or trades for Pro Bowlers Thomas Jones in 2007 as well as Brett Favre and Kris Jenkins in 2008, Tannenbaum has grown from an administrator specializing in the salary cap to a General Manager who can evaluate personnel, negotiate contracts and lead an organization that has become known for aggressively exhausting all channels to acquire players.

Under Tannenbaum, the Jets have mined the draft for players that have started a combined total of 214 games. In 2008, the Jets led the league with seven Pro Bowl players, acquiring all seven players through trades (Brett Favre, Kris Jenkins, Thomas Jones), free agency (Alan Faneca) or the draft (Nick Mangold, Leon Washington, Darrelle Revis) since Tannenbaum assumed the GM role in 2006.

His first draft in 2006 began with the selection of two offensive linemen, as the Jets became the first team since the 1975 Rams to select two offensive linemen in the first round. Both D'Brickashaw Ferguson, chosen fourth overall, and Nick Mangold, selected 29th overall, were named to various NFL

CAREER AT A GLANCE

Years	Team/School	Position
1994	New Orleans Saints	Intern
1995	Cleveland Browns	Player Personnel Assistant
1996	New Orleans Saints	Player Personnel Assistant
1997-99	New York Jets	Director of Player Contracts
2000	New York Jets	Director Pro Player Development/ Player Contracts
2001-03	New York Jets	Assistant General Manager/ Director of Pro Personnel
2004-05	New York Jets	Assistant General Manager/ Senior Vice President, Football Operations
2006-07	New York Jets	General Manager
2008-	New York Jets	Executive Vice President/ General Manager

All-Rookie teams and have started every game since joining the club, and Mangold was named to the Pro Bowl in 2008.

The 2006 draft also produced Leon Washington, a dynamic big-play threat who blossomed into a Pro Bowl returner and led the NFL with a team-record 2,332 combined yards in 2008 after he established a team single-season record with three kickoff returns for touchdowns in 2007. That draft class started 47 games in 2006 and helped the Jets advance to the first round of the NFL Playoffs with a record of 10-6 in Tannenbaum's first season at the helm, a six-win improvement from the 2005 campaign.

2007 continued Tannenbaum's trend of productive drafts as cornerback Darrelle Revis, the team's first round choice, and linebacker David Harris, selected in the second round, became starters and earned all-rookie recognition. Harris paced the team in tackles in 2007 and Revis has quickly developed into one of the NFL's top cornerbacks, earning Pro Bowl recognition in 2008 after leading the team in interceptions.

In 2008, Tannenbaum traded up into the first round for the team's second selection and tabbed tight end Dustin Keller, who stood second in receptions among rookie tight ends and finished tied for third among all NFL tight ends in catches over the final half of the regular season.

The Jets 2009 off-season again reflected a microcosm of Tannenbaum's belief as the club was active in free agency and the trade market and boldly traded a combination of players and draft choices to move up to the fifth spot of the draft.

Tannenbaum is intent on building from within, and has followed through on that pledge, signing wide receiver Jerricho Cotchery, guard Brandon Moore, defensive tackle Sione Pouha, safety Kerry Rhodes, and linebacker Bryan Thomas to long-term contract extensions.

Before coming to the Jets, the Needham, MA, native was with the New Orleans Saints in 1996 and the Cleveland Browns in 1995, spending both seasons as a player personnel assistant. He worked as an intern with the Pittsfield (NY) Mets of the New York-Penn League (Class A) in 1991 before moving on to Tulane Law School, where he graduated Cum Laude and earned his certificate in sports law while interning with the Saints.

Selected to the NFL General Managers Advisory Committee in 2008, Tannenbaum was appointed to the Board of Directors of the Sports Lawyers Association in 2008 and is also a member of the American Bar Association in the Sports and Entertainment division. He graduated from the University of Massachusetts with a degree in accounting, and earlier graduated from Needham High School in Boston.

Tannenbaum has been a longtime supporter of numerous charitable endeavors and has served as a Chairman for the Alliance for Lupus Research's Walk. Born in New York City, Tannenbaum and his wife, Michelle, reside in New Jersey with their daughter and son.

MICHAEL GERSTLE

VICE PRESIDENT, FINANCE/CHIEF FINANCIAL OFFICER

EXPERIENCE:
NFL: 31ST / Jets: 31ST

Michael Gerstle is entering his 31st season with the Jets and eighth season as vice president of finance. Promoted to his current position in 2001, Gerstle oversees the organization's entire fiscal operation and is responsible for team financial and tax matters and interaction with the NFL as well as local and federal government officials.

Gerstle is responsible for financial reporting and planning, as well as tax and treasury matters. He was promoted to the position of controller in 1991 and held that position until 1993, after holding the position of assistant controller from 1979-90.

Gerstle is a 1970 graduate of the University of Wisconsin with a degree in accounting. He earned his MBA from Pace University in 1980. He is a member of the American Institute of Certified Public Accountants and holds his CPA license from the state of New York. He began his career at the accounting firm of Peat, Marwick, Mitchell in 1970 as a junior accountant before moving to Degussa Chemical in 1974. He worked for Time Warner Cable and the Hertz Truck Division as budget director before joining the Jets in 1979. An avid golfer, Gerstle's other interests include reading, traveling and cooking. He and his wife, Donna, have a daughter, Michelle and a new grandson, Jack. The family resides in Staten Island, NY.

ROBERT D. JORDAN CFE

VICE PRESIDENT, DESIGN AND CONSTRUCTION, NEW JETS STADIUM

EXPERIENCE:
NFL: 5TH / Jets: 5TH

Bob Jordan is in his fifth full season with the New York Jets as vice president, design and construction for the New Jets Stadium LLC. He is responsible for the design and development of the New Jets Stadium, scheduled to open in 2010.

Jordan has more than three decades of public assembly facility design and operation experience. Most recently, Jordan directed the operational design and development of the American Airlines Center (AAC) in Dallas, home of the NHL's Dallas Stars and the NBA's Dallas Mavericks. Prior to the AAC, Jordan directed the operations of Reunion Arena in Dallas.

Leading to the position in Dallas, Jordan had been involved in the design, management and operations of numerous major public assembly facility projects. Throughout his career, Jordan has focused on the efficiency and the uniqueness of the design and operation of facilities and how that efficiency can enhance the guest experience and maximize revenue opportunities.

Jordan began working in facilities as a stagehand in high school and has continued working in the industry in every department and discipline, including finance, marketing, operations and development. Jordan is a 1981 graduate of the University of Texas at Arlington with a BBA in finance. Immediately following his graduation, Jordan owned and operated his own special-events production and design firm before moving into the facility management field.

Originally from Woodstock, Ontario, Canada, Jordan is an avid hockey player. He is active in the International Association of Assembly Managers (IAAM), the leading association of public assembly facilities, and serves on the Board of Directors of The Sports Video Group, the association of sports broadcasting networks and companies. Jordan and his wife, Karyn, have two daughters and one son.

MIKE MINARCZYK

VICE PRESIDENT, FINANCE/CONTROLLER

EXPERIENCE:
NFL: 19TH / Jets: 19TH

Mike Minarczyk is entering his 19th season with the Jets, overseeing all aspects of the accounting department. Minarczyk joined the Jets in 1991 as assistant controller after spending five years as an auditor with Ernst & Young, where he earned the professional accreditation of Certified Public Accountant.

He received a Bachelor of Science degree in accounting from St. John's University in 1987 and returned for his MBA in finance, which he completed in 2000. Born in Queens, NY, Minarczyk and his wife, Diane, have two sons, Michael and Bryan.

BOB PARENTE

VICE PRESIDENT, BROADCASTING AND PRODUCTION

EXPERIENCE:
NFL: 33RD / Jets: 33RD

Bob Parente is entering his 33rd season with the Jets and ninth season as a vice president. He was promoted to vice president, business operations on May 22, 2001 and on Sept. 18, 2006 was named vice president, broadcasting & production.

In his current capacity, Parente manages broadcasting, multimedia production, game operations and special events. Parente works closely with SNY (SportsNet New York) on the production, scheduling and promotion of all team shows on SNY - "Jets Nation," "Jets Open Mic," "Jets Extra Point," "Jets Game Plan" and "Jets Post Game Live" as well as specials created for draft day and training camp coverage.

New in 2009, "Jets Flight Plan" will air on WCBS-TV Ch. 2. Past programming Parente produced for WCBS-TV included the Emmy Award-winning programs "Jets 24/7" and "Generation Jets." In 2004, he added the responsibility of executive producer for the Jets' radio broadcast on 1050 AM ESPN New York. Games are simulcast in New York on 77 WABC.

Prior to his promotion to vice president, he served as executive director of business operations from 1993-2001. A 1977 graduate of Villanova University with a degree in political science, he also received an MBA from Pace University in Manhattan in 1983.

Parente has been a Jets season ticket holder since 1964 and has been to every home game since the age of nine, except while attending college.

In his spare time, the Jackson Heights, Queens native enjoys golfing and fishing and has served as an administrator and coach in the Long Island Junior Soccer League. He and his wife, Carmen, have two daughters, Diana, a graduate of Syracuse University, and Victoria, a graduate of Stanford University currently attending Stony Brook Medical School.

MARC RICCIO

VICE PRESIDENT, CORPORATE SALES

EXPERIENCE:
NFL: 14TH / Jets: 14TH

Marc Riccio is entering his 14th season with the New York Jets and will begin his fifth season as vice president, corporate sales. Riccio directs the corporate sales/business development group, the corporate partnership department and the organization's merchandise division.

The corporate sales/business development group is responsible for all major revenue generating initiatives, luxury suite sales and all sponsorship and advertising programs for the Jets. The corporate partnership department manages the day-to-day interaction and execution of all these partnership programs. These departments work with national and regional businesses to create and execute these platforms in several Jets TV shows, play-by-play radio, all Jets print properties, stadium signage, newyorkjets.com, special event marketing, premium hospitality and in-market consumer promotions.

Prior to his promotion, Riccio was senior director of marketing and business development where he was responsible for corporate sponsorship and advertising sales. He also spent five seasons as the director of marketing and senior marketing manager, respectively.

Before joining the Jets, Riccio served as the director of marketing and development for intercollegiate athletics at Hofstra University. During his seven years at Hofstra, he developed athletic marketing, sponsorship and fundraising programs.

A native of Canandaigua, NY, he holds a Bachelor of Arts in communications arts, television broadcasting and a Master of Business Administration in marketing from Hofstra University along with a Juris Doctor from St. John's University School of Law.

Riccio and his wife, Karen, have two sons, Tyler and Ryan, and a daughter, Jillian. The family resides in Rockville Centre, NY.

ROBERT SULLIVAN

VICE PRESIDENT, CONSUMER SALES AND SERVICE

EXPERIENCE:
NFL: 4TH / Jets: 1ST

Rob Sullivan is entering his fourth season in the NFL and first with the Jets as vice president, consumer sales and service. Sullivan is responsible for the relocation process from the Meadowlands to the New Jets Stadium, including the sale of personal seat licenses as well as the development of a customer service team for all club and non-club season ticket holders. He built a consumer sales and service team of 18 representatives to execute the seat relocation process as well as foster a culture of customer service.

Prior to joining the Jets, Sullivan was the senior director of consumer sales and marketing for the Oakland Raiders. Before working with the Raiders, Sullivan was the vice president, sales and service at Maloof Sports and Entertainment managing the season ticket renewals and new business acquisition process for the Sacramento Kings (NBA) and the Sacramento Monarchs (WNBA). Prior to that Sullivan spent nine years in Major League Baseball with the San Francisco Giants Baseball Club as the director, sales and marketing, leading a sales and service team responsible for selling charter seat licenses and luxury suites for the new home of the San Francisco Giants, Pacific Bell Park. Sullivan resides in New Jersey with his wife and two young children.

STEVE YARNELL

VICE PRESIDENT, SECURITY

EXPERIENCE:
NFL: 13TH / Jets: 13TH

Steve Yarnell is in his 13th season with the Jets and second season as the Vice President, Security. He joined the Jets after serving as a Special Agent with the Federal Bureau of Investigation (FBI).

In his current position, Yarnell directs security at training camp, all home and away games and provides valuable assistance to the General Manager and Head Coach during the period prior to the NFL Draft with regard to draft-eligible players. He also acts as the Jets liaison for security-related matters with the NFL, federal, state and local law enforcement agencies. While with the FBI, Yarnell worked on criminal and terrorism matters, including the investigation of the 1993 World Trade Center bombing, the crash of TWA Flight 800 and was responsible for the security of the highest-paid terrorism informant in the history of the FBI while serving in the National Security Division from 1980-1997.

He organized the New York Giants' security during the 1991 playoffs and Super Bowl XXV, at which time there was a heightened threat of terrorism due to the impending war in the Persian Gulf. Yarnell also managed security for the New England Patriots at Super Bowl XXXI.

Yarnell was a three-year letterman in football at the U.S. Military Academy (Army) at West Point, where he was coached by then-Army assistant coach Bill Parcells. He graduated with a Bachelor of Science degree and was commissioned an officer in the Infantry while also an honor graduate of the US Army's Ranger School and Airborne School.

Yarnell, raised in Key Biscayne, FL, was named "Citizen of the Year" by the New York State Police in April, 2004. Yarnell and his wife, Jane, reside in Westfield, NJ.

FOOTBALL/ STAFF



50 1960 SEASONS 2009 NY

REX RYAN

HEAD COACH

Born: 1962
Birthplace: Ardmore, OK
College: SW Oklahoma State
Hired: 1-21-09
Experience: NFL: 13th / Jets: 1st

On January 21, Jets Chairman and CEO Woody Johnson introduced Rex Ryan as the new Jets head coach.

For Rex, it is a sort of homecoming, returning to the franchise he first experienced in 1968 when his father, Buddy, was hired as the defensive line coach under Weeb Ewbank. That season culminated in the Jets' Super Bowl III victory in Miami with a six-year-old Rex Ryan watching from the stands in the Orange Bowl.

"This is like a dream come true. My dad started his pro coaching career with the Jets, and in his first year they won the Super Bowl. I'd love to do that, duplicate that this year, and we're going to do everything we can to get that going." – ***REX RYAN***

Look no further than the framed jerseys of Joe Namath, Winston Hill and Gerry Philbin hanging in Ryan's Atlantic Health Jets Training Center office to understand his appreciation of Jets history and to also shed some light on what the job means to him.

Ryan spent the last 10 seasons with the Baltimore Ravens, including 2008 as assistant head coach/defensive coordinator. During Ryan's tenure, the Ravens defense never ranked lower than sixth in the NFL. From 1999-2008, the Ravens ranked first for fewest points allowed (17.1 per game), fewest rushing yards allowed per game (87.3), most shutouts (9), most takeaways (337), most interceptions (212), most interceptions for touchdowns (29) and third-down conversion defense (33.9 percent). They ranked second in the NFL from 1999-2008 in total defense (280.7 ypg) and fourth in sacks (416). In those 10 seasons, the Ravens allowed an NFL-low 18 100-yard rushers, including none over the last 35 games.

Ryan began his Ravens career as the defensive line coach for Brian Billick in 1999, when the Ravens defense finished second in the NFL in total defense and second against the run. In 2000, the Ravens defense allowed the fewest points in a 16-game season in NFL history (165) en route to winning Super Bowl XXXV.

THE WORLD ACCORDING TO REX…

• **On his philosophy:** We have a philosophy here - you've heard of the K.I.S.S. philosophy, which is 'Keep It Simple Stupid,' that's for somebody else. Ours is a K.I.L.L. philosophy; we're going to 'Keep It Likable and Learnable.'

• **On preparation:** You're going to see our aggressive mentality through our preparation. You're going to see that on the practice field. We either go through it walk through speed or full speed. That's how you do things here, and that's how we're going to get it done. You can't expect a guy to know how to play on Sunday when he hasn't seen it throughout the week. So we go full speed, and that's the way it's going to get done.

• **On being aggressive:** You're going to see an attack team here. We're going to be aggressive on both sides of the ball and with our special teams. It's all about our team here. It's a team concept that we're going to have with the Jets. Our offense is going to pick up our defense. Our defense will pick up our offense and our special teams will pick us up on both sides of the ball.

• **On the offense and defense:** Our offense is going to build up our defense by the way we work against each other, and vice versa. Some games our offense may need to score 21 points. Sometimes our defense may need to shut them out. We're always going to pick each other up. It's about a team; it's not one side versus the other side, but we're going to compete against each other in practice.

• **On being a physical football team:** We will be an aggressive football team and a physical football team. We want to have an all weather offense and that starts with a running game, being able to run the football, because I think it's important. You've got to win when the snow falls to get where you want to go, and that's to win Super Bowls.

• **On taking on this challenge:** The only way I know how to handle a challenge is to hit that thing head on, and that's what we're going to do. The message to the rest of the league is, 'hey, the Jets are coming, and we're going to give you everything we've got, and that's going to be, I think, more than you can handle.' We're going to find out.

• **On his coaching staff:** There is no way that I could have envisioned putting together this kind of coaching staff. This is an all-star staff that I feel extremely fortunate to have. I am confident in my abilities, but I am a lot more confident in the abilities of these men. It's not something where these guys are working for me, they are working with me. It's our collective efforts that will lead this football team.

Ryan was promoted to defensive coordinator in 2005. During his four seasons in that role, the Ravens defense finished fifth (2005), first (2006), sixth (2007) and second (2008) in the NFL. In 2006, the defense allowed only 201 points and 264 yards per game as Ryan was named NFL Assistant Coach of the Year by Pro Football Weekly and the Pro Football Writers Association.

In 2008, new Ravens Head Coach John Harbaugh named Ryan assistant head coach/defensive coordinator. The Ravens 2008 defense allowed 261.1 yards per game, marking the fourth time since 1999 the Ravens finished second overall in the NFL. The 2008 Ravens allowed 244 points, third-fewest in the NFL, and led the NFL with 34 takeaways, 26 interceptions and a league-low 60.6 opponents' passer rating. Baltimore also yielded a league-low four rushing touchdowns.

"We knew when we convinced Rex to be with us in 2008, it would not be for long. He's not only ready to be a head coach. He's ready to be a successful head coach. He has a knack, a gift, for getting the most out of his players. He makes it interesting and fun for them, and they play hard for him." – JOHN HARBAUGH

Before joining the Ravens, Ryan was a defensive coordinator in college at Oklahoma (1998) and Cincinnati (1996-97). His first NFL coaching stint was with the Arizona Cardinals under his father, Buddy Ryan, when he oversaw the defensive line in 1994 and linebackers in 1995. Ryan has also coached at Morehead State (1990-93), New Mexico Highlands (1989) and Eastern Kentucky (1987-88).

Before Ryan became a coach himself, he had a chance to see one of the best defenses in NFL history up close, watching his father coach the 1985 Chicago Bears. He was a ball boy for those previous Bears teams early in his father's tenure as the defensive coordinator, getting to see legends like Walter Payton up close. He was off in college during that 1985 season, but on the sidelines during Super Bowl XX, when the Bears finished their 18-1 run with a 46-10 victory over New England and Buddy Ryan was carried off on his players' shoulders.

Ryan, 46, graduated from Stevenson High School in Prairie View, IL, and played football at SW Oklahoma State. He earned his Bachelor's Degree and Master's Degree in Physical Education at Eastern Kentucky in 1988.

Ryan was born in Ardmore, OK. He and his wife, Michelle, have two sons, Payton, named for Walter Payton, and Seth.

REX RYAN'S COACHING CAREER
(NFL – 12 seasons; College – 10 seasons)

1987-88: Eastern Kentucky (Head Coach Roy Kidd)
- Defensive Ends

1989: New Mexico Highlands (Head Coach George Martinez)
- Assistant Head Coach/Defensive Coordinator

1990-93: Morehead State (Head Coach Cole Proctor)
- Defensive Coordinator

1994-95: Arizona Cardinals (Head Coach Buddy Ryan)
- 1994, Defensive Line
- 1995, Linebackers

1996-97: Cincinnati (Head Coach Rick Minter)
- Defensive Coordinator

1998: Oklahoma (Head Coach John Blake)
- Defensive Coordinator

1999-08: Baltimore Ravens (Head Coach Brian Billick 1999-07; John Harbaugh 2008)
- 1999-2004, Defensive Line
- 2005-07, Defensive Coordinator
- 2008, Assistant Head Coach/Defensive Coordinator

MIKE PETTINE

DEFENSIVE COORDINATOR
VIRGINIA/DOYLESTOWN, PA

EXPERIENCE:
NFL: 8TH / Jets: 1ST

◊ Mike Pettine was the first assistant coach hired by Head Coach Rex Ryan at the Jets. He was present at Ryan's introductory press conference, 1/21/09. Coach Ryan often refers to Pettine as his "right-hand man."

◊ Coach Ryan on Mike Pettine: "Mike is a rising star in this league. We're fortunate that we were able to get him on our staff."

◊ Pettine's background in football is similar to Coach Ryan's background. While Rex learned from his legendary coaching father, Buddy, Pettine's coaching roots trace to his father, Mike, Sr., the head coach for 33 years at Central Bucks West HS in Doylestown, PA. Pettine played for his dad before graduating in 1984, and assisted him for five seasons (1988-92). When Mike Sr. retired as a head coach after the 1999 season, he was the winningest coach in the history of Pennsylvania High School football with a career record of 326-42-4.

◊ Pettine spent the past four seasons coaching the outside linebackers for the Baltimore Ravens and has been with the Ravens organization since 2002. Over the past four seasons, the Ravens defense finished fifth (2005), first (2006), sixth (2007) and second (2008) in the NFL. In 2006, the defense allowed only 201 points and 264 yards per game.

◊ The Ravens 2008 defense allowed 261.1 yards per game, finishing second overall in the NFL. The 2008 Ravens allowed 244 points, third-fewest in the NFL, and led the NFL with 34 takeaways, 26 interceptions and a league-low 60.6 opponents' passer rating. Baltimore also yielded a league-low four rushing touchdowns.

◊ As the Ravens outside linebackers coach, Terrell Suggs, Adalius Thomas and Jarret Johnson are among the players he tutored on a defensive unit that had always been among the stingiest in the NFL.

◊ Before he was promoted to OLB coach in 2005, Pettine assisted Ryan in 2004 coaching the defensive line. In 2002-03, Pettine used his computer expertise to help develop playbooks, scouting reports and video analysis for the defensive coaches. Through the years he has produced innovative coaching programs that utilize football video to develop playbooks and analyze game video.

◊ Before entering the NFL, Pettine was the head coach at North Penn HS in Towamencin Township, PA, a suburb of Philadelphia. Pettine's 1999 team was featured in the ESPN documentary, "The Season." That team went 11-2, with the only two losses to his father's Central Bucks (CB) West team, which won the state title in his father's final season as a head coach. His dad came out of retirement to assist him during the 2001 season, Pettine's final year coaching in high school.

◊ Pettine's teams won 45 games in five seasons at North Penn. He was also the head coach at William Tennent HS in Warminster, PA for two seasons, leading that team to a school-record nine wins in 1996.

◊ After coaching with his dad for five seasons, Pettine served as a graduate assistant on Johnny Majors' coaching staff at the University of Pittsburgh for two seasons (1993-94), where coincidentally he crossed paths with future Jets great Curtis Martin.

CAREER HIGHLIGHTS

◊ Pettine played free safety at Virginia under Head Coach George Welsh and was a two-year letterman (1986-87). He led the team in interceptions in 1986, including a school-record three in one contest vs. North Carolina State.

◊ He was an All-State quarterback and defensive back at CB West.

OFF THE FIELD

◊ Mike has three children, Megan, Ryan and Katie.

◊ Graduated from the University of Virginia with a degree in Economics.

◊ Played basketball in high school.

MIKE PETTINE'S FOOTBALL CAREER

Years	Team/School	Position
1984-87	Virginia	DB/QB (player)
1988-92	CB West HS	Assistant Coach
1993-94	University of Pittsburgh	Defensive GA
1995-96	W. Tennent HS	Head Coach
1997-2001	North Penn HS	Head Coach
2002	Baltimore Ravens	Coaching and Video Assistant
2003	Baltimore Ravens	Coaching Assistant/Quality Control
2004	Baltimore Ravens	Defensive Assistant
2005-08	Baltimore Ravens	OLB Coach
2009-	New York Jets	Defensive Coordinator

BRIAN SCHOTTENHEIMER

OFFENSIVE COORDINATOR
FLORIDA/OVERLAND PARK, KS

EXPERIENCE:
NFL: 11TH / Jets: 4TH

◊ Brian Schottenheimer was retained by Head Coach Rex Ryan as the offensive coordinator after one of the best offensive seasons in franchise history. He was originally named the Jets' offensive coordinator, 1/30/06, coming to the Jets after serving as quarterbacks coach for the San Diego Chargers for four seasons (2002-05). Schottenheimer's offensive scheme features multiple sets and flexibility, as well as a no-huddle component.

◊ After acquiring Brett Favre, 8/6/08, the 2008 Jets scored 405 points, only the third time in franchise history that they reached 400 points, and their 42 offensive touchdowns were their most since 1998. The offense ranked 16th in the NFL in total yards and ninth in rushing yards, both rankings were the team's highest since 2004. The running game, led by Pro Bowler Thomas Jones (AFC-leading 1,312 rushing yards, team-record 13 rushing touchdowns) and Leon Washington (448 rushing yards, six rushing touchdowns), averaged 4.75 yards per carry, fifth in the league and the best season mark in franchise history.

◊ In 2007, his offense produced a 1,000-yard rusher in Jones (1,119) and 1,000-yard receiver in Jerricho Cotchery (1,130).

◊ In 2006, Chad Pennington completed 65 percent of his passes for a career-best 3,352 yards, winning NFL Comeback Player of the Year, while Cotchery (82-961-6) and Laveranues Coles (91-1,098-6) combined for the most catches by any receiver tandem in Jets franchise history.

◊ At San Diego, he was instrumental in the development of Chargers' quarterback Drew Brees. Under his tutelage in 2004, Brees won NFL Comeback Player of the Year and earned a Pro Bowl berth when he threw 27 touchdown passes and completed over 65 percent of his passes.

◊ Prior to his stint in San Diego, worked for his father, Marty, on two previous occasions - as quarterbacks' coach for the Washington Redskins in 2001 and as offensive assistant/ quality control coach for the Kansas City Chiefs in 1998.

◊ Gained two years of coaching experience at the collegiate level, tutoring tight ends at Southern California in 2000 and wide receivers at Syracuse in 1999.

◊ Made his NFL coaching debut in 1997 as an offensive assistant for the St. Louis Rams.

CAREER HIGHLIGHTS

◊ Was a three-year letterman QB at the University of Florida under Steve Spurrier, serving as backup to Heisman Trophy winner Danny Wuerffel during the Gators' 1996 National Championship season. College statistics: 25-of-38 passing (65.8%), 290 yards, two touchdowns, ran for one additional touchdown.

◊ Quarterbacked Blue Valley HS in Stilwell, KS to the 1991 Kansas 5A state football championship as a senior while earning All-State first team and All-American honorable mention honors, throwing for 2,586 yards and 26 touchdowns in his prep career.

OFF THE FIELD

◊ Born in Denver, CO, graduated from Blue Valley High School in Overlad Park, KS.

◊ Wife, Gemmi. One son, Sutton, and one daughter, Savannah.

◊ Attended Kansas but then transferred to Florida, where he earned a degree in sports management in 1997.

◊ Brian is the son of former Chargers, Redskins, Chiefs and Browns Head Coach Marty Schottenheimer and nephew of veteran NFL coach Kurt Schottenheimer.

◊ Diagnosed in 2004 with thyroid cancer and underwent surgery to remove thyroid gland...Takes thyroid medicine daily.

BRIAN SCHOTTENHEIMER'S FOOTBALL CAREER

Years	Team/School	Position
1992	Kansas	Quarterback (player)
1993-96	Florida	Quarterback (player)
1997	St. Louis Rams	Offensive Assistant
1998	Kansas City Chiefs	Offensive Assistant
1999	Syracuse University	Wide Receivers
2000	Southern California	Tight Ends
2001	Washington Redskins	Quarterbacks
2002-05	San Diego Chargers	Quarterbacks
2006-	New York Jets	Offensive Coordinator

MIKE WESTHOFF

SPECIAL TEAMS COORDINATOR
WICHITA STATE/PITTSBURGH, PA

EXPERIENCE:
NFL: 27TH / Jets: 9TH

◊ Mike Westhoff begins his ninth season in charge of the Jets special teams...Since joining the Jets in 2001, Westhoff's units have annually ranked among the top units across the board in overall special teams rankings.

◊ The Jets 11 kickoff returns for touchdowns from 2001-08 under Westhoff are the most in the NFL in that time span... NE is second with eight, and CLE, CHI and BUF have seven.

◊ Five different players have returned kickoffs for touchdowns under Westhoff: Chad Morton (2), Jonathan Carter (1), Jerricho Cotchery (1), Justin Miller (3), Leon Washington (4).

◊ Washington was elected to the Pro Bowl in 2008 after finishing sixth in the AFC in kick returns (25.6) and seventh in the AFC in punt returns (10.4) as the Jets finished fourth-best in the NFL in average kickoff drive start (29.6 yard line).

◊ Miller was elected to the Pro Bowl in 2006, averaging 28.3 yards per return and taking back two kicks for touchdowns.

◊ Punt coverage unit did not allow a return over 18 yards in 2006...In 2004, the team's punt coverage unit was tied for fourth in the NFL in yards allowed per return, allowing opponents just 6.5 yards per return...In 2003, the highly-regarded Jets special teams finished second in the NFL in kickoff return average (24.4) and fourth in average start (31.6) and gross punting average (36.9).

◊ During his first two seasons (2001-02), kickoff coverage and kickoff return units combined to rank first in the NFL... In 2002, return teams scored four touchdowns, two each on punts and kickoffs and placed first in punt return average (16.0) in the NFL...Punt return unit was the only unit in the NFL to have 10 returns over 20 yards, while his punt coverage team was the only in the NFL not to allow a return of 20 yards or more in 2002...In 2001, special teams units earned a combined starting field position ranked first in the NFL (kickoff coverage ranked fifth in average kickoff drive start - 26.6 yard line; kickoff returns ranked second in average kickoff drive start - 31.2 yard line)...Also blocked two punts and returned both for touchdowns.

◊ Came to the Jets after 15 years with the Miami Dolphins. Cited in a vote by his peers as the "NFL Special Teams Coach of the Year" for his work during the 2000 season.

◊ From 1996-99, Miami produced the top-ranked punt and kickoff coverage units.

◊ Prior to joining the Dolphins, Westhoff spent a year (1985) as the offensive line coach for the USFL's Arizona Outlaws, and before that, he served three seasons (1982-84) with the NFL's Indianapolis Colts as the offensive line, tight ends and special teams coach.

◊ Began his coaching career as a graduate assistant at Indiana University, where he also earned his Masters degree in educational psychology in 1974.

◊ Freshman coach at Indiana in 1975 before moving on to coach the offensive line at Dayton in 1976. Defensive line and linebackers coach at Indiana State in 1977. Coached the offensive line at Northwestern (1978-80) and at TCU (1981).

CAREER HIGHLIGHTS

◊ Began his collegiate playing career at Wyoming in 1965, where he was a starting outside linebacker as a freshman for the Cowboys.

◊ Transferred to Wichita State where he started for three years at both center and linebacker, playing under defensive coordinator Bill Parcells.

◊ Voted team MVP as a junior and served as team captain as a senior before graduating in 1970 with a history degree.

OFF THE FIELD

◊ In 1989, the Dolphins' players honored Westhoff's dedication and courage by awarding him the NFL's Ed Block Courage Award as he battled bone cancer. Despite the treatments he endured, he continued to coach full time.

◊ Inducted into the Western Chapter of the Pennsylvania Sports Hall of Fame in 2000.

◊ Son, John, played football at the University of Pennsylvania and is attending law school at Indiana University...John and his wife, Elise, live in Indianapolis.

MIKE WESTHOFF'S FOOTBALL CAREER

Years	Team/School	Position
1965	Wyoming	Linebacker
1967-69	Wichita State	Center/Linebacker
1974	Indiana	Graduate Assistant
1975	Indiana	Freshman Coach
1976	Dayton	Offensive Line
1977	Indiana State	Defensive Line/Linebackers
1978-80	Northwestern	Offensive Line
1981	TCU	Offensive Line
1982-84	Baltimore/Ind. Colts	Offensive Line/Tight Ends/Special Teams
1985	Arizona Outlaws (USFL)	Offensive Line
1986-2000	Miami Dolphins	Special Teams
2001-2003	New York Jets	Special Teams Coordinator
2004-2005	New York Jets	Assistant Head Coach/ Special Teams Coordinator
2006-	New York Jets	Special Teams Coordinator

SAL ALOSI

HEAD STRENGTH & CONDITIONING
HOFSTRA/MASSAPEQUA, NY

EXPERIENCE:
NFL: 8TH / Jets: 7TH

◊Sal Alosi begins his third season as the head strength and conditioning coach with the Jets. Alosi has implemented a unique and comprehensive approach to the Jets program which encompasses multiple training disciplines geared towards increasing sports performance and maximizing each player's preparedness level. Additionally, he works closely with head athletic trainer John Mellody on all secondary rehabilitation programs for Jets players.

◊Returned to the Jets after spending the 2006 season directing the strength & conditioning program for the Falcons.

◊In 2003, he was hired full time by the Jets as the assistant strength & conditioning coach.

◊Entered the NFL as an intern with the Jets in 2002 working under former Jets' Strength & Conditioning Coach John Lott, who is now with the Arizona Cardinals.

◊Alosi was an assistant on the strength & conditioning staff at Hofstra University in 2001, when Hofstra won its first Atlantic 10 Conference football title, advancing to the Division 1-AA playoffs for the third consecutive year.

CAREER HIGHLIGHTS

◊Played four years for the Hofstra Pride at linebacker, where he earned two Division I-AA quarterfinal playoff appearances (1999, 2000) and led the team in tackles his senior year.

OFF THE FIELD

◊Earned Bachelor's Degree in Exercise Science from Hofstra.

◊Raised in Massapequa, NY on Long Island.

◊Younger brother, Pete, is currently the assistant strength & conditioning coach with the Arizona Cardinals.

◊Wife, Michele.

SAL ALOSI'S FOOTBALL CAREER

Years	Team/School	Position
1996-00	Hofstra University	Linebacker
2001	Hofstra University	Asst. Strength & Conditioning
2002-05	New York Jets	Asst. Strength & Conditioning
2006	Atlanta Falcons	Head Strength & Conditioning
2007-	New York Jets	Head Strength & Conditioning

MIKE BLOOMGREN

OFFENSIVE ASSISTANT
FLORIDA STATE/TALLAHASSEE, FL

EXPERIENCE:
NFL: 3RD / Jets: 3RD

◊Mike Bloomgren was promoted to offensive assistant after two years as a quality control coach for the offense.

◊Joined the Jets after serving as the offensive coordinator at Delta State University (Mississippi) where his Statesmen passed for over 7,500 yards in two seasons and advanced to the semifinals of the NCAA Division II Playoffs in 2006.

◊Before Delta State, held the role of co-offensive coordinator at Catawba College (NC) and led the Indians to the SAC Championship in 2003 and to the NCAA Division II playoffs in 2002 and 2004.

◊While at Alabama, Bloomgren worked under both Mike Dubose as a defensive GA and Dennis Franchione as a GA on the offensive line where they won the SEC in 1999.

◊Started his coaching career as an undergraduate assistant for Bobby Bowden at Florida State, a part of two ACC Championships (1997-98).

◊Prior to his coaching career, played tight end at Culver-Stockton College.

OFF THE FIELD

◊In 1999, Bloomgren graduated Magna Cum Laude with a Bachelor's in Sports Management from Florida State.

◊In 2001, earned a Masters in Higher Education at Alabama.

◊Wife, Lara; two sons: Tyler Scott (3), and Parker William, born in 2009.

MIKE BLOOMGREN'S FOOTBALL CAREER

Years	Team/School	Position
1996	Culver-Stockton College	Tight End (player)
1997-98	Florida State University	Undergraduate Coach
1999-2000	University of Alabama	Defensive GA
2001	University of Alabama	Offensive Line GA
2002-04	Catawba College	Co-Offensive Coordinator
2005-06	Delta State University	Offensive Coordinator
2007-08	New York Jets	Quality Control – Offense
2009-	New York Jets	Offensive Assistant

BILL CALLAHAN

ASSISTANT HEAD COACH/OFFENSIVE LINE
ILLINOIS BENEDICTINE/CHICAGO, IL

EXPERIENCE:
NFL: 11TH / Jets: 2ND

◊ Bill Callahan was retained by Head Coach Rex Ryan as assistant head coach/offensive line.

◊ In his first season with the Jets in 2008, coached two Pro Bowl linemen (Nick Mangold, Alan Faneca) and a third was an alternate (D'Brickashaw Ferguson)...The improved Jets running attack averaged 4.7 yards per carry, ninth in the NFL, and featured the AFC rushing champion, Pro Bowler Thomas Jones, who ran for 1,312 yards and scored a team-record 13 rushing touchdowns (up from one in 2007)... The offensive line also improved in pass coverage, limiting defenses to 30 sacks, down from 53 sacks allowed in 2007.

◊ Joined the Jets in 2007 after leading Nebraska to a Big 12 Conference Championship game appearance (2006) and two Bowl appearances in four seasons (27-22).

◊ Served as the head coach for the Oakland Raiders for two seasons (2002-03), logging a 15-17 regular season record and a 2-1 postseason mark.

◊ In his first season as a head coach on any level, led the Raiders to an 11-5 record, an AFC West title and a berth in Super Bowl XXXVII. The trip to the Super Bowl made Callahan only the fourth first-year head coach to lead a team to the Super Bowl in NFL history.

◊ Oakland led the NFL in passing and set new team records for total offensive yards (6,237), first downs (366), first downs passing (226), passes attempted (619), passes completed (418), passing yards (4,689) and highest completion percentage (67.5). His offense also ranked second in the NFL in points scored with 450 points (28.1 per game). As a result of his accomplishments, he was named Coach of the Year by the Columbus (OH) Touchdown Club and Rookie Coach of the Year by *Football Digest*.

◊ In a three-season span, all with Callahan as either the offensive coordinator or head coach, the Raiders went from leading the NFL in rushing, with 154.4 yards per game in 2000 to leading the league in passing, averaging 293.1 yards per game.

◊ He directed an offense in 2000 that set a Raider single-season record in fewest sacks allowed with 28, only to set a new record the next season, allowing just 27 sacks.

◊ In 1999, Oakland ranked third in the NFL in rushing yards and fifth in total offense. From 1999 through 2002, Oakland Raiders' offensive players earned 12 Pro Bowl appearances.

◊ Before joining the Raiders, Callahan coached the offensive line for the Philadelphia Eagles from 1995-97. His unit helped the Eagles rank second in the NFC in passing, fifth in rushing and third in total offense in 1997. In 1996, the Eagles led the conference in passing, ranked second in rushing and led the NFC in total offense. In 1995, the Eagles placed fourth in the league in rushing.

◊ Prior to joining the NFL, Callahan served as the offensive line coach at the University of Wisconsin where Badger offensive linemen earned nine first-team All-Big Ten honors

◊ During his time at Wisconsin, the Badgers won the Big Ten title and played in the 1994 Rose Bowl.

◊ As the offensive coordinator at Southern Illinois in 1989, his offense set 18 school records.

◊ Spent two seasons, 1987-88, as offensive line coach at Northern Arizona.

◊ Held various offensive positions for Mike White at the University of Illinois in seven seasons (1980-86), where he was first exposed to the West Coast offensive system first developed by Bill Walsh, whom White coached for at San Francisco before coming to Illinois.

CAREER HIGHLIGHTS

◊ Callahan started at quarterback for three seasons (1975-77) at Illinois Benedictine (Lisle, IL) where he earned honorable-mention All-America honors in 1976 and 1977.

OFF THE FIELD

◊ Born in Chicago, IL, attended Mendel Catholic HS.

◊ Wife, Valerie. Four children: Daughters, Cathryn and Jaclyn. Sons, Brian and Daniel.

◊ Graduated from Illinois Benedictine with a B.A. in Physical Education in 1978.

BILL CALLAHAN'S FOOTBALL CAREER

Years	Team/School	Position
1975-77	Illinois Benedictine	Quarterback (player)
1980-81	Illinois	Associate Coach/Offense
1982-83	Illinois	Special Teams, Tight Ends
1984-85	Illinois	Offensive Line
1986	Illinois	Quarterbacks
1987-88	Northern Arizona	Offensive Line
1989	Southern Illinois	Offensive Coordinator
1990-94	Wisconsin	Offensive Line
1995-97	Philadelphia Eagles	Offensive Line
1998	Oakland Raiders	Offensive Coordinator/Tight Ends
1999-2001	Oakland Raiders	Offensive Coordinator/Off. Line
2002-03	Oakland Raiders	Head Coach
2004-07	Nebraska	Head Coach
2008-	New York Jets	Assistant Head Coach/Off. Line

MATT CAVANAUGH

QUARTERBACKS
PITTSBURGH/YOUNGSTOWN, OH

EXPERIENCE:
NFL: 26TH / Jets: 1ST

◇Cavanaugh joins the Jets after four seasons as the offensive coordinator and quarterbacks coach at the University of Pittsburgh. In 2007, The Sporting News named Cavanaugh the top offensive coordinator in the Big East as Pitt produced their first 1,000-yard rusher in seven years (LeSean McCoy, 1,328 yards). In 2006, Pitt's scoring average of nearly 32 points per game that season was its highest in 25 years.

◇Cavanaugh last coached in the NFL as the offensive coordinator for the Ravens (1999-2004), where he was on the same staff as Jets Head Coach Rex Ryan. The Ravens won Super Bowl XXXV after the 2000 season when the offense featured a rushing attack that produced a franchise-record 2,199 yards.

◇Offensive coordinator for the Bears (1997-98) and quarterbacks coach for the 49ers (1996) and Cardinals (1994-95).

◇Began coaching career as Pitt tight ends coach in 1993 for Johnny Majors.

CAREER HIGHLIGHTS

◇A second-round selection of the Patriots in 1978, he spent five seasons (1978-82) with NE before stints with the 49ers (1983-85), Eagles (1986-89) and Giants (1990-91). Threw for 4,332 yards and 28 touchdowns in his career.

◇Earned two Super Bowl rings as a player, as a backup quarterback for the Giants (XXV) and the 49ers (XIX).

◇Starting quarterback for Pitt's 1976 National Championship, capping the season with an MVP performance in the Sugar Bowl, leading Pittsburgh to a 27-3 victory over Georgia and appearing on the cover of *Sports Illustrated*, 1/10/77.

◇Earned All-America status in 1977 and threw for 3,378 passing yards in his collegiate career.

OFF THE FIELD

◇Cavanaugh earned his Bachelor's degree from Pitt in administration of justice.

◇Wife, Maria.

◇Three children: Amy, Andrew and Mollie.

MATT CAVANAUGH'S FOOTBALL CAREER

Years	Team/School	Position
1974-77	University of Pittsburgh	Quarterback (player)
1978-82	New England Patriots	Quarterback (player)
1983-85	San Francisco 49ers	Quarterback (player)
1986-89	Philadelphia Eagles	Quarterback (player)
1990-91	New York Giants	Quarterback (player)
1993	University of Pittsburgh	Tight Ends
1994-95	Arizona Cardinals	Quarterbacks
1996	San Francisco 49ers	Quarterbacks
1997-98	Chicago Bears	Offensive Coordinator
1999-2004	Baltimore Ravens	Offensive Coordinator
2005-08	University of Pittsburgh	Offensive Coordinator/QB
2009	New York Jets	Quarterbacks



RYAN CIDZIK

ASSISTANT STRENGTH & CONDITIONING
SUSQUEHANNA/ROME, NY

EXPERIENCE:
NFL: 2ND / Jets: 1ST

◇Ryan Cidzik joins the Jets after entering the NFL as assistant strength and conditioning coach with the Cleveland Browns in 2008.

◇Prior to the Browns, he served as director of sports performance at Northwestern State (LA) University (2006-07), assistant strength and conditioning coach at La. Tech (2004-06) and volunteer assistant at the University of Richmond (2003).

◇He was primary strength and conditioning consultant for NFL Europe in 2004 before being appointed as the league's first strength and conditioning coordinator.

CAREER HIGHLIGHTS

◇Played FB for Division III Susquehanna (1997-2000), where he also served as strength and conditioning intern (1999-2001).

OFF THE FIELD

◇Earned his Bachelor's degree from Susquehanna in 2001 and his master's degree in exercise science from Louisiana Tech in 2005.

◇Elite Powerlifter who is a two-time national champion at 220 lbs. and the APA world record holder in the squat.

◇Fiancee, Aimee Norman.

RYAN CIDZIK'S FOOTBALL CAREER

Years	Team/School	Position
1997-2001	Susquehanna	Fullback (player)
2003	Richmond	Strength & Conditioning Asst.
2004	NFL Europe	Strength & Conditioning Coord.
2004-06	Louisiana Tech	Asst. Strength & Conditioning
2006-07	Northwestern St. (LA)	Director of Sports Performance
2008	Cleveland Browns	Asst. Strength & Conditioning
2009-	New York Jets	Asst. Strength & Conditioning

JOHN DeFILIPPO

ASSISTANT QUARTERBACKS
JAMES MADISON/YOUNGSTOWN, OH

EXPERIENCE:
NFL: 5TH / Jets: 1ST

◊John DeFilippo joins the Jets after two seasons as quarterbacks coach for OAK and two seasons as an offensive quality control assistant with NYG.

◊In 2008, OAK QB Daunte Culpepper was AFC Player of the Week after running for three touchdowns and passing for two touchdowns.

◊Coached quarterbacks at Columbia for two seasons, where QB Jeff Otis threw 24 touchdown passes in 2004.

◊Worked as a graduate assistant coach at Notre Dame for two seasons, coaching wide receivers and tight ends in 2001 and quarterbacks in 2002.

◊Worked with quarterbacks at Fordham in 2000, where QB Mike Mucci set freshman records for completions (164) and yards (1,739).

◊While still playing college football, held NFL summer coaching internships in 1997 (Panthers) and 1998 (Colts).

CAREER HIGHLIGHTS

◊DeFilippo was a four-time all-conference academic quarterback at James Madison and helped lead them to an Atlantic 10 title as a senior.

OFF THE FIELD

◊Graduated in 2000 from James Madison with a degree in communications.

◊Son of Boston College Athletic Director Gene DeFilippo.

JOHN DeFILIPPO'S FOOTBALL CAREER

Years	Team/School	Position
1996-99	James Madison	Quarterback (player)
2000	Fordham University	Quarterbacks
2001	Notre Dame	GA/Wide Receivers, Tight Ends
2002	Notre Dame	GA/Quarterbacks
2003-04	Columbia University	Quarterbacks
2005-06	New York Giants	Offensive Quality Control
2007-08	Oakland Raiders	Quarterbacks
2009	New York Jets	Assistant Quarterbacks

MIKE DEVLIN

TIGHT ENDS/ASSISTANT OFFENSIVE LINE
IOWA/BLACKSBURG, VA

EXPERIENCE:
NFL: 15TH / Jets: 4TH

◊Mike Devlin begins his fourth year on the Jets staff.

◊Joined the Jets after two seasons as the offensive line coach for the University of Toledo (2004-05). In 2005, his line plowed the way for the 11th-ranked offense in the country (459.2 yards/game) as T Nick Kaczur developed into a third-round draft pick (2005) of the Patriots.

◊Began his coaching career as the offensive quality control coach for the Arizona Cardinals in 2000 before being promoted to assistant offensive line coach in 2001.

CAREER HIGHLIGHTS

◊Selected in the fifth round of the 1993 NFL draft by the Buffalo Bills.

◊Played in 101 regular season games over seven seasons, from 1993-95 with the Bills and from 1996-99 with the Cardinals.

◊Appeared in Super Bowl XXVIII with the Bills.

◊Earned All-America honors at the University of Iowa and was a semifinalist for the Outland Trophy as the nation's top interior lineman in 1992.

◊Named Big Ten Offensive Lineman of the Year in 1992 in addition to being tabbed Big Ten MVP by the Chicago Tribune.

◊Earned All-America honors at Cherokee HS in Marlton, NJ, before matriculating to Iowa.

OFF THE FIELD

◊Wife, Julie; four children: sons Zachary and Matthew, and daughters, Hallie and Carlie.

MIKE DEVLIN'S FOOTBALL CAREER

Years	Team/School	Position
1989-92	Iowa	Offensive Line (player)
1993-95	Buffalo Bills	Offensive Line (player)
1996-99	Arizona Cardinals	Offensive Line (player)
2000	Arizona Cardinals	Offensive Quality Control
2001-03	Arizona Cardinals	Assistant Offensive Line
2004-05	Toledo	Offensive Line
2006	New York Jets	Tight Ends / Asst. Offensive Line
2007	New York Jets	Offensive Line
2008-	New York Jets	Tight Ends / Asst. Offensive Line

HENRY ELLARD

WIDE RECEIVERS
FRESNO STATE/FRESNO, CA

EXPERIENCE:
NFL: 25TH / Jets: 1ST

◊ Henry Ellard joins the Jets after eight seasons as an offensive assistant (2001-02) and then the wide receivers coach (2003-08) with the Rams. Under Ellard's tutelage, Torry Holt posted seven consecutive 1,000-yard seasons and reached 11,000 yards in 131 games, fastest in NFL history.

◊ Coached at his alma mater, Fresno State, in 2000.

◊ Began his football coaching career an assistant coach at Southern California Christian HS in 1999.

CAREER HIGHLIGHTS

◊ Ellard, a second-round draft choice (32nd overall) of the Los Angeles Rams in 1983.

◊ Finished his 16-year NFL career with 814 receptions, 13,777 yards and 65 TD for the Rams, Redskins and Patriots.

◊ Tied for 19th in NFL history in receptions (Keyshawn Johnson) and eighth all-time in receiving yards. His 16.9 yards per-catch average is second in NFL history for all players in the top 20 of receiving yards.

◊ Three-time Pro Bowler who led the NFC in punt return average in 1984 (13.4, 2 TD) and 1985 (13.5).

◊ In 1988, he led the NFC in receptions (86) and led the NFL in receiving yards (1,414).

◊ Ellard set a then-NCAA record with 1,510 receiving yards (62 receptions, 24.4 yards per catch) in 1982 at Fresno State and won conference Player of the Year.

◊ Still holds FSU record for receiving touchdowns (25 – tied with Bernard Berrian and Charlie Jones), touchdown receptions in a season (15 in 1982), consecutive games with a touchdown catch (8 in 1982) and consecutive games with a reception (34). Fourth in career receiving yards (2,947), all-purpose yards (4,152) and eighth in receptions (138).

OFF THE FIELD

◊ Graduated from Hoover HS where he competed in both football and track.

◊ Wife, Lillian.

◊ Daughters: Christiana, Alexandria, Adriana and Whitney.

◊ Son: Henry Austin Jr.

◊ While with the Rams in 1992, Ellard qualified for the Olympic Trials in the triple jump with a high mark of 54'3-1/2".

◊ An assistant track-and-field coach at Villa Park (Calif.) HS in 1999-2000.

HENRY ELLARD'S FOOTBALL CAREER

Years	Team/School	Position
1979-82	Fresno State	Wide receiver (player)
1983-93	Los Angeles Rams	Wide receiver (player)
1994-98	Washington Redskins	Wide receiver (player)
1998	New England Patriots	Wide receiver (player)
1999	So. Calif. Christian HS	Assistant Coach
2000	Fresno State	Graduate Assistant
2001-02	St. Louis Rams	Offensive Asst./Wide Receivers
2003-08	St. Louis Rams	Wide Receivers
2009-	New York Jets	Wide Receivers

THE 40-40 CLUB

Jerricho Cotchery is only the third Jets receiver in the last 13 seasons to record two catches of 40-plus yards in the same game, and the first to do it twice in a season in that time span.

Yr	WR	QB	Opp	Catches
1999	K. Johnson	Tupa	NE	50, 65
2003	S. Moss	Pennington	OAK	65, 43
2007	Cotchery	Clemens	BAL	44, 50
2007	Cotchery	Pennington	TEN	48, 41

BEN KOTWICA

ASSISTANT SPECIAL TEAMS
UNITED STATES MILITARY ACADEMY/TINLEY PARK, IL

EXPERIENCE:
NFL: 3RD / Jets: 3RD

◊ Ben Kotwica was promoted to assistant special teams coach after two seasons as a quality control coach on defense and special teams.

◊ Joined the Jets after two seasons as the defensive coordinator at the U.S. Military Academy Preparatory School, in Monmouth, NJ.

CAREER HIGHLIGHTS

◊ Three-year starter at linebacker and captain of the winningest team in Army history, leading the Black Knights to a 10-2 record and the Commander-in-Chief's Trophy in 1996, while playing for current Jets defensive coordinator Bob Sutton. He was 4-0 vs. Navy.

OFF THE FIELD

◊ Kotwica is a decorated officer who spent seven years in the Army after graduating from West Point.

◊ Awards include the Army Achievement Medal, the Army Commendation Medal, the Meritorious Service Medal and the Bronze Star.

◊ Wife, Christina; three children: daughter, Analyssa, sons, Christian and Brayden.

◊ Systems Engineer major who made Dean's List.

◊ Commissioned as a 2nd Lieutenant in the Aviation Branch of the Army and was selected to fly the AH-64 Apache Longbow, the world's best attack helicopter.

◊ An Attack Helicopter Platoon Leader in support of the 82nd Airborne Division from 1998-2001, where he was responsible for the health and welfare of 20 soldiers.

◊ In 2000, deployed to Bosnia-Herzegovina for eight months before returning to the states to attend the Aviation Captain Career course. He completed the course in the top 10 percent of his class.

◊ In 2002, returned overseas to Camp Page, Korea where he served as the Military Intelligence Officer for six months.

◊ In early 2003, he was selected to serve as the Battalion Executive Officer for a unit comprised of over 300 soldiers, 24 attack helicopters and more than $400 million worth of equipment.

◊ In January 2004, briefly returned to Fort Hood, Texas to serve as the Training Officer for the 1st Calvary Division.

◊ Two months later, deployed to Iraq in support of Operation Iraqi Freedom II, serving as a Combat Attack Helicopter Commander and flying over 1,000 combat hours in support of five maneuver Brigades within the 1st Calvary Division.

◊ Missions included convoy security operations; VIP escorts for former President Bush, former Secretary of Defense Donald Rumsfeld and former Secretary of State Condoleezza Rice; search and destroy missions to suppress insurgent activities.

◊ In March 2005, returned to Fort Hood, where he decided to depart the military with over seven years of meritorious service.

BEN KOTWICA'S FOOTBALL CAREER

Years	Team/School	Position
1993-96	Army	Linebacker (player)
2005-06	USMA Prep School	Defensive Coordinator
2007-08	New York Jets	Quality Control/Def., Special Teams
2009-	New York Jets	Assistant Special Teams

JETS BLOCKED PUNTS FOR TD (last five)

Date	Opp	Blocked by	TD Return
12/16/07	at NE	Bowens	Bowens (26)
1/6/02	at OAK	C. Hayes	J. Glenn (4)
10/28/01	at CAR	Ja. Henderson	C. Hayes (7)
9/29/91	MIA	Burkett	Burkett (11)
9/30/79	MIA	Dykes	J. Lynn (ez)

KERRY LOCKLIN

DEFENSIVE LINE
NEW MEXICO STATE/LAS CRUCES, NM

EXPERIENCE:
NFL: 4TH / Jets: 1ST

◊ Kerry Locklin joined the Jets after nine seasons coaching DL at Fresno State. He tutored two WAC Defensive Players of the Year (Garrett McIntyre and Alan Harper). Under his guidance, 11 linemen earned all-league honors and the Bulldogs played in eight bowl games in nine seasons.

◊ Coached DL at Eastern Michigan (1995-99) and wide receivers and linebackers at Shreveport (CFL) in 1994.

◊ Coached offensive line on the same staff as Head Coach Rex Ryan at Morehead State (1990-93).

CAREER HIGHLIGHTS

◊ Drafted by the Rams in the sixth round in 1982.

◊ Played three years in the NFL (Rams, 1982-83, Broncos, 1987) and two seasons with Arizona (USFL, 1984-85).

◊ Named an All-WAC tight end at New Mexico State. Earned honorable mention All-America honors. Also first-team All-MVC and Academic All-MVC selection in 1980 and 1981.

OFF THE FIELD

◊ Graduated from Rockdale (Texas) HS, and then New Mexico State in 1982, earning a Master's degree in 1985.

◊ Working on doctorate degree in sports psychology.

◊ Wife, Kelly; daughter, Tishelle, sons, Tymon and Torry.

KERRY LOCKLIN'S FOOTBALL CAREER

Years	Team/School	Position
1978-81	New Mexico State	Tight End (player)
1982-83	L.A Rams	Tight End (player)
1984-85	Arizona (USFL)	Tight End (player)
1987	Denver Broncos	Tight End (player)
1988	Western New Mexico	Running Backs
1989	Utah	Graduate Assistant
1990-93	Morehead State	Running Backs
1994	Shreveport (CFL)	Wide Receivers/Linebackers
1995-99	Eastern Michigan	Defensive Line
2000-08	Fresno State	Defensive Line
2009-	New York Jets	Defensive Line

ANTHONY LYNN

RUNNING BACK
TEXAS TECH/McKINNEY, TX

EXPERIENCE:
NFL: 16TH / Jets: 1ST

◊ Anthony Lynn comes to the Jets after spending the last six years as a running backs coach with the Browns (2007-08), Cowboys (2005-06) and Jaguars (2003-04).

◊ In Cleveland worked with Jamal Lewis, who finished with 1,304 yards rushing in 2007 despite missing two games.

◊ At Dallas, he oversaw the emergence of Julius Jones and Marion Barber III. At Jacksonville, Fred Taylor recorded two of the top four rushing seasons in Jaguars history.

◊ Began his coaching career with the Broncos as an offensive assistant and assistant special teams coach (2000-02).

CAREER HIGHLIGHTS

◊ Made the 1993 Broncos roster and saw action in 13 games but spent 1994 on IR after breaking his leg.

◊ Spent the 1995-96 seasons with the 49ers before three seasons with the Broncos as an H-back, winning back-to-back Super Bowl championships (1997-98)

◊ Ran for 1,911 yards and 17 touchdowns on 481 carries. Earned All-SWC honors as a junior.

OFF THE FIELD

◊ Played high school football at Celina HS in Texas.

◊ Two children: D'Anton (19 – a cornerback at Penn State), and daughter, Danielle (15).

ANTHONY LYNN'S FOOTBALL CAREER

Years	Team/School	Position
1988-91	Texas Tech	Running Back (player)
1993, 97-99	Denver Broncos	Running Back (player)
1995-96	San Francisco 49ers	Running Back (player)
2000-02	Denver Broncos	Offensive Asst./Asst. Spec. Teams
2003-04	Jacksonville Jaguars	Running Backs
2005-06	Dallas Cowboys	Running Backs
2007-08	Cleveland Browns	Running Backs
2009-	New York Jets	Running Backs

KEVIN O'DEA

SPECIAL TEAMS
LOCK HAVEN/WILLIAMSPORT, PA

EXPERIENCE:
NFL: 16TH / Jets: 2ND

◊ Kevin O'Dea begins his second season with the Jets.

◊ Spent two seasons as the Bears assistant special teams coach helping the team lead the NFL in overall special teams rankings (according to the *Dallas Morning News* ranking system) in each season, marking just the second time a team had the top-ranked special teams unit in consecutive years since the ranking system was created in 1990 (BUF, 2004-05).

◊ Had a hand in all aspects of the Bears' special teams, specializing in work with kicker Robbie Gould and punter Brad Maynard. Gould led all NFL kickers with 63 field goals made and 269 points over the two seasons.

◊ Bears punt coverage unit ranked third in the NFL during the 2007 season allowing just 5.9 yards per return.

◊ As special teams coach of the Cardinals, worked with kicker Neil Rackers, who was selected to his first Pro Bowl following the 2005 season. Rackers set an NFL record for most field goals in a season with 40 while tying for the third-longest streak in league history with 31 consecutive field goal conversions in 2005.

◊ O'Dea spent two seasons as the Lions special teams assistant and six seasons with the Buccaneers, serving as an offensive assistant in 2001 after being the defensive assistant from 1996-2000.

◊ Began his NFL career in a similar capacity with the San Diego Chargers from 1994-95.

◊ Spent three years at Penn State where, as a graduate assistant, he worked with the wide receivers (1991), then was named assistant strength coach/defensive line/linebackers for the 1992 and 1993 seasons.

CAREER HIGHLIGHTS

◊ Played wide receiver and defensive back at Lock Haven University until a back injury cut short his playing career.

OFF THE FIELD

◊ Spent a four-year term in the Coast Guard (1979-83)
◊ Earned a degree in Fitness Management from Lock Haven.
◊ Obtained a Masters Degree in education from Virginia.
◊ Wife, Mary Anne; two sons, Sean Michael and Ryan Matthew.

KEVIN O'DEA'S FOOTBALL CAREER

Years	Team/School	Position
1986	Lock Haven	Wide Receivers
1987	Cornell	Defensive Backs - Freshman
1988-1990	Virginia	Graduate Assistant
1991	Penn State	Graduate Assistant
1992-93	Penn State	Asst. Strength/Def. Line/LB
1994-95	San Diego Chargers	Defensive Special Teams Asst
1996-2001	Tampa Bay Buccaneers	Offensive/Defensive Assistant
2002-03	Detroit Lions	Special Teams Assistant
2004-05	Arizona Cardinals	Special Teams Coach
2006-07	Chicago Bears	Assistant Special Teams Coach
2008-	New York Jets	Special Teams

AFL Rookie of the Year
1964 - Matt Snell, RB
1965 - Joe Namath, QB

AFL Most Valuable Player
1968 - Joe Namath, QB (AP, UPI, Sporting News)
1969 - Joe Namath, QB (AP)

Jets on the All-Time AFL Team (1960-69)
First Team
QB - Joe Namath
WR - Don Maynard
DE - Gerry Philbin
Head Coach - Weeb Ewbank

Second Team
HB - Abner Haynes
WR - Art Powell
OT - Winston Hill
OG - Bob Talamini
K - Jim Turner
LB - Larry Grantham

AFL 10-Year Players (1960-69)
There are 20 players who played all 10 years of the AFL. Four of those players spent some or all of the decade with the New York Titans and/or the New York Jets:
Larry Grantham, LB
Paul Rochester, DT
Bill Mathis, RB
Don Maynard, WR

JIM O'NEIL

QUALITY CONTROL/DEFENSE
TOWSON/DOYLESTOWN, PA

EXPERIENCE:
NFL: 1ST / Jets: 1ST

◊ Jim O'Neil spent the last three seasons serving as recruiting coordinator and safeties coach at Eastern Michigan.

◊ In 2005, he was the defensive coordinator/defensive backs coach at Towson University.

◊ In 2003-04, he was a graduate assistant at Northwestern, where he worked with the defensive backs.

◊ Assistant offensive line coach at Penn, which won the 2002 Ivy League title. Prior to his time with the Quakers, he was an assistant offensive line/tight ends coach at Albany.

CAREER HIGHLIGHTS

◊ He was later a three-year starter as a defensive end at Towson, where he was a captain in 2000.

◊ Played at Central Bucks West HS where Jets defensive coordinator Mike Pettine Jr. was an assistant coach for legendary coach Mike Pettine, Sr.

◊ Two-way lineman and senior captain who helped the Bucks go 31-4 and win three consecutive Suburban One League National Conference championships from 1994 to 1996.

OFF THE FIELD

◊ Wife, Stacy; son, Danny.

JIM O'NEIL'S FOOTBALL CAREER

Years	Team/School	Position
1997-2000	Towson University	Defensive End (player)
2001	SUNY Albany	Assistant OL/Tight Ends
2002	Pennsylvania	Assistant OL
2003-04	Northwestern	GA/Defensive Backs
2005	Towson University	Defensive Coordinator
2006-08	Eastern Michigan	Recruiting Coordinator/Safeties
2009-	New York Jets	Quality Control/Defense

DOUG PLANK

ASSISTANT DEFENSIVE BACKS
OHIO STATE/IRWIN, PA

EXPERIENCE:
NFL: 10TH / Jets: 1ST

◊ Doug Plank joins the Jets after working as a coaching assistant with the Atlanta Falcons in 2008.

◊ Head coach of the AFL's Georgia Force (2005-08), compiling a 47-25 record while guiding the team to an ArenaBowl appearance in 2005. In 2008, the Force won their third Southern Division Championship under Plank while earning a playoff berth for the fourth consecutive year. Named the AFL Coach of the Year twice (2005, 2007) and led the team to a franchise-best 14-2 record in 2007.

◊ Three seasons as defensive coordinator of the AFL Rattlers.

CAREER HIGHLIGHTS

◊ Bears 12th round pick in 1975 where he started eight seasons. He was the first Bears rookie to ever lead the team in tackles. Tallied three 100-plus tackle seasons in his career.

◊ The 1980s Bears "46 Defense," developed by Buddy Ryan, was named after Plank's No. 46 jersey.

◊ Played one season with USFL's Chicago Blitz in 1983.

◊ Played in three Rose Bowls as safety for Woody Hayes at Ohio State, where they were 29-4-1 in three seasons.

◊ All-State running back at Norwin HS in Irwin, PA.

OFF THE FIELD

◊ Born in Greenburg, PA.

◊ Wife: Nancy; son, Mike; daughter, Andrea.

◊ Bachelor's Degree in sociology (criminology) from OSU.

◊ Former NFL and college game analyst for Fox Sports TV, Westwood One and Sports USA Radio Network.

◊ After retiring from football, owned and operated Burger King franchises.

DOUG PLANK'S FOOTBALL CAREER

Years	Team/School	Position
1972-74	Ohio State	Safety (player)
1975-82	Chicago Bears	Safety (player)
1983	Chicago Blitz (AFL)	Safety (player)
2002-04	Arizona Rattlers (AFL)	Defensive Coordinator
2005-08	Georgia Force (AFL)	Head Coach
2008	Atlanta Falcons	Seasonal Coaching Assistant
2009-	New York Jets	Assistant Defensive Backs

BRIAN SMITH

QUALITY CONTROL/DEFENSE
MASSACHUSSETS/WILMINGTON, DE

EXPERIENCE:
NFL: 3RD / Jets: 3RD

◊ Brian Smith begins his first season as a quality control coach on defense after two seasons on offense.

◊ Joined the Jets after seven seasons at UMass, coaching the wide receivers for two seasons (2005-06) after working with the linebackers in 2004.

CAREER HIGHLIGHTS

◊ Three-year starter for the Minutemen as a strong safety and cornerback from 1997-2000, totaling 214 career solo tackles, 306 total tackles, 23 tackles for loss, 23 pass breakups and eight interceptions.

◊ Team captain, All-A10, All-New England and All-ECAC.

◊ Three-time Academic All-Atlantic 10 and Academic All-District selection, while being named to the Division I-AA Athletic Directors Academic All-Star team twice.

◊ Starter on 1998 national championship team.

OFF THE FIELD

◊ Graduated cum laude from UMass in 2001 with a Bachelor's Degree in accounting.

BRIAN SMITH'S FOOTBALL CAREER

Years	Team/School	Position
1997-2000	Massachusetts	Defensive Back (player)
2004	Massachusetts	Linebackers
2005-06	Massachusetts	Wide Receivers
2007-08	New York Jets	Quality Control/Offense
2009-	New York Jets	Quality Control/Defense

BOB SUTTON

SENIOR DEFENSIVE ASSISTANT/LINEBACKERS
EASTERN MICHIGAN/YPSILANTI, MI

EXPERIENCE:
NFL: 10TH / Jets: 10TH

◊ Bob Sutton was retained by Head Coach Rex Ryan as senior defensive assistant/linebackers after three years as defensive coordinator.

◊ Spent first six seasons with the Jets coaching linebackers.

◊ Sutton's 2008 unit was ranked near the top of the NFL in rushing defense (94.9) and yards per rush allowed (3.7), the Jets best statistical showing since 1993...Five defensive touchdowns were a Jets franchise record...Defense registered 41 sacks, seventh in NFL and 30 takeaways were tied for fifth in the NFL.

◊ In 2005, coached LB Jonathan Vilma to his first Pro Bowl appearance after he finished with an NFL-leading 187 tackles...Vilma became only the third Jet in Club history to be voted AP NFL Defensive Rookie of the Year after finishing the 2004 season with 118 tackles, two sacks, three pressures and three interceptions.

◊ In 2004, fielded three new full-time starting linebackers (Eric Barton, Victor Hobson and Vilma) who combined for 297 tackles, 4.5 sacks, nine passes defensed and five interceptions....The Jets defense finished fourth in the NFL in fewest points allowed with 261 and fifth against the run, holding opponents to 97.9 rushing yards per game.

◊ In 2001, the Jets were the only team to place three linebackers in the NFL's Top 25 in tackles, with all three starters over 100 tackles...In his first year with the Jets in 2000, he oversaw a Jets' 3-4 defense under Al Groh which was led consistently by play from Marvin Jones' 135 tackles and Mo Lewis' 88 tackles and team-high 10 sacks, which earned Lewis his third consecutive Pro Bowl appearance.

◊ Spent nine years as the head coach at Army (1991-99) and achieved remarkable success, including guiding the Cadets to just their fourth Bowl appearance...Nine seasons placed him second in tenure at Army, trailing only legendary Earl "Red" Blaik, who guided the Cadets for 18 seasons...Finished his Army career with a mark of 44-54-1.

◊ Rattled off 11 straight victories from 1995-96, the longest winning streak at the school in five decades...Finished as the nation's top-ranked rushing offense in 1993, '96 and '98, and only once in those years did the Cadets not finish in the top five rushing attacks in the country.

◊ In 1996, the Cadets posted one of their finest seasons in history, notching an Army-record 10 victories and earning a spot in the Independence Bowl...His offense set a school record for total offense in a single season, while the defense, led by current Jets assistant special teams coach, Ben Kotwica, was ranked ninth in total defense and sixth in rushing defense...Sutton became the first Army coach to defeat Navy five straight times (1992-96).

◊ The 1996 Army team won the Commander-In-Chief's Trophy...His efforts were recognized as he won the Bobby Dodd Coach of the Year Award, making him the first Army coach since Tom Cahill in 1966 to earn the award...One of six finalists for the Bear Bryant Coach of the Year Award, was named the Metropolitan Football Writers Division I Coach of the Year and the GTE Regional Coach of the Year by the AFCA...The Cadets finished the season ranked in the top 25 for the first time since 1985.

◊ Served as the running backs' coach at North Carolina State under Monte Kiffin in 1982...Two tours at Western Michigan under Elliott Uzelac (1980-81 and 1975-76), serving first as defensive coordinator and later as offensive coordinator...Defensive coordinator and linebackers' coach at Illinois (1977-79) under Gary Moeller...In 1974, he was the linebackers' coach at Syracuse for Frank Maloney...In 1972-73 Sutton had his first coaching job as a graduate assistant at Michigan for Bo Schembechler.

OFF THE FIELD

◊ Wife, Debbie; son, Andrew, daughter, Sarah and granddaughter, Molly.

◊ Earned Physical Education degree from Eastern Michigan.

BOB SUTTON'S FOOTBALL CAREER

Years	Team/School	Position
1972-73	Michigan	Graduate Assistant/LB/DB
1974	Syracuse	Linebackers
1975-76	Western Michigan	Defensive Coord./Linebackers
1977-79	Illinois	Defensive Coord./Linebackers
1980-81	Western Michigan	Offensive Coordinator/QB/WR
1982	North Carolina State	Running Backs
1983-90	Army	Defensive Coordinator
1991-99	Army	Head Coach
2000-05	New York Jets	Linebackers
2006-08	New York Jets	Defensive Coordinator
2009-	New York Jets	Sr. Defensive Asst./Linebackers

KYLE THORNE

ASSISTANT STRENGTH AND CONDITIONING
HOFSTRA/TUCSON, AZ

EXPERIENCE:
NFL: 2ND Jets: 1ST

◊ Kyle Thorne joined the New York Jets in February 2009 as assistant strength and conditioning coach.

◊ Served as head strength and conditioning coach with Everton FC, an English Premier League soccer club based in Liverpool, England.

◊ Served as sports performance coach at Athletes' Performance in Los Angeles (2006-07) and strength and conditioning intern with the San Diego Chargers (2006).

CAREER HIGHLIGHTS

◊ Played safety and wide receiver for the Hawai'i Islanders in Arena Football 2 in 2004 and coached and played with the Billings Outlaws in the Indoor Football League in 2005.

◊ Played linebacker for Long Beach City College (1998-99) and Hofstra (2000-01).

OFF THE FIELD

◊ Graduated from Hofstra in 2002.

◊ Earned his Master's degree in physical education from Azusa Pacific University in 2006.

KYLE THORNE'S FOOTBALL CAREER

Years	Team/School	Position
1998-99	Long Beach CC	Linebacker (player)
2000-01	Hofstra	Linebacker (player)
2004	Hawai'i Islanders (indoor)	LB/WR (player)
2005	Billings Outlaws (indoor)	DB/WR (player & coach)
2006	San Diego Chargers	Strength & Conditioning intern
2008-09	Everton FC	Strength & Conditioning Coach
2009	New York Jets	Asst Atrength & Conditioning

DENNIS THURMAN

DEFENSIVE BACKS
SOUTHERN CALIFORNIA/LOS ANGELES, CA

EXPERIENCE:
NFL: 18TH / Jets: 1ST

◊ Spent six years coaching the Ravens secondary (2002-07), four as secondary coach, two as defensive assistant alongside Head Coach Rex Ryan...The team led the NFL with 126 interceptions and 18 interception returns for touchdowns while he was coaching Ed Reed (34 INT, 2002-07), Chris McAlister, Samari Rolle and Deion Sanders, among others.

◊ Before coming back to the NFL, he coached the defensive backs at his alma mater, USC, for eight years (1993-2000).

◊ Coached defensive backs for the Cardinals (1988-89).

CAREER HIGHLIGHTS

◊ Selected in the 11th round in 1978 by the Cowboys.

◊ Played nine years in the NFL as a cornerback and safety, eight with the Cowboys and one with the Cardinals.

◊ Recorded 36 career interceptions (four for touchdowns) and played in Super Bowl XIII for the Cowboys in 1979.

◊ A two-time All-American safety at USC who was part of teams that won four Bowl games and the 1974 National Championship in a defensive backfield that also featured future Hall of Famer Ronnie Lott. Recorded 13 interceptions, returning two for scores.

◊ Played quarterback and defensive back at Santa Monica HS on three CIF Division I championship teams that combined to go 39-1-1.

OFF THE FIELD

◊ Graduated from USC in 1978.

◊ Two daughters, Chelsea and Jade.

DENNIS THURMAN'S FOOTBALL CAREER

Years	Team/School	Position
1974-77	USC	Defensive Back (player)
1978-85	Dallas Cowboys	Defensive Back (player)
1986	St. Louis Cardinals	Defensive Back (player)
1988-89	Phoenix Cardinals	Defensive Backs
1992	Ohio Glory (WLAF)	Defensive Coordinator
1993-2000	USC	Defensive Backs
2002-03	Baltimore Ravens	Defensive Assistant
2004-07	Baltimore Ravens	Secondary
2009-	New York Jets	Defensive Backs

JEFF WEEKS

DEFENSIVE ASSISTANT
NORTHWEST OKLAHOMA STATE/BARTESVILLE, OK

EXPERIENCE:
NFL: 2ND Jets: 1ST

◊ Comes to the Jets after a year as a defensive assistant with the Raiders under then-Oakland Defensive Coordinator Rob Ryan, Rex Ryan's twin brother.

◊ Coached with Rex Ryan in college at Morehead State (1990-91) and at Oklahoma (1998).

◊ Also coached collegiately at Texas A&M-Kingsville (2006), Southeastern Oklahoma State (2005), Trinity Valley (Texas) CC (2001-04), Fort Scott (Kansas) CC (2000), Glendale (Arizona) CC (1997) and Phoenix (Arizona) CC (1996).

CAREER HIGHLIGHTS

◊ Attended training camp in 1986 as a wide receiver with the Philadelphia Eagles under Head Coach Buddy Ryan.

◊ College roommate and teammate of Rex and Rob Ryan at Southwest Oklahoma State before transferring and graduating from Northwest Oklahoma State. All-Oklahoma wide receiver in 1982 at SW Okla. and in 1985 at NW Okla.

◊ All-state receiver at College HS in Bartlesville, OK.

OFF THE FIELD

◊ Bachelor's degree in health, physical education and recreation from Northwest Oklahoma State.

◊ Master's degree in physical education and recreation from Morehead State.

◊ One son, Jeffery.

JEFF WEEKS' FOOTBALL CAREER

Years	Team/School	Position
1982-84	SW Oklahoma State	Wide Receiver (player)
1985	NW Oklahoma State	Wide Receiver (player)
1987-88	Western Kentucky	Wide Receivers Coach
1988-89	Bartlesville HS	Assistant Coach
1990-91	Morehead State	Wide Receivers/Special Teams
1992-95	Ellinwood (KS) HS	Head Football Coach
1996	Phoenix CC	Defensive Coordinator
1997	Glendale (AZ) CC	Assistant Coach
1999	University of Oklahoma	Quality Control/Defense
2000	Fort Scott (KS) CC	Defensive Coordinator
2001-04	Trinity Valley (TX) CC	Defensive Coordinator
2005	SE Oklahoma State	Linebackers/Special Teams
2006	Texas A&M-Kingsville	Linebackers/DB/Special Teams
2007	Tuloso-Midway (TX) HS	Defensive Coord./Special Teams
2008	Oakland Raiders	Defensive Assistant
2009-	New York Jets	Defensive Assistant

MOST KICKOFF RETURNS, 2001-08

Jets 11 (Leon Washington 4, Justin Miller 3, Chad Morton 2, Jerricho Cotchery, Jonathan Carter)

Date	Opp	Player	Yards
9/8/02	BUF	Chad Morton	96
9/8/02	BUF	Chad Morton	98
11/16/03	IND	Jonathan Carter	90
1/2/05	STL	Jerricho Cotchery	94
1/1/06	BUF	Justin Miller	95
10/1/06	IND	Justin Miller	103
10/29/06	CLE	Justin Miller	99
9/23/07	MIA	Leon Washington	98
10/7/07	NYG	Leon Washington	98
11/4/07	WAS	Leon Washington	86
11/13/08	NE	Leon Washington	92

NE has 8 in same time span; CLE, CHI and BUF have 7.

SCOTT COHEN

ASSISTANT GENERAL MANAGER

EXPERIENCE:
NFL: 18TH / Jets: 2ND

Scott Cohen is entering his 18th NFL season and his second with the Jets as assistant general manager. Cohen assists General Manager Mike Tannenbaum on the day-to-day operations of the team with a primary focus on player personnel. In addition to overseeing the pro personnel department, he prepares advance reports for the coaches, evaluates the top college players for the draft and will develop a plan for free agency.

Prior to joining the Jets, he spent seven seasons with the Philadelphia Eagles as the director of pro personnel, where he evaluated players on NFL rosters for trades and acquiring potential free agents, as well as reviewed players in other pro leagues (Arena League and CFL). Cohen also provided advance scouting reports in addition to managing the pro scouting department and handling player tryouts. While with the Eagles, he was involved each year in evaluating players for the draft as well as draft day trades and projecting other team's needs and selections. He has also negotiated contracts for undrafted and future free agents.

Cohen joined the Eagles in 2001 after spending the previous two seasons with the Jacksonville Jaguars as assistant director of pro scouting. He was responsible for scouting teams that the Jaguars would not play, players in other pro leagues, and some advance scouting. Prior to that, Cohen spent seven seasons with the Washington Redskins where he he worked his way up from intern, to training camp director, to scouting administrator, to college scout. He also evaluated players at the pro level.

Born in Philadelphia, Cohen was raised in Cherry Hill, NJ, and attended Cherry Hill West HS. A four-year starter at Dickinson College where he was a wide receiver in football and a pitcher in baseball, he earned an economics degree from Dickinson in 1991 and a master's degree in sports management at the University of Massachusetts in 1992. He and his wife, Linda, have two children, Hannah and Andrew.

TERRY BRADWAY

SENIOR PERSONNEL EXECUTIVE

EXPERIENCE:
NFL: 24TH / Jets: 9TH

Terry Bradway enters his ninth season with the New York Jets and second as senior personnel executive. In this capacity, Bradway will continue to play a key role, remaining actively involved with all strategic initiatives surrounding the evaluation and acquisition of personnel and teaming up with Joey Clinkscales to orchestrate the team's efforts surrounding the draft. From 2006-08, Bradway oversaw the entire Jets' college and pro scouting operations and the year-long process leading up to the NFL Draft. For five seasons (2001-05), he served as the club's general manager and executive vice president. During that time, the Jets appeared in the postseason three times in four years (2001, 2002, 2004), earning Bradway Executive of the Year honors in 2002 by the New Jersey Sportswriters Association.

Bradway was originally hired in 2001 by Woody Johnson after having worked for the Kansas City Chiefs for the previous nine seasons in the team's player personnel department. He held several positions in Kansas City: vice president of player personnel (2000), director of player personnel (1997-99) and director of college scouting (1992-96). The Chiefs had seven winning seasons and five postseason appearances in his nine years.

Prior to the Chiefs, he spent six years (1986-91) as a scout with the New York Giants, participating in two Super Bowl runs (XXI and XXV). Bradway also spent three seasons (1983-85) as assistant director of player personnel for the USFL's Philadelphia/Baltimore Stars, highlighted by three championship game appearances and two USFL titles. Bradway started his football career as a graduate assistant coaching the receivers at the University of Cincinnati in 1978 and as running backs' coach at the United States Merchant Marine Academy in 1979.

The former defensive back at Trenton State (now the College of New Jersey), earned three letters there before transferring and graduating from Glassboro State (now Rowan University) with a bachelors degree in health/physical education in 1978. He earned his masters degree in health and physical education from Glassboro/Rowan in 1982. Born in Atlantic City, he was inducted into the Holy Spirit HS (Absecon, NJ) Hall of Fame in October 2004. Bradway and his wife, Kathy, have two sons, Mike and Tommy and a daughter, Jenny. Jenny is currently playing lacrosse at The University of Delaware and Mike, who played TE and graduated from Villanova, is currently working in the Philadelphia Eagles' scouting department.

JOJO WOODEN

ASSISTANT DIRECTOR, PLAYER PERSONNEL

EXPERIENCE:
NFL: 13TH / Jets: 13TH

JoJo Wooden is entering his 13th season with the Jets and his fourth as assistant director of player personnel. He assists in pro scouting, advance scouting of upcoming opponents, unrestricted free agency and evaluating players not on the rosters of professional teams. Wooden also is responsible for scouting college players throughout the country in preparation for the NFL Draft. His previous titles with the Jets included director of pro scouting from 2004-2006, assistant director of pro scouting in 2003, senior pro scout/AFC from 2001-02, pro scout from 1999-2000 and pro personnel assistant from 1997-1998 where he helped track NFL players and scout NFL Europe, CFL, Arena League, and college players.

A 1993 graduate of Syracuse University where he earned a bachelors degree in sociology, Wooden was a two-year starter at outside linebacker for the Orangemen and a member of five Bowl teams, including Syracuse's 1991 and 1992 teams that each went 10-2 and earned top-10 rankings each season. He went to training camp with the Arizona Cardinals in 1993.

Wooden's older brother, Terry, was a nine-year NFL linebacker who currently works for the Saints as a West Coast college scout. Born in Hartford, CT, Wooden, who graduated from Farmington HS, and his wife, Sarah, have two daughters.

ARI NISSIM

DIRECTOR, FOOTBALL ADMINISTRATION

EXPERIENCE:
NFL: 5TH / Jets: 4TH

Ari Nissim is in his fourth season with the New York Jets, third as director of football administration. His primary responsibilities are serving as the lead negotiator for the majority of the player contracts, managing the team's salary cap and working closely with General Manager Mike Tannenbaum on strategic cap planning. His other responsibilities include researching and forecasting trends for the NFL salary cap and player costs; as well as monitoring club compliance with the NFL collective bargaining agreement and NFL player personnel rules.

Nissim joined the Jets' front office in February, 2006, as the manager of football administration after serving as staff counsel/director of research for athletic resource management, where he helped in contract negotiations and representing players in league hearings. He interned with NFL Management Council during the 2004 season, monitoring and analyzing the league-wide salary cap, in addition to interning with the Jets' pro personnel department in 2003 analyzing contract issues and game timing projects while attending law school.

Nissim received his Juris Doctorate from Tulane University School of Law in 2004 and his bachelors degree from the University of Wisconsin in 2000. His article The Trading Game: NFL Free Agency, the Salary Cap, and a Proposal for Greater Trading Flexibility was published in the 11th Edition of the Sports Lawyers Journal in 2004. Admitted to practice law in New York State, Nissim was born and raised in New York City, and graduated from the Columbia Grammar and Preparatory School.

DAVE SZOTT

DIRECTOR, PLAYER DEVELOPMENT

EXPERIENCE:
NFL: 20TH / Jets: 7TH

Dave Szott is beginning his second season as the Jets director of player development, his seventh season with the Jets overall and his 20th season in the NFL. Originally selected in the seventh round (180th overall) of the 1990 NFL Draft, the Penn State grad played 14 seasons in the league with the Chiefs (1990-2000), Redskins (2001) and Jets (2002-03). He appeared in 162 games (156 starts) and 12 postseason starts, and was a consensus All-Pro and All-Madden choice in 1997.

After retiring from football, Szott coached offensive line for the Jets for two seasons, and served as team chaplain for two seasons before being named the director of player development in April 2008.

Szott oversees a number of NFL-mandated programs including Players Assistance, Continuing Education, Financial Education, and Career Development. With the Jets relocation to the Atlantic Health Jets Training Center in Summer 2008, Szott was a key figure in the smooth transition and relocation of the entire Jets organization. Szott's efforts were recognized as he was awarded the player development award in the area o Player Assistance in 2008, the first rookie player development director to be so honored.

Szott has served the community by receiving the Ed Block Coverage Award twice, once while playing for Kansas City and the other while playing for the Jets. He has served as special advisor to local Morristown Wildcats Football Club; consulted on coach and player code of conduct guidelines, helped establish a play book, practice plans, coaching clinics for the coaches, etc.

Szott and his wife, Andrea, started Szott for Tots, a foundation whose mission is to bring awareness to the special needs community. The annual Szott for Tots Golf Outing is held every fall to raise money for the Jardine Academy.

Szott, a native of Clifton, NJ, Andrea, and their sons Shane, 14, and Joshua, 10, reside in Morristown, NJ.

BRENDAN PROPHETT

DIRECTOR, PRO PERSONNEL

EXPERIENCE:
NFL: 11TH / Jets: 10TH

Brendan Prophett is entering his 10th season with the Jets and third as the director of pro personnel after a year as the assistant director of pro scouting and a year as a pro scout. His current duties include running the day-to-day operations of the pro personnel department, which includes advance scouting of upcoming opponents, coordinating free agency and year-round player evaluation on all levels of professional football.

Prophett also spent three seasons as a full-time Northeast regional scout after serving two years as the college scouting assistant for the Jets. He interned with the NFL Management Council in 2000 after spending the 1999 season as a pro personnel intern for the New York Giants.

He played wide receiver in college for one year at the University of Maine before transferring to the College of New Jersey where he was a four-year starter and three-time all-conference selection. Prophett played professionally in Germany in 1998 before a leg injury ended his season. He spent the 1999 preseason with the Arena Football League's Orlando Predators and played half of the 2000 season with the Augusta Stallions before interning at the league office. He received his bachelors degree in economics from The College of New Jersey in 1998. Born in Bridgewater, MA, Prophett resides in Weehawken, NJ.

BROCK SUNDERLAND

PRO SCOUT

EXPERIENCE:
NFL: 3RD / Jets: 3RD

Brock Sunderland joined the Jets in June 2007 as a pro scout after three seasons with the Montreal Alouettes of the Canadian Football League. In his position with the Jets, Sunderland evaluates players from every level of professional football and serves as an advance scout, preparing reports on the Jets upcoming opponents. In addition, he'll have an increased role in college scouting, handling parts of the Northwest region.

With the Alouettes, Sunderland was elevated to director of scouting after joining the team as a scout in 2004 and was responsible for scouting players in the NFL, NFL Europe, the AFL and AFL2 as well as advance scouting of every CFL team. He also evaluated college players from the United States and Canada, helping the Alouettes prepare for the annual CFL draft. In addition, he was also responsible for the negotiation of player contracts.

A wide receiver and punt returner for the University of Montana (1998-2000), Sunderland played for three conference championship teams before knee injuries ended his playing career. He was a student assistant coach at Montana before joining the Alouettes in 2004. A native of Great Falls, MT, he holds a bachelors degree in communications. His father, Marv, is currently a college scout for the Tennessee Titans and will be entering his 32nd season in the NFL.

JOEY CLINKSCALES

VICE PRESIDENT, COLLEGE SCOUTING

EXPERIENCE:
NFL: 22ND / Jets: 15TH

Joey Clinkscales is entering his 15th season with the Jets and second season as the vice president of college scouting. In this position, he oversees the entire college scouting operation, working with the football staff annually to sort out over 1,400 college players eligible for the NFL draft.

A highly respected talent evaluator, Clinkscales was first promoted to national scout prior to the start of the 2002 seson after seven seasons as a talent scout for the Jets, where he was responsible for scouting the talent-rich southeastern portion of the country.

A former wide receiver for the Pittsburgh Steelers (1987) and Tampa Bay Buccaneers (1988), Clinkscales joined the Jets from the National Football Scouting Combine Service, where he worked as a scout, after serving as a part-time scout for the Pittsburgh Steelers from 1989-1993. Originally selected in the ninth round of the 1987 draft by Pittsburgh after playing in the Hula Bowl, he was a two-year starter and team captain as a stadout wide receiver for the University of Tennessee in his hometown of Knoxville. Born in Asheville, NC, Clinkscales resides in Memphis, TN with his wife, Lucia, daughter, Syndi and son, Noah.

MICHAEL DAVIS

ASSISTANT DIRECTOR, COLLEGE SCOUTING

EXPERIENCE:
NFL: 13TH / Jets: 13TH

Michael Davis is in his second season as the assistant director of college scouting, assisting Joey Clinkscales in running the college scouting department. He is also responsible for scouting the Southeast region, including ACC and SEC schools.

Prior to joining the Jets, Davis was a part of the NFL's minority internship program with the Washington Redskins in July 1996. Before breaking into the NFL, Davis served as wide receiver and special teams' coach at his alma mater, Virginia State University, for nine years (CIAA Champions 1995-1996). In addition to his coaching duties at VSU, Davis served as the recruiting coordinator and liaison to professional teams. Davis, a receiver at VSU, earned a degree in marketing and management, and also earned CIAA All-Conference honors in 1986 and 1987 on the field. He set the school record for most receiving yards in 1987, a mark which stood until 1992 when one of Davis' players broke it. He was inducted into Virginia State's Athletic Hall of Fame on June 6, 1997. Davis resides in Chester, VA with his wife, Pamela, daughter, Kamryn and son Michael.

DAN ZBOJOVSKY

COORDINATOR, COLLEGE SCOUTING

EXPERIENCE:
NFL: 3RD / Jets: 3RD

Dan Zbojovsky is entering his third season with the Jets and first as the coordinator of college scouting, where he is responsible for maintaining the day-to-day operations of the college scouting department regarding scouts' scheduling, university relations and processing and organizing the information gathered on draft-eligible players.

He began as a seasonal intern in the Jets' video department in 2007 and followed with an internship in pro personnel. Prior to the 2008 season, he was elevated to player personnel assistant, where he worked in both the pro and college scouting departments. In addition, he assisted the football administration department on a daily basis.

Born in Trenton, Zbojovsky graduated Magna Cum Laude with a B.S. in health and exercise science in 2007 from The College of New Jersey, where he spent three years as video coordinator and one season as a student-assistant coach for the football team.

JIM COCHRAN

NATIONAL SCOUT

EXPERIENCE:
NFL: 13TH / Jets: 12TH

Jim Cochran is entering his 12th season with the Jets after joining the team before the 1998 NFL Draft. He first served as the Jets' representative to the National Scouting Combine Service under the direction of Duke Babb (1998-2000), after scouting for the service during the 1997 season. Prior to that, Cochran served as the defensive line coach and recruiting coordinator at Western Michigan in the spring of 1997. He was the academic advisor for the University of New Mexico football team in 1996, the recruiting coordinator and assistant coach with the University of Hawaii (1994 as defensive line coach and 1995 as offensive line coach), and served as the recruiting coordinator at Missouri from 1988-93 and at the University of Kansas (1986-87). Cochran also was the head football coach at Independence (Kansas) Junior College (1983-85).

A 1968 graduate of the University of Missouri with a bachelors degree in education, Cochran earned his masters in education from Central Missouri. Born in Centerville, IA, Cochran resides in Rio Rancho, NM with his wife Roseann. They have two daughters, Kristin Ceriani and Amy Cochran, and three granddaughters, Lacey Ann, Grace Jo and Isabella Nichole Ceriani.

JESSE KAYE

SENIOR PERSONNEL CONSULTANT

EXPERIENCE:
NFL: 24TH / Jets: 16TH

Jesse Kaye is entering his 16th season with the Jets.

He was awarded a special game ball by the Jets' organization during the 2007 offseason for filing over 10,000 player evaluation reports in his scouting career. Prior to his current role, he ran the Jets' College Scouting department for four years after spending eight years as a talent scout for the Jets. He previously served as the Green Bay Packers' director of pro personnel for two seasons (1992-1993) and also spent three seasons as a Packers' pro scout/administrative assistant (1998-1991). He teamed with Haley at the Pittsburgh Steelers from 1986-1988 as a scout and began his scouting career with the BLESTO scouting combine service (1984-1985).

A former quarterback for the Wisconsin Badgers, Kaye transferred and earned small school All-American honors at the University of Tampa before pursuing a professional career in the Canadian Football League with the Saskatchewan Rough Riders. He also spent time on the practice squad of the Miami Dolphins after attending training camp. Kaye resides near Green Bay, WI and has a son, Damon, and a daughter, Annye (Kaye) Grapf.

JEFF BAUER

COLLEGE SCOUT

EXPERIENCE:
NFL: 8TH / Jets: 8TH

Jeff Bauer enters his eighth season as a college scout with the Jets. He covers the midwest for the Jets, from Minnesota to Texas, and Kansas to Indiana. Prior to joining the Jets, Bauer spent 11 years as a high school/middle school football coach, six years in Houston and five years at a high school in Overland Park, KS. A native of Ankeny, IA, Bauer received his bachelors degree in physical education from Iowa State and his masters in administration from Prairie View A&M. He was a four-year letterman at Iowa State from 1987-1990 where he played strong safety. Bauer resides in Ankeny, IA with his wife Amy, and their three children, sons, Jordan and Jase, and daughter Ashlynn.

MATT BAZIRGAN

COLLEGE SCOUT

EXPERIENCE:
NFL: 6TH / Jets: 6TH

Matt Bazirgan is entering his sixth season with the Jets and fifth as a college scout. Bazirgan started with the Jets as a pro personnel intern and college scouting assistant in his first year. Prior to joining the Jets, Bazirgan spent two seasons as a graduate assistant coaching defensive ends and linebackers at Springfield College, while earning a masters in sport management. In 2001, he coached wide receivers at his alma mater, Bates College, as a coaching intern, after spending the 2000 season with the Elancourt Templiers in France as a player and coach. He graduated from Bates College in 2000 with a degree in English where he was a three-year starter at quarterback and a team captain in his senior season. Bazirgan and his wife, Jess, reside in Arlington, MA. They have a son, Brody.

JOE BOMMARITO

COLLEGE SCOUT

EXPERIENCE:
NFL: 9TH / Jets: 9TH

Joe Bommarito is entering his ninth season with the Jets as a college scout, primarily responsible for scouting the West Coast. Inducted into the Monterey Peninsula College Hall of Fame as both an athlete and a coach on March 21, 2003, Bommarito began coaching college football in 1980 at Monterey Peninsula College. There, he was the linebackers' coach for three seasons before being named defensive coordinator (1984-94) and then assistant head coach in 1995. In 1998, he was appointed Head Coach and was named Coach of the Year for taking his team to the Conference Championships and the East County Bowl. He left coaching for private business in 2000. He played linebacker at Monterey Peninsula College (1975-76) and Fresno State (1978), where he majored in journalism and advertising. Bommarito and his wife, Cyndi, have five children, Kristi, Joe Jr., twins Robert and Thomas, and Theresa. They have has one grandchild, Anthony.

JAY MANDOLESI

COLLEGE SCOUT

EXPERIENCE:
NFL: 8TH / Jets: 6TH

Jay Mandolesi enters his sixth season with the Jets and first as a college scout. Based in Cary, NC, he will be responsible for scouting the southeast region.

Mandolesi spent the last two years as the coordinator of college scouting, where he was responsible for maintaining the day-to-day operations of the college scouting department regarding scouts' scheduling, university relations and processing and organizing the information gathered on draft-eligible players. In addition, he participated in scouting and evaluating players throughout the country.

In 2005, he served as a defensive assistant on the Jets' coaching staff, where he compiled breakdowns of opposing offenses, as well as assembled weekly playbooks. In 2004, he was an assistant in the Jets' video department, after spending the previous two years as an intern for the New England Patriots video department, during which time the Patriots won a Super Bowl championship.

Born in Springfield, MA, Mandolesi earned a B.S. degree in sports management in 2004 from Springfield College, where he was a four-time All-New England discus thrower. He was married to Michelle in July 2009.

NOEL MAZZONE

COLLEGE SCOUT

EXPERIENCE:
NFL: 4TH / Jets: 4TH

Noel Mazzone is in his first year as a college scout after three seasons as the Jets wide receivers coach. In 2006 under Mazzone, the Jets receiver tandem of Jerricho Cotchery and Laveranues Coles combined for the highest total of receptions (173) by a Jets' tandem in franchise history. In three seasons under Mazzone, Cotchery caught 231 passes for 2,979 yards after a combined 25 receptions for 311 yards in his first two NFL seasons.

Mazzone came to the Jets after one season (2005) as the offensive coordinator/quarterbacks' coach at Mississippi. From 2003-04, Mazzone served as the offensive coordinator and quarterbacks' coach at North Carolina State mentoring the potent passing combination of Chargers Philip Rivers and Cotchery.

In 2002, Mazzone served as the special teams' coordinator and running backs' coach for Oregon State. Before Oregon State, Mazzone coach for Tommy Tuberville, first as the offensive coordinator and quarterbacks' coach at Ole Miss, 1994-98, and then as the offensive coordinator/quarterbacks' coach at Auburn, 1999-2001. Mazzone has also served as QB coach at the University of Minnesota, 1992-94, quarterbacks and receivers coach at TCU, 1987-91, and at Colorado State, 1982-86.

Mazzone, from Raton, New Mexico, was a quarterback at the University of New Mexico from 1975-79.

GARY SMITH

COLLEGE SCOUT

EXPERIENCE:
NFL: 19TH / Jets: 12TH

Gary Smith is entering his 12th season with the Jets as a college scout. Prior to joining the Jets, he spent seven seasons with the Chicago Bears as their BLESTO scout, after serving as the defensive line coach, director of football operations and the on-campus recruiting coordinator at Indiana University.

Smith was a member of the IU coaching staff that made six Bowl appearances in his eight seasons. He joined the Hoosiers after having served as the Head Coach and Athletic Director at Crete-Monee HS in Illinois. He also coached at Virden HS, Lyons Township HS and Reavis HS in Illinois, serving as defensive coordinator and defensive backfield coach on the latter during a run of a three straight state championships (1980-82). Smith also coached at the College of DuPage and was a GA at Southern Illinois. He was a member of the St. Louis Cardinals' taxi squad in 1970 and 1971 as a CB and special teams player.

He played football and graduated from Southern Illinois with a bachelors of science in technical and industrial engineering and secondary education in 1969 before earning a masters in educational and administration services from Northern Illinois, and he earned his Certificate of Advanced Study from Indiana University. Smith, born in Springfield, IL, is a long-time member of the Illinois High School Football Coaches and the American Football Coaches Association.

STAFF

TRACY BELMEAR

DIRECTOR, SALES

EXPERIENCE:
NFL: 8TH / Jets: 8TH

Tracy Belmear is entering his eighth season with the Jets. He is responsible for the packaging and sales of corporate sponsorships for the team. Before coming to the Jets, he served as the director of corporate sales for Sports Facilities Marketing Group based in Cleveland. A graduate of West Virginia University, Belmear has two children, Julien and Gisela.

BOB BRENNFLECK

SENIOR DIRECTOR, SALES

EXPERIENCE:
NFL: 8TH / Jets: 8TH

Bob Brennfleck is entering his eighth season with the Jets. He is responsible for expanding revenues in key corporate categories, including: financial services, automotive and telecommunications. Prior to coming to the Jets, Brennfleck served as the senior vice president of business operations and chief marketing officer for the New York Islanders. He earned a bachelor's degree from the University of Richmond and also has a master's degree in sport management. Brennfleck and his wife Karen have three sons, Ryan, Andrew, and Justin.

HYMIE ELHAI

SENIOR COUNSEL/DIRECTOR, BUSINESS & LEGAL AFFAIRS

EXPERIENCE:
NFL: 8TH / Jets: 8TH

After beginning his career with the Jets as a JetsFest intern at the 2000 training camp, Hymie Elhai is entering his eighth year with the Jets. Elhai was hired full time in 2002 as the manager of legal affairs and business development. He was promoted to associate counsel and director of legal affairs in February 2007 and to senior counsel/director of legal and business affairs in 2009. Elhai is responsible for team sponsorship, licensing, event, new media, production and broadcasting agreements, while also ensuring team compliance with NFL regulations and policies related to corporate sponsorship, licensing and advising on relevant corporate legal issues. He also has been involved in strategic planning for the New Jets Stadium and the Atlantic Health Jets Training Center. A graduate of the Rutgers University School of Law-Newark and The Johns Hopkins University, where he played football and baseball, Elhai resides in Hoboken, NJ.

JEFF FERNANDEZ

DIRECTOR, CORPORATE SALES

EXPERIENCE:
NFL: 11TH / Jets: 7TH

Jeff Fernandez is entering his seventh season with the Jets. He is responsible for building corporate partnerships and selling team sponsorship and media inventory. Fernandez previously served in the NFL as director of marketing partnerships for the Buffalo Bills from 1999-2001. At Huizenga Sports in Ft. Lauderdale, FL, from 1995-1999, he sold sponsorships for the Miami Dolphins, Florida Panthers and Florida Marlins. Fernandez also served as vice president of marketing partnerships for Indianapolis Motor Speedway and the Indy 500 from 2001-2003. He has a bachelor's degree in economics/applied mathematics from Brown University and earned a master's degree in education in sports administration from University of Miami. Fernandez and his wife, Tracy, have a son, Matthew and a daughter, Ciaran.

RICH GENTILE

SENIOR DIRECTOR, BROADCASTING AND MULTIMEDIA PRODUCTION

EXPERIENCE:
NFL: 13TH / Jets: 2ND

Rich Gentile joined the Jets in May 2008, overseeing the creation of a new broadcast department, including a post-production facility, which opened in 2009. Gentile is responsible for the creation of team content for television, the website, and team events.

Prior to joining the Jets, Gentile spent 11 seasons with the Philadelphia Eagles as their Senior Producer for the Eagles Television Network, where he produced preseason broadcasts, weekly television shows and in-stadium content. Previously, Gentile was an associate producer for "Penn State Football Story" and "Penn State Hoops" while with D'Elia Wittkofski Productions in Pittsburgh, PA (1996-97) and was a production assistant for NHL broadcasts on ESPN and FOX (1995-96).

Born and raised in Pittsburgh, PA, Gentile is a 1994 graduate of the University of Colorado at Boulder and enjoys spending time with his family, including his five nieces and nephews: Oliver, Adam, Austin, Alyssa, and Elise. Gentile is an avid skier, and mountain biker, who loves the outdoors. With a strong interest in all aspects of film making, Gentile loves movies from all eras and genres, but claims "The Natural" as his favorite.

GUS GRANNEMAN

DIRECTOR, EQUIPMENT

EXPERIENCE:
NFL: 17TH / Jets: 16TH

Gus Granneman is entering his 16th season with the Jets and his fourth as the head equipment manager (third as director, equipment) for the New York Jets. He served as the assistant manager of equipment for five seasons prior to 2006, when he was named the equipment manager. In his current role, Granneman is responsible for the day-to-day operation of the equipment department, including the ordering, purchasing, issuing and maintenance of all uniforms and footwear, players' protective equipment, coaches' and support staff apparel, as well as ordering and maintaining all field equipment and directing its transportation to and from all home and away games. He also oversees the maintenance and upkeep of the locker rooms and equipment in addition to all sideline communications.

Granneman is assisted by Vito Contento, Cortez Robinson, and Jim Gallione. Contento, in his seventh year with the Jets, is a graduate of Western Kentucky and spent three seasons as an intern for the Kansas City Chiefs and three seasons in NFL Europe. Robinson, in his seventh year with the Jets, is a graduate of Wisconsin - River Falls and spent four summers working for the Chiefs as a training camp intern before joining the Jets. Gallione, in his third year with the Jets, is a graduate of William Patterson University and worked as an equipment intern for the Jets in 2005 before stints at Fordham University and Columbia University as the equipment manager.

Granneman was a part of the AFC equipment staff at the 1999 Pro Bowl and also served as the equipment manager for the Barcelona Dragons (1995-97) under head coach Jack Bicknell. Prior to joining the Jets, Granneman served as a seasonal intern in the Chiefs equipment department (1993). He graduated from Indiana with a degree in kinesiology in 1992. While attending Indiana, he served as an assistant football coach at Bloomington North HS. He attended Marshall HS in his hometown of Marshall, MO with Darin Kerns (Florida State University equipment manager), and Brad Berlin (Washington Redskins' equipment manager).

CLAY HAMPTON

SENIOR DIRECTOR, OPERATIONS

EXPERIENCE:
NFL: 20TH / Jets: 20TH

Clay Hampton is entering his 20th season with the Jets and fourth season as senior director of operations. Hampton spent his first 16 years with the Jets in the equipment department, where he succeeded his father, Bill, as equipment manager in 2001 upon his dad's retirement after 37 years in the NFL. His first job with the Jets was as a ball boy on game day in 1983 at Shea Stadium.

Hampton is directly assisted by Aaron Degerness, Rich Bedell and Montelle Sanders. Degerness originally joined the Jets in August 2006 as an intern in the Equipment Department and was promoted to his current position of operations manager in March 2008. Bedell was promoted to operations manager in March 2008. A 2001 graduate of Hofstra University, Bedell previously served five years as the team receptionist. Sanders, a 1997 graduate of Jackson State University, joined the Jets in the role of operations coordinator in March 2008.

Hampton is responsible for overseeing the team's vast operational system, which includes team operations and field and grounds. His staff was heavily involved in executing the successful relocation of the 150 employess, players and coaches to the Atlantic Health Jets Training Center right before the start of the 2008 regular season.

In addition to the day-to-day operations of the team, including coordinating training camp, which for the Jets, will be away from their home facility in Cortland, NY for the first time since 1967, Hampton and his staff coordinate the team's travel, lodging, and dining as well as visiting teams' arrival procedures at the Meadowlands. Hampton also serves as the main liaison between the team and the Meadowlands Sports Complex as well as the New Jets Stadium, scheduled to open in 2010. Hampton's brother, Drew, serves as the equipment manager with the Jacksonville Jaguars. Hampton and his wife, Kelly, have one son, Bryce.

JEFF HECKER

SENIOR DIRECTOR, TICKET OPERATIONS

EXPERIENCE:
NFL: 2ND / Jets: 2ND

Jeff Hecker joined the Jets in May, 2008 as the team's senior director of ticket operations. He oversees all aspects of ticket operations for the Jets' organization.

Prior to joining the Jets, Hecker spent nine years with Ticketmaster, the last four as the general manager for Ticketmaster-Tri-State Region. A graduate of State University of New York at Albany, Hecker and his wife Kathy reside in West Orange, NJ, with their twin daughters, Erin and Samantha.

BLAKE HOERR

DIRECTOR, FIELDS AND GROUNDS

EXPERIENCE:
NFL: 5TH / Jets: 4TH

Blake Hoerr begins his fourth season with the Jets, responsible for developing and managing all maintenance programs pertaining to the athletic fields and grounds at the Atlantic Health Jets Training Center in Florham Park and Jets training camp in Cortland, NY in 2009.

Hoerr was a key cog in the Jets seamless transition in 2008 from Hofstra to the Atlantic Health Jets Training Center, overseeing the Hofstra fields during 2008 training camp while making multiple visits each week to ensure the five AHJTC fields, three grass and two turf, were ready for the Jets 2008 season, also working with the staff to identify proper position areas for each coach.

Before each home game, Hoerr walks the turf at the Meadowlands to address any issues before the Jets take the field. In preparation for the 2009 training camp, Hoerr and his staff oversaw the preparation of the SUNY Cortland playing surfaces while maintaining the fields at the AHJTC.

Assisting Hoerr are Matt Henn and Jonah Snyder. Henn joined the Jets from South Seas Island Resort on Captiva Island, where he was superintendent, 2007-08. A graduate from the University of South Florida/Daytona Beach in 2003, Henn was an assistant groundskeeper for the Toledo Mud Hens Triple A baseball team in 2005-06, when they were awarded Field of the Year as well as an intern for the Milwaukee Brewers 2003. Snyder graduated from Purdue in 2008 where he assisted Al Capitos, former head groundskeeper to the Baltimore Orioles. He also interned with the San Francisco Giants in 2006-07 where he assisted in preparation for the 2007 All-Star Game.

Before coming to the Jets, Hoerr spent one season as an assistant with the Baltimore Ravens. Before entering the NFL, Hoerr spent three years working on the grounds at Washington National Cathedral, which included working with the Secret Service on President Ronald Reagan's funeral. He also spent three years with the Baltimore Orioles, and one season with the Seattle Mariners, where he helped open Safeco Field in 1999. He wrestled for two years at Indiana and two years at Illinois, and he graduated from Illinois with a Bachelor of Science degree in turfgrass management. Hoerr hails from Morton, IL, where he was one of eight children.

RANDY LANGE

DIRECTOR, PUBLICATIONS/EDITOR-IN-CHIEF, NEWYORKJETS.COM

EXPERIENCE:
NFL: 3RD / Jets: 3RD

Randy Lange is entering his third season with the Jets as editor-in-chief of newyorkjets.com and director of publications. He is a columnist and editor for the site, as well as the primary blogger on "Randy's Radar" on newyorkjets.com.

Before coming to the Jets, Lange covered the team from 1994-2006 for The Record of Hackensack, N.J. In that role he made many radio and TV appearances in the area and around the country and was a Jets correspondent for Sports Illustrated, USA Today and CBS.Sportsline.com and a columnist for Jets Confidential. He wrote a book, Stadium Stories: New York Jets, published by Globe Pequot Press in August 2005.

Lange was at The Record for 17 years and worked at various newspapers in New York and New Jersey as a writer and editor for 33 years. He graduated from Glassboro State College in 1974 with a degree in communications after two years at Rutgers University. He was born in Dover, N.J., graduated from Jefferson Township HS and lives in Jefferson and in Lake Como, N.J., with his wife, Rosemarie.

MIKE LEBET

DIRECTOR, BUILDING OPERATIONS

EXPERIENCE:
NFL: 2ND / Jets: 2ND

Mike Lebet, entering his second season with the Jets, is responsible for all facility maintenance, utility infrastructure and construction projects for the Atlantic Health Jets Training Center. Prior to joining the Jets, Mike spent more than 15 years holding similar positions in the food manufacturing industry, covering consumer staples from mayonnaise to chewing gum and candy. Lebet holds a bachelor's degree in engineering from Rutgers University and a master's degree in engineering management from the New Jersey Institute of Technology.

Born and raised in North Bergen, NJ and a life-long New Jersey resident, Mike and his wife Lanna, have a daughter, Abby, and a son, Michael.

JESSE LINDER

DIRECTOR, COMMUNITY RELATIONS

EXPERIENCE:
NFL: 8TH / Jets: 7TH

Jesse Linder is in his seventh season with the New York Jets, his fourth as the director of community relations. Linder joined the Jets in 2003 as the community relations assistant and assumed the responsibilities of manager of community relations in 2004. Linder oversees all of the club's community relations and charity outreach initiatives, and is responsible for the "Heads Up" program, a partnership with the PSAL (a football helmet refurbishment program), the "Eat Right, Move More" school nutrition program with the New Jersey Department of Agriculture, as well as serving as the point person for the Atlantic Health Jets Women's Organization (JWO).

Linder previously served as a physical education teacher in the New Paltz Central School District where he coached baseball, basketball and golf and served as an intern in the Miami Dolphins' community relations department in 2002. A native of New Paltz, NY, Linder graduated from the University of Delaware in 1999 with a bachelor's degree in health and physical education with a minor in coaching science and earned his Masters Degree in sport management from the University of Massachusetts-Amherst in 2002. Linder enjoys playing golf in his spare time and owns a single-digit handicap.

JENNIFER LINN

SENIOR DIRECTOR, CORPORATE PARTNERSHIPS

EXPERIENCE:
NFL: 11TH / Jets: 11TH

Jennifer Linn is entering her 11th season with the Jets. Linn originally joined the Jets as an intern in 1999, advancing to a full-time position in the marketing department in 2000. She was promoted to director of corporate partnerships in 2004, and to senior director in 2007.

Currently, Linn and her staff manage and execute all aspects of Jets sponsorships and corporate marketing partnerships as well as all aspects of corporate and department hospitality.

With the move to the Atlantic Health Jets Training Center in Sept. 2008, Linn has taken on responsibility for selling and coordinating non-football events at the AHJTC, including corporate meetings, lunches and dinners, as well as trade shows that utilize the approximately 200,000 square feet of space.

Linn graduated from St. John's University with a bachelor's degree in sports management. Linn and her husband, Billy, have two daughters, Ella and Ava, and one son, Will.

BOBBY MASTRODDI

SENIOR DIRECTOR, FACILITIES SECURITY

EXPERIENCE:
NFL: 6TH / Jets: 6TH

Robert Mastroddi is entering his first season as the senior director of facilities security after serving the previous five seasons as director of facility security. Mastroddi is responsible for the development of the organizations security plans for the Atlantic Health Jets Training Center and New Jets Stadium.

The plans for the New Jets Stadium include collaborating with various stake holders to create comprehensive emergency operations, strategies that define the proactive and response roles for each of the various public safety agencies. These operational plans include a comprehensive mitigation approach to reduce risk and facilitate the appropriate emergency responses. Mastroddi has implemented monthly public safety meetings that stress the importance of coordinating mutual aid, protocols and emergency response communications systems. He played a significant role in coordinating a large scale training exercise on April 18, 2008, with numerous public safety resources throughout Northern New Jersey to manage a mock critical incident scenario at the stadium. In addition, he has been implenting safety and security measures along with creating the emergency response plans for the Atlantic Health Jets Training Center in Florham Park, NJ, which includes working closely with all emergency first responders to coordinate the appropriate responses.

Prior to joining the Jets, Mastroddi served with the New York Police Department for 20 years. In 2002, he was designated security liaison for the Governor of New York State, where he provided and maintained all personal security functions for Governor George Pataki in New York City. From 1999-2002, while serving as director of security and intelligence for the Office of Emergency Management (OEM) and subsequent to 9/11, Mastroddi was assigned the task of assisting in the establishment of site security operations for the local and federal command centers, where he oversaw the daily operations of a large security detail comprised of law enforcement offices from across the nation. He also closely assisted the OEM Commissioner with all interagency response operations associated with the crash of American Airlines Flight 587 and the anthrax attack on several media outlets that same year. Mastroddi also served as the liaison between federal, state and local law enforcement agencies regarding intelligence gathering and directed security operations during city-wide emergencies and interagency drills.

He and his wife, Kim, have a daughter, Larissa, and a son, R.J.

JOHN MELLODY

HEAD ATHLETIC TRAINER

EXPERIENCE:
NFL: 16TH / Jets: 15TH

John Mellody is entering his 15th season as a member of the Jets' athletic training department, his fourth as head athletic trainer. He is responsible for all aspects of the athletic training department including the evaluation, management, treatment, rehabilitation and prevention of athletic injuries. Fourth-year assistant trainers David Zuffelato and Josh Koch are integral members of the sports medicine staff, providing an optimal environment for today's high-caliber professional athlete in the NFL. Together they put forth a tireless effort in administering progressive and innovative therapy techniques.

Prior to joining the Jets in 1996, Mellody served as the assistant athletic trainer at St. Joseph's University in Philadelphia for the 1995 men's basketball team. He first considered an athletic training career while studying human performance at Ursinus College, where he was a member of the track and cross country teams. He continued his education at Syracuse University, where he was a graduate assistant athletic trainer from 1992 - 1993. After receiving his master's degree in physical education, he worked at HealthSouth in Syracuse.

Mellody's first NFL experience was as a seasonal assistant trainer with the Philadelphia Eagles under the legendary Otho Davis in 1991. He continues that same tradition here at the New York Jets with a seasonal athletic trainer internship program. John Rich, Bobby Daplyn and Ezron Bryson will be the seasonal assistant athletic trainers for the 2009 Season.

Mellody is a member of the NATA and both the New Jersey and New York Athletic Trainers' Associations. A native of Philadelphia, Mellody resides in Ledgewood, NJ, with wife, Kathryn, and daughter, Sydney Marie.

BRIAN MULLIGAN

DIRECTOR, EVENTS AND GAME OPERATIONS

EXPERIENCE:
NFL: 9TH / Jets: 9TH

Brian Mulligan is entering his ninth season with the Jets and fifth season as director of events and game operations. Mulligan is responsible for managing the Jets Flight Crew and all Jets' events, including training camp and the three annual draft day parties around the Tri-State area.

In addition, he is in charge of all game operations at the Meadowlands, including pre-game and in-game entertainment, halftime shows and special ceremonies.

Mulligan, a Bellmore, NY native, joined the Jets in 1997 as an intern with the club's interactive theme park "Generation Jets Fest." A graduate of the University of Massachusetts with a degree in Sports Management, Mulligan and his wife Denise were married in 2007 and have one son, Brady Ryan, born Dec. 2008.

TOM MURPHY

SENIOR DIRECTOR, INFORMATION TECHNOLOGY

EXPERIENCE:
NFL: 11TH / Jets: 11TH

Tom Murphy is entering his 11th season with the Jets and fourth as senior director of information technology. Murphy served the previous six years as director of IT.

Murphy oversaw the Jets information technology transition from Hofstra to the Atlantic Health Jets Training Center in 2008, as the team seamlessly moved 150 employees, players and coaches from Hempstead to Florham Park at the conclusion of training camp in time for the start of the 2008 season. Murphy, who oversees all aspects of Jets IT, worked with his team to design, build and implement the network infrastructure for both football and business at the AHJTC while maintaining the Jets offices in Hempstead and New York City.

Born and raised in Island Park, NY, Murphy and his wife, Beth, have a daughter, Marie Elizabeth, and a son, Thomas Harrison.

STEVEN PIAZZA

DIRECTOR, NETWORK SERVICES

EXPERIENCE:
NFL: 11TH / Jets: 11TH

Steven Piazza, entering his 11th season with the Jets, is responsible for all aspects of managing and supporting the network infrastructure for football and business operations. Piazza began his career with the Jets in 1998 as an intern in the video department. In 2001, he made a transition to Information Technology in order to better utilize and develop his skill set. He has a bachelor's degree in television production from Hofstra University. Piazza and his wife, Lori, have two daughters, Julie and Emily.

CHRIS PIERCE

SENIOR DIRECTOR, MERCHANDISING

EXPERIENCE:
NFL: 7TH / Jets: 7TH

Chris Pierce is entering his seventh season as the senior director, merchandise, responsible for all retail ventures including the Jets Shop e-commerce business, Jets Shop Catalog, Jets Shop at the Meadowlands, Jets Shop at Training Camp and Jets Shop retail stores.

In June 2009, Pierce led the opening of the Jets Shop storefront on Madison Avenue at 50th Street in New York City, a 1,000 square feet emporium for all things Jets. Pierce is an appointed member to the NFL Apparel and NFL Hardlines Steering Committees, which set direction and develop new NFL Consumer Products.

Prior to joining the Jets, Pierce has held various director and merchant positions with Lord & Taylor, Joe Boxer, Diesel and J. Crew. Pierce graduated with a bachelor's degree in organizational and interpersonal communication and minored in business administration and sociology from the State University of New York at Albany. Pierce was honored by his alma mater with induction into the School of Communications Hall of Fame and also delivered the School of Communications' commencement address in May 2009.

He is a member of his local Little League as a Tee-Ball manager and is a certified Positive Coaching Alliance coach. Pierce and his wife, Allison, have one son, Conor and one daughter, Mackenzie.

MICHELE SPADAVECCHIA

DIRECTOR, TICKET OPERATIONS

EXPERIENCE:
NFL: 2ND / Jets: 2ND

Michele Spadavecchia, entering the second season with the Jets, is responsible for managing the day-to-day operation of the Jets Ticket Office. Before joining the Jets, she was an assistant director in tickets for the New Jersey Nets for four seasons, and before that, the director of ticket operations for the MLS MetroStars for five seasons (2000-05), where she also supervised ticket operations for international soccer matches held at the Meadowlands.

Spadavecchia also served as the ticket manager for AVP volleyball during their four-day event in Coney Island, NY, with the NHL in ticket operations for the 2000 NHL Al-Star Game in Toronto and as a ticket supervisor with the St. Pete Times Forum, working with the NHL's Tampa Bay Lightning as well as concerts.

Spadavecchia, a native of Lynbrook, NY, graduated from the University of Tampa with a degree in sports management and lives in Little Falls, NJ.

TIM TUBITO

DIRECTOR, VIDEO

EXPERIENCE:
NFL: 6TH / Jets: 6TH

Tim Tubito is entering his sixth season with the New York Jets and his second as the team's director of video. Tubito will be responsible for the day-to-day operations of the Jets video department, including the management of the team's library of NFL games and Jets practices, compilation of opponent cutups, offensive/defensive self-scout analysis cutups, and editing NCAA and NFL player evaluation tapes for the scouting department.

Assisting Tubito are Ryan O'Heir and Ryan Mahanes. Mahanes served as a student assistant in video for the University of Virginia, where he graduated. He was an intern in video for the Cleveland Browns in 2004 before joining the Jets in 2005 as a video assistant. O'Heir, a graduate of Fairfield University, is in his fifth season with the Jets. He joined the team in 2005 as a video intern and then worked as a video assistant and video web editor for newyorkjets.com in 2006 before being promoted to video assistant in 2007.

Tubito previously worked with the team as a video intern (2002-03) and assistant video director (2005-07). In between stints with the Jets, Tubito worked as the assistant video director for Rutgers University football where his primary responsibilities were compiling motivational video and alumni presentations. Born in Brooklyn, NY, and raised in Staten Island, Tubito is a 2004 graduate of Hofstra University's television video production program.

Tim and his wife, Kristine, live in Wayne, NJ.

VICKY VITARELLI

SENIOR DIRECTOR, MARKETING

EXPERIENCE:
NFL: 6TH / Jets: 6TH

Vicky Vitarelli is entering her sixth season with the Jets, and third as senior director of marketing. Her duties include oversight of newyorkjets.com and integrated brand management of "off-the-field" marketing across all aspects of the Jets brand and communications.

Prior to joining the Jets' organization, she was vice president, brand building for MasterCard International. Before joining MasterCard, she developed brand advertising for leading consumer brands as a member of agencies that included Publicis Bloom, Bozell Worldwide and Ogilvy & Mather.

Vitarelli earned a bachelor's degree in marketing from the State University of New York/College at Oswego. In 2004, while on vacation in Tanzania, Africa she and her husband, Tyler Merson climbed Mt. Kilimanjaro. They have one son, C.J.

REGAN WATERS

DIRECTOR, HUMAN RESOURCES

EXPERIENCE:
NFL: 3RD / Jets: 3RD

Regan Waters is entering her third season with the Jets as director of human resources. Waters is responsible for all aspects of human resources and office administration for the Jets' organization. Before joining the Jets, she was Sr. Director, Human Resources for MTV Networks. Waters has a degree in elementary education from Loyola College (MD) and a graduate degree in human resources management and organizational development from NYU. A native of Red Bank, NJ, Waters resides in Hoboken, NJ.

DR. KENNETH MONTGOMERY, MD

ORTHOPEDIC SURGEON, HEAD TEAM PHYSICIAN AND CHAIRMAN OF THE MEDICAL DEPARTMENT

EXPERIENCE:
NFL: 11TH / Jets: 11TH

Dr. Kenneth Montgomery is entering his 11th season with the Jets as a member of the medical staff and was promoted to the head team physician in 2008. He first worked with the team as a sports medicine fellow during the 1995 season. Montgomery has served as a team orthopedist with the New York Islanders since 1997 and was the section chief of Sports Medicine at ProHEALTH Care Associates in Lake Success, NY from 1997 to 2005. He is currently practicing at Tri-County Orthopedics and Sports Medicine, in Morristown, NJ.

Montgomery served his residency in orthopedic surgery at the Hospital for Special Surgery (1991-95) and was a sports medicine fellow at Lenox Hill Hospital (1995-96), where he worked with the Jets and New York Rangers. He also completed a hand and upper extremity fellowship at Harvard (1996-97). Montgomery attended medical school and received his MD from the University of California at San Francisco and received his undergraduate degree from Cal-Irvine. Born in Montebello, CA, Montgomery and his wife, Dr. Leslie Montgomery, have one son, Dylan and one daughter, Elena.

DR. ELLIOTT HERSHMAN, MD

TEAM ORTHOPEDIST

EXPERIENCE:
NFL: 24TH / Jets: 24TH

Dr. Elliott Hershman is entering his 24th season with the Jets. He was promoted to his current position of team orthopedist after the 1991 season after serving as the team's associate orthopedic surgeon from 1987-91. He began working with the Jets in 1976 as a medical student, and worked with the team as an orthopedic resident at Lenox Hill Hospital in 1982. Hershman continued specialized training in sports medicine at the Cleveland Clinic where he worked with the Cleveland Browns and Cleveland Cavaliers before returning to Lenox Hill Hospital in 1984 as an attending physician, where he now holds the position of chairman of orthopedic surgery. He is the chairman of the NFL Injury and Safety Panel and also has served as team orthopedist for the New York Islanders since 1996. Hershman also is the chief of orthopedics at ProHEALTH Care Associates in Lake Success, NY.

Born in Jacksonville, NC, he earned his Bachelor's degree and MD from the University of Rochester. Hershman and his wife, Susan, have two sons, Todd and Daniel.

DR. ELLIOT J. PELLMAN, MD, FACP

DIRECTOR OF MEDICAL SERVICES

EXPERIENCE:
NFL: 22ND / Jets: 22ND

Dr. Elliot J. Pellman is entering his 22nd season as a member of the Jets' medical staff. Dr. Pellman originally joined the Jets' medical staff in 1988 as the team internist and served in that capacity through the 1997 season. In addition to his current role as the director of medical services with the Jets, Pellman serves as the medical advisor for the National Football League advising the league on medical and health matters and as a liaison to the league's various health committees, team physicians, and athletic trainers, as well as the National Football League Players Association and NFL Players Foundation. Pellman is the medical advisor for Major League Baseball (since 2003) and the medical director for the New York Islanders (since 1996). He is the co-founder and medical director of ProHEALTH Care Associates in Lake Success, NY, one of the largest private medical practice facilities in New York State.

Pellman has received numerous honors, including the 2007 National Hispanic Medical Association Health Leadership Award and the 2008 New York Arthritis Foundation Sports Leadership Award. He is a Fellow of the American College of Physicians and an Associate Clinical Professor of Medicine and Orthopedics at the Mount Sinai School of Medicine.

Pellman was born on January 17, 1954, in Bay Shore, NY, grew up in the Bronx and attended DeWitt Clinton High School. Dr. Pellman and his wife, Phyllis, are the parents of daughters, Rachel, Danielle, and Emily.

DR. ANDREW A. WILLIS, MD

ASSOCIATE TEAM ORTHOPEDIST

EXPERIENCE:
NFL: 2ND / Jets: 2ND

Andrew Willis is entering his second season as a member of the New York Jets medical staff. Dr. Willis joined the Jets medical team in his current role as associate team orthopedist, when the Jets moved into their new training facility in Florham Park prior to the 2008 season. Dr. Willis is a partner at TriCounty Orthopedic & Sports Medicine group practice where he serves as the Director of Sports Medicine Research and Education. He is a double-fellowship trained, board-certified Orthopaedic Surgeon who also holds a board subspecialty Certificate of Added Qualifications (CAQ) in both Sports Medicine & Hand Surgery.

Dr. Willis attended Dartmouth College as an undergraduate from 1989-1993 where he played defensive back on three consecutive Ivy League football championship teams. He received his medical degree, with honors (AOA), from Columbia University in 1997 and completed his residency in orthopaedic surgery at the Hospital for Special Surgery, Cornell Medical Center in New York City from 1997-2002. Dr. Willis subsequently completed a fellowship in Sports Medicine at the Hospital for Special Surgery where he trained under the Head Team Physicians for the New York Giants and the New York Mets. He also completed a second fellowship in hand and elbow surgery at the Mayo Clinic in Rochester, Minnesota.

In addition to his position with the New York Jets, Dr. Willis serves as the Head Team Physician for Drew University (Madison, NJ) and the Delbarton School (Morristown, NJ). Born in Concord, MA, Dr. Willis and his wife, Heather, have one daughter, Morgan, and one son, Carter.

DR. DAVID TAMRES, MD

ASSOCIATE TEAM INTERNIST

EXPERIENCE:
NFL: 2ND / Jets: 2ND

Dr. David Tamres is entering his second season as a member of the New York Jets medical team, serving as team internist since the Jets moved into their new training facility in Florham Park in 2008. Dr. Tamres is a partner at Madison Internal Medicine Associates, an internal medicine practice in Morristown, NJ.

Dr. Tamres did his undergraduate studies at the University of Pennsylvania where he graduated in 1992, studying the Biological Basis of Behavior. He received his medical degree from The Mount Sinai School of Medicine in 1996. He then completed his internship and residency in Primary Care Internal Medicine at St. Vincent's Hospital in New York City (1996-99). Dr. Tamres then served as Chief Medical Resident in internal medicine at St. Vincent's (1999-2000). He has been in his New Jersey practice since 2000. In 2008, Dr. Tamres was named one of New Jersey's Top Doctors in New Jersey Magazine. In addition to his position with the New York Jets, Dr. Tamres is an Assistant Clinical Professor of Internal Medicine at UMDNJ-New Jersey Medical School. He is board-certified in Internal Medicine.

Born in Brooklyn, NY, Dr. Tamres lives in Randolph, NJ, with his wife, Jennifer, and his children, Brandon, Hailey and Jason.

STAFF

ANDREW AGRO
Coordinator,
Corporate Partnerships

ERIC ALLEN
Senior Manager,
Website & Publications

MIKE ALPERSTEIN
Coordinator,
Events & Game Operations

NICOLE AMARAL
Assistant to the EVP/
Business Operations

DAN ASIP
Sales Specialist,
New Jets Stadium

CLAY BALDWIN
Security

MICHAEL BARRETT
Sales Manager,
New Jets Stadium

RICH BEDELL
Manager,
Operations

RICK BENCIVENNI
Coordinator,
Ticket Operations

TRACY BENNETT
Security

KARA BEUSSINK
Sales Coordinator,
New Jets Stadium

JUAN BRAVO
Audio/Visual Technician

EZRON BRYSON
Seasonal Intern,
Athletic Training

BRENDAN BURGER
Seasonal Assistant,
Equipment

MATTHEW CAPOGROSSO
Lead Software Engineer

BILL CARROLL
Security

STEVE CIASULLO
Security Supervisor

JESSICA L. CICCONE
Senior Manager,
Marketing &
Corporate Communications

VITO CONTENTO
Manager,
Equipment

BOBBY DAPLYN
Seasonal Intern,
Athletic Training

JACQUELINE DAVIDSON
Manager,
Football Administration

AARON DEGERNESS
Manager,
Operations

MICHAEL DEMARINO
Sales Specialist,
New Jets Stadium

ASHLEY EARLE
Intern,
Media Relations

ROBERT FANELLI
Manager,
Mail & Office Services

EDWARD FEELEY
Manager,
Accounting

NIKOLAOS FILIS
Assistant to the EVP/
General Manager

LARRY FITZPATRICK
Sales Manager,
New Jets Stadium

HARVEY FLATT
Facility Technician

ANTONIA FRANCOIS
Receptionist

JIM GALLIONE
Assistant,
Equipment

DENISE GARVEY
Director,
Flight Crew

JOE GASCO
Security

JOHN GIAMMARINO
Security Supervisor

MEGHAN GILMORE
Coordinator,
Media Relations

BRANDON GROSS
Intern,
Media Relations

JAMES HADZIMICHALIS
Facility Technician

MATTHEW HENN
Manager,
Fields & Grounds

MATTHEW HINTZ
Seasonal Assistant,
Video/Football

COLE HUFNAGEL
Assistant,
Pro Personnel

THERESA HUNZIKER
Administrator,
Accounts Payable

EMMANUEL JACOBO
Sales Specialist,
New Jets Stadium

LENA JOHNSON
Administrative Assistant,
Human Resources

GAVIN JOHNSTON
Seasonal Assistant,
Operations

JOSHUA KOCH
Assistant
Athletic Trainer

CHRISTIE LANDI
Sales Specialist,
New Jets Stadium

CASEY LANE
Assistant to the Head Coach

RICHARD LARCARA
Sales Specialist,
New Jets Stadium

GUY LEPORE
Sales Specialist,
New Jets Stadium

THOMAS LOOSSE
Facility Technician

TOM MCCAULEY
Security Supervisor

JOCELYN MCKNIGHT
Assistant to the EVP/Finance
& Stadium Development

RYAN MAHANES
Assistant,
Video

PAUL MARSH
Senior Manager,
Website Technology

EUGENE MARTEL
Facility
Technician

DENNIS MAYER
Manager,
Accounting

MIKE MEIROWITZ
Sales Specialist,
New Jets Stadium

JENNIFER MICELI
Manager,
Corporate Partnerships

NICHOLAS MILLER
Seasonal Assistant,
Video/Football

MANUEL MORELL
Security Supervisor

MIKE NEARY
Security Supervisor

NORA NEUSTADT
Coordinator,
Ticket Operations

NICK NICASTRO
Sales Specialist,
New Jets Stadium

BUDDY NOCERINO
Security

ERIN O'GRADY
Intern,
Media Relations

RYAN O'HEIR
Assistant,
Video

JENNIFER OLIVEIRA
Financial Analyst

SANDRA OSIPOWITZ
Coordinator,
Corporate Partnerships

ANDREA PAGNANELLI
Sales Specialist,
New Jets Stadium

CHRISTINE PATTERSON
Administrative Assistant

AL PEREIRA
Team Photographer/
Photo Manager

MARC PHILOBOS
Sales Coordinator,
New Jets Stadium

JOE PIZZI
Security

ASHWIN PURI
Director,
Consumer Sales & Service

JOHN RICH
Seasonal Intern,
Athletic Training

CORTEZ ROBINSON
Coordinator,
Equipment

RYANN RUZIKA
Assistant,
Broadcasting &
Multimedia Production

MIKE RYAN
Manager,
Web Operations

MONTELLE SANDERS
Coordinator,
Operations

GREG SAUNSEN
Software Engineer

KATIE SCHMELTZER
Manager,
Corporate Partnerships

DONALD SCHNAARS
Help Desk Support,
IT

MICHAEL SCOTT
Manager,
Creative Services

KATHRYN SMITH
Assistant,
Player Personnel

JONAH SNYDER
Assistant,
Fields & Grounds

BRUCE SPEIGHT
Senior Director,
Media Relations

JENNIFER SWENGLER
Project Coordinator,
New Jets Stadium -
Construction

RYAN THORMAN
Sales Specialist,
New Jets Stadium

DAVID TRATNER
Director,
Media Relations

CHRISTIE UPTON
Executive Assistant,
Consumer Sales & Service

KATHLEEN WADDELL
Sales Specialist,
New Jets Stadium

ILYSSA WALLACH
Seasonal Assistant,
Operations & Community
Relations

CHARLES WANDE
Coordinator,
Community Relations

KACHANA WILDER
Senior Payroll Specialist

JARED WINLEY
Senior Manager,
Public & Media Relations

DAVID ZUFFELATO
Assistant
Athletic Trainer

NOT PICTURED:
GERARD DELUISI, Security
JOHN GAKLE, Seasonal Assistant, Ground
CRAIG PERRELLI, Security
OSWALD PIERRE, Facility Technician

PLAYERS

10 QUARTERBACK

ERIK AINGE

6-5 / 221 / Tennessee
23 years old (as of opening weekend)

Hillsboro, OR/Glencoe HS
EXPERIENCE: NFL: 2 / Jets: 2nd
ACQUIRED: D5 (162), 2008 NFL Draft

CAREER HIGHLIGHTS

◊Made Jets roster in 2008 as the fourth quarterback behind Brett Favre, Kellen Clemens and Brett Ratliff… Declared inactive for the first seven games before he was placed on injured reserve, 10/29/08.

CAREER TRANSACTIONS

◊ 4/27/08, NYJ, D5 (162)

BEFORE THE NFL

◊Finished 733-of-1210 (60.6 percent) for 8,700 yards, 72 touchdowns and 35 interceptions in 46 games (35 starts) in four seasons at Tennessee…Also rushed for one touchdown.

◊As a senior, was 325-of-519 (62.6 percent), for 3,522 yards, 31 touchdowns and 10 interceptions in earning Draddy Award semifinal status and All-SEC honorable mention.

◊As a junior, was 233-of-348 passes (66.3%) for 2,989 yards, 19 touchdowns and nine interceptions…Academic All-SEC choice in each of his first three seasons and was a semifinalist for the Manning and O'Brien Awards. ◊Started five games his sophomore year, throwing for 737 yards on 66-of-145 tosses (45.5%) with five touchdowns and seven interceptions.

◊Played in nine games, starting six as a true freshman … Finished completing 109-of-198 passes (55.1%) for 1,452 yards, 17 touchdowns and nine interceptions… Second-team Freshman All-American and Offensive Freshman of the Year by The Sporting News as well as Freshman All-SEC.

◊Earned 2003 Oregon Gatorade Player of the Year honors at Glencoe HS near Portland and was named to the Prep Star All-American squad.

◊Led the state as a senior in passing yards, completions and touchdowns, as he threw for 3,078 yards, 24 touchdowns and eight interceptions.

OFF THE FIELD

◊Political Science major at Tennessee.

◊Father, Doug, played basketball at BYU, and is a college basketball coach at Linfield College.

◊Uncle, Danny Ainge, who also played basketball at BYU, is the GM of the Boston Celtics…Danny played major league baseball and played and coached in the NBA… Ainge's cousin, Austin, Danny's son, also played basketball at BYU.

◊Grandfather, Don Ainge, was drafted by the Boston Red Sox.

◊Garnered *Street & Smith's* All-American preseason honorable mention as a basketball guard at Glencoe HS… averaged 16.4 ppg as a junior.

◊Also lettered in baseball during his freshman and sophomore campaigns.

◊Attended Project Hope 5/24/08 at Times Square Church, Manhattan to greet and support U.S. military members and underprivileged youth.

◊Participated in Taste of the NFL, 5/22/08, in order to raise money for the ShopRite Partners in Caring Fund, dedicated to fighting hunger throughout the New York metropolitan area.

◊Visited Mercy First Hospital, 5/18/08, in order to provide support and encouragement for local patients.

◊Stayed with Kellen Clemens on his recruiting trip to Oregon before opting to attend Tennessee.

84 KAREEM BROWN

TIGHT END

6-4 / 260 / Miami (FL)
25 years old (as of opening weekend)
Miami, FL/Norland HS
EXPERIENCE: NFL: 3 / Jets: 3rd
ACQUIRED: Waivers (NE, 11/28/07)
ENTERED NFL: NE D4 (127), 2007 NFL Draft

CAREER HIGHLIGHTS

◊Made his NFL debut Week 17 vs. KC, 12/30/07 on special teams.

◊Transitioned from defensive end to tight end in Spring 2009.

◊Wore #98 and #97 in his first two NFL seasons.

CAREER TRANSACTIONS

◊ 11/4/08, NYJ, Signed, practice squad
◊ 11/1/08, NYJ, Waived
◊ 11/28/07, NYJ, Claimed off Waivers (NE)
◊ 11/27/07, NE, Waived
◊ 4/29/07, NE, D4 (127)

SEASON-BY-SEASON REVIEW

2008 (JETS) Inactive for the first seven games of the regular season before being waived. **(11/2 at BUF)**…Signed with the practice squad for the remainder of the season.

2007 (JETS) Claimed by the Jets, 11/29, after he was waived by NE, 11/27...Inactive for four games with NYJ before making his NFL debut vs. KC, 12/30…With NE, was inactive for the first 11 games of the regular season.

BEFORE THE NFL

◊Played defensive tackle at Miami, recording 20.5 sacks, the 11th-most in school history.

◊Recorded 11 sacks as a senior in college, the second-best single-season total by a Miami defensive tackle.

◊Competed as an offensive lineman and defensive lineman at Norland High School.

◊Forced to sit out his senior season of high school due to age requirements.

◊Earned All-Dade County honors, was team's Defensive MVP and earned Prep Star All-American honors as a junior.

OFF THE FIELD

◊Played soccer and did step aerobics while participating in the NFL's Play 60 program with children of the Herricks Middle School, Queens, NY.

◊Took children of Generation Jets Academy on a holiday shopping spree in Brooklyn, NY.

◊Works with the Big Brothers/Big Sisters Foundation and wants to continue increasing his activity because of its major presence in his community in Carol City, FL.

◊Majored in criminology at Miami.

◊Averaged 10 points and five rebounds per game in his high school basketball career.

KAREEM BROWN'S CAREER STATISTICS

GAMES PLAYED/GAMES STARTED: Career (1/0) 2007 (1/0).

JETS BLOCKED FIELD GOALS, SINCE 1993

Date	Player	Opp.	Kicker
11/28/93	Bill Pickel	at NE	Scott Sisson
9/21/97	Corwin Brown	vs. OAK	Cole Ford
9/17/00	Shane Burton	vs. BUF	Steve Christie
10/29/00	Shane Burton	at BUF	Steve Christie
9/17/06	Bryan Thomas	vs. NE	Stephen Gostkowski
9/28/08	Kris Jenkins	vs. ARI	Neil Rackers



31 DEFENSIVE BACK

AHMAD CARROLL

5-10 / 190 / Arkansas
26 years old (as of opening weekend)
Atlanta, GA/Frederick Douglass HS
EXPERIENCE: NFL: 5 / Jets: 2nd
ACQUIRED: FA (7/22/08)
ENTERED NFL: GB D1 (25), 2004 NFL Draft

CAREER HIGHLIGHTS

◊ Appeared in 51 games, starting 28 times over four seasons and has recorded 104 tackles, 24 passes defensed, three sacks and three interceptions.

◊ Finished tied for first in special teams tackles with 26 for the Jets in 2008.

◊ Earned Pepsi Rookie of the Week, 11/29/04, vs. STL, with a 40-yard fumble return for a score and an interception.

◊ Started 15 games for Orlando in the AFL in 2008, garnering 68 total tackles, three fumble recoveries for 53 yards and two touchdowns, one forced fumble and an interception.

CAREER TRANSACTIONS

◊ 3/16/09, NYJ, Re-signed, UFA
◊ 7/22/08, NYJ, Signed, FA
◊ 5/7/07, JAC, Waived
◊ 10/11/06, JAC, Signed, FA
◊ 10/3/06, GB, Waived
◊ 4/24/04, GB, D1 (25)

SEASON-BY-SEASON REVIEW

2008 (JETS) Played in all 16 games, totaling 26 special teams tackles, tied for the team lead, and two forced fumbles…**SEASON HIGHLIGHTS: (9/7 at MIA)**…Named Jets special teams player of the game after he recorded three solo tackles.

2007 Did not play in NFL.

2006 (GB/JAC) Played in four games, starting one as a Packer, tallying six tackles and a sack before being waived, 10/3…Signed with JAC, 10/10…Active for two games seeing action in one.

2005 (GB) Played and started all 16 games…Registered 45 tackles (40 solo) and posted two interceptions among 11 passes defensed, adding one forced fumble…Posted 19 returns for 390 yards, including a career-long 57-yarder on Monday Night at BAL, 12/19. **SEASON HIGHLIGHTS: (11/27 at PHI)**...Tallied a career-best five passes defensed. **(11/13 at ATL)**…Recorded five solo tackles and forced a critical late fumble, knocking the ball loose from Roddy White. **(10/30 at CIN)**…Recorded third career interception, of Carson Palmer, on a ball intended for T.J. Houshmandzadeh. **(9/25 vs. TB)…**Season-high six tackles (five solo) including one for a loss and an interception of Brian Griese.

2004 (GB) Played in 14 games, starting 11, finishing with a career-high 53 tackles (49 solo), two sacks, one interception, one touchdown on a fumble recovery and 10 passes defensed. **POSTSEASON: (1/9 vs. MIN)**…Posted one solo tackle and one pass defensed. **SEASON HIGHLIGHTS: (11/29 vs. STL)**…Recorded his first career touchdown, recovering an Issac Bruce fumble and returning it 40 yards...Also snagged an interception of Marc Bulger…Earned Week 12 Pepsi NFL Rookie of the Week honors. **(10/31 at WAS)**...Earned first career sack, of Mark Brunell, for a 7-yard loss. **(10/17 at DET)**…Made his first NFL start and tied for the team lead in tackles with six, helping limit DET to only 92 net passing yards.

BEFORE THE NFL

◊ Three-year letterman for Arkansas (2001-03), earning All-SEC first-team honors in 2001 and 2003.

◊ Started 30 of 36 colligate games played and finished career with 145 tackles, four interceptions and two fumble recoveries.

◊ A three-sport athlete at Frederick Douglass HS in Atlanta, he earned Parade All-America honors his senior season in football, was a four-time letterman in track, and earned a letter as a point guard his sophomore year.

OFF THE FIELD

◊ Two children, five-year old daughter, Jayda, four-year old son, Jeremiah.

◊ Earned a pair of All-America honors as a member of the Razorbacks' track and field team in the 100 and 200 meters at the 2003 NCAA Outdoor Track and Field Championships…Registered a career-best time (10.28) in the 100-meter prelims at the NCAA Mideast Regional Championships, where he also came in third in the 200-meter dash (20.91) to earn an automatic berth to the NCAA Championships…Subsequently became only the second Razorback athlete to earn All-America honors in the 100 meters…Had competed in the 60-meter dash during the 2003 indoor season, setting a school record with a time of 6.67 seconds at the Tyson Invitational.

◊ Contributed his time to after school programs at Morristown Neighborhood House in New Jersey, 10/28/08 and the Sports & Arts in Schools Foundation in New Jersey, 12/16/08.

◊ Founded the Humble Grind Foundation in 2007 and hosted his annual Humble Easter Egg Hunt, 4/11/09 in Atlanta, GA.

◊ Majored in communications while at Arkansas.

◊ Given name is Ahmad Raheem Carroll.

AHMAD CARROLL'S CAREER STATISTICS

Year/Tm	G/S	TT	S	A	Sk	Yds	Int	Yds	Lg	TD	PD	FF	FR	Yds	TD
04/GB	14/11	53	49	4	2	8	1	0	0	0	10	-	1	40	1
05/GB	16/16	45	40	5	-	-	2	38	38	0	11	1	-	-	-
06/GB/JAC	5/1	6	6	0	1	2	0	0	0	0	3	0	0	0	0
08/NYJ	16/0	-	-	-	-	-	-	-	-	-	-	2	-	-	-
Totals	**51/28**	**104**	**95**	**9**	**3**	**10**	**3**	**38**	**38**	**0**	**24**	**3**	**1**	**40**	**1**

Additional Statistics
Special Teams Tackles: 29 (career): 26 (2008); 3 (2004)
Special Teams Forced Fumbles: 2 (2008)
Kickoff Returns: 21-421-20.0-57-0 (career): 19-390-20.5-57-0 (2005); 2-31-15.5-16-0 (2004)

Career Bests
Tackles: 8 (11/14/04 vs. MIN)
Passes Defensed: 5 (11/27/05 at PHI)

CAREER POSTSEASON STATISTICS

Year/Tm	G/S	TT	S	A	Sk	Yds	Int	Yds	Lg	TD	PD	FF	FR	Yds	TD
04/GB	1/1	1	1	0	-	-	-	-	-	-	1	-	-	-	-

11
QUARTERBACK

KELLEN CLEMENS

6-2 / 221 / Oregon
26 years old (as of opening weekend)
Burns, OR/Burns HS
EXPERIENCE: NFL 4 / Jets: 4th
ACQUIRED: D2 (49), 2006 NFL Draft

CAREER HIGHLIGHTS

◊Appeared in 14 career games, starting eight in three seasons…133-for-256 passing for 1,555 yards, five touchdowns and 11 interceptions…Passer rating 59.3…Rushed for 118 yards and one touchdown on 32 carries.

◊Recorded first career victory as a starter vs. PIT, 11/18/07…Completed five-of-nine passes for 58 yards and had one rush for 15 yards on the game-tying drive.

◊Rushed for his first career touchdown, a one-yard run, and completed a career-high 24 passes for a career-high 286 yards vs. CLE, 12/9/07.

◊Threw his first career touchdown pass, a three-yard pass to Chris Baker, and posted his first career start at BAL, 9/16/07.

◊First appeared in a regular season game at JAC, 10/8/06.

CAREER TRANSACTIONS

◊ 4/29/06, NYJ *D2 (49)
*Jets acquired this pick, D6 (189 -Drew Coleman) and WAS D2, 2007, from WAS in exchange for D2 (35 - Rocky McIntosh), 2006.

SEASON-BY-SEASON REVIEW

2008 (JETS) Listed as the second quarterback for all 16 games behind Brett Favre…completed 3-of-5 passes for 26 yards and an interception in two appearances. **SEASON HIGHLIGHTS: (11/9 vs. STL)**…Commanded a 16-play, game ending drive over the last 11:09 of the contest as the Jets ran 16 consecutive running plays. **(9/22 at SD)**…Completed 3-of-5 passes for 26 yards and an end-zone interception in mop-up work during the Monday Night loss.

2007 (JETS) Played in 10 games, starting eight, leading the Jets to three victories…Completed 130-of-250 passes (52.0 percent) for 1,529 yards, five touchdowns and 10 interceptions for a passer rating of 60.9. **SEASON HIGHLIGHTS: (12/30 vs. KC)**…Threw a 15-yard touchdown pass to Thomas Jones, his fifth scoring pass of the season. **(12/16 at NE)**…Attempted one pass, which was intercepted by Eugene Wilson and returned for a touchdown before leaving the game with an injury. **(12/9 vs. CLE)**…One-yard touchdown run in the fourth quarter was the first scoring run of his career…Set career highs with 24 completions for 286 yards. **(12/2 at MIA)**…Completed 15-of-24 passes for 236 yards for a career-best 91.7 passer rating in the 40-13 victory…Led the Jets on eight scoring drives, including one which culminated with a 19-yard touchdown pass to Brad Smith. **(11/18 vs. PIT)**…Recorded first career victory as a starter against the number-one ranked defense in the NFL…Hit Chris Baker on a one-yard touchdown pass to open the scoring…Completed

five-of-nine passes for 58 yards and had one rush for 15 yards on the game-tying drive. **(11/4 vs. WAS)**…Hit Joe Kowalewski for a one-yard score to stake the Jets to a 17-3, second-quarter lead…Ran for career-best 48 yards on seven carries, including a career-long 18-yarder, which was the longest run by a Jets quarterback since Vinny Testaverde ran for 24 yards at BUF, 9/8/02. **(10/28 vs. BUF)**…Relieved Chad Pennington, completing 5-of-12 passes for 67 yards with two interceptions in the fourth quarter. **(9/16 at BAL)**…Made his first career NFL start, completing 19-of-37 passes for 260 yards and one touchdown, the first of his career, a three-yard pass to Chris Baker…In the fourth quarter, completed 10-of-19 passes for 176 yards, a touchdown and an end zone interception, including completions of 44 and 50 yards to Jerricho Cotchery. **(9/9 vs. NE)**…Entered for an injured Chad Pennington in the third quarter and played one series, completing his first career NFL pass to Thomas Jones for six yards…Re-entered the game in the fourth quarter, finishing with 35 yards on 5-of-10 passing.

2006 (JETS) Appeared in two games as a rookie, attempting one pass, rushing twice for 10 yards and getting sacked four times. **POSTSEASON: (1/7 at NE)**…Listed as the third QB in the Wild Card Game. **SEASON HIGHLIGHTS: (12/10 vs. BUF)**…Entered the game in the fourth quarter and was sacked twice while rushing once for eight yards. **(10/8 at JAC)**…In his first NFL appearance, recorded his first career pass attempt, while also rushing once for two yards and getting sacked twice.

BEFORE THE NFL

◊At Oregon, ranked fifth in the nation in total offense in 2005 (329.2 ypg), finishing with 185-of-289 passing (64.0%) for 2,406 yards (11th best in school history), 19 touchdowns and four interceptions.

◊Posted three rushing touchdowns, three passing touchdowns and a career-best 437 passing yards in a road victory over Washington State during his junior season.

◊Started all 13 games in 2003, and responded by throwing for more touchdown passes and yards than any sophomore in school history (surpassing Dan Fouts - 16 touchdowns, 2,390 yards, 1970).

◊The *USA Today* All-American and Oregon Gatorade Player-of-the-Year at Burns HS, he completed 218-of-395 passes for 3,464 yards and 37 touchdowns with 325 rushing yards and 15 touchdowns his senior season…Amassed seven of 10 votes on The *Long Beach Press-Telegram's* Best in the West list in addition to *Tacoma News Tribune* Northwest Nuggets.

◊Closed HS career throwing for state-record 8,646 yards (610-of-1,112) and 102 touchdowns.

OFF THE FIELD

◊Wife, Nicole, daughter, Kate Elizabeth, born March 2008, son, Grant Michael, born May 2009.

◊Attended Pope Benedict XVI's Mass at Nationals Park in Washington DC, 4/17/08, as a member of Catholic Athletes for Christ…Pope Benedict saw Kate Clemens in the aisle and blessed and kissed her. "My eyes welled up with tears, it was such a moving experience," Clemens remarked.

◊Attended Play 60 Draft Week Event in 2008 in Central Park in NYC, encouraging kids to be active 60 minutes a day.

◊Graduated from Oregon with a degree in Business Administration.

◊Raised on a 3,500 acre family ranch with over 100 cows.

◊After wearing No. 6 in 2006, switched to No. 11, his college number, when it became available for the 2007 season.

◊Joins recent and current NFL quarterbacks from the state of Oregon (Derek Anderson - Scappoose, Joey Harrington - Portland, A.J. Feeley – Ontario, Erik Ainge – Hillsboro).

◊Attended the United Way Gridiron Gala, 4/11/07, to help celebrate the NFL's 30-year partnership with United Way.

KELLEN CLEMENS' CAREER STATISTICS

Yr/Tm	G/S	Att	Cmp	Pct	Yds	Y/Att	TD	Int	Lg	Sk/Yds	Rating
06/NYJ	2/0	1	0	0.0	0	0.0	0	0	0	4/27	39.6
07/NYJ	10/8	250	130	52.0	1,529	6.1	5	10	56	27/138	60.9
08/NYJ	2/0	5	3	60.0	26	5.2	0	1	11	0/0	34.2
Totals	**14/8**	**256**	**133**	**52.0**	**1,555**	**6.1**	**5**	**11**	**56**	**31/165**	**59.3**

Additional Statistics
Rushing: 32-118-1 TD-18 lg- 4.2 avg. (career); 3-(-3)-0 (2008); 27-111-1-18- 4.1 (2007); 2-10-0-8-5.0 (2006).

Career Record as a Starter
3-5 (.375) in 2007.

Career Bests
Attempts: 42 (11/4/07 vs. WAS)
Completions: 24 (12/9/07 vs. CLE)
Yards Passing: 286 (12/9/07 vs. CLE)
Completion Percentage: 62.5 (12/2/07 at MIA)
Passer Rating: 91.7 (12/2/07 at MIA)
Touchdowns Passing: 1 (five times, last: 12/30/07 vs. KC)
Interceptions: 2 (three times, last: 12/9/07 vs. CLE)
Longest Completion: 56 (11/18/07 vs. PIT)
Longest Touchdown: 19 (12/2/07 at MIA)
Rushing Attempts: 8 (12/30/07 vs. KC)
Rushing Yards: 48 (11/4/07 vs. WAS)
Rushing Touchdowns: 1 (12/9/07 vs. CLE)
Longest Rush: 18 (11/4/07 vs. WAS)

KELLEN CLEMENS GAME-BY-GAME

2008 New York Jets

Date	Opp	W/L	P/S	Att	Cmp	Pct	Yds	Yds/Att	TD	Int	Lg	Sk	Rating
9/22	at SD	L	P	5	3	60.0	26	5.2	0	1	11	-	34.2
11/9	STL	W	P	-	-	-	-	-	-	-	-	-	-
2008 Totals			**2/0**	**5**	**3**	**60.0**	**26**	**5.2**	**0**	**1**	**11**	**0**	**34.2**

2007 New York Jets

Date	Opp	W/L	P/S	Att	Cmp	Pct	Yds	Yds/Att	TD	Int	Lg	Sk	Rating
9/9	NE	L	P	10	5	50.0	35	3.5	-	-	11	1	58.3
9/16	at BAL	L	S	37	19	51.4	260	7.0	1	2	50	4	60.6
9/23	MIA	W				**DID NOT PLAY**							
9/30	at BUF	L				**DID NOT PLAY**							
10/7	at NYG	L				**DID NOT PLAY**							
10/14	PHI	L				**DID NOT PLAY**							
10/21	at CIN	L				**DID NOT PLAY**							
10/28	BUF	L	P	12	5	42.0	67	5.6	-	2	20	-	20.5
11/4	WAS	L	S	42	23	54.8	226	5.4	1	-	39	3	78.1
11/18	PIT	W	S	31	14	45.2	162	5.2	1	1	56	3	58.8
11/22	at DAL	L	S	27	12	44.4	142	5.3	-	1	31	3	45.6
12/2	at MIA	W	S	24	15	62.5	236	9.8	1	1	51	6	91.7
12/9	CLE	L	S	41	24	58.5	286	7.0	-	2	32	4	59.6
12/16	at NE	L	S	1	0	0.0	0	0.0	-	1	0	-	0.0
12/23	at TEN	L				**DID NOT PLAY**							
12/30	KC	W	S	25	13	52.0	115	4.6	1	-	19	3	77.9
2007 Totals			**10/8**	**250**	**130**	**52.0**	**1,529**	**6.1**	**5**	**10**	**56**	**27**	**60.9**

2006 New York Jets

Date	Opp	W/L	P/S	Att	Cmp	Pct	Yds	Yds/Att	TD	Int	Lg	Sk	Rating
10/8	at JAC	L	P	1	-	-	-	-	-	-	-	2	39.6
12/10	BUF	L	P	-	-	-	-	-	-	-	-	2	-
2006 Totals			**2/0**	**1**	**0**	**0.0**	**0**	**0.0**	**0**	**0**	**0**	**4**	**39.6**

DAVID CLOWNEY

87
WIDE RECEIVER

6-0 / 188 / Virginia Tech
24 years old (as of opening weekend)
Delray Beach, FL/Atlantic HS
EXPERIENCE: NFL: 2 / Jets: 3rd
ACQUIRED: Signed, FA, 10/3/07
ENTERED NFL: GB D5 (157), 2007 NFL Draft

CAREER HIGHLIGHTS

◊ Active for two games in 2008, vs. BUF, 12/14 and at SEA, 12/21, logging one reception for 26 yards and one special teams tackle.

◊ Recorded his first NFL reception in his first NFL game, vs. BUF, 12/14, a 26-yard, one-handed catch from Brett Favre.

◊ Led Jets in 2008 preseason with 222 yards on eight receptions before injuring his shoulder vs. WAS, 8/16/08... Caught touchdowns of 71 yards and 70 yards from Brett Ratliff in preseason opener at CLE, 8/7/08.

CAREER TRANSACTIONS

◊ 12/10/07, NYJ, IR/Practice squad
◊ 10/25/07, NYJ, Signed, Practice squad
◊ 10/24/07, NYJ, Waived
◊ 10/3/07, NYJ, Signed, from GB Practice squad
◊ 9/3/07, GB, Signed, Practice squad
◊ 9/1/07, GB, Waived
◊ 4/29/07, GB, D5 (157)

BEFORE THE NFL

◊ Played at Virginia Tech for four seasons and recorded 93 receptions for 1,373 yards and six touchdowns... Ran back five kickoff returns for 119 yards.

◊ Seventh on Virginia Tech's all-time receiving list and was the 18th player in school history to surpass 1,000 receiving yards in his career.

◊ VA Tech's leading receiver in both the 2005 and 2006 seasons with 34 receptions.

◊ Played four seasons at Atlantic HS where he was named Class 5A All-State honorable mention as a senior after leading his team to an undefeated regular season.

◊ Recorded 25 catches for 576 yards and 10 touchdowns with two kickoff returns for touchdowns as a senior in high school.

OFF THE FIELD

◊Has a license in certified property management.

◊Hosted first David Clowney All-Star Football Camp in Palm Beach County, FL in June 2009 to help high school varsity players in the area where he grew up.

◊Born in Amityville, NY.

DAVID CLOWNEY'S CAREER STATISTICS

Yr/Tm	G/S	Rec	Yds	Avg	Lg	TD
08/NYJ	2/0	1	26	26.0	26	0

Additional Statistics
Special Teams Tackles: 1 (2008)

30 DREW COLEMAN

CORNERBACK

5-9 / 180 / TCU
26 years old (as of opening weekend)
Henderson, TX/Henderson HS
EXPERIENCE: NFL: 4 / Jets: 4th
ACQUIRED: D6 (189), 2006 NFL Draft

CAREER HIGHLIGHTS

◊Played 36 games in three seasons, starting four, recording 44 tackles, one interception, two sacks and a forced fumble. He also has registered 16 tackles on special teams.

◊Started four games at cornerback during his rookie season in 2006, becoming the first Jets' rookie to start games at corner since Jamie Henderson in 2001.

◊Combined with D'Brickashaw Ferguson, Nick Mangold, Leon Washington and Brad Smith for 47 starts by the rookie class in 2006.

◊Recorded his first career interception off of John Beck at MIA, 12/2/07.

◊Made his first NFL start at JAC, 10/8/06.

CAREER TRANSACTIONS

◊4/30/06, NYJ, *D6 (189)

*Jets acquired D6 (189), D2 (49 - Kellen Clemens) and WAS D2, 2007, from WAS in exchange for D2 (35 - Rocky McIntosh), 2006.

SEASON-BY-SEASON REVIEW

2008 (JETS) Played in nine games on the season and set a career high in passes defensed with six; he also recorded 20 tackles, one sack, and three tackles on special teams. **SEASON HIGHLIGHTS: (10/26 vs. KC)**... Recorded a sack of Tyler Thigpen for a 12-yard loss.

2007 (JETS) Played in 11 games, intercepting one pass, recording four tackles and one pass breakup…Recorded seven special teams tackles. **SEASON HIGHLIGHTS: (12/2 at MIA)**…Recorded two solo tackles and his first career interception off of John Beck…Also, recorded two special teams tackles. **(9/9 VS. NE)**…Tackled Patriots holder Matt Cassel on a botched field goal attempt.

2006 (JETS) Played in 16 games plus the playoff game, starting four at cornerback…Recorded 20 tackles, one sack, two passes defensed and a forced fumble. **POSTSEASON: (1/7 at NE)**...Recorded two defensive tackles and one special teams tackle in the AFC Wild Card Game. **SEASON HIGHLIGHTS: (10/29 at CLE)**…Recorded a 10-yard sack of Charlie Frye. **(10/15 at MIA)**… In his second career start, recorded a career-high seven tackles and one pass breakup in the victory. **(10/8 at JAC)**…Made his first career start, recording a pass breakup. **(9/24 at BUF)**…Named Jets' Special Teams Player of the Week for his performance in the victory.

BEFORE THE NFL

◊After transferring from Trinity Valley Community College following the 2003 season, Coleman played his final two seasons at TCU, switching from offense to cornerback, where he posted 49 tackles and five interceptions for the Horned Frogs.

◊Played in 12 games as a senior and recorded 36 tackles, four interceptions, eight pass breakups, two fumble recoveries, two kickoff returns for 29 yards and five punt returns for 32 yards.

◊At TVCC, was the 2002 Southwest Junior College Football Conference Offensive Player of the Year after he rushed 29 times for 223 yards and two touchdowns, caught 26 passes for 534 yards and six touchdowns, 11 kickoff returns for 260 yards…Helped the Cardinals to a 10-2 record and a victory in the Heart of Texas Bowl.

◊A 2001 graduate of Henderson HS, Coleman was named The Daily News Rusk County Football Player of the Year in 2000, playing quarterback, running back, wide receiver, defensive back and kickoff returner.

◊Henderson HS also produced former Raiders tight end Rickey Dudley and the late Joe Delaney, a former NFL running back for the Chiefs.

OFF THE FIELD

◊Participates as a school buddy for a fifth-grader at Raguet Elementary School in Nagocdoches, TX at the behest of a

former high school classmate, who is a teacher there…He visits the school during the offseason.

◊ Attended a private viewing of the movie "Invincible" with 200 students from the Generation Jets Academy, in conjunction with the New York Mercantile Exchange Charitable Foundation and National Communications Group.

◊ Helped make improvements to the entrance of Roy Wilkins Park in Jamaica, Queens as part of the United Way Hometown Huddle in 2006.

◊ Attended the United Way Gridiron Gala, 4/11/07, to help celebrate the NFL's 30-year partnership with the United Way.

◊ Attended the *Newark Star-Ledger* Junior Reporter which motivates participation in classes with dozens of hands-on activities.

◊ Joined students at public school/intermediate school 270 in Rosedale, NY in 2008 to help promote physical fitness and healthy living as a part of NFL's What Moves U program. The campaign is sponsored by the American Heart Association and targets an increasingly inactive generation of children.

◊ Majored in Speech Communication at TCU.

◊ Has one son, Drew Jr., and one daughter, Kaylon.

DREW COLEMAN'S CAREER STATISTICS

Year/Tm	G/S	TT	S	A	Sk	Yds	Int	Yds	Lg	TD	PD	FF	FR	Yds	TD
06/NYJ	16/4	20	15	5	1	10	0	0	0	0	2	1	0	0	0
07/NYJ	11/0	4	3	1	0	0	1	1	1	0	1	0	0	0	0
08/NYJ	9/0	20	13	7	1	12	0	0	0	0	6	0	0	0	0
Totals	**36/4**	**44**	**31**	**13**	**2**	**22**	**1**	**1**	**1**	**0**	**9**	**1**	**0**	**0**	**0**

Additional Statistics
Special Teams Tackles: 16 (Career): 3 (2008); 7 (2007); 6 (2006).
Postseason Statistics
Games Played/Games Started: 1/0. Tackles: 2 (2006). Special Teams Tackles: 1 (Career): 1 (2006).

Career Bests
Tackles: 7 (10/15/06 at MIA)
Sacks: 1 twice (last 10/26/08 vs. KC)
Interceptions: 1 (12/2/07 at MIA)

DREW COLEMAN GAME-BY-GAME

2008 New York Jets

Date	Opp	W/L	P/S	TT	S	A	Sk	Yds	Int	Yds	Avg	TD	PD	FF	FR	Yds	TD
9/7	at MIA	W	P	1	1	0	0	0	0	0	0	0	0	0	0	0	0
9/14	NE	L	P	5	5	0	0	0	0	0	0	0	0	0	0	0	0
9/22	at SD	L	P	0	0	0	0	0	0	0	0	0	0	0	0	0	0
9/28	ARI	L	P	5	4	1	0	0	0	0	0	0	1	0	0	0	0
10/12	CIN	W	P	5	2	3	0	0	0	0	0	0	1	0	0	0	0
10/19	at OAK								**INACTIVE**								
10/26	KC	W	P	1	0	1	1	12	0	0	0	0	2	0	0	0	0
11/2	at BUF	W	P	0	0	0	0	0	0	0	0	0	1	0	0	0	0
11/9	STL1/0	W	P	1	1	0	0	0	0	0	0	0	0	0	0	0	0
11/13	at NE								**INACTIVE**								
11/23	at TEN								**INACTIVE**								
11/30	DEN								**INACTIVE**								
12/7	at SF	L	P	2	0	2	0	0	0	0	0	0	1	0	0	0	0
12/14	BUF								**INACTIVE**								
12/21	at SEA								**INACTIVE**								
12/28	MIA								**INACTIVE**								
2008 Totals			**9/0**	**20**	**13**	**7**	**1**	**12**	**0**	**0**	**0**	**0**	**6**	**0**	**0**	**0**	**0**

2007 New York Jets

Date	Opp	W/L	P/S	TT	S	A	Sk	Yds	Int	Yds	Avg	TD	PD	FF	FR	Yds	TD
9/9	NE	L	P	-	-	-	-	-	-	-	-	-	-	-	-	-	-
9/16	at BAL								**INACTIVE**								
9/23	MIA	W	P	-	-	-	-	-	-	-	-	-	-	-	-	-	-
9/30	at BUF								**INACTIVE**								
10/7	at NYG	L	P	-	-	-	-	-	-	-	-	-	-	-	-	-	-
10/14	PHI								**INACTIVE**								
10/21	at CIN	L	P	-	-	-	-	-	-	-	-	-	-	-	-	-	-
10/28	BUF								**INACTIVE**								
11/4	WAS								**INACTIVE**								
11/18	PIT	W	P	-	-	-	-	-	-	-	-	-	-	-	-	-	-
11/22	at DAL	L	P	-	-	-	-	-	-	-	-	-	-	-	-	-	-

Date	Opp	W/L	P/S	TT	S	A	Sk	Yds	Int	Yds	Avg	TD	PD	FF	FR	Yds	TD
12/2	at MIA	W	P	2	2	0	-		1	1	-	-	-	-	-	-	-
12/9	CLE	L	P	1	1	0	-	-	-	-	-	-	-	-	-	-	-
12/16	at NE	L	P	1	0	1	-	-	-	-	-	-	-	-	-	-	-
12/23	at TEN	L	P	-	-	-	-	-	-	-	-	-	-	-	-	-	-
12/30	KC	W	P	-	-	-	-	-	-	-	-	-	1	-	-	-	-
2007 Totals			**11/0**	**4**	**3**	**1**	**0**	**0**	**1**	**1**	**1.0**	**0**	**1**	**0**	**0**	**0**	**0**

2006 New York Jets

Date	Opp	W/L	P/S	TT	S	A	Sk	Yds	Int	Yds	Avg	TD	PD	FF	FR	Yds	TD
9/10	at TEN	W	P	-	-	-	-	-	-	-	-	-	-	-	-	-	-
9/17	NE	L	P	-	-	-	-	-	-	-	-	-	-	-	-	-	-
9/24	at BUF	W	P	2	2	0	-	-	-	-	-	-	-	-	-	-	-
10/1	IND	L	P	1	1	0	-	-	-	-	-	-	-	-	-	-	-
10/8	at JAC	L	S	-	-	-	-	-	-	-	-	-	1	-	-	-	-
10/15	MIA	W	S	7	5	2	-	-	-	-	-	-	1	-	-	-	-
10/22	DET	W	S	2	1	1	-	-	-	-	-	-	-	-	-	-	-
10/29	at CLE	L	P	1	1	0	1	10	-	-	-	-	-	-	-	-	-
11/12	at NE	W	S	6	5	1	-	-	-	-	-	-	-	1	-	-	-
11/19	CHI	L	P	-	-	-	-	-	-	-	-	-	-	-	-	-	-
11/26	HOU	W	P	1	0	1	-	-	-	-	-	-	-	-	-	-	-
12/3	at GB	W	P	-	-	-	-	-	-	-	-	-	-	-	-	-	-
12/10	BUF	L	P	-	-	-	-	-	-	-	-	-	-	-	-	-	-
12/17	at MIN	W	P	-	-	-	-	-	-	-	-	-	-	-	-	-	-
12/25	at MIA	W	P	-	-	-	-	-	-	-	-	-	-	-	-	-	-
12/31	OAK	W	P	-	-	-	-	-	-	-	-	-	-	-	-	-	-
2006 Totals			**16/4**	**20**	**15**	**5**	**1**	**10**	**0**	**0**	**0**	**0**	**2**	**1**	**0**	**0**	**0**

2006 Postseason

Date	Opp	W/L	P/S	TT	S	A	Sk	Yds	Int	Yds	Avg	TD	PD	FF	FR	Yds	TD
1/7	at NE	L	1/0	2	1	1	0	0	0	0	0	0	0	0	0	0	0

JERRICHO COTCHERY

89
WIDE RECEIVER

6-0 / 203 / NC State
27 years old (as of opening weekend)

Birmingham, AL/Phillips HS
EXPERIENCE: NFL: 6 / Jets: 6th
ACQUIRED: NYJ D4a (108), 2004 NFL Draft

CAREER HIGHLIGHTS

◊Played in 75 NFL games and has made 48 regular season starts.

◊Registered 260 receptions for 3,260 yards and 13 touchdowns, 13 rushes for 75 yards, 22 kickoff returns for 577 yards with one touchdown, 23 punt returns for 182 yards and 29 special teams tackles...Also has scored two two-point conversions.

◊Recorded back-to-back 82 reception seasons for the Jets in 2006 and 2007.

◊Second Jets receiver in franchise history to record three consecutive seasons (2006-08) of 70-or-more receptions (Keyshawn Johnson, 1997-99) and the fourth in franchise history to record at least three seasons of 70-or-more receptions (Laveranues Coles- 2002, 05, 06, 08 and Al Toon- 1986, 88, 91 are the others).

◊Caught at least one pass in his last 55 consecutive games played (streak started at CAR, 11/13/05).

◊Streak of 15 consecutive games over two seasons of four-or-more receptions, stopped in victory over PIT, 11/18/07.

◊His 82 receptions in 2006 combined with Laveranues Coles (91) to form the best producing single-season receiving tandem in Jets history with 173 receptions.

◊Posted seven regular season 100-yard performances in his career and one in postseason.

◊Twice in 2007, caught two 40-yard-plus passes in same game- at TEN (12/23/07) and at BAL (9/16/07)-the latter he recorded a career-high 165 receiving yards on seven receptions.

◊His 77-yard touchdown reception from Chad Pennington in the 2006 AFC Wild Card Playoff Game at NE, 1/7/07, is the longest offensive play in Jets postseason history.

◊As a rookie in 2004, shared kickoff return duties with Jonathan Carter and LaMont Jordan, averaging 27.8 yards on 13 returns, including a 94-yard kickoff return for a touchdown in the 2004 season finale at STL, 1/2/05.

◊Served as the Jets primary punt returner in 2005 with 7.8 yards per return on 23 returns.

CAREER TRANSACTIONS

◊3/1/07, NYJ, Signed, Extension
◊4/25/04, NYJ, D4a (108)

SEASON-BY-SEASON REVIEW

2008 (JETS) Led Jets with 71 receptions for 858 yards and recorded five touchdowns receiving (second on team)... Added a 54-yard kickoff return and two rushes for eight yards. **SEASON HIGHLIGHTS: (12/28 vs. MIA)**... Scored second career two-point conversion on a pass from Brett Favre. **(12/21 at SEA)**...Led all receivers with six receptions for 81 yards. **(12/14 vs. BUF)**...Caught an 11-yard touchdown pass. **(11/13 at NE)**...In the second quarter with the score 17-6, he had three receptions for 79 yards on a five-play touchdown drive...The drive started when Brett Favre hit him on an 18-yarder…Next, he pulled in a 46-yarder with one hand, against his helmet, while being interfered with, to get to the NE 16... Two plays later he hauled in a 15-yard touchdown catch by stretching the ball over the goal line. **(11/2 at BUF)**...Led all receivers for the second consecutive week with six catches for 62 yards… Named Jets Offensive Player of the Game. **(10/26 vs. KC)**... Led all receivers with nine receptions for a season-high 102 yards, his eighth-career 100-yard receiving game. **(10/12 vs. CIN)**...Tied for team lead with eight receptions for 85 yards. **(9/28 vs. ARI)**...Caught scoring passes of 17 yards and 40 yards. **(9/22 at SD)**...Led all receivers with a career-high 10 receptions for 76 yards. **(9/7 at MIA)**...During the Jets second possession of the game hooked up with Favre on a 56-yard touchdown pass with 8:42 remaining in the first quarter, the longest touchdown reception of the season for the Jets.

2007 (JETS) Finished with 1,130 yards on 82 receptions and two touchdowns…Posted the 23rd 1,000-yard receiving season in franchise history, becoming the 12th player in franchise history to post more than 1,000 yards in a season…The 1,130 yards ties him for 13th-highest in Jets history with Art Powell (1962)…The 82 receptions ties him for ninth with his own 2006 effort. **SEASON HIGHLIGHTS: (12/30 vs. KC)**…Rushed once for a career-long 16 yards. **(12/23 at TEN)**…Caught eight passes for 152 yards and one touchdown…Pulled in 48-yard and 41-yard completions, marking the second time in 2007 he caught two passes of 40-plus yards in the same game. **(10/21 at CIN)**…Snagged his first touchdown reception of the season, a 32-yarder from Chad Pennington on the final play from scrimmage…Recorded one kickoff return for 32 yards. **(9/30 at BUF)**…Recorded his second 100-yard receiving game of the season and the fourth of his career with eight catches for 107 yards. **(9/16 at BAL)**…Logged seven catches for a career-high 165 yards, the most yards by a Jets receiver since Keyshawn Johnson vs. NE (9/12/99)…His 93 yards after the catch (YAC) marked the most since Johnson recorded 100 YAC in that same game…Caught passes from Kellen Clemens of 44 yards and 50 yards in the fourth quarter.

2006 (JETS) Started every game and recorded a breakout season (82-961-6), with the ninth-highest total of receptions in a season. **POSTSEASON: (1/6 at NE)**…Became the 10th player in Jets' postseason history to record a 100-yard receiving game, catching four passes for 100 yards and a touchdown in the Wild Card Playoff Game loss. His 77-yard touchdown catch-and-run from Chad Pennington was the longest offensive play in Jets' postseason history. **SEASON HIGHLIGHTS: (12/3 at GB)**…Led the team with nine catches for 99 yards and added a 12-yard touchdown catch. **(11/26 vs. HOU)**… Registered seven catches for 110 yards, the second 100-yard receiving game of his career. **(11/12 at NE)**…Jets' Offensive Player of the Week when he caught six passes for 70 yards, including a 22-yard touchdown. **(9/17 vs. NE)**…Set a career-high with a memorable 71-yard touchdown reception where he jumped to haul in a Chad Pennington pass, absorbed a huge hit and landed on a defensive back…Knowing his knee had never touched the ground, he sprang to his feet and ran unimpeded to the end zone. **(9/10 at TEN)**…Hauled in his first career receiving touchdown in the season opener, an eight-yarder from Pennington.

2005 (JETS) Served as the team's primary punt returner, with 23 returns for 182 yards (7.8)…Caught 19 passes for 251 yards in a reserve role. **(11/27 vs. NO)**…Led the team with four receptions for 72 yards, including a 33-yard reception. **(11/13 at CAR)**…Made his first career start, lining up as part of a three-wide receiver set.

2004 (JETS) Recorded 13 kickoff returns for 362 yards (27.8) and a touchdown…caught six passes for 60 yards. **POSTSEASON:** Averaged 22.4 yards per kickoff return on eight returns in two playoff games. **SEASON HIGHLIGHTS: (1/2 at STL)**…Scored his first touchdown on a 94-yard kickoff return. **(10/17 vs. SF)**…Recorded his first career NFL catch for seven yards from Pennington to convert on third down on the Jets' final drive of the first half.

BEFORE THE NFL

◊Broke NC State records with 200 career receptions and 15 career 100-yard receiving games, both previously held by Torry Holt (1995-98)...Finished second to Holt in school history with 3,119 yards and 21 touchdown catches.

◊Tied for second in ACC history for 100-yard receiving games and ranks fourth in both career receptions and career receiving yards.

◊Joined Florida State's Peter Warrick as the only two receivers in ACC history to record 200 career receptions and 3,000 career receiving yards.

◊His 86 receptions and 1,369 yards as a senior are both the second-highest in ACC and school history, topped only by Holt.

◊Attended Phillips High (Birmingham, Ala.), where he played both ways as a senior, pulling down 39 catches for 1,008 yards and 13 touchdowns, offensively, and five interceptions and one touchdown, defensively.

◊Four-year letterwinner in basketball as a shooting guard, competing against future Wolfpack teammate Philip Rivers and current teammate Kerry Rhodes.

OFF THE FIELD

◊Majored in Sports Management at North Carolina State.

◊The second-youngest of 13 children.

◊Named the winner of the 2008 Ed Block Courage Award for the Jets.

◊Honored by United Way of NYC as a Hometown Hero in 2007 season for his work off the field.

◊Selected by the Jets staff as the 2007 Marty Lyons Award winner, given to the player who gives from the heart through charity and community involvement.

◊Named the 2006 Kyle Clifton Good Guy Award, which recognizes consistent willingness, cooperation and professionalism in everyday dealings with the various departments in the organization.

◊Established the Cotchery Foundation (www.cotcheryfoundation.com) in 2007 to "inspire children to conceive and achieve goals by providing programs and services designed to enhance their futures."

◊Hosts a one-day Annual Skills & Drills Football Clinic at Legions Field, Birmingham, Alabama with teammate and fellow Alabama native Kerry Rhodes each June.

◊Honored by "Let's Get Ready" for being a positive role model on and off the field.

◊Hosts the Jerricho Cotchery Football Camp in New Jersey in July.

JERRICHO COTCHERY'S CAREER STATISTICS

Yr/Tm	G/S	Rec	Yds	Avg	Lg	TD
04/NYJ	12/0	6	60	10.0	18	0
05/NYJ	16/1	19	251	13.2	45	0
06/NYJ	16/16	82	961	11.7	71t	6
07/NYJ	15/15	82	1130	13.8	50	2
08/NYJ	16/16	71	858	12.1	56t	5
Totals	**75/48**	**260**	**3260**	**12.5**	**71t**	**13**

Additional Statistics

Kickoff Returns: 22-577, 26.2 per return (career): 1-54 (2008); 4-56 (2007); 4-105 (2005); 13-362 (2004).
Rushing: 13-75 (career): 2-8 (2008); 5-38 (2007); 5-25 (2006); 1-4 (2005).
Special teams tackles: 29 (career); 19 (2004); 10 (2005).
Punt Returns: 23-182, 7.8 per return (2005)

SINGLE-GAME CAREER HIGHS

Receptions: 10 (9/22/08 at SD)
Receiving Yards: 165 (9/16/2007 at BAL)
Longest Reception: 71 (9/17/06 vs. NE)
Longest Receiving Touchdown: 71 (9/17/06 vs. NE)
Longest Rush: 16 (12/30/07 vs. KC)

CAREER POSTSEASON STATISTICS

Yr/Tm	G/S	Rec	Yds	Avg	Lg	TD
04/NYJ	2/0	-	-	-	-	-
06/NYJ	1/1	4	100	25.0	77t	1
Totals	**3/1**	**4**	**100**	**25.0**	**77t**	**0**

Additional Statistics

Kickoff Returns: 8-179 (2004, 22.4 per return)

JERRICHO COTCHERY GAME-BY-GAME

2008 New York Jets

Date	Opp	W/L	P/S	Rec	Yds	Avg	Lg	TD
9/7	at MIA	W	S	3	80	26.7	56t	1
9/14	NE	L	S	1	20	20.0	20	0
9/22	at SD	L	S	10	76	7.6	14	0
9/28	ARI	W	S	4	67	16.8	40t	2
10/12	CIN	W	S	8	85	10.6	23	0
10/19	at OAK	L	S	1	0	0.0	0	0
10/26	KC	W	S	9	102	11.3	24	0
11/2	at BUF	W	S	6	62	10.3	35	0
11/9	STL	W	S	1	18	18.0	18	0
11/13	at NE	W	S	5	87	17.4	46	1
11/23	at TEN	W	S	6	55	9.2	16	0
11/30	DEN	L	S	4	40	10.0	15	0
12/7	at SF	L	S	1	10	10.0	10	0
12/14	BUF	W	S	4	34	8.5	11t	1
12/21	at SEA	L	S	6	81	13.5	30	0
12/28	MIA	L	S	2	41	20.5	26	0
2008 Totals			**16/16**	**71**	**858**	**12.1**	**56t**	**5**

2007 New York Jets

Date	Opp	W/L	P/S	Rec	Yds	Avg	Lg	TD
9/9	NE	L	S	6	57	9.5	11	-
9/16	at BAL	L	S	7	165	23.6	50	-
9/23	MIA	W	S	5	54	10.8	19	-
9/30	at BUF	L	S	8	107	13.4	29	-
10/7	at NYG	L	S	4	31	7.8	9	-
10/14	PHI	L	S	5	71	14.2	27	-
10/21	at CIN	L	S	6	60	10.0	32t	1
10/28	BUF	L	S	5	47	9.4	21	-
11/4	WAS	L	S	5	90	18.0	39	-
11/18	PIT	W	S	1	5	5.0	5	-
11/22	at DAL	L	S	2	43	21.5	31	-
12/2	at MIA	W			INACTIVE			
12/9	CLE	L	S	6	119	19.8	32	-
12/16	at NE	L	S	6	53	8.8	16	-
12/23	at TEN	L	S	8	152	19.0	48	1
12/30	KC	W	S	8	76	9.5	19	-
2007 Totals			**15/15**	**82**	**1,130**	**13.8**	**50**	**2**

2006 New York Jets

Date	Opp	W/L	P/S	Rec	Yds	Avg	Lg	TD
9/10	at TEN	W	S	6	65	10.8	19	1
9/17	NE	L	S	6	121	20.2	71t	1
9/24	at BUF	W	S	3	33	11.0	18	-
10/1	IND	L	S	3	65	21.7	33t	1
10/8	at JAC	L	S	4	49	12.3	20	-
10/15	MIA	W	S	1	6	6.0	6	-
10/22	DET	W	S	7	79	11.3	28	-
10/29	at CLE	L	S	5	43	8.6	12	-
11/12	at NE	W	S	6	70	11.7	22t	1
11/19	CHI	L	S	3	25	8.3	22	-
11/26	HOU	W	S	7	110	15.7	32	-
12/3	at GB	W	S	9	99	11.0	25	1
12/10	BUF	L	S	5	37	7.4	15	-
12/17	at MIN	W	S	6	56	9.3	17	-
12/25	at MIA	W	S	4	50	12.5	32t	1
12/31	OAK	W	S	5	53	7.6	14	-
2006 Totals			**16/16**	**82**	**961**	**11.7**	**71t**	**6**

2006 Postseason

Date	Opp	W/L	P/S	Rec	Yds	Avg	Lg	TD
1/7/07	at NE	L	S	4	100	25.0	77t	1

2005 New York Jets

Date	Opp	W/L	P/S	Rec	Yds	Avg	Lg	TD
9/11	at KC	L	P	-	-	-	-	-
9/18	MIA	W	P	-	-	-	-	-
9/25	JAC	L	P	-	-	-	-	-
10/2	at BAL	L	P	-	-	-	-	-
10/9	TB	W	P	2	14	7.0	7	-
10/16	at BUF	L	P	-	-	-	-	-
10/24	at ATL	L	P	1	7	7.0	7	-
11/6	SD	L	P	-	-	-	-	-
11/13	at CAR	L	P	1	8	8.0	8	-
11/20	at DEN	L	P	1	4	4.0	4	-
11/27	NO	L	P	4	72	18.0	33	-
12/4	at NE	L	P	2	16	8.0	9	-
12/11	OAK	W	P	1	9	9.0	9	-
12/18	at MIA	L	P	4	44	11.0	13	-
12/26	NE	L	P	2	32	16.0	16	-
1/1	BUF	W	P	1	45	45.0	45	-
2005 Totals			**16/0**	**19**	**251**	**13.2**	**45**	**0**

2004 New York Jets

Date	Opp	W/L	P/S	Rec	Yds	Avg	Lg	TD
9/12	CIN	W	P	-	-	-	-	-
9/19	at SD	W	P	-	-	-	-	-
10/10	BUF	W	P	-	-	-	-	-
10/17	SF	W	P	1	7	7.0	7	-
10/24	at NE	L	P	-	-	-	-	-
11/1	MIA	W	P	1	5	5.0	5	-
11/7	at BUF	L	P	-	-	-	-	-
11/14	BAL	L	P	-	-	-	-	-
11/21	at CLE	W	P	-	-	-	-	-
12/19	SEA	W	P	1	15	15.0	15	-
12/26	NE	L	P	1	18	18.0	18	-
1/2	at STL	L	P	2	15	7.5	10	-
2004 Totals			**12/0**	**6**	**60**	**10.0**	**18**	**0**

Jerricho Cotchery's 100-Yard Receiving Games

Date	Opp	Rec	Yds	Avg	Lg	TD
9/16/07	at BAL	7	165	23.6	50	0
12/23/07	at TEN	8	152	19.0	48	1
9/17/06	NE	6	121	20.2	71t	1
12/9/07	CLE	6	119	19.8	32	0
11/26/06	HOU	7	110	15.7	32	0
9/30/07	at BUF	8	106	13.3	28	0
10/26/08	KC	9	102	11.3	24	0
1/7/07*	at NE	4	100	25.0	77t	1

**Postseason*

JAMES DEARTH

85

LONG SNAPPER/ TIGHT END

6-4 / 265 / Tarleton State University (Texas)
33 years old (as of opening weekend)
Scurry, TX/Scurry-Roser HS
EXPERIENCE: NFL: 9 / Jets: 9th
ACQUIRED: FA (1/24/01)
ENTERED NFL: CLE R6 (191), 1999 NFL Draft

CAREER HIGHLIGHTS

◊Appeared in 128 consecutive regular-season NFL games, all with the Jets, 130 total games overall.

◊Recorded 31 career special teams tackles.

◊Caught three passes (all in 2001) for 10 yards, including a one-yard touchdown pass vs. CIN in 2001.

◊Has been the Jets lone long snapper for the last six postseason games.

CAREER TRANSACTIONS

◊ 2/18/09, NYJ, Signed, contract extension
◊ 1/24/01, NYJ, Signed FA
◊ 11/8/00, TEN, Signed, Practice squad
◊ 8/22/00, TEN, Waived
◊ 7/22/00, TEN, Signed FA
◊ 4/18/00, CLE, Waived
◊ 12/15/99, CLE, Signed, Active roster
◊ 11/24/99, CLE, Signed, Practice squad
◊ 9/6/99, CLE, Waived
◊ 4/18/99, CLE, D6 (191)

SEASON-BY-SEASON REVIEW

2002-2008 (JETS) Has served as Jets' long snapper on punts and placekicking in every game since the start of the 2001 season...Has lined up as a tight end in multi-tight end and short yardage sets.

2001 (JETS) Handled the long snapping duties in all 16 contests…Recorded three receptions for 10 yards and a touchdown. **(12/16 vs. CIN)**…Recorded his only NFL touchdown, a one-yard pass from Vinny Testaverde. **(11/11 vs. KC)**…First career reception, a nine-yard pass from punter Tom Tupa on fourth-and-two.

1999 (CLE) Appeared in two December games, recording no statistics.

BEFORE THE NFL

◊A former collegiate QB who transferred from Tulsa to Tarelton State (Texas) in 1996, where he converted to tight end.

◊Finished his career with 77 receptions for 992 yards and five touchdowns.

◊Lettered as a quarterback at Scurry-Rosser HS (TX).

OFF THE FIELD

◊James and his wife, Laurie, have one daughter, Kaitlyn, and two sons, Kendall and Kolton.

◊Attended a Wharton Business School program designed to educate NFL players on business at the University of Pennsylvania during the 2007 offseason.

◊Embodied the NFL's commitment to community service by supporting programs benefiting the children and youth of New York City at the 13th Annual Gridiron Gala in 2006.

◊Helped make improvements to the entrance of Roy Wilkins Park in Flushing, Queens as part of the United Way Hometown Huddle in 2006 and 2008.

◊Born in Fort Ord, CA.

70 MIKE DeVITO

DEFENSIVE END

6-3 / 305 / Maine
25 years old (as of opening weekend)
Wellfleet, MA/Wellfleet HS
EXPERIENCE: NFL: 3 / Jets: 3rd
ACQUIRED: Undrafted FA (5/14/07)

CAREER HIGHLIGHTS

◊Appeared in 23 career games as a back-up defensive end, registering 39 tackles and 0.5 sacks.

◊Set a career-high in 2008 with 28 total tackles.

◊Recorded his first career half-sack, taking down QB Shaun Hill with teammate David Harris at SF, 12/7/08.

◊Made his NFL debut vs. BUF, 10/28/07.

CAREER TRANSACTIONS

◊ 5/14/07, NYJ, Signed, Undrafted FA

SEASON-BY-SEASON REVIEW

2008 (JETS) Appeared in 16 games, recording 28 tackles, 0.5 sacks and two tackles-for-loss. **SEASON HIGHLIGHTS: (12/7 at SF)**...Recorded his first career sack with 2:10 remaining in the first half, sacking Shaun Hill with teammate David Harris for a loss of 10 yards.

2007 (JETS) Made the 53-man roster as an undrafted free agent and appeared in seven games, recording 11 tackles. **SEASON HIGHLIGHTS: (12/30 vs. KC)**... Notched a season-high three tackles with his first two solo stops in the season finale. **(10/28 vs. BUF)**... Made his NFL debut and assisted on his first career tackle.

BEFORE THE NFL

◊Recorded 112 total tackles and 16 sacks at Maine.

◊Earned All-Atlantic 10 honors as a nose tackle for the second time after finishing the 2006 season ranked second on the team in sacks with seven.

◊Played tight end and defensive end at Wellfleet HS.

OFF THE FIELD

◊Business major.

◊Grew up in Massachusetts, but was born in New York. Family hails from NY and New Jersey and are Jets fans.

◊His late grandfather, Ralph Consiglio, was a long-time high school football coach in Suffern, NY.

◊Met with children at Goryeb Children's Hospital at Morristown Memorial.

◊Played soccer with children from the Herricks Middle School, NY for the NFL's Play 60 program in 2008.

◊Spoke with children of the Bronx School of Science Inquiry and Investigation in 2008.

MIKE DeVITO'S CAREER STATISTICS

Year/Tm	G/S	TT	S	A	Sk	Yds	Int	Yds	Lg	TD	PD	FF	FR	Yds	TD
07/NYJ	7/0	11	2	9	-	-	-	-	-	-	-	-	-	-	-
08/NYJ	16/0	28	12	16	0.5	5	-	-	-	-	-	-	-	-	-
Totals	**23/0**	**39**	**14**	**25**	**0.5**	**5**	**0**	**0**	**0**	**0**	**0**	**0**	**0**	**0**	**0**

Career Bests
Tackles: 4 (Three times, last 12/21/08 vs. BUF)
Solo Tackles: 3 (12/21/08 vs. BUF)
Sacks: 0.5 (12/7/08 at SF)

MIKE DeVITO GAME-BY-GAME

2008 New York Jets

Date	Opp	W/L	P/S	TT	S	A	Sk	Yds	Int	Yds	Avg	TD	PD	FF	FR	Yds	TD
9/7	at MIA	W	P	2	1	1	-	-	-	-	-	-	-	-	-	-	-
9/14	NE	L	P	2	0	2	-	-	-	-	-	-	-	-	-	-	-
9/22	at SD	L	P	4	2	2	-	-	-	-	-	-	-	-	-	-	-
9/28	ARI	W	P	1	0	1	-	-	-	-	-	-	-	-	-	-	-
10/12	CIN	W	P	4	0	4	-	-	-	-	-	-	-	-	-	-	-
10/19	at OAK	L	P	0	0	0	-	-	-	-	-	-	-	-	-	-	-
10/26	KC	W	P	1	1	0	-	-	-	-	-	-	-	-	-	-	-
11/2	at BUF	W	P	-	-	-	-	-	-	-	-	-	-	-	-	-	-
11/9	STL	W	P	1	1	0	-	-	-	-	-	-	-	-	-	-	-
11/13	at NE	W	P	1	0	1	-	-	-	-	-	-	-	-	-	-	-
11/23	at TEN	W	P	1	1	0	-	-	-	-	-	-	-	-	-	-	-
11/30	DEN	L	P	2	2	0	-	-	-	-	-	-	-	-	-	-	-
12/7	at SF	L	P	1	0	1	0.5	5	-	-	-	-	-	-	-	-	-
12/14	BUF	W	P	4	3	1	-	-	-	-	-	-	-	-	-	-	-
12/21	at SEA	L	P	2	1	1	-	-	-	-	-	-	-	-	-	-	-
12/28	MIA	L	P	2	0	2	-	-	-	-	-	-	-	-	-	-	-
2008 Totals			**16/0**	**28**	**12**	**16**	**0.5**	**5**	**0**	**0**	**0**	**0**	**0**	**0**	**0**	**0**	**0**

93
DEFENSIVE END

MARQUES DOUGLAS

6-2 / 290 / Howard University
32 years old (as of opening weekend)
Greensboro, NC/Dudley HS
EXPERIENCE: NFL: 9 / Jets: 1st
ACQUIRED: FA (3/16/09)
ENTERED NFL: Undrafted FA, BAL (4/23/99)

CAREER HIGHLIGHTS

◊ Enters 2009 with 104 games played, 79 starts, 480 tackles, 19 sacks (16.5 yards), 11 deflected passes, three forced fumbles and three fumble recoveries.

◊ Participated in four postseason contests, starting two, netting 18 tackles, a forced fumble and one sack.

◊ His 41.5 tackles-for-loss from 2003-08 are the third-most in the NFL (Pat Williams 49.0, Lance Briggs 44.5).

◊ Has not missed a game in the past six seasons (96 games).

◊ Posted a career-high 100 tackles in 2007 for SF.

◊ Posted a career-high 5.5 sacks for BAL in 2004.

◊ Allocated to Rhein Fire of NFL Europe in 2000 and tied for second in league with nine sacks, in addition to posting 21 tackles and two forced fumbles…Helped Rhein reach the World Bowl…Named to the All-NFL Europe team.

CAREER TRANSACTIONS

◊ 3/16/09, NYJ, Signed, FA
◊ 2/27/09, BAL, Released
◊ 8/27/08, TB, Traded (BAL)
◊ 3/18/08, TB, Signed, UFA (SF)
◊ 4/7/05, SF, Signed, UFA (BAL)
◊ 10/15/02, BAL, IR
◊ 11/28/01, BAL, Signed, from NO practice squad
◊ 9/4/01, NO, Signed, Practice squad
◊ 9/3/01, NO, Waived
◊ 4/5/01, NO, Re-signed, FA
◊ 10/12/00, NO, IR
◊ 9/19/00, NO, Signed, Active roster
◊ 9/15/00, NO, Signed, Practice squad
◊ 9/14/00, NO, Waived
◊ 8/28/00, NO, Claimed off Waivers (BAL)
◊ 8/27/00, BAL, Waived
◊ 12/21/99, BAL, Signed, Active roster
◊ 9/7/99, BAL, Signed, Practice squad
◊ 9/5/99, BAL, Waived
◊ 4/23/99, BAL, Signed, Undrafted FA

SEASON-BY-SEASON REVIEW

2008 (BAL) Saw action in all 16 games, netting 43 tackles, including 24 solo, as part of the NFL's second ranked defense. **POSTSEASON**: Saw action in all three post-season games, including one start...Netted eight tackles and his first career postseason sack. **(1/18 at PIT)**...Dropped Ben Roethlisberger for a seven-yard loss in the AFC Championship. **SEASON HIGHLIGHTS**: **(11/30 at CIN)**…Played in his 100th-career game and had three tackles as part of a defense that held the Bengals to 155 total yards and six first downs in the 34-3 victory.

2007 (SF) Started all 16 games for second straight season, finishing fourth on the team with a career-high 100 tackles…Also posted three sacks and four passes defensed. **SEASON HIGHLIGHTS**: **(11/18 vs. STL)**…Totaled 10 tackles, including a half sack of Kurt Warner, and one deflected pass. **(9/30 vs. SEA)**...Recorded a sack of Matt Hasselback. **(9/23 at PIT)**…Had eight tackles and a half sack of Ben Roethlisberger. **(9/16 at STL)**...Recorded a sack of Kurt Warner.

2006 (SF) Started all 16 contests and led the defensive line with 75 tackles, in addition to three sacks, two FF, one FR and one deflected pass. **SEASON HIGHLIGHTS**: **(12/24 vs. ARI)**…Totaled a season-high 10 tackles. **(11/19 vs. SEA)**...Recorded a sack of Seneca Wallace. **(11/5 vs. MIN)**…Finished with four stops, including one sack of Brad Johnson and one forced fumble. **(9/17 vs. STL)**…Posted four tackles and one sack Marc Bulger while forcing a fumble.

2005 (SF) Played in 16 contests with 15 starts, finishing with 63 tackles, one sack, one FF and two FR. **SEASON HIGHLIGHTS**: **(12/18 at JAC)**…Collected six tackles. **(9/18 at PHI)**…Had four tackles, one sack of Donovan McNabb, one forced fumble and one fumble recovery.

2004 (BAL) Appeared in all 16 games with 15 starts, finishing third on team with 92 tackles, a career-high 5.5 sacks, one forced fumble and seven deflected passes. **SEASON HIGHLIGHTS**: **(12/26 at PIT)**…Registered a career-high 11 tackles. **(12/12 at NYG)**...Sacked Eli Manning. **(11/28 at NE)**...Logged a sack of Tom Brady.**(11/21 vs. DAL)**…Had five tackles, one sack of Drew Henson and one forced fumble. **(11/14 at NYJ)**…Posted seven tackles, including one tackle-for-loss and 1.5 sacks of Quincy Carter. **(9/26 at CIN)**...Dropped Carson Palmer for a sack.

2003 (BAL) Started all 16 games and one postseason contest, posting 89 tackles, 4.5 sacks, two forced fumbles and four passes defensed…Voted by teammates as winner of Ed Block Courage Award. **POSTSEASON**: **(1/3 vs. TEN)**…Had 10 tackles in the Wild Card playoff game. **SEASON HIGHLIGHTS**: **(12/28 vs. PIT)**…Tallied 10 tackles and a career-high 2.5 sacks of Tommy Maddox. **(10/12 at ARI)**...Recorded a sack of Jeff Blake. **(9/14 vs. CLE)**...Sacked Kelly Holcomb.

2002 (BAL) Saw action in five games, including one start…Tallied 17 tackles before being placed on Injured Reserve with a knee injury, 10/15. **SEASON HIGHLIGHTS**: **(10/13 at IND)**…Made first career start and posted one tackle before leaving game with knee injury. **(10/6 at CLE)**...Recorded a half-sack of Tim Couch. **(9/9 at CAR)**...Logged a half-sack of Rodney Peete.

2001 (NO/BAL) After spending the first 11 weeks of the season on the NO practice squad, he was signed to BAL active roster, 11/28…Played in two games and was inactive for another three contests with BAL…Inactive for both postseason contests. **SEASON HIGHLIGHTS**: **(12/23 vs. CIN)**…Recorded two tackles and first career sack of Jon Kitna.

2000 (NO) Played in one contest…Inactive for the first three weeks of the season...Placed on IR, 10/12 (knee). **SEASON HIGHLIGHTS**: **(9/24 vs. PHI)**...NFL debut.

1999 (BAL) Signed as an undrafted free agent by the Ravens and spent first 14 weeks on practice squad…Signed to active roster on (12/22), but was inactive for the final two games.

BEFORE THE NFL

◊ Started 40 games at Howard, finishing second all time in the MEAC conference with a conference-record 39.5 sacks...Three-time All-MEAC choice.

◊ Finished his senior season with a team-high 93 tackles, 11.5 sacks and recovered three fumbles.

◊ Named first-team All-MEAC conference in 1997 while recording 69 tackles and five sacks.

◊ Received the inaugural Buffalo Soldier Award at Howard University, an honor given to a player who displays courage, honesty, is a true student-athlete and exemplifies the skills and will to make it both on and off the field.

OFF THE FIELD

◊ Voted by Ravens teammates as the 2003 Ed Block Courage Award winner.

◊ Established Marques Douglas Foundation in 2004 to mentor students in academics, athletics and social issues…Foundation also works with various church and after school programs in North Carolina and beyond…Has hosted the Marques Douglas Foundation youth football camp in his hometown of Greensboro, NC.

◊ Following the 2006 season, traveled on a goodwill trip with NFL alumni and cheerleaders to visit troops in Afghanistan.

◊ While with SF, spent each Tuesday visiting a juvenile detention center to help kids with their school work and reinforce the importance of education.

◊ Graduated from Howard with degree in human development and minor in administration of justice (pre-law).

◊ Graduated from Dudley (Greensboro, NC) HS after lettering in football, track and basketball.

◊ He and his wife, Sparkle, have two daughters, Zahra and Cadence.

MARQUES DOUGLAS' CAREER STATISTICS

Year/Tm	G/S	TT	S	A	Sk	Yds	Int	Yds	Lg	TD	PD	FF	FR	Yds	TD
00/NO	1/0	-	-	-	-	-	-	-	-	-	-	-	-	-	-
01/BAL	2/0	2	1	1	1	11	-	-	-	-	-	-	-	-	-
02/BAL	5/1	17	11	6	1	9	-	-	-	-	-	-	-	-	-
03/BAL	16/16	89	48	41	4.5	32.5	-	-	-	-	4	2	-	-	-
04/BAL	16/15	92	24	68	5.5	16.5	-	-	-	-	2	1	-	-	-
05/SF	16/15	62	35	27	1	14	-	-	-	-	0	1	2	0	0
06/SF	16/16	75	42	33	3	35	-	-	-	-	1	2	1	0	0
07/SF	16/16	100	51	49	3	21.5	-	-	-		4	-	-	-	-
08/BAL	16/0	43	24	19	1	7	-	-	-	-	-	-	-	-	-
Totals	**104/79**	**480**	**236**	**244**	**20**	**146.5**	**0**	**0**	**0**	**0**	**11**	**6**	**3**	**0**	**0**

Career Bests
Tackles: 11 (12/26/04 vs. PIT)
Sacks: 2.5 (12/28/03 vs. PIT)

CAREER POSTSEASON STATISTICS

Year/Tm	G/S	TT	S	A	Sk	Yds	Int	Yds	Lg	TD	PD	FF	FR	Yds	TD
03/BAL	1/1	10	7	3	-	-	-	-	-	-	-	-	-	-	-
08/BAL	3/1	8	4	4	1	7	-	-	-	-	-	1	-	-	-
Totals	**4/2**	**18**	**11**	**7**	**1**	**7**	**0**	**0**	**0**	**0**	**0**	**1**	**0**	**0**	**0**

MARQUES DOUGLAS GAME-BY-GAME

2008 Baltimore Ravens

Date	Opp	W/L	P/S	TT	S	A	Sk	Yds	Int	Yds	Avg	TD	PD	FF	FR	Yds	TD
9/7	CIN	W	P	3	2	1	-	-	-	-	-	-	-	-	-	-	-
9/21	CLE	W	P	2	2	0	-	-	-	-	-	-	-	-	-	-	-
9/29	at PIT	L	P	2	2	0	-	-	-	-	-	-	-	-	-	-	-
10/5	TEN	L	P	4	3	1	-	-	-	-	-	-	-	-	-	-	-
10/12	at IND	L	P	4	4	0	-	-	-	-	-	-	-	-	-	-	-
10/19	at MIA	W	P	3	2	1	-	-	-	-	-	-	-	-	-	-	-
10/26	OAK	W	P	2	2	0	-	-	-	-	-	-	-	-	-	-	-
11/2	at CLE	W	P	5	0	5	-	-	-	-	-	-	-	-	-	-	-
11/9	at HOU	W	P	1	0	1	-	-	-	-	-	-	-	-	-	-	-
11/16	at NYG	L	P	4	2	2	-	-	-	-	-	-	-	-	-	-	-
11/23	PHI	W	P	1	0	1	-	-	-	-	-	-	-	-	-	-	-
11/30	at CIN	W	P	3	0	3	-	-	-	-	-	-	-	-	-	-	-
12/7	WAS	W	P	4	2	2	-	-	-	-	-	-	-	-	-	-	-
12/14	PIT	L	P	2	1	1	-	-	-	-	-	-	-	-	-	-	-
12/20	at DAL	W	P	2	1	1	-	-	-	-	-	-	-	-	-	-	-
12/28	JAC	W	P	1	1	0	-	-	-	-	-	-	-	-	-	-	-
2008 Totals			**16/0**	**43**	**24**	**19**	**0**	**0**	**0**	**0**	**0**	**0**	**0**	**0**	**0**	**0**	**0**

2008 Postseason

Date	Opp	W/L	P/S	TT	S	A	Sk	Yds	Int	Yds	Avg	TD	PD	FF	FR	Yds	TD
1/4	at MIA	W	P	2	2	0	-	-	-	-	-	-	-	1	-	-	-
1/10	at TEN	W	P	2	1	1	-	-	-	-	-	-	-	-	-	-	-
1/18	at PIT	L	S	4	1	3	1	7	-	-	-	-	-	-	-	-	-
Totals			**3/1**	**8**	**4**	**4**	**1**	**7**	**0**	**0**	**0**	**0**	**0**	**1**	**0**	**0**	**0**

2007 San Francisco 49ers

Date	Opp	W/L	P/S	TT	S	A	Sk	Yds	Int	Yds	Avg	TD	PD	FF	FR	Yds	TD
9/10	ARI	W	S	7	2	5	-	-	-	-	-	-	-	-	-	-	-
9/16	at STL	W	S	6	5	1	1	11	-	-	-	-	-	-	-	-	-
9/23	at PIT	L	S	8	7	1	0.5	4	-	-	-	-	-	-	-	-	-
9/30	at SEA	L	S	7	3	4	1	3	-	-	-	-	-	-	-	-	-
10/7	BAL	L	S	7	5	2	-	-	-	-	-	-	-	-	-	-	-
10/21	at NYG	L	S	8	5	3	-	-	-	-	-	-	-	-	-	-	-
10/28	NO	L	S	5	1	4	-	-	-	-	-	-	-	-	-	-	-
11/4	at ATL	L	S	6	3	3	-	-	-	-	-	-	-	-	-	-	-
11/12	at SEA	L	S	6	3	3	-	-	-	-	-	-	-	-	-	-	-

Date	Opp	W/L	P/S	TT	S	A	Sk	Yds	Int	Yds	Avg	TD	PD	FF	FR	Yds	TD
11/18	STL	L	S	10	7	3	0.5	3.5	-	-	-	-	1	-	-	-	-
11/25	at ARI	W	S	4	1	3	-	-	-	-	-	-	-	-	-	-	-
12/2	at CAR	L	S	5	3	2	-	-	-	-	-	-	-	-	-	-	-
12/9	MIN	L	S	5	1	4	-	-	-	-	-	-	-	-	-	-	-
12/15	CIN	W	S	6	3	3	-	-	-	-	-	-	-	-	-	-	-
12/23	TB	W	S	5	1	4	-	-	-	-	-	-	2	-	-	-	-
12/30	at CLE	L	S	5	1	4	-	-	-	-	-	-	1	-	-	-	-
2007 Totals			**16/16**	**100**	**51**	**49**	**3**	**21.5**	**0**	**0**	**0**	**0**	**4**	**0**	**0**	**0**	**0**

2006 San Francisco 49ers

Date	Opp	W/L	P/S	TT	S	A	Sk	Yds	Int	Yds	Avg	TD	PD	FF	FR	Yds	TD
9/10	at ARI	L	S	5	2	3	-	-	-	-	-	-	-	-	-	-	-
9/17	STL	W	S	4	2	2	1	5	-	-	-	-	-	1	-	-	-
9/24	PHI	L	S	1	1	0	-	-	-	-	-	-	-	-	-	-	-
10/1	at KC	L	S	8	5	3	-	-	-	-	-	-	-	-	-	-	-
10/8	OAK	W	S	2	1	1	-	-	-	-	-	-	-	-	-	-	-
10/15	SD	L	S	5	3	2	-	-	-	-	-	-	-	-	-	-	-
10/29	at CHI	L	S	4	3	1	-	-	-	-	-	-	-	-	-	-	-
11/5	MIN	W	S	4	3	1	1	20	-	-	-	-	-	1	-	-	-
11/12	at DET	W	S	4	2	2	-	-	-	-	-	-	-	-	1	-	-
11/19	SEA	W	S	2	2	0	1	10	-	-	-	-	-	-	-	-	-
11/26	at STL	L	S	3	2	1	-	-	-	-	-	-	-	-	-	-	-
12/3	at NO	L	S	6	2	4	-	-	-	-	-	-	-	-	-	-	-
12/10	GB	L	S	7	5	2	-	-	-	-	-	-	-	-	-	-	-
12/14	at SEA	W	S	5	2	3	-	-	-	-	-	-	-	-	-	-	-
12/24	ARI	L	S	10	4	6	-	-	-	-	-	-	-	-	-	-	-
12/31	at DEN	W	S	5	3	2	-	-	-	-	-	-	1	-	-	-	-
2006 Totals			**16/16**	**75**	**42**	**33**	**3**	**35**	**0**	**0**	**0**	**0**	**1**	**2**	**1**	**0**	**0**

2005 San Francisco 49ers

Date	Opp	W/L	P/S	TT	S	A	Sk	Yds	Int	Yds	Avg	TD	PD	FF	FR	Yds	TD
9/11	STL	W	S	4	2	2	-	-	-	-	-	-	-	-	-	-	-
9/18	at PHI	L	S	4	1	3	1	14	-	-	-	-	-	1	1	-	-
9/25	DAL	L	S	1	0	1	-	-	-	-	-	-	-	-	1	-	-
10/2	at ARI	L	S	4	1	3	-	-	-	-	-	-	-	-	-	-	-
10/9	IND	L	S	3	3	0	-	-	-	-	-	-	-	-	-	-	-
10/23	at WAS	L	S	4	4	0	-	-	-	-	-	-	-	-	-	-	-
10/30	TB	W	S	2	2	0	-	-	-	-	-	-	-	-	-	-	-
11/6	NYG	L	P	3	1	2	-	-	-	-	-	-	-	-	-	-	-
11/13	at CHI	L	S	4	2	2	-	-	-	-	-	-	-	-	-	-	-
11/20	SEA	L	S	5	4	1	-	-	-	-	-	-	-	-	-	-	-
11/27	at TEN	L	S	2	1	1	-	-	-	-	-	-	-	-	-	-	-
12/4	ARI	L	S	6	5	1	-	-	-	-	-	-	-	-	-	-	-
12/11	at SEA	L	S	5	3	2	-	-	-	-	-	-	-	-	-	-	-
12/18	at JAC	L	S	6	3	3	-	-	-	-	-	-	1	-	-	-	-
12/24	at STL	W	S	6	2	4	-	-	-	-	-	-	-	-	-	-	-
1/1	HOU	W	S	4	3	1	-	-	-	-	-	-	-	-	-	-	-
2005 Totals			**16/15**	**63**	**37**	**26**	**1**	**14**	**0**	**0**	**0**	**0**	**1**	**1**	**2**	**0**	**0**

2004 Baltimore Ravens

Date	Opp	W/L	P/S	TT	S	A	Sk	Yds	Int	Yds	Avg	TD	PD	FF	FR	Yds	TD
9/12	at CLE	L	S	9	4	5	-	-	-	-	-	-	-	-	-	-	-
9/19	PIT	W	S	7	2	5	-	-	-	-	-	-	-	-	-	-	-
9/26	at CIN	W	S	7	2	5	1	6	-	-	-	-	-	-	-	-	-
10/4	KC	L	S	3	0	3	-	-	-	-	-	-	-	-	-	-	-
10/10	at WAS	W	S	7	5	2	-	-	-	-	-	-	-	-	-	-	-
10/24	BUF	W	S	6	0	6	-	-	-	-	-	-	-	-	-	-	-
10/31	at PHI	L	S	5	4	1	-	-	-	-	-	-	-	-	-	-	-
11/7	CLE	W	S	5	4	1	-	-	-	-	-	-	2	-	-	-	-
11/14	NYJ	W	S	7	3	4	1.5	3.5	-	-	-	-	-	-	-	-	-
11/21	DAL	W	S	5	0	5	1	0	-	-	-	-	-	1	-	-	-
11/28	at NE	L	P	5	0	5	1	2	-	-	-	-	-	-	-	-	-
12/5	CIN	L	S	4	0	4	-	-	-	-	-	-	3	-	-	-	-
12/12	NYG	W	S	5	0	5	1	5	-	-	-	-	-	-	-	-	-
12/19	at IND	L	S	2	0	2	-	-	-	-	-	-	1	-	-	-	-
12/26	PIT	L	S	11	0	11	-	-	-	-	-	-	1	-	-	-	-
1/2	MIA	W	S	4	0	4	-	-	-	-	-	-	-	-	-	-	-
2004 Totals			**16/15**	**92**	**24**	**68**	**5.5**	**16.5**	**0**	**0**	**0**	**0**	**7**	**1**	**0**	**0**	**0**

2003 Baltimore Ravens

Date	Opp	W/L	P/S	TT	S	A	Sk	Yds	Int	Yds	Avg	TD	PD	FF	FR	Yds	TD
9/7	at PIT	L	S	4	2	2	-	-	-	-	-	-	-	1	-	-	-
9/14	CLE	W	S	4	2	2	1	7	-	-	-	-	1	-	-	-	-
9/21	at SD	W	S	4	3	1	-	-	-	-	-	-	-	-	-	-	
9/28	KC	L	S	2	1	1	-	-	-	-	-	-	-	-	-	-	-
10/12	at ARI	W	S	5	1	4	1	11	-	-	-	-	-	1	-	-	-
10/19	at CIN	L	S	7	1	6	-	-	-	-	-	-	-	-	-	-	-
10/26	vs. DEN	W	S	4	1	3	-	-	-	-	-	-	1	-	-	-	-
11/2	vs. JAC	W	S	6	3	3	-	-	-	-	-	-	-	-	-	-	-
11/9	at STL	L	S	3	1	2	-	-	-	-	-	-	1	-	-	-	-
11/16	at MIA	L	S	10	7	3	-	-	-	-	-	-	-	-	-	-	-
11/23	vs. SEA	W	S	5	3	2	-	-	-	-	-	-	-	-	-	-	-
11/30	SF	W	S	5	3	2	-	-	-	-	-	-	-	-	-	-	-
12/7	CIN	W	S	7	5	2	-	-	-	-	-	-	1	-	-	-	-
12/14	at OAK	L	S	6	1	5	-	-	-	-	-	-	-	-	-	-	-
12/21	at CLE	W	S	7	7	0	-	-	-	-	-	-	-	-	-	-	-
12/28	PIT	W	S	10	7	3	2.5	14.5	-	-	-	-	-	-	-	-	-
2003 Totals			**16/16**	**89**	**48**	**41**	**4.5**	**32.5**	**0**	**0**	**0**	**0**	**4**	**2**	**0**	**0**	**0**

2003 Postseason

Date	Opp	W/L	P/S	TT	S	A	Sk	Yds	Int	Yds	Avg	TD	PD	FF	FR	Yds	TD
1/4	TEN	L	S	10	7	3	-	-	-	-	-	-	-	-	-	-	-

SHAUN ELLIS

92
DEFENSIVE END

6-5 / 285 / Tennessee
32 years old (as of opening weekend)
Anderson, SC/Westside HS
EXPERIENCE: NFL: 10 / Jets: 10th
ACQUIRED: D1a (12), 2000 NFL Draft

CAREER HIGHLIGHTS

◊Longest-tenured Jets player, going into his 10th season with the club.

◊Picked up a J.P. Losman fumble and returned it 11 yards for the go-ahead touchdown with 2:06 remaining in the Jets 31-27 victory vs. BUF, 12/14/08.

◊Named to the Pro Bowl in 2003 after finishing the season with 12.5 sacks, 109 tackles and one forced fumble.

◊His 140 regular-season games played (126 starts) rank him tied for second all-time among Jets defensive linemen with Joe Klecko (140 games, 1977-87) and trailing only Marty Lyons (147 games, 1979-89).

◊Recorded 61.5 career sacks, which rank him fourth on the Jets all-time list behind Gerry Philbin (64.5), Joe Klecko (77.5) and Mark Gastineau (107.5).

◊Started all six postseason contests he has appeared in with the Jets and recorded 28 tackles and a forced fumble.

CAREER TRANSACTIONS

◊11/26/04, NYJ, Signed, Contract extension

◊4/15/00, NYJ, *D1a (12)

* Jets acquired pick in trade with SF for D1 (16 - Julian Peterson) and D2 (48 - Jason Webster).

SEASON-BY-SEASON REVIEW

2008 (JETS) Started all 16 games…Recorded 66 tackles, including six for loss, eight sacks (eighth in AFC) and two forced fumbles…Named Jets Defensive Player of the Game twice during the season…Recorded six sacks in one seven game stretch in the early part of the season. **SEASON HIGHLIGHTS: (12/14 vs. BUF)**…With the Jets down 27-24 with 2:06 remaining in regulation, Ellis recovered an Abram Elam forced fumble and returned it 11 yards for his first career touchdown, giving the Jets a 31-27 lead…Tied for a team lead and recorded a season-high 10 tackles (five solo)…Named Jets' Defensive Player of the Game. **(12/7 at SF)**…Notched eighth sack of the season with 1:32 remaining in the fourth quarter, taking down QB Shaun Hill. **(11/2 at BUF)**…Continued his sack streak, sharing a sack with C.J. Mosley of Trent Edwards with 11:47 remaining in the fourth quarter. **(10/26 vs. KC)**…Recorded one-and-a-half sacks of Tyler Thigpen for 10 yards in losses…Notched at least one sack in six of seven games. **(10/19 at OAK)**…Sacked QB Jamarcus Russell for a seven-yard loss. **(10/12 vs. CIN)**…Recorded a sack of Ryan Fitzpatrick for a four-yard loss with :06 remaining in the fourth quarter… Named Jets Defensive Player of the Game. **(9/28 vs. ARI)**…Registered a sack of Kurt Warner for a loss of 23 yards, with

a forced fumble. **(9/14 vs. NE)**…Sacked Matt Cassel for no gain. **(9/7 at MIA)**…Notched a sack of former teammate Chad Pennington for a four-yard loss in his first game vs. Pennington after eight seasons as a teammate.

2007 (JETS) Recorded 60 tackles, five sacks, a fumble recovered and a fumble forced as an anchor on the defense…Started all 16 games, including one game as an outside linebacker vs. CLE (12/19)…Selected as a defensive captain by his teammates. **SEASON HIGHLIGHTS: (12/16 at NE)**…Recorded a six-yard sack of Tom Brady, the 53.5th of his career, which passed Mo Lewis and tied John Abraham for fourth place in franchise history. **(11/18 vs. PIT)**…Named AFC Defensive Player of the Week for first time of his career and was also named Jets Defensive Player of the Week for recording three tackles (one solo) and two sacks of Ben Roethlisberger in the overtime victory…On one of the sacks, he forced and recovered a fumble and returned it six yards…This was his eighth career game with at least two sacks. **(11/4 vs. WAS)**…Recorded a season-high nine tackles with a season-high five solos.

2006 (JETS) Started all 16 games and recorded 58 tackles, five sacks, three pass breakups and a forced fumble. **POSTSEASON:** Recorded seven tackles in the AFC Wild Card game **(1/7 at NE)**. **SEASON HIGHLIGHTS: (12/31 vs. OAK)**…Named Jets' Defensive Player of the Week after tallying a season-high seven tackles. **(11/12 at NE)**…Named Jets' Defensive Player of the Week after collecting five tackles and sacking Tom Brady…On the sack, he forced a Brady fumble to seal the win on the last play of the game.

2005 (JETS) Missed consecutive games (three) for the first time in his career, as he started 13 contests, garnering career lows in tackles (48) and sacks (2.5) while slowed by injury. **SEASON HIGHLIGHTS: (10/16 at BUF)**…Recorded seven tackles (four solo), one pressure and a sack of eight yards on Kelly Holcomb.

2004 (JETS) Started 15 games and both postseason contests…Recorded 64 regular season tackles and 11 sacks, with 6.5 of those sacks in the month of December. **POSTSEASON: (1/15 at PIT)**…Recorded two tackles. **(1/8 at SD)**…Finished the Jets' 20-17 OT Wild Card victory with eight tackles and one pressure. **SEASON HIGHLIGHTS: (1/2 at STL)**…Registered three sacks of Marc Bulger for a loss of 18 yards in the Jets' regular-season finale, a 32-29 OT loss. **(12/15 vs. SEA)**…Recorded two sacks of Matt Hasselbeck…Forced a fumble on one of those sacks, which was recovered by Seattle guard Steve Hutchinson, who was then stripped by Eric Barton…Barton recovered to set up a fourth quarter touchdown. **(11/14 vs. BAL)**…Inactive for the first time in his career, ending a streak of 70 consecutive regular-season games he had appeared in from the start of his career.

2003 (JETS) Earned a Pro Bowl spot when he finished third in the AFC with a career-high 12.5 sacks, becoming the 12th player in franchise history to record 10-or-more sacks in a season...Also posted 109 tackles (64 solo) on the year. **SEASON HIGHLIGHTS: (12/28 at MIA)**...Split two sacks of Jay Fiedler with Josh Evans and Jason Ferguson while leading the line with seven tackles. **(11/16 at IND)**… Crossed into double-digit sacks when he dropped Peyton Manning for an eight-yard loss. **(11/2 vs. NYG)**…When he and Dewayne Robertson split a sack of Kerry Collins, it marked his 11th straight game with a sack, a club record. **(10/19 at HOU)**…Recorded 10 tackles (four solo), and tackled David Carr for a seven-yard sack. **(10/12 vs. BUF)**…Earned a defensive game ball with his two sacks of Drew Bledsoe in a victory. **(9/21 at NE)**...Put up a career-high tying 12 tackles and a sack of Tom Brady. **(9/14 vs. MIA)**…Registered 12 tackles and a sack of Jay Fiedler. **(9/4 at WAS)**…Posted 10 tackles and two sacks of Patrick Ramsey in the opener.

2002 (JETS) Started all 16 games, recording 49 tackles, four sacks, six pass breakups, and a forced fumble…Closed the regular season with sacks in three consecutive games. **POSTSEASON:** Had a total of eight tackles in the two playoff games. **SEASON HIGHLIGHTS: (12/29 vs. GB)**…Registered a seven-yard sack of Brett Favre in the division-clinching victory. **(12/22 at NE)**…Posted a sack of Tom Brady and added four tackles and two pressures in the victory. **(12/15 at CHI)**…Tipped a pass and sacked Chris Chandler. **(12/2 at OAK)**…Led the defensive line with six tackles, including a first-quarter seven-yard sack of Rich Gannon. **(11/3 at SD)** …Named Jets Co-Defensive Player of the Game with Josh Evans, recording a forced fumble, two tackles and a pass deflection.

2001 (JETS) Played in all 16 games and started 15, registering 59 tackles, two forced fumbles and was second on the team in sacks with five…Started the opener at defensive tackle before moving to defensive end in the second game. **POSTSEASON: (1/12 at OAK)**…Started his first postseason game and recorded three tackles. **SEASON HIGHLIGHTS: (12/9 at PIT)**…Sacked Kordell Stewart for a three-yard loss while recording a season-high eight tackles. **(12/2 vs. NE)**…Recorded a sack of Tom Brady for a seven-yard loss. **(11/18 at MIA)**…Logged three tackles and two hits on the quarterback as the Jets shut out MIA on the road for the first time since 1970. **(10/14 vs. MIA)**…Did not start but registered six tackles and forced a fumble which set up a touchdown…Credited with sacking Jay Fiedler 1.5 times. **(9/23 at NE)**…Started at defensive end for the first time this season, and forced a fumble in the victory. **(9/9 vs. IND)**…Made his only start of the year at defensive tackle.

2000 (JETS) Despite starting only two games as a rookie, he led all Jets defensive linemen in sacks (8.5), which placed him behind only 1995 rookie Hugh Douglas (10) for most sacks by a Jets rookie...Also recorded 53 tackles, three pass breakups and his only career interception. **SEASON HIGHLIGHTS: (11/19 at MIA)**...Picked off Damon Huard's pass in the fourth quarter to preserve a 13-3 lead and set up

the clinching touchdown in a 20-3 victory. **(9/3 at GB)**...Made an impact in his NFL debut at Lambeau Field when he strip-sacked Brett Favre and recovered an Ahman Green fumble.

BEFORE THE NFL

◊Finished his collegiate career at Tennessee with 105 tackles, 12.5 sacks, three forced fumbles and a fumble recovery.

◊Lone collegiate interception, vs. Auburn in 1998, he returned 90 yards for a touchdown.

◊Was selected All-SEC first-team as a senior, where he started every game at left end, recorded 42 tackles, a team-high 8.5 sacks (minus 82 yards) and 11 stops behind the line of scrimmage (minus 25 yards)...Also had a pass breakup and two fumble recoveries.

◊Ranked among the nation's top 100 prospects by Scholastic Coach Magazine, adding All-State honors twice and All-Region accolades three times at Westside (SC) HS.

◊Recorded 174 tackles and 35 sacks during his senior campaign, and helped lead his school to a 12-2 record and the state semifinals.

◊Also earned All-State honors in basketball at Westside.

OFF THE FIELD

◊Nicknamed "Big Katt."

◊Wife, Cecile, daughter, Keshona and two sons, Jordan and Skyler.

◊Teamed up with The Muscular Dystrophy Association "Muscle Team" the past seven seasons…Ellis has worked closely with the MDA during his tenure in NY, and has hosted children afflicted with the illness at the Jets' training camps and regular-season games.

◊Embodied the NFL's commitment to community service by supporting programs benefiting the children and youth of New York City at the 13th Annual Gridiron Gala in 2006.

SHAUN ELLIS' CAREER STATISTICS

Year/Tm	G/S	TT	S	A	Sk	Yds	Int	Yds	Lg	TD	PD	FF	FR	Yds	TD
00/NYJ	16/2	53	38	15	8.5	39	1	1	1	-	3	1	2	2	-
01/NYJ	16/16	59	37	22	5.0	24	-	-	-	-	1	2	-	-	-
02/NYJ	16/16	49	36	13	4.0	25	-	-	-	-	6	1	-	-	-
03/NYJ	16/16	109	64	45	12.5	52.5	-	-	-	-	-	1	-	-	-
04/NYJ	16/16	64	44	20	11.0	53	-	-	-	-	2	2	1	0	-
05/NYJ	15/15	48	35	13	2.5	15.5	-	-	-	-	-	1	-	-	-
06/NYJ	13/13	58	37	21	5.0	41.5	-	-	-	-	3	1	-	-	-
07/NYJ	16/16	60	26	34	5.0	26	-	-	-	-	-	1	1	6	-
08/NYJ	16/16	66	31	35	8.0	50.5	-	-	-	-	-	2	1	11	1
Totals	**140/126**	**566**	**348**	**218**	**61.5**	**327**	**1**	**1**	**1**	**0**	**15**	**12**	**5**	**19**	**1**

Career Bests
Tackles: 12 (twice, last: 9/21/03 at NE)
Solo Tackles: 11 (12/3/00 vs. IND)
Sacks: 3 (1/2/04 at STL)

CAREER POSTSEASON STATISTICS

Year/Tm	G/S	TT	S	A	Sk	Yds	Int	Yds	Lg	TD	PD	FF	FR	Yds	TD
01/NYJ	1/1	3	1	2	-	-	-	-	-	-	-	-	-	-	-
02/NYJ	2/2	8	4	4	-	-	-	-	-	-	-	-	-	-	-
04/NYJ	2/2	10	8	2	-	-	-	-	-		1	-	-	-	-
06/NYJ	1/1	7	5	2	-	-	-	-	-	-	-	-	-	-	-
Totals	**6/6**	**28**	**18**	**10**	**0**	**0**	**0**	**0**	**0**	**0**	**1**	**0**	**0**	**0**	**0**

SHAUN ELLIS GAME-BY-GAME

2008 New York Jets

Date	Opp	W/L	P/S	TT	S	A	Sk	Yds	Int	Yds	Avg	TD	PD	FF	FR	Yds	TD
9/7	at MIA	W	S	4	2	2	1	4	-	-	-	-	-	-	-	-	-
9/14	NE	L	S	1	1	0	1	0	-	-	-	-	-	-	-	-	-
9/22	at SD	L	S	5	1	4	-	-	-	-	-	-	-	-	-	-	-
9/28	ARI	W	S	2	1	1	1	23	-	-	-	-	-	1	-	-	-
10/12	CIN	W	S	4	2	2	1	4	-	-	-	-	-	-	-	-	-
10/19	at OAK	L	S	4	1	3	1	7	-	-	-	-	-	-	-	-	-
10/26	KC	W	S	2	0	2	1.5	10	-	-	-	-	-	-	-	-	-
11/2	at BUF	W	S	2	1	1	0.5	2.5	-	-	-	-	-	-	-	-	-

Date	Opp	W/L	P/S	TT	S	A	Sk	Yds	Int	Yds	Avg	TD	PD	FF	FR	Yds	TD
11/9	STL	W	S	4	2	2	-	-	-	-	-	-	-	-	-	-	-
1S3	at NE	W	S	6	4	2	-	-	-	-	-	-	-	-	-	-	-
11/23	at TEN	W	S	2	1	1	-	-	-	-	-	-	-	-	-	-	-
11/30	DEN	L	S	4	1	3	-	-	-	-	-	-	-	-	-	-	-
12/7	at SF	L	S	7	6	1	1	0	-	-	-	-	-	1	-	-	-
12/14	BUF	W	S	10	5	5	-	-	-	-	-	-	-	-	1	11	1
12/21	at SEA	L	S	4	2	2	-	-	-	-	-	-	-	-	-	-	-
12/28	MIA	L	S	5	1	4	-	-	-	-	-	-	-	-	-	-	-
2008 Totals			**16/16**	**66**	**31**	**35**	**8.0**	**50.5**	**0**	**0**	**0**	**0**	**0**	**2**	**1**	**11**	**1**

2007 New York Jets

Date	Opp	W/L	P/S	TT	S	A	Sk	Yds	Int	Yds	Avg	TD	PD	FF	FR	Yds	TD
9/9	NE	L	S	4	1	3	-	-	-	-	-	-	-	-	-	-	-
9/16	at BAL	L	S	7	2	5	-	-	-	-	-	-	-	-	-	-	-
9/23	MIA	W	S	2	2	0	1	6	-	-	-	-	-	-	-	-	-
9/30	at BUF	L	S	6	2	4	1	7	-	-	-	-	-	-	-	-	-
10/7	at NYG	L	S	3	2	1	-	-	-	-	-	-	-	-	-	-	-
10/14	PHI	L	S	2	2	0	-	-	-	-	-	-	-	-	-	-	-
10/21	at CIN	L	S	5	3	2	-	-	-	-	-	-	-	-	-	-	-
10/28	BUF	L	S	4	2	2	-	-	-	-	-	-	-	-	-	-	-
11/4	WAS	L	S	9	5	4	-	-	-	-	-	-	-	-	-	-	-
11/18	PIT	W	S	3	1	2	2	7	-	-	-	-	-	1	1	6	-
11/22	at DAL	L	S	2	2	0	-	-	-	-	-	-	-	-	-	-	-
12/2	at MIA	W	S	2	0	2	-	-	-	-	-	-	-	-	-	-	-
12/9	CLE	L	S	2	0	2	-	-	-	-	-	-	-	-	-	-	-
12/16	at NE	L	S	4	2	2	1	6	-	-	-	-	-	-	-	-	-
12/23	at TEN	L	S	2	0	2	-	-	-	-	-	-	-	-	-	-	-
12/30	KC	W	S	3	0	3	-	-	-	-	-	-	-	-	-	-	-
2007 Totals			**16/16**	**60**	**26**	**34**	**5**	**26**	**0**	**0**	**0.0**	**0**	**0**	**1**	**1**	**6**	**0**

2006 New York Jets

Date	Opp	W/L	P/S	TT	S	A	Sk	Yds	Int	Yds	Avg	TD	PD	FF	FR	Yds	TD
9/10	at TEN	W	S	1	0	1	-	-	-	-	-	-	2	-	-	-	-
9/17	NE	L	S	4	2	2	-	-	-	-	-	-	-	-	-	-	-
9/24	at BUF	W	S	2	1	1	-	-	-	-	-	-	-	-	-	-	-
10/01	IND	L	S	5	5	0	2	25	-	-	-	-	-	-	-	-	-
10/08	at JAC	L	S	1	1	0	-	-	-	-	-	-	-	-	-	-	-
10/15	MIA	W	S	3	0	3	-	-	-	-	-	-	-	-	-	-	-
10/22	DET	W	S	2	2	0	-	-	-	-	-	-	-	-	-	-	-
10/29	at CLE	L	S	6	5	1	-	-	-	-	-	-	-	-	-	-	-
11/12	at NE	W	S	5	3	2	1	8	-	-	-	-	-	1	-	-	-
11/19	CHI	L	S	2	0	2	-	-	-	-	-	-	1	-	-	-	-
11/26	HOU	W	S	5	3	2	1.5	4.5	-	-	-	-	-	-	-	-	-
12/3	at GB	W	S	6	4	2	0.5	4	-	-	-	-	-	-	-	-	-
12/10	BUF	L	S	3	2	1	-	-	-	-	-	-	-	-	-	-	-
12/17	at MIN	W	S	1	1	0	-	-	-	-	-	-	-	-	-	-	-
12/25	at MIA	W	S	5	3	2	-	-	-	-	-	-	-	-	-	-	-
12/31	OAK	W	S	7	5	2	-	-	-	-	-	-	-	-	-	-	-
2006 Totals			**16/16**	**58**	**37**	**21**	**5**	**41.5**	**0**	**0**	**0.0**	**0**	**3**	**1**	**0**	**0**	**0**

2006 Postseason

Date	Opp	W/L	P/S	TT	S	A	Sk	Yds	Int	Yds	Avg	TD	PD	FF	FR	Yds	TD
1/7/07	at NE	L	S	7	5	2	-	-	-	-	-	-	-	-	-	-	-

2005 New York Jets

Date	Opp	W/L	P/S	TT	S	A	Sk	Yds	Int	Yds	Avg	TD	PD	FF	FR	Yds	TD
9/11	at KC	L	S	2	2	0	-	-	-	-	-	-	-	-	-	-	-
9/18	MIA	W	S	2	2	0	1	2	-	-	-	-	-	1	-	-	-
9/25	JAC	L	S	5	5	0	-	-	-	-	-	-	-	-	-	-	-
10/2	at BAL	L	S	6	4	2	-	-	-	-	-	-	-	-	-	-	-
10/9	TB	W	S	4	2	2	0.5	5.5	-	-	-	-	-	-	-	-	-
10/16	at BUF	L	S	7	4	3	1	8	-	-	-	-	-	-	-	-	-
10/24	at ATL	L	S	5	4	1	-	-	-	-	-	-	-	-	-	-	-
11/6	SD	L	S	4	4	0	-	-	-	-	-	-	-	-	-	-	-
11/13	at CAR	L	S	6	5	1	-	-	-	-	-	-	-	-	-	-	-
11/20	at DEN	L	S	2	1	1	-	-	-	-	-	-	-	-	-	-	-

Date	Opp	W/L	P/S	TT	S	A	Sk	Yds	Int	Yds	Avg	TD	PD	FF	FR	Yds	TD
11/27	NO	L	S	3	2	1	-	-	-	-	-	-	-	-	-	-	-
12/4	at NE	L	S	2	0	2	-	-	-	-	-	-	-	-	-	-	-
12/11	OAK	W	S	0	0	0	-	-	-	-	-	-	-	-	-	-	-
12/18	at MIA							INACTIVE									
12/26	NE							INACTIVE									
1/1	BUF							INACTIVE									
2005 Totals			**13/13**	**48**	**35**	**13**	**2.5**	**15.5**	**0**	**0**	**0.0**	**0**	**0**	**1**	**0**	**0**	**0**

2004 New York Jets

Date	Opp	W/L	P/S	TT	S	A	Sk	Yds	Int	Yds	Avg	TD	PD	FF	FR	Yds	TD
9/12	CIN	W	S	5	3	2	-	-	-	-	-	-	-	-	-	-	-
9/19	at SD	W	S	5	1	4	0.5	3.5	-	-	-	-	1	-	-	-	-
10/3	at MIA	W	S	7	3	4	-	-	-	-	-	-	-	-	-	-	-
10/10	BUF	W	S	7	4	3	-	-	-	-	-	-	-	-	-	-	-
10/17	SF	W	S	5	4	1	1.5	7	-	-	-	-	-	1	-	-	-
10/24	at NE	L	S	5	4	1	1.5	6.5	-	-	-	-	-	-	-	-	-
11/1	MIA	W	S	5	3	2	-	-	-	-	-	-	-	-	-	-	-
11/7	at BUF	L	S	2	2	-	-	-	-	-	-	-	-	-	-	-	-
11/14	BAL	-	-	-	-	-	-	-	-	-	-	-	-	-	-	-	-
11/21	at CLE	W	S	-	-	-	-	-	-	-	-	-	-	-	-	-	-
11/28	at ARI	W	S	4	2	2	1	7	-	-	-	-	-	-	-	-	-
12/5	HOU	W	S	4	4	-	-	-	-	-	-	-	-	-	-	-	-
12/12	at PIT	L	S	6	6	-	1.5	9	-	-	-	-	-	-	-	-	-
12/19	SEA	W	S	4	4	-	2	2	-	-	-	-	-	1	1	0	-
12/26	NE	L	S	1	-	1	-	-	-	-	-	-	-	-	-	-	-
1/2	at STL	L	S	4	4	-	3	18	-	-	-	-	1	-	-	-	-
2004 Totals			**15/15**	**64**	**44**	**20**	**11.0**	**53**	**0**	**0**	**0.0**	**0**	**2**	**2**	**1**	**0**	**0**

2004 Postseason

Date	Opp	W/L	P/S	TT	S	A	Sk	Yds	Int	Yds	Avg	TD	PD	FF	FR	Yds	TD
1/8/05	at SD	W	S	8	8	-	-	-	-	-	-	-	-	-	-	-	-
1/15/05	at PIT	L	S	2	2	-	-	-	-	-	-	-	-	1	-	-	-
Totals			**2/2**	**10**	**10**	**0**	**0**	**0**	**0**	**0**	**0.0**	**0**	**0**	**1**	**0**	**0**	**0**

2003 New York Jets

Date	Opp	W/L	P/S	TT	S	A	Sk	Yds	Int	Yds	Avg	TD	PD	FF	FR	Yds	TD
9/4	at WAS	L	S	10	7	3	2	5	-	-	-	-	-	-	-	-	-
9/14	MIA	L	S	12	7	5	1	1	-	-	-	-	-	1	-	-	-
9/21	at NE	L	S	12	8	4	1	3	-	-	-	-	-	-	-	-	-
9/28	DAL	L	S	6	5	1	1	6	-	-	-	-	-	-	-	-	-
10/12	BUF	W	S	4	3	1	2	13	-	-	-	-	-	-	-	-	-
10/19	at HOU	W	S	10	4	6	1	7	-	-	-	-	-	-	-	-	-
10/26	at PHI	L	S	4	4	0	1	1	-	-	-	-	-	-	-	-	-
11/2	NYG	L	S	4	2	2	0.5	2.5	-	-	-	-	-	-	-	-	-
11/9	at OAK	W	S	9	4	5	-	-	-	-	-	-	-	-	-	-	-
11/16	at IND	L	S	6	4	2	1	8	-	-	-	-	-	-	-	-	-
11/23	JAC	W	S	3	1	2	1	0	-	-	-	-	-	-	-	-	-
12/1	TEN	W	S	3	1	2	-	-	-	-	-	-	-	-	-	-	-
12/7	at BUF	L	S	10	5	5	-	-	-	-	-	-	-	-	-	-	-
12/14	PIT	W	S	4	3	1	-	-	-	-	-	-	-	-	-	-	-
12/20	NE	L	S	5	2	3	-	-	-	-	-	-	-	-	-	-	-
12/28	at MIA	L	S	7	4	3	1	6	-	-	-	-	-	-	-	-	-
2003 Totals			**16/16**	**109**	**64**	**45**	**12.5**	**52.5**	**0**	**0**	**0.0**	**0**	**0**	**1**	**0**	**0**	**0**

2002 New York Jets

Date	Opp	W/L	P/S	TT	S	A	Sk	Yds	Int	Yds	Avg	TD	PD	FF	FR	Yds	TD
9/8	at BUF	W	S	3	3	-	0.5	0.5	-	-	-	-	-	-	-	-	-
9/15	NE	L	S	2	2	-	-	-	-	-	-	-	-	-	-	-	-
9/22	at MIA	L	S	4	3	1	-	-	-	-	-	-	-	-	-	-	-
9/29	at JAC	L	S	5	3	2	-	-	-	-	-	-	-	-	-	-	-
10/6	KC	L	S	4	2	2	-	-	-	-	-	-	-	-	-	-	-
10/20	MIN	W	S	2	1	1	-	-	-	-	-	-	1	-	-	-	-
10/27	CLE	L	S	1	-	1	-	-	-	-	-	-	2	-	-	-	-
11/3	at SD	W	S	2	2	-	-	-	-	-	-	-	1	1	-	-	-
11/10	MIA	W	S	3	3	-	-	-	-	-	-	-	-	-	-	-	-
11/17	at DET	W	S	2	2	-	-	-	-	-	-	-	-	-	-	-	-
11/24	BUF	W	S	3	2	1	-	-	-	-	-	-	-	-	-	-	-

Date	Opp	W/L	P/S	TT	S	A	Sk	Yds	Int	Yds	Avg	TD	PD	FF	FR	Yds	TD
12/2	at OAK	L	S	6	5	1	1	7	-	-	-	-	1	-	-	-	-
12/8	DEN	W	S	3	1	2	-	-	-	-	-	-	-	-	-	-	-
12/15	at CHI	L	S	1	1	-	1	3	-	-	-	-	1	-	-	-	-
12/22	at NE	W	S	4	3	1	0.5	3	-	-	-	-	-	-	-	-	-
12/29	GB	W	S	4	3	1	1	7	-	-	-	-	-	-	-	-	-
2002 Totals			**16/16**	**49**	**36**	**13**	**4**	**20.5**	**0**	**0**	**0.0**	**0**	**6**	**1**	**0**	**0**	**0**

2002 Postseason

Date	Opp	W/L	P/S	TT	S	A	Sk	Yds	Int	Yds	Avg	TD	PD	FF	FR	Yds	TD
1/4/03	IND	W	S	3	3	-	-	-	-	-	-	-	-	-	-	-	-
1/12/03	at OAK	L	S	5	5	-	-	-	-	-	-	-	-	-	-	-	-
Totals			**2/0**	**8**	**8**	**0**	**0**	**0**	**0**	**0**	**0.0**	**0**	**0**	**0**	**0**	**0**	**0**

2001 New York Jets

Date	Opp	W/L	P/S	TT	S	A	Sk	Yds	Int	Yds	Avg	TD	PD	FF	FR	Yds	TD
9/9	IND	L	S	2	-	2	-	-	-	-	-	-	-	-	-	-	-
9/23	at NE	W	S	4	3	1	-	-	-	-	-	-	-	1	-	-	-
10/1	SF	L	S	1	1	-	-	-	-	-	-	-	-	-	-	-	-
10/7	at BUF	W	S	1	-	1	-	-	-	-	-	-	-	-	-	-	-
10/14	MIA	W	P	6	6	-	1.5	5.5	-	-	-	-	1	-	-	-	-
10/21	STL	L	S	2	2	-	-	-	-	-	-	-	-	-	-	-	-
10/28	at CAR	W	S	7	4	3	-	-	-	-	-	-	-	-	-	-	-
11/4	at NO	W	S	5	3	2	1	3	-	-	-	-	-	-	-	-	-
11/11	KC	W	S	6	2	4	0.5	5.5	-	-	-	-	-	-	-	-	-
11/18	at MIA	W	S	3	1	2	-	-	-	-	-	-	-	-	-	-	-
12/2	NE	L	S	3	1	2	1	7	-	-	-	-	1	-	-	-	-
12/9	at PIT	L	S	8	5	3	1	3	-	-	-	-	-	-	-	-	-
12/16	CIN	W	S	1	1	-	-	-	-	-	-	-	-	-	-	-	-
12/23	at IND	W	S	3	3	-	-	-	-	-	-	-	-	-	-	-	-
Date	**Opp**	**W/L**	**P/S**	**TT**	**S**	**A**	**Sk**	**Yds**	**Int**	**Yds**	**Avg**	**TD**	**PD**	**FF**	**FR**	**Yds**	**TD**
12/30	BUF	L	S	2	2	-	-	-	-	-	-	-	-	-	-	-	-
1/6	at OAK	W	S	5	2	3	-	-	-	-	-	-	-	-	-	-	-
2001 Totals			**16/15**	**59**	**36**	**23**	**5**	**24**	**0**	**0**	**0.0**	**0**	**2**	**1**	**0**	**0**	**0**

2001 Postseason

Date	Opp	W/L	P/S	TT	S	A	Sk	Yds	Int	Yds	Avg	TD	PD	FF	FR	Yds	TD
1/12/02	at OAK	L	S	3	1	2	-	-	-	-	-	-	-	-	-	-	-

2000 New York Jets

Date	Opp	W/L	P/S	TT	S	A	Sk	Yds	Int	Yds	Avg	TD	PD	FF	FR	Yds	TD
9/3	at GB	W	P	3	3	-	1	3	-	-	-	-	-	1	1	0	0
9/11	NE	W	P	4	2	2	2	14	-	-	-	-	-	-	-	-	0
9/17	BUF	W	P	1	-	1	-	-	-	-	-	-	-	-	-	-	0
9/24	at TB	W	P	-	-	-	-	-	-	-	-	-	-	-	-	-	0
10/8	PIT	L	P	7	6	1	-	-	-	-	-	-	-	-	-	-	0
10/15	at NE	W	P	2	1	1	1	3	-	-	-	-	-	-	-	-	0
10/23	MIA	W	P	2	1	1	1	2	-	-	-	-	1	-	-	-	0
10/29	at BUF	L	P	3	2	1	-	-	-	-	-	-	-	-	-	-	0
11/5	DEN	L	P	4	3	1	-	-	-	-	-	-	-	-	-	-	0
11/12	at IND	L	P	-	-	-	-	-	-	-	-	-	-	-	-	-	0
11/19	at MIA	W	P	2	2	-	1	6	1	1	1.0	-	2	-	-	-	0
11/26	CHI	W	P	3	1	2	-	-	-	-	-	-	-	-	-	-	0
12/3	IND	W	P	1	11	-	-	-	-	-	-	-	-	-	-	-	0
12/10	at OAK	L	P	5	3	2	0.5	1	-	-	-	-	-	-	-	-	0
12/17	DET	L	S	9	7	2	2	10	-	-	-	-	-	-	-	-	0
12/24	at BAL	L	S	7	6	1	-	-	-	-	-	-	-	-	-	-	0
2000 Totals			**16/2**	**53**	**38**	**15**	**8.5**	**39**	**1**	**1**	**1.0**	**0**	**3**	**1**	**1**	**0**	**0**

66 GUARD

ALAN FANECA

6-5 / 305 / Louisiana State
32 years old (as of opening weekend)
New Orleans, LA/Lamar Consolidated (TX) HS
EXPERIENCE: NFL: 12 / Jets: 2nd
ACQUIRED: UFA (PIT, 3/3/08)
Entered NFL: PIT D1 (26), 1998 NFL Draft

CAREER HIGHLIGHTS

◊Appeared in 174 games in his career, starting 169, including the last 112 consecutively.

◊Earned his eighth consecutive starting Pro Bowl trip after the 2008 season, the first guard in Jets history to be named to the Pro Bowl and first 'all-star' guard since Dave Herman in 1968.

◊Six-time *Associated Press* All-Pro choice - 2007, 2006, 2005, 2004, 2002, 2001.

◊Started 11 consecutive postseason contests, including Super Bowl XL in Detroit, 2/5/06, won by PIT, 21-10, over SEA.

CAREER TRANSACTIONS

◊3/3/08, NYJ, Signed - UFA (PIT)
◊4/18/98, PIT, D1 (26)

SEASON-BY-SEASON REVIEW

2008 (JETS) Part of an offensive line in which all five players started all 16 games…First-time Pro Bowler Thomas Jones led the AFC in rushing (1,312 yards) as the Jets finished ninth in rushing in the NFL (125.3 per game) and fifth in yards per carry (4.7)…Voted to the Pro Bowl as a starter for the eighth consecutive season. **SEASON HIGHLIGHTS: (12/14 vs. BUF)**…Helped pave the way for the Jets 165 yards rushing and 6.5 yards per carry average, including a 47-yard touchdown run by Leon Washington. **(11/30 vs. DEN)**…Key to Jets ground game, which averaged 7.5 yards per carry, featuring 138 yards and two touchdowns by Thomas Jones. **(11/23 at TEN)**…Played a role in Jets 192-yard rushing performance in victory over previously unbeaten TEN, which included a 61-yard touchdown run by Leon Washington. **(11/9 VS. STL)**…Line led the way for the Jets 206-yard rushing performance on 43 carries, while allowing no sacks in victory. **(10/19 at OAK)**…Offensive line played key role in aiding Jets running backs to rush for season-high 242 yards on 33 carries (7.3 yards per carry).

2007 (PIT) Started all 16 games at left guard, helping Willie Parker net eight games over 100 yards rushing…Voted to the Pro Bowl as a starter and named a First-Team All-Pro by the *Associated Press.* **POSTSEASON: (1/5 vs. JAC)**…Started his 11th consecutive postseason game. **SEASON HIGHLIGHTS: (12/30 at BAL)**…Started his 96th consecutive game at left guard. **(12/20 at STL)**…Helped Ben Roethlisberger finish with a perfect passer rating and Najeh Davenport gain 123 yards rushing. **(11/11 vs. CLE)**…Led the way for Willie Parker's 105-yard performance. **(9/23 vs SF)**…Key to the PIT ground attack which gained 205 yards. **(9/9 at CLE)**…Helped opening day, 206-yard rushing effort.

2006 (PIT) Started all 16 games at left guard, helping pave the way for Willie Parker to post the third-highest single-season rushing total in PIT history (1,494)…Earned All-Pro honors and named to his sixth straight Pro Bowl. **SEASON HIGHLIGHTS: (12/31 at CIN)**…Helped the PIT offense gain 482 total yards, including 207 rushing, and possess the ball for 40:41. **(12/7 vs. CLE)** …Helped the PIT offense gain 528 total yards, including 303 rushing yards on 52 carries (5.8 avg.) and two touchdowns…Helped Willie Parker set a new Steelers' rushing record with 223 yards. **(11/12 vs. NO)**…Helped the PIT offense gain 467 yards of offense and five touchdowns, including 217 rushing yards…Helped Willie Parker rush for 213 yards (second highest total in PIT history). **(10/15 vs. KC)**…Led the way as PIT offense gained 457 yards, including 219 rushing yards on 42 carries (5.2 avg.) and three touchdowns.

2005 (PIT) Named to his fifth straight Pro Bowl as he started 20 games, 16 in the regular season and four in the postseason, including Super Bowl XL in Detroit…Guided the way for first-year starter Willie Parker to eclipse the 1,000-yard rushing mark for the first time in his career. **POSTSEASON: (2/5 vs. SEA)**…Helped PIT rush for 181 yards on 33 carries (5.5 avg.) and two touchdowns, including the longest run from scrimmage in Super Bowl history (75-yard touchdown run) in Super Bowl XL. **(1/22 at DEN)**…Helped PIT gain 358 yards of total offense in the AFC Championship Game. **(1/15 at IND)**…Helped PIT offense rush for 112 yards and compile 295 yards total in the AFC Divisional Game. **(1/8 at CIN)**…Helped PIT offense gain 346 total yards in AFC Wild Card Game. **SEASON HIGHLIGHTS: (12/24 at CLE)**…Helped PIT compile 209 rushing yards on 35 rushes (6.0 avg.). **(12/11 vs. CHI)**…Helped PIT gain 190 rushing yards on 46 carries (4.1 avg.) and two touchdowns. **(10/23 at CIN)**…Helped pave the way for 221 rushing yards as PIT held the ball for 35:29. **(9/11 vs. TEN)**…Helped Willie Parker set a PIT record with 161 rushing yards in a season opener.

2004 (PIT) Started all 16 games and two postseason games at left guard…Named to his fourth straight Pro Bowl as a starter. **POSTSEASON: (1/15 vs. NYJ)**…Started his fifth postseason game for the Steelers in the AFC Divisional Playoff and helped pave the way for Jerome Bettis to gain 101 yards, the Steelers' first 100-yard postseason individual rusher since 1997. **SEASON HIGHLIGHTS: (11/7 vs. PHI)**…Helped the Steelers gain more than 200 yards rushing for the second consecutive game and produce a 100-yard rusher for the fifth time in six games. **(10/31 vs. NE)**…Helped pave the way for Duce Staley's fourth 100-yard performance of the season and PIT's season-high 221-yard rushing performance.

2003 (PIT) Started all 16 games, nine games at left tackle, due to an injury to Marvel Smith, and seven at left guard…Named to third straight Pro Bowl. **SEASON HIGHLIGHTS: (12/21 vs. SD)**…Started his eighth game at left tackle…Helped pave the way for Jerome Bettis' season-high 115 yards rushing and the team's 181 rushing yards. **(12/7 vs. OAK)**…Started at left tackle for the fifth time and helped pave the way for the Steelers' first 100-yard rusher and no-sack performance. **(11/30 vs. CIN)**…Started at left guard but moved to left tackle early in the second quarter when Marvel Smith aggravated his neck injury. **(10/12 at DEN)**…Started the first game of his pro career at left tackle for Marvel Smith.

2002 (PIT) Started all 16 games and two postseason games…Named to *Pro Football Weekly's* All-NFL and All-AFC team…Selected to the *USA Today* Sports Weekly's All-Pro team…Voted to his second consecutive Pro Bowl. **SEASON HIGHLIGHTS: (12/1 at JAC)**…Helped lead the Steelers' second 200-plus yard rushing performance. **(11/3 at CLE)** …Helped guide Amos Zereoue's first career 100-yard game, the second for a Steeler in the season. **(10/13 at CIN)**…Helped pave the way for the offense's season high 211-yard rushing performance and Jerome Bettis' first 100-yard effort of the season. **(9/29 vs. CLE)**…Recovered a fumble at the Steelers goal line that preserved a field-goal scoring opportunity.

2001 (PIT) Started 15 games and his first two postseason games as he helped Jerome Bettis gain over 1,000 yards for the fourth straight season (six straight for Bettis)…Named to the Pro Bowl for the first time, as a starter…Also named All-Pro by the *Associated Press*…Earned several other postseason honors, including All-Pro by *The Sporting News*, *Sports Illustrated* and *Football Digest*, and was named to *Pro Football Weekly*'s All-NFL team. **POSTSEASON: (1/20 vs. BAL)**…Started his first career postseason game in the AFC Divisional Playoff game. **REGULAR SEASON: (1/6 vs. CLE)**…Ended his string of 42 consecutive starts when he was inactive in the regular season finale. **(11/11 at CLE)**…Instrumental in the Steelers' fourth 200-yard rushing performance of the season and Jerome Bettis' fifth 100-yard game. **(10/21 at TB)**…Instrumental in the Steelers' third straight 200-yard rushing performance that produced a fourth straight 100-yard effort by Jerome Bettis.

2000 (PIT) Started all 16 games, helping the Steeler offense finish as the fourth-best rushing team in the NFL, one of only 10 teams to compile more than 2,000 yards rushing…Instrumental in Jerome Bettis gaining over 1,000 yards and surpassing 100 yards in a game six times. **SEASON HIGHLIGHTS: (10/22 vs. CLE)**…Helped pave the way for Bettis' third consecutive 100-yard game. **(9/17 at CLE)**…Helped PIT compile its most rushing yards (209) since the 1999 season opener.

1999 (PIT) Played in 15 games, starting 14, helping Jerome Bettis gain over 1,000 yards. **SEASON HIGHLIGHTS: (12/26 vs. CAR)**…Instrumental in Jerome Bettis' season-high 137 yards rushing and the Steelers second-highest rushing performance of the season (211 yards). **(10/3 vs. JAC)**…Inactive due to injury.

1998 (PIT) Earned All-Rookie honors from *College & Pro Football Weekly* and *Football News* as he played in all 16 games, starting 12, in helping Jerome Bettis to another 1,000-yard season. **SEASON HIGHLIGHTS: (12/28 at JAC)**…Helped lead Jerome Bettis to his highest rushing total of the season (139 yards) and his sixth 100-yard game of the year in the season finale…Instrumental in helping the team produce its second-highest rushing total of the year (205 yards). **(10/11 at CIN)**…Made his first career start in the NFL…Helped offense compile 386 total yards, its most yardage of the season (257 rushing, 129 passing). **(9/6 at BAL)**…Saw limited action at guard in his NFL debut.

BEFORE THE NFL

◊Started all 36 games at Louisiana State.

◊Chosen as All-American first-team right guard by the *Associated Press*, Football Writers Association, *Football News*, *The Sporting News* and Walter Camp in his final year (1997).

◊An All-Southeastern Conference first-team choice in 1996 and 1997.

◊One of three finalists for the 1997 Outland Trophy won by Nebraska's Aaron Taylor.

◊Helped the team average 410.6 yards-per-game while allowing only one sack during his final college season…Compiled 210 career pancake blocks.

◊In 1996, was an All-American second-team choice by *Football News* and an All-SEC first-team selection allowing only one sack.

◊SEC Freshman of the Year by the *Knoxville News-Sentinel* (1995).

◊All-Greater Houston, *Orlando Sentinel* All-South and Houston Touchdown Club Player of the Year as an offensive lineman at Lamar Consolidated (Tex.) High in his senior year.

OFF THE FIELD

◊Attended John Curtis HS (New Orleans, LA) before transferring to Lamar in Texas.

◊Also lettered in track, competing in the discus.

◊Wife, Julie Kuchta Faneca.

◊One daughter, Anabelle Kathryn.

◊Majored in Entreprenuership Management.

◊Among many other community activities, he does extensive work with the Epilepsy Foundation of America and has participated in a podcast called "Speaking Out for Epilepsy." …Diagnosed with Epilepsy at age 15.

◊Hosted "Bid for Hope" charity auction with his wife, Julie, in Pittsburgh…All proceeds benefited "A Glimmer of Hope," a Pittsburgh-based non-profit organization that supports breast cancer research.

◊One of two children of Liane and Alan Faneca.

◊Full name: Alan Joseph Faneca Jr.

ALAN FANECA'S CAREER STATISTICS

GAMES PLAYED/GAMES STARTED: Career (174/169) [11/11]; 2008 (16/16); 2007 (16/16) [1/1]; 2006 (16/16); 2005 (16/16) [4/4]; 2004 (16/16) [2/2]; 2003 (16/16); 2002 (16/16) [2/2]; 2001 (15/15) [2/2]; 2000 (16/16); 1999 (15/14); 1998 (16/12).

3

KICKER

JAY FEELY

5-10 / 205 / Michigan
33 years old (as of opening weekend)

Tampa, FL/Jesuit HS
EXPERIENCE: NFL: 9 Jets: 2nd
ACQUIRED: FA, 9/10/08
ENTERED NFL: Undrafted FA, ATL (4/12/01)

CAREER HIGHLIGHTS

◊Totaled 891 career points (201-of-247 FG, 81.4 percent; 288-of-290 XP, 99.3 percent).

◊In 2007, connected on 21-of-23 field goal attempts (91.3 percent), third-best in the AFC and in the NFL among kickers with more than five attempts, behind only Josh Scobee (JAC) and Jeff Reed (PIT).

◊Played in 112 consecutive NFL games from 2001-07 since entering the NFL with Atlanta in 2001 before missing the 2008 season opener.

◊Kicked five game-winning field goals, two with no time remaining in regulation and three in overtime.

◊Reached or topped the 80-percent mark for field goal accuracy in five of his eight seasons.

◊Executed six successful onside kicks.

CAREER TRANSACTIONS

◊ 9/10/08 NYJ Signed, FA
◊ 8/27/08 KC Released
◊ 8/25/08 KC Signed, FA
◊ 8/12/08 MIA Released
◊ 3/8/07 MIA Signed, Unrestricted FA
◊ 3/8/05 NYG Signed, Unrestricted FA
◊ 4/12/01 ATL Signed, Undrafted FA

SEASON-BY-SEASON REVIEW

2008 (JETS) Signed as a free agent, 9/10 and converted 24-of-28 field goals and 39 extra points for 111 points...Hit a 55-yard field goal, tying his career high and a Jets franchise record. **SEASON HIGHLIGHTS: (12/21 at SEA)**…Converted his 13th consecutive field goal, tying Nick Lowery (1994) for the fifth-longest streak in Jets history. **(11/13 at NE)**…With 7:15 remaining in overtime connected on a 34-yard field goal marking his third-career overtime field goal kick for a win. **(11/9 vs. STL)**…Named Jets Special Teams Player of the Game…Made all four field goals…Connected on a 55-yard field goal with no time remaining in the first half, tied for the longest in Jets history and matching a career-best for Feely…Added five extra points for 17 points...Logged two special teams tackles. **(10/19 at OAK)**…Made 52-yard field goal with :08 remaining sent the game into overtime.

2007 (MIA) Connected on 21-of-23 field goal attempts (91.3 percent), third-best in the AFC and in the NFL among kickers with more than five attempts, behingd only Josh Scobee (JAC) and Jeff Reed (PIT). **SEASON HIGHLIGHTS: (12/16 vs. BAL)**...Converted all three field goal attempts as MIA recorded their only win of the season, a 22-16 overtime decision…Two of his three field goals occurred in the fourth quarter – a 22-yarder 2:54 into the period to tie the game at 13-13 and a 29-yarder with 1:56 to play, giving the Dolphins a 16-13 lead. **(12/2 vs. NYJ)**...Hit a season-long 53-yard field goal, when he also connected from 44 yards. **(10/7 at HOU)**...Accounted for season highs in both field goals (4) and points (13) the following week, as he connected on all

four of his field goal attempts, including two from 40 yards-or-longer (40, 48), in addition to his only PAT…The four successful field goals are tied for the third-highest total of his career and it marked the sixth time in his career that he tallied four or more field goals in a game. **(9/30 vs. OAK)**... Played in the 100th NFL regular season contest of his career.

2006 (NYG) Connected on 23-of-27 field goals and all 38 PAT for 107 points for the Giants, the fourth time in his six-year career that he reached the 100-point plateau. Converted his final 10 field goal attempts of the regular season, covering a seven-game stretch. **POSTSEASON: (1/7 at PHI)**...Hit on both field goal attempts (20, 240) and both extra points. **SEASON HIGHLIGHTS: (12/17 vs. PHI)**…Connected on all three field goal attempts, including a season-long, 47-yard kick. **(10/8 vs. WAS)**...Connected on a season-high four field goals (five attempts) in a 19-3 win.

2005 (NYG) Converted 35-of-42 field goals, both career-high figures…Hit all 43 PAT for 148 total points, the most in the NFL in 2005...Was voted as a first alternate to the NFC Pro Bowl squad…Connected on his first 13 field goal attempts of the season. **SEASON HIGHLIGHTS: (12/11 at PHI)**...Hit on all four field goal attempts…Fourth field goal of the afternoon was a 34-yarder with 3:55 to play in overtime, giving the Giants a 26-23 victory. **(11/27 at SEA)**...Made two-of-five field goals…Missed three consecutive potential game-winning field goals, a 40-yarder at the end of regulation (wide left), and two in overtime: the first from 54 yards (short), and the next from 45 yards (short). **(10/30 vs. WAS)**...Tied a career-high with five field goals (six attempts) in 36-0 win, when he accumulated a career-high 18 points…Included in his total was a 50-yard field goal…Third attempt in the Redskins game hit the left upright from 51 yards out, snapping his string of 14 straight successful field goals in the regular season. **(10/23 vs. DEN)**...Connected on a season-long 52-yard field goal the following week in a 24-23 win. **(10/16 at DAL)**...Hit both field goal attempts – from 50 and 45 yards – in 16-13 overtime loss, the first of three straight games in which he hit on a field goal of 50 yards-or-longer.

2004 (ATL) Hit 18 of 23 field goals and 40-40 PAT for 94 points. **POSTSEASON:** Converted both field goal attempts and all seven PAT in two playoff games following the season. **(1/5 vs. STL)**... Had a 38-yarder in Divisional win. **SEASON HIGHLIGHTS: (12/18 vs. CAR)**...Was two-of-three on field goals including a 38-yarder, 2:25 into the overtime period, giving the Falcons a 34-31 victory. **(10/31 at DEN)**...Had a successful onside kick in 41-28 win, the fifth successful onside kick in his career. **(10/10 vs. DET)**...Second reception of NFL career came when he hauled in a pass from holder Chris Mohr on a fake field goal attempt (-2 yards). **(9/26 vs. ARZ)**...Accounted for all of Atlanta's points, on field goals of 25 and 23 yards, in a 6-3 win. **(9/19 vs. STL)**... Recovered his own onside kick in a 34-17 win.

2003 (ATL) Recorded 19-of-27 on field goals and 32-of-33 on PAT for 89 total points. **SEASON HIGHLIGHTS: (12/20 at TB)**...Was good on all three of his field goal attempts – from 26, 38 and 37 yards away – as the Falcons recorded a 30-28 victory. **(11/12 vs. PHI)**…Hit on all three field goal attempts, including a season-long 46-yarder.

2002 (ATL) Converted 32-of-40 field goals...Also hit 42-of-43 PAT for 138 points...He connected on 9-of-10 field goals and all nine PAT and was named NFC Special Teams Player of the Month for October...Earned NFC Special Teams Player of the Week accolades in 30-0 win over CAR (10/20). **POSTSEASON:** In two playoff games, was a combined 4-of-7 on field goals and 3-of-3 on PAT. **(1/1 at PHI)**...Hit a 52-yarder in the Divisional contest. **SEASON HIGHLIGHTS: (12/29 at CLE)**...Hit on three-of-four field goals, including a pair from over 40 yards (42,49). **(12/22 at DET)**...In a 36-15 victory, hit all five field goal attempts – from 23,23,36, 20 and 39 yards – as he set a career best. **(10/27 at NO)**...Hit all three attempts – from 31, 32 and 47 yards...Final field goal occurred as time expired in regulation, lifting the Falcons to a 37-35 victory...His 32-yarder, 25 seconds into the final period gave ATL a 27-25 lead. **(10/20 vs. CAR)**...Earned NFL Special Teams Player of the Week in 30-0 win when he connected on all three of his field goal attempts – from 41, 45 and 49 yards. **(10/6 vs. TB)**...Executed a successful onside kick. **(9/8 at GB)**...In season-opening 37-34 overtime loss, connected on both field goals, including a season-long 52-yarder, which came with five seconds to play in regulation to send the game into overtime...Four touchbacks in eight kickoffs.

2001 (ATL) As a rookie, converted 29-of-37 field goals (78.4%) and 28-of-28 PAT for 115 total points and was a consensus all-rookie selection....The 29 field goals were first in the NFC and fourth in the NFL...Had successful onside kicks in games vs. DAL (11/11) and vs. STL (12/2). **SEASON HIGHLIGHTS: (12/23 at BUF)**...Converted all four of his field goal attempts, including a 52-yarder as time expired to give the Falcons a 33-30 victory. **(11/25 at CAR)**...First quarter 39-yard field goal turned out to difference maker in a 10-7 win. **(11/18 at GB)**...Connected on all three field goal attempts – from 26, 39 and 32 yards – in a 23-20 win. **(10/21 at NO)**...First reception of NFL career came when he hauled in a pass from holder Chris Mohr on a fake field goal attempt (-2 yards). **(9/30 at ARI)**...Hit a 55-yard field goal in the Falcons' 34-14 victory.

BEFORE THE NFL

◊ Earned third Pro Bowl selection in 2006 after posting 53 tackles and three sacks…Selected to Pro Bowl as a starter in 2003 after playing as an alternate in 2002…Appeared in place of injured defensive tackle Warren Sapp in 2002, becoming the first defensive lineman in Panthers history to appear in a Pro Bowl.

◊ Four-year letterman at Michigan (1995-98).

◊ Finished his career connecting on 20-of-26 field goal attempts and 43-of-44 extra points.

◊ During his senior season, he connected on 17-of-22 field goal tries and 40-of-41 extra points.

◊ Named Big Ten honorable mention by the coached and media.

◊ Kicked the longest field goal in the nation with a 51- yarder vs. Baylor as a junior, which was also the sixth-longest in Michigan history.

◊ Attended Jesuit High School in Tampa, Fla. Where he set school and Hillsborough County career and season records for field goals and PAT.

OFF THE FIELD

◊ Married (Rebecca) with three daughters, Alexandria, Abigail and Olivia, and one son, Jace.

◊ Member of the board of directors for Easter Seals.

◊ Involved with the Muscular Dystrophy Association.

◊ Hosted a Punt, Pass & Kick competition for the Special Olympics of New Jersey at the Meadowlands.

◊ Involved with the United Way's efforts in Michigan, was featured in the United Way's national advertising campaign in 2005.

◊ Received the "JB Award" in 2003 and the Atlanta Falcons Man of the Year Award in 2004.

◊ Played in the Pro-Am at the LPGA event in Aventura, Fla., where he paired with Laura Diaz.

◊ Majored in Finance at Michigan and is a licensed stockbroker.

JAY FEELY'S CAREER STATISTICS

Year	G	FG	FGA	Pct	Lg	XP	XPA	Pct.	Pts
01/ATL	16	29	37	78.4	55	28	28	100.0	115
02/ATL	16	32	40	80.0	52	42	43	97.7	138
03/ATL	16	19	27	70.4	46	32	33	97.0	89
04/ATL	16	18	23	78.3	47	40	40	100.0	94
05/NYG	16	35	42	83.3	52	43	43	100.0	148
06/NYG	16	23	27	85.2	47	38	38	100.0	107
07/MIA	16	21	23	91.3	53	26	26	100.0	89
08/NYJ	15	24	28	85.7	55	39	39	100.0	111
NFL Tot	**127**	**201**	**247**	**81.4**	**55**	**288**	**290**	**99.3**	**891**
Jets Tot	**15**	**24**	**28**	**85.7**	**55**	**39**	**39**	**100.0**	**111**

Additional Statistics

Special Teams Tackles: 33 (Career); 7 (2001); 3 (2002); 4 (2003); 1 (2004); 6 (2005); 2 (2006); 5 (2007); 5 (2008).

Receptions: 2-(-4) (Career)

CAREER POSTSEASON STATISTICS

Year	G	FG	FGA	Pct	Lg	XP	XPA	Pct.	Pts
02/ATL	2	4	7	57.1	52	3	3	100.0	16
04/ATL	2	2	2	100.0	38	7	7	100.0	13
05/NYG	1	-	-	-	-	-	-	-	0
06/NYG	1	2	2	100.0	24	2	2	100.0	8
Totals	**6**	**8**	**11**	**72.3**	**52**	**12**	**12**	**100.0**	**27**

JAY FEELY GAME-BY-GAME

2008 New York Jets

Date	Opp	W/L	FG	FGA	Pct	Lg	XP	XPA	Pts
9/7	at MIA	W	**Signed with Jets, 9/10/08**						
9/14	NE	L	1	2	50.0	21	1	1	4
9/22	at SD	L	1	1	100.0	32	2	2	5
9/28	ARI	W	2	3	66.7	30	6	6	12
10/12	CIN	W	2	2	100.0	43	2	2	8
10/19	at OAK	L	2	2	100.0	52	1	1	7
10/26	KC	W	0	1	0.0	36	4	4	4
11/2	at BUF	W	4	5	80.0	37	2	2	14
11/9	STL	W	4	4	100.0	55	5	5	17
11/13	at NE	W	2	2	100.0	34	4	4	10
11/23	at TEN	W	2	2	100.0	30	4	4	10
11/30	DEN	L	1	1	100.0	30	2	2	5
12/7	at SF	L	-	-	-	-	2	2	2
12/14	BUF	W	1	1	100.0	31	4	4	7
12/21	at SEA	L	1	1	100.0	20	-	-	3
12/28	MIA	L	1	1	100.0	28	-	-	3
2008 Totals			**24**	**28**	**85.7**	**55**	**39**	**39**	**111**

2007 Miami Dolphins

Date	Opp	W/L	FG	FGA	Pct	Lg	XP	XPA	Pts
9/9	at WAS	L	2	2	100.0	36	1	1	7
9/16	DAL	L	2	2	100.0	45	2	2	8
9/23	at NYJ	L	2	2	100.0	39	2	2	8
9/30	OAK	L	1	1	100.0	29	1	1	4
10/7	at HOU	L	4	4	100.0	48	1	1	13
10/14	at CLE	L	1	1	100.0	43	4	4	7
10/21	NE	L	-	-	-	-	4	4	4

Date	Opp	W/L	FG	FGA	Pct	Lg	XP	XPA	Pts
10/28	NYG	L	1	2	50.0	29	1	1	4
11/11	BUF	L	1	1	100.0	38	1	1	3
11/18	at PHI	L	0	1	0.0	0	1	1	1
11/26	at PIT	L	-	-	-	-	-	-	-
12/2	NYJ	L	2	2	100.0	53	1	1	7
12/9	at BUF	L	1	1	100.0	41	2	2	5
12/16	BAL	W	3	3	100.0	29	1	1	10
12/23	at NE	L	-	-	-	-	1	1	1
12/30	CIN	L	1	1	100.0	49	2	2	5
2007 Totals			**21**	**23**	**88.5**	**53**	**25**	**25**	**80**

2006 New York Giants

Date	Opp	W/L	FG	FGA	Pct	Lg	XP	XPA	Pts
9/10	IND	L	0	1	0.0	0	3	3	3
9/17	at PHI	W	1	1	100.0	35	3	3	6
9/24	at SEA	L	1	1	100.0	46	3	3	6
10/08	WAS	W	4	5	80.0	40	1	1	13
10/15	at ATL	W	2	2	100.0	39	3	3	9
10/23	at DAL	W	2	2	100.0	32	4	4	10
10/29	TB	W	1	1	100.0	31	2	2	5
11/5	HOU	W	-	-	-	-	2	2	2
11/12	CHI	L	2	4	50.0	46	2	2	8
11/20	at JAC	L	1	1	100.0	40	1	1	4
11/26	at TEN	L	-	-	-	-	3	3	3
12/3	DAL	L	2	2	100.0	23	2	2	8
12/10	at CAR	W	2	2	100.0	32	3	3	9
12/17	PHI	L	3	3	100.0	47	1	1	10
12/24	NO	L	-	-	-	-	1	1	1
12/30	at WAS	W	2	2	100.0	34	4	4	10
2006 Totals			**23**	**27**	**86.9**	**47**	**38**	**38**	**107**

2006 Postseason

Date	Opp	W/L	FG	FGA	Pct	Lg	XP	XPA	Pts
1/7/07	at PHI	L	2	2	100.0	24	2	2	8

2005 New York Giants

Date	Opp	W/L	FG	FGA	Pct	Lg	XP	XPA	Pts
9/11	ARI	W	-	-	-	-	6	6	6
9/19	at NO	W	2	2	100.0	39	3	3	9
9/25	at SD	L	3	3	100.0	40	2	2	11
10/2	STL	W	3	3	100.0	38	5	5	14
10/16	at DAL	L	2	2	100.0	50	1	1	7
10/23	DEN	W	1	1	100.0	52	3	3	6
10/30	WAS	W	5	6	83.3	50	3	3	18
11/6	at SF	W	1	1	100.0	22	3	3	6
11/13	MIN	L	2	3	66.7	48	1	1	7
11/20	PHI	W	2	2	100.0	27	3	3	9
11/27	SEA	L	2	5	40.0	43	1	1	7
12/4	DAL	W	1	2	50.0	27	2	2	5
12/11	at PHI	W	4	4	100.0	36	2	2	14
12/17	KC	W	2	2	100.0	41	3	3	9
12/24	at WAS	L	2	3	66.7	47	2	2	8
12/31	at OAK	W	3	3	100.0	46	3	3	12
2005 Totals			**35**	**42**	**83.3**	**52**	**43**	**43**	**148**

2005 Postseason

Date	Opp	W/L	FG	FGA	Pct	Lg	XP	XPA	Pts
1/8/06	CAR	L	-	-	-	-	-	-	0

2004 Atlanta Falcons

Date	Opp	W/L	FG	FGA	Pct	Lg	XP	XPA	Pts
9/12	at SF	W	-	-	-	-	3	3	3
9/19	STL	W	2	2	100.0	35	4	4	10
9/26	ARI	W	2	2	100.0	25	0	0	6
10/3	at CAR	W	2	2	100.0	47	3	3	9
10/10	DET	L	1	1	100.0	27	1	1	4
10/17	SD	W	-	-	-	-	3	3	3
10/24	at KC	L	1	1	100.0	19	1	1	4
10/31	at DEN	W	2	3	66.7	43	5	5	11
11/14	TB	W	1	1	100.0	33	3	3	6
11.21	at NYG	W	0	1	0.0	0	2	2	2
11/28	NO	W	1	2	50.0	31	3	3	6
12/5	at TB	L	-	-	-	-	-	-	0
12/12	OAK	W	-	-	-	-	5	5	5
12/18	CAR	W	2	3	66.7	38	4	4	10
12/26	at NO	L	2	2	100.0	25	1	1	7
1/2	at SEA	L	2	3	66.7	40	2	2	8
2004 Totals			**18**	**23**	**78.3**	**47**	**40**	**40**	**94**

2004 Postseason

Date	Opp	W/L	FG	FGA	Pct	Lg	XP	XPA	Pts
1/15/05	STL	W	1	1	100.0	38	6	6	9
1/23/05	at PHI	L	1	1	100.0	23	1	1	4
Totals			**2**	**2**	**100.0**	**38**	**7**	**7**	**13**

2003 Atlanta Falcons

Date	Opp	W/L	FG	FGA	Pct	Lg	XP	XPA	Pts
9/7	at DAL	W	2	2	100.0	37	3	3	9
9/14	WAS	L	1	2	50.0	37	4	4	7
9/21	TB	L	1	2	50.0	29	1	1	4
9/28	at CAR	L	1	2	50.0	28	0	0	3
10/5	MIN	L	2	2	100.0	34	2	2	8
10/13	at STL	L	0	1	0.0	0	0	0	0
10/19	NO	L	1	1	100.0	28	2	2	5
11/2	PHI	L	3	3	100.0	46	1	1	10
11/9	at NYG	W	0	0	0.0	0	3	4	3
11/16	at NO	L	2	3	66.7	38	2	2	8
11/23	TEN	L	1	1	100.0	40	4	4	7
11/30	at HOU	L	2	3	66.7	42	1	1	7
12/7	CAR	W	0	2	0.0	0	2	2	2
12/14	at IND	L	0	0	0.0	0	1	1	1
12/20	at TB	W	3	3	100.0	38	3	3	12
12/28	JAC	W	0	0	0.0	0	3	3	3
2003 Totals			**19**	**27**	**70.4**	**46**	**32**	**33**	**89**

2002 Atlanta Falcons

Date	Opp	W/L	FG	FGA	Pct	Lg	XP	XPA	Pts
9/8	at GB	L	2	2	100.0	52	4	4	10
9/15	CHI	L	2	4	50.0	37	1	1	7
9/22	CIN	W	3	3	100.0	44	3	3	12
10/6	TB	L	2	3	66.7	34	-	-	6
10/13	at NYG	W	1	1	100.0	31	2	2	5
10/20	CAR	W	3	3	100.0	49	3	3	12
10/27	at NO	W	3	3	100.0	47	4	4	13
11/3	BAL	W	2	2	100.0	40	2	2	8
11/10	at PIT	T	2	3	66.7	40	4	4	10
11/17	NO	W	1	2	50.0	42	3	3	6
11/24	at CAR	W	0	1	0.0	0	5	6	5
12/1	at MIN	W	1	1	100.0	44	3	3	6
12/8	at TB	L	1	1	100.0	30	1	1	4
12/15	SEA	L	1	2	50.0	22	3	3	6
12/22	DET	W	5	5	100.0	39	3	3	18
12/29	at CLE	L	3	4	75.0	49	1	1	10
2002 Totals			**32**	**40**	**80.0**	**52**	**42**	**43**	**138**

2002 Postseason

Date	Opp	W/L	FG	FGA	Pct	Lg	XP	XPA	Pts
1/4/03	at GB	W	2	4	50.0	23	3	3	9
1/11/03	at PHI	L	2	3	66.7	52	-	-	6
Totals			**4**	**7**	**57.1**	**52**	**3**	**3**	**15**

2001 Atlanta Falcons

Date	Opp	W/L	FG	FGA	Pct	Lg	XP	XPA	Pts
9/9	at SF	L	2	2	100.0	28	1	1	7
9/23	CAR	W	1	1	100.0	25	4	4	7
9/30	at ARI	W	2	2	100.0	55	4	4	10
10/7	CHI	L	1	2	50.0	44	-	-	3
10/14	SF	L	3	3	100.0	39	2	2	11
10/21	at NO	W	2	2	100.0	38	2	2	8
11/4	NE	L	1	3	33.3	20	1	1	4
11/11	DAL	W	2	3	66.7	31	2	2	8
11/18	at GB	W	3	3	100.0	39	2	2	11
11/25	at CAR	W	1	1	100.0	39	1	1	4
12/2	STL	L	2	4	50.0	41	-	-	6
12/9	NO	L	1	2	50.0	41	1	1	4
12/16	at IND	L	2	2	100.0	35	3	3	9
12/23	BUF	W	4	4	100.0	52	3	3	15
12/30	at MIA	L	0	1	0.0	0	2	2	2
1/6	at STL	L	2	2	100.0	49	1	1	7
2001 Totals			**29**	**37**	**78.4**	**55**	**29**	**29**	**116**

60
TACKLE

D'BRICKASHAW FERGUSON

6-6 / 310 / Virginia
25 years old (as of opening weekend)

Freeport, NY/Freeport HS
EXPERIENCE: NFL: 4 / Jets: 4th
ACQUIRED: D1a (4), 2006 NFL Draft

CAREER HIGHLIGHTS

◊Started all 48 games and one postseason game in his first three seasons.

◊Selected to the All-Rookie Team in 2006 as voted by *Pro Football Weekly* and the Pro Football Writers' Association and was mentioned as an AFC Offensive Rookie of the Year candidate by several publications and analysts.

◊The first left tackle to start every game of his rookie season for the Jets since Chris Ward, also a first-round draft pick, in 1978.

◊Along with teammate Nick Mangold (29th), were the first pair of offensive linemen selected by the same team in the first round since the Los Angeles Rams in 1975 (Dennis Harrah and Doug France).

◊Combined with Nick Mangold, Leon Washington, Brad Smith and Drew Coleman for 47 starts by the rookie class in 2006, when the Jets were 10-6 and qualified for the postseason.

CAREER TRANSACTIONS

◊4/29/06, NYJ, D1a (4)

SEASON-BY-SEASON REVIEW

2008 (JETS) Part of an offensive line in which all five players started all 16 games...First-time Pro Bowler Thomas Jones led the AFC in rushing (1,312 yards) as the Jets finished ninth in rushing in the NFL (125.3 per game) and fifth in yards per carry (4.7)…Recognized as a Pro Bowl alternate. **SEASON HIGHLIGHTS: (12/14 vs. BUF)**... Helped pave the way for the Jets 165 yards rushing and 6.5 yards per carry average, including a 47-yard touchdown run by Leon Washington. **(11/30 vs. DEN)**...Key to Jets ground game, which averaged 7.5 yards per carry, featuring 138 yards and two touchdowns by Thomas Jones. **(11/23 at TEN)**... Played a role in Jets 192-yard rushing performance in victory over previously unbeaten TEN, which included a 61-yard touchdown run by Leon Washington. **(11/9 VS. STL)...** Line led the way for the Jets 206-yard rushing performance on 43 carries, while allowing no sacks in victory. **(10/19 at OAK)**…Offensive line played key role in aiding Jets running backs to rush for season-high 242 yards on 33 carries (7.3 yards per carry).

2007 (JETS) Started all 16 games at left tackle. **SEASON HIGHLIGHTS: (12/2 at MIA)**…Helped to pave the way for 163 rushing yards and three rushing touchdowns. **(11/18 vs. PIT)**…Part of the line that led the way for Thomas Jones' third 100-yard rushing performance of the season against the number one ranked defense in the NFL at the time. **(10/14 vs. PHI)**…Playing left tackle, assisted on Thomas Jones' 130-yard rushing performance. **(9/23 vs. MIA)**…Paved the way for Thomas Jones' 110 rushing yards on 25 carries.

2006 (JETS) Started all 16 games and the postseason game as a rookie, the first left tackle to start every game of his rookie season for the Jets since Chris Ward, also a first-round draft pick, in 1978. **SEASON HIGHLIGHTS: (12/17 at MIN)**… Helped protect Chad Pennington as he threw for a career-high 339 yards. **(12/3 at GB)**…Instrumental in the Jets amassing 178 yards rushing, including Cedric Houston's only 100-yard performance. **(10/22 vs. DET)**…Helped pave the way for a season-high 221 yards rushing, as six Jets rushed for positive yards, including the second career 100-yard performance for RB Leon Washington. **(9/9 at TEN)**…Started at tackle in his first career game and helped protect Chad Pennington as he threw for 319 yards and two touchdowns.

BEFORE THE NFL

◊Earned All-America first-team selection by *The NFL Draft Report* and *Associated Press*, adding second-team honors from the Walter Camp Football Foundation and *Sports Illustrated*.

◊Outland Trophy candidate as a senior at Virginia...A preseason first-team All-America selection and an All-ACC first-team selection...Virginia's first All-Conference tackle since 1998.

◊Started every game of his collegiate career (49), the longest streak ever by a Virginia offensive lineman.

◊Was an integral part of the 2002 squad that led the ACC in rushing offense (242.8), total offense (423.4), first downs (264) and fewest sacks allowed (16).

◊Became school's first true freshman to start on the offensive line in the season opener and went on to set a school record with 14 starts.

◊Was a standout two-way lineman for head coach Russ Cellan at Freeport High School as a three-year starter, who earned SuperPrep and PrepStar All-America honors…Rated by SuperPrep as the top offensive lineman in New York and the state's second-ranked player.

◊Received the Thorpe Award as Nassau County's top player, the first lineman to win the award since 1979…*Newsday* All-State honoree after recording 55 tackles, six sacks and eight quarterback hurries as a defensive end his senior year.

OFF THE FIELD

◊Graduated with a degree in Religious Studies from Virginia.

◊Formed the D'Brickashaw Ferguson Foundation, working to build communities, "Brick by Brick"…The foundation works to assist his hometown of Freeport, NY on Long Island and surrounding communities.

◊Honored by United Way of NYC as a Hometown Hero in 2008 season for his work off the field.

◊Joined forces with New Jersey Governor Jon Corzine, to announce the Eat Right, Move More campaign, which encourages students to eat nutritious food that is offered in their school cafeterias throughout New Jersey.

◊Accompanied other NFL players on a trip to meet U.S. soldiers in Alaska during in 2008 offseason.

◊Jets spokesman for the annual Taste of the NFL in New York City, to help raise money to fight hunger in the New York metropolitan area.

◊Attended both the Grammy Awards and a taping of "The Price is Right" in early 2008 while in Los Angeles.

D'BRICKASHAW FERGUSON'S CAREER STATISTICS

GAMES PLAYED/GAMES STARTED: Career (48/48) [1/1]; 2008 (16/16); 2007 (16/16); 2006 (16/16) [1/1]

88
TIGHT END

BUBBA FRANKS

6-6 / 265 / Miami
31 years old (as of opening weekend)
Riverside, CA/Big Spring HS
EXPERIENCE: NFL: 10 / Jets: 2nd
ACQUIRED: FA (3/17/08)
ENTERED NFL: GB D1 (14), 2000 NFL Draft

CAREER HIGHLIGHTS

◊Amassed 256 receptions for 32 touchdowns and 2,300 yards (9.0 yards per catch) in 114 regular season games in his eight-year stint with GB.

◊Scored 27 touchdowns and two two-point conversions in four seasons (2001-04) and went to the Pro Bowl three times (2001, 2002, 2003).

◊Scored three postseason touchdowns in eight games, totaling 12 catches for 149 yards.

◊Ranks second all-time in GB history in receptions and touchdowns among tight ends.

◊Threw a 31-yard touchdown pass to Donald Driver on his only NFL passing attempt vs. CAR, 9/29/02.

◊Debuted in the NFL vs. NYJ, 9/3/00, catching one pass for four yards.

◊His first touchdown in the NFL came on a fake field goal, a 27-yard pass from Matt Hasselbeck at TB, 11/12/00...Also caught his first collegiate touchdown on a fake field goal, a 15-yard pass from Jeff Popovich for the University of Miami vs. Pittsburgh, 9/19/97.

CAREER TRANSACTIONS

◊ 5/12/09, NYJ, Re-signed, FA
◊ 3/17/08, NYJ, Signed, FA
◊ 2/20/08, GB, Released
◊ 12/22/05, GB, IR
◊ 8/25/05, GB, Re-signed, Transition player
◊ 4/15/00, GB, D1(14)

SEASON-BY-SEASON REVIEW

2008 (JETS) Signed with Jets in offseason and was later

reunited with Brett Favre when Favre was traded to the Jets, 8/6/08...Played in eight games, starting four, recording six receptions for 47 yards. **SEASON HIGHLIGHTS: (9/28 vs. ARI)**…Two receptions for 32 yards, including 25-yarder, his longest since the 2004 season.

2007 (GB) Limited to 18 receptions for 132 yards and three touchdowns in eight games…Also had two catches for 18 yards in two postseason contests. **SEASON HIGHLIGHTS: (12/30 vs. DET)**…Caught a four-yard scoring pass from Brett Favre in the second quarter of the season finale, Favre's 442nd and last regular season touchdown pass…Also had a season-high 24-yard reception.

2006 (GB) Played in all 16 games with 14 starts, catching 25 passes for 232 yards (9.3 avg.). **SEASON HIGHLIGHTS: (10/29 vs. ARI)**…Blocked OLB Orlando Huff on a 23-yard Vernand Morency run that set up the game's first touchdown. **(10/8 vs. STL)**…Delivered a goal-line block on Raonall Smith that allowed Noah Herron to score from 1-yard out, the Packers' first 2006 rushing touchdown. **(10/2 at PHI)**…Went over 2,000 career receiving yards with 32 yards on three catches.

2005 (GB) Played in 10 games with eight starts, missing games for the first time in his pro and collegiate career (82 NFL games, 88 including playoffs and 36 college football games)…Finished with 25 catches for 207 yards and one touchdown…Placed on injured reserve, Dec. 22. **SEASON HIGHLIGHTS: (10/30 at CIN)**…Surpassed 200 career catches with a season-high seven receptions and matched his career best with 62 receiving yards, also at DET, 9/22/02…Posted his only 2005 touchdown, a one-yard reception in which he wrestled the ball from LB Hannibal Navies. **(10/23 at MIN)**…Caught a 14-yard pass from RB Tony Fisher in the second quarter, setting up a touchdown…Season-long 24-yard reception in the third quarter.

2004 (GB) Named a Pro Bowl alternate in grabbing 34 receptions for 361 yards and seven touchdowns, while playing in all 16 regular-season games (14 starts). **POSTSEASON: (1/9 VS. MIN)**…Two catches for 32 yards and a touchdown. **SEASON HIGHLIGHTS: (1/2 at CHI)**…Season-high 59 yards receiving while matching his season best with four catches. **(12/24 at MIN)**…22-yard touchdown reception late in the second quarter as he ran up the left seam and glided in for the score. **(10/24 vs. DAL)**…Only catch was an 8-yard scoring grab from RB Tony Fisher…Also made a key block on LB Dexter Coakley on Ahman Green's 90-yard scoring run to allow Green through the hole. **(10/11 vs. TEN)**…Grabbed two balls, both for touchdowns (one and 11 yards), on Monday Night Football marking the third two-TD game of his pro career.

2003 (GB) Played in all 16 contests for the fourth straight year, making 15 starts including both postseason games…Ranked fifth on GB in receptions, with 30 for 241 yards and four touchdowns…Also caught two two-point conversions…Made his third straight Pro Bowl appearance when, as the first alternate, he replaced Jeremy Shockey (knee), becoming the second GB tight end to go to three straight Pro Bowls (Paul Coffman, 1982-84). **POSTSEASON: (1/11 at PHI)**…Had a pair of blocks, taking out DE Jerome McDougle and LB Mark Simoneau on big gains by Ahman Green in the Divisional Playoff game. **(1/4 vs. SEA)**…In overtime victory in the Wild Card game, gave the Packers a second quarter lead with a 23-yard touchdown reception down the seam. **SEASON HIGHLIGHTS: (12/28 vs. DEN)**…In season finale, caught a two-yard touchdown toss that deflected off Broncos LB Jashon Sykes, and blocked CB Willie Middlebrooks on Ahman Green's GB-record 98-yard touchdown run.

2002 (GB) Started in second consecutive Pro Bowl after leading NFC tight ends in receiving touchdowns (7) and finishing second in receptions with a career high 54, for a career-best 442 yards…Named the 2002 Tight End of the Year by NFL Alumni, based on a vote of past players in that position. **POSTSEASON: (1/4 vs. ATL)**...Had two receptions for 20 yards in a NFC Wild Card loss. **SEASON HIGHLIGHTS: (12/29 at NYJ)**…Hauled in a 20-yard touchdown (from Doug Pederson) among three catches for 35 yards in regular-season finale. **(10/13 at NE)**…Paced the team with five receptions for 46 yards, including a two-yard touchdown, giving GB a 21-3 lead late in the third quarter. **(9/29 vs. CAR)**…Threw a 31-yard touchdown pass to Donald Driver (on first NFL attempt) late in the first half of 17-14 GB win, and also added four receptions. **(9/22 at DET)**…Matched career highs in receptions (9) and yards (62), the most catches by a GB tight end in almost 10 years (Jackie Harris, GB at NYG, 11/8/92).

2001 (GB) Played in all 16 games for the second straight year, including 14 starts, seeing action in both postseason contests…Selected to his first Pro Bowl, as a starter, after leading NFL tight ends with nine touchdown receptions…Second-team All-Pro selection of *College & Pro Football Newsweekly*…Caught 36 passes (322 yards), scoring every fourth time he caught the ball during the regular season (nine times on 36 receptions), ranking sixth in NFC scoring among non-kickers with 54 points. **POSTSEASON: (1/13 vs. SF)** …Went high to pull down a 19-yard touchdown late in the third quarter of the NFC Wild Card victory. **SEASON HIGHLIGHTS: (12/23 vs. CLE)**…Caught a pair of touchdown passes in an eventual 30-7 win. **(11/22 at DET)**…Made his career-long 31-yard reception during the Thanksgiving Day game. **(10/14 vs. BAL)**…Made both of his receptions count in 31-23 victory, enjoying his first two-touchdown game as a pro. **(9/9 vs. DET)**…One-yard touchdown reception in the opener was his first of 26 touchdown passes from Favre.

2000 (GB) Played in all 16 games, making 13 starts…34 catches for 363 yards and one touchdown…Named to the all-rookie team of *Football News*…Set GB rookie record for most

receptions by a tight end. **SEASON HIGHLIGHTS: (11/12 at TB)**…Grabbed a 27-yard touchdown catch, his first in the NFL, pulling in a Matt Hasselbeck pass off a fake field goal attempt to give GB a lead. **(10/1 vs. CHI)**…Made a season-high five receptions (for 54 yards). **(9/10 at BUF)**…Caught two balls in his first career start. **(9/3 vs. NYJ)**…Logged a four-yard reception, his first in the NFL, to move the chains in the second quarter of season opener.

BEFORE THE NFL

◊Played three seasons (1997-99) at Miami, starting 32 games, before declaring for the NFL Draft a year early.

◊Finished his collegiate career with the school record for touchdown receptions by a tight end (12)…Made 77 receptions for 1,038 yards with the Hurricanes.

◊All-America selection by *The Sporting News* and *Football News* while earning second-team honors from the AP after turning in career-high numbers in receptions (45), receiving yards (565) and touchdown receptions (5) in 1999.

◊Twice was named All-Big East Conference (1998- 99) after capturing second-team All-Conference recognition in 1997.

◊Seven for 144 yards receiving in his two Bowl games.

◊In 1997, had 19 receptions (for 294 yards) and four touchdowns in earning Freshman All-America honors from *The Sporting News*.

◊Second-team All-State pick and a unanimous all-district selection his senior season at Big Spring (Texas) High School, when he caught 21 passes for 580 yards and 10 touchdowns.

◊Lettered twice as a tight end, wide receiver, defensive end, linebacker, kicker and kick returner.

◊Averaged 16 yards per punt return.

◊Earned two letters as a member of the basketball team.

OFF THE FIELD

◊Majored in Sociology at Miami.

◊Worked with teammates and Jets Chairman and CEO Woody Johnson through the Interfaith Food Pantry to unload and hand out turkeys to people in need for Thanksgiving at Saint Margaret's Church of Scotland in Morristown in Nov. 2008.

◊Once caught a 20-yard pass from soon-to-be President George W. Bush, a fellow West Texan, when the then-Texas governor made a surprise visit to a Packers practice, 9/28/00, during his presidential campaign.

◊Earned the GB 2006 Walter Payton Man of the Year honor for his excellence on the field and in the community.

◊Participated in Salvation Army bell-ringing contest against DET's Marcus Pollard; had similar contest against then-MIN tight end Byron Chamberlain.

◊Filmed a Salvation Army commercial in 2004 for the bell-ringing campaign, in which he chased a tightfisted customer through a grocery store for his holiday donations.

◊Spent evenings in Dec. 2002 and 2003 with cancer patients at Green Bay's St. Vincent Hospital, reading Christmas stories and handing out gifts.

◊Spent roughly $5,000 in 2002 to buy championship rings for the Miami Edison High School girls basketball team. ...The inner-city school, which captured its second straight Class 6A state title in 2002, had gone without rings following its initial championship the prior year...Was "recruited" to purchase the rings by Kiejon Johnson, a forward on the Edison team and the daughter of his collegiate position coach, Curtis Johnson.

◊In spring 2005, was one of 16 pro athletes to compete in ESPN Bowling Night, but fellow Miami (Fla.) product Willis McGahee eliminated Franks in the first round.

◊Participated in the NFL Cayman Challenge in May 2004, where current NFL players competed in various events such as kayaking, snorkeling and deep sea fishing.

◊Worked as a caddy at LaGorce Country Club in Miami Beach, FL, during the summer months while in college.

◊College roommate of Arizona Cardinals running back Edgerrin James, the NFL's Offensive Rookie of the Year, in 1999.

◊Uncle, Kenneth Banks, played football at Texas Tech, while his late cousin, Jarrod Banks, played basketball for Baylor.

◊Hobbies include billiards, fishing, bowling and basketball.

◊Given name is Daniel Lamont Franks.

◊Born in Riverside, CA and lives in Miami.

BUBBA FRANKS' CAREER STATISTICS

Yr/Tm	G/S	Rec	Yds	Avg	Lg	TD
00/GB	16/13	34	363	10.7	27t	1
01/GB	16/14	36	322	8.9	31	9
02/GB	16/15	54	442	8.2	20t	7
03/GB	16/15	30	241	8.0	24	4
04/GB	16/14	34	361	10.6	29	7
05/GB	10/8	25	207	8.3	24	1
06/GB	16/14	25	232	9.3	19	-
07/GB	8/1	18	132	7.3	24	3
08/NYJ	8/4	6	47	7.8	25	-
NFL Tot	**122/98**	**262**	**2347**	**9.0**	**31**	**32**
Jets Tot	**8/4**	**6**	**47**	**7.8**	**31**	**0**

Additional Statistics

Special Teams Tackles: 2 (career): 1 (2001); 1 (2000).
Misc Tackles: 14 (career): 3 (2006); 1 (2005); 3 (2004); 3 (2003); 2 (2002); 1 (2001); 1 (2000).
Fumbles-lost: 3-1 (career): 2-1 (2006); 1-0 (2000).

Career Bests

Receptions: 9 (9/22/02 at DET)
Receiving Yards: 62 (twice, last: 10/30/05 at DET)
Longest Reception: 31 (11/22/2001 at DET)
Longest Receiving Touchdown: 27 (11/12/2000 at TB)

CAREER POSTSEASON STATISTICS

Yr/Tm	G/S	Rec	Yds	Avg	Lg	TD
01/GB	2/1	3	40	13.3	19t	1
02/GB	1/1	2	20	10.0	13	-
03/GB	2/2	3	39	13.0	23t	1
04/GB	1/1	2	32	16.0	28	1
07/GB	2/1	2	18	9.0	11	-
Totals	**8/6**	**12**	**149**	**12.4**	**28**	**3**

BUBBA FRANKS GAME-BY-GAME

2008 New York Jets

Date	Opp	W/L	P/S	Rec	Yds	Avg	Lg	TD
9/7	at MIA	W	S	2	19	9.5	14	0
9/14	NE	L	S	2	-4	-2.0	1	0
9/22	at SD	L	P	0	0	0	0	0
9/28	ARI	W	P	2	32	16.0	25	0
10/12	CIN	W	S	0	0	0	0	0
10/19	at OAK	L	P	0	0	0	0	0
10/26	KC	W			INACTIVE			
11/2	at BUF	W			INACTIVE			
11/9	STL	W			INACTIVE			
11/13	at NE	W			INACTIVE			
11/23	at TEN	W			INACTIVE			
11/30	DEN	L			INACTIVE			
12/7	at SF	L			INACTIVE			
12/14	BUF	W	P	0	0	0	0	0
12/21	at SEA	L	S	0	0	0	0	0
12/28	MIA	L			INACTIVE			
2008 Totals			**8/4**	**6**	**47**	**7.8**	**25**	**0**

2007 Green Bay Packers

Date	Opp	W/L	P/S	Rec	Yds	Avg	Lg	TD
9/9	PHI	L	P	2	17	8.5	12	-
9/16	at NYG	L	P	4	20	5.0	8	1
9/23	SD	W	P	1	5	5.0	5t	1
9/30	at MIN	L	P	4	30	7.5	12	-
10/7	CHI	L	P	3	18	6.0	7	-
10/14	WAS	L	P	-	-	-	-	-
10/29	at DEN	L			INACTIVE			
11/4	at KC	L			INACTIVE			
11/11	MIN	L			INACTIVE			
11/18	CAR	W			INACTIVE			
11/22	at DET	L			INACTIVE			
11/29	at DAL	W			INACTIVE			
12/9	OAK	L			INACTIVE			
12/16	at STL	L			INACTIVE			
12/23	at CHI	L	P	1	8	8.0	8	-
12/30	DET	W	S	3	34	11.3	24	1
2007 Totals			**8/1**	**18**	**132**	**7.3**	**24**	**3**

2007 Postseason

Date	Opp	W/L	P/S	Rec	Yds	Avg	Lg	TD
1/12/08	SEA	W	S	1	7	7.0	7	-
1/20/08	at NYG	L	P	1	11	11.0	11	-
Totals			**2/1**	**2**	**18**	**9.0**	**11**	**0**

2006 Green Bay Packers

Date	Opp	W/L	P/S	Rec	Yds	Avg	Lg	TD
9/10	CHI	L	S	-	-	-	-	-
9/17	NO	L	S	3	18	6.0	10	-
9/24	at DET	W	P	3	39	13.0	17	-
10/2	at PHI	L	S	3	32	10.7	15	-
10/8	STL	L	S	2	16	8.0	9	-
10/22	at MIA	W	P	1	18	18.0	18	-
10/29	ARI	W	S	-	-	-	-	-
11/5	at BUF	L	S	-	-	-	-	-
11/12	at MIN	W	S	2	22	11.0	18	-
11/19	NE	L	S	1	6	6.0	6	-
11/27	at SEA	L	S	1	9	9.0	9	-
12/3	NYJ	L	S	3	18	6.0	10	-
12/10	at SF	W	S	1	11	11.0	11	-
12/17	DET	W	S	-	-	-	-	-
12/21	MIN	W	S	5	43	8.6	19	-
12/31	at CHI	W	S	-	-	-	-	-
2006 Totals			**16/14**	**25**	**232**	**9.3**	**19**	**0**

2005 Green Bay Packers

Date	Opp	W/L	P/S	Rec	Yds	Avg	Lg	TD
9/11	at DET	L	P	4	27	6.8	8	-
9/18	CHI	L	S	3	15	5.0	10	-
9/25	TB	L			INACTIVE			
10/3	at CAR	L			INACTIVE			
10/9	NO	W	P	-	-	-	-	-
10/23	at MIN	L	S	3	38	12.7	24	-
10/30	at CIN	L	S	7	62	8.9	21	1
11/6	PIT	L	S	3	22	7.3	12	-
11/13	at ATL	W	S	4	34	8.5	14	-
11/21	MIN	L	S	1	9	9.0	9	-
11/27	at PHI	L	S	-	-	-	-	-
12/4	at CHI	L	S	-	-	-	-	-
12/11	DET	W			INACTIVE			
12/19	at BAL	L			INACTIVE			
12/25	CHI	L			INACTIVE			
1/1	SEA	W			INACTIVE			
2005 Totals			**10/8**	**25**	**207**	**8.3**	**24**	**1**

2004 Green Bay Packers

Date	Opp	W/L	P/S	Rec	Yds	Avg	Lg	TD
9/13	at CAR	W	S	2	27	13.5	14	-
9/19	CHI	L	S	1	9	9.0	9	-
9/26	at IND	L	S	4	35	8.8	11	-
10/3	NYG	L	S	3	21	7.0	14	-
10/11	TEN	L	S	2	12	6.0	11t	2
10/17	at DET	W	S	3	19	6.3	8	-
10/24	DAL	W	S	1	8	8.0	8t	1

Date	Opp	W/L	P/S	Rec	Yds	Avg	Lg	TD
10/31	at WAS	W	S	1	7	7.0	7	-
11/14	MIN	W	P	2	24	12.0	17t	1
11/21	at HOU	W	S	2	43	21.5	27	-
11/29	STL	W	S	2	36	18.0	29	1
12/5	at PHI	L	P	-	-	-	-	-
12/12	DET	W	S	4	29	7.3	9	-
12/19	JAC	L	S	2	10	5.0	7	-
12/24	at MIN	W	S	1	22	22.0	22t	1
1/2	at CHI	W	S	4	59	14.8	17t	1
2004 Totals			**16/14**	**34**	**361**	**10.6**	**29**	**7**

2004 Postseason

Date	Opp	W/L	P/S	Rec	Yds	Avg	Lg	TD
1/9/05	MIN	L	S	2	32	16.0	28	1

2003 Green Bay Packers

Date	Opp	W/L	P/S	Rec	Yds	Avg	Lg	TD
9/7	MIN	L	S	3	18	6.0	10	-
9/14	DET	W	S	2	21	10.5	12	-
9/21	at ARI	L	S	3	22	7.3	9	-
9/29	at CHI	W	S	3	39	13.0	24	1
10/5	SEA	W	S	3	40	13.3	20	-
10/12	KC	L	S	1	1	1.0	1t	1
10/19	at STL	L	S	4	26	6.5	15	-
11/2	at MIN	W	S	-	-	-	-	-
11/10	PHI	L	P	1	4	4.0	4	-
11/16	at TB	W	S	-	-	-	-	-
11/23	SF	W	S	1	7	7.0	7	-
11/27	at DET	L	S	4	32	8.0	9	1
12/7	CHI	W	S	1	6	6.0	6	-
12/14	at SD	W	S	-	-	-	-	-
12/22	at OAK	W	S	3	23	7.7	15	-
12/28	DEN	W	S	1	2	2.0	2t	1
2003 Totals			**16/15**	**30**	**241**	**8.0**	**24**	**4**

2003 Postseason

Date	Opp	W/L	P/S	Rec	Yds	Avg	Lg	TD
1/4/04	SEA	W	S	2	33	16.5	23t	1
1/11/04	at PHI	L	S	1	6	6.0	6	-
Totals			**2/2**	**3**	**39**	**13.0**	**23t**	**1**

2002 Green Bay Packers

Date	Opp	W/L	P/S	Rec	Yds	Avg	Lg	TD
9/8	ATL	W	S	1	7	7.0	7	-
9/15	at NO	L	S	1	13	13.0	13	-
9/22	at DET	W	S	9	62	6.9	19	1
9/29	CAR	W	S	4	33	8.3	15	-
10/7	at CHI	W	S	1	5	5.0	5t	1
10/13	at NE	W	S	5	46	9.2	16	1
10/20	WAS	W	S	3	19	6.3	9	-
11/4	MIA	W	S	3	29	9.7	12	-
11/10	DET	W	S	4	53	13.3	19	1
11/17	at MIN	L	S	4	25	6.3	12	1
11/24	at TB	L	P	4	29	7.3	11	-
12/1	CHI	W	S	6	34	5.7	16	1
12/8	MIN	W	S	2	15	7.5	9	-
12/15	at SF	W	S	4	37	9.3	15	-
12/22	BUF	W	S	-	-	-	-	-
12/29	at NYJ	L	S	3	35	11.7	20t	1
2002 Totals			**16/15**	**54**	**442**	**8.2**	**20t**	**7**

2002 Postseason

Date	Opp	W/L	P/S	Rec	Yds	Avg	Lg	TD
1/4/03	ATL	L	S	2	20	10.0	13	-

2001 Green Bay Packers

Date	Opp	W/L	P/S	Rec	Yds	Avg	Lg	TD
9/9	DET	W	P	4	45	11.3	21	1
9/24	WAS	W	S	2	20	10.0	16	1
9/30	at CAR	W	P	3	34	11.3	16	1
10/7	at TB	L	S	1	8	8.0	8	-
10/14	BAL	W	S	2	4	2.0	2t	2
10/21	at MIN	L	S	2	9	4.5	7	1
11/4	TB	W	S	1	17	17.0	17	-
11/11	at CHI	W	S	2	17	8.5	10	-
11/18	ATL	L	S	-	-	-	-	-
11/22	at DET	W	S	2	45	22.5	31	-
12/3	at JAC	W	S	3	8	2.7	5	1
12/9	CHI	W	S	2	25	12.5	20	-
12/16	at TEN	L	S	3	-2	-0.7	3	-
12/23	CLE	W	S	4	29	7.3	12	2
12/30	MIN	W	S	4	40	10.0	20	-
1/6	at NYG	W	S	1	23	23.0	23	-
2001 Totals			**16/14**	**36**	**322**	**8.9**	**31**	**9**

2001 Postseason

Date	Opp	W/L	P/S	Rec	Yds	Avg	Lg	TD
1/13/02	SF	W	P	1	19	19.0	19t	1
1/20/02	at STL	L	S	2	21	10.5	15	-
Totals			**2/1**	**3**	**40**	**13.3**	**19t**	**1**

2000 Green Bay Packers

Date	Opp	W/L	P/S	Rec	Yds	Avg	Lg	TD
9/3	NYJ	L	P	1	4	4.0	4	-
9/10	at BUF	L	S	2	12	6.0	7	-
9/17	PHI	W	P	3	13	4.3	6	-
9/24	at ARI	W	S	3	34	11.3	21	-
10/1	CHI	L	S	5	54	10.8	16	-
10/8	at DET	L	S	3	18	6.0	7	-
10/15	SF	W	S	4	40	10.0	14	-
10/29	at MIA	L	S	3	42	14.0	21	-
11/6	MIN	W	S	-	-	-	-	-
11/12	at TB	L	S	3	45	15.0	27t	1
11/19	IND	W	S	2	34	17.0	21	-
11/27	at CAR	L	S	2	11	5.5	7	-
12/3	at CHI	W	S	1	20	20.0	20	-
12/10	DET	W	P	1	25	25.0	25	-
12/17	at MIN	W	S	-	-	-	-	-
12/24	TB	W	S	1	11	11.0	11	-
2000 Totals			**16/13**	**34**	**363**	**10.7**	**27t**	**1**

50 VERNON GHOLSTON

LINEBACKER

6-3 / 264 / Ohio State
24 years old (as of opening weekend)

Detroit, MI/Cass Technical HS
EXPERIENCE: NFL: 2 / JETS: 2nd
ACQUIRED: D1a (6), 2008 NFL Draft

CAREER HIGHLIGHTS

◊ Named team's Special Teams Player of the Week after totaling four special teams tackles vs. ARI, 9/28/08.

CAREER TRANSACTIONS

◊ 4/26/08, NYJ, D1 (6)

SEASON-BY-SEASON REVIEW

2008 (JETS) Played in 15 games…Contributed five tackles, one quarterback hurry and 12 special teams tackles…Recovered one onsides kick…Inactive vs. BUF, 12/14. **SEASON HIGHLIGHTS**: **(9/28 vs. ARI)**…Named Jets Special Teams Player of the Week after producing four special teams tackles. **(9/22 at SD)**…Recovered onsides kick on special teams.

BEFORE THE NFL

◊ Played in 34 games with 25 starts and finished his career with 87 tackles, 22.5 sacks 30.5 tackles-for-loss, one interception and one fumble recovery in 34 games at Ohio State.

◊ Established school single-season record with 14 sacks as a senior in 2007 and ranks fifth in school history with 22.5 career sacks…Tied school record with four sacks vs. Wisconsin, 11/3/07.

◊ Named Big Ten Defensive Lineman of the Year by coaches, chosen all-Big Ten by coaches and media and selected a finalist for the Ted Hendricks Award following his senior campaign in 2007…Second-team Walter Camp and AP All-America choice…Started 12 of the 13 games and accumulated 37 tackles, 14 sacks and 15.5 tackles-for-loss and one fumble recovery.

◊ Earned second-team all-Big Ten honors as a junior in 2006…Started all 13 games and recorded 49 tackles, 8.5 sacks, 15 tackles-for-loss, one interception.

◊ Attended Cass Technical HS in Detroit where he played football for Head Coach Thomas Wilcher.

◊ Earned all-state honors as an offensive lineman as a senior, but also utilized at linebacker, where he recorded 75 tackles with six sacks in his only high school season on defense.

◊ Began playing football as a sophomore where he was first utilized at linebacker before being switched to offensive guard, where he played exclusively his junior season.

OFF THE FIELD

◊ Gholston's father, Vernon, died in 1999 from pneumonia after battling Multiple Sclerosis for seven years. Gholston helped care for his father while his mother, Cheryl Gholston, worked on the General Motors assembly line.

◊ Credits his high school defensive coordinator, Charleston Fobbs, with helping him develop the mentality to want to be the best.

◊ Wore #56 his rookie season before switching to #50 for 2009 when it became available.

VERNON GHOLSTON'S CAREER STATISTICS

Year/Tm	G/S	TT	S	A	Sk	Yds	Int	Yds	Lg	TD	PD	FF	FR	Yds	TD
08/NYJ	15/0	5	1	4	-	-	-	-	-	-	-	-	-	-	-

Additional Statistics
Special teams tackles: 12 (career).

VERNON GHOLSTON GAME-BY-GAME

2008 New York Jets

Date	Opp	W/L	P/S	TT	S	A	Sk	Yds	Int	Yds	Avg	TD	PD	FF	FR	Yds	TD
9/7	at MIA	W	1/0	-	-	-	-	-	-	-	-	-	-	-	-	-	-
9/14	NE	L	1/0	-	-	-	-	-	-	-	-	-	-	-	-	-	-
9/22	at SD	L	1/0	1	1	0	-	-	-	-	-	-	-	-	-	-	-
9/28	ARI	W	1/0	-	-	-	-	-	-	-	-	-	-	-	-	-	-
10/12	CIN	W	1/0	-	-	-	-	-	-	-	-	-	-	-	-	-	-
10/19	at OAK	L	1/0	1	0	1	-	-	-	-	-	-	-	-	-	-	-

Date	Opp	W/L	P/S	TT	S	A	Sk	Yds	Int	Yds	Avg	TD	PD	FF	FR	Yds	TD
10/26	KC	W	1/0	-	-	-	-	-	-	-	-	-	-	-	-	-	-
11/2	at BUF	W	1/0	1	0	1	-	-	-	-	-	-	-	-	-	-	-
11/9	STL	W	1/0	-	-	-	-	-	-	-	-	-	-	-	-	-	-
11/13	at NE	W	1/0	-	-	-	-	-	-	-	-	-	-	-	-	-	-
11/23	at TEN	W	1/0	1	0	1	-	-	-	-	-	-	-	-	-	-	-
11/30	DEN	L	1/0	1	0	1	-	-	-	-	-	-	-	-	-	-	-
12/7	at SF	L	1/0	-	-	-	-	-	-	-	-	-	-	-	-	-	-
12/14	BUF	W							INACTIVE								
12/21	at SEA	L	1/0	-	-	-	-	-	-	-	-	-	-	-	-	-	-
12/28	MIA	L	1/0	-	-	-	-	-	-	-	-	-	-	-	-	-	-
2008 Totals			**15/0**	**5**	**1**	**4**	**0**	**0**	**0**	**0**	**0**	**0**	**0**	**0**	**0**	**0**	**0**

95
DEFENSIVE TACKLE

HOWARD GREEN

6-2 / 320 / Louisiana State
30 years old (as of opening weekend)
Donaldsonville, LA/Donaldsonville High
EXPERIENCE: NFL: 5 / Jets: 1st
ACQUIRED: UFA (3/16/09)
ENTERED NFL: HOU D6 (190), 2002 Draft

CAREER HIGHLIGHTS

◊Played in 37 games, starting 12, recording 81 tackles, one sack, one forced fumble and one pass defensed.

◊Appeared in two postseason games in 2007 for SEA, notching three tackles.

◊Recorded his first career sack against the 49ers, 9/14/08 on J.T. O'Sullivan.

CAREER TRANSACTIONS

◊ 3/16/09, NYJ, Signed, UFA
◊10/16/07, SEA, Signed, FA
◊9/1/07, MIN, Waived
◊5/8/07, MIN, Signed, FA
◊8/29/06, MIA, Waived
◊1/5/06, MIA, Signed, FA
◊9/2/05, NO, Waived
◊12/6/03, NO, Signed, Active roster
◊9/30/03, NO, Signed, Practice squad
◊8/29/03, HOU, Waived
◊8/26/03, HOU, IR
◊12/18/02, HOU, Signed, Active roster
◊10/31/02, HOU, Signed, Practice squad
◊10/29/02, BAL, Waived
◊9/3/02, BAL, Claimed off waivers
◊9/2/02, HOU, Waived
◊4/21/02, HOU, D6 (190)

SEASON-BY-SEASON REVIEW

2008 (SEA) Appeared in 13 games and was inactive for three, recording 21 tackles, one sack and one forced fumble. **SEASON HIGHLIGHTS**: **(11/23 vs. WAS)**…Blocked a field goal and tied a career high with four solo tackles. **(9/14 vs. SF)**…Had two solo tackles. Also had a sack and a forced fumble, both career firsts. Forced fumble led to a touchdown returned by Craig Terrill.

2007 (SEA) Appeared in five games and was inactive for five games after signing with SEA, 10/16…Recorded seven tackles. Played in two postseason games, notching three tackles…Attended training camp with MIN…Waived, 9/1.

2006 Went to training camp with MIA.

2005 Went to training camp with NO.

2004 (NO) Played in 14 games and started 12, notching 53 tackles. **SEASON HIGHLIGHTS: (12/26 vs. ATL)**... Started and registered a career-high seven tackles. **(11/28 at ATL)**...Registered six tackles. **(10/17 vs. MIN)**...Recorded six tackles off the bench. **(9/12 vs. SEA)**...Logged his first career start and registered three tackles.

2003 (HOU/NO) Played in final four games of the season for NO after being moved up from practice squad, 12/6… Participated in training camp with HOU, released 8/25.

2002 (BAL/HOU) Originally a sixth-round draft choice (190th overall) of HOU and went to training camp with the Texans… Claimed off waivers by BAL, 9/3…Inactive for the opening six games with BAL before making his NFL debut in a reserve role vs. PIT, 10/27…Released by BAL, 10/29…Signed to HOU 53-man roster, 12/18…Inactive for the final two games.

BEFORE THE NFL

◊ Played final two collegiate seasons at LSU (2000-01) posting 77 tackles and four sacks.

◊ Transferred to LSU after beginning career at Southwest Mississippi CC…Originally committed to LSU out of high school but opted for junior college.

◊ All-State as a junior as an offensive lineman and as a defensive end as a senior at Donaldsonville HS, recording 105 tackles and 10 sacks his senior season.

OFF THE FIELD

◊ Cousin of twins and NFL players Jarvis Green and Jason Green, as well as Skylar Green, all of whom played for LSU. The twins grew up six houses from Howard in Donaldsonville.

◊ Majored in business at LSU.

◊ While on NO in 2005, participated in the Saints/Gatorade Football camp in his hometown on Donaldsville, a free football fundamentals camp for youngsters.

HOWARD GREEN'S CAREER STATISTICS

Year/Tm	G/S	TT	S	A	Sk	Yds	Int	Yds	Lg	TD	PD	FF	FR	Yds	TD
02/BAL	1/0	-	-	-	-	-	-	-	-	-	-	-	-	-	-
03/NO	4/0	-	-	-	-	-	-	-	-	-	1	-	-	-	-
04/NO	14/12	53	19	34	-	-	-	-	-	-	-	-	-	-	-
07/SEA	5/0	7	4	3	-	-	-	-	-	-	-	-	-	-	-
08/SEA	13/0	21	17	4	1	7	-	-	-	-	-	1	-	-	-
Totals	**37/12**	**81**	**40**	**41**	**1**	**7**	**0**	**0**	**0**	**0**	**1**	**1**	**0**	**0**	**0**

Additional Statistics
Blocked Field Goals: 1 (career): 1 (2008).

Career Bests
Tackles: 7, (vs. ATL, 12/26/04)
Sacks: 1 (vs. SF, 9/14/08)
Forced Fumbles: 1 (vs. SF, 9/14/08)

CAREER POSTSEASON STATISTICS

Year/Tm	G/S	TT	S	A	Sk	Yds	Int	Yds	Lg	TD	PD	FF	FR	Yds	TD
07/SEA	2/0	3	1	2	-	-	-	-	-	-	-	-	-	-	-

DAVID HARRIS

52
LINEBACKER

6-2 / 245 / Michigan
25 years old (as of opening weekend)
Grand Rapids, MI/Ottawa Hills (MI) HS
Experience: NFL: 3 / Jets: 3rd
ACQUIRED: D2 (47), 2007 NFL Draft

CAREER HIGHLIGHTS

◊ Team leader with 117 tackles as a rookie in 2007, the first Jets rookie since LB Stan Blinka in 1979 to lead the team.

◊ Named to the *Pro Football Weekly* All-Rookie Team in 2007 along with 2007 first-round selection Darrelle Revis, marking the second consecutive season that the Jets first two draft choices were recognized…First-round choices D'Brickashaw Ferguson and Nick Mangold were All-Rookie choices in 2006.

◊ Named NFL Defensive Rookie of the Month for Nov. 2007 after recording 36 tackles and one sack, including a career-high 20-tackle effort in overtime loss to WAS, 11/4/07.

CAREER TRANSACTIONS

◊ 4/28/07, NYJ, *D2 (47)
*Pick acquired with D7 (235, Chansi Stuckey) from GB for D2 (63, Brandon Jackson), D3 (89, Aaron Rouse) and D6 (191, Korey Hall).

SEASON-BY-SEASON REVIEW

2008 (JETS) Started 11 games and was inactive for five contests…Ranked second on the team with 87 tackles and also contributed one sack, one fumble recovery, two quarterback hurries and one pass defensed…Led or tied for the team lead in tackles in five contests…Inactive at BUF (11/2), vs. STL (11/9), at NE (11/13), at TEN (11/23) and

vs. DEN (11/30) with an injury. **SEASON HIGHLIGHTS**: **(10/12 vs. CIN)**…Sacked Ryan Fitzpatrick…**(9/28 vs. ARI)**…Notched a fumble recovery.

2007 (JETS) Led team with 117 tackles and tied for team lead with five sacks (all five sacks came in the final nine games), playing in all 16 games and starting the final nine contests…Averaged more than 10 tackles during his nine starts…Third Jets rookie since 1991 to record at least 100 tackles in a season (Jonathan Vilma, 118, 2004; Kerry Rhodes, 108, 2005)…Named NFL Defensive Rookie of the Month for November after recording 36 tackles and one sack. **SEASON HIGHLIGHTS**: **(12/30 vs. KC)**…Sacked Brodie Croyle and led the team with 13 tackles. **(12/23 at TEN)**…Sacked Vince Young and forced a fumble. **(12/2 at MIA)**…Named Jets Defensive Player of the Week as he recorded a team-high eight tackles…Sacked John Beck, forcing a fumble that he also recovered. **(11/18 vs. PIT)**…Registered a sack of Ben Roethlisberger. **(11/4 vs. WAS)**…Recorded a career-high 20 tackles. **(10/28 vs. BUF)**…Made his first NFL start and sacked Trent Edwards in the third quarter for his first career sack…Recorded a team-high 14 tackles.

BEFORE THE NFL

◊ Finished his career at the University of Michigan with 196 total tackles, four sacks, one interception, three forced fumbles and one fumble recovery.

◊ Second team All-American selection as a senior in 2006 by the AP and *Sports Illustrated*…Semifinalist for the Butkus Award, given to the nation's top linebacker…Shared the Bo Schembechler team MVP award with tailback Mike Hart.

◊ Two-year starter at Ottawa Hills (MI) HS, where he recorded 295 total tackles and 16 sacks, while rushing for 734 yards and 15 touchdowns as a fullback.

◊ Set school records for most solo tackles in a season (114) and career (225) as a senior, and most tackles (158) in a season as a junior.

◊ Competed in track and field as a junior.

OFF THE FIELD

◊ General Studies major at Michigan.

◊ Embodied the NFL's commitment to commmunity service by supporting programs benefiting the children and youth of New York City at the 13th Annual Gridiron Gala in 2008.

◊ Participated in the *Newark Star Ledger* Junior Reporter program in 2007, which motivates participation in classes with dozens of hands-on activities.

◊ Former Jets linebackers coach Jim Herrmann helped recruit David to Michigan...He served as his defensive coordinator and linebackers coach from 2003-05 at Michigan and linebackers coach in 2007-08 with the Jets.

◊ Married to Jiali Wu.

DAVID HARRIS' CAREER STATISTICS

Year/Tm	G/S	TT	S	A	Sk	Yds	Int	Yds	Lg	TD	PD	FF	FR	Yds	TD
07/NYJ	16/9	117	68	49	5	52	-	-	-	-	3	2	1	0	0
08/NYJ	11/11	87	51	36	1	9	-	-	-	-	1	0	1	0	0
Totals	**27/20**	**204**	**119**	**85**	**6**	**61**	**0**	**0**	**0**	**0**	**4**	**2**	**2**	**0**	**0**

Additional Statistics
Special teams tackles: 9 (career): 9 (2007).

Career Bests
Tackles: 20 (11/4/07 vs. WAS)
Solo Tackles: 14 (11/4/07 vs. WAS)
Sacks: 1 (five times, last: 12/30/07 vs. KC)

DAVID HARRIS GAME-BY-GAME

2008 New York Jets

Date	Opp	W/L	P/S	TT	S	A	Sk	Yds	Int	Yds	Avg	TD	PD	FF	FR	Yds	TD
9/7	at MIA	W	S	11	5	6	-	-	-	-	-	-	-	-	-	-	-
9/14	NE	L	S	8	6	2	-	-	-	-	-	-	-	-	-	-	-
9/22	at SD	L	S	11	5	6	-	-	-	-	-	-	-	-	-	-	-
9/28	ARI	W	S	7	6	1	-	-	-	-	-	-	-	-	1	-	-
10/12	CIN	W	S	4	1	3	0.5	4	-	-	-	-	-	-	-	-	-
10/19	at OAK	L	S	10	6	4	-	-	-	-	-	-	-	-	-	-	-
10/26	KC	W	S	1	1	0	-	-	-	-	-	-	-	-	-	-	-
11/2	at BUF	W						**INACTIVE**									
11/9	STL	W						**INACTIVE**									
11/13	at NE	W						**INACTIVE**									
11/23	at TEN	W						**INACTIVE**									
11/30	DEN	L						**INACTIVE**									

Date	Opp	W/L	P/S	TT	S	A	Sk	Yds	Int	Yds	Avg	TD	PD	FF	FR	Yds	TD
12/7	at SF	L	S	13	9	4	0.5	5	-	-	-	-	-	-	-	-	-
12/14	BUF	W	S	9	8	1	-	-	-	-	-	-	1	-	-	-	-
12/21	at SEA	L	S	10	3	7	-	-	-	-	-	-	-	-	-	-	-
12/28	MIA	L	S	3	1	2	-	-	-	-	-	-	-	-	-	-	-
2008 Totals			**11/11**	**87**	**51**	**36**	**1**	**9**	**0**	**0**	**0**	**0**	**1**	**0**	**1**	**0**	**0**

2007 New York Jets

Date	Opp	W/L	P/S	TT	S	A	Sk	Yds	Int	Yds	Avg	TD	PD	FF	FR	Yds	TD
9/9	NE	L	P	-	-	-	-	-	-	-	-	-	-	-	-	-	-
9/16	at BAL	L	P	-	-	-	-	-	-	-	-	-	-	-	-	-	-
9/23	MIA	W	P	3	1	2	-	-	-	-	-	-	-	-	-	-	-
9/30	at BUF	L	P	5	1	4	-	-	-	-	-	-	-	-	-	-	-
10/7	at NYG	L	P	4	2	2	-	-	-	-	-	-	-	-	-	-	-
10/14	PHI	L	P	4	3	1	-	-	-	-	-	-	1	-	-	-	-
10/21	at CIN	L	P	8	4	4	-	-	-	-	-	-	-	-	-	-	-
10/28	BUF	L	S	14	8	6	1	4	-	-	-	-	-	-	-	-	-
11/4	WAS	L	S	20	14	6	-	-	-	-	-	-	-	-	-	-	-
11/18	PIT	W	S	8	6	2	1	17	-	-	-	-	-	-	-	-	-
11/22	at DAL	L	S	8	4	4	-	-	-	-	-	-	-	-	-	-	-
12/2	at MIA	W	S	8	6	2	1	13	-	-	-	-	1	1	1	0	-
12/9	CLE	L	S	8	5	3	-	-	-	-	-	-	-	-	-	-	-
12/16	at NE	L	S	9	4	5	-	-	-	-	-	-	-	-	-	-	-
12/23	at TEN	L	S	5	2	3	1	3	-	-	-	-	-	1	-	-	-
12/30	KC	W	S	13	8	5	1	15	-	-	-	-	1	-	-	-	-
2007 Totals			**16/9**	**117**	**68**	**49**	**5**	**52**	**0**	**0**	**0.0**	**0**	**3**	**2**	**1**	**0**	**0**

5

PUNTER

REGGIE HODGES

6-0 / 220 / Ball State
27 years old (as of opening weekend)

Champaign, IL/Centennial HS
EXPERIENCE: NFL: 3 / JETS: 2nd
ACQUIRED: Signed, FA (9/16/08)
ENTERED NFL: STL D6 (210), 2005 NFL Draft

CAREER HIGHLIGHTS

◊ Punted in 12 games for NYJ in 2008, compiling a 42.8 average on 44 punts, with a 35.5 net average and 14 punts inside-the-20 yard-line.

◊ In his career, he has punted in 20 games for the Rams, Eagles and Jets, with a career average of 40.2 on 85 punts with a net of 33.9.

CAREER TRANSACTIONS

◊ 5/10/09, NYJ, Signed, FA
◊ 4/27/09, NYJ, Waived
◊ 9/16/08, NYJ, Signed, FA
◊ 9/7/08, NE, Released, Practice squad
◊ 9/4/08, NE, Signed, Practice squad
◊ 8/31/08, SEA, Waived
◊ 4/7/08, SEA, Signed, FA
◊ 8/22/07, IND, Waived
◊ 2/19/07, IND, Signed, FA
◊ 9/2/06, IND, Waived
◊ 8/18/06, IND, Signed, FA
◊ 8/8/06, PHI, Waived t
◊ 1/12/06, PHI, Signed, FA
◊ 11/22/05, PHI, Released
◊ 11/2/05, PHI, Signed, FA
◊ 10/10/05, STL, Waived
◊ 4/24/05, STL, D6 (210) 2005 NFL Draft

SEASON-BY-SEASON REVIEW

2008 (JETS) Signed, 9/16, and appeared in the final 12 games, compiling a 42.8 average on 44 punts, with a 35.5 net average and 23 punts inside-the-20 yard-line...Also was the holder of field goals and extra points for Jay Feely. **SEASON HIGHLIGHTS: (12/21 at SEA)**...Punted six times (38.0 avg.)…Nailed three punts inside the 20-yard line. **(11/2 at BUF)**…Punted one time for 46 yards and made some tough holds…Named Jets Special Teams Player of the Game. **(10/19 at OAK)**…Punted a season-high seven times (39.7 avg.), with a three punts inside the 20-yard line.

2005 (STL/PHI) In eight NFL games, five for STL and three for PHL, punted 41 times for 1,535 yards (37.4 avg., 33.0 net) with a long of 55, nine punts inside-the-20 and two touchbacks.

BEFORE THE NFL

◊Took over punting duties as a freshman, going on to set a school-career record with 254 attempts…10,210 yards rank second in school history.

◊Named All-MAC first-team selection as a senior, leading conference with 73 punts (42.6 avg) and 61 inside-the-20-yard line.

◊Earned first-team all-state honors in Illinois as a senior at Centennial HS, averaging 39.4 yards per punt.

OFF THE FIELD

◊Born Reginald Aaron Hodges.

◊Majored in communications.

◊Three-time all-Big 12 Conference choice at Centennial High in Champaign.

REGGIE HODGES' CAREER STATISTICS

Yr/Tm	G	No	Yds	Avg	TB	In 20	Lg	Blk	Net
05/STL/PHI	8	41	1,535	37.4	2	9	55	1	32.2
08/NYJ	12	44	1,884	42.8	5	14	61	1	35.5
Totals	**20**	**85**	**3,419**	**40.2**	**7**	**23**	**61**	**2**	**33.9**

Career Best
Longest Punt 61 (12/14/08, vs. BUF)
Inside-the-20 3 (twice Last: 12/21/08 at SEA)

REGGIE HODGES GAME-BY-GAME

2008 New York Jets

Date	Opp	W/L	No	Yds	Avg	TB	In 20	Lg	Blk	Net
10/12	CIN	W	2	74	37.0	0	1	41	0	32.0
10/19	at OAK	L	7	278	39.7	0	3	50	0	35.0
10/26	KC	W	3	143	47.7	1	1	50	0	38.7
11/2	at BUF	W	1	46	46.0	0	1	46	0	46.0
11/9	STL	W	1	36	36.0	0	0	36	0	32.0
11/13	at NE	W	5	213	42.6	0	0	49	0	39.8
11/23	at TEN	W	1	50	50.0	0	1	50	0	50.0
11/30	DEN	L	4	164	41.0	0	2	44	0	41.0
12/7	at SF	L	6	258	43.0	1	1	53	0	36.8
12/14	BUF	W	4	202	50.5	2	0	61	0	26.5
12/21	at SEA	L	6	228	38.0	0	3	46	0	34.5
12/28	MIA	L	4	192	48.0	1	1	53	1	29.4
2008 Totals			**44**	**1,884**	**42.8**	**5**	**14**	**61**	**1**	**35.5**

WAYNE HUNTER

78
OFFENSIVE LINE

6-5 / 303 / Hawai´i
28 years old (as of opening weekend)
Honolulu, HI/Radford HS
EXPERIENCE: NFL: 6 / Jets: 2nd
ACQUIRED: FA (1/15/08)
ENTERED NFL: SEA D3 (73) 2003 NFL Draft

CAREER HIGHLIGHTS

◊Appeared in 17 career NFL regular season games, including 14 games for the Jets in 2008...In 2006, played for JAC vs. HOU (11/12/06); In 2005, played for SEA at GB (1/1/06) and in 2004, for SEA at ARI (10/24/04).

◊Used by Jets on special teams and as an extra tight end on offense.

◊Inactive for Seattle's postseason games in 2003 (one), 2004 (three) and 2005 (one), including Super Bowl XL in Detroit after the 2005 season.

CAREER TRANSACTIONS

◊1/15/08, NYJ, Signed, reserve/future contract
◊12/26/07, NYJ, Signed, practice squad
◊12/7/06, JAC, IR
◊11/22/06, JAC, Signed, practice squad
◊11/20/06, JAC, Waived
◊11/06/06, JAC, Signed, 53-man roster
◊9/3/06, JAC, Signed, practice squad
◊9/2/06, JAC, Waived
◊5/22/06, JAC, Claimed off waivers
◊5/21/06, SEA, Waived
◊4/26/03, SEA, D3 (73)

SEASON-BY-SEASON REVIEW

2008 (JETS) Played in 14 games, mostly on special teams...Also lined up as an extra tight end on offense.

BEFORE THE NFL

◊Originally a defensive tackle, he switched to the offensive line as a junior at Hawai'i in 2002.

◊Began his collegiate career at the University of California before transferring to Hawai'i.

◊Lettered in football, basketball and track at Radford HS (HI).

OFF THE FIELD

◊Makes his home in Renton, WA.

◊Participated in the *Newark Star Ledger* Junior Reporter program in 2008, which motivates participation in classes with dozens of hands-on activities.

◊Born and raised in Honolulu, Hawai'i.

◊Wife, Danielle Hunter.

◊Three daughters, Shaylyn Pa'ia, Sydney Selina Taeleifi and Jordyn Ioana Taeleifi.

◊Son of Frances Hunter.

WAYNE HUNTER'S CAREER STATISTICS

GAMES PLAYED/GAMES STARTED: Career (17/0); 2008 (14/0); 2006 (1/0); 2005 (1/0); 2004 (1/0)

JAMES IHEDIGBO

44

SAFETY

6-1 / 210 / Massachusetts
25 years old (as of opening weekend)

Amherst, MA/Amherst Regional
EXPERIENCE: NFL: 3 / Jets: 3rd
ACQUIRED: Undrafted FA (5/15/07)

CAREER HIGHLIGHTS

◊Played in eight NFL games, recording 11 tackles on special teams.

◊Made NFL debut at BUF, 11/2/08.

CAREER TRANSACTIONS

◊10/29/08, NYJ, Signed, Active roster

◊9/1/08, NYJ, Signed, Practice squad

◊8/30/08, NYJ, Waived

◊8/21/07, NYJ, IR

◊5/15/07, NYJ, Signed, Undrafted FA

SEASON-BY-SEASON REVIEW

2008 (JETS) Played in eight games…Finished the season with 11 special teams tackles. **SEASON HIGHLIGHTS: (12/14 VS. BUF)**…Saw action on special teams…Recorded three tackles. **(11/23 at TEN)**…Registered two special teams tackles. **(11/9 vs. STL)**…Saw action on special teams…Recorded two tackles, the first of his career. **(11/2 at BUF)**...Played in his first NFL regular-season game after he was signed to the active roster, 11/1/08.

BEFORE THE NFL

◊Former walk-on turned three-year starter at UMass, who served as the team captain his senior season and recorded 251 total tackles (165 solo tackles), 12.5 sacks, eight interceptions and 19 passes defensed in his career.

◊Named Walter Camp All-American, *College Sporting News* All-Star and Atlantic-10 First Team defenisve back his senior season. Recorded 74 total tackles and four interceptions as a true freshman, including two picks and eight tackles in a win over Hofstra.

◊Rushed for 1,012 yards and 18 touchdowns, while totaling over 2,000 all-purpose yards as a senior at Amherst Regional HS.

◊Two-time All-Western Massachusetts and All-League selection, who served as a team captain and was named team defensive MVP his senior season.

OFF THE FIELD

◊Website: www.Jameslhedigbo44.com.

◊Founded the Hope Africa Foundation, focused on helping young people from Nigeria and the rest of Africa better themselves through higher education.

◊Interested in helping youth ages 7-18...Has made many school visits proving your dreams through hard work and a relationship with God.

◊Involved in the Nigerian Agricultural Technical Community College (NATAC), which was founded by his parents, Rose and Apollos.

◊Joined students at public school/intermediate school

270 in Rosedale, NY in 2008 to help promote physical fitness and healthy living as a part of NFL's What Moves U program. The campaign is sponsored by the American Heart Association and targets an increasingly inactive generation of children.

◊Has visited patients at the Goryeb Children's Hospital in Morristown.

◊Parents moved to the United States 30 years ago from Nigeria, and both received their doctorates from the University of Massachusetts.

◊Has three brothers, Emeka, Nate and David, and one sister, Onyi.

◊Majored in Sociology at UMass.

◊Member of the basketball, lacrosse and track teams at Amherst Regional.

◊Earned All-County honors in basketball at Amherst Regional.

JAMES IHEDIGBO'S CAREER STATISTICS

GAMES PLAYED/GAMES STARTED: Career (8/0): 2008 (8/0).
Special Teams Tackles: 11 (Career): 11 (2008).

LARRY IZZO

53
LINEBACKER

5-10 / 225 / Rice
34 years old (as of opening weekend)

Houston, TX/McCullough HS
EXPERIENCE: NFL: 14 / JETS: 1st
ACQUIRED: UFA (NE, 3/11/09)
ENTERED NFL: Undrafted FA (MIA, 4/25/96)

CAREER HIGHLIGHTS

◊Pro Bowl selection on special teams in 2000, 2002 and 2004 and key member of all three NE Super Bowl champion teams.

◊Elected a special teams captain by his teammates nine times during his career, including all eight seasons with NE.

◊Led or tied for the team lead in special teams tackles in eight of his last 10 seasons, dating back to the 1999 season when he played for MIA...Led or tied NE in special teams tackles in six of his eight seasons with the team.

◊Responsible for 257 special teams tackles in 188 career regular season games...Added 23 special teams tackles in 21 career playoff games...Led NE with 162 special teams tackles from 2001-08 and played in 103 consecutive games for the team, dating back to 2002.

◊Converted two fake punts for first downs, including a 26-yard run at HOU, 11/17/96, as a rookie and a 39-yard run vs. GB, 10/29/00.

◊Successfully converted a fake punt in the 2005 Pro Bowl, earning a first down for the AFC on a 27-yard run...By virtue of the fake punt, Izzo was the AFC's leading rushing through three quarters.

◊Corralled only interception of his NFL career vs. BUF, 12/27/03, picking off of Travis Brown pass in the end zone to preserve 31-0 shutout.

◊Led NE and was tied with Dwight Smith (TB) for first in the NFL with 22 special teams tackles in 2001.

◊Named AFC Special Teams Player of the Week while with NE after amassing six special teams tackles in 41-38 overtime victory over KC, 9/22/02...Six special teams tackles were the most recorded in an NFL game since Jerald Sowell recorded seven for NYJ, 10/15/00.

◊2001 Pro Bowl selection represented the first in MIA history for a non-kicking special teams player.

◊Generated career-high 33 special teams tackles in 1999... Named second alternate for Pro Bowl on special teams.

◊MIA recipient of the Ed Block Courage Award in 1998.

◊*Football Digest* first-team All-Pro and all-rookie selection by *Pro Football Weekly* and the PFWA for his performance on special teams as an undrafted rookie free agent in 1996.

CAREER TRANSACTIONS

◊3/11/09, NYJ, Signed UFA (NE)

◊3/6/07, NE, Re-signed, UFA

◊3/7/01, NE, Signed, UFA (MIA)

◊3/31/99, MIA, Signed, UFA

◊8/18/97, MIA, IR

◊4/26/96, MIA, Signed, Undrafted FA

SEASON-BY-SEASON REVIEW

2008 (NE) Played all 16 games and led team with 14 special teams tackles. Voted special teams captain by his teammates for the ninth time of his NFL career and his eighth consecutive season with the Patriots.

2007 (NE) Played in all 16 games…Contributed 14 special teams tackles…Voted special teams captain by his teammates for the eighth time of his NFL career and his seventh

consecutive season with the Patriots. **POSTSEASON**: Played in all three games and notched two special teams tackles.

2006 (NE) Played in all 16 games and tied for the team lead with 15 special teams tackles…Voted special teams captain by his teammates for the seventh time of his NFL career and his sixth season with the Patriots. **POSTSEASON**: Played in all three games and contributed six special teams tackles. **(1/7 vs. NYJ)**…Led team with five special teams tackles.

2005 (NE) Played in all 16 games and ranked second on the team with 18 special teams tackles…Contributed two tackles on defense…Voted special teams captain by his teammates for the sixth time of his NFL career and his fifth season with the Patriots. **POSTSEASON**: Played in both postseason games and tallied two special teams tackles.

2004 (NE) Played in all 16 games and earned third career Pro Bowl selection after leading the team with 28 special teams tackles…Notched one tackle on defense…Voted special teams captain by his teammates for the fifth time of his NFL career and fourth with the Patriots…Successfully converted a fake punt in the 2005 Pro Bowl, earning a first down for the AFC on a 27-yard run. By virtue of the fake punt, Izzo was the AFC's leding rushing through three quarters. **POSTSEASON**: Played in all three games and contributed two special teams tackles for team that claimed Super Bowl XXXIX.

2003 (NE) Played in all 16 games and led team with 31 special teams tackles in addition to contributing seven tackles on defense…Member of special teams units that ranked second in the NFL in punt return coverage…Voted special teams captain by his teammates for his fourth career NFL season and third season with the Patriots. **POSTSEASON**: Played in all three games for team that claimed Super Bowl XXXVIII…Led team with five special teams tackles and notched one tackle on defense. **SEASON HIGHLIGHTS**: **(12/27 vs. BUF)**…Victimized Travis Brown for his first NFL interception.

2002 (NE) Played in 15 games and earned second career Pro Bowl selection…Led team with 20 special teams tackles, an amount that ranked fifth in the NFL…Missed his first game since the final game of 1998, snapping streak of 55 consecutive games played. Contributed one tackle on defense…Voted special teams captain by his teammates for the third season of his NFL career and second season with the Patriots. **SEASON HIGHLIGHTS**: **(9/22 vs. KC)** Named AFC Special Teams Player of the Week after generating six special teams tackles…Six special teams tackles represent the most recorded in an NFL game since Jerald Sowell totaled seven for the Jets, 10/15/00.

2001 (NE) Played in all 16 regular season games for team that won Super Bowl XXXVI…Led New England and tied TB's Dwight Smith for first in the NFL with 22 special teams tackles…Notched two tackles on defense…Voted special teams captain by his teammates for his first season with the team and the second time of his NFL career. **POSTSEASON**: Played in all three games…Tallied two tackles and two fumble recoveries on special teams…**(1/19 vs. OAK)**…Responsible for two fumble recoveries and one tackle…Recovery of Troy Brown fumble on punt return late in the fourth quarter preserved possession on punt return late in the fourth quarter for drive that resulted in game-tying field goal that forced overtime…Voted special teams captain in first season with the team. **SEASON HIGHLIGHTS**: **(11/18 vs. STL)**…Recovered snap fumbled by Kurt Warner.

2000 (MIA) Earned first Pro Bowl selection after playing in all 16 games and registering a team-high 31 special teams tackles…Marked second consecutive season with more than 30 special teams tackles…Garnered extensive action on defense in place of an injured Zach Thomas for two games but was not credited with a start because MIA opened both games with five defensive backs…Four tackles recorded during those games represented his total for the season. **POSTSEASON**: Played in both games and totaled two special teams tackles. **SEASON HIGHLIGHTS**: **(10/29 vs. GB)**…Converted a fourth down with a 39-yard run on a fake punt…Second career rushing attempt.

1999 (MIA) Played in all 16 games and led team with a career-high 33 special teams tackles and also contributed one forced fumble and one fumble recovery…Elected special teams captain…Voted second alternate on special teams for Pro Bowl…Awarded special teams game balls for his performances after three games for the Dolphins in 1999. **POSTSEASON**: Played in both postseason games, the first two of his NFL career, and recorded two special teams tackles. **SEASON HIGHLIGHTS**: **(9/19 vs. ARI)**…Awarded game ball for special teams after producing six tackles. **(10/10 at IND)**…Forced a fumble on special teams.

1998 (MIA) Played in 13 games and ranked fourth on the team with 21 special teams tackles…Inactive for the final three regular season games with an injured right knee suffered at OAK (12/6)…Recipient of the teams' Ed Block Courage Award. **POSTSEASON**: Inactive for both playoff contests with an injured right knee.

1997 (MIA) Placed on injured reserve (8/18) after tearing his left Achilles' tendon during a training camp practice (7/18).

1996 (MIA) Played in all 16 games as an undrafted rookie free agent and finished second on the team with 10 special teams tackles…Made one tackle on defense…Voted special teams alternate for AFC Pro Bowl team…Football Digest first-team All-Pro…All-Rookie selection for special teams by Pro Football Weekly and the PFWA. SEASON HIGHLIGHTS: **(11/17 at HOU)**…Rushed for 26 yards on a fake punt…**(9/8 at ARI)**...Blocked Jeff Feagles punt.

BEFORE THE NFL

◊Four-year letterman and three-year starter at Rice finished fourth all-time in school history with 301 tackles and established school record with 46 career tackles-for-loss.

◊Earned consensus All-Southwest Cnference honors as a senior after registering 121 tackles and was voted the team's MVP and top linebacker.

◊Attended McCullough HS in Houston, TX and earned two letters as a starting safety and running back.

◊Recognized by the Houston Chronicle as the two-way Player of the Year as a senior after he tallied 131 tackles, two inteceptions and forced fumbles on defense and contributing 1,081 yards rushing, 14 receptions for 109 yards and 10 kickoff returns for 224 yards.

OFF THE FIELD

◊Graduated from Rice University with a degree in business in the spring of 2002.

◊Hosts annual "Larry-oke" event, a celebrity karaoke night in Boston, a fundraiser for the Massachusetts Soldiers Legacy Fund (MSLF), Home For Our Troops, the Fallen Patriot Fund, Fisher House Boston, Operation Ensuring Christmas and the Pat Tillman Foundation...First three "Larry-oke" events raised a total of $600,000.

◊Lettered two years in baseball in high school.

◊Enjoys golf, tennis and skiing.

◊In 2005, Izzo and Warrick Dunn took part in an NFL-sponsored USO tour to visit troops stationed overseas, beginning their trip at Bagram Air Base in Afghanistan, where they helped open the Pat Tillman USO Center, then visiting troops in Baghdad, Kuwait and Qatar. Visited injured military personnel at Walter Reed Army Medical Center in Washington, D.C. in 2004 and 2005.

◊Born Lawrence Alexander Izzo in Fort Belvoir, VA.

◊An avid traveler, his favorite trips have been to Italy, rance and Argentina.

◊Wife: Mara.

◊Son of Larry and Terry Izzo.

LARRY IZZO'S CAREER STATISTICS

Games Played/Games Started: Career (188/0) [21/0]; 2008 (16/0); 2007 (16/0)[3/0]; 2006 (16/0)[3/0]; 2005 (16/0)[2/0]; 2004 (16/0)[3/0]; 2003 (16/0)[3/0]; 2002 (15/0); 2001 (16/0)[3/0]; 2000 (16/0) [2/0]; 1999 (16/0) [2/0]; 1998 (13/0); 1996 (16/0).

Regular Season - Special Teams
Tackles: 257 (Career): 14 (2008); 14 (2007); 15 (2006); 18 (2005); 28 (2004); 31 (2003); 20 (2002); 22 (2001); 31 (2000); 33 (1999); 21 (1998); 10 (1996).
Fumble Recovered: 1 (Career): 1 (1999).

Regular Season - Defense
Total Tackles: 19 (Career): 1 (2006); 2 (2005); 1 (2004); 7 (2003); 1 (2002); 2 (2001); 4 (2000); 1 (1996).
Fumble Recovered: 1 (Career): 1 (2001).
Interceptions: 1-0 (2003)
Passes Defensed: 3 (Career): 1 (2005); 2 (2003).

Regular Season - Miscellaneous
Rushing: 3-65 (Career): 1-0 (2004); 1-39 (2000); 1-26 (1996).

Postseason - Special Teams
Tackles: 23 (Career): 2 (2007); 6 (2006); 2 (2005); 2 (2004); 5 (2003); 2 (2001); 2 (2000); 2 (1999).
Fumbles Recovered (Own Team): 2 (2001).

Postseason - Defense
Total Tackles: 1 (2003).

Career Bests
Special Teams Tackles: 6 (9/22/02 vs. KC)

KRIS JENKINS

77
DEFENSIVE TACKLE

6-4 / 360 / Maryland
30 years old (as of opening weekend)

Ypsilanti, MI/Belleville HS
EXPERIENCE: NFL: 9 / Jets: 2nd
ACQUIRED: Trade (CAR, 2/29/08)
ENTERED NFL: CAR D2 (44), 2001 NFL Draft

CAREER HIGHLIGHTS

◊In 101 games (95 starts), posted 343 tackles, 24 sacks, 12 pass breakups, two forced fumbles, two fumble recoveries and four blocked kicks in his eight-year career.

◊Earned fourth Pro Bowl selection in 2008 and first as a Jet after posting 53 tackles and 3.5 sacks.

◊Selected to Pro Bowl as a starter three times (2003, 2006, 2008) after playing as an alternate in 2002...Appeared in place of injured defensive tackle Warren Sapp in 2002, becoming the first defensive lineman in Panthers history to appear in a Pro Bowl.

◊Earned first career AFC Defensive Player of the Week honor vs. BUF, 11/2, when he registered 1.5 sacks, three hurries and three tackles in the victory.

◊In four postseason games in 2003 as the Panthers advanced to Super Bowl XXXVIII, posted nine tackles, a sack and a pass breakup.

◊Has blocked four kicks in his NFL career, including a field goal attempt by Neil Rackers vs. ARI, 9/28/08.

◊First team All-Pro choice by the *Associated Press*, *Football Digest* and *The Sporting News,* and selected All-NFL and All-NFC by *Pro Football Weekly* in 2003.

◊Blocked two kicks in one game, at TB, 9/14/03...A field goal, and an extra point to send a game into overtime in a contest that CAR won, 12-9.

◊First-team All-Pro selection by the *Associated Press* and second-team choice by *Football Digest* in 2002.

◊A career-high seven sacks in 2002 was third among NFC defensive tackles.

◊Established career-high with two sacks of Brett Favre at GB, 9/29/02, and equaled that total with two sacks of Rob Johnson vs. TB, 10/27/02, and two takedowns of Patrick Ramsey vs. WAS, 11/16/03.

◊Recorded first career blocked field goal vs. CHI, 12/22/02, deflecting a 48-yard attempt by Bears kicker Paul Edinger.

◊Corralled first NFL sack vs. ATL, 11/25/01, tackling Falcons quarterback Chris Chandler.

CAREER TRANSACTIONS

◊ 2/29/08, NYJ, Trade, CAR, for 2008 D3 (67 - Charles Godfrey) and 2008 D5 (141, Gary Barnidge)
◊ 9/14/05, CAR, IR
◊ 10/13/04, CAR, IR
◊ 10/1/03, CAR, Signed, Contract extension
◊ 4/21/01, CAR, D2 (44)

SEASON-BY-SEASON REVIEW

2008 (JETS) Started all 16 games at nose tackle for the first time in a 3-4 defense and earned his fourth NFL Pro Bowl berth…Registered 53 tackles, eight tackles-for-loss, 3.5 sacks, two passes defensed, one forced fumble and a blocked field goal…The anchor in the middle of the defensive line that ranked fourth in the AFC and seventh in the NFL against the run and did not allow a 100-yard rusher until the 12th game of the season...Named to *Pro Football Weekly's* Midseason All-Pro team...Named seventh on midseason NFL MVP list by *Sports Illustrated's* Peter King. **SEASON HIGHLIGHTS: (12/28 vs. MIA)**...Recorded a season-high eight tackles (four solo). **(12/7 at SF)**...Recorded first forced fumble of the season, stripping Michael Robinson, recovered by Calvin Pace. **(11/23 at TEN)**...Helped hold the seventh ranked Titans rushing offense to 45 total yards…Made two solo tackles and deflected a pass. **(11/13 at NE)**... With 2:59 remaining in the fourth quarter sacked QB Matt Cassel for a seven-yard loss. **(11/2 at BUF)**...Named AFC Defensive Player of the Week and Jets Defensive Player of the Game…Notched three tackles (two solo), 1.5 sacks and three quarterback hurries…First pressure on Trent Edwards led to a 92-yard interception return for a touchdown by Abram Elam with :15 remaining in the first quarter. **(9/28 vs. ARI)**... Blocked a 37-yard field goal attempt by Neil Rackers, the fourth blocked kick of his career, leading to a Thomas Jones touchdown. **(9/14 vs. NE)**...Started at nose tackle… recorded five total tackles (two solo)…notched his first sack of the season, a five-yard takedown of Matt Cassel with 9:20 remaining in the third quarter.

2007 (CAR) Appeared in all 16 games, starting 15 games …Logged 52 tackles, 2.5 sacks and a pass breakup. **SEASON HIGHLIGHTS: (12/16 vs. SEA)**…Sacked Matt Hasselbeck for an eight-yard loss. **(9/23 at ATL)**…Hit Joey Harrington for a 10-yard sack.

2006 (CAR) Started 16 games for the first time since 2003 …Ranked second among CAR defensive lineman with 53 tackles, in addition to posting three sacks and 10 pressures …Helped defense limit opponents to less than 100 yards rushing in nine contests. **PRO BOWL (2/10)**…Earned third

Pro Bowl selection as a reserve, first since 2003, logging two tackles. **SEASON HIGHLIGHTS: (12/31 at NO)**…Teamed with defensive lineman, Al Wallace, to sack QB Jamie Martin …Part of defensive effort that corralled five sacks of Martin. **(12/17 vs. PIT)**…Combined with defensive end Mike Rucker to sack Ben Roethlisberger for an eight-yard loss in the first quarter. **(10/29 vs. DAL)**…Collected one sack of Tony Romo. **(9/17 at MIN)**…Sacked Brad Johnson…Part of defensive effort that produced five sacks of Johnson.

2005 (CAR) Started season opener vs. NO (9/11) and suffered a season-ending injury in the third quarter…Posted two tackles…Placed on injured reserve (9/14).

2004 (CAR) Started the first four games of the season before being placed on injured reserve (10/13)…Contributed 12 tackles and one sack. **SEASON HIGHLIGHTS: (9/13 vs. GB)**…Produced a sack of Brett Favre.

2003 (CAR) Started all 16 regular season games and ranked third among defensive linemen with 59 tackles, in addition to registering five sacks, one forced fumble, one fumble recovery, eight quarterback hurries and three batted passes…First-team All-Pro by the *Associated Press*, *Football Digest* and *The Sporting News*…All-NFL and All-NFC by *Pro Football Weekly*…Played in Pro Bowl for the second consecutive season and was named a starter for the first time…Blocked two kicks, one field goal and one extra point on special teams…Member of defensive line that ranked second in the NFL with 32.5 sacks and defensive unit that stood seventh in the league in sacks per pass attempts. **POSTSEASON:** Started all four playoff games…Responsible for nine tackles, one sack, four quarterback hurries and one batted pass. **(1/3 vs. DAL)**…Collected one sack of Quincy Carter in NFC Wild Card game. **SEASON HIGHLIGHTS: (11/16 vs. WAS)**…Equalled career-high with two sacks of Patrick Ramsey. **(11/9 vs. TB)**…Hurry of Brad Johnson precipitated 29-yard interception return for a touchdown by Mike Minter for game's first score…Sacked Johnson once. **(9/14 at TB)**…Blocked two kicks in the same game when he blocked a field goal and an extra point…Blocked field goal occurred on 38-yard attempt by Martin Gramatica in second quarter…Blocked extra point attempt by Gramatica on the last play of regulation marked the first time since overtime was instituted that an extra point was blocked to send a game into the extra period…Helped Panthers become the first team to block three kicks in a game since 1991 when BUF blocked four vs. NE (11/24/91).

2002 (CAR) Started 16 games at defensive tackle for the first time in his career…Achieved personal bests with 60 tackles, seven sacks, 24 quarterback hurries and four batted passes…Contributed one blocked field goal on special teams…Seven sacks ranked third among NFC defensive lineman and third on the team…Part of defensive line that ranked third in the NFL with 39 sacks...First-team All-Pro by the *Associated Press* …Second-team All-Pro by *Football Digest*…First-alternate for the Pro Bowl, and played in the game in place of injured Warren Sapp. **SEASON HIGHLIGHTS: (12/22 vs. CHI)**…Recorded his first career blocked field goal, deflecting a 48-yard attempt by kicker Paul Edinger. **(10/27 vs. TB)**…Tied his career high with two of the team's six sacks of Rob Johnson. **(10/13 at DAL)**…Recorded one of the team's six sacks of Quincy Carter. **(9/29 at GB)**…Compiled a career-high two sacks of Brett Favre.

2001 (CAR) Played in all 16 games with 11 starts as a rookie …Registered 52 tackles, two sacks, one fumble recovery and two quarterback hurries…Recorded starts in his first six NFL contests. **SEASON HIGHLIGHTS: (12/23 vs. STL)** …Registered his second sack of the season when he tackled Kurt Warner. **(11/25 vs. ATL)**…Posted his first NFL sack on Chris Chandler. **(9/9 at MIN)**…Made first NFL start.

BEFORE THE NFL

◊Three-year starter, who started 27 of the 41 games he played during his career at the University of Maryland.

◊Earned second team All-ACC recognition as a senior, logging eight sacks and 18 quarterback pressures to go with 62 tackles, one forced fumble and one fumble recovery.

◊Earned all-area and All-Conference honors at Belleville HS…Team was 10-1 his senior season and won Division III state title his junior season in 1995.

OFF THE FIELD

◊Majored in kinesiology at Maryland.

◊Born Kristopher Rudy-Charles Jenkins.

◊Lettered in basketball and track, qualifying for the states in the discus.

◊Younger brother Cullen is a defensive end for the Green Bay Packers...Cullen and Kris were raised by a single father, Darome Jenkins.

◊Has three children, Kris Jr., Marcus and Jesse.

◊Does extensive work with Life Pieces to Masterpieces, a non-profit program that teaches kids life through art in Washington DC.

◊Participated in Taste of the NFL in 2008 in order to raise money for the ShopRite Partners in Caring Fund, dedicated to fighting hunger throughout the New York metropolitan area.

◊Has an art company, shared with partner Lisa Jones, called Collective Vision which is located in the Washington DC area.

◊Recently started the "Kris Jenkins Foundation", a non-profit organization which he plans to take public.

◊The first athlete profiled on ESPN the Magazine's Jock Chef, a video and print feature in which he cooked an egg-white chicken omelet with spinach, tomatoes and truffle oil.

KRIS JENKINS' CAREER STATISTICS

Year/Tm	G/S	TT	S	A	Sk	Yds	Int	Yds	Lg	TD	PD	FF	FR	Yds	TD
01/CAR	16/11	52	36	16	2	8	-	-	-	-	-	-	1	0	-
02/CAR	16/16	60	36	24	7	43	-	-	-	-	4	-	-	-	-
03/CAR	16/16	59	41	18	5	35.5	-	-	-	-	3	1	1	0	-
04/CAR	4/4	12	8	4	1	9	-	-	-	-	-	-	-	-	-
05/CAR	1/1	2	0	2	-	-	-	-	-	-	-	-	-	-	-
06/CAR	16/16	53	35	18	3	16.5	-	-	-	-	2	-	-	-	-
07/CAR	16/15	52	37	15	2.5	20.5	-	-	-	-	1	-	-	-	-
08/NYJ	16/16	53	30	23	3.5	20.5	-	-	-	-	2	1	-	-	-
NFL Tot	**101/95**	**343**	**223**	**120**	**24**	**153**	**0**	**0**	**0**	**0**	**12**	**2**	**2**	**0**	**0**
Jets Tot	**16/16**	**53**	**30**	**23**	**3.5**	**20.5**	**0**	**0**	**0**	**0**	**2**	**1**	**0**	**0**	**0**

Additional Statistics

Blocked Field Goals: 3 (career): 1 (2008); 1 (2003); 1 (2002).
Blocked PAT: 1 (2003).

Career Bests

Tackles: 8 (12/28/08 vs. MIA)
Sacks: 2 (three times, last: 11/16/03 vs. WAS)
Solo Tackles: 5 (three times, last: 11/25/07 vs. NO)

CAREER POSTSEASON STATISTICS

Year/Tm	G/S	TT	S	A	Sk	Yds	Int	Yds	Lg	TD	PD	FF	FR	Yds	TD
03/CAR	4/4	9	7	2	1	4	-	-	-	-	1	-	-	-	-
Totals	**4/4**	**9**	**7**	**2**	**1**	**4**	**0**	**0**	**0**	**0**	**1**	**0**	**0**	**0**	**0**

KRIS JENKINS GAME-BY-GAME

2008 New York Jets

Date	Opp	W/L	P/S	TT	S	A	Sk	Yds	Int	Yds	Avg	TD	PD	FF	FR	Yds	TD
9/7	at MIA	W	S	2	2	0	-	-	-	-	-	-	-	-	-	-	-
9/14	NE	L	S	5	2	3	1	5	-	-	-	-	-	-	-	-	-
9/22	at SD	L	S	1	0	1	-	-	-	-	-	-	-	-	-	-	-
9/28	ARI	W	S	3	2	1	-	-	-	-	-	-	-	-	-	-	-
10/12	CIN	W	S	3	3	0	-	-	-	-	-	-	-	-	-	-	-
10/19	at OAK	L	S	3	2	1	-	-	-	-	-	-	-	-	-	-	-
10/26	KC	W	S	4	2	2	-	-	-	-	-	-	-	-	-	-	-
11/2	at BUF	W	S	3	2	1	1.5	8.5	-	-	-	-	-	-	-	-	-
11/9	STL	W	S	2	2	0	-	-	-	-	-	-	-	-	-	-	-
11/13	at NE	W	S	2	1	1	1	7	-	-	-	-	-	-	-	-	-
11/23	at TEN	W	S	2	2	0	-	-	-	-	-	-	1	-	-	-	-
11/30	DEN	L	S	2	1	1	-	-	-	-	-	-	-	-	-	-	-
12/7	at SF	L	S	5	1	4	-	-	-	-	-	-	-	1	-	-	-
12/14	BUF	W	S	3	1	2	-	-	-	-	-	-	-	-	-	-	-
12/21	at SEA	L	S	5	3	2	-	-	-	-	-	-	1	-	-	-	-
12/28	MIA	L	S	8	4	4	-	-	-	-	-	-	-	-	-	-	-
2008 Totals			**16/16**	**53**	**30**	**23**	**3.5**	**20.5**	**0**	**0**	**0**	**0**	**2**	**1**	**0**	**0**	**0**

2007 Carolina Panthers

Date	Opp	W/L	P/S	TT	S	A	Sk	Yds	Int	Yds	Avg	TD	PD	FF	FR	Yds	TD
9/9	at STL	W	S	1	1	-	-	-	-	-	-	-	-	-	-	-	-
9/16	HOU	L	S	3	3	-	-	-	-	-	-	-	-	-	-	-	-
9/23	at ATL	W	S	4	3	1	1	10	-	-	-	-	-	-	-	-	-
9/30	TB	L	S	5	4	1	-	-	-	-	-	-	-	-	-	-	-
10/7	at NO	W	S	1	1	-	-	-	-	-	-	-	-	-	-	-	-
10/14	at ARI	W	S	5	3	2	-	-	-	-	-	-	-	-	-	-	-
10/28	IND	W	S	4	2	2	-	-	-	-	-	-	-	-	-	-	-
11/4	at TEN	L	S	4	2	2	-	-	-	-	-	-	-	-	-	-	-
11/11	ATL	L	S	1	1	-	-	-	-	-	-	-	1	-	-	-	-
11/18	at GB	L	S	5	4	1	-	-	-	-	-	-	-	-	-	-	-
11/25	NO	L	S	6	5	1	-	-	-	-	-	-	-	-	-	-	-
12/2	SF	W	S	3	2	1	0.5	2.5	-	-	-	-	-	-	-	-	-

Date	Opp	W/L	P/S	TT	S	A	Sk	Yds	Int	Yds	Avg	TD	PD	FF	FR	Yds	TD
12/9	at JAC	L	S	3	2	1	-	-	-	-	-	-	-	-	-	-	-
12/16	SEA	W	S	3	2	1	1	8	-	-	-	-	-	-	-	-	-
12/22	DAL	L	P	4	2	2	-	-	-	-	-	-	-	-	-	-	-
12/30	at TB	W	S	-	-	-	-	-	-	-	-	-	-	-	-	-	-
2007 Totals			**16/15**	**52**	**37**	**15**	**2.5**	**20.5**	**0**	**0**	**0.0**	**0**	**1**	**0**	**0**	**0**	**0**

2006 Carolina Panthers

Date	Opp	W/L	P/S	TT	S	A	Sk	Yds	Int	Yds	Avg	TD	PD	FF	FR	Yds	TD
9/10	ATL	L	S	4	2	2	-	-	-	-	-	-	-	-	-	-	-
9/17	at MIN	L	S	5	4	1	1	6	-	-	-	-	-	-	-	-	-
9/24	at TB	W	S	1	-	1	-	-	-	-	-	-	-	-	-	-	-
10/1	NO	W	S	3	2	1	-	-	-	-	-	-	-	-	-	-	-
10/8	CLE	W	S	6	4	2	-	-	-	-	-	-	-	-	-	-	-
10/15	at BAL	W	S	2	2	-	-	-	-	-	-	-	-	-	-	-	-
10/22	at CIN	L	S	3	2	1	-	-	-	-	-	-	-	-	-	-	-
10/29	DAL	L	S	5	3	2	1	6	-	-	-	-	-	-	-	-	-
11/13	TB	W	S	2	1	1	-	-	-	-	-	-	2	-	-	-	-
11/19	STL	W	S	-	-	-	-	-	-	-	-	-	-	-	-	-	-
11/26	at WSH	L	S	5	4	1	-	-	-	-	-	-	-	-	-	-	-
12/4	at PHI	L	S	3	2	1	-	-	-	-	-	-	-	-	-	-	-
12/10	NYG	L	S	3	2	1	-	-	-	-	-	-	-	-	-	-	-
12/17	PIT	L	S	6	4	2	0.5	4	-	-	-	-	-	-	-	-	-
12/24	at ATL	W	S	1	-	1	-	-	-	-	-	-	-	-	-	-	-
12/31	at NO	W	S	4	3	1	0.5	0.5	-	-	-	-	-	-	-	-	-
2006 Totals			**16/16**	**53**	**35**	**18**	**3**	**16.5**	**0.0**	**0**	**0**	**0**	**2**	**0**	**0**	**0**	**0**

2005 Carolina Panthers

Date	Opp	W/L	P/S	TT	S	A	Sk	Yds	Int	Yds	Avg	TD	PD	FF	FR	Yds	TD
9/11	NO	L	S	2	0	2	-		-	-	-	-	-	-	-	-	-
							9/14 – Placed on Injured Reserve										
2005 Totals			**1/1**	**2**	**0**	**2**	**0**	**0**	**0**	**0**	**0.0**	**0**	**0**	**0**	**0**	**0**	**0**

2004 Carolina Panthers

Date	Opp	W/L	P/S	TT	S	A	Sk	Yds	Int	Yds	Avg	TD	PD	FF	FR	Yds	TD
9/13	GB	L	S	4	3	1	1	9	-	-	-	-	-	-	-	-	-
9/19	at KC	W	S	-	-	-	-	-	-	-	-	-	-	-	-	-	-
10/3	ATL	L	S	6	3	3	-	-	-	-	-	-	-	-	-	-	-
10/10	at DEN	L	S	2	2	-	-	-	-	-	-	-	-	-	-	-	-
2004 Totals			**4/4**	**12**	**8**	**4**	**1**	**9**	**0**	**0**	**0.0**	**0**	**0**	**0**	**0**	**0**	**0**

2003 Carolina Panthers

Date	Opp	W/L	P/S	TT	S	A	Sk	Yds	Int	Yds	Avg	TD	PD	FF	FR	Yds	TD
9/7	JAC	W	S	4	3	1	-	-	-	-	-	-	-	-	-	-	-
9/14	at TB	W	S	3	2	1	-	-	-	-	-	-	1	-	-	-	-
9/28	ATL	W	S	4	4	-	1	7	-	-	-	-	1	-	-	-	-
10/5	NO	W	S	4	3	1	-	-	-	-	-	-	-	-	-	-	-
10/12	at IND	W	S	3	2	1	-	-	-	-	-	-	-	-	-	-	-
10/9	TEN	L	S	2	2	-	-	-	-	-	-	-	-	-	-	-	-
10/26	at NO	W	S	5	4	1	-	-	-	-	-	-	-	1	-	-	-
11/2	at HOU	L	S	6	3	3	-	-	-	-	-	-	-	-	-	-	-
11/9	TB	W	S	5	3	2	1	10	-	-	-	-	-	-	1	0	-
11/16	WAS	W	S	4	4	-	2	12	-	-	-	-	-	-	-	-	-
11/23	at DAL	L	S	1	-	1	-	-	-	-	-	-	-	-	-	-	-
11/30	PHI	L	S	4	2	2	1	6.5	-	-	-	-	-	-	-	-	-
12/7	at ATL	L	S	5	4	1	-	-	-	-	-	-	-	-	-	-	-
12/14	at ARI	W	S	4	2	2	-	-	-	-	-	-	-	-	-	-	-
12/21	DET	W	S	3	3	-	-	-	-	-	-	-	-	-	-	-	-
12/28	at NYG	W	S	2	-	2	-	-	-	-	-	-	1	-	-	-	-
2003 Totals			**16/16**	**59**	**41**	**18**	**5**	**35.5**	**0**	**0**	**0.0**	**0**	**3**	**1**	**1**	**0**	**0**

2003 Postseason

Date	Opp	W/L	P/S	TT	S	A	Sk	Yds	Int	Yds	Avg	TD	PD	FF	FR	Yds	TD
1/3	DAL	W	S	2	2	-	1	4	-	-	-	-	1	-	-	-	-
1/10	at STL	W	S	2	2	-	-	-	-	-	-	-	-	-	-	-	-
1/18	at PHI	W	S	1	-	1	-	-	-	-	-	-	-	-	-	-	-
2/1	at NE	L	S	4	3	1	-	-	-	-	-	-	-	-	-	-	-
Totals			**4/4**	**9**	**7**	**2**	**1**	**4**	**0**	**0**	**0.0**	**0**	**1**	**0**	**0**	**0**	**0**

2002 Carolina Panthers

Date	Opp	W/L	P/S	TT	S	A	Sk	Yds	Int	Yds	Avg	TD	PD	FF	FR	Yds	TD
9/8	BAL	W	S	3	1	2	1	3	-	-	-	-	-	-	-	-	-
9/15	DET	W	S	3	3	-	1	8	-	-	-	-	1	-	-	-	-
9/22	at MIN	W	S	2	1	1	-	-	-	-	-	-	-	-	-	-	-
9/29	at GB	L	S	4	3	1	2	15	-	-	-	-	-	-	-	-	-
10/6	ARI	L	S	4	2	2	-	-	-	-	-	-	-	-	-	-	-
10/13	at DAL	L	S	2	1	1	1	10	-	-	-	-	-	-	-	-	-
10/20	at ATL	L	S	3	2	1	-	-	-	-	-	-	-	-	-	-	-
10/27	TB	L	S	6	5	1	2	7	-	-	-	-	-	-	-	-	-
11/10	NO	L	S	4	3	1	-	-	-	-	-	-	-	-	-	-	-
11/17	at TB	L	S	5	2	3	-	-	-	-	-	-	1	-	-	-	-
11/24	ATL	L	S	4	3	1	-	-	-	-	-	-	-	-	-	-	-
12/1	at CLE	W	S	3	1	2	-	-	-	-	-	-	-	-	-	-	-
12/8	CIN	W	S	5	4	1	-	-	-	-	-	-	-	-	-	-	-
12/15	at PIT	L	S	4	1	3	-	-	-	-	-	-	-	-	-	-	-
12/22	CHI	W	S	3	1	2	-	-	-	-	-	-	1	-	-	-	-
12/29	at NO	W	S	5	3	2	-	-	-	-	-	-	1	-	-	-	-
2002 Totals			**16/16**	**60**	**36**	**24**	**7**	**43**	**0**	**0.0**	**0**	**0**	**4**	**0**	**0**	**0**	**0**

2001 Carolina Panthers

Date	Opp	W/L	P/S	TT	S	A	Sk	Yds	Int	Yds	Avg	TD	PD	FF	FR	Yds	TD
9/9	at MIN	W	S	1	1	-	-	-	-	-	-	-	-	-	-	-	-
9/23	at ATL	L	S	7	4	3	-	-	-	-	-	-	-	-	-	-	-
9/30	GB	L	S	1	1	-	-	-	-	-	-	-	-	-	-	-	-
10/7	at SF	L	S	2	2	-	-	-	-	-	-	-	-	-	-	-	-
10/14	NO	L	S	1	1	-	-	-	-	-	-	-	-	-	-	-	-
10/21	at WAS	L	S	3	3	-	-	-	-	-	-	-	-	-	-	-	-
10/28	NYJ	L	P	6	4	2	-	-	-	-	-	-	-	-	-	-	-
11/4	at MIA	L	P	3	1	2	-	-	-	-	-	-	-	-	-	-	-
11/11	at STL	L	P	4	1	3	-	-	-	-	-	-	-	-	-	-	-
11/18	SF	L	P	4	2	2	-	-	-	-	-	-	-	-	-	-	-
11/25	ATL	L	P	2	1	1	1	5	-	-	-	-	-	-	-	-	-
12/2	at NO	L	S	6	5	1	-	-	-	-	-	-	-	-	1	0	-
12/9	at BUF	L	S	3	3	-	-	-	-	-	-	-	-	-	-	-	-
12/23	STL	L	S	3	3	-	1	3	-	-	-	-	-	-	-	-	-
12/30	ARI	L	S	-	-	-	-	-	-	-	-	-	-	-	-	-	-
1/6	NE	L	S	6	4	2	-	-	-	-	-	-	-	-	-	-	-
2001 Totals			**16/11**	**52**	**36**	**16**	**2**	**8**	**0**	**0**	**0.0**	**0**	**0**	**0**	**1**	**0**	**0**

FOURTH QUARTER COMEBACKS

Quarterback	Seasons	Comebacks (regular season)
Ken O'Brien	1983-92	14
Vinny Testaverde	1998-2003, 05	14
Joe Namath	1965-76	13
Chad Pennington	2000-06	6
Richard Todd	1976-83, 86	5
Al Dorow	1960-61	4
Ray Lucas	1997-2000	3
Johnny Green	1962-63	2
Pat Ryan	1978-89	2
Rick Mirer	1999	2
Brett Favre	2008	2

Quarterback	Seasons	Comebacks
Dick Wood	1963-64	1
Al Woodall	1969-74	1
Bill Demory	1973	1
Matt Robinson	1977-79	1
Boomer Esiason	1993-95	1
Bubby Brister	1995	1
Neil O'Donnell	1996-97	1
Glenn Foley	1997	1
Quincy Carter	2004	1
Brooks Bollinger	2005	1
Kellen Clemens	2007	1

NOTE: Richard Todd and Joe Namath each had one fourth quarter comeback in the postseason.

THOMAS JONES

20
RUNNING BACK

5-10 / 212 / Virginia
31 years old (as of opening weekend)

Big Stone Gap, VA/Powell Valley HS
EXPERIENCE: NFL: 10 / Jets: 3rd
ACQUIRED: Trade (CHI, 3/6/07)
Entered NFL: ARI D1 (7), 2000 NFL Draft

CAREER HIGHLIGHTS

◊ Ranks 42nd all-time with 7,815 career rushing yards (49th back to surpass 7,000 yards) on 1,949 carries (4.0) with 48 rushing touchdowns...1,800 career receiving yards on 279 catches (6.5) with three receiving touchdowns, all three coming with the Jets.

◊ Second in NFL in rushing over last four seasons with 4,976 yards to LaDainian Tomlinson (5,861 yards).

◊ His 1,312 rushing yards in 2008 were the fifth-highest total in Jets history and the second highest in his career (1,335 yards in 2005), as he became the first Jets player to lead at least the AFC in rushing since RB Curtis Martin led the NFL in 2004 with 1,697 yards.

◊ Named to his first Pro Bowl in 2008, becoming one of only three running backs in NFL history to be named to his first Pro Bowl over age 30.

◊ Set Jets franchise records in 2008 with 15 total touchdowns, 13 rushing touchdowns and eight consecutive games with a touchdown...Jets are 10-2 in games Jones has scored.

◊ The fifth Jets running back to post a 1,000-yard rushing season (13th and 14th 1000-yard seasons in franchise history) and has now recorded four consecutive 1,000-yard rushing seasons.

◊ Posted the first receiving touchdown in his career vs. KC, 12/30/07, on a 15-yard shovel pass from Kellen Clemens.

◊ Owns 25 career 100-yard rushing games in the regular season (two in postseason), including nine in two seasons with the Jets.

◊ Named the AFC Offensive Player of the Month for Nov. 2008 when he led the AFC in rushing yards (556, 111.2 yards per game) and rushing touchdowns (7) as the Jets posted a 4-1 record, including three road wins at BUF, NE and TEN.

◊ Posted a career-high 1,335 rushing yards in 2005 to become the second CHI player (Walter Payton) to eclipse the 1,300 yard plateau.

◊ Ran for back-to-back 100 yard games for CHI at the Meadowlands vs. NYG and NYJ in 2006.

◊ Averaged 1,427 yards from scrimmage between 2004-05, which made up 36 percent of the CHI offense – the second-highest rate in the NFL during that time (Tiki Barber, NYG, 42.7 percent).

◊ In 2004, became first CHI player since Neal Anderson (1989) to lead the team in both rushing yards and receptions.

◊ Posted a career-high 173 rush yards with a 58-yard touchdown run on 24 carries vs. SEA, 9/15/02, which was also the first 100-yard game of his career

◊ Recorded the longest touchdown run of his career on a 59-yard run vs. DEN, 11/30/08.

CAREER TRANSACTIONS

◊ 3/7/07, NYJ, Trade, CHI, with D2 (63), 2007, for D2 (37), 2007
◊ 3/4/04, CHI, Signed, UFA (TB)
◊ 6/17/03, TB, Trade, ARI, for Marquise Walker
◊ 4/15/00, ARI, D1 (7)

SEASON-BY-SEASON REVIEW

2008 (JETS) Led the AFC and ranked fifth in the NFL in rushing yards with 1,312 yards on 290 carries (4.5 average), with franchise records of 15 overall touchdowns and 13 rushing touchdowns...Added 36 receptions for 207 yards and two touchdowns...Logged 75 first downs, second in the AFC...Voted the 2008 Curtis Martin Team MVP and 2008 Dennis Byrd Most Inspirational Player by his teammates...Voted to his first Pro Bowl...Set a Jets franchise record with eight consecutive games with a touchdown...Rushed for over 100 yards five times...First running back in 2008 to rush for over 100 yards in the first half multiple times (108, 11/30 vs. DEN; 107, 11/9 vs. STL)...Scored three touchdowns in a game twice: 10/12 vs. CIN (two rushing, one receiving) and 11/9 vs. STL (three rushing). **SEASON HIGHLIGHTS: (12/14 vs. BUF)**...Scored a touchdown in his eighth consecutive game, a new Jets record. The score, a two-yard run, was his 13th on the ground and 15th overall, both Jets franchise records. **(11/30 vs. DEN)**...Set a career-best with a 59-yard touchdown run, the longest touchdown run of his career, which also put him over the 1,000-yard mark for the season...Jones had 108 yards in the first half, marking the second time this season he gained over 100 yards in the first half. **(11/23 at TEN)**...Caught he 500th touchdown pass of Brett Favre's career, a 10-yarder. **(11/13 vs. NE)**...Recorded back-to-back 100 yard rushing games for the first time since 2006. **(11/9 vs. STL)**...Notched best performance of the week in the NFL with 149 yards on a season-high 26 carries and career-high three rushing touchdowns scores. **(10/19 at OAK)**...Rushed for a season-high 159 yards on 6.6 yards

per rush. **(10/12 vs. CIN)**...Scored three touchdowns for the first time in his career...Scored on a two-yard reception from Brett Favre, and on runs of seven yards and one yard. **(9/7 at MIA)**...Rushed for 101 yards, marking the first time he rushed for over 100 yards in a regular-season opener...Named Jets offensive player of the game.

2007 (JETS) Finished with 1,119 rushing yards (10th in the NFL) on 310 carries (fifth in NFL)…The 310 carries were the second largest single-season total of his career…With Jerricho Cotchery, first pair of Jets to exceed 1,000-yards rushing and receiving in the same season since Curtis Martin and Santana Moss in 2003…Posted four 100-yard rushing efforts. **SEASON HIGHLIGHTS: (12/30 vs. KC)**…Took a shovel pass from Kellen Clemens 15 yards for a touchdown, the first receiving touchdown of his career. **(12/23 at TEN)**…Became the fifth player in franchise history to rush for more than 1,000-yards in a season, while posting the 13th 1,000-yard rushing season in franchise history and his third consecutive 1,000-yard season…He is only the second player in franchise history (Curtis Martin, 1998) to rush for more than 1,000 yards in his first season with the team. **(12/2 at MIA)**…Recorded his first rushing touchdown (one-yarder) as a Jet. **(11/18 vs. PIT)**…Became the first back in 34 games to rush for at least 100 yards against the Steelers defense, rushing for 117 yards on 30 carries, his third 100-yard rushing game of the season…Eclipsed the 6,000-yard rushing mark for his career…Named Jets Offensive Player of the Week. **(10/14 vs. PHI)**…Ran for 130 yards on 24 carries, including a 36-yard run on the first play from scrimmage, which was the Jets longest run of the season and Jones' longest regular season run since 12/11/05. **(9/23 vs. MIA)**…Recorded his first 100-yard rushing effort as a Jet and 17th of his career by carrying the ball 25 times for 110 yards…Named the Jets Offensive Player of the Week.

2006 (CHI) Rushed for 1,210 yards and six touchdowns, and caught 36 passes for 154 yards as the Bears won the NFC Championship and advanced to Super Bowl XLI…Put up back-to-back 100-plus-yard rushing efforts in the Meadowlands vs. NYG and NYJ…Averaged 78 rush yards per game as CHI started off 7-0. **POSTSEASON: (2/4 vs. IND at Miami)**…Rushed for 112 yards on 15 carries, including a 52-yard run and caught four passes for 18 yards in the 29-17 loss. **(1/21 vs. NO)**…Logged 123 rushing yards on 19 carries with two touchdowns in NFC Championship victory. **SEASON HIGHLIGHTS: (11/19 at NYJ)**…Ran for 121 yards, topping 100 for the second consecutive week on the road. **(11/12 at NYG)**…Put up 113 yards and a touchdown in the Bears' win. **(10/1 vs. SEA)**…Posted the fifth multi-touchdown effort of his career.

2005 (CHI) Logged a career-high 1,335 rushing yards and nine touchdowns, added 143 yards receving on 26 catches. **POSTSEASON: (1/15 vs CAR)**...Rushed for 80 yards on 20 carries and caught three passes for 30 yards in a NFC Divisional loss. **SEASON HIGHLIGHTS: (10/23 vs. BAL)**…Tied his season-high with 139 yards on 25 carries against a stout Ravens defense. **(10/16 vs. MIN)**…Posted two rushing touchdowns for the fourth time in his career. **(9/18 vs. DET)**…Burned division-rival Lions for 139 yards rushing and two touchdowns.

2004 (CHI) In 14 games, rushed for 948 yards and seven touchdowns, also recorded a career-high 56 receptions for 427 yards…Posted two multiple touchdown games, on the first and last weeks of the regular season. **SEASON HIGHLIGHTS: (1/2 vs. GB)**…Gained 108 yards and two touchdowns, the second two-touchdown effort in his career. **(12/12 at JAC)**…Recorded his career-best 45 yard reception on a pass from Chad Hutchinson. **(9/26 at MIN)**…Posted 110 yards and a touchdown, plus a career-high eight catches for 71 yards. **(9/12 vs. DET)**…Recorded his first two-score game of his career.

2003 (TB) In 15 games with three starts, tallied 627 yards rushing and 180 yards receiving…Returned 17 kickoffs for 271 yards (15.9) with a long of 25. **SEASON HIGHLIGHTS: (12/14 vs. HOU)**…Ran for 134 yards and a touchdown on 34 carries. **(11/16 vs. GB)**…Ran for 134 yards on nine carries, including runs of 61 and 51 yards.

2002 (ARI) Started all nine games in which he played, rushing for 511 yards and two touchdowns, adding 20 receptions for 113 yards. **SEASON HIGHLIGHTS: (9/15 at SEA)**…Posted a career-high 173 rushing yards with a 58-yard touchdown run on 24 carries, the first 100-yard game of his career.

2001 (ARI) Played in 16 games, starting only the season's first two games…Rushed for 380 yards and caught 21 balls for 151 yards.

2000 (ARI) As a rookie, played in 14 games, starting the first four games of the season…Logged 373 rushing yards and two touchdowns, and 208 receiving yards on 32 catches. **SEASON HIGHLIGHTS: (10/1 at SF)**…Scored his first NFL touchdown on four-yard run.

BEFORE THE NFL

◊Finished his career at Virginia with 3,998 yards, topping Tiki Barber's UVA record.

◊Scored 40 total touchdowns, 36 rushing…Put up 18 100-yard games and six 200-yard games.

◊Eighth in Heisman voting, a Doak Walker finalist, ACC Player of the Year in 1999 and finished with 1,798 yards and 16 touchdowns on 334 carries…Amassed 2,054 all-purpose yards.

◊Set single season state records at Powell Valley HS for yardage (3,319 in 1994), touchdowns (49 in 1995) and set the career scoring record with 104 touchdowns.

◊Rushed for 462 yards in a single game as a junior.

OFF THE FIELD

◊Earned his Bachelor's degree in psychology before his senior season in May 1999.

◊Four-year letterwinner at Powell Valley HS in track and basketball.

◊Six of the seven Jones' siblings have graduated college, with the youngest sister currently attending the University of Virginia.

◊Younger brother, Julius, is a RB for SEA.

◊Uncle, Ed Clark, played football at Purdue, and with Hamilton of the CFL.

◊Featured in *Sports Illustrated's* "Faces in the Crowd" in January 1996.

◊Website: TJones20.com

◊His music production company, OuttaPocket Entertainment, has taken off with the debut single, *Late Night Creep*, from his first recording artist, Myko, who sang the National Anthem before the game vs. KC, 10/26/08.

◊Contributes efforts to Operation Hope (John Hope) in Harlem, which helps children and teaches people about money management and finances.

◊Funds the Thomas Quinton Jones First Academic Scholarship to UVA, which goes to a student from Southwest VA, which is where he is from.

THOMAS JONES' CAREER STATISTICS

		Rushing					Receiving				
Yr/Tm	**G/S**	**Rush**	**Yds**	**Avg**	**Lg**	**TD**	**Rec**	**Yds**	**Avg**	**Lg**	**TD**
00/ARI	14/4	112	373	3.3	29	2	32	208	6.5	20	-
01/ARI	16/2	112	380	3.4	21	5	21	151	7.2	18	-
02/ARI	9/9	138	511	3.7	58	2	20	113	5.7	17	-
03/TB	16/3	137	627	4.6	61	3	24	180	7.5	29	-
04/CHI	14/4	240	948	4.0	54	7	56	427	7.6	45	-
05/CHI	15/15	314	1,335	4.3	42	9	26	143	5.5	41	-
06/CHI	16/16	296	1,210	4.1	30	6	36	154	4.3	21	-
07/NYJ	16/14	310	1,119	3.6	36	1	28	217	7.8	25	1
08/NYJ	16/14	290	1,312	4.5	59t	13	36	207	5.8	19	2
NFL Tot	**132/81**	**1,949**	**7,815**	**4.0**	**61**	**48**	**279**	**1,800**	**6.5**	**45**	**3**
Jets Tot	**32/28**	**600**	**2,431**	**4.1**	**59t**	**14**	**64**	**424**	**6.6**	**25**	**3**

Additional Statistics
Fumbles Lost: 13 (Career); 1 (2008); 1 (2006); 2 (2005); 1 (2004); 2 (2003); 2 (2002); 1 (2001); 3 (2000).
Kickoff Returns: 17-271 (15.9 per return, 2003)

Career Bests
Rushing Attempts: 34 (12/14/03 vs. HOU)
Rushing Yards: 173 (9/15/02 at SEA)
Longest Rush: 61 (11/16/03 at GB)
Longest Rushing Touchdown: 59 (11/30/08 vs. DEN)

CAREER POSTSEASON STATISTICS

		Rushing					Receiving				
Yr/Tm	**G/S**	**Rush**	**Yds**	**Avg**	**Lg**	**TD**	**Rec**	**Yds**	**Avg**	**Lg**	**TD**
05/CHI	1/1	20	80	4.0	24	-	3	30	10.0	27	-
06/CHI	3/3	55	301	5.5	52	4	6	24	4.0	14	-
Totals	**4/4**	**75**	**381**	**5.1**	**52**	**4**	**9**	**54**	**6.0**	**27**	**0**

Rushing Yards, Season, Jets

	Player	Yds	Year	Att	Avg	TD
1.	Curtis Martin	1,697	2004	371	4.6	12
2.	Curtis Martin	1,513	2001	333	4.5	10
3.	Curtis Martin	1,464	1999	367	4.0	5
4.	Freeman McNeil	1,331	1985	294	4.5	3
5.	**Thomas Jones**	**1,312**	**2008**	**290**	**4.5**	**13**
6.	Curtis Martin	1,308	2003	323	4.0	2
7.	Curtis Martin	1,287	1998	369	3.5	8
8.	Adrian Murrell	1,249	1996	301	4.1	6
9.	Curtis Martin	1,204	2000	316	3.8	9
10.	**Thomas Jones**	**1,119**	**2007**	**310**	**3.6**	**1**

100-Yard Rushing Games

Date	Opp	Att	Yds	Avg.	Lg
9/15/02	at SEA	24	173	7.2	58t
10/19/08	^at OAK	24	159	6.6	31
9/19/04	at GB	23	152	6.6	54
11/9/08	^STL	26	149	5.7	20
9/18/05	DET	20	139	7.0	22
10/23/05	BAL	25	139	5.6	42
11/30/08	^DEN	16	138	8.6	59t
10/9/05	at CLE	24	137	5.7	25
11/16/03	GB	9	134	14.9	61
12/14/03	HOU	34	134	3.9	18t
10/14/07	^PHI	24	130	5.4	36
1/21/07	*NO	19	123	6.5	33
11/19/06	at NYJ	23	121	5.3	19
11/18/07	^PIT	30	117	3.9	26
11/12/06	at NYG	30	113	3.8	26
2/4/07	*IND	15	112	7.5	52
10/29/06	SF	23	111	4.8	12
9/26/04	at MIN	22	110	5.0	22
10/8/06	BUF	21	110	5.2	14
9/23/07	^MIA	25	110	4.4	12
12/26/04	at DET	22	109	5.0	14
1/2/05	GB	26	108	4.2	18
9/25/05	CIN	27	106	3.9	17
12/9/07	^CLE	24	106	4.4	17
12/25/05	at GB	25	105	4.2	25
11/13/08	^at NE	30	104	3.5	13
9/7/08	^at MIA	22	101	4.6	14

* Postseason
^ As a member of the Jets

THOMAS JONES GAME-BY-GAME

2008 New York Jets				Rushing					Receiving				
Date	**Opp**	**W/L**	**P/S**	**Rush**	**Yds**	**Avg**	**Lg**	**TD**	**Rec**	**Yds**	**Avg**	**Lg**	**TD**
9/7	at MIA	W	S	22	101	4.6	14	1	3	2	0.7	4	-
9/14	NE	L	S	17	70	4.2	16	-	2	5	2.5	8	-
9/22	at SD	L	S	10	37	3.7	8	-	2	17	8.5	9	-
9/28	ARI	W	P	18	46	2.6	9	-	2	23	11.5	19	-
10/12	CIN	W	S	17	65	3.8	8	2	3	13	4.3	6	1
10/19	at OAK	L	P	24	159	6.6	31	-	1	0	0.0	0	-
10/26	KC	W	S	14	54	3.9	17	1	1	6	6.0	6	-
11/2	at BUF	W	S	12	69	5.8	23	1	6	38	6.3	14	-
11/9	STL	W	S	26	149	5.7	20	3	-	-	-	-	-
11/13	at NE	W	S	30	104	3.5	13	1	2	15	7.5	8	-
11/23	at TEN	W	S	27	96	3.6	19	-	3	21	7.0	10t	1
11/30	DEN	L	S	16	138	8.6	59t	2	2	21	10.5	12	-
12/7	at SF	L	S	10	56	5.6	17t	1	3	12	4.0	9	-
12/14	BUF	W	S	20	78	3.9	16	1	2	4	2.0	5	-
12/21	at SEA	L	S	17	67	3.9	7	-	3	29	9.7	14	-
12/28	MIA	L	S	10	23	2.3	8	-	1	1	1.0	1	-
2008 Totals			**16/14**	**290**	**1,312**	**4.5**	**59t**	**13**	**36**	**207**	**5.8**	**19**	**2**

2007 New York Jets				Rushing					Receiving				
Date	**Opp**	**W/L**	**P/S**	**Rush**	**Yds**	**Avg**	**Lg**	**TD**	**Rec**	**Yds**	**Avg**	**Lg**	**TD**
9/9	NE	L	P	14	42	3.0	12	-	1	6	6.0	6	-
9/16	at BAL	L	S	24	67	2.8	9	-	2	20	10.0	21	-
9/23	MIA	W	S	25	110	4.4	12	-	2	1	0.5	2	-
9/30	at BUF	L	S	12	35	2.9	12	-	2	20	10.0	11	-
10/7	at NYG	L	P	13	36	2.8	7	-	2	14	7.0	9	-
10/14	PHI	L	S	24	130	5.4	36	-	1	11	11.0	11	-
10/21	at CIN	L	S	19	67	3.5	12	-	-	-	-	-	-
10/28	BUF	L	S	16	70	4.4	15	-	5	34	6.8	9	-
11/4	WAS	L	S	13	49	3.8	11	-	2	16	8.0	12	-

Date	Opp	W/L	P/S	Rush	Yds	Avg	Lg	TD	Rec	Yds	Avg	Lg	TD
11/18	PIT	W	S	30	117	3.9	26	-	1	7	7.0	7	-
11/22	at DAL	L	S	17	40	2.4	11	-	2	17	8.5	12	-
12/2	at MIA	W	S	24	75	3.1	15	1	1	25	25.0	25	-
12/9	CLE	L	S	24	106	4.4	17	-	1	13	13.0	13	-
12/16	at NE	L	S	9	19	2.1	5	-	2	13	6.5	9	-
12/23	at TEN	L	S	21	58	2.8	10	-	3	5	1.7	4	-
12/30	KC	W	S	25	98	3.9	15	-	1	15	15.0	15	1
2007 Totals			**16/14**	**310**	**1,119**	**3.6**	**36**	**1**	**28**	**217**	**7.8**	**25**	**1**

2006 Chicago Bears

				Rushing					Receiving				
Date	**Opp**	**W/L**	**P/S**	**Rush**	**Yds**	**Avg**	**Lg**	**TD**	**Rec**	**Yds**	**Avg**	**Lg**	**TD**
9/10	at GB	W	S	21	63	3.0	17	-	1	-	-	-	-
9/17	DET	W	S	21	64	3.0	15	-	1	2	2.0	2	-
9/24	at MIN	W	S	18	54	3.0	17	-	3	11	3.7	8	-
10/1	SEA	W	S	24	98	4.1	29	2	2	9	4.5	8	-
10/8	BUF	W	S	21	110	5.2	14	-	4	13	3.3	7	-
10/16	at ARI	W	S	11	43	3.9	11	-	3	14	4.7	6	-
10/29	SF	W	S	23	111	4.8	12	1	4	23	5.8	7	-
11/5	MIA	L	S	20	69	3.5	11	-	4	24	6.0	9	-
11/12	at NYG	W	S	30	113	3.8	26	1	3	10	3.3	8	-
11/19	at NYJ	W	S	23	121	5.3	19	-	2	1	0.5	3	-
11/26	at NE	L	S	23	99	4.3	17	-	1	-2	-2.0	-2	-
12/3	MIN	W	S	12	32	2.7	16	-	-	-	-	-	-
12/11	at STL	W	S	11	76	6.9	30t	1	2	26	13.0	21	-
12/17	TB	W	S	17	68	4.0	8	1	3	16	5.3	9	-
12/24	at DET	W	S	12	62	5.2	13	-	2	10	5.0	11	-
12/31	GB	L	S	9	27	3.0	7	-	1	-3	-3.0	-3	-
2006 Totals			**16/16**	**296**	**1,210**	**4.1**	**30t**	**6**	**36**	**154**	**4.3**	**21**	**0**

2006 Postseason

				Rushing					Receiving				
Date	**Opp**	**W/L**	**P/S**	**Rush**	**Yds**	**Avg**	**Lg**	**TD**	**Rec**	**Yds**	**Avg**	**Lg**	**TD**
1/14/07	SEA	W	S	21	66	3.1	9t	2	2	6	3.0	3	-
1/21/07	NO	W	S	19	123	6.5	33	2	-	-	-	-	-
2/4/07	IND	L	S	15	112	7.5	52	-	4	18	4.5	14	-
Totals			**3/3**	**55**	**301**	**5.5**	**52**	**4**	**6**	**24**	**4.0**	**14**	**0**

2005 Chicago Bears

				Rushing					Receiving				
Date	**Opp**	**W/L**	**P/S**	**Rush**	**Yds**	**Avg**	**Lg**	**TD**	**Rec**	**Yds**	**Avg**	**Lg**	**TD**
9/11	at WAS	L	S	15	31	2.1	8	1	2	14	7.0	7	-
9/18	DET	W	S	20	139	7.0	22	2	2	19	9.5	10	-
9/25	CIN	L	S	27	106	3.9	17	1	5	8	1.6	5	-
10/9	at CLE	L	S	24	137	5.7	25	-	2	5	2.5	3	-
10/16	MIN	W	S	23	89	3.9	24	2	1	6	6.0	6	-
10/23	BAL	W	S	25	139	5.6	42	-	1	-5	-5.0	-5	-
10/30	at DET	W	S	22	72	3.3	17	-	3	25	8.3	15	-
11/6	at NO	W	S	11	40	3.6	15	-	1	-6	-6.0	-6	-
11/20	CAR	W	S	25	87	3.5	20	-	-	-	-	-	-
11/27	at TB	W	S	25	72	2.9	19	-	3	50	16.7	41	-
12/4	GB	W	S	19	93	4.9	27	-	-	-	-	-	-
12/11	at PIT	L	S	14	72	5.1	36	1	4	23	5.8	15	-
12/18	ATL	W	S	27	91	3.4	31	1	1	3	3.0	3	-
12/25	at GB	W	S	25	105	4.2	25	1	1	1	1.0	1	-
1/1	at MIN	L	S	12	62	5.2	35	-	-	-	-	-	-
2005 Totals			**15/15**	**314**	**1,335**	**4.3**	**42**	**9**	**26**	**143**	**5.5**	**41**	**0**

2005 Postseason

				Rushing					Receiving				
Date	**Opp**	**W/L**	**P/S**	**Rush**	**Yds**	**Avg**	**Lg**	**TD**	**Rec**	**Yds**	**Avg**	**Lg**	**TD**
1/15/06	CAR	L	S	20	80	4.0	24	-	3	30	10.0	27	-

2004 Chicago Bears

				Rushing					Receiving				
Date	**Opp**	**W/L**	**P/S**	**Rush**	**Yds**	**Avg**	**Lg**	**TD**	**Rec**	**Yds**	**Avg**	**Lg**	**TD**
9/12	DET	L	S	21	67	3.2	15	2	6	38	6.3	10	-
9/19	at GB	W	S	23	152	6.6	54	1	1	7	7	7	-

Date	Opp	W/L	P/S	Rush	Yds	Avg	Lg	TD	Rec	Yds	Avg	Lg	TD
9/26	at MIN	L	S	22	110	5.0	22	1	8	71	8.9	27	-
10/3	PHI	L	S	13	32	2.5	11	-	6	40	6.7	12	-
10/17	WAS	L	S	24	97	4.0	18	-	2	22	11	14	-
10/24	at TB	L	S	13	52	4.0	9	1	3	13	4.3	7	-
10/31	SF	W	S	1	1	1.0	1	-	-	-	-	-	-
11/21	IND	L	S	18	59	3.3	15	-	4	23	5.8	8	-
11/25	at DAL	L	S	14	46	3.3	12	-	6	48	8	17	-
12/5	MIN	W	S	15	49	3.3	16	-	3	22	7.3	13	-
12/12	at JAC	L	S	13	26	2.0	7	-	3	68	22.7	45	-
12/19	HOU	L	S	15	40	2.7	9	-	7	37	5.3	14	-
12/26	at DET	L	S	22	109	5.0	14	-	4	34	8.5	28	-
1/2	GB	L	S	26	108	4.2	18	2	3	4	1.3	11	-
2004 Totals			**14/14**	**240**	**948**	**4.0**	**54**	**7**	**56**	**427**	**7.6**	**45**	**0**

2003 Tampa Bay Buccaneers

				Rushing					Receiving				
Date	**Opp**	**W/L**	**P/S**	**Rush**	**Yds**	**Avg**	**Lg**	**TD**	**Rec**	**Yds**	**Avg**	**Lg**	**TD**
9/8	at PHI	W	P	10	30	3.0	15	-	2	10	5	10	-
9/14	CAR	L	P	4	8	2.0	4	-	-	-	-	-	-
9/21	at ATL	W	P	1	-1	-1.0	-1	-	-	-	-	-	-
10/6	IND	L	P	2	2	1.0	1	-	2	10	5	7	-
10/12	at WAS	W	P	5	33	6.6	13	-	1	11	11	11	-
10/19	at SF	L	P	2	7	3.5	4	-	2	11	5.5	6	-
11/2	NO	L	P	-	-	-	-	-	1	29	29	29	-
11/9	at CAR	L	P	3	12	4.0	10	-	1	-	-	-	-
11/16	GB	L	P	9	134	14.9	61	-	2	11	5.5	7	-
11/24	NYG	W	P	10	27	2.7	7	1	-	-	-	-	-
11/30	at JAC	L	P	7	11	1.6	5	1	2	21	10.5	14	-
12/7	at NO	W	S	20	89	4.5	13	-	2	14	7	17	-
12/14	HOU	W	S	34	134	3.9	18	1	1	17	17	17	-
12/20	ATL	L	S	17	73	4.3	15	-	4	14	3.5	12	-
12/28	at TEN	L	P	13	68	5.2	18	-	4	32	8	15	-
2003 Totals			**15/3**	**137**	**627**	**4.6**	**61**	**3**	**24**	**180**	**7.5**	**29**	**0**

2002 Arizona Cardinals

				Rushing					Receiving				
Date	**Opp**	**W/L**	**P/S**	**Rush**	**Yds**	**Avg**	**Lg**	**TD**	**Rec**	**Yds**	**Avg**	**Lg**	**TD**
9/8	at WAS	L	S	17	54	3.2	11	-	3	7	2.3	10	-
9/15	at SEA	W	S	24	173	7.2	58t	1	2	18	9	11	-
9/22	SD	L	S	17	73	4.3	27	-	1	6	6	6	-
9/29	NYG	W	S	11	10	0.9	4	-	-	-	-	-	-
10/20	DAL	W	S	22	68	3.1	12	-	3	17	5.7	6	-
10/27	at SF	L	S	15	54	3.6	11	1	2	24	12	17	-
11/3	STL	L	S	12	25	2.1	8	-	4	31	7.8	11	-
11/10	SEA	L	S	11	24	2.2	6	-	3	8	2.7	6	-
11/17	at PHI	L	S	9	30	3.3	8	-	2	2	1	1	-
2002 Totals			**9/9**	**138**	**511**	**3.7**	**58t**	**2**	**20**	**113**	**5.7**	**17**	**0**

2001 Arizona Cardinals

				Rushing					Receiving				
Date	**Opp**	**W/L**	**P/S**	**Rush**	**Yds**	**Avg**	**Lg**	**TD**	**Rec**	**Yds**	**Avg**	**Lg**	**TD**
9/23	DEN	L	S	17	65	3.8	21	1	1	13	13.0	13	-
9/30	ATL	L	S	5	21	4.2	12	-	4	53	13.3	18	-
10/7	at PHI	W	P	5	13	2.6	5	-	-	-	-	-	-
10/14	at CHI	L	P	6	14	2.3	4	-	2	17	8.5	10	-
10/21	KC	W	P	7	26	3.7	13	1	-	-	-	-	-
10/28	at DAL	L	P	1	-1	-1.0	-1	-	4	21	5.3	10	-
11/4	PHI	L	P	6	14	2.3	5	-	-	-	-	-	-
11/11	NYG	L	P	5	15	3.0	8	-	-	-	-	-	-
11/18	DET	W	P	2	3	1.5	3	1	-	-	-	-	-
11/25	at SD	W	P	5	22	4.4	10	-	1	9	9.0	9	-
12/2	at OAK	W	P	10	36	3.6	10	1	1	10	10.0	10	-
12/9	WAS	L	P	2	2	1.0	1	-	-	-	-	-	-
12/15	at NYG	L	P	14	37	2.6	12	-	3	4	1.3	8	-
12/23	DAL	W	P	4	18	4.5	8	-	3	12	4.0	5	
12/30	at CAR	W	P	16	69	4.3	13	-	1	3	3.0	3	
1/6	at WAS	L	P	7	26	3.7	11	1	1	9	9.0	9	-
2001 Totals			**16/2**	**112**	**380**	**3.4**	**21**	**5**	**21**	**151**	**7.2**	**18**	**0**

2000 Arizona Cardinals				Rushing					Receiving				
Date	Opp	W/L	P/S	Rush	Yds	Avg	Lg	TD	Rec	Yds	Avg	Lg	TD
9/3	at NYG	L	S	12	16	1.3	7	-	4	18	4.5	6	-
9/10	DAL	W	S	23	70	3.0	9	-	2	30	15	20	-
9/24	GB	L	S	10	24	2.4	9	-	2	3	1.5	3	-
10/1	at SF	L	S	10	36	3.6	13	1	4	15	3.8	11	-
10/8	CLE	W	P	6	9	1.5	10	1	-	-	-	-	-
10/15	PHI	L	P	3	35	11.7	29	-	1	3	3	3	-
10/22	at DAL	L	P	11	50	4.5	16	-	2	15	7.5	8	-
10/29	NO	L	P	6	26	4.3	7	-	3	19	6.3	14	-
11/5	WAS	W	P	4	16	4.0	6	-	1	5	5	5	-
11/12	at MIN	L	P	3	3	1.0	2	-	2	17	8.5	11	-
11/19	at PHI	L	P	1	-2	-2.0	-2	-	3	38	12.7	15	-
11/26	NYG	L	P	2	11	5.5	12	-	1	4	4	4	-
12/10	at JAC	L	P	7	40	5.7	17	-	-	-	-	-	-
12/17	BAL	L	P	14	39	2.8	13	-	7	41	5.9	12	-
2000 Totals			**14/4**	**112**	**373**	**3.3**	**29**	**2**	**32**	**208**	**6.5**	**20**	**0**

DUSTIN KELLER

81
TIGHT END

6-2 / 248 / Purdue
24 years old (as of opening weekend)

Lafayette, IN/Jefferson HS
EXPERIENCE: NFL: 2 / Jets: 2nd
ACQUIRED: D1b (30), 2008 NFL Draft

CAREER HIGHLIGHTS

◊Ranked second in the NFL among rookie tight ends in receptions with 48 receptions for 535 yards (11.1 avg.) and three touchdowns.

◊In a preseason game vs. WAS, the rookie caught a four-yard touchdown reception in Brett Favre's Jets debut... Favre presented him with the touchdown ball autographed.

CAREER TRANSACTIONS

◊4/26/08, NYJ, D1b (30)

SEASON-BY-SEASON REVIEW

2008 (JETS) Finished the season ranked second in the NFL among rookie tight ends in receptions with 48 receptions for 535 yards and three touchdowns...Led Jets over the last eight games with 35 catches for 388 yards and a touchdown, tied for third among all tight ends...Three touchdowns placed him fifth among all rookie receivers...Registered first downs on 32 of his 48 receptions (67 percent), which ranked eighth among NFL tight ends. **SEASON HIGHLIGHTS: (11/30 vs. DEN)…**Led all receivers with seven receptions for 77 yards. **(11/13 at NE)**...Logged a team-high eight catches for 87 yards, including five third down conversions... In overtime on third-and-15, he caught a ball over the middle and pushed through Brandon Meriweather for 16 yards... Caught three passes for 32 yards in OT before Jay Feely's winning 34-yard field goal. **(11/9 vs. STL)**...Named Jets Offensive Player of the Game…Led all receivers with six receptions for 107 yards (17.8) and one touchdown, including a career-long 54-yard reception with 9:06 remaining in the first quarter. **(9/28 vs. ARI)**...Started in his first NFL game and had a 24-yard touchdown reception. **(9/22 at SD)**...Caught his first career touchdown on Monday Night Football. **(9/14 vs. NE)**...Recorded his first-career NFL reception, a 19-yard catch with 13:29 remaining in the fourth quarter.

BEFORE THE NFL

◊In 46 games (26 starts) at Purdue, he caught 142 passes for 1,882 yards (13.3 avg) and 16 touchdowns…He recovered a fumbled rushing attempt in the end zone for a score, posted four solo tackles and gained 54 yards on four kickoff returns, finishing with 102 points scored and an average of 42.1 all-purpose yards per game.

◊Honorable mention All-American by *Pro Football Weekly* in 2007, second team All-Big Ten as well as Team MVP as he caught 68 passes for 881 yards (13.0 avg) and seven touchdowns.

◊In 2006, earned honorable mention All-Conference after making 12 starts, finishing with 56 receptions for 771 yards (13.8 avg) and four touchdowns.

◊Moved to tight end from wide receiver in 2004.

◊As a senior at Jefferson HS, Keller set state records with 113 receptions for 1,804 yards (16.0 avg) and 22 touchdowns, earning first-team All-State honors… He also was the runner-up for the state's Top Receiver Award and a "Mr. Football" finalist…Named Area Co-Offensive Player of the Year by the *Journal & Courier*.

OFF THE FIELD

◊Majored in Organizational Leadership and Supervision at Purdue.

◊Son of Maureen and the late Willie Keller, Jr.

◊Father played basketball at Minnesota State University Moorhead, mother and grandmother, Linda Orr, are Purdue graduates … Grandfather, Dale Mulvey, played on the 1952 Purdue team that won the Big-Ten football championship.

◊Brothers, Dwight and Drew, also attended Purdue and brothers, Damien and Duran, currently attend Purdue.

◊Great-grandfather, Robert P. Siskind, was an electrical engineering professor at Purdue.

◊Participated in basketball and track and field in HS… Captured state high jump championship as senior, clearing 6-9 in a steady rain, after finishing second his junior year with a personal-best of 6-10.

◊Attended Project Hope at Times Square Church in Manhattan in 2008 to greet and support U.S. military members and underprivileged youth.

◊Participated in Taste of the NFL to raise money for the ShopRite Partners in Caring Fund, dedicated to fighting hunger throughout the New York metropolitan area.

DUSTIN KELLER'S GAME-BY-GAME STATISTICS

2008 New York Jets

Date	Opp	W/L	P/S	Rec	Yds	Avg	Lg	TD
9/7	at MIA	W	P	0	0	0	0	0
9/14	NE	L	P	1	19	19.0	19	0
9/22	at SD	L	P	4	41	10.3	14	1
9/28	ARI	W	S	1	24	24.0	24t	1
10/12	CIN	W	P	0	0	0	0	0
10/19	at OAK	L	P	1	6	6.0	6	0
10/26	KC	W	S	4	38	9.5	23	0
11/2	at BUF	W	S	2	19	9.5	15	0
11/9	STL	W	S	6	107	17.8	54	1
11/13	at NE	W	P	8	87	10.9	20	0
11/23	at TEN	W	P	6	42	7.0	16	0
11/30	DEN	L	P	7	77	11.0	20	0
12/7	at SF	L	S	2	14	7.0	9	0
12/14	BUF	W	S	3	35	11.7	20	0
12/21	at SEA	L	P	1	2	2.0	2	0
12/28	MIA	L	P	2	24	12.0	15	0
2008 Totals			**16/6**	**48**	**535**	**11.1**	**54**	**3**

DUSTIN KELLER'S CAREER STATISTICS

Yr/Tm	G/S	Rec	Yds	Avg	Lg	TD
08/NYJ	16/6	48	535	11.1	54	3

Additional Statistics
Kickoff Returns: 1-9 (9.0)

Career Bests
Receptions: 8 (11/13/08 at NE)
Receiving Yards: 107 (11/9/08 vs. STL)
Longest Reception: 54 (11/9/08 vs. STL)
Longest TD Reception: 24 (9/28/08 vs. ARI)

STARTS BY PLAYERS DRAFTED 2006-08

Yr-Rd	Rookie	Position	Starts
06-1st	D. Ferguson	LT	48
06-1st	Nick Mangold	C	48
06-2nd	Kellen Clemens	QB	8
06-3rd	Eric Smith	S	10
06-4th	L. Washington	RB	13
06-4th	Brad Smith	RB/WR	13
06-6th	Drew Coleman	CB	4
07-1st	Darrelle Revis	CB	32
07-2nd	David Harris	LB	20
07-7th	Chansi Stuckey	WR	2
08-1st	Dustin Keller	TE	6
08-4th	Dwight Lowery	CB	10
			214

JIM LEONHARD

36
SAFETY

5-8 / 186 / Wisconsin
26 years old (as of opening weekend)

Ladysmith, WI/Flambeau
EXPERIENCE: NFL: 5 / Jets: 1st
ACQUIRED: UFA (BAL, 3/3/09)
ENTERED NFL: Undrafted FA (BUF, 4/29/05)

CAREER HIGHLIGHTS

◊A veteran of 54 NFL games with 20 starts...Recorded 144 tackles, one sack, three interceptions, nine passes defensed and one touchdown, which he scored on a 35-yard interception return at CIN, 11/30/08...Recorded 19 special teams tackles.

◊Recorded 326 yards on 31 punt returns (10.5 avg.) and 249 yards on 11 kickoff returns (22.6 avg.).

◊Saw action in three postseason games, all starts, and recorded 16 tackles, 0.5 sacks, one interception, one pass defensed, one forced fumble and two fumble recoveries... Returned nine punts for 115 yards (22.8 avg.).

◊Registered his first NFL start at NYJ, 12/10/06, recording five tackles and another stop on special teams.

◊Only undrafted rookie to make the Bills 2005 opening day 53-man roster.

CAREER TRANSACTIONS

◊3/3/09, NYJ, Signed, UFA (BAL)

◊4/28/08, BAL, Signed, FA

◊9/13/06, BUF, Signed, FA

◊9/2/06, BUF, Waived

◊4/29/05, BUF, Signed, Undrafted FA

SEASON-BY-SEASON REVIEW

2008 (BAL) Played in all 16 games, with a career-high 13 starts for the NFL's second ranked defense and posted a career-high 85 tackles, his first-career sack, six passes defensed and one interception…He assumed the starting role after an injury sidelined starter Dawan Landry in Week Two… He also returned 20 punts for 232 yards and eight kickoffs for 163 yards. **POSTSEASON**: Started all three postseason games and finished third on the Ravens defense with 16 tackles, 0.5 sacks, one interception, one pass defensed, one forced fumble and two fumble recoveries…Recorded nine punt returns for 115 yards. **(1/18/09 at PIT)**...Reeled off a 45-yard punt return in the AFC Championship Game. **(1/4/09 at MIA)**...Intercepted Chad Pennington and also split a sack of Pennington with Haruki Nakamura in AFC Wild Card Game. **SEASON HIGHLIGHTS**: **(11/30 at CIN)**… Posted an interception of Jared Palmer, which he returned 35 yards for his first career touchdown. **(10/26 vs. OAK)**… Returned four punts for 63 yards, including a career-long 46-yarder. **(10/19 at MIA)**…Led the secondary with nine solo tackles (career high for solo tackles). **(9/29 at PIT)**… Made his first start of the season for an injured Dawan Landry and had six tackles. **(9/21 vs. CLE)**…Recorded his first career sack, a loss of seven yards on Derek Anderson...Also returned three kickoffs for 78 yards and a punt for 21 yards.

2007 (BUF) Saw action in 13 games (missed three games with a calf injury), including a then career-best six starts... Recorded a career-high 51 tackles, including 40 solo and his first career interception, as well as three passes defensed and five special teams tackles on the year. **SEASON HIGHLIGHTS**: **(12/30 at PHI)**…Started and finished with six tackles (all solo) in the season finale. **(12/16 at CLE)**... Recorded six tackles on defense…Also registered two kickoff returns for 32 yards (16.0 avg.) and two punt returns for 18 yards. **(9/16 at PIT)**…Posted seven tackles and one interception on Ben Roethlisberger, which he returned 24 yards. **(9/9 vs. DEN)**…Tied for the team lead with a career-high 11 tackles and intercepted Jay Cutler, the first of his career, returning it 36 yards.

2006 (BUF) Played in 15 games, including his first-career start...Finished the season with six tackles (four solo) from scrimmage and established a then career high with nine special teams tackles. **SEASON HIGHLIGHTS**: **(12/10 at NYJ)**…Made his first-career start and recorded five tackles on defense and added another stop on special teams. **(12/3 vs. SD)**…Posted one special teams tackle and recorded a career-long 32-yard punt return, setting up a Bills touchdown. **(11/12 at IND)**…Led the team with two special teams tackles and recorded an 18-yard kickoff return on a lateral from Terrence McGee.

2005 (BUF) Saw action in 10 games after making the team as an undrafted free agent...Recorded four special teams tackles and two tackles from scrimmage as a rookie... **SEASON HIGHLIGHTS**: **(12/24 at CIN)**…Saw action from scrimmage and played on special teams, returning his first-career kickoff for 36 yards…Also saw action from scrimmage, but did not record a tackle. **(11/27 vs. CAR)**... Played on special teams and registered three tackles. **(10/2 at NO)**…Played in his first-career game on special teams, but did not record a tackle.

BEFORE THE NFL

◊ Played in 51 games, including 39 starts during his four-year career at Wisconsin.

◊ Started every game his last three seasons and was a four-year letterman for the Badgers, finishing his career with 281 total tackles, ranking 21st in UW history.

◊ Tied UW record with 21 interceptions, tied for fourth-most in Big Ten history...Ranked fourth in school history with 50 passes defensed.

◊ Big Ten career leader in punt return yardage (1,347), with 105 punt returns placing him third in league history... Fourth player in school history with three career punt returns for touchdowns.

◊ Two-time first-team All-State selection, who captained Flambeau HS (Tony, WI) as a junior and senior.

◊ Recorded eight interceptions and 120 tackles, earning team MVP honors as a senior.

OFF THE FIELD

◊ Majored in kinesiology while at Wisconsin.

◊ Married to the former Katie Childs.

◊ Born James Andrews Leonhard.

◊ Runs Jim Leonhard Football Skills Camp for high school players each June at Flambeau HS (began in 2008).

JIM LEONHARD'S CAREER STATISTICS

Year/Tm	G/S	TT	S	A	Sk	Yds	Int	Yds	Lg	TD	PD	FF	FR	Yds	TD
05/BUF	10/0	2	1	1	0.0	0.0	0	0	0	0	0	0	0	0	0
06/BUF	15/1	6	4	2	0.0	0.0	0	0	0	0	0	0	1	0	0
07/BUF	13/6	51	40	11	0.0	0.0	2	60	36	0	2	0	0	0	0
08/BAL	16/13	85	61	24	1.0	7.0	1	35	35t	1	6	0	1	0	0
Totals	**54/20**	**144**	**106**	**38**	**1.0**	**7.0**	**3**	**95**	**36**	**1**	**8**	**0**	**2**	**0**	**0**

Additional Statistics
Special Teams Tackles: 19 (career); 1 (2008); 5 (2007); 9 (2006); 4 (2005).
Punt Returns: 31-326, 10.5 per return (Career): 20-232, 11.6 per return (2008); 4-36, 9.0 per return (2007); 7-58, 8.3 per return (2006).
Kickoff Returns: 11-249, 22.6 per return (Career): 8-163, 20.4 per return (2008); 2-32 (2007); 0-18 (2006); 1-36 (2005).
Fumbles/Fumbles Lost (Punt Returns): 4/0 (Career): 1/0 (2008); 1/0 (2007); 2/0 (2006).

Career Bests
Tackles: 11 (vs. DEN, 9/9/07)
Solo Tackles: 9 (at MIA, 10/19/08)
Interceptions: 1 (three times, last at CIN, 11/30/08)
Sacks: 1 (vs. CLE, 9/21/08)

CAREER POSTSEASON STATISTICS

Year/Tm	G/S	TT	S	A	Sk	Yds	Int	Yds	Lg	TD	PD	FF	FR	Yds	TD
08/BAL	3/3	16	14	2	0.5	5.0	1	20	20	0	1	1	2	-	-

Additional Statistics
Punt Returns: 9-115, 12.8 per return.
Special Teams Fumbles Recovered: 1-0.

JIM LEONHARD GAME-BY-GAME

2008 Baltimore Ravens

Date	Opp	W/L	P/S	TT	S	A	Sk	Yds	Int	Yds	Avg	TD	PD	FF	FR	Yds	TD
9/7	CIN	W	P	1	0	1	-	-	-	-	-	-	-	-	-	-	-
9/21	CLE	W	P	1	1	0	1	7	-	-	-	-	1	-	-	-	-
9/29	at PIT	L	S	6	5	1	-	-	-	-	-	-	-	-	-	-	-
10/5	TEN	L	S	7	6	1	-	-	-	-	-	-	-	-	-	-	-
10/12	at IND	L	S	4	0	4	-	-	-	-	-	-	-	-	-	-	-
10/19	at MIA	W	S	9	9	0	-	-	-	-	-	-	1	-	-	-	-
10/26	OAK	W	S	4	2	2	-	-	-	-	-	-	-	-	-	-	-
11/2	at CLE	W	S	6	5	1	-	-	-	-	-	-	-	-	-	-	-
11/9	at HOU	W	S	7	4	3	-	-	-	-	-	-	-	-	-	-	-
11/16	at NYG	L	P	7	4	3	-	-	-	-	-	-	-	-	-	-	-
11/23	PHI	W	S	6	5	1	-	-	-	-	-	-	-	-	-	-	-
11/30	at CIN	W	S	1	1	0	-	-	1	35	35.0	1	1	-	-	-	-
12/7	WAS	W	S	8	5	3	-	-	-	-	-	-	2	-	-	-	-
12/14	PIT	L	S	8	5	3	-	-	-	-	-	-	1	-	-	-	-
12/20	at DAL	W	S	4	4	0	-	-	-	-	-	-	-	-	-	-	-
12/28	JAC	W	S	6	5	1	-	-	-	-	-	-	-	-	-	-	-
2008 Totals			**16/13**	**85**	**61**	**24**	**1**	**7**	**1**	**35**	**35.0**	**1**	**6**	**0**	**0**	**0**	**0**

2008 Postseason

Date	Opp	W/L	P/S	TT	S	A	Sk	Yds	Int	Yds	Avg	TD	PD	FF	FR	Yds	TD
1/4/09	at MIA	W	S	7	6	1	0.5	5	1	20	20.0	0	1	-	-	-	-
1/10/09	at TEN	W	S	5	5	0	-	-	-	-	-	-	-	1	1	0	0
1/18/09	at PIT	L	S	4	3	1	-	-	-	-	-	-	-	-	1	0	0
Totals			**3/3**	**16**	**14**	**2**	**0.5**	**5**	**1**	**20**	**20.0**	**0**	**1**	**1**	**2**	**0**	**0**

2007 Buffalo Bills

Date	Opp	W/L	P/S	TT	S	A	Sk	Yds	Int	Yds	Avg	TD	PD	FF	FR	Yds	TD
9/9	DEN	L	P	11	7	4	-	-	1	36	36.0	0	-	-	-	-	-
9/16	at PIT	L	S	7	5	2	-	-	1	24	24.0	0	1	-	-	-	-
9/23	at NE	L	S	5	3	2	-	-	-	-	-	-	-	-	-	-	-
9/30	NYJ	W	S	5	5	0	-	-	-	-	-	-	-	-	-	-	-
10/8	DAL	L						**INACTIVE**									
10/21	BAL	W						**INACTIVE**									
10/28	at NYJ	W						**INACTIVE**									
11/4	CIN	W	P	-	-	-	-	-	-	-	-	-	-	-	-	-	-
11/11	at MIA	W	P	-	-	-	-	-	-	-	-	-	-	-	-	-	-
11/18	NE	L	P	-	-	-	-	-	-	-	-	-	-	-	-	-	-
11/25	at JAC	L	P	3	2	1	-	-	-	-	-	-	-	-	-	-	-
12/2	at WAS	W	S	3	3	0	-	-	-	-			1	-	-	-	-
12/9	MIA	W	P	4	3	1	-	-	-	-	-	-	-	-	-	-	-
12/16	at CLE	L	S	6	6	0	-	-	-	-	-	-	-	-	-	-	-
12/23	NYG	L	P	1	0	1	-	-	-	-	-	-	-	-	-	-	-
12/30	at PHI	L	S	6	6	0	-	-	-	-	-	-	-	-	-	-	-
2007 Totals			**13/6**	**51**	**40**	**11**	**0**	**0**	**2**	**60**	**30.0**	**0**	**2**	**0**	**0**	**0**	**0**

2006 Buffalo Bills

Date	Opp	W/L	P/S	TT	S	A	Sk	Yds	Int	Yds	Avg	TD	PD	FF	FR	Yds	TD
9/10	at NE	L					--- NOT WITH TEAM ---										
9/17	at MIA	W	P	-	-	-	-	-	-	-	-	-	-	-	-	-	-
9/24	NYJ	L	P	-	-	-	-	-	-	-	-	-	-	-	-	-	-
10/1	MIN	W	P	-	-	-	-	-	-	-	-	-	-	-	-	-	-
10/8	at CHI	L	P	-	-	-	-	-	-	-	-	-	-	-	-	-	-
10/15	at DET	L	P	-	-	-	-	-	-	-	-	-	-	-	-	-	-
10/22	NE	L	P	-	-	-	-	-	-	-	-	-	-	-	-	-	-
11/5	GB	W	P	-	-	-	-	-	-	-	-	-	-	-	-	-	-
11/12	at IND	L	P	-	-	-	-	-	-	-	-	-	-	-	-	-	-
11/19	at HOU	W	P	-	-	-	-	-	-	-	-	-	-	-	-	-	-
11/26	JAC	W	P	-	-	-	-	-	-	-	-	-	-	-	-	-	-
12/3	SD	L	P	-	-	-	-	-	-	-	-	-	-	-	-	-	-
12/10	at NYJ	W	S	5	4	1	-	-	-	-	-	-	-	-	-	-	-
12/17	MIA	W	P	-	-	-	-	-	-	-	-	-	-	-	-	-	-
12/24	TEN	L	P	1	0	1	-	-	-	-	-	-	-	-	-	-	-
12/31	at BAL	L	P	-	-	-	-	-	-	-	-	-	-	-	-	-	-
2006 Totals			**15/1**	**6**	**4**	**2**	**0**	**0**	**0**	**0**	**0**	**0**	**0**	**0**	**0**	**0**	**0**

2005 Buffalo Bills

Date	Opp	W/L	P/S	TT	S	A	Sk	Yds	Int	Yds	Avg	TD	PD	FF	FR	Yds	TD
9/11	HOU	W						INACTIVE									
9/18	at TB	L						INACTIVE									
9/25	ATL	L						INACTIVE									
10/2	at NO	L	P	-	-	-	-		-	-	-	-	-	-	-	-	-
10/9	MIA	W	P	-	-	-	-		-	-	-	-	-	-	-	-	-
10/16	NYJ	W						INACTIVE									
10/23	at OAK	L						INACTIVE									
10/30	at NE	L						INACTIVE									
11/13	KC	W	P	-	-	-	-		-	-	-	-	-	-	-	-	-
11/20	at SD	L	P	-	-	-	-		-	-	-	-	-	-	-	-	-
11/27	CAR	L	P	2	1	1	-		-	-	-	-	-	-	-	-	-
12/4	at MIA	L	P	-	-	-	-		-	-	-	-	-	-	-	-	-
12/11	NE	L	P	-	-	-	-		-	-	-	-	-	-	-	-	-
12/17	DEN	L	P	-	-	-	-		-	-	-	-	-	-	-	-	-
12/24	at CIN	W	P	-	-	-	-		-	-	-	-	-	-	-	-	-
1/1	at NYJ	L	P	-	-	-	-		-	-	-	-	-	-	-	-	-
2005 Totals			**10/0**	**2**	**1**	**1**	**0**	**0**	**0**	**0**	**0**	**0**	**0**	**0**	**0**	**0**	**0**

MONDAY NIGHT MIRACLE

The Meadowlands, NJ - With both teams 5-1 and battling for AFC East position, the Monday Night showdown between the Jets and Dolphins was set up to be a special game, another classic New York-Miami showdown. Little did anyone know what the next four hours would hold.

For Jets' fans, it began as a nightmare. Down 17-0 after one quarter, the Jets were outgained, 207-9. Trailing 23-7 at the half, the heralded Jets' defense had surrendered 299 yards of offense. The Jets' three third quarter drives featured a three-and-out, an INT and a failed fourth down. Nothing indicated a comeback. When Miami's Lamar Smith scored with 12 seconds left in the quarter to give the Dolphins a 30-7 lead, the partisan Jets' crowd started heading for the parking lots and no one batted an eye. As the fourth quarter began, Vinny Testaverde completed a four play, 75-yard drive with a 30-yard strike to Laveranues Coles--Coles' first career TD reception. The Jets' two-point conversion attempt failed, and with 13:49 on the clock, the scoreboard read 30-13.

Four minutes later, Testaverde hit Jermaine Wiggins on a one-yard TD and now it was 30-20 with 9:51 remaining. Next, John Hall's field goal with 5:43 to go cut Miami's lead to a touchdown, 30-23, and now the Jets' fans were coming back from the parking lots and the national television audience was re-engaged. The comeback was seemingly complete when Testaverde found Wayne Chrebet for a 24-yard TD and with 3:55 left. The score now tied, 30-30.

But the Dolphins' Brock Marion returned the ensuing kickoff into Jets' territory and on the next play, Jay Fiedler found Leslie Shepherd for a 46-yard touchdown and the Jets' fans were back to being stunned.

Testaverde wasn't done, though. He drove the Jets down to the four yard-line, where he faced a fourth-and-one at the two minute warning. A two-yarder to Richie Anderson kept hope alive for the Jets, and after a loss of one yard, the QB capped the nine-play, 57-yard drive with a three-yard flip to Jumbo Elliott, who had reported as a tackle-eligible. Elliott bobbled the ball before bringing it in safely for the touchdown. Now the score was tied at 37, and the teams headed to overtime.

New York's Marcus Coleman thwarted the Dolphins' first possession by picking off Jay Fiedler's pass, only to be stripped of the ball, which was recovered by the Dolphins' Orande Gadsden. But five plays later, Coleman picked off Fiedler again. Testaverde then topped off the night by driving the Jets into field goal range, where Hall drove it home from 40 yards to complete the Monday Night Miracle.

In the fourth quarter, the Jets scored 30 points, had 20 first downs. Testaverde had 235 yards and four TD passes in the fourth quarter after just 102 yards and three INT in the first three quarters. He finished the game 36 of 59 for 378 yards, with five TD and three INT.

Dolphins	17	6	7	7	0	-	**37**
Jets	0	7	0	30	3	-	**40**

Scoring Summary

1st	MIA - FG Mare 28
	MIA - Shepherd 42 pass from Fiedler (Mare kick)
	MIA - L. Smith 68 run (Mare kick)
2nd	MIA - FG Mare 42
	NYJ - Chrebet 10 pass from Testaverde (Hall kick)
	MIA - FG Mare 44
3rd	MIA - L. Smith 3 run (Mare kick)
4th	NYJ - Coles 30 pass from Testaverde (2pt conversion failed)
	NYJ - Wiggins 1 pass from Testaverde (Hall kick)
	NYJ - FG Hall 34
	NYJ - Chrebet 24 pass from Testaverde (Hall kick)
	MIA - Shepherd 46 pass from Fiedler (Mare kick)
	NYJ - Jumbo Elliott 3 pass from Testaverde (Hall kick)
OT	NYJ - FG Hall 40

21 DEFENSIVE BACK

DWIGHT LOWERY

5-11 / 198 / San Jose State
23 years old (as of opening weekend)

Santa Cruz, CA/Soquel HS
EXPERIENCE: NFL: 2 / Jets: 2nd
ACQUIRED: D4 (114), 2008 NFL Draft

CAREER HIGHLIGHTS

◊Played in all 16 games, starting the first 10 in his rookie season with 58 tackles, one interception, five forced fumbles and 17 passes defensed.

◊Started in his first NFL game at the season opener at MIA, 9/7/08.

◊Recorded first career interception on Jay Cutler vs. DEN, 11/30/08.

CAREER TRANSACTIONS

◊4/27/08, NYJ, D4 (114)

SEASON-BY-SEASON REVIEW

2008 (JETS) Saw action in all 16 games, making starts at right cornerback in the first 10 games…Finished with 58 tackles, one interception, five forced fumbles and 17 passes defensed. **SEASON HIGHLIGHTS: (12/21 at SEA)**…Recorded a career-best two forced fumbles…With 10:34 remaining in the second quarter, stripped TE Will Heller…The ball was recovered by teammate DB Darrelle Revis...His second forced fumble of the day came later in the quarter with SEA threatening to score inside the Jets five-yard line, Lowery stripped FB Leonard Weaver. **(11/30 vs. DEN)**…Recorded first career interception (QB Jay Cutler) leading to a 30-yard Jay Feely field goal with 7:13 remaining in the third quarter. **(11/9 vs. STL)**… Recorded a forced fumble for the second consecutive week, with 5:44 remaining in the first half that led to a 46-yard Jay Feely field goal. **(11/2 at BUF)**Forced a fumble with 1:59 remaining in the fourth quarter. (**9/28 vs. ARI)**…Registered a career-high nine tackles (eight solo)…Added one pass defensed and a forced fumble. **(9/22 at SD)**…Tallied two passes defensed during the Chargers second offensive series, breaking up a would-be Antonio Gates touchdown, limiting the Chargers to only a field goal with 5:44 remaining in the first quarter. **(9/7 at MIA)**…Started in his first NFL career game, recording four total tackles (three solo) and three passes defensed.

BEFORE THE NFL

◊In 25 games at San Jose State, all starting assignments, Lowery picked 13 passes, gaining 147 yards in returns with one score…Added 315 yards and a touchdown on 24 punt returns and deflected 14 passes…Also recovered three fumbles and posted 92 tackles (53 solos).

◊First team AFCA All-American, All-WAC selection and Lott Trophy quarterfinalist in 2007, when he started all 12 games at CB, logging 44 tackles (30 solos)…Deflected seven passes and intercepted four passes for 36 yards, including a 24-yard interception for a touchdown vs. Colt Brennan and Hawai'i.

◊Recorded a school-record nine interceptions in 2006, logged interceptions in four straight games and had three picks vs. Cal Poly…Earned AFCA, FWAA All-America honors, third-team AP All-America honors and All-WAC honors.

◊In two seasons at Cabrillo College, he picked off 13 passes in 15 games as a free safety, scoring twice…Also scored on a blocked punt, a blocked field goal and a kickoff return, handling ten kickoffs for 300 yards…Recorded 95 tackles with two fumble recoveries, a forced fumble and six pass breakups…Rushed once for an 18-yard gain.

◊Two-time All-Santa Cruz Coast Athletic League pick as a defensive back, adding All-League accolades as a running back during his senior campaign.

◊Recorded 23 touchdowns on the ground and 25 total scores in 2003.

◊At Soquel HS, set the county record with seven touchdowns in a single game vs. Sacred Heart.

◊In 20 high school games, he intercepted 20 passes.

OFF THE FIELD

◊Sociology major.

◊Raised by his mother, Tracy Rivers.

◊Sister, Aujanae, had open-heart surgery as a baby to correct a heart defect, and Lowery grew to be her father-figure.

◊Attended Project Hope at Times Square Church, Manhattan in 2008, to greet and support U.S. military members and underprivileged youth.

◊Also lettered in basketball at Soquel HS as a three-year starter earning League Most Valuable Player honors as a junior, leading his squad to the Central Coast Section Playoffs.

◊Participated in Jets Taste of the NFL dedicated to fighting hunger throughout the New York metropolitan area.

◊Helped raise funds for Lupus research by participating in the ALR Long Island Walk With Us to Cure Lupus in 2008.

DWIGHT LOWERY'S CAREER STATISTICS

Year/Tm	G/S	TT	S	A	Sk	Yds	Int	Yds	Lg	TD	PD	FF	FR	Yds	TD
08/NYJ	16/10	58	50	8	-	-	1	0	0	-	17	5	-	-	-
Totals	**16/10**	**58**	**50**	**8**	**-**	**-**	**1**	**0**	**0**	**-**	**17**	**5**	**-**	**-**	**-**

Career Bests
Tackles: 9 (9/28 vs. ARI)
Solo Tackles: 8 (9/28 vs. ARI)
Passes Defensed: 3 (9/7 at MIA)
Interceptions: 1 (11/30 vs. DEN)

DWIGHT LOWERY GAME-BY-GAME

2008 New York Jets

Date	Opp	W/L	P/S	TT	S	A	Sk	Yds	Int	Yds	Avg	TD	PD	FF	FR	Yds	TD
9/7	at MIA	W	S	4	3	1	-	-	-	-	-	-	3	-	-	-	-
9/14	NE	L	S	2	2	0	-	-	-	-	-	-	-	-	-	-	
9/22	at SD	L	S	3	2	1	-	-	-	-	-	-	2	-	-	-	-
9/28	ARI	W	S	9	8	1	-	-	-	-	-	-	1	1	-	-	
10/12	CIN	W	S	4	2	2	-	-	-	-	-	-	2	-	-	-	-
10/19	at OAK	L	S	7	6	1	-	-	-	-	-	-	1	-	-	-	-
10/26	KC	W	S	5	5	0	-	-	-	-	-	-	1	-	-	-	-
11/2	at BUF	W	S	4	4	0	-	-	-	-	-	-	-	1	-	-	-
11/9	STL	W	S	4	4	0	-	-	-	-	-	-	1	1	-	-	-
11/13	at NE	W	S	6	5	1	-	-	-	-	-	-	3	-	-	-	-
11/23	at TEN	W	P	1	1	0	-	-	-	-	-	-	1	-	-	-	-
11/30	DEN	L	P	1	0	1	-	-	1	0	0.0	0	1	-	-	-	-
12/7	at SF	L	P	3	3	0	-	-	-	-	-	-	-	-	-	-	-
12/14	BUF	W	P	2	2	0	-	-	-	-	-	-	1	-	-	-	-
12/21	at SEA	L	P	1	1	0	-	-	-	-	-	-	-	2	-	-	-
12/28	MIA	L	P	2	2	0	-	-	-	-	-	-	-	-	-	-	-
2008 Totals			**16/10**	**58**	**50**	**8**	**0**	**0**	**1**	**0**	**0.0**	**0**	**17**	**5**	**0**	**0**	**0**

LARGEST HALFTIME LEADS, FRANCHISE HISTORY

(Home team in CAPS)

Date	Halftime Score	Lead	Final Score
11/9/08	JETS 40, St. Louis 0	40	JETS, 47-3
9/26/93	JETS 35, New England 0	35	JETS, 45-7
9/28/08	JETS 34, Arizona 0	34	JETS, 56-35
11/3/85	Jets 35, INDIANAPOLIS 3	32	Jets, 35-17
12/3/06	Jets 31, GREEN BAY 0	31	Jets, 38-10
10/8/78	JETS 35, Buffalo 7	28	JETS, 45-14
11/21/82	JETS 27, Baltimore Colts 0	27	JETS, 37-0

74 CENTER

NICK MANGOLD

6-4 / 305 / Ohio State
25 years old (as of opening weekend)

Centerville, OH / Archbishop Alter HS
EXPERIENCE: NFL: 4 / Jets: 4th
ACQUIRED: D1b (29), 2006 NFL Draft ft

CAREER HIGHLIGHTS

◊Started all 48 games and one postseason game in his first three seasons.

◊Named to start first Pro Bowl after 2008 season.

◊First center in Jets' history to start every game his rookie season in 2006.

◊Selected to the All-Rookie Team in 2006 as voted by *Pro Football Weekly* and the Pro Football Writers' Association, also mentioned as an AFC Offensive Rookie of the Year candidate by several publications and analysts.

◊With teammate D'Brickashaw Ferguson (4th overall pick, 2006 NFL Draft), they were the first pair of offensive linemen selected by the same team in the first round since the Los Angeles Rams in 1975 (Dennis Harrah and Doug France).

◊Combined with D'Brickashaw Ferguson, Leon Washington, Brad Smith and Drew Coleman for 47 starts by the rookie class in 2006.

CAREER TRANSACTIONS

◊4/29/08, NYJ, *D1 (29)

SEASON-BY-SEASON REVIEW

2008 (JETS) Part of an offensive line in which all five players started all 16 games...First-time Pro Bowler Thomas Jones led the AFC in rushing (1,312 yards) as the Jets finished ninth in rushing in the NFL (125.3 per game) and fifth in yards per carry (4.7)…Voted to the Pro Bowl as a starter for the first time. **SEASON HIGHLIGHTS: (12/14 vs. BUF)**…Helped pave the way for the Jets 165 yards rushing and 6.5 yards per carry average, including a 47-yard touchdown run by Leon Washington. **(11/30 vs. DEN)**…Key to Jets ground game, which averaged 7.5 yards per carry, featuring 138 yards and two touchdowns by Thomas Jones. **(11/23 at TEN)**…Played a role in Jets 192-yard rushing performance in victory over previously unbeaten TEN, which included a 61-yard touchdown run by Leon Washington. **(11/9 VS. STL)**… Line led the way for the Jets 206-yard rushing performance on 43 carries, while allowing no sacks in victory. **(10/19 at OAK)**…Offensive line played key role in aiding Jets running backs to rush for season-high 242 yards on 33 carries (7.3 yards per carry).

2007 (JETS) Started all 16 games at center for the second consecutive season. **SEASON HIGHLIGHTS: (12/2 at MIA)**…Started 28th consecutive game at center, and helped pave the way for 163 rushing yards and three rushing touchdowns. **(11/18 vs. PIT)**…Started at center and helped pave the way for Thomas Jones' third 100-yard rushing performance of the season against the number one ranked defense in the league at the time. **(9/23 vs. MIA)**…Started at center and helped pave the way for Thomas Jones' 110 rushing yards on 25 carries. **(9/16 at BAL)**…Started 18th consecutive game at center and recorded the first reception of his career for -3 yards when he caught a batted ball thrown by Kellen Clemens.

2006 (JETS) Became the first rookie center in Jets history to start all 16 games…Also started the postseason game. **POSTSEASON: (1/7 at NE)**…Started in the Wild Card Playoff Game loss at NE…Helped protect QB Chad Pennington as he threw for 300 yards and a touchdown. **SEASON HIGHLIGHTS: (12/17 at MIN)**…Helped Pennington throw for 339 yards. **(12/3 at GB)**…Helped the Jets rush for 178 yards, including Cedric Houston's first career 100-yard performance. **(10/22 vs. DET)**…He helped six Jets rush for a season-high 221 yards and three touchdowns. **(10/8 at JAC)**…Helped Leon Washington record the first 100-yard rushing performance of his career. **(9/10 at TEN)**…In his first career game, helped protect Pennington as he threw for 319 yards and two touchdowns in the opening week victory.

BEFORE THE NFL

◊Three-year starter for Ohio State, serving as a co-captain his senior season.

◊Was an Outland Trophy finalist as well as a finalist for the Rimington Trophy, presented to the top center in the country, after not allowing a sack his entire senior season.

◊Started every game at center in 2005, helping the offense generate 5,068 yards, an average of 422.3 yards per game.

◊Three-year starter on both offense and defense, and a first-team All-Ohio pick as a senior at Archbishop Alter HS.

◊Enjoys traveling in the Carribean.

OFF THE FIELD

◊Mangold and his wife, Jenny, were married in April 2007.

◊Grew up in Centerville, OH with Bucs' K Mike Nugent and Packers' LB A.J. Hawk, and all three attended Ohio State… Also from Centerville: ESPN analyst Kirk Herbstreit, former Eagles defensive lineman Andy Harmon and actor Gordon Jump.

◊Earned three letters in wrestling and two in track (shot put).

◊Appeared on Rachael Ray Show Super Bowl week in 2009 as part of a cooking competition in which he made chili.

◊One of the Jets' spokesmen for annual Taste of the NFL in New York City, to help raise money to fight hunger in the New York metropolitan area the past two seasons.

◊Participated in Atlantic Health Jets Training Center ground-breaking in 2007.

◊Hosted the NFL's "Take a Player to School" 2008 winners announcement and attended Veterans Memorial Elementary School in Union City, NJ in Dec. 2008 with student Donovan Sanchez.

◊Helped raise money and provide holiday cheer for terminally ill children at the Marty Lyons Foundation Holiday Party in 2006.

◊Nick is the oldest of four, with three younger sisters…His sister Holley was an offensive lineman at Archbishop Alter HS, the first girl to play on the line in an Ohio Division III high school football game, and is a champion powerlifter…Nick and Holley appeared on "The Today Show" before the start of the 2007 season.

◊Favorite TV shows are "The Office" and "Entourage".

◊Has his own website, nickmangold.net.

NICK MANGOLD'S CAREER STATISTICS

GAMES PLAYED/GAMES STARTED: Career (48/48) [1/1]; 2008 (16/16); 2007 (16/16); 2006 (16/16) [1/1]

BRANDON MOORE

65
GUARD

6-3 / 305 / Illinois
29 years old (as of opening weekend)

Gary, IN/West Side HS
EXPERIENCE: NFL: 7 / Jets: 7th
ACQUIRED: Undrafted FA (4/29/02)

CAREER HIGHLIGHTS

◊Started 73 consecutive regular season games and three postseason games at right guard for the Jets.

◊Part of two offensive lines that paved the way for rushing champions: Curtis Martin (1,697, 2004 NFL rushing title); Thomas Jones (1,312, 2008 AFC rushing title).

◊The Jets' 2004 rushing total (2,388) ranked second all-time in Club history; the 2008 rushing average (4.7) set a franchise record.

◊Allocated to Scottish Claymores of NFL Europe in 2003, where he played guard on a team that went 6-4.

◊Switched to offensive guard from defensive tackle during the Jets' 2002 training camp and was signed to the Jets practice squad on the day before Christmas, 2002.

CAREER TRANSACTIONS

◊ 3/2/09, NYJ, Re-signed, FA
◊ 2/26/09, NYJ, Released
◊ 11/2/04, NYJ, Signed, Contract extension
◊ 10/22/03, NYJ, Signed, Active roster
◊ 9/1/03, NYJ, Signed, Practice squad
◊ 8/31/03, NYJ, Waived
◊ 2/6/03, NYJ, Allocated, NFL Europe
◊ 12/24/02, NYJ, Signed, Practice squad
◊ 8/26/02, NYJ, Waived
◊ 4/29/02, NYJ, Signed, Undrafted FA

SEASON-BY-SEASON REVIEW

2008 (JETS) Part of an offensive line in which all five players started all 16 games…First-time Pro Bowler Thomas Jones led the AFC in rushing (1,312 yards) as the Jets finished ninth in rushing in the NFL (125.3 per game) and fifth in yards per carry (4.7). **SEASON HIGHLIGHTS: (12/14 vs. BUF)**…Helped pave the way for the Jets 165 yards rushing and 6.5 yards per carry average, including a 47-yard touchdown run by Leon Washington. **(11/30 vs. DEN)**…Key to Jets ground game, which averaged 7.5 yards per carry, featuring 138 yards and two touchdowns by Thomas Jones. **(11/23 at TEN)**…Played a role in Jets 192-yard rushing performance in victory over previously unbeaten TEN, which included a 61-yard touchdown run by Leon Washington. **(11/9 VS. STL)**…Line led the way for the Jets 206-yard rushing performance on 43 carries, while allowing no sacks in victory. **(10/19 at OAK)**…Offensive line played key role in aiding Jets running backs to rush for season-high 242 yards on 33 carries (7.3 yards per carry).

2007 (JETS) Started all 16 games at right guard for the third consecutive season, increasing his games started streak to 57. **SEASON HIGHLIGHTS: (12/2 at MIA)**…Helped pave the way for 163 rushing yards and three rushing touchdowns. **(11/18 vs. PIT)**…Part of the line that was instrumental in Thomas Jones' third 100-yard rushing performance of the season against the number one ranked defense in the league at the time. **(9/23 vs. MIA)**…Helped lead the way for Thomas Jones' 110 rushing yards on 25 carries.

2006 (JETS) Started all 16 games at right guard for the second consecutive season. **POSTSEASON: (1/7 at NE)**…Started in the Wild Card loss and helped protect Chad Pennington as he threw for 300 yards and a touchdown. **SEASON HIGHLIGHTS: (12/17 at MIN)**…Helped Pennington throw for a career-high 339 yards. **(12/3 at GB)**…Part of an offensive line that didn't allow a sack and helped the Jets tally 441 yards and five touchdowns. **(10/22 vs. DET)**…Helped six different Jets rush for a season-high 221 yards and three touchdowns. **(10/8 at JAC)**…Helped Leon Washington record the first 100-yard rushing game of his career. **(9/24 at BUF)**…Named Jets' Offensive Player of the Week in which he helped the Jets rush for two touchdowns and throw for a third.

2005 (JETS) Started all 16 games at right guard. **SEASON HIGHLIGHTS: (12/18 at MIA)**…Started his 30th game at RG and was part of an offensive line that blocked for Brooks Bollinger's career-high 327 passing yards and Cedric Houston's 84 rushing yards. **(12/11 vs. OAK)**…Part of an offensive line that blocked for 184 rushing yards. **(10/16 at BUF)**…Part of an offensive line that blocked for two rushing touchdowns and 149 rushing yards. **(10/9 vs. TB)**…Part of an offensive line that blocked for two rushing touchdowns.

2004 (JETS) Started 13 games and two postseason games at right guard, missing three games in the middle of the season due to injury…Started at BUF (11/7) after he was inactive for three games, and has since started 57 consecutive games at right guard for the Jets…Part of the Jets line that helped Curtis Martin rush for 1,697 yards and 12 touchdowns, winning the NFL rushing title. **SEASON HIGHLIGHTS: (1/2 at STL)**…Helped pave the way for Curtis Martin's ninth 100-yard game of the season and 42nd as a Jet when he rushed for 153 yards in the regular-season finale, a 32-29 OT loss. **(12/19 vs. SEA)**…Member of an offensive line that racked up 482 total yards (229 rushing, 253 passing) in the 37-14 win…The line did not allow a sack for the fifth game on the season. **(9/12 vs. CIN)**…Started at right guard and was part of a line that helped to tally 438 yards of total offense and open holes for Curtis Martin's 196 yards on the ground.

2003 (JETS) Landed on the practice squad after training camp, then signed to the active roster (10/22)…Was inactive for seven games before playing in the last three games, starting one. **SEASON HIGHLIGHTS: (12/28 at MIA)**…His first career start, playing left guard in place of the injured Dave Szott. **(12/14 vs. PIT)**…Made his NFL regular-season debut, seeing action at right guard in a snow-filled 6-0 Jets victory.

BEFORE THE NFL

◊In 46 games for Illinois, he recorded 155 tackles (96 solos) with 13 sacks and 23 stops behind the line of scrimmage for losses of 79 yards.

◊Three-year starter at defensive tackle who was named an All-Big Ten selection in his senior season.

◊Led the Northwest Conference with 15 sacks and led the team with 91 tackles as a senior defensive end at West Side HS, where he also played offensive guard.

◊All-Northwest pick on offense and defense, who was named to the Indiana Football Coaches Association Top 50 All-State squad and the All-Area by the *Hammond Times* and *Gary Post-Tribune*.

◊Helped lead West Side HS to the 1996 Northwest Conference title.

OFF THE FIELD

◊Graduated from Illinois with a degree in English in May 2002.

◊Participated in the NFL's Continuing Education Program in 2005 at the prestigious Wharton Sports Business Initiative and Wharton Executive Education at the University of Pennsylvania…It focused on personal investments as well as entrepreneurial opportunities.

◊Also lettered four times in wrestling and three times in track & field in high school.

◊Wife, Regina and daughter, Mikayla.

BRANDON MOORE'S CAREER STATISTICS

GAMES PLAYED/GAMES STARTED: Career (80/78) [3/3]; 2008 (16/16); 2007 (16/16); 2006 (16/16) [1/1]; 2005 (16/16); 2004 (13/13) [2/2]; 2003 (3/1)

94
LINEBACKER

MARQUES MURRELL

6-2 / 250 / Appalachian State
24 years old (as of opening weekend)

Fayetteville, NC/Jack Britt HS
EXPERIENCE: NFL: 3 / Jets: 3rd
ACQUIRED: Signed off PHI practice squad, 11/7/07
ENTERED NFL: Undrafted FA (PHI, 4/30/07)

CAREER HIGHLIGHTS

◊Named Jets Special Teams Player of the Game for his performance in win at previously undefeated TEN, 11/23/08.

◊Registered his NFL debut at MIA, 12/3/07, recording two special teams tackles.

◊While a member of the Eagles, Marques produced two sacks and two forced fumbles vs. the Jets during the preseason finale for both teams at PHI, 8/30/07.

CAREER TRANSACTIONS

◊ 11/7/07, NYJ, Signed, FA – off PHI practice squad

◊ 9/3/07, PHI, Signed, Practice Squad

◊ 9/1/07, PHI, Waived

◊ 5/14/07, PHI, Signed, Undrafted FA

SEASON-BY-SEASON REVIEW

2008 (JETS) Played in 12 games and inactive for four contests…Tallied 10 tackles and a forced fumble on special teams…Blocking on special teams helped Leon Washington earn Pro Bowl selection as the AFC returner…Inactive vs. ARI (9/28), vs. CIN (10/12), at OAK (10/19) and vs. KC (10/26). **SEASON HIGHLIGHTS**: **(12/7 at SF)**…Forced a fumble on special teams. **(11/23 at TEN)**…Named Jets Special Teams Player of the Game. **(11/13 at NE)**…Notched three special teams tackles. **(11/2 at BUF)**…Notched three special teams tackles.

2007 (JETS) Played in four games and inactive for three contests after being signed as a free agent from PHI practice squad (11/7)…Contributed four special teams tackles. **SEASON HIGHLIGHTS**: **(12/3 at MIA)**…Made NFL debut and recorded two special teams tackles.

BEFORE THE NFL

◊Two-time first team All-American at Appalachian State, where he recorded 36 sacks and set a school record with 18 forced fumbles.

◊Led Appalachian State to two consecutive Division I-AA (now FCS) national championships (2005 and 2006).

◊Recorded 13 sacks in both his junior and senior seasons.

◊Attended Jack Britt HS, where he tallied 21 sacks over his final two seasons to earn All-Region honors.

OFF THE FIELD

◊Younger brother of former Jets running back Adrian Murrell, who rushed for 3,447 yards and 15 touchdowns in five seasons with the Jets (1993-97).

◊Participates often in school visits to speak to children, including the "Eat Right, Move More" program, which encourages students to eat nutritious food that is offered in their school cafeterias throughout New Jersey.

◊Majored in finance and banking at Appalachian State.

MARQUES MURRELL'S CAREER STATISTICS

Games Played/Games Started: 16/0 (Career): 12/0 (2008); 4/0 (2007).
Special Teams Tackles: 14 (Career): 10 (2008); 4 (2007).
Special Teams Forced Fumbles: 1 (2008).

CALVIN PACE

97
LINEBACKER

6-4 / 265 / Wake Forest
28 years old (as of opening weekend)

Douglasville, GA/Lithia Springs HS
Experience: NFL: 7 / Jets: 2nd
Acquired: UFA (ARI, 3/4/08)
Entered NFL: ARI D1b (18), 2003 NFL Draft

CAREER HIGHLIGHTS

◊Played in 83 games, starting 54, with 255 tackles, 21 sacks, one interception, eight fumble recoveries, including one 50-yard fumble return for a touchdown, nine forced fumbles and 14 passes defensed.

◊Established career highs with seven sacks, five forced fumbles and four fumble recoveries in 2008...Single-season totals for forced fumbles and fumble recoveries exceeded his career totals entering the season.

◊Led team with four fumble recoveries and tied for team lead with five forced fumbles in 2008 as part of defense that led NFL with 26 forced fumbles and tied for the NFL lead with 16 fumble recoveries.

◊Matched his career high with two sacks of J.P. Losman vs. BUF, 12/14/08, marking his third career game with two sacks.

◊Scored first NFL touchdown when he returned the fumble caused by Abram Elam on Marc Bulger 50 yards for a touchdown vs. STL, 11/9/08.

◊Started all 16 games in 2007 for the first time in his career, establishing career highs with 106 tackles.

◊Recorded lone blocked field goal of NFL career on attempt by Josh Brown at SEA, 9/17/06.

CAREER TRANSACTIONS

◊ 3/4/08, NYJ, Signed, UFA (ARI)
◊ 10/18/05, ARI, Reserve/Non-Football Injury
◊ 4/26/03, ARI, D1b (18)

SEASON-BY-SEASON REVIEW

2008 (JETS) Started all 16 games at outside linebacker for the second consecutive season…Accumulated 67 tackles, seven sacks, four fumble recoveries, five forced fumbles, 12 tackles-for-loss, nine quarterback hurries and three passes defensed…Returned one fumble recovery for a touchdown…Contributed one special teams tackle…Selected third alternate for the Pro Bowl…Led team in fumble recoveries and tackles-for-loss, tied for team honors in forced fumbles, ranked second in sacks, tied for third in quarterback hurries and ranked fourth in tackles…Established career highs for sacks, forced fumbles and fumble recoveries…Five forced fumbles exceeded his career total prior to the 2008 season and four fumble recoveries matched his career total…Part of defense that ranked seventh in the NFL in sacks, fewest rushing yards allowed per game and fewest rushing yards per attempt. **SEASON HIGHLIGHTS**: **(12/28 vs. MIA)**…Registered fifth forced fumble of the season. **(12/14 vs. BUF)**…Matched career-high with two sacks of J.P. Losman…Marked third career game with two sacks...Notched one forced fumble. **(12/7 at SF)**…Recorded fumble recovery. **(11/23 at TEN)**…Victimized Kerry Collins for a sack and forced fumble on the same play…**(11/9 vs. STL)**…Scored his first NFL touchdown on 50-yard return of fumble caused by Abram Elam on Marc Bulger…Notched half-sack of Bulger. **(10/12 vs. CIN)**…Produced his second consecutive game with a sack, fumble recovery and forced fumble…Garnered sack of Ryan Fitzpatrick…**(9/28 vs. ARI)**…Notched sack of Kurt Warner…Registered one forced fumble and a fumble recovery. **(9/14 vs. NE)**…Contributed half of sack of Matt Cassel. **(9/7 at MIA)**…Recorded a sack of Chad Pennington in Jets debut.

2007 (ARI) Started every game at linebacker, recording 6.5 sacks and 106 tackles, his first career interception, six pass breakups, a forced fumble and two fumble recoveries …Logged six special teams tackles. **SEASON HIGHLIGHTS**: **(12/23 vs. ATL)**…Recorded a career-high 10 tackles and a sack of Chris Redman. **(12/16 at NO)**…Notched a fumble recovery. **(12/9 at SEA)**…Corralled a sack of Matt Hasselbeck. **(11/11 vs. DET)**…Led ARI with 2.5 sacks of Jon Kitna, including a strip sack in which he recovered the fumble…Defense held DET to modern-era record 18 yards rushing. **(10/21 at WAS)**…Picked off Jason Campbell for his first career interception and returned it 14 yards to set up a touchdown in an eventual two-point win…Also notched sack of Campbell. **(10/7 at STL)**…Responsible for sack of Gus Frerotte.

2006 (ARI) Converted from defensive end to linebacker during the off-season…Appeared in all 16 games for the first time since his 2003 rookie campaign, earning five starts at outside linebacker…Contributed 27 tackles, one sack, two forced fumbles and one pass defensed…Responsible for 11 tackles and a blocked field goal on special teams. **SEASON HIGHLIGHTS**: **(12/24 at SF)**…Posted sack of Alex Smith. **(10/22 at OAK)**…Forced QB Marques Tuiasosopo to fumble out of bounds. **(9/17 at SEA)**…Blocked a Josh Brown field

goal attempt in the second quarter. **(9/10 vs. SF)**…Started first game at strongside linebacker after converting from defensive end…Forced a fumble by tight end Vernon Davis.

2005 (ARI) Played in five games and earned one start before being placed on the reserve/non-football injury list (10/19)…Recorded 11 tackles and one sack. **SEASON HIGHLIGHTS**: **(10/9 vs. CAR)**…Logged his only start of the season. **(10/2 vs. SF)**…Sacked Tim Rattay…Recovered a fumble by Rattay on another play that Rattay subsequently fumbled when stripped by Fred Beasley.

2004 (ARI) Played in 14 games…Recorded 4.5 sacks, 12 tackles, one forced fumble, four passes defensed and four special teams tackles. **SEASON HIGHLIGHTS**: **(11/28 vs. NYJ)**…Contributed half sack of Brooks Bollinger. **(10/10 at SF)**…Recorded two sacks on Tim Rattay. **(10/3 at NO)**…Sacked Aaron Brooks. **(9/26 at ATL)**…Victimized Michael Vick for sack and forced fumble on the same play…Fumble recovered by Peppi Zellner.

2003 (ARI) Started all 16 games at right defensive end as a rookie…Collected 32 tackles, one sack and one fumble recovery. **SEASON HIGHLIGHTS**: **(10/26 vs. SF)**…Took down Jeff Garcia for his first NFL sack…Recovered a fumble when Ronald McKinnon stripped Kevan Barlow. **(9/7 at DET)**…Started in his NFL debut and led linemen with four tackles and two hurries

BEFORE THE NFL

◊Finished as the all-time tackles-for-loss leader at Wake Forest with 74…Finished second on the all-time list with 29 sacks.

◊Demon Deacon career numbers included 189 total tackles (116 solos), five forced fumbles and a fumble recovery in 42 appearances with 33 starts.

◊Senior All-America pick, the 14th in Wake Forest history, and two-time All-ACC selection.

◊Played outside linebacker and quarterback as a three-year starter at Lithia Springs HS in Douglasville, GA.

◊Finished senior campaign with 88 total tackles, five forced fumbles and three fumble recoveries.

◊Earned All-Region and County Defensive Player of the Year honors in 1997.

OFF THE FIELD

◊Full name is Calvin Lamar Pace.

◊Sociology major at Wake Forest.

◊Worked with teammates and Jets Chairman and CEO Woody Johnson through the Interfaith Food Pantry to unload and hand out turkeys to people in need for Thanksgiving at Saint Margaret's Church of Scotland in Morristown in Nov. 2008.

◊Participated in the *Newark Star Ledger* Junior Reporter program in 2008, which motivates participation in classes with dozens of hands-on activities.

◊Handed out toys to underprivileged children during the holdiay season in 2008.

◊Father, Calvin, Sr. is on the Atlanta Police force.

◊Mother, Nancy, and sister, Simone.

◊Also played basketball in high school and enjoys golf, tennis and cooking.

CALVIN PACE'S CAREER STATISTICS

Year/Tm	G/S	TT	S	A	Sk	Yds	Int	Yds	Lg	TD	PD	FF	FR	Yds	TD
03/ARI	16/16	32	21	11	1	2	-	-	-	-	-	-	1	0	-
04/ARI	14/0	12	7	5	4.5	22	-	-	-	-	4	1	-	-	-
05/ARI	5/1	11	7	4	1	5.5	-	-	-	-	-	-	1	0	-
06/ARI	16/5	27	21	6	1	6	-	-	-	-	1	2	-	-	-
07/ARI	16/16	106	81	25	6.5	44	1	14	14	-	6	1	2	4	-
08/NYJ	16/16	67	37	30	7	44.5	-	-	-	-	3	5	4	50	1
NFL Tot	**83/54**	**255**	**174**	**81**	**21**	**124**	**1**	**14**	**14**	**0**	**14**	**9**	**8**	**54**	**1**
Jets Tot	**16/16**	**67**	**37**	**30**	**7**	**44.5**	**-**	**-**	**-**	**-**	**3**	**5**	**4**	**50**	**1**

Additional Statistics
Special Teams Tackles: 22 (career): 1 (2008); 6 (2007); 11 (2006); 4 (2004).

Career Bests
Tackles: 10 (12/23/07 vs. ATL)
Solo Tackles: 9 (twice, last: 11/4/07 at TB)
Passes Defensed: 3 (11/18/07 at CIN)
Sacks: 2.5 (11/11/07 vs. DET)

CALVIN PACE GAME-BY-GAME

2008 New York Jets

Date	Opp	W/L	P/S	TT	S	A	Sk	Yds	Int	Yds	Avg	TD	PD	FF	FR	Yds	TD
9/7	at MIA	W	S	4	2	2	1.0	6.0	-	-	-	-	-	-	-	-	-
9/14	NE	L	S	6	3	3	0.5	1.0	-	-	-	-	1	-	-	-	-
9/22	at SD	L	S	7	5	2	-	-	-	-	-	-	-	-	-	-	-
9/28	ARI	W	S	5	3	2	1.0	3.0	-	-	-	-	-	1	1	0	0
10/12	CIN	W	S	3	3	0	1.0	6.0	-	-	-	-	-	1	1	0	0
10/19	at OAK	L	S	4	1	3	-	-	-	-	-	-	-	-	-	-	-
10/26	KC	W	S	5	4	1	-	-	-	-	-	-	-	-	-	-	-
11/2	at BUF	W	S	2	2	0	-	-	-	-	-	-	-	-	-	-	-
11/9	STL	W	S	3	0	3	0.5	3.5	-	-	-	-	-	-	1	50	1
11/13	at NE	W	S	5	3	2	-	-	-	-	-	-	-	-	-	-	-
11/23	at TEN	W	S	1	1	0	1.0	7.0	-	-	-	-	-	1	-	-	-
11/30	DEN	L	S	2	1	1	-	-	-	-	-	-	1	-	-	-	-
12/7	at SF	L	S	4	1	3	-	-	-	-	-	-	1	-	1	0	0
12/14	BUF	W	S	6	4	2	2.0	18.0	-	-	-	-	-	1	-	-	-
12/21	at SEA	L	S	4	2	2	-	-	-	-	-	-	-	-	-	-	-
12/28	MIA	L	S	6	2	4	-	-	-	-	-	-	-	1	-	-	-
2008 Totals			**16/16**	**67**	**37**	**30**	**7.0**	**44.5**	**0**	**0**	**0**	**0**	**3**	**5**	**4**	**50**	**1**

2007 Arizona Cardinals

Date	Opp	W/L	P/S	TT	S	A	Sk	Yds	Int	Yds	Avg	TD	PD	FF	FR	Yds	TD
9/10	at SF	L	S	5	3	2	-	-	-	-	-	-	1	-	-	-	-
9/16	SEA	W	S	5	5	-	-	-	-	-	-	-	-	-	-	-	-
9/23	at BAL	L	S	4	3	1	-	-	-	-	-	-	1	-	-	-	-
9/30	PIT	W	S	9	7	2	-	-	-	-	-	-	-	-	-	-	-
10/7	at STL	W	S	5	2	3	1	4	-	-	-	-	-	-	-	-	-
10/14	CAR	L	S	4	3	1	-	-	-	-	-	-	-	-	-	-	-
10/21	at WAS	L	S	9	9	-	1	8	1	14	14.0	-	-	-	-	-	-
11/4	at TB	L	S	9	9	-	-	-	-	-	-	-	-	-	-	-	-
11/11	DET	W	S	7	5	2	2.5	24	-	-	-	-	-	1	1	0	0
11/18	at CIN	W	S	6	6	-	-	-	-	-	-	-	3	-	-	-	-
11/25	SF	L	S	8	6	2	-	-	-	-	-	-	-	-	-	-	-
12/2	CLE	W	S	6	3	3	-	-	-	-	-	-	1	-	-	-	-
12/9	at SEA	L	S	8	6	2	1	3	-	-	-	-	-	-	-	-	-
12/16	at NO	L	S	5	4	1	-	-	-	-	-	-	-	-	1	4	0
12/23	ATL	W	S	10	7	3	1	5	-	-	-	-	-	-	-	-	-
12/30	STL	W	S	6	3	3	-	-	-	-	-	-	-	-	-	-	-
2007 Totals			**16/16**	**106**	**81**	**25**	**6.5**	**44**	**1**	**14**	**14.0**	**0**	**6**	**1**	**2**	**4**	**0**

2006 Arizona Cardinals

Date	Opp	W/L	P/S	TT	S	A	Sk	Yds	Int	Yds	Avg	TD	PD	FF	FR	Yds	TD
9/10	SF	W	S	3	3	-	-	-	-	-	-	-	-	1	-	-	-
9/17	at SEA	L	P	1	1	-	-	-	-	-	-	-	-	-	-	-	-
9/24	STL	L	S	3	3	-	-	-	-	-	-	-	-	-	-	-	-
10/1	at ATL	L	S	4	3	1	-	-	-		-	-	-	-	-	-	-
10/8	KC	L	S	1	1	-	-	-	-	-	-	-	-	-	-	-	-
10/16	CHI	L	P	-	-	-	-	-	-	-	-	-	-	-	-	-	-
10/22	at OAK	L	P	7	5	2	-	-	-	-	-	-	-	1	-	-	-
10/29	at GB	L	S	3	2	1	-	-	-	-	-	-	-	-	-	-	-
11/12	DAL	L	P	-	-	-	-	-	-	-	-	-	-	-	-	-	-
11/19	DET	W	P	-	-	-	-	-	-	-	-	-	-	-	-	-	-
11/26	at MIN	L	P	-	-	-	-	-	-	-	-	-	-	-	-	-	-
12/3	at STL	W	P	4	2	2	-	-	-	-	-	-	-	-	-	-	-
12/10	SEA	W	P	-	-	-	-	-	-	-	-	-	1	-	-	-	-
12/17	DEN	L	P	-	-	-	-	-	-	-	-	-	-	-	-	-	-
12/24	at SF	W	P	1	1	-	1	-	-	-	-	-	-	-	-	-	-
12/31	at SD	L	P	-	-	-	-	-	-	-	-	-	-	-	-	-	-
2006 Totals			**16/5**	**27**	**21**	**6**	**1**	**6**	**0**	**0**	**0.0**	**0**	**1**	**2**	**0**	**0**	**0**

2005 Arizona Cardinals

Date	Opp	W/L	P/S	TT	S	A	Sk	Yds	Int	Yds	Avg	TD	PD	FF	FR	Yds	TD
9/11	at NYG	L	P	2	1	1	-	-	-	-	-	-	-	-	-	-	-
9/18	STL	L	P	1	1	-	-	-	-	-	-	-	-	-	-	-	-
9/25	at SEA	L	P	1	1	-	-	-	-	-	-	-	-	-	-	-	-
10/2	SF	W	P	3	1	2	1	6	-	-	-	-	-	-	1	0	0
10/9	CAR	L	S	4	3	1	-	-	-	-	-	-	-	-	-	-	-
2005 Totals			**5/1**	**11**	**7**	**4**	**1**	**6**	**0**	**0**	**0.0**	**0**	**0**	**0**	**1**	**0**	**0**

2004 Arizona Cardinals

Date	Opp	W/L	P/S	TT	S	A	Sk	Yds	Int	Yds	Avg	TD	PD	FF	FR	Yds	TD
9/12	at STL	L	P	-	-	-	-	-	-	-	-	-	-	-	-	-	-
9/19	NE	L	P	-	-	-	-	-	-	-	-	-	-	-	-	-	-
9/26	at ATL	L	P	-	-	-	1	7	-	-	-	-	-	1	-	-	-
10/3	NO	W	P	1	1	0	1	4	-	-	-	-	1	-	-	-	-
10/10	at SF	L	P	2	2	0	2	8	-	-	-	-	2	-	-	-	-
10/24	SEA	W	P	-	-	-	-	-	-	-	-	1	1	-	-	-	-
10/31	at BUF	L	P	2	0	2	-	-	-	-	-	-	-	-	-	-	-
11/7	at MIA	W	P	-	-	-	-	-	-	-	-	-	-	-	-	-	-
11/14	NYG	W	P	-	-	-	-	-	-	-	-	-	-	-	-	-	-
11/21	at CAR	L	P	2	1	1	-	-	-	-	-	-	-	-	-	-	-
11/28	NYJ	L	P	1	0	1	0.5	4	-	-	-	-	-	-	-	-	-
12/5	at DET	L	P	-	-	-	-	-	-	-	-	1	-	-	-	-	-
12/12	SF	L	P	1	0	1	-	-	-	-	-	-	-	-	-	-	-
12/19	STL	W							**INACTIVE**								
12/26	at SEA	L			-				**INACTIVE**								
1/2	TB	W	P	3	3	0	-	-	-	-	-	-	-	-	-	-	-
2004 Totals			**14/0**	**12**	**7**	**5**	**4.5**	**23**	**0**	**0**	**0.0**	**2**	**4**	**1**	**0**	**0**	**0**

2003 Arizona Cardinals

Date	Opp	W/L	P/S	TT	S	A	Sk	Yds	Int	Yds	Avg	TD	PD	FF	FR	Yds	TD
9/7	at DET	L	S	4	4	-	-	-	-	-	-	-	-	-	-	-	-
9/14	SEA	L	S	4	1	3	-	-	-	-	-	-	-	-	-	-	-
9/21	GB	W	S	3	1	2	-	-	-	-	-	-	-	-	-	-	-
9/28	at STL	L	S	1	1	-	-	-	-	-	-	-	-	-	-	-	-
10/5	at DAL	L	S	1	1	-	-	-	-	-	-	-	-	-	-	-	-
10/12	BAL	L	S	1	1	-	-	-	-	-	-	-	-	-	-	-	-
10/26	SF	W	S	5	4	1	1	2	-	-	-	-	-	-	1	0	0
11/2	CIN	W	S	1	1	-	-	-	-	-	-	-	-	-	-	-	-
11/9	at PIT	L	S	2	1	1	-	-	-	-	-	-	-	-	-	-	-
11/16	at CLE	L	S	3	2	1	-	-	-	-	-	-	-	-	-	-	-
11/23	STL	L	S	1	1	-	-	-	-	-	-	-	-	-	-	-	-
11/30	at CHI	L	S	-	-	-	-	-	-	-	-	-	-	-	-	-	-
12/7	at SF	L	S	3	1	2	-	-	-	-	-	-	-	-	-	-	-
12/14	CAR	L	S	-	-	-	-	-	-	-	-	-	-	-	-	-	-
12/21	at SEA	L	S	1	-	1	-	-	-	-	-	-	-	-	-	-	-
12/28	MIN	W	S	2	2	-	-	-	-	-	-	-	-	-	-	-	-
2003 Totals			**16/16**	**32**	**21**	**11**	**1**	**2**	**0**	**0**	**0.0**	**0**	**0**	**0**	**1**	**0**	**0**

91 DEFENSIVE TACKLE

SIONE POUHA

6-3 / 325 / Utah
30 years old (as of opening weekend)

Salt Lake City, UT/East HS
EXPERIENCE: NFL: 5 / Jets: 5th
ACQUIRED: D3 (88), 2005 NFL Draft

CAREER HIGHLIGHTS

◊Played in 46 games, starting one, racking up 72 tackles, three deflected passes and a half-sack in his career.

◊Recorded his first career half-sack taking down QB Matt Cassel at NE, 11/13/08.

◊After spending the 2006 season on injured reserve, generated career highs of 39 tackles and 16 games played in 2007.

CAREER TRANSACTIONS

◊ 2/29/08, NYJ, Signed, Contract extension
◊ 4/23/05, NYJ, D3 (88)

SEASON-BY-SEASON REVIEW

2008 (JETS) Appeared in all 16 games, logging 23 tackles, 0.5 sacks and one pass breakup. **SEASON HIGHLIGHTS**: **(11/13 at NE)**…Recorded his first career half-sack with 11:17 remaining in the third quarter, taking down QB Matt Cassel with David Bowens on Thursday Night Football.

2007 (JETS) Played in all 16 games, starting one, recording 39 tackles and one pass defensed…Produced 17 of his 39 tackles in 2007 in the last four games of the season. **SEASON HIGHLIGHTS**: **(12/23 at TEN)**…Recorded a career-high eight tackles, all of which were solo, and one pass defensed. **(12/9 vs. CLE)**…Registered first career start, recording two solo tackles.

2006 (JETS) Placed on injured reserve, 8/13.

2005 (JETS) Appeared in 14 games, recording 10 tackles (seven solo) and one pass defensed. **SEASON HIGHLIGHTS**: **(1/1 vs. BUF)**…Rotated in on the defensive line and was credited with two solo tackles and his first career pass defensed. **(9/11 at KC)**…Notched one tackle in his first NFL game.

BEFORE THE NFL

◊Signed a letter of intent with Utah in 1997, then left for a Mormon mission to Pittsburgh (1998-2000).

◊Started 10 games and earned first-team All-Conference as a senior in 2004, after he finished with 36 tackles, four passes defensed and one interception…Helped lead Utah to the 2005 Fiesta Bowl as part of the Bowl Championship Series.

◊Earned *USA Today* honorable mention All-America as a senior at Salt Lake City East HS in 1996.

OFF THE FIELD

◊Son of Sonasi and Susana Pouha, natives of Tonga.

◊Behavioral science and health major.

◊Handed out sporting goods gift cards to seventh and eighth graders from Brooklyn for the holiday season.

◊Wife, Katie; one daughter, Leilani, and two sons, Viliami and Sonasi, Jr.

◊Born Sione Sonasi Po'uha.

SIONE POUHA'S CAREER STATISTICS

Year/Tm	G/S	TT	S	A	Sk	Yds	Int	Yds	Lg	TD	PD	FF	FR	Yds	TD
05/NYJ	14/0	10	7	3	-	-	-	-	-	-	1	-	-	-	-
06/NYJ	INJURED RESERVE														
07/NYJ	16/1	39	32	7	-	-	-	-	-	-	1	-	-	-	-
08/NYJ	16/0	23	14	9	0.5	0	-	-	-	-	1	-	-	-	-
Totals	**46/1**	**72**	**53**	**19**	**0.5**	**0**	**0**	**0**	**0**	**0**	**3**	**0**	**0**	**0**	**0**

Career Bests
Tackles: 8 (12/23/07 at TEN)
Solo Tackles: 8 (12/23/07 at TEN)
Sacks: 0.5 (11/13/08 at NE)

SIONE POUHA GAME-BY-GAME

2008 New York Jets

Date	Opp	W/L	P/S	TT	S	A	Sk	Yds	Int	Yds	Avg	TD	PD	FF	FR	Yds	TD
9/7	at MIA	W	P	2	2	0	-	-	-	-	-	-	-	-	-	-	-
9/14	NE	L	P	3	1	2	-	-	-	-	-	-	-	-	-	-	-
9/22	at SD	L	P	2	1	1	-	-	-	-	-	-	-	-	-	-	-
9/28	ARI	W	P	1	0	1	-	-	-	-	-	-	-	-	-	-	-
10/12	CIN	W	P	2	1	1	-	-	-	-	-	-	-	-	-	-	-
10/19	at OAK	L	P	1	1	0	-	-	-	-	-	-	-	-	-	-	-
10/26	KC	W	P	2	1	1	-	-	-	-	-	-	-	-	-	-	-
11/2	at BUF	W	P	2	1	1	-	-	-	-	-	-	1	-	-	-	-
11/9	STL	W	P	-	-	-	-	-	-	-	-	-	-	-	-	-	-
11/13	at NE	W	P	2	1	1	0.5	0	-	-	-	-	-	-	-	-	-
11/23	at TEN	W	P	-	-	-	-	-	-	-	-	-	-	-	-	-	-
11/30	DEN	L	P	2	2	0	-	-	-	-	-	-	-	-	-	-	-
12/7	at SF	L	P	3	2	1	-	-	-	-	-	-	-	-	-	-	-
12/14	BUF	W	P	-	-	-	-	-	-	-	-	-	-	-	-	-	-
12/21	at SEA	L	P	1	1	0	-	-	-	-	-	-	-	-	-	-	-
12/28	MIA	L	P	-	-	-	-	-	-	-	-	-	-	-	-	-	-
2008 Totals			**16/0**	**23**	**14**	**9**	**0.5**	**0**	**0**	**0**	**0**	**0**	**1**	**0**	**0**	**0**	**0**

2007 New York Jets

Date	Opp	W/L	P/S	TT	S	A	Sk	Yds	Int	Yds	Avg	TD	PD	FF	FR	Yds	TD
9/9	NE	L	P	2	2	0	-	-	-	-	-	-	-	-	-	-	-
9/16	at BAL	L	P	-	-	-	-	-	-	-	-	-	-	-	-	-	-
9/23	MIA	W	P	-	-	-	-	-	-	-	-	-	-	-	-	-	-
9/30	at BUF	L	P	2	1	1	-	-	-	-	-	-	-	-	-	-	-
10/7	at NYG	L	P	1	1	0	-	-	-	-	-	-	-	-	-	-	-
10/14	PHI	L	P	1	1	0	-	-	-	-	-	-	-	-	-	-	-
10/21	at CIN	L	P	3	3	0	-	-	-	-	-	-	-	-	-	-	-
10/28	BUF	L	P	2	1	1	-	-	-	-	-	-	-	-	-	-	-
11/4	WAS	L	P	1	0	1	-	-	-	-	-	-	-	-	-	-	-
11/18	PIT	W	P	5	3	2	-	-	-	-	-	-	-	-	-	-	-
11/22	at DAL	L	P	3	3	0	-	-	-	-	-	-	-	-	-	-	-
12/2	at MIA	W	P	2	1	1	-	-	-	-	-	-	-	-	-	-	-
12/9	CLE	L	S	2	2	0	-	-	-	-	-	-	-	-	-	-	-
12/16	at NE	L	P	6	5	1	-	-	-	-	-	-	-	-	-	-	-
12/23	at TEN	L	P	8	8	0	-	-	-	-	-	-	1	-	-	-	-
12/30	KC	W	P	1	1	0	-	-	-	-	-	-	-	-	-	-	-
2007 Totals			**16/1**	**39**	**32**	**7**	**0**	**0**	**0**	**0**	**0**	**0**	**1**	**0**	**0**	**0**	**0**

2005 New York Jets

Date	Opp	W/L	P/S	TT	S	A	Sk	Yds	Int	Yds	Avg	TD	PD	FF	FR	Yds	TD
9/11	at KC	L	P	1	1	0	-	-	-	-	-	-	-	-	-	-	-
9/18	MIA	W	P	-	-	-	-	-	-	-	-	-	-	-	-	-	-
9/25	JAC	L	P	1	0	1	-	-	-	-	-	-	-	-	-	-	-
10/2	at BAL	L	P	-	-	-	-	-	-	-	-	-	-	-	-	-	-
10/9	TB	W	P	-	-	-	-	-	-	-	-	-	-	-	-	-	-
10/16	at BUF	L	P	1	0	1	-	-	-	-	-	-	-	-	-	-	-
10/24	at ATL	L	P	-	-	-	-	-	-	-	-	-	-	-	-	-	-
11/6	SD	L	P	1	1	0	-	-	-	-	-	-	-	-	-	-	-
11/13	at CAR	L	P	-	-	-	-	-	-	-	-	-	-	-	-	-	-
11/20	at DEN	L	P	1	1	0	-	-	-	-	-	-	-	-	-	-	-
12/11	OAK	W	P	-	-	-	-	-	-	-	-	-	-	-	-	-	-
12/18	at MIA	L	P	-	-	-	-	-	-	-	-	-	-	-	-	-	-
12/26	NE	L	P	3	2	1	-	-	-	-	-	-	-	-	-	-	-
1/1	BUF	W	P	2	2	0	-	-	-	-	-	-	1	-	-	-	-
2005 Totals			**14/0**	**10**	**7**	**3**	**0**	**0**	**0**	**0**	**0**	**0**	**1**	**0**	**0**	**0**	**0**

DARRELLE REVIS

24
CORNERBACK

5-11 / 198 / PITTSBURGH
24 years old (as of opening weekend)
Aliquippa, PA/Aliquippa (PA) HS
EXPERIENCE: NFL: 3 / Jets: 3rd
ACQUIRED: D1 (14), 2007 NFL Draft

CAREER HIGHLIGHTS

◊ Started all 32 games in his career and has recorded 150 tackles, one sack, eight interceptions, one touchdown, 28 passes defensed, two forced fumbles and two fumble recoveries.

◊ Earned his first Pro Bowl selection in 2008 after finishing the season with 59 tackles, five interceptions, 15 passes defensed, one forced fumble, two fumble recoveries, as well as his first career sack and first career interception return for touchdown.

◊ Named to the *Pro Football Weekly* All-Rookie Team in 2007 along with David Harris, marking the second consecutive season that the Jets first two draft selection were all-rookie choices. D'Brickashaw Ferguson and Nick Mangold earned similar recognition in 2006.

◊ In his rookie season in 2007, he led the secondary and ranked third on the team with 91 total tackles, leading the team with 77 solo tackles and 13 passes defensed.

◊ Became the Jets first rookie to start at cornerback on opening day since Ray Mickens, at DEN, 9/6/96.

CAREER TRANSACTIONS

◊ 4/28/07, NYJ, *D1 (14)

*To acquire this pick, Jets traded D1 (25 - Jon Beason), D2 (59 - Ryan Kalil) and D5 (164 - Tim Shaw) to CAR for D1 (14) and D6 (191 - GB - Korey Hall).

SEASON-BY-SEASON REVIEW

2008 (JETS) Earned Pro Bowl honors after he finished the season making 16 starts and recording 59 tackles, one sack, 15 passes defensed, one forced fumble, two fumble recoveries and five interceptions…Named Jets Defensive Player of the Game after his performance in the overtime win at NE, 11/13 and for his outing at BUF, 11/2. **SEASON HIGHLIGHTS: (12/21 at SEA)**…Recovered his second fumble of the season with 10:34 remaining in the second quarter. **(12/14 vs. BUF)**…Intercepted J.P. Losman for his team-leading fifth interception of the season with 1:47 remaining in the game, sealing the Jets 31-27 win. **(11/30 vs. DEN)**…Registered a career-high four passes defensed. **(11/2 at BUF)**…Sacked QB Trent Edwards for a nine-yard loss, creating a forced fumble and fumble recovery with 9:06 remaining in the first quarter, leading to a 26-yard Jay Feely field goal…Also recorded an interception (Edwards) for no gain. Registered five tackles (four solo)…Nominated for GMC Defensive Player of the Week and named Jets Defensive Player of the Game. **(9/28 vs. ARI)**...Nominated for AFC Defensive Player of the Week…Tallied a career-high two interceptions, both off of Kurt Warner…Returned one interception 32 yards for a touchdown, the frst of his career... Nominated for NFL GMC Defensive Player of the Week. **(9/7 at MIA)**…Collected his first interception of the season off of former Jet Chad Pennington with :10 remaining in the fourth quarter, securing the Jets 20-14 victory.

2007 (JETS) Started every game, logging 91 tackles, three interceptions, a forced fumble and a team-leading 13 passes defensed. **SEASON HIGHLIGHTS: (12/16 at NE)**…Picked off Tom Brady in the third quarter for his third interception of the year, beating Randy Moss to the ball. **(12/2 at MIA)**…Intercepted John Beck, returning the ball for one yard. **(11/22 at DAL)**…Recorded six solo tackles with one pass defensed…Responsible for covering Cowboys WR Terrell Owens for the majority of the game and helped limit him to six receptions for 65 yards and a touchdown and end his streak of four consecutive 100-yard receiving games. **(10/28 vs. BUF)**…Intercepted Trent Edwards in the second quarter and returned it 19 yards for his first career interception. **(10/14 vs. PHI)**…Started sixth career game, recording a team-high 10 tackles with nine solos. **(9/30 at BUF)**…Forced a fumble by Robert Royal after a short pass recovered by Victor Hobson. **(9/9 vs. NE)**…Became the Jets first rookie to start at cornerback on opening day since Ray Mickens at DEN, 9/6/96…Recorded six total tackles with five solos.

BEFORE THE NFL

◊ Finished his three-year career at Pittsburgh with 129 tackles, eight interceptions and four touchdowns; two via punt returns and two via interceptions.

◊ Semifinalist for the 2006 Jim Thorpe Award for the nation's top defensive back.

◊ Named to the Rivals All-America Team (third team) as a "utility" player.

◊ First Pittsburgh cornerback to be selected first team All-Conference twice since new teammate Hank Poteat accomplished the feat in 1998 and 1999.

◊His 73-yard punt return against West Virginia was selected the 2006 "College Football Play of the Year" by ESPN. On the play, Revis fielded the punt on a bounce, cut all the way across the field and then weaved through several potential tacklers up the sideline to reach the end zone.

◊As a junior, became the first player in Pittsburgh history to return an interception for a touchdown in consecutive games.

◊In 2004, was named to the first-team Freshman All-America by *The Sporting News*.

◊The first true freshman to start an opening game for Pitt's defense since cornerback Shawntae Spencer started the 2000 opener against Kent State.

◊Played quarterback, defensive back, wide receiver, cornerback and kick returner at Aliquippa (PA) HS, where he was named the Associated Press Pennsylvania Class AA Player of the Year and a first-team selection of the Pennsylvania Class AA All-State team as a senior.

◊Compiled 1,637 total yards and 13 touchdowns as a senior, averaging 15.4 yards per touch.

◊Played basketball, averaging 22.8 points per game as a senior in earning Associated Press Pennsylvania Class AA All-State first team honors and a selection for the *Pittsburgh Post-Gazette's* "Fabulous Five."

OFF THE FIELD

◊Social Sciences major at Pittsburgh.

◊In track at Aliquippa HS, he ran on the WPIAL Class AA champion 400-meter relay team that placed third at state championships.

◊Nephew of former defensive tackle Sean Gilbert, who spent 12 seasons with the Rams, Redskins, Panthers and Raiders and also attended Pitt (1988-91) and Aliquippa HS.

◊Participated in the United Way Hometown Huddle, 10/8/07, which supports youth fitness by volunteering time and lending a voice.

◊Supported Play 60 NFL Draft week event in 2008 which promotes children getting out and playing for one hour a day.

◊Served as a spokesperson for the Jets Taste of the NFL event in Manhattan, an event dedicated to helping fight hunger in the New York Tri-State area.

◊Has a daughter, Deyani Shavae Revis.

DARRELLE REVIS' CAREER STATISTICS

Year/Tm	G/S	TT	S	A	Sk	Yds	Int	Yds	Lg	TD	PD	FF	FR	Yds	TD
07/NYJ	16/16	91	77	14	-	-	3	20	19	-	13	1	-	-	-
08/NYJ	16/16	59	45	14	1	9	5	38	32	1	15	1	2	0	0
Totals	**32/32**	**150**	**122**	**28**	**1**	**9**	**8**	**58**	**32**	**1**	**28**	**2**	**2**	**0**	**0**

Career Bests
Tackles: 10 (10/14/07 vs. PHI)
Solo Tackles: 9 (10/14/07 vs. PHI)
Passes Defensed: 4 (11/30/08 vs. DEN)
Sacks: 1 (11/2/08 at BUF)
Interception: 2 (9/28/08 vs. ARI)
Longest Int Return: 32t (9/28/08 vs. ARI)

DARRELLE REVIS GAME-BY-GAME

2008 New York Jets

Date	Opp	W/L	P/S	TT	S	A	Sk	Yds	Int	Yds	Avg	TD	PD	FF	FR	Yds	TD
9/7	MIA	W	S	5	2	3	-	-	1	0	0	0	1	-	-	-	-
9/14	NE	L	S	3	3	0	-	-	-	-	-	-	1	-	-	-	-
9/22	at SD	L	S	3	2	1	-	-	-	-	-	-	-	-	-	-	-
9/28	ARI	W	S	4	3	1	-	-	2	32	16.0	1	2	-	-	-	-
10/12	CIN	W	S	6	5	1	-	-	-	-	-	-	-	-	-	-	-
10/19	at OAK	L	S	2	1	1	-	-	-	-	-	-	2	-	-	-	-
10/26	KC	W	S	3	2	1	-	-	-	-	-	-	1	-	-	-	-
11/2	at BUF	W	S	5	4	1	1	9	1	0	0	0	1	1	1	-	-
11/9	STL	W	S	5	4	1	-	-	-	-	-	-	1	-	-	-	-
11/13	at NE	W	S	1	0	1	-	-	-	-	-	-	-	-	-	-	-
11/23	at TEN	W	S	2	2	0	-	-	-	-	-	-	1	-	-	-	-
11/30	DEN	L	S	4	3	1	-	-	-	-	-	-	4	-	-	-	-
12/7	at SF	L	S	4	4	0	-	-	-	-	-	-	-	-	-	-	-
12/14	BUF	W	S	5	4	1	-	-	1	6	6	0	1	-	-	-	-
12/21	at SEA	L	S	3	3	0	-	-	-	-	-	-	-	-	1	-	-
12/28	MIA	L	S	4	3	1	-	-	-	-	-	-	-	-	-	-	-
2008 Totals			**16/16**	**59**	**45**	**14**	**1**	**9**	**5**	**38**	**7.6**	**1**	**15**	**1**	**2**	**0**	**0**

2007 New York Jets

Date	Opp	W/L	P/S	TT	S	A	Sk	Yds	Int	Yds	Avg	TD	PD	FF	FR	Yds	TD
9/9	NE	L	S	6	5	1	-	-	-	-	-	-	-	-	-	-	-
9/16	at BAL	L	S	5	5	-	-	-	-	-	-	-	2	-	-	-	-
9/23	MIA	W	S	9	8	1	-	-	-	-	-	-	-	-	-	-	-
9/30	at BUF	L	S	7	7	-	-	-	-	-	-	-	2	1	-	-	-
10/7	at NYG	L	S	6	4	2	-	-	-	-	-	-	1	-	-	-	-
10/14	PHI	L	S	10	9	1	-	-	-	-	-	-	-	-	-	-	-
10/21	at CIN	L	S	6	5	1	-	-	-	-	-	-	1	-	-	-	-
10/28	BUF	L	S	6	5	1	-	-	1	19	19.0	-	1	-	-	-	-
11/4	WAS	L	S	3	2	1	-	-	-	-	-	-	-	-	-	-	-
11/18	PIT	W	S	7	5	2	-	-	-	-	-	-	-	-	-	-	-
11/22	at DAL	L	S	6	6	-	-	-	-	-	-	-	1	-	-	-	-
12/2	at MIA	W	S	4	3	1	-	-	1	1	1.0	-	-	-	-	-	-
12/9	CLE	L	S	3	3	-	-	-	-	-	-	-	2	-	-	-	-
12/16	at NE	L	S	6	3	3	-	-	1	0	-	-	1	-	-	-	-
12/23	at TEN	L	S	2	2	-	-	-	-	-	-	-	1	-	-	-	-
12/30	KC	W	S	5	5	-	-	-	-	-	-	-	1	-	-	-	-
2007 Totals			**16/16**	**91**	**77**	**14**	**0**	**0**	**3**	**20**	**6.7**	**0**	**13**	**1**	**0**	**0**	**0**

Darrelle Revis' Career Interceptions (8)

	Date	Team	Quarterback
1.	10/28/07	vs. BUF	Trent Edwards (1)
2.	12/02/07	at MIA	John Beck
3.	12/16/07	at NE	Tom Brady
4.	9/7/08	at MIA	Chad Pennington
5.	9/28/08	vs. ARI	Kurt Warner (1)
6.	9/28/08	vs. ARI	Kurt Warner (2)
7.	11/2/08	at BUF	Trent Edwards (2)
8.	12/14/08	vs. BUF	J.P. Losman

25
SAFETY

KERRY RHODES

6-3 / 214 / Louisville
27 years old (as of opening weekend)

Bessemer, AL/Lanier HS
EXPERIENCE: NFL: 5 / Jets: 5th
ACQUIRED: D4 (123), 2005 NFL Draft

CAREER HIGHLIGHTS

◊ Started all 64 regular season games in his career, recording 349 tackles, 12 interceptions, nine sacks, 30 passes defensed, five forced fumbles and four fumble recoveries, including an 11-yard return for a touchdown.

◊ Led the Jets secondary in tackles in 2008 with 81.

◊ Scored his first NFL touchdown vs. NYG, 10/7/07, when he stripped Brandon Jacobs, recovered the fumble and returned it 11 yards for the score.

◊ In 2007, became the first Jet since Otis Smith in 1995 to snare interceptions in four consecutive games, as he led the team with five picks.

◊ Named second-team All-Pro by the Associated Press in 2006.

◊ In 2006, tied for the team lead in interceptions (four) and tied for third in sacks (five) in 2006...The five sacks were the most by a Jets defensive back in franchise history.

◊ Named AFC Player of the Week for his two strip sacks and 10 tackles in a victory at BUF, 9/24/06.

◊ Received the 2006 Sparkplug Award as Jets Player of the Year voted by "The Jets Pack," one of the oldest tailgates at Jets games.

CAREER TRANSACTIONS

◊ 4/10/08, NYJ, Signed, Extension

◊ 4/24/05, NYJ, D4 (123)

SEASON-BY-SEASON REVIEW

2008 (JETS) Started all 16 games and finishing third on the team in tackles with 81…Registered two interceptions, one sack, five passes defensed and two fumble recoveries on the season. **SEASON HIGHLIGHTS: (12/14 vs. BUF)…** With :10 remaining in regulation, intercepted QB J.P. Losman ensuring the Jets 31-27 win over the Bills. **(11/30 vs. DEN)**… Made 60th career start at free safety, collecting a

season-high nine tackles (five solo). **(11/13 at NE)**…With 13:12 remaining in the third quarter recovered an Eric Barton forced fumble and returned it 11 yards. **(11/9 vs. STL)**…Recorded first fumble recovery of the season on a Dwight Lowery forced fumble, returned the ball 18 yards setting up a 46-yard Jay Feely field goal with 5:44 remaining in the second quarter…Followed the play by snatching his first interception of the season off of a Marc Bulger pass and returned it a career-long 50 yards setting up a one-yard Dustin Keller touchdown reception. **(10/26 vs. KC)**…Named Jets' Defensive Player of the Game, recording seven tackles (six solo)…Registered first sack of the season for a five-yard loss.

2007 (JETS) Started all 16 games, leading the team with five interceptions…Recorded 68 tackles, two sacks, three passes defensed, two forced fumbles and one fumble recovery and a return for a touchdown. **SEASON HIGHLIGHTS: (12/30 vs. KC)**…Sacked Brodie Croyle for an eight-yard loss in the overtime victory. **(12/9 vs. CLE)**…Intercepted a Derek Anderson pass at the end of the first quarter, returning it 13 yards, to become the first Jet since Otis Smith (1995) to record an interception in four consecutive games. **(12/2 at MIAMI)**…Intercepted John Beck, returning the ball 36 yards…Named Jets Defensive Player of the Week. **(11/22 at DAL)**…Returned an interception of Tony Romo 22 yards. **(11/18 vs. PIT)**…Intercepted a Ben Roethlisberger pass and returned it two yards in the Jets overtime win. **(10/14 vs. PHI)**…Recorded his first sack of the season on Donovan McNabb. **(10/7 at NYG)**…Forced a Brandon Jacobs fumble in the first quarter and returned it 11 yards for his first career touchdown…Recorded a season-high nine tackles with seven solos. **(9/23 vs. MIA)**…Picked off Trent Green and returned it three yards in the victory.

2006 (JETS) Posted 92 tackles, five sacks, four interceptions, 13 passes defensed, three forced fumbles and a fumble recovery…Five sacks were the most by a Jets' defensive back in franchise history…Four interceptions tied for team lead. **POSTSEASON: (1/7 at NE)**... Recorded six tackles in a AFC Wildcard loss. **SEASON HIGHLIGHTS: (12/10 vs. BUF)**…Led the team in tackles with seven. **(11/26 vs. HOU)**…Tied for the team lead with 11 tackles and intercepted David Carr. **(10/22 vs. DET)**…Named Jets Special Teams Player of the Week after leading the team with two special teams' tackles and recovering an onside kick to help preserve the victory. **(9/24 at BUF)**…Named both AFC Defensive Player of the Week and Jets Defensive Player of the Week after notching 10 tackles and two strip sacks that led to turnovers (one a touchdown by Victor Hobson). **(9/17 vs. NE)**…Recorded a strip sack of Tom Brady, a fumble that was recovered by Bryan Thomas that led to a score. **(9/10 at TEN)**…Picked off Kerry Collins on the first play from scrimmage in the second half of the opener.

2005 (JETS) Posted 108 tackles, one sack, one interception and nine passes defensed in his rookie season. **SEASON HIGHLIGHTS: (11/27 vs. NO)**…Led the team in tackles with 10. **(11/20 at DEN)**…Credited with a career-high 12 tackles, a tackle-for-loss, and a 10-yard sack on Jake Plummer, the first of his career. **(9/25 vs. JAC)**…Snagged his first career interception off of Byron Leftwich.

BEFORE THE NFL

◊Played in 44 games and made 19 starts in his four-year career at Louisville, finishing with 218 tackles, one sack, 11 interceptions, 19 pass breakups, three forced fumbles and one fumble recovery.

◊Recorded 109 tackles, six interceptions, nine passes defensed, two forced fumbles and a fumble recovery as a senior, playing in 12 games with six starts.

◊A two-time All-Metro choice by *The Birmingham News* and honorable mention All-State performer at Lanier HS as a senior quarterback after he threw for more than 1,600 yards and 13 touchdowns, and added another 850 yards and seven touchdowns on the ground.

◊Metro Player of the Year and second-team All-State performer in basketball at Lanier HS as a senior when he led his team to the title game…Averaged more than 23 points and handed out nine assists per game.

OFF THE FIELD

◊Communications major at Louisville.

◊Established the R.H.O.D.E.S. Foundation, the Reaffirming Hopes Of Dream Endearing Scholars Foundation, which launched July 2006 at Jay-Z's 40/40 Club in New York City.

◊Visited the Courtland School in the Bronx in 2007, on behalf of the RHODES Foundation as part of the "Catching with Kids" program to help encourage at-risk students.

◊Established an annual celebrity charity basketball game at Lanier HS in Bessemer, AL, for the RHODES Foundation.

◊Hosts a one-day Annual Skills & Drills Football Clinic at Legions Field Birmingham, AL with teammate and fellow Alabama native, Jerricho Cotchery, in June.

◊Filmed role for "Queen of Media", based on the *New York Times* bestseller "Wendy's Got the Heat", detailing the story on New York radio personality Wendy Williams…Also appeared in the independent film "Misunderstandings," a short film about relationship dilemmas.

Kerry Rhodes' Career Interceptions (12)

	Date	Team	Quarterback
1.	9/25/05	vs. JAC	Byron Leftwich
2.	9/10/06	at TEN	Kerry Collins
3.	10/22/06	vs. DET	Jon Kitna
4.	11/26/06	vs. HOU	David Carr
5.	12/3/06	at GB	Brett Favre
6.	9/23/07	vs. MIA	Trent Green
7.	11/18/07	vs. PIT	Ben Roethlisberger
8.	11/22/07	at DAL	Tony Romo
9.	12/2/07	at MIA	John Beck
10.	12/9/07	vs. CLE	Derek Anderson
11.	11/9/08	vs. STL	Marc Bulger
12.	12/15/08	vs. BUF	J.P. Losman

KERRY RHODES' CAREER STATISTICS

Year/Tm	G/S	TT	S	A	Sk	Yds	Int	Yds	Lg	TD	PD	FF	FR	Yds	TD
05/NYJ	16/16	108	85	23	1	10	1	0	0	0	9	-	-		-
06/NYJ	16/16	92	70	22	5	43	4	46	25	0	13	3	1	4	-
07/NYJ	16/16	68	50	18	2	14	5	76	36	0	3	2	1	11	1
08/NYJ	16/16	81	60	21	1	5	2	50	50	0	5	0	2	29	0
Totals	**64/64**	**349**	**265**	**84**	**9**	**72**	**12**	**172**	**50**	**0**	**30**	**5**	**4**	**44**	**1**

Career Bests
Tackles: 12 (11/20/05 at DEN)
Solo Tackles: 10 (twice, last: 9/17/06 vs. NE)
Interceptions: 1 (12 times, last: 12/14/08 vs. BUF)
Longest Int Return: 50 (11/9/08 vs. STL)
Passes Defensed: 3 (12/3/06 at GB)
Forced Fumbles: 2 (9/24/06 at BUF)

CAREER POSTSEASON STATISTICS

Year/Tm	G/S	TT	S	A	Sk	Yds	Int	Yds	Lg	TD	PD	FF	FR	Yds	TD
06/NYJ	1/1	6	5	1	-	-	-	-	-	-	1	-	-	-	-
Totals	**1/1**	**6**	**5**	**1**	**0**	**0**	**0**	**0**	**-**	**0**	**1**	**0**	**0**	**0**	**0**

KERRY RHODES GAME-BY-GAME

2008 New York Jets

Date	Opp	W/L	P/S	TT	S	A	Sk	Yds	Int	Yds	Avg	TD	PD	FF	FR	Yds	TD
9/7	at MIA	W	S	6	4	2	0	0	0	0	0	0	1	0	0	0	-
9/14	NE	L	S	4	3	1	0	0	0	0	0	0	0	0	0	0	-
9/22	at SD	L	S	3	3	0	0	0	0	0	0	0	0	0	0	0	-
9/28	ARI	W	S	7	6	1	0	0	0	0	0	0	0	0	0	0	-
10/12	CIN	W	S	3	2	1	0	0	0	0	0	0	0	0	0	0	-
10/19	at OAK	L	S	7	5	2	0	0	0	0	0	0	0	0	0	0	-
10/26	KC	W	S	7	6	1	1	5	0	0	0	0	0	0	0	0	-
11/2	at BUF	W	S	4	2	2	0	0	0	0	0	0	1	0	0	0	-
11/9	STL	W	S	3	3	0	0	0	1	50	50	0	2	0	1	18	-
11/13	at NE	W	S	4	4	0	0	0	0	0	0	0	0	0	1	11	-
11/23	at TEN	W	S	4	2	2	0	0	0	0	0	0	0	0	0	0	-
11/30	DEN	L	S	9	5	4	0	0	0	0	0	0	0	0	0	0	-
12/7	at SF	L	S	4	4	0	0	0	0	0	0	0	0	0	0	0	-
12/14	BUF	W	S	8	4	4	0	0	1	0	0	0	1	0	0	0	-
12/21	at SEA	L	S	6	6	0	0	0	0	0	0	0	0	0	0	0	-
12/28	MIA	L	S	2	1	1	0	0	0	0	0	0	0	0	0	0	-
2008 Totals			**16/16**	**81**	**60**	**21**	**1**	**5**	**2**	**50**	**50**	**0**	**5**	**0**	**2**	**29**	**0**

2007 New York Jets

Date	Opp	W/L	P/S	TT	S	A	Sk	Yds	Int	Yds	Avg	TD	PD	FF	FR	Yds	TD
9/9	NE	L	S	5	3	2	-	-	-	-	-	-	1	-	-	-	-
9/16	at BAL	L	S	3	2	1	-	-	-	-	-	-	-	-	-	-	-
9/23	MIA	W	S	3	3	-	-	-	1	3	3.0	-	1	-	-	-	-
9/30	at BUF	L	S	2	1	1	-	-	-	-	-	-	-	-	-	-	-
10/7	at NYG	L	S	9	7	2	-	-	-	-	-	-	-	1	1	11	1
10/14	PHI	L	S	7	7	-	1	6	-	-	-	-	-	-	-	-	-
10/21	at CIN	L	S	8	5	3	-	-	-	-	-	-	-	-	-	-	-
10/28	BUF	L	S	5	3	2	-	-	-	-	-	-	-	-	-	-	-
11/4	WAS	L	S	5	3	2	-	-	-	-	-	-	-	-	-	-	-
11/18	PIT	W	S	-	-	-	-	-	1	2	2.0	-	1	-	-	-	-
11/22	at DAL	L	S	3	1	2	-	-	1	22	22.0	-	1	-	-	-	-
12/2	at MIA	W	S	4	2	2	-	-	1	36	36.0	-	2	-	-	-	-
12/9	CLE	L	S	6	5	1	-	-	1	13	13.0	-	2	1	-	-	-
12/16	at NE	L	S	3	3	-	-	-	-	-	-	-	-	-	-	-	-
12/23	at TEN	L	S	3	3	-	-	-	-	-	-	-	-	-	-	-	-
12/30	KC	W	S	2	2	-	1	8	-	-	-	-	-	-	-	-	-
2007 Totals			**16/16**	**68**	**50**	**18**	**2**	**14**	**5**	**76**	**15.2**	**0**	**8**	**2**	**1**	**11**	**1**

2006 New York Jets

Date	Opp	W/L	P/S	TT	S	A	Sk	Yds	Int	Yds	Avg	TD	PD	FF	FR	Yds	TD
9/10	at TEN	W	S	4	2	2	-	-	1	25	25.0	-	1	-	-	-	-
9/17	NE	L	S	11	10	1	1	9	-	-	-	-	1	1	-	-	-
9/24	at BUF	W	S	10	7	3	2	18	-	-	-	-	-	2	-	-	-
10/01	IND	L	S	5	3	2	-	-	-	-	-	-	1	-	-	-	-
10/08	at JAC	L	S	3	2	1	-	-	-	-	-	-	-	-	-	-	-
10/15	MIA	W	S	8	6	2	-	-	-	-	-	-	1	-	-	-	-
10/22	DET	W	S	-	-	-	-	-	1	0	0	-	2	-	-	-	-
10/29	at CLE	L	S5	5	3	2	-	-	-	-	-	-	-	-	-	-	-
11/12	at NE	W	S	9	6	3	-	-	-	-	-	-	-	-	1	4	-
11/19	CHI	L	S	8	8	-	1	8	-	-	-	-	1	-	-	-	-
11/26	HOU	W	S	11	8	3	-	-	1	9	9.0	-	2	-	-	-	-
12/3	at GB	W	S	1	1	-	-	-	1	12	12.0	-	3	-	-	-	-
12/10	BUF	L	S	7	7	-	-	-	-	-	-	-	-	-	-	-	-
12/17	at MIN	W	S	3	2	1	-	-	-	-	-	-	1	-	-	-	-
12/25	at MIA	W	S	3	1	2	-	-	-	-	-	-	-	-	-	-	-
12/31	OAK	W	S	4	4	-	1	8	-	-	-	-	-	-	-	-	-
2006 Totals			**16/16**	**92**	**70**	**22**	**5**	**43**	**4**	**46**	**11.5**	**0**	**13**	**3**	**1**	**4**	**0**

2006 Postseason

Date	Opp	W/L	P/S	TT	S	A	Sk	Yds	Int	Yds	Avg	TD	PD	FF	FR	Yds	TD
1/7/07	at NE	L	S	6	5	1	-	-	-	-	-	-	1	-	-	-	-
Totals			**1/1**	**6**	**5**	**1**	**0**	**0**	**0**	**0**	**0**	**0**	**1**	**0**	**0**	**0**	**0**

2005 New York Jets

Date	Opp	W/L	P/S	TT	S	A	Sk	Yds	Int	Yds	Avg	TD	PD	FF	FR	Yds	TD
9/11	at KC	L	S	7	7	-	-	-	-	-	-	-	-	-	-	-	-
9/18	MIA	W	S	7	4	3	-	-	-	-	-	-	2	-	-	-	-
9/25	JAC	L	S	7	6	1	-	-	1	0	-	-	1	-	-	-	-
10/2	at BAL	L	S	8	5	3	-	-	-	-	-	-	-	-	-	-	-
10/9	TB	W	S	4	3	1	-	-	-	-	-	-	-	-	-	-	-
10/16	at BUF	L	S	9	6	3	-	-	-	-	-	-	1	-	-	-	-
10/24	at ATL	L	S	3	3	-	-	-	-	-	-	-	-	-	-	-	-
11/6	SD	L	S	5	5	-	-	-	-	-	-	-	-	-	-	-	-
11/13	at CAR	L	S	6	3	3	-	-	-	-	-	-	-	-	-	-	-
11/20	at DEN	L	S	12	10	2	1	10	-	-	-	-	-	-	-	-	-
11/27	NO	L	S	10	9	1	-	-	-	-	-	-	-	-	-	-	-
12/4	at NE	L	S	8	7	1	-	-	-	-	-	-	-	-	-	-	-
12/11	OAK	W	S	1	1	-	-	-	-	-	-	-	1	-	-	-	-
12/18	at MIA	L	S	4	4	-	-	-	-	-	-	-	1	-	-	-	-
12/26	NE	L	S	6	4	2	-	-	-	-	-	-	1	-	-	-	-
1/1	BUF	W	S	11	8	3	-	-	-	-	-	-	2	-	-	-	-
2005 Totals			**16/16**	**108**	**85**	**23**	**1**	**10**	**1**	**0**	**0.0**	**0**	**9**	**0**	**0**	**0**	**0**

TONY RICHARDSON

49
FULLBACK

6-1 / 238 / Auburn
37 years old (as of opening weekend)
Daleville, AL/Daleville HS
EXPERIENCE: NFL: 15 / Jets: 2nd
ACQUIRED: UFA (MIN, 3/6/08)
ENTERED NFL: Undrafted FA (DAL, 5/2/94)

CAREER HIGHLIGHTS

◊Played in 202 regular season games, starting 113, rushing for 1,666 yards and 15 touchdowns on 417 carries…Also logged 202 receptions for 1,502 yards and nine touchdowns.

◊ Led the way in 2008 for the Jets pair of Pro Bowl running backs, Thomas Jones and returner Leon Washington.

◊Earned third career Pro Bowl berth as a fullback in 2007 for MIN (2003-04 with KC).

◊Named *Associated Press* second-team All-Pro (2004, 2007).

◊Named to *USA Today* All-Joe Team (2000-01).

◊Named *Sports Illustrated* All-Pro (1999, 2000), recognizing the overlooked and under-appreciated in the NFL.

◊Has blocked for a 1,000-yard rusher seven times since 2001 (Priest Holmes 3, Larry Johnson, Chester Taylor, Adrian Peterson, Thomas Jones).

◊Cleared a path for Pro Bowl rushers Thomas Jones (2008), Adrian Peterson (2007), Larry Johnson (2005) and Priest Holmes (2001, 2002, 2003)

◊Blocked for Larry Johnson's KC-record 1,750 yards on the ground in 2005…Helped Priest Holmes establish an NFL record with 27 rushing touchdowns in 2003.

CAREER TRANSACTIONS

◊ 3/3/09, NYJ, Re-signed, UFA
◊ 3/6/08, NYJ, Signed, UFA (MIN)
◊ 11/22/06, MIN, IR
◊ 3/27/06, MIN, Signed, UFA (KC)
◊ 3/15/04, KC, Re-signed, Contract extension
◊ 12/17/02, KC, IR
◊ 2/16/00, KC, Re-signed, Contract extension
◊ 12/11/95, KC, IR
◊ 2/8/95, KC, Signed, FA
◊ 8/30/94, DAL, Signed, Practice squad
◊ 8/28/94, DAL, Waived
◊ 5/2/94, DAL, Signed, Undrafted FA

SEASON-BY-SEASON REVIEW

2008 (JETS) Led the way for Thomas Jones to pace the AFC with 1,312 yards and team-record 13 touchdowns rushing as Jones earned his first Pro Bowl berth...Rushed 10 times for 65 yards and one reception for four yards while playing a key role on special teams...16-yard run at SEA, 12/21, was his longest run from scrimmage in seven seasons. **SEASON HIGHLIGHTS: (12/21 at SEA)**…Collected 24 yards on the Jets opening drive, including two key first downs leading to a field goal…16-yard run was longest since he gained 19 yards vs. NYG, 9/23/01…Finished with 34 yards on five carries, the most since 2001 game vs. NYG. **(12/14 vs. BUF)**…Played in his 200th career game, rushing for 13 yards as he was named Jets Offensive Player of the Game. **(11/23 at TEN)**…14-yard rush led to a field goal.

2007 (MIN) Earned berth in Pro Bowl and recognized as an *Associated Press* All-Pro 2nd-Team honoree as a fullback…Team rushed for 2,634 yards, tops in the NFL…Blocked for Adrian Peterson as he ranked second in the NFL with 1,341 yards and was named *Associated Press* Offensive Rookie of the Year. **SEASON HIGHLIGHTS: (11/4 vs. SD)**…Helped Peterson set the NFL record with 296 rushing yards. **(10/14 at CHI)**…Helped Peterson rush for 224 yards.

2006 (MIN) Started seven of nine games to start the season before he was placed on injured reserve, 11/22…Helped pave the way for Chester Taylor to break the 100-yard mark three times in the opening six games of the season…Rushed five times for 12 yards and caught 13 passes for 111 yards. **SEASON HIGHLIGHTS: (10/22 at SEA)**…Opened path for Taylor to run for career-best 169 yards and break off a 95-yard scoring run, the longest play from scrimmage in MIN history. **(10/1 at BUF)**…Recorded a season-long 25-yard reception.

2005 (KC) Started 16 games at fullback for the second straight year…Played key role in the emergence of Larry Johnson, helping him to 1,750 yards rushing and break the 100-yard mark 10 times with a pair of games over the 200-yard plateau and a Pro Bowl berth…Helped Chiefs lead the NFL in total offense with 387.0 yards per game…Rushed for 20 yards on six carries and caught nine passes for 68 yards and a touchdown. **SEASON HIGHLIGHTS: (1/1 vs. CIN)**…Caught a 22-yard pass, his longest of the season. **(11/6 vs. OAK)**…Recorded two catches for eight yards, including a six-yard touchdown, his first scoring reception in three seasons.

2004 (KC) Started all 16 games, gaining 56 yards on 12 carries and 118 yards receiving on 19 receptions…Garnered Second Team All-Pro honors from *Associated Press*…Earned second consecutive trip to Pro Bowl, first Chiefs fullback to

earn back-to-back trips since Kimble Anders (1995-97) …One of three undrafted players selected to Pro Bowl (G Brian Waters and TE Antonio Gates)…Helped KC rank first in the NFL in total offense with 418.4 yards per game. **SEASON HIGHLIGHTS: (10/24 vs. ATL)**…Rushed season-high six times and caught three passes as part of a KC offensive attack that set an NFL record with eight rushing touchdowns on the day.

2003 (KC) Honored with his first berth in the Pro Bowl …Racked up 60 yards rushing on 24 carries, 76 yards receiving on 12 catches…Cleared the way for Priest Holmes to set an NFL record with 27 rushing touchdowns…Opened holes for Holmes to rush for 1,420 yards, his third straight season over the 1,400-yard mark and the fourth-highest total in team history at the time. **POSTSEASON: (1/11 vs. IND)**…Started Divisional Playoff game, his first playoff start…Helped Chiefs rank second in the NFL in total offense with 369.4 yards per game.

2002 (KC) Played in 14 games, starting 12, before he was placed on injured reserve, 12/17…Rushed for 81 yards and two touchdowns on 22 carries…Also gained 125 yards and a touchdown on 18 receptions…Led the way for Priest Holmes to rush for 1,615 yards…Holmes led the NFL with 21 rushing touchdowns and ranked third in the NFL in yardage. **SEASON HIGHLIGHTS: (12/1 vs. ARI)**…Scored a touchdown on a three-yard run in a game KC won, 49-0. **(10/27 vs. OAK)** …Scored on a four-yard pass from Trent Green late in the fourth quarter to seal a 20-10 victory. **(10/20 vs. DEN)**… Scored on a 14-yard touchdown run.

2001 (KC) In 14 games (eight starts), scored career-high seven rushing touchdowns on 66 carries, gaining 191 yards…Added 30 receptions for 265 yards…Named to *USA Today's* All-Joe Team for second straight season. **SEASON HIGHLIGHTS: (12/23 vs. SD)**…Scored game-winning touchdown on one-yard run in a 20-17 comeback win. **(11/4 at SD)**…Recorded career-high two rushing touchdowns, including a one-yard plunge for the game-winning points with 1:28 remaining in the 25-20 Chiefs win. **(10/7 at DEN)**…Streak of 35 straight starts snapped. **(9/23 vs. NYG)**…Led team with 41 yards on the ground on nine carries. **(9/9 vs. OAK)**…Hauled in career-long 47-yard pass and rushed for a three-yard touchdown in the season opener.

2000 (KC) Started all 16 games, opening 11 at fullback and five at halfback…Team-high 147 carries and 697 yards for a 4.7-yard average…Ranked third on team with 58 catches for 468 yards…Scored three rushing and three receiving touchdowns…Named to *Sports Illustrated's* All-Pro team at fullback for the second straight season…Selected to *USA Today's* All-Joe Team, recognizing the hard working and unheralded players around the league…Led AFC backs and ranked third in the NFL with a 5.7-yard average per touch on rushes and receptions, trailing only Marshall Faulk and Tiki Barber. **SEASON HIGHLIGHTS: (12/17 vs. DEN)**…Notched career-best 156 rushing yards on 23 carries with a 28-yard rushing touchdown and a 33-yard long run. **(12/10 vs. CAR)**…Caught a career-high eight passes (56 yards) for the second time this season. **(11/12 at SF)**…Picked up 100 yards from scrimmage on eight catches for 81 yards and four carries for 19 yards. **(9/3 vs. IND)**…Opened season with first career start at halfback.

1999 (KC) Started all 16 games at fullback, accumulating 387 yards on 84 carries and one touchdown…Also caught 24 passes for 141 yards…Named to *Sports Illustrated's* All-Pro Team at fullback.

1998 (KC) Started once at fullback and played in 14 games… Rushed 20 times for 45 yards and two touchdowns…Added two receptions for 13 yards…Served as Chiefs' special teams captain, logging 11 tackles, and a pair of forced fumbles. **SEASON HIGHLIGHTS: (12/13 vs. DAL)**…Picked up a loose ball on a blocked punt by Brian Roche and returned it 10 yards. **(11/1 vs. NYJ)**…Scored on a two-yard run… Added three special teams tackles and a forced fumble. **(9/20 vs. SD)**…Scored first rushing touchdown of his career on a two-yard run.

1997 (KC) Appeared in 14 games and one postseason game…Caught three passes, all for touchdowns and had two carries for 11 yards…Ranked third on team with 21 special teams tackles. **SEASON HIGHLIGHTS: (12/21 vs. NO)**… Blocked for Marcus Allen on his final NFL rushing touchdown, the 123rd of his Hall of Fame career. **(12/7 vs. OAK)**…Caught a two-yard touchdown pass. **(9/21 at CAR)**…Scored on a three-yard pass. **(9/14 vs. BUF)**…His one-yard touchdown catch put KC ahead to stay in a 22-16 victory.

1996 (KC) Appeared in 13 games before he was placed on injured reserve, 12/10…Gained 10 yards on four carries, 18 yards and a touchdown on two receptions…Ranked second on team with career-high 25 special teams tackles. **SEASON HIGHLIGHTS: (9/22 vs. DEN)**…Logged a career-best four special teams tackles. **(9/8 vs. OAK)**…Scored first NFL touchdown on his first reception, a one-yarder.

1995 (KC) Saw time in 14 games, starting one…Gained 18 yards on eight carries…Ranked fifth on team with 18 special teams stops. **SEASON HIGHLIGHTS: (10/22 at DEN)**… Paved the way for Marcus Allen's 100th rushing touchdown. **(10/15 vs. NE)**…First NFL start. **(8/30 at SEA)**…Made NFL debut.

1994 (DAL) Spent training camp with DAL before coming back on practice squad, 8/30…Part of team that went 12-4 and advanced to the NFC Championship game at SF… Practiced daily with perennial Pro Bowlers Daryl Johnston, Troy Aikman and Emmitt Smith.

BEFORE THE NFL

◊Racked up 162 carries for 715 yards and nine touchdowns during four seasons at Auburn.

◊Grabbed 44 passes for 395 yards and two touchdowns as a senior.

◊A three-sport standout at Daleville HS in football, basketball and track.

OFF THE FIELD

◊Named 2008 Walter Payton Man of the Year for the Jets.

◊Richardson was recognized for his community service during the NFL Charities Week Event and received an NFL Charities grant for $25,000. The grant will by used by the Rich in Spirit Foundation to continue fund the Dictionary Project as well as additional charitable endeavors by Richardson.

◊The Rich in Spirit Foundation was created by Richardson to extend a helping hand and uplift the lives and spirits of individuals who society has turned their backs on.

◊Selected by NFL Commissioner Roger Goodell to the six-member Player's Advisory Committee in Spring 2007, joining Donovin Darius, Jeff Saturday, Takeo Spikes, James Thrash and Troy Vincent.

◊Serves on the NFLPA Executive Committee.

◊The Dictionary Project, which provides new dictionaries to schoolchildren and emphasizes the importance of literacy and education, is one of the many programs implemented by Richardson's Rich in Spirit Foundation. His Dictionary Project event at P.S. 14 Fairview will allowed him to spend time with 240 third-grade children and provide them with new dictionaries...Donated over 45,000 dictionaries to elementary school students in the Kansas City area through the years… Also still active in Minneapolis.

◊Continues to be active in the NFL Entrepreneurship program, taking part in classes at the Wharton School of Business in 2008 and Northwestern's Kellogg School in 2007, marking his third year in the program…Had previously studied at Stanford and Harvard.

◊Named *Pro Football Weekly's* "Arthur S. Arkush Humanitarian of the Year" in 2003 and was voted an "NFL Good Guy" in 2002, 2003 and 2004 by *The Sporting News* based on civic responsibility and character.

◊Chosen by teammates as the Chiefs' NFL Man of the Year nominee and the NFLPA's Byron "Whizzer" White Award nominee.

◊Born in Germany while his father, Sergeant Major Ben Richardson, was stationed there with the U.S. Army.

◊Tony moved to the U.S. permanently in seventh grade, while his father remained in Germany until his senior year in high school.

◊Sister, Shonn, is a Staff Sergeant in the U.S. Army.

◊After the 2005 Pro Bowl, he toured tsunami-ravaged Sri Lanka as part of a week-long relief effort.

◊Sponsors the Rich In Spirit Foundation which benefits Special Olympics and Athletes in Action.

◊Took advantage of opportunities presented through the NFL Player Programs system to earn his bachelor's degree in education from Auburn in 2000 and an MBA from Webster University in 2004.

◊Honored with the 2005 Distinguished Citizen Award from the National Conference for Community and Justice, an organization dedicated to fighting bias, bigotry and racism.

◊Annually hosted the Special Olympics Punt, Pass and Kick competition in Kansas City from 1999-2005.

TONY RICHARDSON'S CAREER STATISTICS

		Rushing					Receiving				
Yr/Tm	G/S	Rush	Yds	Avg	Lg	TD	Rec	Yds	Avg	Lg	TD
95/KC	14/1	8	18	2.3	6	-	-	-	-	-	-
96/KC	13/0	4	10	2.5	4	-	2	18	9.0	17	1
97/KC	14/0	2	11	5.5	6	-	3	6	2.0	3	3
98/KC	14/1	20	45	2.3	6	2	2	13	6.5	15	-
99/KC	16/16	84	387	4.6	26	1	24	141	5.9	29	-
00/KC	16/16	147	697	4.7	33	3	58	468	8.1	24	3
01/KC	14/8	66	191	2.9	19	7	30	265	8.8	47	-
02/KC	14/12	22	81	3.7	14	2	18	125	6.9	23	1
03/KC	16/10	24	60	2.5	7	-	12	76	6.3	14	-
04/KC	16/16	12	56	4.7	13	-	19	118	7.3	22	-
05/KC	16/16	6	20	3.3	7	-	9	68	7.6	22	1
06/MIN	9/7	5	12	2.4	3	-	13	111	8.5	25	-
07/MIN	14/3	7	13	1.9	4	-	11	89	8.1	12	-
08/NYJ	16/7	10	65	6.5	16	-	1	4	4.0	4	-
NFL Tot	**202/113**	**417**	**1,666**	**4.0**	**33**	**15**	**202**	**1,502**	**7.4**	**47**	**9**
Jets Tot	**16/7**	**10**	**65**	**6.5**	**16**	**0**	**1**	**4**	**4.0**	**4**	**0**

Additional Statistics

Special Teams Tackles: 75 (career): 11 (1998); 21 (1997); 25 (1996); 18 (1995).

Career Bests

Rushing Attempts: 23 (12/17/00 vs. DEN)
Rushing Yards: 156 (12/17/00 vs. DEN)
Long Rush: 33 (12/17/00 vs. DEN)
Rushing Touchdowns: 2 (11/4/01 at SD)
Receptions: 8 (twice, last: 12/10/00 vs. CAR)
Receiving Yards: 81 (11/12/00 at SF)
Long Reception: 47 (9/9/01 vs. OAK)
Receiving Touchdowns: 1 (9 times, last: 11/6/05 vs. OAK)

CAREER POSTSEASON STATISTICS

		Rushing					Receiving				
Yr/Tm	G/S	Rush	Yds	Avg	Lg	TD	Rec	Yds	Avg	Lg	TD
95/KC	1/0	-	-	-	-	-	-	-	-	-	-
97/KC	1/0	-	-	-	-	-	-	-	-	-	-
03/KC	1/1	-	-	-	-	-	1	10	10.0	10	-
Totals	**3/1**	**0**	**0**	**0**	**0**	**0**	**1**	**10**	**10.0**	**10**	**0**

SEVEN 1,000-YARD RUSHERS FOLLOW T-RICH

Tony Richardson has blocked for seven 1,000-yard rushers in his career, helping them qualify for the Pro Bowl six times while earning three trips to the Pro Bowl himself.

Yr/Tm	Running Back	Att	Yds	Avg	Lg	TD
08/NYJ	Thomas Jones	290	1,312	4.5	59t	13
07/MIN	Adrian Peterson	238	1,341	5.6	73t	12
06/MIN	Chester Taylor	303	1,216	4.0	95t	6
05/KC	Larry Johnson	336	1,750	5.2	49t	20
03/KC	Priest Holmes	320	1,420	4.4	31t	27
02/KC	Priest Holmes	313	1,615	5.2	56	21
01/KC	Priest Holmes	327	1,555	4.8	41	8

TONY RICHARDSON GAME-BY-GAME

2008 New York Jets

				Rushing					Receiving				
Date	Opp	W/L	P/S	Rush	Yds	Avg	Lg	TD	Rec	Yds	Avg	Lg	TD
9/7	at MIA	W	P	-	-	-	-	-	-	-	-	-	-
9/14	NE	L	P	-	-	-	-	-	1	4	4.0	4	0
9/22	at SD	L	S	-	-	-	-	-	-	-	-	-	-
9/28	ARI	W	P	-	-	-	-	-	-	-	-	-	-
10/12	CIN	W	P	-	-	-	-	-	-	-	-	-	-
10/19	at OAK	L	P	-	-	-	-	-	-	-	-	-	-
10/26	KC	W	S	-	-	-	-	-	-	-	-	-	-

Date	Opp	W/L	P/S	Rush	Yds	Avg	Lg	TD	Rec	Yds	Avg	Lg	TD
11/2	at BUF	W	P	1	3	3.0	3	-	-	-	-	-	-
11/9	STL	W	S	-	-		-	-	-	-	-	-	-
11/13	at NE	W	S	-	-		-	-	-	-	-	-	-
11/23	at TEN	W	S	2	15	7.5	14	-	-	-	-	-	-
11/30	DEN	L	S	-	-		-	-	-	-	-	-	-
12/7	at SF	L	P	-	-	-	-	-	-	-	-	-	-
12/14	BUF	W	P	2	13	6.5	12	-	-	-	-	-	-
12/21	at SEA	L	P	5	34	6.8	16	-	-	-	-	-	-
12/28	MIA	L	S	-	-	-	-	-	-	-	-	-	-
2008 Totals			**16/7**	**10**	**65**	**6.5**	**16**	**0**	**1**	**4**	**4.0**	**4**	**0**

2007 Minnesota Vikings

				Rushing					Receiving				
Date	Opp	W/L	P/S	Rush	Yds	Avg	Lg	TD	Rec	Yds	Avg	Lg	TD
9/9	ATL	W	P	-	-	-	-	-	2	10	5.0	10	-
9/30	GB	L	S	-	-	-	-	-	1	9	9.0	9	-
10/14	at CHI	W	P	1	4	4.0	4	-	-	-	-	-	-
10/21	at DAL	L	P	1	1	1.0	1	-	-	-	-	-	-
10/28	PHI	L	S	1	1	1.0	1	-	-	-	-	-	-
11/4	SD	W	P	1	4	4.0	4	-	-	-	-	-	-
11/11	at GB	L	P	-	-	-	-	-	1	4	4.0	4	-
11/18	OAK	W	P	-	-	-	-	-	2	19	9.5	11	-
11/25	at NYG	W	P	-	-	-	-	-	-	-	-	-	-
12/2	DET	W	P	1	2	2.0	2	-	1	11	11.0	11	-
12/9	at SF	W	P	-	-	-	-	-	1	12	12.0	12	-
12/17	CHI	W	S	1	2	2.0	2	-	2	13	6.5	9	-
12/3	WAS	L	P	1	-1	-1.0	-1	-	1	11	11.0	11	-
12/30	at DEN	L	P	-	-	-	-	-	-	-	-	-	-
2007 Totals			**14/3**	**7**	**13**	**1.9**	**4**	**0**	**11**	**89**	**8.1**	**12**	**0**

2006 Minnesota Vikings

				Rushing					Receiving				
Date	Opp	W/L	P/S	Rush	Yds	Avg	Lg	TD	Rec	Yds	Avg	Lg	TD
9/11	at WAS	W	S	-	-	-	-	-	-	-	-	-	-
9/17	CAR	W	S	4	10	2.5	3	-	-	-	-	-	-
9/24	CHI	L	S	-	-	-	-	-	1	7	7.0	7	-
10/1	at BUF	L	S	-	-	-	-	-	2	31	15.5	25	-
10/8	DET	W	P	-	-	-	-	-	2	18	9.0	20	-
10/22	at SEA	W	P	-	-	-	-	-	-	-	-	-	-
10/30	NE	L	S	-	-	-	-	-	2	9	4.5	8	-
11/5	at SF	L	S	1	2	2.0	2	-	3	33	11.0	14	-
11/12	GB	L	S	-	-	-	-	-	3	13	4.3	14	-
2006 Totals			**9/7**	**5**	**12**	**2.4**	**3**	**0**	**13**	**111**	**8.5**	**25**	**0**

2005 Kansas City Chiefs

				Rushing					Receiving				
Date	Opp	W/L	P/S	Rush	Yds	Avg	Lg	TD	Rec	Yds	Avg	Lg	TD
9/11	NYJ	W	S	1	4	4.0	4	-	-	-	-	-	-
9/18	at OAK	W	S	-	-	-	-	-	-	-	-	-	-
9/26	at DEN	L	S	-	-	-	-	-	1	3	3.0	3	-
10/2	PHI	L	S	-	-	-	-	-	-	-	-	-	-
10/16	WAS	W	S	-	-	-	-	-	-	-	-	-	-
10/21	at MIA	W	S	-	-	-	-	-	1	1	1.0	1	-
10/30	at SD	L	S	-	-	-	-	-	1	9	9.0	9	-
11/6	OAK	W	S	-	-	-	-	-	2	8	4.0	6t	1
11/13	at BUF	L	S	2	8	4.0	7	-	-	-	-	-	-
11/20	at HOU	W	S	-	-	-	-	-	-	-	-	-	-
11/27	NE	W	S	1	-	-	-	-	-	-	-	-	-
12/4	DEN	W	S	1	8	8.0	8	-	-	-	-	-	-
12/11	at DAL	L	S	-	-	-	-	-	1	5	5.0	5	-
12/17	at NYG	L	S	1	-	-	-	-	-	-	-	-	-
12/24	SD	W	S	-	-	-	-	-	2	20	10.0	11	-
1/1	CIN	W	S	-	-	-	-	-	1	22	22.0	22	-
2005 Totals			**16/16**	**6**	**20**	**3.3**	**8**	**0**	**9**	**68**	**7.6**	**22**	**1**

2004 Kansas City Chiefs

				Rushing					Receiving				
Date	**Opp**	**W/L**	**P/S**	**Rush**	**Yds**	**Avg**	**Lg**	**TD**	**Rec**	**Yds**	**Avg**	**Lg**	**TD**
9/12	at DEN	L	S	1	13	13.0	13	-	-	-	-	-	-
9/19	CAR	L	S	-	-	-	-	-	3	7	2.3	5	-
9/26	HOU	L	S	-	-	-	-	-	-	-	-	-	-
10/4	at BAL	W	S	1	4	4.0	4	-	2	10	5.0	6	-
10/17	at JAC	L	S	1	1	1.0	1	-	1	6	6.0	6	-
10/24	ATL	W	S	6	29	4.8	8	-	3	36	12.0	22	-
10/31	IND	W	S	-	-	-	-	-	1	1	1.0	1	-
11/7	at TB	L	S	-	-	-	-	-	1	1	1.0	1	-
11/14	at NO	L	S	1	1	1.0	1	-	-	-	-	-	-
11/22	NE	L	S	-	-	-	-	-	1	7	7.0	7	-
11/28	SD	L	S	-	-	-	-	-	1	3	3.0	3	-
12/5	at OAK	W	S	-	-	-	-	-	3	21	7.0	12	-
12/13	at TEN	W	S	-	-	-	-	-	-	-	-	-	-
12/19	DEN	W	S	-	-	-	-	-	1	11	11.0	11	-
12/25	OAK	W	S	2	8	4.0	5	-	1	7	7.0	7	-
1/2	at SD	L	S	-	-	-	-	-	1	8	8.0	8	-
2004 Totals			**16/16**	**12**	**56**	**4.7**	**13**	**0**	**19**	**118**	**6.2**	**22**	**0**

2003 Kansas City Chiefs

				Rushing					Receiving				
Date	**Opp**	**W/L**	**P/S**	**Rush**	**Yds**	**Avg**	**Lg**	**TD**	**Rec**	**Yds**	**Avg**	**Lg**	**TD**
9/7	SD	W	S	4	7	1.8	7	-	-	-	-	-	-
9/14	PIT	W	S	5	20	4.0	6	-	-	-	-	-	-
9/21	at HOU	W	S	-	-	-	-	-	-	-	-	-	-
9/28	at BAL	W	S	1	4	4.0	4	-	2	18	9.0	11	-
10/5	DEN	W	S	1	-1	-1.0	-1	-	2	9	4.5	6	-
10/12	at GB	W	S	-	-	-	-	-	3	9	3.0	8	-
10/20	at OAK	W	S	1	5	5.0	5	-	1	7	7.0	7	-
10/26	BUF	W	S	6	11	1.8	8	-	2	11	5.5	9	-
11/9	CLE	W	S	2	3	1.5	2	-	1	14	14.0	14	-
11/16	at CIN	L	S	-	-	-	-	-	-	-	-	-	-
11/23	OAK	W	S	-	-	-	-	-	-	-	-	-	-
11/30	at SD	W	S	-	-	-	-	-	1	8	8.0	8	-
12/7	at DEN	L	S	-	-	-	-	-	-	-	-	-	-
12/14	DET	W	S	-	-	-	-	-	-	-	-	-	-
12/20	at MIN	L	S	4	11	2.8	4	-	-	-	-	-	-
12/18	CHI	W	S	-	-	-	-	-	-	-	-	-	-
2003 Totals			**16/16**	**24**	**60**	**2.5**	**8**	**0**	**12**	**76**	**6.3**	**14**	**0**

2003 Postseason

				Rushing					Receiving				
Date	**Opp**	**W/L**	**P/S**	**Rush**	**Yds**	**Avg**	**Lg**	**TD**	**Rec**	**Yds**	**Avg**	**Lg**	**TD**
1/11/04	IND	L	S	-	-	-	-	-	1	10	10.0	10	-

2002 Kansas City Chiefs

				Rushing					Receiving				
Date	**Opp**	**W/L**	**P/S**	**Rush**	**Yds**	**Avg**	**Lg**	**TD**	**Rec**	**Yds**	**Avg**	**Lg**	**TD**
9/8	at CLE	W	S	3	13	4.3	8	-	2	26	13.0	23	-
9/15	JAC	L	S	1	-1	-1.0	-1	-	1	12	12.0	12	-
9/22	at NE	L	S	-	-	-	-	-	2	10	5.0	5	-
9/29	MIA	W	S	2	5	2.5	3	-	1	5	5.0	5	-
10/6	at NYJ	W	S	1	4	4.0	4	-	2	23	11.5	15	-
10/13	at SD	L	S	1	-	-	-	-	2	11	5.5	8	-
10/20	DEN	L	S	3	21	7.0	14t	1	-	-	-	-	-
10/27	OAK	W	S	3	2	0.7	8	-	1	4	4.0	4t	1
11/10	at SF	L	S	1	2	2.0	2	-	1	2	2.0	2	-
11/17	BUF	W	S	-	-	-	-	-	-	-	-	-	-
1124	at SEA	L	S	-	-	-	-	-	3	11	3.7	4	-
12/1	ARI	W	S	2	8	4.0	5	1	-	-	-	-	-
12/8	STL	W	S	4	27	6.8	9	-	1	7	7.0	7	-
12/15	at DEN	L	S	1	-	-	-	-	2	14	7.0	12	-
2002 Totals			**14/12**	**22**	**81**	**3.7**	**14t**	**2**	**18**	**125**	**6.9**	**23**	**1**

2001 Kansas City Chiefs

				Rushing					Receiving				
Date	**Opp**	**W/L**	**P/S**	**Rush**	**Yds**	**Avg**	**Lg**	**TD**	**Rec**	**Yds**	**Avg**	**Lg**	**TD**
9/9	OAK	L	S	6	3	0.5	3t	1	4	68	17.0	47	-
9/23	NYG	L	S	9	41	4.6	19	-	1	2	2.0	2	-
9/30	at WAS	W	S	11	30	2.7	14	1	3	28	9.3	15	-
10/21	at ARI	L	P	1	4	4.0	4	-	1	20	20.0	20	-
10/25	IND	L	S	4	26	6.5	19	-	2	25	12.5	16	-
11/4	at SD	W	S	8	23	2.9	8	2	4	33	8.3	19	-
11/11	at NYJ	L	S	5	22	4.4	13	-	3	22	7.3	11	-
11/25	SEA	W	P	9	18	2.0	6	1	2	28	14.0	21	-
11/29	PHI	L	S	1	3	3.0	3	-	2	11	5.5	6	-
12/9	at OAK	L	P	5	12	2.4	8	-	3	12	4.0	6	-
12/16	DEN	W	S	2	3	1.5	2	-	-	-	-	-	-
12/23	SD	W	P	3	5	1.7	4	1	2	2	1.0	3	-
12/30	at JAC	W	P	-	-	-	-	-	3	14	4.7	6	-
1/6	at SEA	L	P	2	1	0.5	1t	1	-	-	-	-	-
2001 Totals			**14/8**	**66**	**191**	**2.9**	**19**	**7**	**30**	**265**	**8.8**	**47**	**0**

2000 Kansas City Chiefs

				Rushing					Receiving				
Date	**Opp**	**W/L**	**P/S**	**Rush**	**Yds**	**Avg**	**Lg**	**TD**	**Rec**	**Yds**	**Avg**	**Lg**	**TD**
9/3	IND	L	S	13	58	4.5	16	-	2	24	12.0	13	1
9/10	at TEN	L	S	14	28	2.0	10	-	1	2	2.0	2	-
9/17	SD	W	S	6	40	6.7	18	-	4	22	5.5	10	1
9/24	at DEN	W	S	14	35	2.5	15	1	2	35	17.5	22	-
10/2	SEA	W	S	11	53	4.8	15	-	1	6	6.0	6	-
10/15	OAK	L	S	5	25	5.0	8	-	5	31	6.2	15t	1
10/22	STL	W	S	2	2	1.0	2	-	1	16	16.0	16	-
10/29	at SEA	W	S	4	18	4.5	7	-	2	10	5.0	10	-
11/5	at OAK	L	S	3	18	6.0	12	1	7	51	7.3	14	-
11/12	at SF	L	S	4	19	4.8	11	-	8	81	10.1	18	-
11/19	BUF	L	S	8	44	5.5	20	-	4	30	7.5	20	-
11/26	at SD	L	S	9	52	5.8	15	-	3	27	9.0	17	-
12/4	at NE	L	S	6	30	5.0	9	-	3	32	10.7	15	-
12/10	CAR	W	S	17	89	5.2	16	-	8	56	7.0	24	-
12/17	DEN	W	S	23	156	6.8	33	1	3	13	4.3	9	-
12/24	at ATL	L	S	8	30	3.8	10	-	4	32	8.0	19	-
2000 Totals			**16/16**	**147**	**697**	**4.7**	**33**	**3**	**58**	**468**	**8.1**	**24**	**3**

1999 Kansas City Chiefs

				Rushing					Receiving				
Date	**Opp**	**W/L**	**P/S**	**Rush**	**Yds**	**Avg**	**Lg**	**TD**	**Rec**	**Yds**	**Avg**	**Lg**	**TD**
9/12	at CHI	L	S	3	19	6.3	12	-	4	24	6.0	15	-
9/19	DEN	W	S	4	7	1.8	3	1	1	-1	-1.0	-1	-
9/26	DET	W	S	3	14	4.7	9	-	-	-	-	-	-
10/3	at SD	L	S	3	3	1.0	2	-	2	6	3.0	11	-
10/10	NE	W	S	5	15	3.0	13	-	-	-	-	-	-
10/21	at BAL	W	S	-	-	-	-	-	1	4	4.0	4	-
10/31	SD	W	S	6	14	2.3	5	-	-	-	-	-	-
11/7	at IND	L	S	3	5	1.7	4	-	-	-	-	-	-
11/14	at TB	L	S	2	7	3.5	6	-	2	2	1.0	2	-
11/21	SEA	L	S	2	4	2.0	2	-	1	29	29.0	29	-
11/28	at OAK	W	S	3	15	5.0	9	-	5	37	7.4	18	-
12/5	at DEN	W	S	12	80	6.7	26	-	2	16	8.0	9	-
12/12	MIN	W	S	11	57	5.2	25	-	1	9	9.0	-	-
12/18	PIT	W	S	11	57	5.2	25	-	1	-3	-3.0	-3	-
12/26	at SEA	L	S	8	20	2.5	7	-	2	9	4.5	11	-
1/2	OAK	L	S	8	70	8.8	24	-	2	9	4.5	13	-
1999 Totals			**16/16**	**84**	**387**	**4.6**	**26**	**1**	**24**	**141**	**5.9**	**29**	**0**

BART SCOTT

57
LINEBACKER

6-2 / 240 / Southern Illinois
29 years old (as of opening weekend)
Detroit, MI/Southeastern (MI) HS
EXPERIENCE: NFL: 8 / Jets: 1st
ACQUIRED: UFA (BAL, 2/28/09)
ENTERED NFL: Undrafted FA, BAL (4/25/02)

CAREER HIGHLIGHTS

◊ Has played 109 games, starting 58, logging 508 tackles, 16 sacks, three interceptions, 23 passes defensed, three forced fumbles and four fumbles recovered...Recorded 38 tackles in five postseason contests, four starts.

◊ Produced four consecutive seasons with 100-or-more tackles, the second-highest total in BAL history behind Ray Lewis' seven seasons.

◊ Earned Pro Bowl appearance in 2006 as second alternate after his first NFL season with 16 starts…Registered career-high totals of 135 tackles, 9.5 sacks and two interceptions in 2006 and earned recognition as second-team All-Pro by *Associated Press, Sports Illustrated* All-Pro by Peter King and the *USA Today* All-Joe Team.

◊ AFC Defensive Player of the Month for Sept. 2006 after tying for the NFL lead during the month with five sacks in addition to collecting 23 tackles and five passes defensed.

◊ After becoming a starter in 2005, 14.5 sacks recorded through the 2007 season ranked third in the NFL among undrafted players, trailing CHI's Adewale Ogunleye (22.5) and JAC's Paul Spicer (18).

◊ Generated a career-high 19 tackles vs. SD, 10/1/06.

◊ Accumulated 19 special teams tackles for BAL in 2003.

CAREER TRANSACTIONS

◊ 2/28/09, NYJ, Signed, UFA (BAL)

◊ 3/14/06, BAL, Re-signed, UFA

◊ 4/25/02, BAL, Signed, Undrafted FA

SEASON-BY-SEASON REVIEW

2008 (BAL) Started all 16 games for the third consecutive season…Ranked second on NFL's second-ranked defense with 104 tackles…Contributed 1.5 sacks and five passes defensed. **POSTSEASON**: Started all three games and finished second on the team with 26 tackles…Helped BAL advance to AFC championship game. **(1/18/09 at PIT)**... Posted one QB hit on Ben Rothlisberger to go with seven tackles, one for loss, in the AFC Championship Game. **SEASON HIGHLIGHTS**: **(12/28 vs. JAC)**...Forced a Maurice Jones-Drew fumble, recovered by Ray Lewis. **(11/30 at CIN)**…Contributed half sack of Jordan Palmer. **(9/29 at PIT)**…Notched a 10-yard sack of Ben Roethlisberger on third down, forcing a fumble.

2007 (BAL) Started all 16 games for the second consecutive season…Ranked second on the team with 131 tackles in addition to posting a sack and three passes defensed… Responsible for nine games with 10-or-more tackles. **SEASON HIGHLIGHTS**: **(10/7 at SF)**…Recorded sack of Trent Dilfer.

2006 (BAL) Started all 16 games for the second consecutive season and ranked second on NFL's top ranked defense with 135 tackles…Tied for third on the team with nine and a half sacks…Also contributed two interceptions, one forced fumble and nine passes defensed…Posted career highs in tackles, sacks, passes defensed and interceptions…Earned Pro Bowl selection as second alternate and played because of injuries to teammate Ray Lewis and DEN's Al Wilson… Earned AFC Defensive Player of the Month for Sept. after after leading the AFC and tying for the NFL lead with five sacks in three games in addition to registering 23 tackles and five passes defensed… Named second-team All-Pro by The *Associated Press*, *Sports Illustrated* All-Pro by Peter King and to the *USA Today* All-Joe team. **POSTSEASON**: **(1/13/07 vs. IND)**…Finished second on the team with 12 tackles and tallied three quarterback hits. **SEASON HIGHLIGHTS**: **(12/17 vs. CLE)**…Sacked Derek Anderson. **(12/10 at KC)**…Sacked Trent Green. **(11/30 at CIN)**…Recorded sack of Carson Palmer. **(11/26 vs. PIT)**… Victimized Ben Roethlisberger for one and a half sacks and an interception in a 27-0 shutout. **(10/1 vs. SD)**…Generated a career-high 19 tackles. **(9/24 at CLE)**…Posted two sacks of Charlie Frye. **(9/17 vs. OAK)**…Notched sack of Andrew Walter. **(9/10 at TB)**…Matched his career high with two sacks, taking down Chris Simms and Bruce Gradkowski once apiece…Contributed two passes defensed, including one that was caught by DT Haloti Ngata and returned 60 yards.

2005 (BAL) Played in all 16 games, earning 10 starts in first season as a starter…Amassed 119 tackles, four sacks, two forced fumbles, one fumble recovery and four passes defensed...Responsible for 15 special teams tackles…Tallied six games with 10-or-more tackles after entering the season with a previous single-season career-high of nine tackles. **SEASON HIGHLIGHTS**: **(12/19 vs GB)**…Notched one fumble recovery. **(12/4 vs. HOU)**…Produced sack of David Carr. **(11/20 vs. PIT)**…Earned game ball after producing two sacks of Tommy Maddox and leading the team with 12 tackles in 16-13 overtime win. **(11/13 at JAC)**…Recorded

half a sack of Byron Leftwich. **(11/6 vs. CIN)**…Notched half a sack of Carson Palmer. **(10/31 at PIT)**… Earned first NFL start…Posted nine tackles.

2004 (BAL) Played in 13 games…Ranked second on special teams with 17 tackles and recorded a fumble recovery on special teams…Contributed at linebacker and safety on defense, registering five tackles. **SEASON HIGHLIGHTS**: **(11/14 at NYJ)**…Responsible for fumble recovery on special teams in 20-17 overtime win.

2003 (BAL) Played in all 16 games and one postseason contest…Ranked second on the team with a career-high 19 special teams tackles…Notched nine tackles and one fumble recovery on defense. **POSTSEASON**: Contributed one special teams tackle during the postseason. **SEASON HIGHLIGHTS**: **(12/21 at CLE)**…Recorded first NFL fumble recovery.

2002 (BAL) Played in all 16 games as a rookie…Tied for the team lead with 17 special teams tackles…Tallied five tackles and one interception on defense plus one pass defensed. **SEASON HIGHLIGHTS**: **(11/24 vs. TEN)**…Recorded first NFL interception when he picked off Steve McNair…Interception occurred in end zone and helped preserve 13-12 victory. **(9/8 at CAR)**…NFL debut.

BEFORE THE NFL

◊ Three-year starter at Southern Illinois who switched from linebacker to strong safety as a sophomore and finished his career with 352 tackles, earning first-team All-Gateway conference recognition as a senior.

◊ First-team all-state as a senior at Southeastern HS in Detroit, MI after totaling 76 tackles and three fumble recoveries on defense and rushing for a team-high 635 yards and five touchdowns on 97 carries.

◊ High school retired his #32 jersey, 5/14/08.

OFF THE FIELD

◊ Returned to Southern Illinois during the offseason and graduated with a degree in economics in 2005.

◊ Also competed in basketball, baseball and tennis in high school.

◊ Honored by Baltimore-area Congressman Elijah Cummings at his "Legends Among Us" fundraiser for his service to the community in March 2008.

◊ Established his charity, *A Son Never Forgets Foundation* in Oct. 2006, that aims to help those suffering with paralysis after his cousin, Jeffrey Pippen, was paralyzed in a random shooting a a local bar.

◊ Provided uniforms, cleats, and gloves to this alma mater, Southeastern HS, for their football program in 2005.

◊ Purchased a plot of grass near his grandmother's house to turn into a neighborhood playground.

◊ Official website: www.madbacker.net

◊ Bart and his wife, Darnesha, have a son, Bartholomew, and a daughter, Jisele.

BART SCOTT'S CAREER STATISTICS

Year/Tm	G/S	TT	S	A	Sk	Yds	Int	Yds	Lg	TD	PD	FF	FR	Yds	TD
02/BAL	16/0	5	3	2	0	0	1	0	0	0	1	0	0	0	0
03/BAL	16/0	9	7	2	0	0	0	0	0	0	0	0	1	0	0
04/BAL	13/0	5	3	2	0	0	0	0	0	0	0	0	1	0	0
05/BAL	16/10	119	77	42	4	24.5	0	0	0	0	5	0	2	11	0
06/BAL	16/16	135	93	42	9.5	66	2	31	24	0	9	1	0	0	0
07/BAL	16/16	131	84	47	1	2	0	0	0	0	3	0	0	0	0
08/BAL	16/16	104	54	50	1.5	12	0	0	0	0	5	2	0	0	0
Totals	**109/58**	**508**	**321**	**187**	**16**	**104.5**	**3**	**31**	**24**	**0**	**23**	**3**	**4**	**11**	**0**

Additional Statistics
Special Teams Tackles: 68 (career): 15 (2005); 17 (2004), 19 (2003); 17 (2002).

Career Bests
Tackles: 19 (10/1/06 vs. SD)
Sacks: 2 (three times, last: 9/24/06 at CLE)
Solo Tackles: 14 (10/1/06 vs. SD)
Interceptions: 1 (three times, last: 11/26/06 vs. PIT)
Forced Fumbles: 1 (12/28/08 vs. JAC)
Fumble Recoveries: 1 (five times, last: 9/24/06 at CLE)

Career Postseason Statistics

Year/Tm	G/S	TT	S	A	Sk	Yds	Int	Yds	Lg	TD	PD	FF	FR	Yds	TD
03/BAL	1/0	0	0	0	0	0	0	0	0	0	0	0	0	0	0
06/BAL	1/1	12	5	7	0	0	0	0	0	0	0	0	0	0	0
08/BAL	3/3	26	22	4	0	0	0	0	0	0	0	0	0	0	0
Totals	**5/4**	**38**	**27**	**11**	**0**	**0**	**0**	**0**	**0**	**0**	**0**	**0**	**0**	**0**	**0**

Additional Statistics
Special Teams Tackles: 1 (career): 1 (2003).

BART SCOTT GAME-BY-GAME

2008 Baltimore Ravens

Date	Opp	W/L	P/S	TT	S	A	Sk	Yds	Int	Yds	Avg	TD	PD	FF	FR	Yds	TD
9/7	CIN	W	S	6	3	3	-	-	-	-	-	-	1	-	-	-	-
9/21	CLE	W	S	5	3	2	-	-	-	-	-	-	1	-	-	-	-
9/29	at PIT	L	S	6	0	6	1	10	-	-	-	-	1	1	-	-	-
10/5	vs. TEN	L	S	5	2	3	-	-	-	-	-	-	-	-	-	-	-
10/12	at IND	L	S	6	5	1	-	-	-	-	-	-	-	-	-	-	-
10/19	at MIA	W	S	8	2	6	-	-	-	-	-	-	-	-	-	-	-
10/26	vs. OAK	W	S	8	4	4	-	-	-	-	-	-	-	-	-	-	-
11/2	at CLE	W	S	7	6	1	-	-	-	-	-	-	-	-	-	-	-
11/9	at HOU	W	S	4	2	2	-	-	-	-	-	-	-	-	-	-	-
11/16	at NYG	L	S	8	4	4	-	-	-	-	-	-	-	-	-	-	-
11/23	PHI	W	S	5	3	2	-	-	-	-	-	-	1	-	-	-	-
11/30	at CIN	W	S	5	3	2	0.5	2	-	-	-	-	-	-	-	-	-
12/7	WAS	W	S	7	6	1	-	-	-	-	-	-	1	-	-	-	-
12/14	PIT	L	S	3	3	0	-	-	-	-	-	-	-	-	-	-	-
12/20	at DAL	W	S	11	5	6	-	-	-	-	-	-	-	-	-	-	-
12/28	vs. JAC	W	S	10	3	7	-	-	-	-	-	-	-	1	-	-	-
2008 Totals			**16/16**	**104**	**54**	**50**	**1.5**	**12**	**0**	**0**	**0**	**0**	**5**	**2**	**0**	**0**	**0**

2008 Postseason

Date	Opp	W/L	P/S	TT	S	A	Sk	Yds	Int	Yds	Avg	TD	PD	FF	FR	Yds	TD
1/4/09	at MIA	W	S	8	7	1	-	-	-	-	-	-	-	-	-	-	-
1/10/09	at TEN	W	S	11	9	2	-	-	-	-	-	-	-	-	-	-	-
1/18/09	at PIT	L	S	7	6	1	-	-	-	-	-	-	-	-	-	-	-
Totals			**3/3**	**26**	**22**	**4**	**0**	**0**	**0**	**0**	**0**	**0**	**0**	**0**	**0**	**0**	**0**

2007 Baltimore Ravens

Date	Opp	W/L	P/S	TT	S	A	Sk	Yds	Int	Yds	Avg	TD	PD	FF	FR	Yds	TD
9/10	at CIN	L	S	3	3	0	-	-	-	-	-	-	-	-	-	-	-
9/16	NYJ	W	S	10	6	4	-	-	-	-	-	-	-	-	-	-	-
9/23	ARI	W	S	3	2	1	-	-	-	-	-	-	-	-	-	-	-
9/30	at CLE	L	S	13	8	5	-	-	-	-	-	-	1	-	-	-	-
10/7	at SF	W	S	10	6	4	1	2	-	-	-	-	-	-	-	-	-
10/14	STL	W	S	7	5	2	-	-	-	-	-	-	-	-	-	-	-
10/21	at BUF	L	S	10	6	4	-	-	-	-	-	-	-	-	-	-	-
11/5	at PIT	L	S	14	6	8	-	-	-	-	-	-	1	-	-	-	-
11/11	CIN	L	S	3	2	1	-	-	-	-	-	-	-	-	-	-	-
11/18	CLE	L	S	10	8	2	-	-	-	-	-	-	-	-	-	-	-
11/25	at SD	L	S	10	4	6	-	-	-	-	-	-	-	-	-	-	-
12/3	NE	L	S	10	8	2	-	-	-	-	-	-	-	-	-	-	-
12/9	IND	L	S	9	6	3	-	-	-	-	-	-	-	-	-	-	-
12/16	at MIA	L	S	10	8	2	-	-	-	-	-	-	-	-	-	-	-
12/23	at SEA	L	S	2	1	1	-	-	-	-	-	-	1	-	-	-	-
12/30	PIT	W	S	7	5	2	-	-	-	-	-	-	-	-	-	-	-
2007 Totals			**16/16**	**131**	**84**	**47**	**1**	**2**	**0**	**0**	**0**	**0**	**3**	**0**	**0**	**0**	**0**

2006 Baltimore Ravens

Date	Opp	W/L	P/S	TT	S	A	Sk	Yds	Int	Yds	Avg	TD	PD	FF	FR	Yds	TD
9/10	at TB	W	S	9	7	2	2	12	-	-	-	-	2	-	-	-	-
9/17	OAK	W	S	6	4	2	1	9	-	-	-	-	1	-	-	-	-
9/24	at CLE	W	S	9	6	3	2	12.5	-	-	-	-	2	-	-	-	-
10/1	SD	W	S	19	14	5	-	-	1	24	24.0	0	1	-	-	-	-
10/9	at DEN	L	S	6	2	4	-	-	-	-	-	-	-	-	-	-	-
10/15	CAR	L	S	8	4	4	-	-	-	-	-	-	-	-	-	-	-
10/29	at NO	W	S	9	4	5	-	-	-	-	-	-	1	-	-	-	-
11/5	CIN	W	S	8	5	3	-	-	-	-	-	-	-	-	-	-	-
11/12	at TEN	W	S	10	8	2	-	-	-	-	-	-	-	-	-	-	-
11/19	ATL	W	S	7	5	2	-	-	-	-	-	-	-	-	-	-	-
11/26	PIT	W	S	4	4	0	1.5	13.5	1	7	7.0	0	1	-	-	-	-
11/30	at CIN	L	S	12	11	1	1	0	-	-	-	-	1	1	-	-	-
12/10	at KC	W	S	11	6	5	1	5	-	-	-	-	-	-	-	-	-
12/17	CLE	W	S	4	3	1	1	14	-	-	-	-	-	-	-	-	-
12/24	at PIT	W	S	8	5	3	-	-	-	-	-	-	-	-	-	-	-
12/31	BUF	W	S	5	5	0	-	-	-	-	-	-	-	-	-	-	-
2006 Totals			**16/16**	**135**	**93**	**42**	**9.5**	**66**	**2**	**31**	**15.5**	**0**	**9**	**1**	**0**	**0**	**0**

2006 Postseason

Date	Opp	W/L	P/S	TT	S	A	Sk	Yds	Int	Yds	Avg	TD	PD	FF	FR	Yds	TD
1/13/07	IND	L	S	12	5	7	-	-	-	-	-	-	-	-	-	-	-

2005 Baltimore Ravens

Date	Opp	W/L	P/S	TT	S	A	Sk	Yds	Int	Yds	Avg	TD	PD	FF	FR	Yds	TD
9/11	IND	L	P	-	-	-	-	-	-	-	-	-	-	-	-	-	-
9/18	at TEN	L	P	-	-	-	-	-	-	-	-	-	-	-	-	-	-
10/2	NYJ	W	P	-	-	-	-	-	-	-	-	-	-	-	-	-	-
10/9	at DET	L	P	9	6	3	-	-	-	-	-	-	-	-	-	-	-
10/16	CLE	W	P	1	1	0	-	-	-	-	-	-	-	-	-	-	-
10/23	at CHI	L	P	1	0	1	-	-	-	-	-	-	-	-	-	-	-
10/31	at PIT	L	S	9	6	3	-	-	-	-	-	-	1	-	-	-	-
11/6	CIN	L	S	7	5	2	0.5	3.5	-	-	-	-	2	-	-	-	-
11/13	at JAC	L	S	13	7	6	0.5	3	-	-	-	-	-	-	-	-	-
11/20	PIT	W	S	12	9	3	2	14	-	-	-	-	1	-	1	-	-
11/27	at CIN	L	S	10	8	2	-	-	-	-	-	-	-	-	-	-	-
12/4	HOU	W	S	13	10	3	1	4	-	-	-	-	-	-	-	-	-
12/11	at DEN	L	S	13	7	6	-	-	-	-	-	-	-	-	-	-	-
12/19	GB	W	S	13	10	3	-	-	-	-	-	-	-	-	1	-	-
12/25	MIN	W	S	8	5	3	-	-	-	-	-	-	-	-	-	-	-
1/1/06	at CLE	L	S	10	3	7	-	-	-	-	-	-	1	-	-	-	-
2005 Totals			**16/10**	**119**	**77**	**42**	**4**	**24.5**	**0**	**0**	**0**	**0**	**5**	**0**	**2**	**0**	**0**

2004 Baltimore Ravens

Date	Opp	W/L	P/S	TT	S	A	Sk	Yds	Int	Yds	Avg	TD	PD	FF	FR	Yds	TD
9/12	at CLE	L	P	-	-	-	-	-	-	-	-	-	-	-	-	-	-
9/19	PIT	W	P	-	-	-	-	-	-	-	-	-	-	-	-	-	-
9/26	at CIN	W	P	-	-	-	-	-	-	-	-	-	-	-	-	-	-
10/4	KC	L	P	-	-	-	-	-	-	-	-	-	-	-	-	-	-
10/10	at WAS	W	P	-	-	-	-	-	-	-	-	-	-	-	-	-	-
10/24	BUF	W	P	-	-	-	-	-	-	-	-	-	-	-	-	-	-
10/31	at PHI	L	P	-	-	-	-	-	-	-	-	-	-	-	-	-	-
11/7	CLE	W	P	-	-	-	-	-	-	-	-	-	-	-	-	-	-
11/14	at NYJ	W	P	3	2	1	-	-	-	-	-	-	-	-	1	-	-
11/21	DAL	W	P	2	1	1	-	-	-	-	-	-	-	-	-	-	-
11/28	at NE	L	P	-	-	-	-	-	-	-	-	-	-	-	-	-	-
12/5	CIN	L	P	-	-	-	-	-	-	-	-	-	-	-	-	-	-
12/12	NYG	W	P	-	-	-	-	-	-	-	-	-	-	-	-	-	-
12/19	at IND							**INACTIVE**									
12/26	at PIT							**INACTIVE**									
1/2/05	MIA							**INACTIVE**									
2004 Totals			**13/0**	**5**	**3**	**2**	**0**	**0**	**0**	**0**	**0**	**0**	**0**	**0**	**1**	**0**	**0**

2003 Baltimore Ravens

Date	Opp	W/L	P/S	TT	S	A	Sk	Yds	Int	Yds	Avg	TD	PD	FF	FR	Yds	TD
9/7	at PIT	L	P	-	-	-	-	-	-	-	-	-	-	-	-	-	-
9/14	CLE	W	P	-	-	-	-	-	-	-	-	-	-	-	-	-	-
9/21	at SD	W	P	-	-	-	-	-	-	-	-	-	-	-	-	-	-
9/28	KC	L	P	-	-	-	-	-	-	-	-	-	-	-	-	-	-
10/12	at ARI	W	P	-	-	-	-	-	-	-	-	-	-	-	-	-	-
10/19	at CIN	L	P	-	-	-	-	-	-	-	-	-	-	-	-	-	-
10/26	DEN	W	P	-	-	-	-	-	-	-	-	-	-	-	-	-	-
11/2	JAC	W	P	1	1	0	-	-	-	-	-	-	-	-	-	-	-
11/9	at STL	L	P	-	-	-	-	-	-	-	-	-	-	-	-	-	-
11/16	at MIA	L	P	-	-	-	-	-	-	-	-	-	-	-	-	-	-
11/23	SEA	W	P	-	-	-	-	-	-	-	-	-	-	-	-	-	-
1130	SF	W	P	2	2	0	-	-	-	-	-	-	-	-	-	-	-
12/7	CIN	W	P	6	4	2	-	-	-	-	-	-	-	-	-	-	-
12/14	at OAK	L	P	-	-	-	-	-	-	-	-	-	-	-	-	-	-
12/21	at CLE	W	P	-	-	-	-	-	-	-	-	-	-	-	1	-	-
12/28	PIT	W	P	-	-	-	-	-	-	-	-	-	-	-	-	-	-
2003 Totals			**16/0**	**9**	**7**	**2**	**0**	**0**	**0**	**0**	**0**	**0**	**0**	**0**	**1**	**0**	**0**

2003 Postseason

Date	Opp	W/L	P/S	TT	S	A	Sk	Yds	Int	Yds	Avg	TD	PD	FF	FR	Yds	TD
1/3/04	TEN	L	P	-	-	-	-	-	-	-	-	-	-	-	-	-	-

2002 Baltimore Ravens

Date	Opp	W/L	P/S	TT	S	A	Sk	Yds	Int	Yds	Avg	TD	PD	FF	FR	Yds	TD
9/8	at CAR	L	P	-	-	-	-	-	-	-	-	-	-	-	-	-	-
9/15	TB	L	P	-	-	-	-	-	-	-	-	-	-	-	-	-	-
9/30	DEN	W	P	-	-	-	-	-	-	-	-	-	-	-	-	-	-
10/6	at CLE	W	P	-	-	-	-	-	-	-	-	-	-	-	-	-	-
10/13	at IND	L	P	-	-	-	-	-	-	-	-	-	-	-	-	-	-
10/20	JAC	W	P	-	-	-	-	-	-	-	-	-	-	-	-	-	-
10/27	PIT	L	P	-	-	-	-	-	-	-	-	-	-	-	-	-	-
11/3	at ATL	L	P	-	-	-	-	-	-	-	-	-	-	-	-	-	-
11/10	CIN	W	P	-	-	-	-	-	-	-	-	-	-	-	-	-	-
11/17	at MIA	L	P	-	-	-	-	-	-	-	-	-	-	-	-	-	-
11/24	TEN	W	P	1	1	0	-	-	1	0	0.0	0	-	-	-	-	-
12/1	at CIN	W	P	-	-	-	-	-	-	-	-	-	-	-	-	-	-
12/8	NO	L	P	-	-	-	-	-	-	-	-	-	-	-	-	-	-
12/15	at HOU	W	P	1	0	1	-	-	-	-	-	-	-	-	-	-	-
12/22	CLE	L	P	3	2	1	-	-	-	-	-	-	-	-	-	-	-
12/29	at PIT	L	P	-	-	-	-	-	-	-	-	-	-	-	-	-	-
2002 Totals			**16/0**	**5**	**3**	**2**	**1**	**0**	**1**	**0**	**0.0**	**0**	**0**	**0**	**0**	**0**	**0**

LITO SHEPPARD

26

CORNERBACK

5-10 / 194 / Florida
28 years old (as of opening weekend)

Jacksonville, FL/Raines HS
EXPERIENCE: NFL: 8 / Jets: 1st
ACQUIRED: Trade (PHI, 2/27/09)
ENTERED NFL: PHI D1 (26), 2002 NFL Draft

CAREER HIGHLIGHTS

◊ Two-time Pro Bowl selection ('05, '06) has recorded 256 tackles (199 solo), two sacks, 18 interceptions (three for touchdowns), 49 passes defensed, three forced fumbles and one fumble recovery while seeing action in 93 games, 61 starts.

◊ First player in NFL history to post two interceptions with returns of 100-or-more yards in his career (10/8/06 vs. DAL, QB Drew Bledsoe, 102 yards; 11/15/04 at DAL, QB Vinny Testaverde, 101 yards).

◊ Started for PHI in Super Bowl XXXIX in Jacksonville vs. NE, 2/6/05, and recorded three tackles.

◊ Recorded two interceptions, vs. CAR, 10/17/04, QB Jake Delhomme, one returned for a 64-yard touchdown.

◊ Received NFC Defensive Player of the Month honors in Oct. 2004.

◊ Registered his first career interception at ATL, 11/2/03, against Kurt Kittner, returning it 34 yards for a touchdown.

CAREER TRANSACTIONS

◊ 2/28/09, NYJ Trade – NYJ, 2009 D5 (153 - Cornelius Ingram) and 2010 (conditional)

◊ 11/22/05, PHI, IR

◊ 11/6/04, PHI, Signed, Contract extension

◊ 4/20/02, PHI, D1 (26)

SEASON-BY-SEASON REVIEW

2008 (PHI) Appeared in all 16 games, starting three, totaling 23 tackles (17 solo) with one interception, five passes defensed, one forced fumble and one special teams tackle. **POSTSEASON**: Played in all three contests and finished with two tackles. **SEASON HIGHLIGHTS**: **(11/16 at CIN)**…Finished with four tackles and one forced fumble. **(10/26 vs. ATL)**…Intercepted Matt Ryan in the end zone, ending a drive at the Eagles' one-yard line in a 27-14 win…Also registered two tackles and four passes defensed.

2007 (PHI) Played and started in 11 games…Finished the season with 47 tackles, two interceptions, and three passes defensed…Missed four games during the season due to an MCL injury. **SEASON HIGHLIGHTS**: **(12/16 at DAL)**…Limited Cowboys' WR Terrell Owens to two catches for 37 yards, and notched an interception (Tony Romo) that led to the game's only touchdown in a 10-6 win…His performance earned him NFC Defensive Play of the Week honors. **(11/4 vs. DAL)**…Picked off a QB Tony Romo pass and added two tackles.

2006 (PHI) Saw action in 13 games, all starts…Earned NFC Pro Bowl and *Pro Football Weekly's* All-NFC Team honors... Hauled in a career-high six interceptions, which ranked seventh in the NFL and was the most by an Eagle since Troy Vincent nabbed seven in 1999…Ranked second in the NFL in interception return yards (157) behind Denver's Champ Bailey (162). **POSTSEASON**: **(1/7 vs. NYG)** Started and recorded four tackles and one forced fumble. **SEASON HIGHLIGHTS**:

(12/25 at DAL)…Registered five tackles, one interception and two passes defensed. **(12/4 vs. CAR)**…Intercepted Panthers' QB Jake Delhomme in the end zone with seconds remaining to seal the Eagles 27-24 victory. **(11/26 at IND)**…Finished with one tackle and one interception. (10/15 at NO)…Picked off Saints QB Drew Brees and returned it 29 yards to move him into fourth place on the Eagles all-time interception return yardage list. **(10/8 vs. DAL)**…Earned NFC Defensive Player of the Week honors after intercepting two passes (QB Drew Bledsoe), returning one 102-yards for a touchdown with 0:16 remaining in a thrilling 38-24 victory… It was the longest individual interception return in Eagles history, the longest of his career, and the longest in the NFL in 2006, making him the first player in NFL history to record more than one in a career.

2005 (PHI) Played and started in 10 games, leading PHI with three interceptions through the first 10 games before an injury ended his season...Recorded 33 tackles, one sack, three interceptions, six passes defensed and one forced fumble. **SEASON HIGHLIGHTS**: **(11/14 vs. DAL)** Snagged an interception off of QB Drew Bledsoe in the second quarter, which led to an Eagles touchdown. **(10/23 vs. SD)** Picked off QB Drew Brees and returned it 33 yards. **(10/9 at DAL)** Popped the ball loose from DAL Keyshawn Johnson and into the hands of teammate Sheldon Brown, who returned the fumble 80 yards for a touchdown. **(9/18 vs. SF)** Had a sack and an interception (QB Tim Rattay)…First time in his career he notched both in the same game.

2004 (PHI) Earned a starting role on the NFC Pro Bowl team, his first appearance…Also named first-team All-Pro by the *Associated Press*, *College and Pro Football Newsweekly* and *Pro Football Weekly*, and second-team All-Pro by *Football Digest*…Played and started in 15 games…Tied for third in the NFC (t-8th in NFL) and led the team with five interceptions... One of three players to return two interceptions for touchdowns during the season....His 172 interception return yards were the third-highest total in the League that year… Earned NFC Defensive Player of the Month honors for October after posting 25 tackles, three interceptions, one sack and four passes defensed in five games…**POSTSEASON**: Started all three games, including Super Bowl XXXIX in Jacksonville, and recorded 11 tackles and five passes defensed. **SEASON HIGHLIGHTS**: **(11/15 at DAL)**…Returned an interception 101-yards for a touchdown. **(10/24 at CLE)**…Posted a career high in tackles (11) and intercepted QB Jeff Garcia, outleaping WR Dennis Northcutt. **(10/17 vs. CAR)**…Earned NFC Defensive Player of the Week honors…Posted his first two-interception game (QB Jake Delhomme), including a 64-yard return for his first-career touchdown…His other interception came in the end zone during the Panthers final drive of the game. **(10/3 at CHI)**…Registered his first sack when he brought down QB Jonathan Quinn on a blindside hit.

2003 (PHI) Played in all 16 games, making nine starts and recorded 55 tackles (39 solo), one interception, one forced fumble and a career-high 15 passes defensed. **POSTSEASON**: Saw action in both playoff games, recording one tackle. **SEASON HIGHLIGHTS**: **(11/23 vs. NO)**… Registered his first-career forced fumble, along with three tackles and one pass defensed. **(11/2 at ATL)**…Registered his first-career interception against QB Kurt Kittner and returned it 34 yards.

2002 (PHI) Played in 12 games and finished the season with eight tackles.

BEFORE THE NFL

◊ Two-time All-America selection during his three seasons at Florida...Started 22 games and allowed just one touchdown, while recording 87 tackles, 13 knockdowns and eight interceptions.

◊ Brought back 21 kickoffs for 472 yards (22.5 avg.) and 49 punts for 559 yards (11.4 avg.) and two touchdowns.

◊ In 2001, started every game and recorded 42 tackles, deflected six passes and intercepted two others in earning All-America honors...Consensus All-SEC selection also added 246 yards on 26 punt returns and 171 yards on seven kickoff returns (24.4 avg.).

◊ Became only the fourth sophomore in Florida history to receive All-America honors after leading the team with six interceptions for 179 yards and one touchdown.

◊ Was named the nation's top DB in 1998 and Jacksonville's Defensive Player of the Year as a senior at Raines HS… Recorded 18 interceptions during his junior and senior seasons.

OFF THE FIELD

◊ Full name: Lito Decorian Sheppard.

◊ Majored in sociology while at the University of Florida.

◊ Has his own website www.Lito26Sheppard.com.

◊ Wife, Nicole.

◊ Daughters, Reighan and Mya, and son, Terrell.

◊ Lists his grandfather, Lovell Sheppard, as having the largest influence on him.

◊ Passion for cars...His prized possession is his 1973 Chevy Caprice...Purchased a Ford F350 Harley Davidson Edition in 2008 after his children saw one that his friend owned and fell in love with it. Modified truck with an 8-inch lift and 37-by-13 inch tires to make it his very own "Mini-Monster" truck.

◊ In 2006, started the "Good Sheppard Foundation" to help guide disadvantaged and at-risk children into gaining a "can-do" attitude about education and the opportunities it creates.

◊ Sponsored a youth fitness camp in his hometown of Jacksonville in June 2008 through The Good Sheppard Foundation.

◊ In 2004, Lito and his family were devastated to learn that his cousin, Terrell, had fallen victim to a home invasion and was fatally shot in Jacksonville. The two were so close that Lito actually refers to him as his brother. Since Terrell's death, Lito has named his son after him and has had his name tattooed on his chest.

LITO SHEPPARD'S CAREER STATISTICS

Year/Tm	G/S	TT	S	A	Sk	Yds	Int	Yds	Lg	TD	PD	FF	FR	Yds	TD
02/PHI	12/0	8	7	1	0	0	0	0	0	0	0	0	0	0	0
03/PHI	16/9	55	39	16	0	0	1	34	34	0	15	1	0	0	0
04/PHI	15/15	59	49	10	1	8	5	172	101t	2	11	0	0	0	0
05/PHI	10/10	33	24	9	1	8	3	72	34	0	6	1	0	0	0
06/PHI	13/13	31	24	7	0	0	6	157	102t	1	9	0	1	0	0
07/PHI	11/11	47	39	8	0	0	2	25	16	0	3	0	0	0	0
08/PHI	16/3	23	17	6	0	0	1	0	0	0	5	1	0	0	0
Totals	**93/61**	**256**	**199**	**57**	**2**	**16**	**18**	**460**	**102t**	**3**	**49**	**3**	**1**	**0**	**0**

Additional Statistics

Special Teams Tackles: 17 (Career): 1 (2008); 1 (2004); 2 (2003); 13 (2002).
Touchdowns: 3

2004

64-yard INT return vs. Car. 10/17/04 (QB Jake Delhomme)
101-yard INT return at Dal. 11/15/04 (QB Vinny Testaverde)

2006

102-yard INT return vs. Dal. 10/8/06 (QB Drew Bledsoe)

Punt Returns: 8-66, 8.2 per return (Career): 4-15 (2003); 2-42 (2004); 2-9 (2005)
Kickoff Returns: 1-16 (Career): 1-16 (2006)

Career Bests

Tackles 11 (10/24/04 at CLE)
Interceptions: 2 (twice, last: 10/8/06 vs DAL - QB Drew Bledsoe)
Long Interception Return: 102t (10/8/06 vs. DAL - QB Drew Bledsoe)
Sacks 1.0 (twice, last: 9/18/05 vs. SF - QB Tim Rattay)

CAREER POSTSEASON STATISTICS

Year/Tm	G/S	TT	S	A	Sk	Yds	Int	Yds	Lg	TD	PD	FF	FR	Yds	TD
08/PHI	3/0	2	-	2	-	-	-	-	-	-	-	-	-	-	-
06/PHI	1/1	4	3	1	-	-	-	-	-	-	-	1	-	-	-
04/PHI	3/3	11	9	2	-	-	-	-	-	-	5	-	-	-	-
03/PHI	2/0	1	1	-	-	-	-	-	-	-	-	-	-	-	-
02/PHI							INACTIVE								
Totals	**9/4**	**18**	**13**	**5**	**0**	**0**	**0**	**0**	**0**	**0**	**5**	**1**	**0**	**0**	**0**

Additional Statistics

Punt Returns: 1-11 (Career): 1-11 (2003).

Lito Sheppard's Interceptions (18)

Date	Team	Quarterback
1. 10/26/03	at ATL	Kurt Kittner
2. 10/17/04	vs. CAR	Jake Delhomme (1)
3. 10/17/04	vs. CAR	Jake Delhomme (2)
4. 10/24/04	at CLE	Jeff Garcia
5. 11/15/04	at DAL	Vinny Testaverde (1)
6. 12/19/04	vs. DAL	Vinny Testaverde (2)
7. 9/18/05	vs. SF	Tim Rattay
8. 10/23/05	vs. SD	Drew Brees (1)
9. 11/14/05	vs. DAL	Drew Bledsoe (1)
10. 10/8/06	vs. DAL	Drew Bledsoe (2)
11. 10/8/06	vs. DAL	Drew Bledsoe (3)
12. 10/15/06	at NO	Drew Brees (2)
13. 11/26/06	at IND	Payton Manning
14. 12/4/06	vs. CAR	Jake Delhomme (3)
15. 12/25/06	at DAL	Tony Romo (1)
16. 11/4/07	vs. DAL	Tony Romo (2)
17. 12/16/07	at DAL	Tony Romo (3)
18. 10/26/08	vs. ATL	Matt Ryan

About Lito Sheppard's 18 career interceptions…

3 .....Ended the game
8 .....In the fourth quarter (four in the final two minutes)
10.....In games within +/- seven points
4 .....In fourth quarters of games within +/- seven points
8 .....Resulted in touchdowns (3 returns)
10.....have come inside the 10-yard line (5 in the endzone)
13.....have come while his team was leading

LITO SHEPPARD GAME-BY-GAME

2008 Philadelphia Eagles

Date	Opp	W/L	P/S	TT	S	A	Sk	Yds	Int	Yds	Avg	TD	PD	FF	FR	Yds	TD
9/7	STL	W	P	1	0	1	-	-	-	-	-	-	-	-	-	-	-
9/15	at DAL	L	P	1	1	2	-	-	-	-	-	-	-	-	-	-	-
9/21	PIT	W	P	3	0	3	-	-	-	-	-	-	-	-	-	-	-
9/28	at CHI	L	P	1	1	2	-	-	-	-	-	-	-	-	-	-	-
10/5	WAS	L	S	1	0	1	-	-	-	-	-	-	-	-	-	-	-
10/12	at SF	W	S	1	1	2	-	-	-	-	-	-	1	-	-	-	-
10/26	ATL	W	P	2	1	3	-	-	1	0	0	0	4	-	-	-	-
11/2	at SEA	W	S	2	0	2	-	-	-	-	-	-	-	-	-	-	-
11/9	NYG	L	P	-	-	-	-	-	-	-	-	-	-	-	-	-	-
11/16	at CIN	T	P	4	0	4	-	-	-	-	-	-	-	1	-	-	-
11/23	at BAL	L	P	1	0	1	-	-	-	-	-	-	-	-	-	-	-
11/27	ARI	W	P	0	2	2	-	-	-	-	-	-	-	-	-	-	-
12/7	at NYG	W	P	-	-	-	-	-	-	-	-	-	-	-	-	-	-
12/15	CLE	W	P	-	-	-	-	-	-	-	-	-	-	-	-	-	-
12/21	at WAS	L	P	-	-	-	-	-	-	-	-	-	-	-	-	-	-
12/28	DAL	W	P	-	-	-	-	-	-	-	-	-	-	-	-	-	-
2008 Totals			**16/3**	**17**	**6**	**23**	**0.0**	**0**	**1**	**0**	**0**	**0**	**5**	**1**	**0**	**0**	**0**

2008 Postseason

Date	Opp	W/L	P/S	TT	S	A	Sk	Yds	Int	Yds	Avg	TD	PD	FF	FR	Yds	TD
1/4/09	at MIN	W	P	2	0	2	-	-	-	-	-	-	-	-	-	-	-
1/11/09	at NYG	W	P	-	-	-	-	-	-	-	-	-	-	-	-	-	-
1/18/09	at ARI	L	P	-	-	-	-	-	-	-	-	-	-	-	-	-	-
Totals			**3/0**	**2**	**0**	**2**	**0**	**0**	**0**	**0**	**0**	**0**	**0**	**0**	**0**	**0**	

2007 Philadelphia Eagles

Date	Opp	W/L	P/S	TT	S	A	Sk	Yds	Int	Yds	Avg	TD	PD	FF	FR	Yds	TD
9/9	at GB	L	S	2	2	0	-	-	-	-	-	-	-	-	-	-	-
9/17	WAS	L						**INACTIVE**									
9/23	DET	W						**INACTIVE**									
9/30	at NYG	L						**INACTIVE**									
10/14	at NYJ	W						**INACTIVE**									
10/21	CHI	L	S	8	7	1	-	-	-	-	-	-	1	-	-	-	-
10/28	at MIN	W	S	5	4	1	-	-	-	-	-	-	-	-	-	-	-
11/4	DAL	L	S	2	1	1	-	-	1	9	9.0	0	-	-	-	-	-
11/11	at WAS	W	S	6	3	3	-	-	-	-	-	-	-	-	-	-	-
11/18	MIA	W	S	-	-	-	-	-	-	-	-	-	1	-	-	-	-
11/25	at NE	L	S	6	6	0	-	-	-	-	-	-	-	-	-	-	-
12/2	SEA	L	S	4	3	1	-	-	-	-	-	-	1	-	-	-	-
12/9	NYG	L	S	4	4	0	-	-	-	-	-	-	-	-	-	-	-
12/16	at DAL	W	S	6	5	1	-	-	1	16	16.0	0	-	-	-	-	-
12/23	at NO	W	S	4	4	0	-	-	-	-	-	-	-	-	-	-	-
12/30	BUF	W						**INACTIVE**									
2007 Totals			**11/11**	**47**	**39**	**8**	**0**	**0**	**2**	**25**	**12.5**	**0**	**3**	**0**	**0**	**0**	**0**

2006 Philadelphia Eagles

Date	Opp	W/L	P/S	TT	S	A	Sk	Yds	Int	Yds	Avg	TD	PD	FF	FR	Yds	TD
9/10	at HOU	W	S	1	0	1	-	-	-	-	-	-	-	-	-	-	-
9/17	NYG	L						**INACTIVE**									
9/24	at SF	W						**INACTIVE**									
10/2	GB	W						**INACTIVE**									
10/8	DAL	W	S	7	4	3	-	-	2	102	51.0	1	3	-	-	-	-
10/15	at NO	L	S	5	4	1	-	-	1	29	29.0	0	-	-	-	-	-
10/22	at TB	L	S	2	2	0	-	-	-	-	-	-	-	-	-	-	-
10/29	JAC	L	S	3	3	0	-	-	-	-	-	-	1	-	-	-	-
11/12	WAS	W	S	2	2	0	-	-	-	-	-	-	-	-	-	-	-
11/19	TEN	L	S	1	1	0	-	-	-	-	-	-	3	-	-	-	-
11/26	at IND	L	S	1	0	1	-	-	1	25	25.0	0	-	-	-	-	-
12/4	CAR	W	S	2	2	0	-	-	1	0	0.0	0	-	-	-	-	-
12/10	at WAS	W	S	1	1	0	-	-	-	-	-	-	-	-	-	-	-
12/17	at NYG	W	S	1	1	0	-	-	-	-	-	-	-	-	1	0	-
12/25	at DAL	W	S	5	4	1	-	-	1	1	1.0	0	2	-	-	-	-
12/31	ATL	W	S	-	-	-	-	-	-	-	-	-	-	-	-	-	-
2006 Totals			**13/13**	**31**	**24**	**7**	**-**	**-**	**6**	**157**	**26.2**	**1**	**9**	**-**	**1**	**0**	**-**

2006 Postseason

Date	Opp	W/L	P/S	TT	S	A	Sk	Yds	Int	Yds	Avg	TD	PD	FF	FR	Yds	TD
1/7/07	NYG	W	S	4	3	1	-	-	-	-	-	-	-	1	-	-	-
1/13/07	at NO	L						INACTIVE									
Totals			**1/1**	**4**	**3**	**1**	**0**	**0**	**0**	**0**	**0**	**0**	**0**	**1**	**0**	**0**	**0**

2005 Philadelphia Eagles

Date	Opp	W/L	P/S	TT	S	A	Sk	Yds	Int	Yds	Avg	TD	PD	FF	FR	Yds	TD
9/12	at ATL	L	S	4	2	2	-	-	-	-	-	-	-	-	-	-	-
9/18	SF	W	S	2	1	1	1	8	1	34	34.0	0	-	-	-	-	-
9/25	OAK	W	S	4	3	1	-	-	-	-	-	-	3	-	-	-	-
10/2	at KC	W	S	1	0	1	-	-	-	-	-	-	-	-	-	-	-
10/9	at DAL	L	S	9	7	2	-	-	-	-	-	-	1	1	-	-	-
10/23	SD	W	S	1	1	0	-	-	1	33	33.0	0	-	-	-	-	-
10/30	at DEN	L	S	4	4	0	-	-	-	-	-	-	-	-	-	-	-
11/6	at WAS	L	S	2	1	1	-	-	-	-	-	-	1	-	-	-	-
11/14	DAL	L	S	4	3	1	-	-	1	5	5.0	0	1	-	-	-	-
11/20	at NYG	L	S	2	2	0	-	-	-	-	-	-	-	-	-	-	-
2005 Totals			**10/10**	**33**	**24**	**9**	**1**	**8**	**3**	**72**	**24.0**	**0**	**6**	**1**	**0**	**0**	**0**

2004 Philadelphia Eagles

Date	Opp	W/L	P/S	TT	S	A	Sk	Yds	Int	Yds	Avg	TD	PD	FF	FR	Yds	TD
9/12	NYG	W	S	1	1	0	-	-	-	-	-	-	1	-	-	-	-
9/20	MIN	W	S	8	7	1	-	-	-	-	-	-	1	-	-	-	-
9/26	at DET	W	S	3	3	0	-	-	-	-	-	-	-	-	-	-	-
10/3	at CHI	W	S	6	4	2	1	8	-	-	-	-	2	-	-	-	-
10/17	CAR	W	S	1	1	0	-	-	2	64	32.0	1	1	-	-	-	-
10/24	at CLE	W	S	11	8	3	-	-	1	0	0.0	0	-	-	-	-	-
10/31	BAL	W	S	4	4	0	-	-	-	-	-	-	2	-	-	-	-
11/7	at PIT	L	S	2	2	0	-	-	-	-	-	-	-	-	-	-	-
11/15	at DAL	W	S	4	3	1	-	-	1	101	101.0	1	-	-	-	-	-
11/21	WAS	W	S	1	1	0	-	-	-	-	-	-	-	-	-	-	-
11/28	at NYG	W	S	4	3	1	-	-	-	-	-	-	-	-	-	-	-
12/5	GB	W	S	4	2	2	-	-	-	-	-	-	1	-	-	-	-
12/12	at WAS	W	S	6	6	0	-	-	-	-	-	-	1	-	-	-	-
12/19	DAL	W	S	3	3	0	-	-	1	7	7.0	0	2	-	-	-	-
12/27	at STL	L	S	1	1	0	-	-	-	-	-	-	-	-	-	-	-
1/2	CIN	L						INACTIVE									
2004 Totals			**15/15**	**59**	**49**	**10**	**1**	**8**	**5**	**172**	**34.4**	**2**	**11**	**0**	**0**	**0**	**0**

2004 Postseason

Date	Opp	W/L	P/S	TT	S	A	Sk	Yds	Int	Yds	Avg	TD	PD	FF	FR	Yds	TD
1/16/05	MIN	W	S	6	5	1	-	-	-	-	-	-	4	-	-	-	-
1/23/05	ATL	W	S	2	2	0	-	-	-	-	-	-	1	-	-	-	-
2/6/05	NE	L	S	3	2	1	-	-	-	-	-	-	-	-	-	-	-
Totals			**3/3**	**11**	**9**	**2**	**0**	**0**	**0**	**0**	**0**	**0**	**5**	**0**	**0**	**0**	**0**

2003 Philadelphia Eagles

Date	Opp	W/L	P/S	TT	S	A	Sk	Yds	Int	Yds	Avg	TD	PD	FF	FR	Yds	TD
9/8	TB	L	P	6	3	3	-	-	-	-	-	-	1	-	-	-	-
9/14	NE	L	S	6	5	1	-	-	-	-	-	-	1	-	-	-	-
9/28	at BUF	W	S	3	1	2	-	-	-	-	-	-	2	-	-	-	-
10/5	WAS	W	S	3	3	0	-	-	-	-	-	-	1	-	-	-	-
10/12	at DAL	L	S	4	4	0	-	-	-	-	-	-	-	-	-	-	-
10/19	at NYG	W	P	4	2	2	-	-	-	-	-	-	-	-	-	-	-
10/26	NYJ	W	S	4	2	2	-	-	-	-	-	-	3	-	-	-	-
11/2	at ATL	W	S	5	4	1	-	-	1	34	34.0	0	-	-	-	-	-
11/10	at GB	W	S	3	2	1	-	-	-	-	-	-	-	-	-	-	-
11/16	NYG	W	S	2	2	0	-	-	-	-	-	-	2	-	-	-	-
11/23	NO	W	P	3	3	0	-	-	-	-	-	-	1	1	-	-	-
11/30	at CAR	W	P	3	3	0	-	-	-	-	-	-	1	-	-	-	-
12/7	DAL	W	P	1	0	1	-	-	-	-	-	-	-	-	-	-	-
12/15	at MIA	W	P	0	0	0	-	-	-	-	-	-	1	-	-	-	-
12/21	SF	L	S	3	3	0	-	-	-	-	-	-	1	-	-	-	-
12/27	at WAS	W	P	5	2	3	-	-	-	-	-	-	1	-	-	-	-
2003 Totals			**16/9**	**55**	**39**	**16**	**0**	**0**	**1**	**34**	**34.0**	**0**	**15**	**1**	**0**	**0**	**0**

2003 Postseason

Date	Opp	W/L	P/S	TT	S	A	Sk	Yds	Int	Yds	Avg	TD	PD	FF	FR	Yds	TD
1/11/04	GB	W	P	0	0	0	-	-	-	-	-	-	-	-	-	-	-
1/18/04	CAR	L	P	1	1	0	-	-	-	-	-	-	-	-	-	-	-
Totals			**2/0**	**1**	**1**	**0**	**0**	**0**	**0**	**0**	**0**	**0**	**0**	**0**	**0**	**0**	**0**

2002 Philadelphia Eagles

Date	Opp	W/L	P/S	TT	S	A	Sk	Yds	Int	Yds	Avg	TD	PD	FF	FR	Yds	TD
9/8	at TEN	L						INACTIVE									
9/16	at WAS	W						INACTIVE									
9/22	DAL	W						INACTIVE									
9/29	HOU	W	P	-	-	-	-	-	-	-	-	-	-	-	-	-	-
10/6	at JAC	L	P	-	-	-	-	-	-	-	-	-	-	-	-	-	-
10/20	TB	W						INACTIVE									
10/28	NYG	W	P	-	-	-	-	-	-	-	-	-	-	-	-	-	-
11/3	at CHI	W	P	-	-	-	-	-	-	-	-	-	-	-	-	-	-
11/10	IND	L	P	1	1	0	-	-	-	-	-	-	-	-	-	-	-
11/17	ARI	W	P	2	1	1	-	-	-	-	-	-	-	-	-	-	-
11/25	at SF	W	P	3	3	0	-	-	-	-	-	-	-	-	-	-	-
12/1	STL	W	P	-	-	-	-	-	-	-	-	-	-	-	-	-	-
12/8	at SEA	W	P	-	-	-	-	-	-	-	-	-	-	-	-	-	-
12/15	WAS	W	P	-	-	-	-	-	-	-	-	-	-	-	-	-	-
12/21	at DAL	W	P	2	2	0	-	-	-	-	-	-	-	-	-	-	-
12/28	at NYG	L	P	-	-	-	-	-	-	-	-	-	-	-	-	-	-
2002 Totals			**12/0**	**8**	**7**	**1**	**0**	**0**	**0**	**0**	**0**	**0**	**0**	**0**	**0**	**0**	**0**

16 WIDE RECIEVER

BRAD SMITH

6-2 / 210 / Missouri
25 years old (as of opening weekend)
Youngstown, OH/Chaney HS
EXPERIENCE: NFL: 4 / Jets: 4th
ACQUIRED: D4a (103), 2006 NFL Draft

CAREER HIGHLIGHTS

◊ Played in 47 games, starting 13 as both a wide receiver (11) and running back (two)…Also lined up at quarterback…Caught 53 passes for 450 yards and two touchdowns…Rushed 42 times for 261 yards and is one-for-three passing for 18 yards…Returned 14 kickoffs for 226 yards and has 39 special teams tackles.

◊ Recorded longest rush of his career on a 36-yard gain at OAK, 10/19/08.

◊ Caught a career-high five passes for a career-high 45 yards, including a career-long 29-yarder, at TEN, 12/23/07.

◊ Recorded his first career touchdown reception, a 16-yard catch at NYG, 10/7/07.

◊ His 32-yard run on an end-around at GB, 12/3/06, was the longest Jets rushing play of 2006.

◊ Registered his first official NFL completed pass on the last play of the season vs. MIA, 12/28/08...Originally caught by Leon Washington, who lateraled to Laveranues Coles, back to Smith, then to Darrelle Revis, then to Ahmad Carroll, who fumbled...The play was recorded as an 18-yard pass·

CAREER TRANSACTIONS

◊ 4/30/06, NYJ, D4a (103)

SEASON-BY-SEASON REVIEW

2008 (JETS) Saw action in 15 games, starting one at wide receiver...Recorded 12 receptions for 64 yards, 12 rushes for 113 yards, completed one-of-two passes for 18 yards (81.3 rating), logged four kickoff returns for 39 yards and 17 special teams tackles...**SEASON HIGHLIGHTS: (12/28 vs. MIA)**...Registered his first official NFL completed pass on the last play of the season...Originally caught by Leon Washington, who lateraled to Laveranues Coles, back to Smith, then to Darrelle Revis, then to Ahmad Carroll, who fumbled...The play was recorded as an 18-yard completion. **(12/7 vs. SF)**...Successfully fielded the 49ers onside kick on the opening play of the game. **(10/26 vs. KC)**...Threw his first pass of the season, off of a reverse, which went incomplete. **(10/19 at OAK)**…Made his first start of the season and finished the game with four receptions for 29 yards and also rushed the ball four times for 59 yards, including a career-long run of 36 yards.

2007 (JETS) Played in every game, starting nine at receiver…Recorded 32 receptions for 325 yards and two scores…Rushed 12 times for 45 yards and also threw one incomplete pass…Recorded 12 special teams tackles and nine kickoff returns for 183 yards. **SEASON HIGHLIGHTS: (12/23 at TEN)**…Started at wide receiver and established career-highs of five catches and 45 receiving yards. **(12/16 at NE)**…Started at wide receiver…Saw action at quarterback as part of an offensive package…Rushed three times for 10 yards and threw his first NFL pass, an incompletion intended for Chris Baker on fourth down. **(12/2 at MIA)**… Started and caught one pass for a career-long 19-yard touchdown reception from Kellen Clemens. **(10/28 vs. BUF)**…Recorded a team-high three special teams tackles. **(10/7 at NYG)**…Started and recorded three catches for 44 yards including a 16-yard touchdown pass from Chad Pennington, the first of his career.

2006 (JETS) Played in 16 games plus the postseason game…Started three regular season games, two as a running back and one as a receiver…Finished with 103 yards rushing on 18 attempts and nine receptions for 61 yards. **POSTSEASON: (1/7 at NE)**…Two catches for eight yards. **SEASON HIGHLIGHTS: (12/31 vs. OAK)**…Rushed twice for 23 yards, including a three-yard run on third-and-two from the QB position. **(12/3 at GB)**…Recorded a 32-yard rush, the Jets' season high. **(10/29 vs. CLE)**…Lined up at quarterback, running back and wide receiver…Rushed three times for four yards. **(10/15 vs. MIA)**…Named Jets' Special Teams Player of the Week after he recorded three tackles. **(10/8 at JAC)**…Started for the first time. **(9/10 at TEN)**…In his NFL debut, rushed twice for 13 yards and caught a 13-yard pass from Chad Pennington.

BEFORE THE NFL

◊Became the first player in NCAA history to pass for at least 8,000 yards and run for another 4,000 yards.

◊Ended his collegiate career ranked fourth on the all-time NCAA career total offense chart with 13,088 yards…Holds Missouri's career marks for rushing touchdowns (42) and passing scores (56).

◊With 2,304 passing yards and 1,301 rushing yards in 2005, he became the first player in NCAA Div. I-A history to achieve the 2,000/1,000 mark twice in his career (he also did it as a redshirt freshman in 2002).

BRAD SMITH'S CAREER STATISTICS

		Rushing					Receiving				
Yr/Tm	**G/S**	**Rush**	**Yds**	**Avg**	**Lg**	**TD**	**Rec**	**Yds**	**Avg**	**Lg**	**TD**
06/NYJ	16/3	18	103	5.7	32	-	9	61	6.8	19	-
07/NYJ	16/9	12	45	3.8	11	-	32	325	10.2	29	2
08/NYJ	15/1	12	113	9.4	36	-	12	64	5.3	18	-
Totals	**47/13**	**42**	**261**	**6.2**	**36**	**0**	**53**	**450**	**8.5**	**29**	**2**

Additional Statistics
Special Teams Tackles: 39 (career); 10 (2006); 12 (2007); 17 (2008).
Passing: 1-3, 18 yards (career); 1-2, 18 yards (2008); 0-1 (2007).
Kickoff Returns: 14-226 (career); 4-39 (2008); 9-183 (2007), 1-4 (2006).

Career Bests
Receptions: 5 (12/23/07 at TEN)
Receiving Yards: 45 (12/23/07 at TEN)
Long Reception: 29 (12/23/07 at TEN)
Receiving TDs: 1 (twice, last 12/2/07 at MIA)
Rushes: 4 (10/19/08 at OAK)
Rushing Yards: 59 (10/19/08 at OAK)
Long Rush: 36 (10/19/08 at OAK)

CAREER POSTSEASON STATISTICS

		Rushing					Receiving				
Yr/Tm	**G/S**	**Rush**	**Yds**	**Avg**	**Lg**	**TD**	**Rec**	**Yds**	**Avg**	**Lg**	**TD**
06/NYJ	0/1	-	-	-	-	-	2	8	4.0	6	-
Totals	**0/1**	**0**	**0**	**0**	**0**	**0**	**2**	**8**	**4.0**	**6**	**0**

BRAD SMITH GAME-BY-GAME

2008 New York Jets				Rushing				Receiving					
Date	**Opp**	**W/L**	**P/S**	**Rush**	**Yds**	**Avg**	**Lg**	**TD**	**Rec**	**Yds**	**Avg**	**Lg**	**TD**
9/7	at MIA	W	P	-	-	-	-	-	-	-	-	-	-
9/14	NE	L	P	-	-	-	-	-	-	-	-	-	-
9/22	at SD	L	P	-	-	-	-	-	-	-	-	-	-

Date	Opp	W/L	P/S	Rush	Yds	Avg	Lg	TD	Rec	Yds	Avg	Lg	TD
9/28	ARI	W	P	1	17	17.0	17	-	-	-	-	-	-
10/12	CIN	W	P	1	11	11.0	11	-	-	-	-	-	-
10/19	at OAK	L	S	4	59	14.8	36	-	4	29	7.3	18	-
10/26	KC	W	P	1	1	1.0	1	-	-	-	-	-	-
11/2	at BUF	W	P	1	5	5.0	5	-	-	-	-	-	-
11/9	STL	W	P	1	6	6.0	6	-	2	14	7.0	8	-
11/13	at NE	W	P	1	17	17.0	17	-	-	-	-	-	-
11/23	at TEN	W	P	-	-	-	-	-	1	8	8.0	8	-
11/30	DEN	L	P	1	0	0.0	0	-	1	10	10.0	10	-
12/7	at SF	L	P	-	-	-	-	-	2	7	3.5	7	-
12/14	BUF	W				INACTIVE							
12/21	at SEA	L	P	-	-	-	-	-	2	3	1.5	5	-
12/28	MIA	L	P	1	-3	-3.0	-3	-	0	-7	-7.0	-7	-
2008 Totals			**15/1**	**12**	**113**	**9.4**	**36**	**0**	**12**	**64**	**5.3**	**18**	**0**

2007 New York Jets

				Rushing					Receiving				
Date	Opp	W/L	P/S	Rush	Yds	Avg	Lg	TD	Rec	Yds	Avg	Lg	TD
9/9	NE	L	S	-	-	-	-	-	-	-	-	-	-
9/16	at BAL	L	P	-	-	-	-	-	1	8	8.0	8	-
9/23	MIA	W	P	2	14	7.0	11	-	3	24	8.0	14	-
9/30	at BUF	L	P	1	2	2.0	2	-	2	36	18.0	26	-
10/7	at NYG	L	S	1	-	-	-	-	3	44	14.7	17	1
10/14	PHI	L	P	1	4	4.0	4	-	1	2	2.0	2	-
10/21	at CIN	L	P	-	-	-	-	-	1	12	12.0	12	-
10/28	BUF	L	S	-	-	-	-	-	3	43	14.3	20	-
11/4	WAS	L	S	-	-	-	-	-	4	27	6.8	11	-
11/18	PIT	W	P	1	9	9.0	9	-	3	26	8.7	12	-
11/22	at DAL	L	S	-	-	-	-	-	2	12	6.0	7	-
12/2	at MIA	W	S	3	6	2.0	4	-	1	19	19.0	19	1
12/9	CLE	L	S	-	-	-	-	-	3	27	9.0	14	-
12/16	at NE	L	S	3	10	3.3	6	-	-	-	-	-	-
12/23	at TEN	L	S	-	-	-	-	-	5	45	9.0	29	-
12/30	KC	W	P	-	-	-	-	-	-	-	-	-	-
2007 Totals			**16/9**	**12**	**45**	**3.8**	**11**	**0**	**32**	**325**	**10.2**	**29**	**2**

2006 New York Jets

				Rushing					Receiving				
Date	Opp	W/L	P/S	Rush	Yds	Avg	Lg	TD	Rec	Yds	Avg	Lg	TD
9/10	at TEN	W	P	2	13	6.5	12	-	1	13	13.0	13	-
9/17	NE	L	P	-	-	-	-	-	-	-	-	-	-
9/24	at BUF	W	P	-	-	-	-	-	-	-	-	-	-
10/1	IND	L	P	1	8	8.0	8	-	1	-4	-4.0	-4	-
10/8	at JAC	L	S	2	8	4.0	5	-	1	-4	-4.0	-4	-
10/15	MIA	W	P	1	1	1.0	1	-	-	-	-	-	-
10/22	DET	W	P	3	16	5.3	8	-	-	-	-	-	-
10/29	at CLE	L	P	3	4	1.3	7	-	-	-	-	-	-
11/12	at NE	W	S	-	-	-	-	-	-	-	-	-	-
11/19	CHI	L	P	1	6	6.0	6	-	1	7	7.0	7	-
11/26	HOU	W	P	1	-10	-10.0	-10	-	-	-	-	-	-
12/3	at GB	W	S	1	32	32.0	32	-	2	14	7.0	8	-
12/10	BUF	L	P	1	2	2.0	2	-	1	4	4.0	4	-
12/17	at MIN	W	P	-	-	-	-	-	1	19	19.0	19	-
12/25	at MIA	W	P	-	-	-	-	-	1	12	12.0	12	-
12/31	OAK	W	P	2	23	11.5	20	-	-	-	-	-	-
2006 Totals			**16/3**	**18**	**103**	**5.7**	**32**	**0**	**9**	**61**	**6.8**	**19**	**0**

2006 Postseason

				Rushing					Receiving				
Date	Opp	W/L	P/S	Rush	Yds	Avg	Lg	TD	Rec	Yds	Avg	Lg	TD
1/7/06	at NE	L	P	-	-	-	-	-	2	8	4.0	6	-

33 ERIC SMITH

SAFETY

6-1 / 205 / Michigan State
26 years old (as of opening weekend)

Groveport, OH/Groveport Madison HS
EXPERIENCE: NFL: 4 / Jets: 4th
ACQUIRED: D3b (97), 2006 NFL Draft

CAREER HIGHLIGHTS

◊ Played in 39 games, starting 10, plus one postseason contest…Posted 84 tackles, three interceptions and one fumble recovered, along with 11 passes defensed.

◊ Named Jets Special Teams Player of the Week, at MIA, 12/2/07.

◊ Registered first career start, recording a career-high 12 tackles with one pass defensed, at NYG, 10/7/07.

◊ Recovered an onsides kick by future teammate Jay Feely to secure first win of the season, vs. MIA, 9/23/07.

◊ Recorded his first career interception vs. Charlie Frye at CLE, 10/29/06.

CAREER TRANSACTIONS

◊ 4/29/06, NYJ, D3b (97)

SEASON-BY-SEASON REVIEW

2008 (JETS) Saw action in nine games, making six starts and finishing the season with 32 tackles, one interception, four passes defensed, one fumble recovery and seven special teams tackles. **SEASON HIGHLIGHTS: (12/21 at SEA)**…Recovered a Dwight Lowery forced fumble on the Jets three-yard line, the first fumble recovery of his career. **(12/14 vs. BUF)**…Made first start in six weeks...Recorded five tackles. **(10/12 vs. CIN)**...Missed game after being placed on reserve/suspended list for infraction during game vs. ARI, 9/28. **(9/28 vs. ARI)**...Intercepted a Kurt Warner pass and returned it six yards. **(9/14 vs. NE)**…Started at safety…Registered seven total tackles and two more on special teams.

2007 (JETS) Played 15 games, starting four, recording 36 tackles and five pass breakups…Finished second on the team with 19 special teams tackles. **SEASON HIGHLIGHTS: (12/2 at MIA)**…Recorded three special teams tackles in being named Jets Special Teams Player of the Week. **(10/7 at NYG)**…Registered his first career start, recording a team-high and career-high 12 tackles with five solos and one pass defensed. **(9/23 vs. MIA)**…Recovered the Dolphins attempt at an onsides kick in the last two minutes of the game to secure the 31-28 win.

2006 (JETS) Played in 15 games as a reserve safety, logging 16 tackles, two interceptions and two passes defensed…Tied for third with 11 special teams tackles. **POSTSEASON: (1/7 at NE)**…Four tackles and one more on special teams in the Wild Card loss. **SEASON HIGHLIGHTS: (12/31 vs. OAK)**…Named Jets' Special Teams Player of the Week after partially blocking a Shane Lechler punt…Picked off Aaron Brooks for his second interception. **(10/29 at CLE)**…Picked off a Charlie Frye pass for his first career interception.

BEFORE THE NFL

◊ Smith posted triple-digit tackles his last two seasons at Michigan State, with 115 stops in 2004 and a team-high 101 tackles in 2005.

◊ A four-year letterman, Smith earned 36 career starts and registered 323 tackles, including double figures in tackles 13 times…His career totals included 10.5 tackles-for-loss, four sacks and four interceptions.

◊ Earned Academic All-Big Ten selection in 2004 at Michigan State.

◊ Second-team All-State and All-District selection as a senior at Groveport Madison HS, after he made 55 tackles and intercepted seven passes to earn first-team All-Conference honors in 2000.

◊ Started the last six games at quarterback and saw action at wide receiver and running back, pulling in 16 receptions for 400 yards and four touchdowns.

◊ Received the Ernie Godfrey Award, which is presented to the top high school scholar-athlete in the greater Columbus area, in addition to being selected conference Scholar-Athlete of the Year.

OFF THE FIELD

◊ Helped make improvements to the entrance of Roy Wilkins Park in Jamaica, Queens as part of the United Way Hometown Huddle in 2006.

◊ Handed out sporting goods gift cards to seventh and eighth graders from Brooklyn during the holiday season.

◊ Visited schools to educate kids as part of the Eat Right, Move More program.

◊ Graduated with a degree in Criminal Justice.

◊ Sported a 3.95 grade-point average in high school and qualified for the track and field regional in the pole vault, high jump and long jump.

◊ Enjoys bowling and golfing in his spare time.

◊ Favorite board game is Monopoly.

◊ Born in Columbus, OH.

ERIC SMITH'S CAREER STATISTICS

Year/Tm	G/S	TT	S	A	Sk	Yds	Int	Yds	Lg	TD	PD	FF	FR	Yds	TD
06/NYJ	15/0	16	11	5	-	-	2	1	1	-	2	-	-	-	-
07/NYJ	15/4	36	23	13	-	-	-	-	-	-	5	-	-	-	-
08/NYJ	9/6	32	21	11	-	-	1	6	6	-	4	0	1	0	-
Totals	**39/10**	**84**	**55**	**29**	**0**	**0**	**3**	**7**	**6**	**0**	**11**	**0**	**1**	**0**	**0**

Career Bests
Tackles: 12 (10/7/07 at NYG)
Solo Tackles: 5 (10/7/07 at NYG)
Interceptions: 1 (three times; Last - 9/28/08 vs. ARI)

CAREER POSTSEASON STATISTICS

Year/Tm	G/S	TT	S	A	Sk	Yds	Int	Yds	Lg	TD	PD	FF	FR	Yds	TD
06/NYJ	1/0	4	4	-	-	-	-	-	-	-	-	-	-	-	0

ERIC SMITH GAME-BY-GAME

2008 New York Jets

Date	Opp	W/L	P/S	TT	S	A	Sk	Yds	Int	Yds	Avg	TD	PD	FF	FR	Yds	TD
9/7	at MIA	W	S	7	6	1	-	-	-	-	-	-	1	-	-	-	-
9/14	NE	L	S	7	5	2	-	-	-	-	-	-	-	-	-	-	-
9/22	at SD	L	P	1	0	1	-	-	-	-	-	-	-	-	-	-	-
9/28	ARI	W	S	1	0	1	-	-	1	6	6.0	-	1	-	-	-	-
10/12	CIN	W	RESERVE/SUSPENDED														
10/19	at OAK	L	S	6	2	4	-	-	-	-	-	-	-	-	-	-	-
10/26	KC	W	S	1	1	0	-	-	-	-	-	-	1	-	-	-	-
11/2	at BUF	W	INACTIVE														
11/9	STL	W	INACTIVE														
11/13	at NE	W	INACTIVE														
11/23	at TEN	W	INACTIVE														
11/30	DEN	L	INACTIVE														
12/7	at SF	L	INACTIVE														
12/14	BUF	W	S	5	4	1	-	-	-	-	-	-	1	-	-	-	-
12/21	at SEA	L	P	3	2	1	-	-	-	-	-	-	-	-	1	0	-
12/28	MIA	L	P	1	1	0	-	-	-	-	-	-	-	-	-	-	-
2008 Totals			**9/6**	**32**	**21**	**11**	**0**	**0**	**1**	**6**	**6.0**		**4**	**0**	**1**	**0**	**0**

2007 New York Jets

Date	Opp	W/L	P/S	TT	S	A	Sk	Yds	Int	Yds	Avg	TD	PD	FF	FR	Yds	TD
9/9	NE	L	INACTIVE														
9/16	at BAL	L	P	4	2	2	-	-	-	-	-	-	1	-	-	-	-
9/23	MIA	W	P	-	-	-	-	-	-	-	-	-	-	-	-	-	-
9/30	at BUF	L	P	-	-	-	-	-	-	-	-	-	-	-	-	-	-
10/7	at NYG	L	S	12	5	7	-	-	-	-	-	-	1	-	-	-	-
10/14	PHI	L	S	1	1	-	-	-	-	-	-	-	-	-	-	-	-
10/21	at CIN	L	P	-	-	-	-	-	-	-	-	-	-	-	-	-	-
10/28	BUF	L	P	-	-	-	-	-	-	-	-	-	-	-	-	-	-
11/4	WAS	L	P	-	-	-	-	-	-	-	-	-	-	-	-	-	-
11/18	PIT	W	P	4	3	1	-	-	-	-	-	-	-	-	-	-	-
11/22	at DAL	L	P	1	1	-	-	-	-	-	-	-	1	-	-	-	-
12/2	at MIA	W	P	2	2	-	-	-	-	-	-	-	-	-	-	-	-
12/9	CLE	L	P	2	2	-	-	-	-	-	-	-	-	-	-	-	-
12/16	at NE	L	S	1	1	-	-	-	-	-	-	-	1	-	-	-	-
12/23	at TEN	L	P	1	1	-	-	-	-	-	-	-	1	-	-	-	-
12/30	KC	W	S	8	5	3	-	-	-	-	-	-	-	-	-	-	-
2007 Totals			**15/4**	**36**	**23**	**13**	**0**	**0**	**0**	**0**	**0.0**	**0**	**5**	**0**	**0**	**0**	**0**

2006 New York Jets

Date	Opp	W/L	P/S	TT	S	A	Sk	Yds	Int	Yds	Avg	TD	PD	FF	FR	Yds	TD
9/10	at TEN	W	P	-	-	-	-	-	-	-	-	-	-	-	-	-	-
9/17	NE	L	P	1	1	-	-	-	-	-	-	-	-	-	-	-	-

9/24	at BUF	W	P	-	-	-	-	-	-	-	-	-	-	-	-	-	-
10/01	IND	L	P	-	-	-	-	-	-	-	-	-	-	-	-	-	-
10/08	at JAC	L	P	1	1	-	-	-	-	-	-	-	-	-	-	-	-
10/15	MIA	W	P	1	1	-	-	-	-	-	-	-	-	-	-	-	-
10/22	DET	W	P	1	1	-	-	-	-	-	-	-	-	-	-	-	-
10/29	at CLE	L	P	1	-	1	-	-	1	0	0.0	-	1	-	-	-	-
11/12	at NE	W	P	2	1	1	-	-	-	-	-	-	-	-	-	-	-
11/19	CHI	L	P	1	1	-	-	-	-	-	-	-	-	-	-	-	-
11/26	HOU	W	P	5	4	1	-	-	-	-	-	-	-	-	-	-	-
12/3	at GB	W	P	1	-	1	-	-	-	-	-	-	-	-	-	-	-
12/10	BUF							INACTIVE									
12/17	at MIN	W	P	-	-	-	-	-	-	-	-	-	-	-	-	-	-
12/25	at MIA	W	P	1	-	1	-	-	-	-	-	-	-	-	-	-	-
12/31	OAK	W	P	1	1	-	-	-	1	1	1.0	-	1	-	-	-	-
2006 Totals			**15/0**	**16**	**11**	**5**	**0**	**0**	**2**	**1**	**0.5**	**0**	**2**	**0**	**0**	**0**	**0**

2006 Postseason

Date	Opp	W/L	P/S	TT	S	A	Sk	Yds	Int	Yds	Avg	TD	PD	FF	FR	Yds	TD
1/7/07	at NE	L	P	4	4	-	-	-	-	-	-	-	-	-	-	-	-

DONALD STRICKLAND

27

CORNERBACK

5-10 / 185 / Colorado
28 years old (as of opening weekend)

Redwood City, CA/Archbishop Riordan HS
EXPERIENCE: NFL: 7 / Jets: 1st
ACQUIRED: UFA-08 (SF)

CAREER HIGHLIGHTS

◊ Played in 49 games, making 22 starts and recording 160 tackles, two interceptions, 16 passes defensed, one forced fumble and 12 special teams tackles.

◊ Returned a blocked field goal 41 yards for a touchdown vs. PHI, 10/12/08.

◊ Recorded first career interception as a rookie for IND vs. Tom Brady and NE, 11/30/03.

CAREER TRANSACTIONS

◊ 3/25/09, NYJ, Signed, UFA (SF)
◊ 3/24/08, SF, Re-signed, UFA
◊ 3/7/07, SF, Signed, FA
◊ 2/26/07, SF, Released
◊ 12/12/06, SF, IR
◊ 10/31/06, SF, Signed, FA
◊ 9/2/06, PHI, Waived
◊ 11/22/05, PHI, Signed, FA
◊ 10/25/05, IND, Waived
◊ 9/14/05, IND, IR
◊ 10/9/04, IND, IR
◊ 4/26/03, IND, D3 (90)

SEASON-BY-SEASON REVIEW

2008 (SF) Saw action in 14 games, making three starts and missed two games due to injury…Finished the season with a career-high 44 tackles, six passes defensed and seven special team tackles. **SEASON HIGHLIGHTS**: **(12/7 vs. NYJ)**…Started at cornerback in place of an injured CB Nate Clements (thumb) and had five tackles. **(11/16 vs. STL)**…Started at nickel back and tied a career-high with eight tackles and added one pass defensed. **(10/12 vs. PHI)**…Returned a blocked field goal 41 yards for a touchdown. **(10/5 vs. NE)**…Made his first start of the season when the team opened the game in a nickel package, posted seven tackles and one pass defensed.
2007 (SF) Saw action in 13 games, with four starts and recording 33 tackles, five passes defensed and 10 special teams tackles. **SEASON HIGHLIGHTS: (11/25 at ARI)**…Recorded a game saving pass defense when he deflected a QB Kurt Warner pass in the end zone.

2006 (SF) Signed with SF, 10/31, and started in all three games he played in recording seven tackles…Placed on injured reserve, 12/12. **SEASON HIGHLIGHTS**: **(11/26 at STL)**…Started his first game of the season... Posted one tackle.

2005 (IND/PHI) Played in four games, one with IND and three with PHI, and finished the season with 20 tackles, three passes defensed, one forced fumble and two special teams tackles. **SEASON HIGHLIGHTS**: **(12/24 at ARI)**…Saw action as a nickel back and recorded five tackles and a forced

fumble. **(12/11 vs. NYG)**…Played in his first game with Philadelphia and recorded six tackles.

2004 (IND) Started in all four games he played in before being placed on injured reserve due to a shoulder injury…finished the season with 20 tackles. **SEASON HIGHLIGHTS**: **(9/9 at NE)**…Started and tied a career-high with eight total tackles, seven solo. **(9/26 vs. GB)**…Finished with six tackles.

2003 (IND) Started eight of the 11 games he saw action in and recorded 36 tackles, two interceptions and two passes defensed…He also started all three playoff games and recorded 17 tackles and five passes defensed. **SEASON HIGHLIGHTS**: **(11/30 vs. NE)**…Recorded his first career interception on a QB Tom Brady pass.

BEFORE THE NFL

◊Four-year contributor at Colorado (1999-2003), starting 36 of 42 career games, finishing with 255 tackles, 34 passes defensed, six forced fumbles, four interceptions, three sacks and one fumble recovery.

◊As a senior, recorded 117 tackles, 14 passes defensed, two interceptions, one sack and one forced fumble on his way to earning second-team All Big-12 honors.

◊Earned honorable mention Big-12 honors his junior year after tallying 78 tackles.

◊All-conference player at Archbishop Riordan High School (San Francisco, CA) on both offense and defense, finishing career with 93 carries for 1,095 yards with seven touchdowns on the ground and three receptions for 108 yards with two touchdowns as a receiver...Logged 92 tackles, four forced fumbles and two fumble recoveries on defense.

OFF THE FIELD

◊Majored in mechanical engineering.

◊His uncle, Raymond Bell, played football at UCLA, and his cousin, Herb Ward, played for USC and the Dallas Cowboys...Father, Donald, is a retired cameraman for Channel 4 in San Francisco.

◊Born Donald Darell Strickland.

◊Was a four-year honor roll student in high school, and enjoys writing and poetry, as evidenced by a rap song he wrote while in Indianapolis that received play time on the airwaves.

◊Lettered four times in track, starring in 100 meters and finishing fifth in the state in long jump.

◊Earned third Pro Bowl selection in 2006 after posting 53 tackles and three sacks…Selected to Pro Bowl as a starter in 2003 after playing as an alternate in 2002…Appeared in place of injured defensive tackle Warren Sapp in 2002, becoming the first defensive lineman in Panthers history to appear in a Pro Bowl.

◊Started 16 games in 2006 for the first time since 2003 after missing most of the 2004 and 2005 seasons due to injury.

◊Has blocked three kicks in his NFL career, tied for most in CAR history with Michael Bates.

◊Earned third Pro Bowl selection in 2006 after posting 53 tackles and three sacks…Selected to Pro Bowl as a starter in 2003 after playing as an alternate in 2002…Appeared in place of injured defensive tackle Warren Sapp in 2002, becoming the first defensive lineman in Panthers history to appear in a Pro Bowl.

DONALD STRICKLAND'S CAREER STATISTICS

Year/Tm	G/S	TT	S	A	Sk	Yds	Int	Yds	Lg	TD	PD	FF	FR	Yds	TD
03/IND	11/8	36	23	13	-	-	2	43	24	0	2	0	0	0	0
04/IND	4/4	20	15	5	-	-	0	0	0	0	0	0	0	0	0
05/IND/PHI	4/0	20	16	4	-	-	0	0	0	0	3	1	0	0	0
06/SF	3/3	7	5	2	-	-	0	0	0	0	0	0	0	0	0
07/SF	13/4	33	23	10	-	-	0	0	0	0	5	0	0	0	0
08/SF	14/3	44	39	5	-	-	0	0	0	0	6	0	0	0	0
Totals	**49/22**	**160**	**121**	**39**	**0**	**0**	**2**	**43**	**24**	**0**	**16**	**1**	**0**	**0**	**0**

Additional Statistics
Special Teams Tackles: 29 (Career); 7 (2008); 10 (2007); 12 (2005)
Touchdowns: 1 (Career): 1 (2008 - Blocked field goal return, 41 yards)

Career Bests
Tackles: 8 (five times - last: vs. STL, 11/16/08)
Solo Tackles: 7 (two times - last: at NE, 9/9/04)
Interceptions: 1 (two times - last: at HOU, 12/28/03)

CAREER POSTSEASON STATISTICS

Year/Tm	G/S	TT	S	A	Sk	Yds	Int	Yds	Lg	TD	PD	FF	FR	Yds	TD
03/IND	3/3	17	14	3	-	-	-	-	-	-	5	-	-	-	-

Additional Statistics
Special Teams Tackles: 1 (Career); 1 (2004)

DONALD STRICKLAND GAME-BY-GAME

2008 San Francisco 49ers

Date	Opp	W/L	P/S	TT	S	A	Sk	Yds	Int	Yds	Avg	TD	PD	FF	FR	Yds	TD
9/7	ARI	L	P	4	4	0	-	-	-	-	-	-	1	-	-	-	-
9/14	at SEA	W						INACTIVE									
9/21	DET	W						INACTIVE									
9/28	at NO	L	P	-	-	-	-	-	-	-	-	-	-	-	-	-	-
10/5	NE	L	S	7	7	0	-	-	-	-	-	-	1	-	-	-	-
10/12	PHI	L	P	-	-	-	-	-	-	-	-	-	-	-	-	-	-
10/19	at NYG	L	P	3	2	1	-	-	-	-	-	-	-	-	-	-	-
10/26	at SEA	L	P	-	-	-	-	-	-	-	-	-	-	-	-	-	-
11/10	at ARI	L	P	-	-	-	-	-	-	-	-	-	-	-	-	-	-
11/16	STL	W	S	8	8	0	-	-	-	-	-	-	1	-	-	-	-
11/23	at DAL	L	P	3	3	0	-	-	-	-	-	-	1	-	-	-	-
11/30	at BUF	W	P	6	5	1	-	-	-	-	-	-	2	-	-	-	-
12/7	NYJ	W	S	5	4	1	-	-	-	-	-	-	-	-	-	-	-
12/14	at MIA	L	P	2	2	0	-	-	-	-	-	-	-	-	-	-	-
12/21	at STL	W	P	3	1	2	-	-	-	-	-	-	-	-	-	-	-
12/28	WAS	W	P	3	3	0	-	-	-	-	-	-	-	-	-	-	-
2008 Totals			**14/3**	**44**	**39**	**5**	**0**	**0**	**0**	**0**	**0**	**0**	**6**	**0**	**0**	**0**	**0**

2007 San Francisco 49ers

Date	Opp	W/L	P/S	TT	S	A	Sk	Yds	Int	Yds	Avg	TD	PD	FF	FR	Yds	TD
9/9	ARI	W						INACTIVE									
9/16	at STL	W						INACTIVE									
9/23	at PIT	L						INACTIVE									
9/30	SEA	L	S	5	4	1	-	-	-	-	-	-	-	-	-	-	-
10/7	BAL	L	P	-	-	-	-	-	-	-	-	-	-	-	-	-	-
10/21	at NYG	L	P	-	-	-	-	-	-	-	-	-	-	-	-	-	-
10/28	NO	L	S	7	4	3	-	-	-	-	-	-	1	-	-	-	-
11/4	at ATL	L	P	2	2	0	-	-	-	-	-	-	1	-	-	-	-
11/12	at SEA	L	P	-	-	-	-	-	-	-	-	-	-	-	-	-	-
11/18	STL	L	P	-	-	-	-	-	-	-	-	-	-	-	-	-	-
11/25	at ARI	W	P	3	2	1	-	-	-	-	-	-	1	-	-	-	-
12/2	at CAR	L	P	2	2	0	-	-	-	-	-	-	-	-	-	-	-
12/9	MIN	L	P	2	2	0	-	-	-	-	-	-	-	-	-	-	-
12/15	CIN	W	S	7	4	3	-	-	-	-	-	-	1	-	-	-	-
12/23	TB	W	P	2	2	0	-	-	-	-	-	-	1	-	-	-	-
12/30	at CLE	L	S	3	1	2	-	-	-	-	-	-	-	-	-	-	-
2007 Totals			**13/4**	**33**	**23**	**10**	**0**	**0**	**0**	**0**	**0**	**0**	**5**	**0**	**0**	**0**	**0**

2006 San Francisco 49ers

Date	Opp	W/L	P/S	TT	S	A	Sk	Yds	Int	Yds	Avg	TD	PD	FF	FR	Yds	TD
11/5	MIN	W						INACTIVE									
11/12	at DET	W						INACTIVE									
11/19	SEA	W						INACTIVE									
11/26	at STL	L	S	1	0	1	-	-	-	-	-	-	-	-	-	-	-
12/3	at NO	L	S	4	3	1	-	-	-	-	-	-	-	-	-	-	-
12/10	GB	L	S	2	2	0	-	-	-	-	-	-	-	-	-	-	-
2006 Totals			**3/3**	**7**	**5**	**2**	**0**	**0**	**0**	**0**	**0**	**0**	**0**	**0**	**0**	**0**	**0**

2005 Indianapolis Colts/Philadelphia Eagles

Date	Opp	W/L	P/S	TT	S	A	Sk	Yds	Int	Yds	Avg	TD	PD	FF	FR	Yds	TD
9/11	at BAL(I)	W	P	7	6	1	-	-	-	-	-	-	3	-	-	-	-
12/11	NYG(P)	L	P	6	3	3	-	-	-	-			-	-	-	-	-
12/18	at STL(P)	W	P	2	2	0	-	-	-	-			-	-	-	-	-
12/24	at ARI(P)	L	P	5	5	0	-	-	-	-			-	1	-	-	-
1/1	WAS(P)	L						INACTIVE									
2005 Totals			**4/0**	**20**	**16**	**4**	**0**	**0**	**0**	**0**	**0**	**0**	**3**	**1**	**0**	**0**	**0**

(I)- Played for Colts; (P)- Played for Eagles

2004 Indianapolis Colts

Date	Opp	W/L	P/S	TT	S	A	Sk	Yds	Int	Yds	Avg	TD	PD	FF	FR	Yds	TD
9/9	at NE	L	S	8	7	1	-	-	-	-	-	-	-	-	-	-	-
9/19	at TEN	W	S	2	1	1	-	-	-	-	-	-	-	-	-	-	-
9/26	GB	W	S	6	4	2	-	-	-	-	-	-	-	-	-	-	-
10/3	at JAC	W	S	4	3	1	-	-	-	-	-	-	-	-	-	-	-
2004 Totals			**4/4**	**20**	**15**	**5**	**0**	**0**	**0**	**0**	**0**	**0**	**0**	**0**	**0**	**0**	**0**

2003 Indianapolis Colts

Date	Opp	W/L	P/S	TT	S	A	Sk	Yds	Int	Yds	Avg	TD	PD	FF	FR	Yds	TD
9/7	at CLE	W							**INACTIVE**								
9/14	TEN	W							**INACTIVE**								
9/21	JAC	W							**INACTIVE**								
9/28	at NO	W							**INACTIVE**								
10/6	at TB	W							**INACTIVE**								
10/12	CAR	L	P	-	-	-	-	-	-	-	-	-	-	-	-	-	-
10/26	HOU	W	P	2	2	0	-	-	-	-	-	-	-	-	-	-	-
11/2	at MIA	W	P	-	-	-	-	-	-	-	-	-	-	-	-	-	-
11/9	at JAC	L	S	1	1	0	-	-	-	-	-	-	-	-	-	-	-
11/16	NYJ	W	S	2	2	0	-	-	-	-	-	-	-	-	-	-	-
11/23	at BUF	W	S	4	2	2	-	-	-	-	-	-	-	-	-	-	-
11/30	NE	L	S	4	1	3	-	-	1	24	24.0	0	1	-	-	-	-
12/7	at TEN	W	S	8	4	4	-	-	-	-	-	-	-	-	-	-	-
12/14	ATL	W	S	5	5	0	-	-	-	-	-	-	-	-	-	-	-
12/21	DEN	L	S	8	5	3	-	-	-	-	-	-	-	-	-	-	-
12/28	at HOU	W	S	2	1	1	-	-	1	19	19.0	0	1	-	-	-	-
2003 Totals			**11/8**	**36**	**23**	**13**	**0**	**0**	**2**	**43**	**21.5**	**0**	**2**	**0**	**0**	**0**	**0**

83
RECEIVER

CHANSI STUCKEY

6-0 / 196 / Clemson
25 years old (as of opening weekend)
Warner Robins, GA/Northside HS
EXPERIENCE: NFL: 3 / Jets: 3rd
ACQUIRED: D7 (235), 2007 NFL Draft

CAREER HIGHLIGHTS

◊Played in 15 games, starting two in his first season on the field in the NFL after missing virtually all of 2007 due to injury...Caught 32 passes for 359 yards and three touchdowns...Rushed once for one yard.

◊First Jets player to score a touchdown in his NFL debut, a 22-yard touchdown reception at MIA, 9/7/08, excluding 1987 replacement games, since Darrol Ray returned a fumble 75 yards in a season-opening, 17-14 loss to the Colts, 28 years earlier to the day, 9/7/80.

◊Caught a touchdown in each of his first three NFL games, the first player to achieve that milestone since Andre Davis and Donte Stallworth in 2002.

CAREER TRANSACTIONS

◊9/12/07, NYJ, IR
◊4/29/07, NYJ, D7(235)

SEASON-BY-SEASON REVIEW

2008 (JETS) Caught 32 passes for 359 yards and three touchdowns...rushed once for one yard...Three touchdowns came in first three games of season and NFL career as he becmae the first Jets player since the AFL/NFL merger in 1970 to catch a touchdown pass in his first two game, **SEASON HIGHLIGHTS: (12/28 vs. MIA)**...Logged a career-best 50 yards on four receptions. **(11/13 at NE)...** Had a key third-down conversion in the fourth quarter on the Jets final drive of regulation. **(10/19 at OAK)**…Career-long 31-yard reception led to a 52-yard Jay Feely field goal that sent the game into overtime. **(9/28 vs. ARI)**…Started for first time, finishing with two receptions for 12 yards. **(9/22 at SD)**…Six receptions for 42 yards and one touchdown, a four-yard pass from Brett Favre. **(9/14 vs. NE)**…Led all Jets receivers with four receptions for 43 yards and one touchdown, a two-yard pass from Favre. **(9/7 at MIA)**…Scored his first touchdown in his NFL debut, emerging from three defenders in the end zone on a fourth-down, 22-yard desperation fling from Favre with 6:52 remaining in the first

quarter...The last Jets rookie to score on offense in his NFL debut was Mickey Shuler, who caught a one-yard touchdown pass from Richard Todd in a 33-20 win over MIA, 9/1/78.

2007 (JETS) Declared inactive for opener vs. NE, 9/7 before he was placed on IR, 9/12 (foot).

BEFORE THE NFL

◊Finished Clemson career with 141 grabs for 1,760 yards and seven touchdowns…Returned 31 punts for 229 yards and one touchdown, two kickoff returns for 39 yards, and ran the ball 48 times for 261 yards and two touchdowns.

◊First Clemson player since the 1940s to score a touchdown via pass, rush, punt return and reception, and first since 1971 to earn All-ACC honors in consecutive seasons.

◊Recorded seven 100-yard receiving games during his career.

◊Second among ACC receivers to Calvin Johnson in receptions per game (5.0) and yards per game (70) his senior season.

◊First player in Clemson history to post consecutive games with multiple touchdown receptions.

◊Played in seven games as a backup quarterback in 2003.

◊Passed for 1,286 yards and 13 touchdowns, and ran for 1,008 yards and 10 touchdowns as a senior at Northside HS.

OFF THE FIELD

◊Supports the American Society for the Prevention of Cruelty to Animals (ASPCA) and animal care and control in New York.

◊Visited the Atlantic Health Hospital, 4/30/08, in order to provide support and encouragement for patients.

◊Participated in the Eat Right Move More School Campaign in 2008 to promote fitness for youth.

◊Participated in Taste of the NFL dedicated to fighting hunger throughout the New York metropolitan area in 2008.

◊Majored in Sports Management at Clemson.

◊A member of the Chamber of Commerce of Warner Robins, GA.

CHANSI STUCKEY'S CAREER STATISTICS

Yr/Tm	G/S	Rec	Yds	Avg	Lg	TD
08/NYJ	15/2	32	359	11.2	31	3

Additional Statistics
Rushing: 1-1 (2008)

Career Bests
Receptions: 6 (9/22/08 at SD)
Receiving Yards: 50 (12/28/08 at MIA)
Longest Reception: 31 (10/19/08 at OAK)
Longest TD Reception: 22 (9/7/08 at MIA)
Longest Rush: 31 (10/19/08 vs. OAK)

CHANSI STUCKEY GAME-BY-GAME

2008 New York Jets

Date	Opp	W/L	P/S	Rec	Yds	Avg	Lg	TD
9/7	at MIA	W	P	2	37	18.5	22t	1
9/14	NE	L	P	4	43	10.8	28	1
9/22	at SD	L	P	6	42	7.0	12	1
9/28	ARI	W	S	2	12	6.0	7	-
10/12	CIN	W	P	-	-	-	-	-
10/19	at OAK	L	S	2	48	24.0	31	-
10/26	KC	W	P	3	43	14.3	18	-
11/2	at BUF	W	P	-	-	-	-	-
11/9	STL	W	P	-	-	-	-	-
11/ 13	at NE	W	P	1	3	3.0	3	-
11/23	at TEN	W	P	1	8	8.0	8	-
11/30	DEN	L	P	3	30	10.0	16	-
12/7	at SF	L	P	4	43	10.8	24	-
12/14	BUF	W	P	-	-	-	-	-
12/21	at SEA	L			**INACTIVE**			
12/28	MIA	L	P	4	50	12.5	26	-
2008 Totals			**15/2**	**32**	**359**	**11.2**	**31**	**3**

99 BRYAN THOMAS

LINEBACKER

6-4 / 266 / Alabama-Birmingham
30 years old (as of opening weekend)

Birmingham, AL/Minor HS
EXPERIENCE: NFL: 8 / Jets: 8th
ACQUIRED: D1 (22), 2002 NFL Draft

CAREER HIGHLIGHTS

◊Played in 109 regular-season games with 64 starts, recording 317 tackles, 23 sacks, five forced fumbles, three fumble recoveries and five passes defensed.

◊Moved from defensive end to linebacker in 2006 when team changed to 3-4 defense, posting a career-high 77 tackles and 8.5 sacks in 2006, including 6.5 sacks during a six-game span.

◊Owner of two career games with two sacks, victimizing former teammate Chad Pennington twice in Pennington's debut against the Jets at MIA, 9/7/08, and David Carr twice vs. HOU, 11/26/06.

CAREER TRANSACTIONS

◊12/2/06, NYJ, Signed contract extension.
◊4/20/02, NYJ, D1 (22)

SEASON-BY-SEASON REVIEW

2008 (JETS) Played in 16 games, starting 15…Recorded 47 tackles, 11 tackles-for-loss, 5.5 sacks, one fumble recovery, three forced fumbles, seven quarterback hurries and one pass defensed…Ranked second on the team for tackles-for-loss and third for sacks…Contributed to defense that led the NFL with 26 forced fumbles and tied for the League lead in fumble recoveries…One of 17 players who registered at least half a sack for the Jets, an amount that led the NFL…One of 13 Jets players that forced fumbles on defense or special teams. **SEASON HIGHLIGHTS**: **(12/28 vs MIA)**…Registered sack and forced fumble of Chad Pennington on the same play. **(11/23 at TEN)**…Recorded a fumble recovery. **(11/9 vs. STL)**…Contributed a forced fumble. **(10/12 vs. CIN)**…Made half sack of Ryan Fitzpatrick. **(9/28 vs. ARI)**…Produced sack of Kurt Warner. **(9/14 vs. NE)**…Collected sack of Matt Cassel. **(9/7 at MIA)**…Matched career high with two sacks of Chad Pennington…Forced a fumble.

2007 (JETS) Played in 16 games with 14 starts…Responsible for 43 tackles, 2.5 sacks and forced one fumble. **SEASON HIGHLIGHTS**: **(12/2 at MIA)**…Sacked John Beck for a five-yard loss, forcing a fumble that was recovered by Victor Hobson. **(10/21 at CIN)**…Sacked Carson Palmer. **(10/14 at PHI)**…Contributed half sack of Donovan McNabb.

2006 (JETS) Started all 16 games in first season as outside linebacker…Posted 77 tackles, a career-high 8.5 sacks, one fumble recovery and one forced fumble. **POSTSEASON**: **(1/7 at NE)**…Started and recorded five tackles and half a sack of Tom Brady. **SEASON HIGHLIGHTS**: **(12/25 at MIA)**…Registered sack of Cleo Lemon. **(12/10 vs. BUF)**…Notched sack of J.P. Losman. **(12/3 at GB)**…Sacked Brett Favre for a loss of four yards and forced a fumble that led to the first Jets touchdown…Finished with 1.5 sacks. **(11/26 vs. HOU)**…Recorded career-high two sacks of David Carr. **(11/12 at NE)**…Produced sack of Tom Brady. **(10/29 at CLE)**…Notched a sack of Charlie Frye. **(10/15 vs. MIA)**…Recorded career-high 11 tackles…Earned Jets Defensive Player of the Week. **(9/17 vs. NE)**…Blocked a Stephen Gotskowski field goal, the first block of his career, late in the fourth-quarter of the loss. **(9/10 at TEN)**…Garnered sack of Kerry Collins.

2005 (JETS) Started 16 games, including four starts…. Posted 40 tackles, 3.5 sacks and three passes defensed. **SEASON HIGHLIGHTS**: **(1/1 vs. BUF)**…Recorded a sack of Kelly Holcombe. **(12/11 vs. OAK)**…Collected half sack of Marques Tuiasosopo. **(12/4 at NE)**…Posted half sack of Tom Brady. **(10/24 at ATL)**…Contributed half sack of Michael Vick. **(9/25 vs. JAC)**…Sacked Byron Leftwich.

2004 (JETS) Played in 14 games with five starts…Recorded 41 tackles and 1.5 sacks. **POSTSEASON**: Started both postseason games…Accounted for eight tackles. **SEASON HIGHLIGHTS**: **(11/14 vs. BAL)**…Led team with 1.5 sacks of Kyle Boller in overtime loss.

2003 (JETS) Played in 16 games, earning 10 starts…Recorded 58 tackles, one sack, one pass defensed and one fumble recovery. **SEASON HIGHLIGHTS**: **(11/2 vs. NYG)**…Started at right defensive end in place of an injured John Abraham, and recorded six tackles plus a batted pass. **(10/12 vs. BUF)**…Earned his first career start…Tallied a fumble recovery and two tackles. **(9/21 at NE)**…Recorded the first solo sack of his career, dropping Tom Brady for a four-yard loss.

2002 (JETS) Appeared in 15 games…Posted 11 tackles and half a sack. **POSTSEASON**: Played in both games…Contributed two tackles. **SEASON HIGHLIGHTS**: **(9/22 at MIA)**…Contributed half sack of Jay Fiedler.

BEFORE THE NFL

◊Four-year starter at University of Alabama-Birmingham, who set school and Conference USA all-time records with 35 sacks, and posted 148 tackles (78 solos), two fumble recoveries, eight forced fumbles, 12 passes defensed and 46 pressures.

◊Earned first team All-Conference USA honors as a senior in 2001 when he ranked fifth in the nation with 14 sacks and contributed 46 tackles, including 21 for losses, four passes defensed, three forced fumbles.

◊Two-year starter and letter winner at Minor HS in Birmingham, where he posted 75 tackles with two interceptions and afumble recovery in six games as a senior, and 140 tackles with an interception and three fumble recoveries as a junior.

OFF THE FIELD

◊Graduated with a degree in Criminal Justice.

◊Named to the UAB Athletic Director's Academic Honor Roll twice during his career.

◊Participated in the Club's Football Fanfare/Kid Reporter of the Week Program with *Newark Star-Ledger*.

◊Attended the MDA 2004 Muscle Team Kickoff.

◊Attended the United Way Gridiron Gala in 2007 to help celebrate the NFL's 30-year partnership with the United Way.

BRYAN THOMAS' CAREER STATS

Year/Tm	G/S	TT	S	A	Sk	Yds	Int	Yds	Lg	TD	PD	FF	FR	Yds	TD
02/NYJ	15/0	11	5	6	0.5	1	-	-	-	-	-	-	-	-	-
03/NYJ	16/10	58	36	22	1	4	-	-	-	-	1	-	1	0	-
04/NYJ	14/5	41	32	9	1.5	16.5	-	-	-	-	-	-	-	-	-
05/NYJ	16/4	40	32	8	3.5	16	-	-	-	-	3	-	-	-	-
06/NYJ	16/16	77	58	19	8.5	44	-	-	-	-	-	1	1	0	-
07/NYJ	16/14	43	31	12	2.5	15	-	-	-	-	-	1	-	-	-
08/NYJ	16/15	47	29	18	5.5	32	-	-	-	-	1	3	1	0	-
Totals	**109/64**	**317**	**223**	**94**	**23**	**128.5**	**0**	**0**	**0**	**0**	**5**	**5**	**3**	**0**	**0**

Additional Statistics
Blocked Field Goals: 1 (2006).

Career Bests
Tackles: 11 (10/15/06 vs. MIA)
Solo Tackles: 8 (10/8/06 at JAC)
Sacks: 2 (twice - last: 9/7/08 at MIA)

CAREER POSTSEASON STATISTICS

Year/Tm	G/S	TT	S	A	Sk	Yds	Int	Yds	Lg	TD	PD	FF	FR	Yds	TD
02/NYJ	2/0	2	1	1	-	0	-	-	-	-	-	-	-	-	-
04/NYJ	2/2	8	7	1	-	0	-	-	-	-	-	-	-	-	-
06/NYJ	1/1	5	3	2	0.5	6	-	-	-	-	-	-	-	-	-
Totals	**5/3**	**15**	**11**	**4**	**0.5**	**6**	**0**	**0**	**0**	**0**	**0**	**0**	**0**	**0**	**0**

BRYAN THOMAS GAME-BY-GAME

2008 New York Jets

Date	Opp	W/L	P/S	TT	S	A	Sk	Yds	Int	Yds	Avg	TD	PD	FF	FR	Yds	TD
9/7	at MIA	W	S	2	0	2	2	13	-	-	-	-	-	1	-	-	-
9/14	NE	L	S	5	2	3	1	2	-	-	-	-	-	-	-	-	-
9/22	at SD	L	S	2	2	0	-	-	-	-	-	-	-	-	-	-	-
9/28	ARI	W	S	3	2	1	1	6	-	-	-	-	-	-	-	-	-
10/12	CIN	W	S	2	1	1	0.5	4	-	-	-	-	-	-	-	-	-
10/19	at OAK	L	S	5	3	2	-	-	-	-	-	-	-	-	-	-	-
10/26	KC	W	S	3	2	1	-	-	-	-	-	-	-	-	-	-	-
11/2	at BUF	W	S	4	3	1	-	-	-	-	-	-	-	-	-	-	-
11/9	STL	W	S	1	0	1	-	-	-	-	-	-	-	1	-	-	-
11/13	at NE	W	S	1	0	1	-	-	-	-	-	-	-	-	-	-	-
11/23	at TEN	W	S	2	1	1	-	-	-	-	-	-	1	-	1	-	-
11/30	DEN	L	S	1	1	0	-	-	-	-	-	-	-	-	-	-	-

Date	Opp	W/L	P/S	TT	S	A	Sk	Yds	Int	Yds	Avg	TD	PD	FF	FR	Yds	TD
12/7	at SF	L	S	6	5	1	-	-	-	-	-	-	-	-	-	-	-
12/14	BUF	W	P	1	1	0	-	-	-	-	-	-	-	-	-	-	-
12/21	at SEA	L	S	5	4	1	-	-	-	-	-	-	-	-	-	-	-
12/28	MIA	L	S	4	2	2	1	7	-	-	-	-	-	1	-	-	-
2008 Totals			**16/15**	**47**	**29**	**18**	**5.5**	**32**	**0**	**0**	**0**	**0**	**1**	**3**	**1**	**0**	**0**

2007 New York Jets

Date	Opp	W/L	P/S	TT	S	A	Sk	Yds	Int	Yds	Avg	TD	PD	FF	FR	Yds	TD
9/9	NE	L	S	3	3	-	-	-	-	-	-	-	-	-	-	-	-
9/16	at BAL	L	S	7	6	1	-	-	-	-	-	-	-	-	-	-	-
9/23	MIA	W	S	-	-	-	-	-	-	-	-	-	-	-	-	-	-
9/30	at BUF	L	S	4	3	1	-	-	-	-	-	-	-	-	-	-	-
10/7	at NYG	L	S	5	4	1	-	-	-	-	-	-	-	-	-	-	-
10/14	PHI	L	S	1	1	0	0.5	2	-	-	-	-	-	-	-	-	-
10/21	at CIN	L	S	1	-	1	1	8	-	-	-	-	-	-	-	-	-
10/28	BUF	L	S	3	3	-	-	-	-	-	-	-	-	-	-	-	-
11/4	WAS	L	S	5	4	1	-	-	-	-	-	-	-	-	-	-	-
11/18	PIT	W	S	8	4	4	-	-	-	-	-	-	-	-	-	-	-
11/22	at DAL	L	S	1	1	-	-	-	-	-	-	-	-	-	-	-	-
12/2	at MIA	W	S	-	-	-	1	5	-	-	-	-	-	1	-	-	-
12/9	CLE	L	S	3	1	2	-	-	-	-	-	-	-	-	-	-	-
12/16	at NE	L	P	1	-	1	-	-	-	-	-	-	-	-	-	-	-
12/23	at TEN	L	S	1	1	-	-	-	-	-	-	-	-	-	-	-	-
12/30	KC	W	P	-	-	-	-	-	-	-	-	-	-	-	-	-	-
2007 Totals			**16/14**	**43**	**31**	**12**	**2.5**	**15**	**0**	**0**	**0**	**0**	**0**	**1**	**0**	**0**	**0**

2006 New York Jets

Date	Opp	W/L	P/S	TT	S	A	Sk	Yds	Int	Yds	Avg	TD	PD	FF	FR	Yds	TD
9/10	at TEN	W	S	4	3	1	1	5	-	-	-	-	-	-	-	-	-
9/17	NE	L	S	4	3	1	-	-	-	-	-	-	-	-	1	0	-
9/24	at BUF	W	S	6	3	3	-	-	-	-	-	-	-	-	-	-	-
10/01	IND	L	S	4	2	2	-	-	-	-	-	-	-	-	-	-	-
10/08	at JAC	L	S	8	8	-	-	-	-	-	-	-	-	-	-	-	-
10/15	MIA	W	S	11	7	4	-	-	-	-	-	-	-	-	-	-	-
10/22	DET	W	S	5	4	1	-	-	-	-	-	-	-	-	-	-	-
10/29	at CLE	L	S	6	5	1	1	5	-	-	-	-	-	-	-	-	-
11/12	at NE	W	S	1	1	-	1	7	-	-	-	-	-	-	-	-	-
11/19	CHI	L	S	5	5	-	-	-	-	-	-	-	-	-	-	-	-
11/26	HOU	W	S	4	4	-	2	5	-	-	-	-	-	-	-	-	-
12/3	at GB	W	S	5	3	2	1.5	8	-	-	-	-	-	1	-	-	-
12/10	BUF	L	S	4	1	3	1	8	-	-	-	-	-	-	-	-	-
12/17	at MIN	W	S	3	3	-	-	-	-	-	-	-	-	-	-	-	-
12/25	at MIA	W	S	4	3	1	1	6	-	-	-	-	-	-	-	-	-
12/31	OAK	W	S	3	3	-	-	-	-	-	-	-	-	-	-	-	-
2006 Totals			**16/16**	**77**	**58**	**19**	**8.5**	**44**	**0**	**0**	**0.0**	**0**	**0**	**1**	**1**	**0**	**0**

2006 Postseason

Date	Opp	W/L	P/S	TT	S	A	Sk	Yds	Int	Yds	Avg	TD	PD	FF	FR	Yds	TD
1/7/07	at NE	L	S	5	3	2	0.5	6	-	-	-	-	-	-	-	-	-

2005 New York Jets

Date	Opp	W/L	P/S	TT	S	A	Sk	Yds	Int	Yds	Avg	TD	PD	FF	FR	Yds	TD
9/11	at KC	L	S	5	5	-	-	-	-	-	-	-	1	-	-	-	-
9/18	MIA	W	P	2	1	1	-	-	-	-	-	-	1	-	-	-	-
9/25	JAC	L	P	6	4	2	1	3	-	-	-	-	-	-	-	-	-
10/2	at BAL	L	P	2	2	-	-	-	-	-	-	-	-	-	-	-	-
10/9	TB	W	P	-	-	-	-	-	-	-	-	-	-	-	-	-	-
10/16	at BUF	L	P	2	2	-	-	-	-	-	-	-	-	-	-	-	-
10/24	at ATL	L	P	1	1	-	0.5	4	-	-	-	-	-	-	-	-	-
11/6	SD	L	P	-	-	-	-	-	-	-	-	-	-	-	-	-	-
11/13	at CAR	L	P	1	-	1	-	-	-	-	-	-	-	-	-	-	-
11/20	at DEN	L	P	2	2	-	-	-	-	-	-	-	1	-	-	-	-
11/27	NO	L	P	1	1	-	-	-	-	-	-	-	-	-	-	-	-
12/4	at NE	L	P	2	1	1	0.5	9	-	-	-	-	-	-	-	-	-
12/11	OAK	W	P	1	1	-	0.5	9	-	-	-	-	-	-	-	-	-
12/18	at MIA	L	S	4	2	2	-	-	-	-	-	-	-	-	-	-	-
12/26	NE	L	S	6	5	1	-	-	-	-	-	-	-	-	-	-	-
1/1	BUF	W	S	5	5	-	1	2	-	-	-	-	-	-	-	-	-
2005 Totals			**16/4**	**40**	**32**	**8**	**3.5**	**27**	**0**	**0**	**0**	**0**	**3**	**0**	**0**	**0**	**0**

2004 New York Jets

Date	Opp	W/L	P/S	TT	S	A	Sk	Yds	Int	Yds	Avg	TD	PD	FF	FR	Yds	TD
9/12	CIN	W							INACTIVE								
9/19	at SD	W							INACTIVE								
10/3	at MIA	W	P	2	2	-	-	-	-	-	-	-	-	-	-	-	-
10/10	BUF	W	P	-	-	-	-	-	-	-	-	-	-	-	-	-	-
10/17	SF	W	P	1	1	-	-	-	-	-	-	-	-	-	-	-	-
10/24	at NE	L	P	1	1	-	-	-	-	-	-	-	-	-	-	-	-
11/1	MIA	W	P	-	-	-	-	-	-	-	-	-	-	-	-	-	-
11/7	at BUF	L	P	2	1	1	-	-	-	-	-	-	-	-	-	-	-
11/14	BAL	L	S	7	7	-	1.5	16.5	-	-	-	-	-	-	-	-	-
11/21	at CLE	W	P	3	2	1	-	-	-	-	-	-	-	-	-	-	-
11/28	at ARI	W	P	2	1	1	-	-	-	-	-	-	-	-	-	-	-
12/5	HOU	W	P	3	3	-	-	-	-	-	-	-	-	-	-	-	-
12/12	at PIT	L	S	9	6	3	-	-	-	-	-	-	-	-	-	-	-
12/19	SEA	W	S	1	1	-	-	-	-	-	-	-	-	-	-	-	-
12/26	NE	L	S	6	4	2	-	-	-	-	-	-	-	-	-	-	-
1/2	at STL	L	S	4	3	1	-	-	-	-	-	-	-	-	-	-	-
2004 Totals			**14/5**	**41**	**32**	**9**	**1.5**	**16.5**	**0**	**0**	**0**	**0**	**0**	**0**	**0**	**0**	**0**

2004 Postseason

Date	Opp	W/L	P/S	TT	S	A	Sk	Yds	Int	Yds	Avg	TD	PD	FF	FR	Yds	TD
1/8/05	at SD	W	S	4	4	-	-	-	-	-	-	-	-	-	-	-	-
1/15/05	at PIT	L	S	4	4	-	-	-	-	-	-	-	-	-	-	-	-
Totals			**2/2**	**8**	**8**	**0**	**0**	**0**	**0**	**0**	**0**	**0**	**0**	**0**	**0**	**0**	**0**

2003 New York Jets

Date	Opp	W/L	P/S	TT	S	A	Sk	Yds	Int	Yds	Avg	TD	PD	FF	FR	Yds	TD
9/4	at WAS	L	P	-	-	-	-	-	-	-	-	-	-	-	-	-	-
9/14	MIA	L	P	3	2	1	-	-	-	-	-	-	-	-	-	-	-
9/21	at NE	L	P	3	3	-	1	4	-	-	-	-	-	-	-	-	-
9/28	DAL	L	P	2	-	2	-	-	-	-	-	-	-	-	-	-	-
10/12	BUF	W	S	2	1	1	-	-	-	-	-	-	-	-	1	0	-
10/19	at HOU	W	P	1	1	-	-	-	-	-	-	-	-	-	-	-	-
10/26	at PHI	L	P	-	-	-	-	-	-	-	-	-	-	-	-	-	-
11/2	NYG	L	S	6	3	3	-	-	-	-	-	-	1	-	-	-	-
11/9	at OAK	W	S	7	3	4	-	-	-	-	-	-	-	-	-	-	-
11/16	at IND	L	S	8	4	4	-	-	-	-	-	-	-	-	-	-	-
11/23	JAC	W	S	8	6	2	-	-	-	-	-	-	-	-	-	-	-
12/1	TEN	W	S	4	3	1	-	-	-	-	-	-	-	-	-	-	-
12/7	at BUF	L	S	5	4	1	-	-	-	-	-	-	-	-	-	-	-
12/14	PIT	W	S	3	1	2	-	-	-	-	-	-	-	-	-	-	-
12/20	NE	L	S	3	2	1	-	-	-	-	-	-	-	-	-	-	-
12/28	at MIA	L	S	3	3	-	-	-	-	-	-	-	-	-	-	-	-
2003 Totals			**16/10**	**58**	**36**	**22**	**1**	**4**	**0**	**0**	**0**	**0**	**1**	**0**	**1**	**0**	**0**

DON'S BIGGEST DAYS

Thirty-nine years after his last 200-yard receiving gem, Titans' and Jets' Hall of Fame WR Don Maynard remains tied for fifth in NFL history for most 200-yard games in a career. In context for the franchise, Maynard has three of the Jets' five 200-yard receiving performances. Only Bake Turner, with 210 yards receiving vs. Houston (11/10/63) and Richard Caster, with 204 yards receiving vs. Baltimore (9/24/72), are members of Maynard's exclusive Jets' club.

His three dynamic performances came in a 22-game span that began in the Super Bowl season in 1968 with the opener at Kansas City, included his franchise-record 228-yard game in the the "Heidi Bowl" at Oakland, and concluded against the Oilers in the 1969 home opener that came six games into the season.

Date	Opponent	Rec	Yards	TD
11/17/68	at Oakland	10	228	1
10/20/69	vs. Houston Oilers	7	212	2
2 9/15/68	at Kansas City	8	203	2

JASON TRUSNIK

96
LINEBACKER

6-4 / 250 / Ohio Northern
25 years old (as of opening weekend)
Macedonia, OH/Nordonia Hills HS
EXPERIENCE: NFL: 3 / Jets: 3rd
ACQUIRED: Undrafted FA (5/14/07)

CAREER HIGHLIGHTS

◊ Corralled his first NFL fumble recovery at MIA, 12/28/08, off a Bryan Thomas sack of Chad Pennington.

◊ Responsible for a career-high four special teams tackles at TEN, 11/23/08.

◊ Earned his NFL debut vs. PIT, 11/18/07, as an undrafted rookie free agent and recorded two special teams tackles.

◊ Wore #57 in 2007 and 2008 before switching to #96 for 2009.

CAREER TRANSACTIONS

◊ 11/1/08, NYJ, Activated from PUP
◊ 7/19/08, NYJ, PUP
◊ 12/27/07, NYJ, IR
◊ 11/17/07, NYJ, Signed, Active roster
◊ 9/3/07, NYJ, Signed, Practice squad
◊ 9/1/07, NYJ, Waived
◊ 5/14/07, NYJ, Signed, Undrafted FA

SEASON-BY-SEASON REVIEW

2008 (JETS) Spent the first seven games of the season on the physically unable to perform list before being signed to the active roster...Activated from PUP, 11/1...Played in seven games and was inactive for two contests…Contributed five tackles and a fumble recovery on defense and 11 tackles on special teams…Inactive at SF, 12/7 and vs. BUF, 12/14…**SEASON HIGHLIGHTS**: **(12/28 vs. MIA)**…Recorded fumble recovery off of Bryan Thomas sack of Chad Pennington…Notched career-high four tackles. **(11/23 at TEN)**…Produced career-high four special teams tackles.

2007 (JETS) Appeared in six games as an undrafted rookie free agent in 2007 after being signed to the active roster, 11/17…Placed on injured reserve, 12/26…Recorded six special teams tackles…Spent first nine games of the season on the practice squad. **SEASON HIGHLIGHTS**: **(11/18 vs. PIT)**…Made NFL debut…Recorded two special teams tackles.

BEFORE THE NFL

◊ Finished his career at Ohio Northern with a school-record 43 sacks and 85 tackles-for-loss in addition to generating 277 tackles.

◊ Two-time Division III All-American and first team All-Ohio Athletic Conference (OAC) selection who ended the 2006 season with 60 tackles and team-highs of 11 sacks and 19.5 tackles-for-loss, earning the Paul Hoernemann Award, given to the best defensive lineman in the OAC.

◊ ONU's all-time career leader with 43 sacks and 85 tackles-for-loss.

◊ Responsible for 18 sacks as a sophomore in 2004.

◊ Standout defensive end and quarterback at Nordonia Hills HS, where he played alongside his brother Lenny, a linebacker, who was also his teammate at ONU.

OFF THE FIELD

◊ Served as a shopping chaperone during 2007 holiday season for children of families who lost family members in the Iraq War.

◊ Visited the Schneider's Children's Hospital among others and consistently volunteers at Special Olympics events for children.

◊ Majored in Early Childhood Education.

◊ Lettered in wrestling, earning berth in state championship as a senior.

◊ Enjoys golfing and the outdoors.

◊ Wife, Nicole.

JASON TRUSNIK'S CAREER STATISTICS

Year/Tm	G/S	TT	S	A	Sk	Yds	Int	Yds	Lg	TD	PD	FF	FR	Yds	TD
07/NYJ	6/0	-	-	-	-	-	-	-	-	-	-	-	-	-	-
08/NYJ	7/0	5	2	3	-	-	-	-	-	-	-	-	1	-	-
Totals	**13/0**	**5**	**2**	**3**	**0**	**0**	**0**	**0**	**0**	**0**	**0**	**0**	**1**	**0**	**0**

Additional Statistics
Special Teams Tackles: 17 (career): 11 (2008); 6 (2007).

Career Bests
Tackles: 4 (12/28/08 vs. MIA)
Solo Tackles: 2 (12/28/08 vs. MIA)
Special Teams Tackles: 4 (11/23/08 at TEN)

JASON TRUSNIK GAME-BY-GAME

2008 New York Jets

Date	Opp	W/L	P/S	TT	S	A	Sk	Yds	Int	Yds	Avg	TD	PD	FF	FR	Yds	TD
11/2	at BUF	W	P	-	-	-	-	-	-	-	-	-	-	-	-	-	-
11/9	STL	W	P	-	-	-	-	-	-	-	-	-	-	-	-	-	-
11/13	at NE	W	P	-	-	-	-	-	-	-	-	-	-	-	-	-	-
11/23	at TEN	W	P	1	0	1	-	-	-	-	-	-	-	-	-	-	-
11/30	DEN	L	P	-	-	-	-	-	-	-	-	-	-	-	-	-	-
12/7	at SF	L						INACTIVE									
12/14	BUF	W						INACTIVE									
12/21	at SEA	L	P	-	-	-	-	-	-	-	-	-	-	-	-	-	-
12/28	MIA	L	P	4	2	2	-	-	-	-	-	-	-	-	1	-	-
2008 Totals			**7/0**	**5**	**2**	**3**	**0**	**0**	**0**	**0**	**0**	**0**	**0**	**0**	**1**	**0**	**0**

ROBERT TURNER

75
OFFENSIVE LINE

6-4 / 308 / New Mexico
25 years old (as of opening weekend)

Austin, TX/Lake Travis HS
EXPERIENCE: NFL: 2 Jets: 3rd
ACQUIRED: Undrafted FA (5/16/07)

CAREER HIGHLIGHTS

◊ Played in final 10 games of 2008, mostly on special teams...Also lined up as an extra tight end on offense.

◊ Appeared in the final two games of 2007 after he was signed to the active roster, 12/19/07.

◊ Made his NFL debut, entering the game at left guard at TEN, 12/23/07.

CAREER TRANSACTIONS

◊ 12/19/07, NYJ, Signed, Active roster
◊ 9/3/07, NYJ, Signed, Practice squad
◊ 9/1/07, NYJ, Waived
◊ 5/16/07, NYJ, Signed, Undrafted FA

SEASON-BY-SEASON REVIEW

2008 (JETS) Played in final 10 games, mostly on special teams...Also lined up as an extra tight end on offense.

2007 (JETS) Played in final two games of season, making NFL debut at TEN, 12/23, as left guard.

BEFORE THE NFL

◊ Started 49 straight games at right guard and right tackle during his four-year career at New Mexico.

◊ Credited with 23 big effort plays, 10 cut blocks and 16 pins by the Lobos' coaching staff as a senior.

◊ Three-year starter on the offensive line, two-year starter at defensive tackle and senior captain at Lake Travis HS (TX).

◊ Lettered in powerlifting and track and field.

OFF THE FIELD

◊ Majored in General Studies.

◊ Participated in the Play 60 Draft Week Event in 2008, which is a part of the NFL's youth health and fitness campaign encouraging kids to be active at least 60 minutes a day.

◊ Hosted children from MercyFirst, as they shopped for holiday gifts courtesy of former Jets defensive line coach Dan Quinn.

◊ Involved in mentoring programs and speaks to classes and teams about drugs, alcohol, education, and fitness.

ROBERT TURNER'S CAREER STATISTICS

GAMES PLAYED/GAMES STARTED: Career (12/0); 2008 (10/0); 2007 (2/0).

29 LEON WASHINGTON

RUNNING BACK/ RETURNER

5-8 / 195 / Florida State
27 years old as of opening weekend

Jacksonville, FL/Andrew Jackson
EXPERIENCE: NFL: 4 / Jets: 4th
ACQUIRED: Jets D4 (117), 2006 NFL Draft

CAREER HIGHLIGHTS

◊ Named to his first Pro Bowl as a kick returner in 2008 as he ranked first in the NFL for most combined yards (2,332), setting a new Jets single-season record.

◊ Ranks fourth in kickoff return yardage in Jets history with 2,601 on 101 returns (25.8)...Averages 9.4 yards per punt return on 29 returns...Rushed for 1,451 yards and 13 touchdowns in his career, has caught 108 passes for 838 yards and two scores and is one-for-one passing for 36 yards.

◊ Registered four kickoff returns for touchdowns in his career, a franchise record.

◊ In 2007, set the Jets single-season record with three kickoff returns for touchdowns.

◊ Set a career high with 274 all-purpose yards vs. KC, 10/26/08.

◊ Recorded a career-high 198 yards on kickoff returns at SD, 9/22/08.

◊ At TEN, 61-yard touchdown run, 11/23/08, the longest by a Jet in 2008 and tied RB LaMont Jordan (SD, 11/3/02, for the fourth-longest touchdown run in Jets history.

◊ Started eight games at running back as a rookie in 2006, leading the Jets in rushing with 650 yards, the fourth-highest total by a Jets rookie in franchise history, and most since Clark Gaines had 724 yards in 1976.

◊ His 129 yards rushing vs. DET, 10/22/06, was the highest one-game total by a Jets rookie since Matt Snell had 180 yards vs. HOU (Oilers), 10/17/64.

◊ His 108 yards on four receptions at MIA, 12/25/06, made him the first Jets running back to surpass 100 yards receiving in a single game since Richie Anderson did it three times in the 2000 season.

CAREER TRANSACTIONS

◊ 4/30/06, NYJ, D4 (117)

SEASON-BY-SEASON REVIEW

2008 (JETS) Named to his first Pro Bowl as a kick returner... Led the NFL in most combined yards (2,332), setting a new Jets single-season record, scoring nine touchdowns total...Averaged 25.6 yards per kick return, scoring one touchdown, 10.4 yards per punt return...Rushed for 448 yards and six touchdowns, caught 47 passes for 355 yards and two touchdowns... Recorded three games with over 200 all-purpose yards (218, 9/22 at SD; 274, 10/26 vs. KC; 212, 11/13 at NE)…Tied for first with CAR RB DeAngelo Williams in the NFL for most 40-plus yard touchdown runs (three), tied for first in the NFL with 10 plays of 40-plus yards (six returns, three rushes, one reception). **SEASON HIGHLIGHTS: (12/28 vs. MIA)**…Led all receivers and rushers for the first time in his career…Rushed for 60 yards on 10 carries and one touchdown, a 10-yard rush. **(12/14 vs. BUF)**… Scored on a 47-yard touchdown run, giving the Jets a 21-17 lead going into halftime…Marks third rushing touchdown of 40-plus yards this season. **(11/23 at TEN)**…His 61-yard touchdown run was the longest rush of the season by a Jet and tied for fourth-longest in team history...also scored from four yards out…Named Jets Offensive Player of the Game. **(11/13 at NE)**…On the Jets opening drive connected with Brett Favre on a seven-yard touchdown pass to give the Jets an early lead…Helped extend the Jets lead with 9:44 remaining in the first half to 17-6 on a 92-yard kickoff return for a score, the fourth of his career on a kickoff return. **(11/2 at BUF)**… With 3:32 to go in the third quarter and the Jets holding a 16-10 lead, the Bills' Rian Lindell kicked off and as the ball dribbled down the sideline, Washington put one foot out-of-bounds and grabbed the ball, drawing a flag...By rule, that is

a kickoff out-of-bounds and the Jets were awarded the ball on the 40-yard line. Four plays and 60 yards later, Thomas Jones scored from seven yards out to extend the Jets lead, 23-10. **(10/26 vs. KC)**…Named Jets' Special Teams Player of the Game...Set a career-high 274 all-purpose yards, including a 60-yard touchdown run and 18-yard touchdown reception… His 31-yard punt return set up game-winning score. **(10/12 vs. CIN)**…Returned a career-high five punts for 77 yards and two kickoffs for 65 yards, including a 46-yarder that led to the Jets first score. **(9/22 at SD)**…Returned five kicks for a career-high 198 yards…With 14:48 in the second quarter returned a kickoff 94 yards to the five, setting up a touchdown.

2007 (JETS) Played in 16 games, starting four…Returned punts (20-183-9.2) and assumed kickoff return responsibilities when Justin Miller was lost for the season…Scored three touchdowns on kickoff returns, with 47 returns for 1,291 yards (27.5 avg, third in the NFL)…Tied for the team lead with Laveranues Coles with six touchdowns…Ran for 353 yards and a team-leading three rushing touchdowns on 71 carries…Caught 36 passes for 213 yards. **SEASON HIGHLIGHTS: (12/30 vs. KC)**…Completed a 36-yard pass to Wallace Wright, the first pass attempt of his career and the longest pass in franchise history by a non-quarterback… Became the first player since Antwaan Randle-El in 2003 to throw a pass, catch a pass, rush the ball, return a punt and return a kickoff in the same game. **(12/16 at NE)**…Rushed for 57 yards, including a career-long 49-yarder, the longest by a Jet in 2007…Also had a 49-yard kickoff return. **(12/2 at MIA)**…Carried the ball 10 times for a season-high 68 yards and two touchdowns…Posted touchdown runs of 18 and 12 yards and caught two passes for 35 yards, including a season-long 18-yarder…Named Jets Offensive Player of the Week. **(11/18 vs. PIT)**…Returned a punt a season-long 33 yards in overtime to help set up Mike Nugent's game-winning 38-yard field goal. **(11/4 vs. WAS)**…Returned the opening kickoff 86 yards for a touchdown…It was his third kickoff return for a touchdown this season, which is a Jets single-season record. **(10/21 at CIN)**…Caught a two-point conversion pass from Chad Pennington with no time left in the game. **(10/7 at NYG)**…Recorded a 98-yard kick return for a touchdown, his second of the season. **(9/30 at BUF)**…Rushed four times for 24 yards with a touchdown, and recorded a career-high eight receptions for 38 yards…His eight-yard touchdown run was his first of the season and the team's first by a running back. **(9/23 vs. MIA)**…Returned a second-quarter kickoff 98 yards for a touchdown, the first kickoff return for a touchdown in his career…Was named the Jets Special Teams Player of the Week.

2006 (JETS) Played 16 games, starting eight…Led the team with 650 yards rushing as a rookie, also scored four times on 151 carries…Logged 270 yards receiving on 25 receptions … Returned 13 punts for 97 yards and six kickoffs for 79 yards. **POSTSEASON: (1/7 at NE)**…Rushed for 50 yards on 11 carries and caught four passes for 25 yards…Returned a punt for seven yards. **SEASON HIGHLIGHTS: (12/25 at MIA)**… Caught a Chad Pennington dump-off pass and ran 64 yards before the two-minute warning to help set up Mike Nugent's game-winning field goal in the Christmas night win on Monday Night Football…Finished the game with four receptions for 108 yards, his first career 100-yard receiving game. **(12/17 at MIN)**…Logged the longest punt return of the season when he returned a second-quarter punt 38 yards. **(12/10 vs. BUF)**…Started for the second consecutive week and gained a team-high 55 yards on just seven carries in the loss. **(10/22 vs. DET)**…Named Jets Offensive Player of the Week after his 129 yards rushing on 20 carries and two touchdowns (5, 16). **(10/15 vs. MIA)**…In his first NFL start, he led the team in rushing with 58 yards on 11 carries in the victory. **(10/8 at JAC)**…Recorded 101 yards on 23 carries, becoming the first Jets rookie to rush for over 100 yards since Blair Thomas in 1990.

BEFORE THE NFL

◊Became the only player in the Bobby Bowden era to score a touchdown five different ways (run, reception, punt return, kickoff return, and fumble return).

◊Finished career 10th in FSU history in career-rushing with 2,041 yards.

◊Earned All-ACC second-team honors and was named the Seminoles' offensive MVP by the coaching staff.

◊Earned Gator Bowl Most Valuable Player honors in 2004 with 12 rushes for 195 yards in the Seminoles' victory over West Virginia.

◊Played in 10 of 12 games, while earning 10 starting assignments…Led the ACC in rushing yards per game with an average of 95.1 and finished second in the ACC with 112.5 total offensive yards per game.

◊Graduated from Andrew Jackson HS in 2002, and was named Mr. Florida in football after rushing for 2,437 yards and 28 touchdowns, returning three punts and one kickoff for a touchdown, and posting 88 tackles and three interceptions on defense.

◊Earned *Florida Times-Union* Player of the Year honors and was rated the number three prospect overall in the state of Florida by the *Orlando Sentinel*.

OFF THE FIELD

◊Visited St. Barnabas Medical Center in Livingston, NJ, in 2006, along with 24 members of the Jets' rookie class, to tour the facilities and spend time with patients in the pediatric and burn victim units.

◊Handed out sporting goods gift cards to seventh and eighth graders from Brooklyn, NY, for the 2006 Holiday season.

◊Attended the United Way Gridiron Gala in 2007 to help celebrate the NFL's 30-year partnership with the United Way.

◊Majored in Social Sciences at FSU.

◊Two sons: Leon, Jr. and Noel Simon.

LEON WASHINGTON'S CAREER STATISTICS

		Rushing					Receiving				
Yr/Tm	G/S	Rush	Yds	Avg	Lg	TD	Rec	Yds	Avg	Lg	TD
06/NYJ	16/8	151	650	4.3	23	4	25	270	10.8	64	0
07/NYJ	16/4	71	353	5.0	49	3	36	213	5.9	18	0
08/NYJ	16/1	76	448	5.9	61t	6	47	355	7.6	40	2
Totals	**48/13**	**298**	**1,451**	**4.9**	**61T**	**13**	**108**	**838**	**7.8**	**64**	**2**

	Punt Returns						Kickoff Returns				
Yr/Tm	No	Yds	Avg	FC	Lg	TD	No	Yds	Avg	Lg	TD
06/NYJ	13	97	7.5	6	38	0	6	79	13.2	23	0
07/NYJ	20	183	9.2	14	33	0	47	1,291	27.5	98t	3
08/NYJ	29	303	10.4	9	37	0	48	1,231	25.6	94	1
Totals	**62**	**583**	**9.4**	**29**	**38**	**0**	**101**	**2,601**	**25.8**	**98t**	**4**

Additional Statistics

Passing: 2007 (1-1, 36 yards, 118.8 rating).
Fumbles/Lost: 10/5 (Career): 3/2 (2008); 4/2 (2007); 3/1 (2006).
Misc. Tackles: 2006: 2, 2008: 4

CAREER POSTSEASON STATISTICS

		Rushing					Receiving				
Yr/Tm	G/S	Rush	Yds	Avg	Lg	TD	Rec	Yds	Avg	Lg	TD
06/NYJ	1/1	11	50	4.5	19	0	4	25	6.3	12	0

Additional Statistics

Punt returns: 1-7 yards.

Single-Game Career Highs

Rushing Attempts: 23 (10/8/06 at JAC)
Rushing Yards: 129 (10/29/06 vs. DET)
Longest Rush: 61t (11/23/08 at TEN)
Rushing Touchdowns: 2 (three times - last: 11/23/08 at TEN)
Receptions: 8 (9/30/07 at BUF)
Receiving Yards: 108 (12/25/06 at MIA)
Longest Reception: 64 (12/25/06 at MIA)
Kickoff Returns: 6 (12/14/08 vs. BUF)
Kickoff Return Yardage: 198 (9/22/08 at SD)
Longest Kickoff Return: 98t (twice, last: 10/7/07 at NYG)
Punt Returns: 5 (three times - last: 10/12/08 vs. CIN)
Punt Return Yardage: 77 (10/12/08 vs. CIN)
Longest Punt Return: 38 (12/17/06 at MIN)

LEON WASHINGTON 2008 PLAYS OF 40-OR-MORE YARDS

Date	Opp	Type	Yds
9/22	at SD	KOR	94
9/22	at SD	KOR	45
10/12	CIN	KOR	46
10/26	KC	Rush	60t
11/2	at BUF	KOR	40
11/2	at BUF	Rec	40
11/13	at NE	KOR	92t
11/23	at TEN	Rush	61t
12/14	BUF	Rush	47t
12/14	BUF	KOR	43

LEON WASHINGTON GAME-BY-GAME

2008 New York Jets

				Rushing					Receiving					Punt Returns					Kickoff Returns				
Date	**Opp**	**W/L**	**P/S**	**Rush**	**Yds**	**Avg**	**Lg**	**TD**	**Rec**	**Yds**	**Avg**	**Lg**	**TD**	**PR**	**Yds**	**Avg**	**Lg**	**TD**	**KR**	**Yds**	**Avg**	**Lg**	**TD**
9/7	at MIA	W	P	6	9	1.5	5	0	2	17	8.5	13	0	5	64	12.8	20	0	1	10	10.0	10	0
9/14	NE	L	P	2	28	14.0	17	0	4	22	5.5	13	0	-	-	-	-	-	1	24	24.0	24	0
9/22	at SD	L	P	1	-1	-1.0	-1	0	2	20	10.0	15	0	-	-	-	-	-	5	198	39.6	94	0
9/28	ARI	W	S	7	26	3.7	13	0	4	17	4.3	9	0	1	9	9.0	9	0	1	18	18.0	18	0
10/12	CIN	W	P	5	7	1.4	3	0	4	22	5.5	12	0	5	77	15.4	22	0	2	65	32.5	46	0
10/19	at OAK	L	P	3	19	6.3	11t	1	3	21	7.0	8	0	3	0	0.0	0	0	3	52	17.3	23	0
10/26	KC	W	P	3	67	22.3	60t	1	3	34	11.3	18t	1	3	71	23.7	37	0	4	102	25.5	28	0
11/2	at BUF	W	P	7	13	1.9	5	0	2	42	21.0	40	0	-	-	-	-	-	3	70	23.3	40	0
11/9	STL	W	P	12	54	4.5	13	0	4	14	3.5	7	0	4	49	12.3	16	0	1	23	23.0	23	0
11/13	at NE	W	P	5	18	3.6	7	0	2	17	8.5	10	1	-	-	-	-	-	4	177	44.3	92t	1
11/23	at TEN	W	P	8	82	10.3	61t	2	1	2	2.0	2	0	2	8	4.0	8	0	2	39	19.5	22	0
11/30	DEN	L	P	2	4	2.0	4	0	3	60	20.0	34	0	2	7	3.5	5	0	4	87	21.8	31	0
12/7	at SF	L	P	1	1	1.0	1	0	6	31	5.2	9	0	3	14	4.7	10	0	3	71	23.7	39	0
12/14	BUF	W	P	1	47	47.0	47t	1	1	7	7.0	7	0	-	-	-	-	-	6	132	22.0	43	0
12/21	at SEA	L	P	3	14	4.7	7	0	-	-	-	-	-	1	4	4.0	4	0	4	71	17.8	22	0
12/28	MIA	L	P	10	60	6.0	13	1	6	29	4.8	9	0	-	-	-	-	-	4	92	23.0	27	0
2008 Totals			**16/1**	**76**	**448**	**5.9**	**61t**	**6**	**47**	**355**	**7.6**	**40**	**2**	**29**	**303**	**10.4**	**37**	**0**	**48**	**1,231**	**25.6**	**94**	**1**

2007 New York Jets

				Rushing					Receiving					Punt Returns					Kickoff Returns				
Date	**Opp**	**W/L**	**P/S**	**Rush**	**Yds**	**Avg**	**Lg**	**TD**	**Rec**	**Yds**	**Avg**	**Lg**	**TD**	**PR**	**Yds**	**Avg**	**Lg**	**TD**	**KR**	**Yds**	**Avg**	**Lg**	**TD**
9/9	NE	L	S	4	15	3.8	5	0	3	30	10.0	16	0	0	0	0.0	0	0	5	114	22.8	32	0
9/16	at BAL	L	P	-	-	-	-	-	-	-	-	-	-	1	6	6.0	6	0	-	-	-	-	-
9/23	MIA	W	P	7	18	2.6	5	0	-	-	-	-	-	-	-	-	-	-	2	111	55.5	98t	1
9/30	at BUF	L	P	4	24	6.0	9	1	8	38	4.8	9	0	2	5	2.5	5	0	2	54	27.0	28	0
10/7	at NYG	L	S	9	13	1.4	10	0	1	-1	-1.0	-1	0	2	20	10.0	14	0	3	155	51.7	98t	1
10/14	PHI	L	P	2	8	4.0	6	0	1	5	5.0	5	0	1	15	15.0	15	0	3	112	37.3	51	0
10/21	at CIN	L	P	3	11	3.7	8	0	2	21	10.5	15	0	-	-	-	-	-	5	118	23.6	30	0
10/28	BUF	L	P	5	25	5.0	17	0	2	7	3.5	11	0	2	10	5.0	6	0	2	48	24.0	26	0
11/4	WAS	L	P	4	13	3.3	4	0	4	18	4.5	7	0	1	3	3.0	3	0	3	125	41.7	86t	1
11/18	PIT	W	P	2	10	5.0	8	0	-	-	-	-	-	2	38	19.0	33	0	1	12	12.0	12	0
11/22	at DAL	L	S	2	14	7.0	11	0	1	5	5.0	5	0	2	8	4.0	5	0	4	97	24.3	27	0
12/2	at MIA	W	P	10	68	6.8	18t	2	2	35	17.5	18	0	-	-	-	-	-	3	65	21.7	36	0
12/9	CLE	L	P	3	5	1.7	3	0	4	31	7.8	11	0	2	53	26.5	33	0	4	45	11.3	29	0
12/16	at NE	L	P	4	57	14.3	49	0	3	9	3.0	5	0	2	14	7.0	14	0	5	130	26.0	49	0
12/23	at TEN	L	S	1	5	5.0	5	0	2	2	1.0	5	0	1	15	15.0	15	0	3	66	22.0	26	0
12/30	KC	W	P	11	67	6.1	22	0	3	13	4.3	11	0	2	-4	-2.0	0	0	2	39	19.5	21	0
2007 Totals			**16/4**	**71**	**353**	**5.0**	**49**	**3**	**36**	**213**	**5.9**	**18**	**0**	**20**	**183**	**9.2**	**33**	**0**	**47**	**1,291**	**27.5**	**98t**	**3**

2006 New York Jets

				Rushing					Receiving					Punt Returns					Kickoff Returns				
Date	**Opp**	**W/L**	**P/S**	**Rush**	**Yds**	**Avg**	**Lg**	**TD**	**Rec**	**Yds**	**Avg**	**Lg**	**TD**	**PR**	**Yds**	**Avg**	**Lg**	**TD**	**KR**	**Yds**	**Avg**	**Lg**	**TD**
9/10	at TEN	W	P	-	-	-	-	-	-	-	-	-	-	2	11	5.5	7	0	-	-	-	-	-
9/17	NE	L	P	1	0	0.0	0	0	-	-	-	-	-	1	6	6.0	6	0	1	23	23.0	23	0
9/24	at BUF	W	P	7	25	3.6	7	0	2	52	26.0	47	0	-	-	-	-	-	-	-	-	-	-
10/1	IND	L	P	9	33	3.7	7	0	1	8	8.0	8	0	-	-	-	-	-	1	2	2.0	2	0
10/8	at JAC	L	P	23	101	4.4	19	0	1	8	8.0	8	0	-	-	-	-	-	-	-	-	-	-
10/15	MIA	W	S	11	58	5.3	12	0	-	-	-	-	-	-	-	-	-	-	-	-	-	-	-
10/22	DET	W	S	20	129	6.5	23	2	1	8	8.0	8	0	-	-	-	-	-	-	-	-	-	-
10/29	at CLE	L	S	15	51	3.4	11	0	-	-	-	-	-	-	-	-	-	-	1	15	15.0	15	0
11/12	at NE	W	P	9	35	3.9	8	0	2	1	0.5	2	0	-	-	-	-	-	-	-	-	-	-
11/19	CHI	L	S	13	22	1.7	16	0	1	7	7.0	7	0	-	-	-	-	-	-	-	-	-	-
11/26	HOU	W	P	5	17	3.4	9	0	2	7	3.5	9	0	-	-	-	-	-	2	23	11.5	15	0
12/3	at GB	W	S	7	40	5.7	20t	0	2	26	13.0	13	0	1	0	0.0	0	0	-	-	-	-	-
12/10	BUF	L	S	7	55	7.9	18	1	7	28	4.0	9	0	1	3	3.0	3	0	1	16	16.0	16	0
12/17	at MIN	W	S	3	5	1.7	5	0	-	-	-	-	-	3	50	16.7	38	0	-	-	-	-	-
12/25	at MIA	W	S	6	26	4.3	11	0	4	108	27.0	64	0	5	27	5.4	18	0	-	-	-	-	-
12/31	OAK	W	P	15	53	3.5	15t	1	2	17	8.5	10	0	-	-	-	-	-	-	-	-	-	-
2006 Totals			**16/8**	**151**	**650**	**4.3**	**23**	**4**	**25**	**270**	**10.8**	**64**	**0**	**13**	**97**	**7.5**	**38**	**0**	**6**	**79**	**13.2**	**23**	**0**

2006 Postseason

				Rushing					Receiving					Punt Returns					Kickoff Returns				
Date	**Opp**	**W/L**	**P/S**	**Rush**	**Yds**	**Avg**	**Lg**	**TD**	**Rec**	**Yds**	**Avg**	**Lg**	**TD**	**PR**	**Yds**	**Avg**	**Lg**	**TD**	**KR**	**Yds**	**Avg**	**Lg**	**TD**
1/7	at NE	L	S	11	50	4.5	19	0	4	25	6.3	12	0	1	7	7.0	7	0	-	-	-	-	-

22 DANNY WOODHEAD

RUNNING BACK

5-9 / 195/ Chadron State
24 years old (as of opening weekend)
North Platte, NE / North Platte HS
EXPERIENCE: NFL: 2 / Jets: 2nd
ACQUIRED: Undrafted FA (5/2/08)

CAREER TRANSACTIONS

◊ 7/28/08, NYJ, IR
◊ 5/2/08, NYJ, Signed, Undrafted FA

BEFORE THE NFL

◊Won two consecutive Harlon Hill Trophies honoring the best player in Division II, rushed for 7,962 yards, which was the most in NCAA history at the time, and his 9,749 all-purpose yards is second all-time...Scored in 38 straight games, rushed for over 200 yards in 19 games, second all-time in scoring with 654 points and 109 career touchdowns tied the all-time record.

◊In 2007, finished with 1,597 yards, scored 21 touchdowns, and added 38 catches for 484 yards and two touchdowns.

◊His 2,756 rushing yards in 2006 is an all-time NCAA record.

◊ *The Associated Press* Little All-American Team, Rocky Mountain Athletic Conference First Team (four consecutive years), Daktronics Southwest Region First Team, Daktronics NCAA Division II Second Team, three-time RMAC Offensive Player of the Year and Academic All-American.

◊Nebraska Gatorade Player of the Year, offensive captain of the *Omaha World-Herald* and *Lincoln Journal Star* all-class, all-state teams and *Huskerland Prep Report* Player of the Year for North Platte High School.

◊Selected by *Omaha World-Herald* and *Lincoln Journal Star* as 2003-04 High School Male Athlete of the Year.

◊Rushed for 2,037 yards and scored 31 touchdowns as a senior and 4,891 yards and 76 touchdowns in his career, both Class A state records, and had 6,527 all-purpose yards.

OFF THE FIELD

◊Nebraska's leading basketball scorer his senior season at North Platte HS, averaging 26 points per game.

◊Attends Jets Taste of the NFL event dedicated to fighting hunger throughout the New York metropolitan area.

◊Visited the Mercy First Hospital and participated in the Project Hope Visit at Times Square Church in 2008.

◊Math education major.

◊Wife, Stacia.

O'BRIEN TOPS MARINO - 9.21.86

The Meadowlands, NJ - It's been more than two decades since the Jets downed the Dolphins, 51-45 in overtime, and the numbers are still mind-boggling. Quarterbacks Ken O'Brien and Dan Marino combined to throw for 884 net yards passing, still an NFL record. Wesley Walker's four TD catches are still a Jets' record. Marino threw six TD passes, a mark he never again matched in his Hall of Fame career.

O'Brien (29-43-479 yards, 1 INT and 4 TD passes) culminated his career day with a pair of scoring drives. First, he led the Jets 80 yards in the last 1:04 of regulation, hitting Walker on a 21-yard TD pass as time expired to send the game to OT. Three plays after the Jets won the toss, O'Brien hooked up with Walker again on a 43-yard TD bomb to cap the victory.

Marino on the day: 30-50-448-2 INT-6 TD. Check out these receiving numbers: Walker 6-194-4 TD; Al Toon 7-111; Mark Clayton 8-174-1 TD; Mark Duper 7-154-2 TD.

Dolphins	7	14	17	7	0	- 45
Jets	3	28	0	14	6	- 51

Scoring Summary

1st	NYJ – FG Leahy 32
	MIA – Pruitt 6 pass from Marino (Reveiz kick)
2nd	NYJ – Hector 1 run (Leahy kick)
	NYJ – Hector 8 run (Leahy kick)
	MIA – Johnson 1 pass from Marino (Reveiz kick)
	MIA – Duper 13 pass from Marino (Reveiz kick)
	NYJ – Walker 65 pass from O'Brien (Leahy kick)
	NYJ – Walker 50 pass from O'Brien (Leahy kick)
3rd	MIA – Duper 46 pass from Marino (Reveiz kick)
	MIA – FG Reveiz 44
	MIA – Hardy 1 pass from Marino (Reveiz)
4th	NYJ – Bligen 7 run (Leahy kick)
	MIA – Clayton 4 pass from Marino (Reveiz kick)
	NYJ – Walker 21 pass from Marino (Leahy kick) OT
	NYJ – Walker 43 pass from Marino (Leahy kick)

67 DAMIEN WOODY

RIGHT TACKLE

6-3 / 330 / Boston College
31 years old (as of opening weekend)

Beaverdam, VA/Patrick Henry HS
EXPERIENCE: NFL: 11 / Jets: 2nd
ACQUIRED: UFA (DET, 3/4/08)
ENTERED NFL: NE D1a (17), 1999 NFL Draft

CAREER HIGHLIGHTS

◊Played 144 regular season games in his career, starting 137, in addition to four postseason starts.

◊Right tackle on 2008 Jets offensive line in which all five players started all 16 games and running game set franchise record gaining 4.7 yards per carry.

◊Started games at center (76), right guard (40) and right tackle (21) in his career.

◊Pro Bowl selection as a center in 2002.

◊Played for two Super Bowl championship teams for NE (2001 and 2003), though he only played in one Super Bowl (XXVI vs. STL at NO), due to injury.

CAREER TRANSACTIONS

◊ 3/4/08, NYJ, Signed, UFA (DET)
◊ 10/11/06, DET, IR
◊ 3/5/04, DET, Signed, UFA (NE)
◊ 1/17/04, NE, IR
◊ 4/17/99, NE, *D1 (17)
*NE acquired D1 (17) from SEA for D1 (20, Ebenezer Ekuban), D3 (82, Karsten Bailey) and D6 (191, CLE - James Dearth)

SEASON-BY-SEASON REVIEW

2008 (JETS) Part of an offensive line in which all five players started all 16 games...First-time Pro Bowler Thomas Jones led the AFC in rushing (1,312 yards) as the Jets finished ninth in rushing in the NFL (125.3 per game) and fifth in yards per carry (4.7). **SEASON HIGHLIGHTS: (12/14 vs. BUF)**…Helped pave the way for the Jets 165 yards rushing and 6.5 yards per carry average, including a 47-yard touchdown run by Leon Washington. **(11/30 vs. DEN)**…Key to Jets ground game, which averaged 7.5 yards per carry, featuring 138 yards and two touchdowns by Thomas Jones. **(11/23 at TEN)**…Played a role in Jets 192-yard rushing performance in victory over previously unbeaten TEN, which included a 61-yard touchdown run by Leon Washington. **(11/9 VS. STL)**…Line led the way for the Jets 206-yard rushing performance on 43 carries, while allowing no sacks in victory. **(10/19 at OAK)**…Offensive line played key role in aiding Jets running backs to rush for season-high 242 yards on 33 carries (7.3 yards per carry).

2007 (DET) Started eight of the 13 games he played…Started the season at right guard, finished the season as the team's starting right tackle. **SEASON HIGHLIGHTS: (12/2 vs. MIN)**…Started the first game of his career at right tackle. **(11/4 vs. DEN)**…Played both right guard and center. **(9/9 at OAK)**…Started the first of three games at right guard.

2006 (DET) Started the first five games of the season at right guard before he was lost for the season due to injury…Placed on injured reserve, 10/11.

2005 (DET) Played and started all 16 games at right guard for the second straight season…Helped the offensive line allow only 10 sacks the second half of the season, including one-or-less in seven of the last eight games, despite going back and forth between starting quarterbacks Joey Harrington (five starts) and Jeff Garcia (three starts). **SEASON HIGHLIGHTS: (10/9 vs. BAL)**…Helped the Lions' ground game rush for four touchdowns, which were the most rushing touchdowns the Ravens have allowed in a game in franchise history, including Shawn Bryson's career-long 77-yard touchdown run which was the longest run from scrimmage ever yielded by the Ravens.

2004 (DET) Started every game at right guard in his first season with DET…Voted Eric Andolsek Top Offensive Lineman and Offensive Team Captain by his teammates…Helped Kevin Jones become the fifth player in DET history to top 1,000-yards rushing in a single season. **SEASON HIGHLIGHTS: (12/12 at GB)**…Led the way for Kevin Jones to post over 150 yards rushing for the second consecutive week, the first DET rookie back to accomplish that. **(12/5 vs. ARI)**…Paved the way for Kevin Jones' 196-yard effort, the second-highest single-game rushing total ever by a Lions rookie.

2003 (NE) Played and started in 14 games as a center, missing games for the first time in his five-year career…Placed on injured reserve, 1/17. **POSTSEASON: (1/10 vs. TEN)**…Team allowed no sacks in 41 pass attempts. **SEASON HIGHLIGHTS: (11/30 at IND)**…Recovered a key fumble on the goal line after Joe Andruzzi caught a deflected Tom Brady pass and was stripped of the ball. **(11/3 at DEN)**…Member of an offensive line that did not allow a sack on 35 pass attempts in a 30-26 come-from-behind victory…Supplied Tom Brady with time in the pocket, allowing

him to throw for 350 passing yards. **(10/5 vs. TEN)**…Opened holes for NE rushers to gain 161 yards on 27 carries (6.0 avg) and three touchdowns, the most productive rushing output for NE in five years.

2002 (NE) Played in all 16 games, starting 15, earning a Pro Bowl selection as a center…Part of offensive line that allowed only 31 sacks. **SEASON HIGHLIGHTS: (9/15 at NYJ)**…Line allowed no sacks on 35 passing attempts and cleared the way for a season-high 163 yards rushing.

2001 (NE) Played in 16 games, starting 15 at center…Selected to Dr. Z's All-Pro team in *Sports Illustrated*, as well as earning second-team All-Pro honors from *Football Digest*. **POSTSEASON:** Started all three games on the NE Super Bowl run. **(2/3 vs. STL, Super Bowl XXXVI)**, Started at center and was part of an offensive line that led the way for a game-high 133 yards rushing on 25 attempts (5.3 avg) in the 20-17 victory. **SEASON HIGHLIGHTS: (12/22 vs. MIA)**…Powered NE offense to a season-high 196 yards rushing on 44 carries (4.5 avg) and their fourth 100-yard rusher of the season (Antowain Smith, 156 yards). **(11/25 vs. NO)**…Led the way for the offense to gain a season-high 432 yards of total offense, including 191 yards rushing on 38 carries (5.0 avg) and their third 100-yard rusher in four games (Antowain Smith, 111 yards).

2000 (NE) Started all 16 games at center, as NE runners had six 100-yard rushing games. **SEASON HIGHLIGHTS: (12/17 vs. BUF)**…Blocked for rushing attack which amassed a season-high 189 rushing yards. **(10/22 vs. IND)**…Cleared the way for 155 yards rushing and 11 rushing first-downs, while not surrendering a sack.

1999 (NE) Started every game at center and earned All-Rookie Team honors from *Pro Football Weekly, College & Pro Football Newsweekly, Football News* and *Football Digest*….Only the fourth offensive lineman to start every game as a rookie for NE since 1973…First center to be drafted in the first round (17th overall) since CLE selected Steve Everitt in the first round (14th overall) in 1992. **SEASON HIGHLIGHTS: (12/26 vs. BUF)** …Compiled a season-high 158 yards rushing (4.6 avg). **(12/5 vs. DAL)**…Centered an offensive line which helped power the offense to over 100-yards rushing for the fifth time of the year, and sheltered Drew Bledsoe, allowing just one sack. **(10/3 vs. CLE)**…Helped NE post a season-high with 451 yards of total offense.

BEFORE THE NFL

◊Three-year starter at Boston College (1996-98), who was responsible for making the offensive line blocking calls.

◊Earned All-Big East Conference first team honors in 1998 as a junior, after starting every game at center, and opened holes for running back Mike Cloud, who led the Big East and ranked third in the country with 1,787 yards rushing (156.9 ypg).

◊Paved the way for Cloud's school record of 10, 100-yard games.

◊Started all 11 games during his sophomore season and was voted All-Big East second team choice.

◊Attended Patrick Henry High and earned All-State honors while leading his school to a 14-0 record and the 1994 Division Five state championship.

◊Captured All-Metro, All-Region and All-District accolades as well as *USA Today* All-American honorable mention honors.

◊Member of the *Roanoke Times* Top 25 and the *Richmond Times-Dispatch* Top 30.

OFF THE FIELD

◊Born Damien Michael Woody in Beaverdam, VA.

◊He and his wife, Nicole, have six children: Kamille, Jalynn, Alexandra, Domonique, Deuce and Dontrell.

◊His, foundation, Woody's Kids, helps families of ill children.

◊Donated tickets and two all expense paid trips to Walt Disney World in Florida to the Rosemary Hockney Foundation, which offers two types of grants to families affected by cancer…The first provides scholarships for children whose families are experiencing cancer-related financial difficulties…The second type are financial grants that directly pay the household bills of the families in need.

◊Enjoys "CSI"…Favorite actor is Denzel Washington.

◊Interested in television commentary following his football career.

◊Boston College coaches nicknamed Woody "The Dominator" during spring drills before his sophomore year.

◊Idolized Bruce Smith growing up, and wore No. 78 in high school.

◊Presented more than 4,500 cans of Campbell's Chunky Soup to the Greater Boston Food Bank as part of Chunky's 2001 NFL Tackling Hunger Program.

◊Played a part on two championship teams nicknamed the Patriots…He helped lead his high school team, the Patrick Henry High Patriots (Beaverdam, VA), to a 14-0 record and a Division Five State Group AAA championship in 1994, and in 2001 and 2003 he helped the New England Patriots.

DAMIEN WOODY'S CAREER STATISTICS

GAMES PLAYED/GAMES STARTED: Career: (144/137) [4/4]; 2008 (16/16); 2007 (13/8); 2006 (5/5); 2005 (16/16); 2004 (16/16); 2003 (14/14) [1/1]; 2002 (16/15); 2001 (16/15) [3/3]; 2000 (16/16); 1999 (16/16).

15 WALLACE WRIGHT

WIDE RECEIVER

6-1 / 197 / North Carolina
25 years old (as of opening weekend)

Fayetteville, NC/Pine Forest HS
EXPERIENCE: NFL: 3 / Jets: 4th
ACQUIRED: Undrafted FA (5/15/06)

CAREER HIGHLIGHTS

◊Played in 37 games, starting one at wide receiver... Recorded six catches for 87 yards, two kickoff returns for 31 yards...Logged 48 special teams tackles.

◊Tied for lead with 26 special teams tackles in 2008.

◊Registered his first career start vs. KC, 12/30/07.

◊Recorded his first NFL reception for 11 yards vs. NE, 9/9/07.

◊Awarded a contract as a tryout player during 2006 rookie mini-camp.

CAREER TRANSACTIONS

◊12/2/06, NYJ, Signed, Active roster
◊9/6/06, NYJ, Signed, Practice squad
◊9/3/06, NYJ, Waived
◊5/15/06, NYJ, *Signed, Undrafted FA

* Attended rookie minicamp as a tryout player and earned a contract.

SEASON-BY-SEASON REVIEW

2008 (JETS) Tied for team lead with 26 special teams tackles with Ahmad Carroll, playing in all 16 games. **SEASON HIGHLIGHTS: (12/28 vs. MIA)**…Recorded a tackle on defense on an aborted punt while also collecting two tackles on special teams. **(10/12 vs. CIN)**…Recorded three special teams tackles as he was named Jets Special Teams Player of the Game. **(9/14 vs. NE)**…Recorded season-high four special teams tackles.

2007 (JETS) Played in all 16 games, starting one…Logged six receptions for 87 yards and finished third on the team with 16 special teams tackles. **SEASON HIGHLIGHTS: (12/30 vs. KC)**…Made his first career start at wide receiver, recording two catches for a career-high 47 yards, including a career-long 36-yard grab on a halfback option pass from Leon Washington…Returned one kickoff for three yards and recorded one special teams tackle. **(12/9 vs. CLE)**…Recorded two special teams tackles and downed a Ben Graham punt at the two-yard line. **(10/14 vs. PHI)**…Recorded two special teams tackles and downed a punt at the four-yard line. **(10/7 at NYG)**…Recorded two special teams tackles and downed a punt at the eight. **(9/16 at BAL)**…Returned the first kickoff of his career for 28 yards and recorded two special teams tackles. **(9/9 vs. NE)**…Recorded his first NFL reception, hauling in an 11-yard pass from Kellen Clemens in the fourth quarter.

2006 (JETS) Played in five games and the AFC Wild Card Game as a wide receiver and on special teams, recording six special teams tackles, after being signed to the active roster, 12/2…Waived at the end of training camp before signing with the practice squad, 9/6. **POSTSEASON:** Played on special teams in AFC Wild Card game at NE, 1/7/07. **SEASON HIGHLIGHTS: (12/17 at MIN)** …Collected a team-leading three special teams tackles. **(12/10 vs. BUF)**…Recorded a special teams tackle, the first of his career. **(12/3 at GB)**…Made his NFL debut on the kickoff team at historic Lambeau Field.

BEFORE THE NFL

◊A former undergraduate walk-on, at UNC, who earned a scholarship prior to his junior season, Wright caught 23 passes for 312 yards (13.6 avg.) and four touchdowns.

◊Made the team as a freshman and earned the job as a kickoff returner, bringing back 29 kicks for 624 yards.

◊Played at Pine Forest HS in Fayetteville, NC.

OFF THE FIELD

◊Majored in Exercise and Sports Science at North Carolina.

◊Attended the Jimmy Raye Youth Foundation Luncheon and Clinic in Fayetteville, NC, June 2008.

◊Helped raise money for terminally ill children at the Marty Lyons Foundation Holiday Party in 2006 and 2007.

◊Attended the United Way Gridiron Gala in 2007 and 2008, to help celebrate the NFL's 30-year partnership with the United Way.

◊Attended the Taste of the NFL in 2007 and 2008, to help raise money to fight hunger in the New York metropolitan area.

◊Visited Atlantic Health's Goryeb Children's Hospital of Morristown in Morris County in 2007.

◊Enjoys playing all sports, video games and spending time with his family.

WALLACE WRIGHT'S CAREER STATISTICS

Yr/Tm	G/S	Rec	Yds	Avg	Lg	TD
06/NYJ	5/0	-	-	-	-	-
07/NYJ	16/1	6	87	14.5	36	-
08/NYJ	16/0	-	-	-	-	-
Totals	**37/1**	**6**	**87**	**14.5**	**36**	**-**

Additional Statistics
Special Teams Tackles: 48 (career); 26 (2008); 16 (2007); 6 (2006).
Kickoff Returns: 2-31 (15.5 per return)

POSTSEASON
Games Played/Games Started: 1/0 (2006).

Career Bests
Receptions: 2 (twice, last: 12/30/07 vs. KC)
Receiving Yards: 47 (12/30/07 vs. KC)

NAMATH VS UNITAS - 9.24.72

Memorial Stadium - MD. On a cold and cloudy September day in Baltimore, Joe Namath outdueled Johnny Unitas as the New York Jets defeated the Baltimore Colts, 44-34. Namath put up a team-record 496 yards and team-record six TD on just 15 of 28 passes while Unitas was 26 of 45 for 376 yards and two TD. Namath and Unitas set a combined NFL passing record with 872 yards between the two future Hall of Fame quarterbacks.

After falling behind 13-6 in the second quarter, Namath put the Jets in command with three TD passes in a span of 1:29 in the second quarter, surrounded by a Don McCauley 93-yard kickoff return. Namath's three scoring strikes went to three different receivers, John Riggins (67 yards), Don Maynard (28 yards) and Richard Caster (10 yards) and the Jets led 27-20 at halftime. Namath completed his record-setting day with a pair of long TD completions to Caster of 79 and 80 yards on back-to-back offensive plays in the fourth quarter, answering a Colts' touchdown each time.

Namath's 15 completions went to only four receivers (Ed Bell 7-197, Caster 6-204, Riggins 1-67, Maynard 1-28), each of whom caught at least one TD. On the day, the Jets were outgained by the Colts, 573-412, and ran only 54 offensive plays compared to Baltimore's 78.

Jets	6	21	3	14	-	**44**
Colts	7	13	0	14	-	**34**

Scoring Summary

1st	NYJ – Bell 65 pass from Namath (kick failed)
	BAL – Havrilak 40 pass from Unitas (O'Brien kick)
2nd	BAL - FG O'Brien 14
	BAL - FG O'Brien 32
	NYJ – Riggins 67 pass from Namath (Howfield kick)
	BAL – McCauley 93 kickoff return (O'Brien kick)
	NYJ – Maynard 28 pass from Namath (Howfield kick)
	NYJ – Caster 10 pass from Namath (Howfield kick)
3rd	NYJ – FG Howfield 32
4th	BAL – McCauley 1 run (O'Brien kick)
	NYJ – Caster 79 pass from Namath (Howfield kick)
	BAL – Matte 21 pass from Unitas (O'Brien kick)
	NYJ – Caster 80 pass from Namath (Howfield kick)

DRAFT PICKS

MARK SANCHEZ

6
QUARTERBACK

6-2 / 225 / Southern California
22 years old (as of opening weekend)
Mission Viejo, CA/Mission Viejo HS
EXPERIENCE: NFL: R/ Jets: 1st
ACQUIRED: D1 (5), 2009 NFL Draft

CAREER TRANSACTIONS

◊6/10/09, NYJ, Signed
◊4/25/09, NYJ, *D1 (5)
*Jets trade No. 17 (Josh Freeman - TB), No. 52 (David Veikune), Abram Elam, Kenyon Coleman and Brett Ratliff to CLE for No. 5 pick in 2009 draft.

BEFORE THE NFL

◊In 27 games under former Jets Head Coach Pete Carroll, Sanchez completed 313-of-487 (64.3 percent) passes for 3,965 yards, 41 touchdowns (sixth in USC history) and 16 interceptions.

◊In 2008, started all 13 games and Completed 241-of-366 (65.5 percent) passes for 3,207 yards (led Pac-10), 34 touchdowns (second-best in USC history) and 10 interceptions for a 164.64 passing efficiency rating (sixth in the nation)…Scored three rushing touchdowns..Led the league in total offense (247.9 per game)...Produced 147 first downs among his 241 completions...50 completions for 20-or-more yards...Threw for over 200 yards in nine games, over 300 in three and over 400 in one...USC led the conference in passing offense (259.9 per game, 22nd in the nation).

◊Honorable mention All-American by *Pro Football Weekly* and *Sports Illustrated*...All Pac-10 first team...Finalist for the Manning Award and semifinalist for the Davey O'Brien Award and Maxwell Award…Threw for five touchdowns vs. Washington State in 2008, tying the USC record.

◊In 2007, appeared in eight games, starting three (vs. Arizona, Notre Dame and Oregon)...Completed 69-of-114 passes for 695 yards, seven touchdowns and five interceptions...Also gained 22 yards on 14 carries.

◊In 2006, saw limited action in six games, completing three-of-seven for 63 yards and one interception...One rushing touchdown on four carries.

◊Recipient of USC's Service Team Offensive Player of the Year Award as a redshirt in 2005.

◊Attended Mission Viejo (Cal.) HS as a junior and senior, playing for Bob Johnson, father of former USC and NFL QB Rob Johnson and UCLA/Michigan State QB Bret Johnson…27-1 record as a starter.

◊All-South Coast League Co-Offensive MVP, completed 151-of-245 (61.6 percent) for 2,441 yards with 24 touchdowns and four interceptions in 2004, despite sitting out the equivalent of four games as Mission Viejo was winning handily...Captured the CIF Division II championship.

◊Named 2004 *Parade* All-American Player of the Year, Super Prep All-American Player of the Year and EA Sports All-American first team.

◊As a junior in 2003, connected on 161-of-211 (76.3 percent) for 2,460 yards with 29 touchdowns and seven interceptions...Ran for 90 yards and caught a touchdown pass on a throw-back in 2003…Once went 12-of-12 for 326 yards and four scores.

◊First varsity pass as a 2002 sophomore went 55 yards for the game-winning touchdown at Santa Margarita High.

OFF THE FIELD

◊Graduated from USC in May 2009 with a degree in communications.

◊Earned Pac-10 All-Academic honorable mention.

◊Brothers, Nick (Yale in 1992-94) and Brandon (DePauw in 1997) played football in college.

◊Played basketball and baseball at Mission Viejo.

◊Spent his freshman and sophomore years at Santa Margarita High in Rancho Santa Margarita before transferring to Mission Viejo.

MARK SANCHEZ'S COLLEGIATE STATISTICS

	Passing						
Yr/Tm	Att	Cmp	Pct	Yds	TD	Int	Lg
06/USC	7	3	42.9	63	0	1	22
07/USC	114	69	60.5	695	7	5	48
08/USC	366	241	65.9	3,207	34	10	63
Totals	**487**	**313**	**64.3**	**3,965**	**41**	**16**	**63**

	Total Offense				
Yr/Tm	Games	Attempts	Pass	Rush	Total Yds
06/USC	6	11	63	-5	58
07/USC	8	128	695	22	717
08/USC	13	418	3,207	16	3,223
Totals	**27**	**557**	**3,965**	**33**	**3,998**

SHONN GREENE

23
RUNNING BACK

5-11 / 226 / Iowa
24 years old (as of opening weekend)

Sicklerville, NJ/Winslow Township HS
EXPERIENCE: NFL: R / Jets: 1st
ACQUIRED: D3 (65), 2009 NFL Draft

CAREER TRANSACTIONS

◊4/26/09, NYJ, *D3 (65)
*Jets trade No. 76 (DeAndre Levy), No. 115 (Sammie Lee Hill) and No. 228 (Lydon Murtha) to DET for No. 65 pick in 2009 draft.

BEFORE THE NFL

◊In 33 games at Iowa under Head Coach Kirk Ferentz, he started 13 games, rushed for 2,228 yards (5.9 avg.) and 22 touchdowns...Added 72 yards on 11 receptions and 114 yards on six kickoff returns.

◊Set the school record with 1,850 yards rushing and 20 touchdowns in 2008, becoming Iowa's first consensus All-American running back since Nile Kinnick in 1939... Topped the previous mark of 1,691 yards and 17 touchdowns by Tavian Banks in 1997...Big Ten Conference Offensive Player of the Year...Recipient of the Doak Walker Award, given to the nation's top running back...Named the team's offensive captain and Offensive MVP...Semifinalist for the Maxwell Award, given to the nation's top player.

◊Rushed for over 100 yards in every game (13) in 2008, a Big Ten record, and the third player at Iowa to rush for over 200 yards twice in a season (217 vs. Wisconsin, 211 vs. Purdue), joining Banks (1997) and Sedrick Shaw (1995).

◊In 2007, enrolled at Kirkwood Community College while he was ruled academically ineligible to play at Iowa.

◊In 2006, played in nine games and finished third on the team with 205 yards and one touchdown on 32 carries... Caught three passes for 23 yards (7.7 avg) and returned six kickoffs for 114 yards…Changed to #23 prior to the start of the season.

◊In 2005, Played in 11 games as one of five true freshmen to letter...Carried 37 times for 173 yards and a touchdown... Recorded five tackles (4 solos) on special teams…In his collegiate debut, he scored on a six-yard run and gained 116 yards on 18 carries vs. Ball State…Wore #45 as a freshman.

◊Prepped at Milford Academy in CT in 2004…Rushed for 1,274 yards.

◊Played for Felton Jones at Winslow Township HS...Played tailback and linebacker…Registered 191 tackles with one interception during his career...Gained 1,378 yards rushing and 16 touchdowns as a senior and rushed for 1,267 yards and 18 touchdowns as a junior.

◊First-team All-Conference and second-team All-State choice as a senior…The previous year, awarded All-State, All-South Jersey and All-Conference honors.

OFF THE FIELD

◊ Sociology major.

◊ Son of Reginald Greene.

◊Raised by his grandmother, Cheryl Greene. He has a big heart with "Cheryl" tattooed in the middle of it on his neck.

◊Took a job assembling furniture at McGregor's while taking classes at Kirkwood Community College in Iowa City when he was ineligible at Iowa.

SHONN GREENE'S COLLEGIATE STATISTICS

				Rushing			
Yr/Tm	**G/S**	**Rush**	**Yds**	**Avg**	**Lg**	**T**	**Yds/Gm**
05/IOWA	11/0	37	173	4.7	32	1	15.7
06/IOWA	9/0	32	205	6.4	25	1	22.8
08/IOWA	13/13	307	1,850	6.0	75	20	142.3
Totals	**33/13**	**376**	**2,228**	**5.9**	**75**	**22**	**67.5**

Additional Statistics
Receiving: 11-72 (Career): 8-49 (2008); 2-23 (2006)
Kickoff Returns: 6-114 (19.0) (Career): 6-114 (2006)
Fumbles/Lost: 4/3 (Career); 2/2 (2008); 2/1 (2005)

68
OFFENSIVE LINE

MATT SLAUSON

6-5 / 315 / Nebraska
23 years old (as of opening weekend)
Colorado Springs, CO/Air Academy HS
EXPERIENCE: NFL: R Jets: 1st
ACQUIRED: D6 (193), 2009 NFL Draft

CAREER TRANSACTIONS

◊5/19/09, NYJ, Signed
◊4/26/09, NYJ, D6 (193)

BEFORE THE NFL

◊ In 2008, started all 13 games at right guard during his senior season, helping the offense rank among the nation's top 20 in scoring, passing and total offense...Received first-team All-Big 12 honors from the *San Antonio Express-News*, while being a second-team all-conference selection by several other sources.

◊ In 2007, played in all 12 games, making eight starts at three different positions, including right guard and both tackle spots...Offense averaged 468.2 yards per game, its best offensive total in 10 seasons, while averaging a school-record 323.8 passing yards per contest...Honorable mention all-Big 12 from the Associated Press and second-team all-Big 12 by Rivals.com.

◊ In 2006, started 11 games at right tackle for an offense that ranked among the nation's leaders in both rushing and passing and finished 14th in total offense.

◊ In 2005, was a late signee just before fall camp in 2005... Played in nine games as a true freshman mostly on extra-point and field goal units throughout the year, before entering the offensive line rotation late in the season.

◊ Played one season at Air Force Prep School in Colorado Springs, lining up at offensive tackle...Spent 2003 season at Air Academy HS in Colorado Springs...Began his high school career at Sweet Home HS in Oregon for Coach Rob Younger.

OFF THE FIELD

◊ Son of Rob and Nancy Slauson.

◊ Twin brothers, Chris, who attended the Air Force Academy, and is currently a Captain, and Nick, a state-champion swimmer who won eight gold medals on the state level.

◊ Sister, Alli, attends the University of Nebraska.

◊ Graduated in May 2009 with a degree in sociology.

◊ Lettered twice in basketball and four times in track, competing in both discus and shot put, during his prep career.

◊ Engaged to Cami.

MATT SLAUSON'S COLLEGIATE STATISTICS

GAMES PLAYED/GAMES STARTED: Career (48/35); 2008 (NEB) (13/13); 2007 (NEB) (12/8); 2006 (NEB) (14/11); 2005 (NEB) (9/3).

NON-VETERANS

J'NATHAN BULLOCK

48 TIGHT END
6-5 · 240 · Cleveland State
22 years old (as of opening weekend)
EXPERIENCE: NFL: R JETS: 1st
Flint, MI/Flint Northern HS

CAREER TRANSACTIONS

◊5/1/09, NYJ, Signed, Undrafted FA

BEFORE THE NFL

◊Did not play college football, electing to play basketball at Cleveland State University.

◊Earned high school honorable mention all-state honors as a senior in football at Flint Northern HS, playing every skill position on offense along with defensive end and linebacker.

◊Rushed 75 times for 865 yards and five touchdowns as a senior and caught 19 passes for 436 yards. Also completed 11-of-17 passes for 312 yards and a touchdown as a quarterback.

OFF THE FIELD

◊As a senior at Cleveland State, averaged 15.2 points and 7.1 rebounds as his team advanced to the second round of the 2009 NCAA Tournament before losing to Arizona.

◊Ranks fourth in Cleveland State basketball history with 1,800 career points and set school records for games played (130), starts (124) and consecutive starts (106).

◊First team all-city basketball choice in high school in each of his final three seasons and was an all-region honoree as both a junior and senior and three-time team MVP.

◊Nominated for the 2005 McDonalds All-America team.

◊Son of Jimmie Bullock and Phyllis Lakes...Youngest of three children, with one brother and one sister.

◊Lists favorite athletes as Michael Jordan and Jerry Rice.

◊Graduated with a degree in mechanical engineering from Cleveland State.

◊Born J'Nathan J. Bullock in Flint, MI.

JEHUU CAULCRICK

39 FULLBACK
6-0 · 250 · Michigan State
26 years old (as of opening weekend)
EXPERIENCE: NFL: 1 JETS: 2nd
Findley Lake, NY/Clymer HS

CAREER HIGHLIGHTS

◊ Spent 2008 season on Jets practice squad.

CAREER TRANSACTIONS

◊1/20/09, NYJ, Signed, Reserve/Future contract

◊ 9/1/08, NYJ, Signed, Practice squad

◊ 8/30/08, NYJ, Waived

◊ 5/2/08, NYJ, Signed, Undrafted FA

BEFORE THE NFL

◊Honorable mention All-Big Ten selection by the media.

◊Four-year letterman rushed for 2,336 career yards (39 touchdowns, 517 attempts, 4.5 avg.).

◊His 39 rushing touchdowns were second-best at MSU, behind Lorenzo White's record 43 and school-record 21 rushing touchdowns in one season.

◊SuperPrep All-American who was ranked among the nation's top backs from Clymer HS, which had a graduating class of 26.

◊Three-time All-State and All-Western New York selection who was named Player of the Year by *The Buffalo News* and *The Post-Journal* and Class D Player of the Year by the NYS Sportswriters Association…Also presented the Connolly Cup by the Riverside Athletic Club presented the Connolly Cup by the Riverside Athletic Club.

◊Western New York's all-time leader with 6,559 career yards, including 2,161 and 28 touchdowns as a senior.

◊Led Clymer (N.Y.) HS to four straight Section VI Class D championships.

OFF THE FIELD

◊Born in Liberia.

◊Worked at a refugee development center in Lansing, MI, in order to help refugees adapt to the U.S.

◊His father, Jerome Blamo, killed in a massacre in Liberia in 1992, was a politician and security chief for the Liberian secretary of state.

◊Visited the Mercy First Hospital, 5/18/08, and participated in the Project Hope Visit at Times Square Church, 5/24/08.

◊Participated in the "Teams for Toys" program in December 2005, collecting and distributing gifts to needy children in the Lansing area.

◊Majored in sociology at Michigan State.

◊First name pronounced Jay-yu.

BROCK CHRISTOPHER

32 FULLBACK

6-2 · 245 · Missouri

23 years old (as of opening weekend)

EXPERIENCE: NFL: R JETS: 1st

Kearney, MO/Kearney

CAREER TRANSACTIONS

◊6/15/09, NYJ, Signed, FA

◊6/3/09, ATL, Waived

◊4/27/09, ATL, Signed, Undrafted FA

BEFORE THE NFL

◊Started 36 games at LB during his four years at Missouri and registered 319 tackles, including 105 as a senior.

◊Played tailback and linebacker at Kearney HS...Led his team in tackles all four years, as he registered career totals of 467 tackles, 51 tackles for loss and three interceptions in leading Kearney to back-to-back Class 4 state football championships, in 2002 and 2003

◊First-team all-state pick at LB in 2004, in addition to earning the same honors in 2002 and 2003.

OFF THE FIELD

◊Son of Robert & Maureen Christopher.

◊Earned all-conference honors in basketball, and first-team all-state honors in baseball.

◊Starter for Kearney HS basketball squad that reached state championship game in 2004...Registered five points, six rebounds and three steals in the title game.

MARQUICE COLE

34 CORNERBACK

5-10 · 190 · Northwestern

25 years old (as of opening weekend)

EXPERIENCE: NFL: 1 JETS: 1st

Hazel Crest, IL/Hillcrest

CAREER TRANSACTIONS

◊2/17/09, NYJ, Signed, FA

◊12/10/08, NO, Signed, Practice squad

◊8/29/08, TEN, Waived

◊1/7/08, TEN, Signed, FA

◊12/11/07, TEN, Signed, Practice squad

◊9/1/07, OAK, Waived

◊5/1/07, OAK, Signed, Undrafted FA

BEFORE THE NFL

◊Four-year letterwinner who played in 43 career games...Named to Thorpe Award (top defensive back) preseason Watch List prior to senior season.

◊Totaled 114 tackles, seven interceptions and one sack in his career...Averaged 13.8 yards per punt return, including one touchdown.

◊Coached by Earnest Sutton at Hillcrest...Two-time all-conference, all-area and all-state selection...Totaled 71 tackles, three forced fumbles, two fumble recoveries and four interceptions (one touchdown)...Offensively, had 19 receptions for 392 yards and five touchdowns...Scored five touchdowns on special teams (three kickoff returns, two punt returns)...Played wide receiver, kicker, punter, running back and kickoff/punt returner.

OFF THE FIELD

◊All-conference, all-area and all-state honoree in track & field.

◊Born Marquice Jermal Cole, son of Curtis and Patricia Diggs.

T.J. CONLEY

9 PUNTER
6-3 · 220 · Idaho
24 years old (as of opening weekend)
EXPERIENCE: NFL: R JETS: 1st
Walla Walla, WA/DeSales HS

CAREER TRANSACTIONS

◊5/1/09, NYJ, Signed, Undrafted FA

BEFORE THE NFL

◊Named to the prestigious Walter Camp All-American Team as a First Team selection.

◊Led the NCAA in punting this season (47.4), and was a first-team all-WAC choice as he logged five games with averages of more than 50 yards

◊Set single-season records for punting average and punting yards (2,751) and is Idaho's career punting yardage leader with 9,242 yards.

◊Class B-11 Player of the Year (Washington) who threw for 10,147 career yards as a quarterback, including 35 touchdowns his senior year alone.

OFF THE FIELD

◊Also played basketball and baseball at DeSales... Earned all-state and all-conference recognition for four successive seasons and won state baseball championship four consecutive years.

◊Named 2004 Blue Mountain Male Athlete of the Year... All-conference basketball and baseball in 2003, all-state baseball in 2003...Blue Mountain Athlete of the Year runner-up in 2002 and 2003.

◊Graduated in Dec. 2008 with a degree in civil engineering.

◊Born Timothy Joseph Conley Jr.

EMANUEL COOK

38 SAFETY
5-10· 185 · South Carolina
21 years old (as of opening weekend)
EXPERIENCE: NFL: R JETS: 1st
Riviera Beach, FL/Palm Beach Gardens HS

CAREER TRANSACTIONS

◊5/1/09, NYJ, Signed, Undrafted FA

BEFORE THE NFL

◊Led South Carolina in tackles the past two seasons... Totaled 179 tackles, five pass breakups, three interceptions and two forced fumbles.

◊Coached by Kevin Fleury at Palm Beach Gardens HS... Rushed for 2,027 yards and 27 touchdowns as a senior, leading his team to the first state championship in school history...recognized as the *South Florida Sun-Sentinel* Player of the Year for large schools...Ran for 373 yards and five touchdowns in one game and rushed for 243 yards and four scores in the state title game...Earned Lou Groza Award Palm Beach County Player of the Year.

OFF THE FIELD

◊Majored in Retailing at South Carolina.

◊Plays chess.

◊Website: www.emanuelcookgdk.com

◊Born Emanuel Lee Cook in West Palm Beach, FL.

KENWIN CUMMINGS

54 LINEBACKER
6-3 · 250 · Wingate
23 years old (as of opening weekend)
EXPERIENCE: NFL: 1 JETS: 2nd
Pembroke, NC/Purnell Swett HS

CAREER HIGHLIGHTS

◊ Made 53-man roster in 2008 and was declared inactive for opener before he was waived, 9/10/08. Signed to practice squad, 9/15/08 and spent remainder of season on Jets practice squad.

CAREER TRANSACTIONS

◊ 1/20/09, NYJ, Signed, Reserve/Future contract
◊ 9/15/08, NYJ, Signed Practice squad
◊ 9/10/08, NYJ, Waived
◊ 5/2/08, NYJ, Signed, Undrafted FA

BEFORE THE NFL

◊ Received *Don Hansen's Football Gazette* NCAA Division II All-America second team honors following the conclusion of his collegiate career.
◊ Posted a career-high 12 tackles (three solo, nine assists) in a home contest against Newberry College, 10/20/2007… Also added 2.5 tackles-for-loss.
◊ Recorded 71 tackles his senior season (fifth on the Wingate charts).
◊ Recorded 66 tackles (24 solo, 42 assists), nine sacks, 17.5 tackles-for-loss, three forced fumbles and 15 QB hurries in 2006.
◊ Earned first team All-America honors in 2005 and 2006.
◊ Named *Don Hansen's Football Gazette* All-America first team in 2005.
◊ Named the 2004 Athlete of the Year at Purnell Swett High School.

OFF THE FIELD

◊ Participated in Jets' Taste of the NFL event in 2008 dedicated to fighting hunger throughout the New York metropolitan area.
◊ Attended the Project Hope Visit at Times Square Church in 2008.
◊ Parents are Kenwin and Darlene Cummings.

STANLEY DANIELS

64 OFFENSIVE LINE
6-4 · 320 · Washington
24 years old (as of opening weekend)
EXPERIENCE: NFL: 1 JETS: 2nd
San Diego, CA/Marian Catholic HS

CAREER TRANSACTIONS

◊ 1/20/09, NYJ, Signed, Reserve/Future contract
◊ 9/15/08, NYJ, Signed, Practice squad
◊ 9/10/08, NYJ, Released, Practice squad
◊ 9/1/08, NYJ, Signed, Practice squad
◊ 8/30/08, NYJ, Waived
◊ 1/15/08, NYJ , Signed, Reserve/Future contract
◊ 8/16/07, NYJ, Waived
◊ 8/13/07, NYJ, Signed, FA
◊ 6/21/07, STL, Released
◊ 5/3/07, STL, Signed, Undrafted Rookie FA

BEFORE THE NFL

◊ Played four seasons on the offensive line at the University of Washington, starting 24 of 36 games.

OFF THE FIELD

◊ Strong interest in the March of Dimes, an association dedicated to improving the health of babies by reducing birth defects and infant mortality...Also participates in Breast Cancer Walks.
◊ Works with the Pride Academy, an East Orange, NJ charter school for underprivileged kids.
◊ Nephew of Ray May, an NFL linebacker for nine seasons (1965-1975) with the Pittsburgh Steelers, Baltimore Colts and Denver Broncos.
◊ Oldest of eight siblings.

ANDREW DAVIE

82 TIGHT END/LONG SNAPPER
6-6 · 275 · Arkansas
26 years old (as of opening weekend)
EXPERIENCE: NFL: R JETS: 1st
Little Rock, AR/Central Arkansas Christian HS

CAREER TRANSACTIONS

◊5/1/09, NYJ, Signed, Undrafted FA

BEFORE THE NFL

◊Caught 24 passes for 199 yards and six touchdowns in his collegiate career.

◊Central Arkansas Christian HS team captain who played tight end and fullback on offense and defensive end and linebacker on defense who earned three letters playing for Danny Sullivan...Three-time all-conference honoree who was named to the all-metro team in 2001...Three-time team MVP.

OFF THE FIELD

◊Wife, Brittnee, was a three-sport all-state selection in track, volleyball and basketball at Central Arkansas Christian in Little Rock.

◊Son of John and Vicki Davie...John played football at Henderson State from 1973-77.

◊Majored in business management.

◊Selected by the St. Louis Cardinals in the 32nd round of the 2001 Baseball Amateur Draft and played in the Cardinals' minor league system for four years, totaling 20 HR, 97 RBI...Played rookie ball for Johnson City in the Appalachian League from 2001-03...Two HR, 22 RBI in 2001; six HR, 23 RBI in 2002; eight HR, 24 RBI in 2003...Played for Frontier League's Evansville Otters (3 HR, 26 RBI) and New York-Penn League's New Jersey franchise (1 HR, 2 RBI) in 2004.

◊Also lettered in basketball and baseball...Two-time all-conference honoree in basketball and two-time all-tournament selection...Three-time all-conference selection and a two-time all-state honoree for baseball.

BRITT DAVIS

17 WIDE RECEIVER
6-3 · 205 · Northern Illinois
23 years old (as of opening weekend)
EXPERIENCE: NFL: R Jets: 1st
Broadview, IL/Riverside-Brookfield

CAREER TRANSACTIONS

◊5/1/09, NYJ, Signed, Undrafted FA

BEFORE THE NFL

◊Finished his career fifth on the NIU all-time charts for career catches with 146 and totaled 1,676 career receiving yards, 2,063 all-purpose yards and nine career touchdowns.

◊Earned Honorable Mention All-MAC as a sophomore after leading team with school sophomore record 57 receptions for 731 yards and three touchdowns, recording three 100-yard receiving games.

◊Produced 7,700 career yards total offense and 90 touchdowns in 22 starts as quarterback on two state Class 5A playoff teams at Riverside-Brookfield HS...Threw for 6,266 yards and 39 touchdowns, added 17 rushing touchdowns and 1,434 rushing yards...Two-time all-state selection during final two years...Twice threw for 500-plus yards in a game as a senior...Started at defensive back and notched 80 tackles, eight deflections, and four interceptions as sophomore.

OFF THE FIELD

◊Earned two high school letters in basketball and two in track...Qualified for Class AA state track meet in 200 meters in 2003 and 100 in 2004

◊Corporate communications major with a minor in black studies.

◊Son of Kevin Davis and Elanda Mayweather...Brother, Brandon Davis, plays tight end for NIU.

◊Born Britt Javion Davis in Melrose Park, IL.

KEITH FITZHUGH

37 SAFETY
5-11 · 205 · Mississippi State
22 years old (as of opening weekend)
EXPERIENCE: NFL: R Jets: 1st
Hampton, GA/Lovejoy HS

CAREER TRANSACTIONS

◊5/1/09, NYJ, Signed, Undrafted FA

BEFORE THE NFL

◊Played in 48 games over four years at Mississippi State, grabbing six interceptions and adding eight pass breakups.

◊Started all four years of his high school career, helping the Wildcats to a 38-9 record playing for head coach Al Hughes.

◊Named first-team, Class 5A all-state by the *Atlanta Journal-Constitution*...Recorded three pass interceptions and returned two fumble recoveries for touchdowns as a senior, and 14 pass receptions for 218 yards as a wide receiver...Recorded an interception during the Georgia North-South All-Star Game...Recorded 83 tackles and had three pass interceptions during his junior season, earning honorable mention all-state... Returned one interception 96 yards for a touchdown and also returned a pair of fumbles for scores as a junior.

OFF THE FIELD

◊Born Keith Callay Fitzhugh, in Jacksonville, FL.

◊Son of Mr. and Mrs. Keith Fitzhugh.

◊Majored in sports communication.

◊Enjoys fishing.

MARCUS HENRY

14 WIDE RECEIVER
6-4 · 212 · Kansas
23 years old (as of opening weekend)
EXPERIENCE: NFL: 1 Jets: 1st
Lawton, OK/Eisenhower HS

CAREER HIGHLIGHTS

◊Made 53-man roster in 2008 before he was waived, 9/22/08. Signed to practice squad, 9/24/08 and spent remainder of season on Jets practice squad.

CAREER TRANSACTIONS

◊1/20/09, NYJ, Signed, Reserve/Future contract

◊9/24/08, NYJ, Signed, Practice squad

◊9/22/08, NYJ, Waived

◊4/27/08, NYJ, D6 (171)

BEFORE THE NFL

◊Logged 104 catches for 1,598 receiving yards (15.4) and 13 touchdowns in 46 games, 29 starts at Kansas.

◊In 2007, earned second-team All Big-12 honors as he became the third Jayhawk to exceed 1,000 yards receiving in a season (54-1,014-10) and broke the single-season record for touchdown receptions with 10.

◊Logged 16 receptions of 20-yards or longer and five 100-yard receiving games in 2007.

◊Named Receiver of the Year in 2003 and 2004, adding All-Conference and All-Area honors as he logged 22 passes for 506 yards and five touchdowns in a run-oriented offense at Eisenhower HS.

◊Was headed to Northeastern Oklahoma A&M until he had 156 yards and a touchdown on eight receptions at the Oklahoma All-State game in 2004, catching the attention of Kansas recruiters.

OFF THE FIELD

◊Psychology major, with a minor in youth development.

◊Attended Project Hope at Times Square Church, Manhattan, in 2008, to greet and support U.S. military members and underprivileged youth.

◊Participated in Taste of the NFL in 2008 dedicated to fighting hunger throughout the New York metropolitan area.

◊Son of Rhonda and Gregory Henry...Lists his Dad as his non-sports hero...Born in Hinesville, GA.

◊Earned HS letters in basketball and track.

◊Has a twin brother, Maurice, who is 5-8 and a walk-on cornerback for Central Oklahoma; older sister, Raechelle.

◊Wife, Yuliana Henry.

CRAIG KOBEL

51 LINEBACKER
6-2 · 265 · South Florida
27 years old (as of opening weekend)
EXPERIENCE: NFL: 1 Jets: 1st
Lake Worth, FL/Santaluces HS

CAREER TRANSACTIONS

◊ 5/9/09, NYJ, Signed, FA
◊ 8/28/07, PHI, Waived
◊ 1/23/07, PHI, Signed, FA

BEFORE THE NFL

◊ Played in six games for Utah in the AFL in 2006 and one game for the Philadelphia AFL franchise in 2008.
◊ Was a two-year starter at defensive end at South Florida, leading the team in sacks in consecutive seasons from 2003-04.
◊ Played in 26 games in his four-year career, tallying 47 tackles and 13 sacks...Also contributed at fullback in certain short-yardage situations.
◊ A two-time all-area selection as a linebacker at Santaluces HS.

OFF THE FIELD

◊ Parents are Bruce and Stephanie Kobel...Three sisters and one brother.
◊ Also lettered in wrestling and baseball.
◊ Graduated from South Floria with a degree in communications.
◊ Full name: Craig Jonathon Kobel.

MIKE KRACALIK

76 OFFENSIVE LINE
6-8· 335 · San Diego State
27 years old (as of opening weekend)
EXPERIENCE: NFL: 1 Jets: 2nd
San Diego, CA/El Camino HS

CAREER HIGHLIGHTS

◊ Played in four NFL games for Ravens over three seasons (2006-08)...Originally signed by the Jets as a free agent in 2005.
◊ Played in 10 games for the Rhein Fire (NFL Europe) in 2006, starting three games at tackle.

CAREER TRANSACTIONS

◊ 4/20/09, NYJ, Signed, FA
◊ 9/9/08, BAL, Waived
◊ 10/24/07, BAL, Signed, Practice squad
◊ 10/23/07, BAL, Waived
◊ 10/14/07, BAL, Signed, Active roster
◊ 9/4/07, BAL, Signed, Practice squad
◊ 9/2/07, BAL, Waived
◊ 12/30/06, BAL, Signed, Active roster
◊ 11/20/06, BAL, Signed, Practice squad
◊ 11/15/06, BAL, Waived, Practice squad
◊ 9/2/06, BAL, Waived
◊ 9/21/05, BAL, Signed, Practice squad
◊ 9/9/05, NYJ, Waived, Practice squad
◊ 9/5/05, NYJ, Signed, Practice squad
◊ 9/3/05, NYJ, Waived
◊ 5/1/05, NYJ, Signed, Undrafted Free Agent

BEFORE THE NFL

◊ Played both guard and tackle at San Diego State, playing in 36 games, including 30 starts...Earned 2nd-team All-Mountain West honors after grading out as the best Aztec offensive lineman as a junior.
◊ El Camino HS...First-team all-CIF selection, all-North County and all-San Diego County...First-team all-Avocado League and honorable mention all-state...Key figure in 13-0, 1999 CIF Division I championship season.

OFF THE FIELD

◊ Married to the former Michelle Bickford
◊ Parents: Lad and Marilyn Kracalik...Father is a teacher and mother is an elementary school secretary.
◊ Graduated in 2005 with a degree in physical geography.
◊ Last name is pronounced Krach-a-lik.
◊ Pet: Pug dog named "Pig."

MIKE KRACALIK'S CAREER STATISTICS

GAMES PLAYED/GAMES STARTED: Career (4/0); 2008 (BAL) (1/0); 2007 (BAL) (2/0); 2006 (BAL) (1/0).

MATT KROUL

63 DEFENSIVE LINE
6-3 · 280 · Iowa
23 years old (as of opening weekend)
EXPERIENCE: NFL: R Jets: 1st
Mount Vernon, IA/ Mount Vernon HS

CAREER TRANSACTIONS

◊5/1/09, NYJ, Signed, Undrafted FA

BEFORE THE NFL

◊Semifinalist for the 2008 National Football Foundation Draddy Trophy...Set Iowa record by starting 50 consecutive games, every game during his career.

◊Became the 59th player in Iowa football to record over 200 career tackles...Ranks 32nd in career tackles with 238 career stops...19.5 tackles for loss, seven sacks, one interception.

◊Named an Elite and first team all-state selection by the *Des Moines Register* as a senior at Mount Vernon HS...First team all-state as a junior and second team as a sophomore...Three-time first team all-conference selection...Recorded 212 unassisted tackles, 123 assisted tackles, seven tackles for loss, three interceptions and three blocked kicks...Coached by Jim Bellamy.

◊Totaled 2,019 rushing yards and 36 touchdowns as a running back in two seasons.

OFF THE FIELD

◊ Graduated in 2008 with a degree in health promotion.

◊Academic all-state honoree...Member of Mount Vernon Honor Society and National Honor Society.

◊State champion wrestler in Iowa as a heavyweight in high school.

◊Parents: Kaylene and John Kroul.

◊Admires Tiger Woods for his extreme focus and competitiveness.

RYAN MCKEE

69 OFFENSIVE TACKLE
6-6 · 291 · Southern Mississippi
22 years old (as of opening weekend)
EXPERIENCE: NFL: R Jets: 1st
Spanish Fort, AL/Daphne HS

CAREER TRANSACTIONS

◊5/1/09, NYJ, Signed, Undrafted FA

BEFORE THE NFL

◊Started three consecutive seasons at right tackle as the Golden Eagles surpassed the school's record for total offense each season.

◊Played for Coach Glen Vickery at Daphne HS...Two-year letterwinner...Finished senior season without allowing a sack all year...Named all-district and all-county...As a junior, helped the team to a 14-1 record and a berth in the state championship game.

OFF THE FIELD

◊Three-year letterwinner in basketball and two-year letterwinner in baseball.

◊Born in Pine Bluff, AR.

◊Graduated in Dec. 2008 with a degree in business administration.

MICHAEL PARENTON

56 CENTER
6-2 · 287 · Tulane
23 years old (as of opening weekend)
EXPERIENCE: NFL: R Jets: 1st
Thibodaux, LA/E.D.
White Catholic HS

CAREER TRANSACTIONS

◊5/1/09, NYJ, Signed, Undrafted FA

BEFORE THE NFL

◊Started 46 games for Tulane, spending last year at center after playing left guard as a junior, center as a sophomore and right guard as a freshman.

◊Started on both the offensive and defensive lines for three years at E.D. White Catholic HS...First team 3A All-State selection in 2002 and 2003...Earned all-region and all-district honors three straight years...Honorable mention All-American by CBS-SuperPrep...Team captain as a senior.

OFF THE FIELD

◊Four-time selection to the C-USA Commissioner's Honor Roll and Tulane's 3.0 Club...Member of the Student-Athlete Advisory Council...served as SAAC President in 2007-08.

◊All-state track athlete in the discus in 2003...All-district and all-parish performer in the discus and the shot put as a senior.

◊Named to the academic all-state team in 2003 and was selected as an A+ Athlete by WWL-TV and as a Scholar-Athlete by WGNO-TV...Three-time honoree by the Tri-Parish Times as a Scholar-Athlete...Member of the National Honor Society.

◊Graduated in May 2009 with a degree in finance and a Master's degree in accounting.

◊Born Michael Joel Parenton in Thibodaux, LA.

◊Son of Patrick and Joell Parenton.

◊Engaged to Caroline Hidalgo.

ROPATI PITOITUA

79 DEFENSIVE LINE
6-8 · 310 · Washington State
24 years old (as of opening weekend)
EXPERIENCE: NFL: 1 Jets: 2nd
Lakewood, WA / Clover Park HS

CAREER TRANSACTIONS

◊1/20/09, NYJ, Signed, Reserve/Future contract

◊12/17/08, NYJ, IR- Practice squad

◊9/1/08, NYJ, Signed, Practice squad

◊8/30/08, NYJ, Waived

◊5/2/08, NYJ, Signed, Undrafted FA

BEFORE THE NFL

◊Played in 36 games, starting 25, posting 116 tackles, 19 tackles-for-loss and 8.5 sacks in four seasons.

◊Named team's Leon Bender Award winner and the squad's Defensive Lineman of the Year as a senior when he started 11 games at tackle and one at defensive end.

◊Played football and basketball at Clover Park HS, did not pick up football until his junior season.

◊Earned two football letters, as well as Seamount League Defensive Player of the Year in 2002.

OFF THE FIELD

◊Name pronounced Roe-pot-tee Pi-toe-ee-two-ah.

◊Born in Samoa.

◊Visited the Mercy First Hospital, 5/18/08, and participated in the Project Hope Visit at Times Square Church, 5/24/08.

◊Has one older brother, Maeli, and four sisters, Leutu, twins, Vaiava and Leao, and Runa.

◊Humanities major at WSU.

CHRIS PIZZOTTI

19 QUARTERBACK
6-5 · 225 · Harvard
23 years old (as of opening weekend)
EXPERIENCE: NFL: R Jets: 1st
Reading, MA/Reading HS

CAREER TRANSACTIONS

◊5/1/09, NYJ, Signed, Undrafted FA

BEFORE THE NFL

◊Two-time All-Ivy League QB, finished his career with 5,675 yards passing, 37 touchdowns and 13 interceptions... Finished his career 20-2 as a starter.

◊Became just the fifth player in Harvard history to be a two-time winner of the Frederick Greeley Crocker Award (MVP).

◊A two-year starter at quarterback at Reading HS who was named captain in 2003.

◊Holds school records for touchdown passes in a game (five), season (20) and career (40) as well as career passing yards (3,300)...2003 Massachusetts Super 26 selection...2004 Massachusetts Shriners All-Star Classic selection.

OFF THE FIELD

◊Graduated in Jan. 2009 with a degree in economics.

◊At Reading HS, 2003 captain of basketball team, and a two-time all-league center...Class president...Two-year member of National Honor Society, and a three-year member of Athletes for a Healthy Lifestyle.

◊Grandfather, Frank "Boley" Dancewicz, played quarterback for Notre Dame and was the No. 1 overall pick of the Boston Yanks in the 1946 NFL Draft...He played three seasons in the NFL at quarterback and defensive back.

◊Father, Steve, played football for Northeastern...Brother, Dave, was the starting QB at Boston University before transferring to Harvard where he suffered a shoulder injury and did not appear in a game.

ZACH POTTER

98 DEFENSIVE END
6-7 · 280 · Nebraska
23 years old (as of opening weekend)
EXPERIENCE: NFL: R Jets: 1st
Omaha, NE/Creighton Prep

CAREER TRANSACTIONS

◊5/1/09, NYJ, Signed, Undrafted FA

BEFORE THE NFL

◊Two-time honorable mention all-Big 12 choice, played in 50 games for Nebraska, starting 24, logging 96 tackles, 28 for loss and eight sacks.

◊Blocked five career kicks, three in 2008, both school records.

◊Played tight end and defensive end for Head Coach Tom Jaworski at Creighton Prep...As a senior, recorded 97 tackles, including 48 solo stops and six sacks...Also caught 24 passes for 501 yards and a pair of touchdowns.

◊Honorary captain of both the *Omaha World-Herald* All-Nebraska offense and the *Lincoln Journal Star* Super-State defense.

◊First-team all-state as a junior, logging 10 sacks on defense and 14 receptions on offense.

OFF THE FIELD

◊Five-time Big 12 Commissioner's Academic Honor Roll.

◊Graduated in May 2009 with a degree in communications.

◊Volunteered his time as a speaker during the Fall Break Tour of Excellence, American Education Week and School is Cool Week, as well as with the Attention Center for Youth.

◊Averaged 19 points and 11 rebounds per game as a center, advancing to the Class A state title game as a senior... First-team all-state selection by both of the state's major newspapers.

◊Named Co-Boys High School Athlete-of-the-Year honors from the *Lincoln Journal Star*.

◊Won the Bert Render Award-winner as the state's top male athlete from the B'nai B'rith organization.

◊Parents: Dave Potter and Karen Sanden; Stepmother: Lynne Potter.

PAUL RAYMOND

2 WIDE RECEIVER
5-10 · 185 · Brown
23 years old (as of opening weekend)
EXPERIENCE: NFL: 1 Jets: 2nd
Miami, FL/Miami Senior HS

CAREER TRANSACTIONS

◊1/20/09, NYJ, Signed, Reserve/Future contract
◊12/31/08, NYG, Signed, Practice squad
◊12/24/08, DET, Released, Practce squad
◊10/14/08, DET, Signed, Practice squad
◊9/29/08, NYJ, Released, Practce squad
◊9/24/08, NYJ, Signed, Practice squad
◊9/16/08, NYJ, Released, Practce squad
◊9/1/08, NYJ, Signed, Practice squad
◊8/30/08, NYJ, Waived
◊5/2/08, NYJ, Signed, Undrafted FA

BEFORE THE NFL

◊Finished sixth all-time in career receiving yards at Brown with 1,800 and career receptions with 116.
◊Named *Sports Network* honorable mention All-American in 2007 and selected to play in the Hula Bowl.
◊Caught six balls for 221 yards vs. University of Rhode Island, the fourth highest single-game total in Brown history...Also returned five kickoffs for 102 yards, giving him 323 all-purpose yards, the fifth-highest total in Ivy League history and the highest in the league since 1991.
◊Named second-team all-Ivy League...Second in Ivy League and ninth in nation with 97.8 receiving yards per game (978 receiving yards).
◊Earned All-Miami-Dade County Team honors.
◊Selected to play in Miami-Dade-Broward All-Star Game.

OFF THE FIELD

◊Visited Mercy First Hospital, 5/18/08, in order to provide support and encouragement for local patients.
◊Has a sister, Saphia Raymond.
◊Enjoys listening to music and watching movies.
◊Majored in Business Economics.
◊Won the 60-meter dash title at Brown at the Heptagonal Indoor Track & Field Championships as a sophomore and junior.

BRANDON RENKART

47 LINEBACKER
6-2 · 245 · Rutgers
24 years old (as of opening weekend)
EXPERIENCE: NFL: 1 Jets: 2nd
Piscataway, NJ/Piscataway Township HS

CAREER TRANSACTIONS

◊1/20/09, NYJ, Signed, Reserve/Future contract
◊10/30/08, NYJ, Signed, Practice squad
◊10/15/08, NYJ, Released, Practice squad
◊9/30/08, NYJ, Signed, Practice squad
◊9/15/08, NYJ, Released, Practice squad
◊9/1/08, NYJ, Signed, Practice squad
◊8/30/08, NYJ, Waived
◊7/29/08, NYJ, Signed, Undrafted FA

BEFORE THE NFL

◊Originally a walk-on at Rutgers, recorded six sacks over his final two seasons, with 18 tackles-for-loss. In his junior season, first as a linebacker, he ranked sixth on the team with 54 tackles (25 solo), 3.5 sacks, 11.5 stops for losses and two pressures in 13 starts.
◊Quarterbacked the Piscataway HS football team to a 12-0 record and NJ state title his senior season.

OFF THE FIELD

◊Graduated from Rutgers with a degree in civil engineering.
◊Received the Robert A. Simms National Scholar Athlete Award, which made him a finalist for the prestigious Draddy Trophy, the academic version of the Heisman Trophy.

JACK SIMMONS

46 TIGHT END
6-4 · 246 · Minnesota
23 years old (as of opening weekend)
EXPERIENCE: NFL: R Jets: 1st
Libertyville, IL/Carmel HS

CAREER TRANSACTIONS

◊5/4/09, NYJ, *Signed, Undrafted FA

*Earned contract after attending rookie minicamp as a tryout player.

BEFORE THE NFL

◊Three-year starter appeared in 41 games as a Gopher...Finished with 73 career receptions for 762 yards and three touchdowns.

◊Coached by Andy Bitto at Carmel HS...Two-time all-state, all-area and all-conference selection...Three-time all-county choice...Logged 108 receptions for 1,900 yards with 15 touchdowns.

OFF THE FIELD

◊Honor roll student in high school.

◊Business and marketing education major with a master's in sports management.

◊Son of Terry and Cindy Simmons...Terry lettered for the Minnesota football team, 1977-79.

◊Grandfather, Jack Simmons, played nine seasons as a lineman for the Colts, Lions and Cardinals in the NFL (1948-56), making the Pro Bowl in 1956.

◊Born John Simmons in Lake Forest, IL.

TY STEINKUHLER

61 DEFENSIVE LINE
6-3 · 280 · Nebraska
24 years old (as of opening weekend)
EXPERIENCE: NFL: R Jets: 1st
Lincoln, NE/Lincoln Southwest

CAREER TRANSACTIONS

◊5/1/09, NYJ, Signed, Undrafted FA

BEFORE THE NFL

◊2008 Honorable-Mention All-Big 12 coaches' choice, finished his career with 88 tackles, three sacks and 17 tackles-for-loss in 45 games, 21 starts at defensive tackle.

◊Steinkuhler excelled on both sides of the ball as a senior for Lincoln Southwest and Coach Mark King.

◊As a senior, first-team Super-State pick as a linebacker by the *Lincoln Journal Star* while the *Omaha World Herald* named him a first-team All-Nebraska pick as an offensive lineman, but listed him as a first-team Class A all-state linebacker, when he recorded 163 tackles, including 98 unassisted, with an interception and a fumble recovery.

◊Logged 134 tackles (72 solo) as a junior to earn second-team Super-State honors and first-team Class A honors from the *Lincoln Journal Star.*

OFF THE FIELD

◊2008 Second-Team Academic All-Big 12...Two-time Big 12 Commissioner's Fall Academic Honor Roll (2004, 2008)...Two-time Big 12 Commissioner's Spring Academic Honor Roll (2006, 2008).

◊Graduated in December 2008 with a degree in crminial justice.

◊The son of Sue and Dean Steinkuhler...Dean was the 1983 Lombardi Trophy and Outland Trophy winner as an offensive lineman who also played for Nebraska and has his No. 71 jersey retired. Dean was the second overall pick of the Houston Oilers in 1984 and played eight years in the NFL.

◊Brother, Baker, is a defensive lineman at Nebraska.

◊Also earned three letters in basketball and four in track in high school.

TAVITA THOMPSON

62 OFFENSIVE TACKLE
6-5 · 309 · Oregon State
23 years old (as of opening weekend)
EXPERIENCE: NFL: R Jets: 1st
Honolulu, HI/St. Louis HS

CAREER TRANSACTIONS

◊5/1/09, NYJ, Signed, Undrafted FA

BEFORE THE NFL

◊At Oregon State, started at left tackle as a junior and right tackle as a senior.

◊At St. Louis HS played for head coach Darnell Arceneaux.

◊First team all-state selection on defense as a senior... Honorable mention all-state as a junior at defensive end.

OFF THE FIELD

◊Two-year starting center on the basketball team, and earned two letters in track in the shot and discus.

◊Born Tavita Maia Thompson in Honolulu, HI.

◊Mother: Wally Jean Medeiros, a dental assistant.

◊Older brother, Sione; older sister, Shane. Sione played football at Arizona.

◊Graduated in December 2008 with a degree in human services.

JAMAAL WESTERMAN

55 DEFENSIVE END
6-3 · 255 · Rutgers
24 years old (as of opening weekend)
EXPERIENCE: NFL: R Jets: 1st
Brampton, Ontario, Canada/ Notre Dame Secondary School

CAREER TRANSACTIONS

◊5/1/09, NYJ, Signed, Undrafted FA

BEFORE THE NFL

◊Four-year letterwinner and three-year starter at Rutgers, was a second-team All-BIG EAST selection in 2006 and 2008...For his career, Westerman finished with 26 sacks, third highest in school history, in 50 career games, and totaled 141 tackles, including 45 behind the line of scrimmage.

◊Led the Scarlet Knights with six sacks in 12 games...Ended the season with 33 tackles.

◊Enrolled in Rutgers in January 2004 to take part in spring practice before his freshman season.

◊Played at Notre Dame Academy in Brampton, Ontario...Four-year starter who led team in tackles and sacks as a senior. Also led league in tackles, sacks and tackles-for-loss.

OFF THE FIELD

◊Born Jamaal Akeem Westerman in Brooklyn, NY.

◊Family moved to Ft. Lauderdale, FL...Played his freshman season at St. Thomas Aquinas HS in Ft. Lauderdale before moving to Ontario and enrolling at Notre Dame Secondary School.

◊Both his parents hail from Barbados.

◊Graduated from Rutgers in May 2008 with a degree in labor-employee relations and a minor in sociology.

◊Pursuing his Masters in labor-employment relations.

HUEY WHITTAKER

18 WIDE RECEIVER
6-2 · 220 · South Florida
28 years old (as of opening weekend)
EXPERIENCE: NFL: 1 Jets: 1st
Hernando County, FL/Springstead HS

CAREER TRANSACTIONS

◊ 1/20/09, NYJ, Signed, Reserve/Future contract
◊ 5/23/05, JAC, Waived
◊ 1/4/05, JAC, Signed, Reserve/Future contract
◊ 12/24/04, JAC, Signed, Practice squad
◊ 9/22/04, TB, Released, Practice squad
◊ 9/15/04, TB, Signed, Practice squad
◊ 9/3/04, PIT, Waived
◊ 4/26/04, PIT, Signed, Undrafted free agent

BEFORE THE NFL

◊ Has spent parts of the last three seasons for Tampa and Utah in the Arena Football League, logging 126 receptions for 1,541 yards and 40 touchdowns for Utah in 2008 where he was first-team All-Arena League and All-ESPN Arena League...Played for Berlin in NFL Europe in 2005.

◊ Played wide receiver at the University of South Florida from 2001-03, recording 117 receptions in 21 games for 1,447 yards and seven touchdowns. Transferred to USF from Hudson Valley (New York) Community College.

◊ Named All-State his junior and senior year in football at Springstead HS.

OFF THE FIELD

◊ Wife, Barbara. Two daughters, Jenai and Tamia.

◊ Graduated from South Florida with a degree in business management and is pursuing his MBA.

◊ Enjoys watching all *Law & Order* shows.

◊ Born Hubert Alton George Whittaker, in Spring Hill, FL, one of five children.

◊ Parents are from Jamaica...Father, Hubert, lives in Florida and works as a physical therapist...Mother, Winnifred, a psychotherapist, is a professor in Georgia.

ROOKIE/ FIRST YEAR ROSTER

No.	Name	Pos	Exp	College
48	Bullock, J'Nathan	TE	R	Cleveland State
39	Caulcrick, Jehuu	RB	1	Michigan State
32	Christopher, Brock	FB	R	Missouri
34	Cole, Marquice	CB	1	Northwestern
9	Conley, T.J.	P	R	Idaho
38	Cook, Emanuel	S	R	South Carolina
54	Cummings, Kenwin	LB	1	Wingate
64	Daniels, Stanley	OL	1	Washington
82	Davie, Andrew	TE/LS	R	Arkansas
17	Davis, Britt	WR	R	Northern Illinois
37	Fitzhugh, Keith	S	R	Mississippi State
23	Greene, Shonn	RB	R	Iowa
14	Henry, Marcus	WR	1	Kansas
51	Kobel, Craig	LB	1	South Florida
76	Kracalik, Michael	OT	1	San Diego State
63G	Kroul, Matt	DL	R	Iowa
69	McKee, Ryan	OT	R	Southern Mississippi
56	Parenton, Michael	C	R	Tulane
79	Pitoitua, Ropati	DE	1	Washington State
19	Pizzotti, Chris	QB	R	Harvard
98	Potter, Zach	DE	R	Nebraska
2	Raymond, Paul	WR	1	Brown
47	Renkart, Brandon	LB	1	Rutgers
6	Sanchez, Mark	QB	R	Southern California
46	Simmons, Jack	TE	R	Minnesota
68	Slauson, Matt	OG	R	Nebraska
61	Steinkuhler, Ty	DL	R	Nebraska
62	Thompson, Tavita	OT	R	Oregon State
55	Westerman, Jamaal	DE	R	Rutgers
18	Whittaker, Huey	WR	1	South Florida

MISSED FIELD GOAL RETURNS

The Jets Aaron Glenn's 104-yard return of a missed field goal at Indianapolis in 1998 was the longest in NFL history, but it has been surpassed four times in the last six seasons, most recently by the Chargers defensive back Antonio Cromartie. Cromartie made a leaping grab in the back of the end zone on a 57-yard field goal attempt by the Vikings' Ryan Longwell on the last play of the first half at Minnesota on Nov. 4, 2007 and returned it 109 yards for the touchdown. Cromartie's play was the longest in NFL history, surpassing the missed field goal returns by Nathan Vasher and Devin Hester (see below) and the 108-yard kickoff return by Ellis Hobbs of the Patriots vs. the Jets, Sept. 9, 2007.

Interestingly enough, the Jets held the AFL record for the longest field goal return when Marshall Starks returned a missed field goal 97 yards vs. Houston on Sept. 22, 1963.

LONGEST MISSED FIELD GOAL RETURNS, NFL HISTORY

Date	Player	Team	Opponent	Yards
11/4/07	Antonio Cromartie	SD	at MIN	109
11/12/06	Devin Hester	CHI	at NYG	108
11/13/05	Nathan Vasher	CHI	vs. SF	108
9/30/02	Chris McAlister	BAL	vs. DEN	107
11/15/98	Aaron Glenn	NYJ	at IND	104

BUILDING THE 2009 NEW YORK JETS

DRAFT

Year	Player	Round
2000	Shaun Ellis	(1a)
2002	Bryan Thomas	(1)
2004	Jerricho Cotchery	(4a)
2005	Sione Pouha	(3)
	Kerry Rhodes	(4)
2006	D'Brickashaw Ferguson	(1a)
	Nick Mangold	(1b)
	Kellen Clemens	(2)
	Eric Smith	(3b)
	Brad Smith	(4a)
	Leon Washington	(4b)
	Drew Coleman	(6)
2007	Darrelle Revis	(1)
	David Harris	(2)
	Chansi Stuckey	(7)
2008	Vernon Gholston	(1a)
	Dustin Keller	(1b)
	Dwight Lowery	(4)
	Erik Ainge	(5)
	Marcus Henry	(6)
2009	Mark Sanchez	(1)
	Shonn Greene	(3)
	Matt Slauson	(6)

TRADES/WAIVERS

Year	Player	Previous Team
2007	Thomas Jones	(T-CHI)
	Kareem Brown	(W-NE)
2008	Kris Jenkins	(T-CAR)
2009	Lito Sheppard	(T-PHI)

FREE AGENTS

Year	Player	How Acquired
2001	James Dearth	(FA)
2007	David Clowney	(FA)
	Stanley Daniels	(FA)
	Wayne Hunter	(FA)
	Marques Murrell	(FA)
2008	Ahmad Carroll	(FA)
	Alan Faneca	(UFA-PIT)
	Jay Feely	(FA)
	Bubba Franks	(FA)
	James Ihedigbo	(FA)
	Calvin Pace	(UFA-ARI)
	Brandon Renkart	(FA)
	Tony Richardson	(UFA-MIN)
	Damien Woody	(UFA-DET)
2009	Marquice Cole	(FA)
	Marques Douglas	(FA)
	Howard Green	(UFA-SEA)
	Larry Izzo	(UFA-NE)
	Michael Kracalik	(FA)
	Jim Leonhard	(UFA-BAL)
	Paul Raymond	(FA)
	Bart Scott	(UFA-BAL)
	Donald Strickland	(UFA-SF)
	Huey Whittaker	(FA)
	Craig Kobel	(FA)
	Reggie Hodges	(FA)
	Brock Christopher	(FA)

UNDRAFTED FREE AGENTS

Year	Player
2002	Brandon Moore
2006	Wallace Wright
2007	Mike DeVito
	Jason Trusnik
	Robert Turner
2008	Jehuu Caulcrick
	Kenwin Cummings
	Ropati Pitoitua
	Danny Woodhead
2009	J'Nathan Bullock
	T.J. Conley
	Emanuel Cook
	Andrew Davie
	Britt Davis
	Keith Fitzhugh
	Matt Kroul
	Ryan McKee
	Michael Parenton
	Chris Pizzotti
	Zach Potter
	Jack Simmons
	Ty Steinkuhler
	Tavita Thompson
	Jamaal Westerman

UFA=Unrestricted Free Agent; RFA=Restricted Free Agent; FA=Free Agent; T=Trade; W=Waivers

2009 ALPHABETICAL ROSTER

NO.	NAME	POS	HT	WT	AGE	EXP	COLLEGE	HOMETOWN	HOW ACQ
10	Ainge, Erik	QB	6-5	221	23	2	Tennessee	Hillsboro, OR	D5-08
48	Bullock, J'Nathan	TE	6-5	240	22	R	Cleveland State	Flint, MI	FA-09
84	Brown, Kareem	TE	6-4	260	25	3	Miami	Miami, FL	W-07 (NE)
31	Carroll, Ahmad	DB	5-10	190	26	5	Arkansas	Atlanta, GA	FA-08
39	Caulcrick, Jehuu	RB	6-0	250	26	1	Michigan State	Findley Lake, NY	FA-08
32	Christopher, Brock	FB	6-2	245	23	R	Missouri	Kearney, MO	FA-09
11	Clemens, Kellen	QB	6-2	221	26	4	Oregon	Burns, OR	D2-06
87	Clowney, David	WR	6-0	188	24	2	Virginia Tech	Delray Beach, FL	FA-07
34	Cole, Marquice	CB	5-10	190	25	1	Northwestern	Hazel Crest, IL	FA-09
30	Coleman, Drew	CB	5-9	180	26	4	TCU	Henderson, TX	D6-06
9	Conley, T.J.	P	6-3	220	24	R	Idaho	Walla Walla, WA	FA-09
38	Cook, Emanuel	S	5-10	185	21	R	South Carolina	West Palm Beach, FL	FA-09
89	Cotchery, Jerricho	WR	6-0	203	27	6	North Carolina State	Birmingham, AL	D4a-04
54	Cummings, Kenwin	LB	6-3	250	22	1	Wingate	Maxton, NC	FA-08
64	Daniels, Stanley	OL	6-4	320	24	1	Washington	San Diego, CA	FA-07
82	Davie, Andrew	TE/LS	6-6	275	26	R	Arkansas	North Little Rock, AR	FA-09
17	Davis, Britt	WR	6-3	205	23	R	Northern Illinois	Melrose Park, IL	FA-09
85	Dearth, James	TE/LS	6-4	265	33	9	Tarleton State	Scurry, TX	FA-01
70	DeVito, Mike	DE	6-3	305	25	3	Maine	Wellfleet, MA	FA-07
93	Douglas, Marques	DE	6-2	290	32	9	Howard	Greensboro, NC	FA-09
92	Ellis, Shaun	DE	6-5	285	32	10	Tennessee	Anderson, SC	D1a-00
66	Faneca, Alan	G	6-5	305	32	12	Louisiana State	New Orleans, LA	UFA-08 (PIT)
3	Feely, Jay	K	5-10	205	33	9	Michigan	Tampa, FL	FA-08
60	Ferguson, D'Brickashaw	T	6-6	310	25	4	Virginia	Freeport, NY	D1a-06
37	Fitzhugh, Keith	S	5-11	205	22	R	Mississippi State	Jacksonville, FL	FA-09
88	Franks, Bubba	TE	6-6	265	31	10	Miami	Riverside, CA	FA-08
50	Gholston, Vernon	LB	6-3	264	24	2	Ohio State	Detroit, MI	D1a-08
23	Greene, Shonn	RB	5-11	226	24	R	Iowa	Sicklerville, NJ	D3-09
95	Green, Howard	DT	6-2	320	30	5	Louisiana State	Donaldsonville, LA	UFA-09 (SEA)
52	Harris, David	LB	6-2	245	25	3	Michigan	Grand Rapids, MI	D2-07
14	Henry, Marcus	WR	6-4	212	23	1	Kansas	Lawton, OK	D6-08
5	Hodges, Reggie	P	6-0	220	27	3	Ball State	Champaign, IL	FA-08
78	Hunter, Wayne	OT	6-5	303	28	6	Hawaii	Honolulu, HI	FA-07
44	Ihedigbo, James	DB	6-1	210	25	3	Massachusetts	Amherst, MA	FA-08
53	Izzo, Larry	LB	5-10	225	34	14	Rice	Fort Belvoir, VA	UFA-09 (NE)
77	Jenkins, Kris	DT	6-4	360	30	9	Maryland	Ypsilanti, MI	T-08 (CAR)
20	Jones, Thomas	RB	5-10	212	31	10	Virginia	Big Stone Gap, VA	T-07 (CHI)
81	Keller, Dustin	TE	6-2	248	24	2	Purdue	Lafayette, IN	D1b-08
51	Kobel, Craig	LB	6-2	265	27	1	South Florida	Lake Worth, FL	FA-09
76	Kracalik, Michael	OT	6-8	335	27	1	San Diego State	San Diego, CA	FA-09
63	Kroul, Matt	DL	6-3	280	23	R	Iowa	Mount Vernon, IA	FA-09
36	Leonhard, Jim	S	5-8	186	26	5	Wisconsin	Ladysmith, WI	UFA-09 (BAL)
21	Lowery, Dwight	CB	5-11	198	23	2	San Jose State	Santa Cruz, CA	D4-08
74	Mangold, Nick	C	6-4	305	25	4	Ohio State	Centerville, OH	D1b-06
69	McKee, Ryan	OT	6-6	291	22	R	Southern Mississippi	Daphne AL	FA-09
65	Moore, Brandon	G	6-3	305	29	7	Illinois	Gary, IN	FA-03
94	Murrell, Marques	LB	6-2	250	24	3	Appalachian State	Fayetteville, NC	FA-07
97	Pace, Calvin	LB	6-4	265	28	7	Wake Forest	Douglasville, GA	UFA-08 (ARI)
56	Parenton, Michael	C	6-2	287	23	R	Tulane	Thibodaux, LA	FA-09
79	Pitoitua, Ropati	DE	6-8	310	24	1	Washington State	Spanaway, WA	FA-08
19	Pizzotti, Chris	QB	6-5	225	23	R	Harvard	Reading, MA	FA-09
91	Pouha, Sione	DT	6-3	325	30	5	Utah	Salt Lake City, UT	D3-05
98	Potter, Zach	DE	6-7	280	23	R	Nebraska	Omaha, NE	FA-09
2	Raymond, Paul	WR	5-10	185	23	1	Brown	Miami, FL	FA-09
47	Renkart, Brandon	LB	6-2	245	24	1	Rutgers	Piscataway, NJ	FA-08
24	Revis, Darrelle	DB/PR	5-11	198	24	3	Pittsburgh	Aliquippa, PA	D1-07
25	Rhodes, Kerry	S	6-3	214	27	5	Louisville	Bessemer, AL	D4-05
49	Richardson, Tony	FB	6-1	238	37	15	Auburn	Daleville, AL	UFA-08 (MIN)
6	Sanchez, Mark	QB	6-2	225	22	R	Southern California	Mission Viejo, CA	D1-09
57	Scott, Bart	LB	6-2	240	29	8	Southern Illinois	Detroit, MI	UFA-09 (BAL)
26	Sheppard, Lito	CB	5-10	194	28	8	Florida	Jacksonville, FL	T-09 (PHI)
46	Simmons, Jack	TE	6-4	246	23	R	Minnesota	Mundelein, IL	FA-09
68	Slauson, Matt	OG	6-5	315	23	R	Nebraska	Colorado Springs, CO	D6-09

NO.	NAME	POS	HT	WT	AGE	EXP	COLLEGE	HOMETOWN	HOW ACQ
16	Smith, Brad	WR	6-2	210	25	4	Missouri	Youngstown, OH	D4a-06
33	Smith, Eric	S	6-1	205	26	4	Michigan State	Groveport, OH	D3b-06
61	Steinkuhler, Ty	DL	6-3	280	24	R	Nebraska	Lincoln, NE	FA-09
27	Strickland, Donald	CB	5-10	185	28	7	Colorado	Redwood City, CA	UFA-09 (SF)
83	Stuckey, Chansi	WR	6-0	196	25	3	Clemson	Warner Robins, GA	D7-07
99	Thomas, Bryan	LB	6-4	266	30	8	Alabama-Birmingham	Birmingham, AL	D1-02
62	Thompson, Tavita	OT	6-5	309	23	R	Oregon State	Honolulu, HI	FA-09
96	Trusnik, Jason	LB	6-4	250	25	3	Ohio Northern	Macedonia, OH	FA-07
75	Turner, Robert	OL	6-4	308	25	2	New Mexico	Austin, TX	FA-07
29	Washington, Leon	RB/KR	5-8	195	27	4	Florida State	Jacksonville, FL	D4b-06
55	Westerman, Jamaal	DE	6-3	255	24	R	Rutgers	Brampton, ON, Canada	FA-09
18	Whittaker, Huey	WR	6-2	220	28	1	South Florida	Springstead, FL	FA-09
22	Woodhead, Danny	RB	5-9	195	24	2	Chadron State	North Platte, NE	FA-08
67	Woody, Damien	OL	6-3	330	31	11	Boston College	Beaverdam, VA	UFA-08 (DET)
15	Wright, Wallace	WR	6-1	197	25	3	North Carolina	Fayetteville, NC	FA-06

2009 NUMERICAL ROSTER

NO.	NAME	POS
2	Raymond, Paul	WR
3	Feely, Jay	K
5	Hodges, Reggie	P
6	Sanchez, Mark	QB
9	Conley, T.J.	P
10	Ainge, Erik	QB
11	Clemens, Kellen	QB
14	Henry, Marcus	WR
15	Wright, Wallace	WR
16	Smith, Brad	WR
17	Davis, Britt	WR
18	Whittaker, Huey	WR
19	Pizzotti, Chris	QB
20	Jones, Thomas	RB
21	Lowery, Dwight	CB
22	Woodhead, Danny	RB
23	Greene, Shonn	RB
24	Revis, Darrelle	DB/PR
25	Rhodes, Kerry	S
26	Sheppard, Lito	CB
27	Strickland, Donald	CB
29	Washington, Leon	RB/KR
30	Coleman, Drew	CB
31	Carroll, Ahmad	DB
32	Christopher, Brock	FB
33	Smith, Eric	S

NO.	NAME	POS
34	Cole, Marquice	CB
36	Leonhard, Jim	S
37	Fitzhugh, Keith	S
38	Cook, Emanuel	S
39	Caulcrick, Jehuu	RB
44	Ihedigbo, James	DB
46	Simmons, Jack	TE
47	Renkart, Brandon	LB
48	Bullock, J'Nathan	TE
49	Richardson, Tony	FB
50	Gholston, Vernon	LB
51	Kobel, Craig	LB
52	Harris, David	LB
53	Izzo, Larry	LB
54	Cummings, Kenwin	LB
55	Westerman, Jamaal	DE
56	Parenton, Michael	C
57	Scott, Bart	LB
60	Ferguson, D'Brickashaw	T
61	Steinkuhler, Ty	DL
62	Thompson, Tavita	OT
63	Kroul, Matt	DL
64	Daniels, Stanley	OL
65	Moore, Brandon	G
66	Faneca, Alan	G
67	Woody, Damien	OL

NO.	NAME	POS
68	Slauson, Matt	OG
69	McKee, Ryan	OT
70	DeVito, Mike	DE
74	Mangold, Nick	C
75	Turner, Robert	OL
76	Kracalik, Michael	OT
77	Jenkins, Kris	DT
78	Hunter, Wayne	OT
79	Pitoitua, Ropati	DE
81	Keller, Dustin	TE
82	Davie, Andrew	TE/LS
83	Stuckey, Chansi	WR
84	Brown, Kareem	TE
85	Dearth, James	TE/LS
87	Clowney, David	WR
88	Franks, Bubba	TE
89	Cotchery, Jerricho	WR
91	Pouha, Sione	DT
92	Ellis, Shaun	DE
93	Douglas, Marques	DE
94	Murrell, Marques	LB
95	Green, Howard	DT
96	Trusnik, Jason	LB
97	Pace, Calvin	LB
98	Potter, Zach	DE
99	Thomas, Bryan	LB

ALL-TIME JETS QUARTERBACKS STARTING RECORDS

		Regular Season					Postseason			
Quarterback	**Years**	**Starts**	**W**	**L**	**T**	**Pct.**	**Starts**	**W**	**L**	**Pct.**
Dick Jamieson	1960-61	1	1	0	0	1.000				
Quincy Carter	2005	3	2	1	0	.667				
Ray Lucas	1997-00	9	6	3	0	.667				
Pat Ryan	1978-89	19	11	8	0	.579	2	1	1	.500
Vinny Testaverde	1998-03	61	35	26	0	.574	3	1	2	.333
Brett Favre	2008	16	9	7	0	.563				
Chad Pennington	2000-07	61	32	29	0	.525	5	2	3	.400
Joe Namath	1965-76	126	61	61	4	.500	3	2	1	.667
Butch Songin	1962	2	1	1	0	.500				
Jack Trudeau	1994	2	1	1	0	.500				
Al Dorow	1960-61	27	13	14	0	.481				
Ken O'Brien	1983-92	106	50	55	1	.476	2	0	2	.000
Richard Todd	1976-83, 86	93	42	50	1	.457	4	2	2	.500
Matt Robinson	1977-79	14	6	8	0	.429				
Dick Wood	1963-64	27	10	15	2	.407				
Mike Taliaferro	1964-67	5	2	3	0	.400				
Neil O'Donnell	1996-97	20	8	12	0	.400				
Kellen Clemens	2006-	8	3	5	0	.375				
Bob Davis	1970-72	8	3	5	0	.375				
John Green	1962-63	8	3	5	0	.375				
Boomer Esiason	1993-95	42	15	27	0	.357				
Lee Grosscup	1962	3	1	2	0	.333				
Rick Mirer	1999	6	2	4	0	.333				
Al Woodall	1969-74	19	5	14	0	.263				
Bubby Brister	1995	4	1	3	0	.250				
Browning Nagle	1991-93	13	3	10	0	.231				
Brooks Bollinger	2005	9	2	7	0	.222				
Frank Reich	1996	7	1	6	0	.143				
Bill Demory	1973	3	1	2	0	.333				
Marty Domres	1977	2	0	2	0	.000				
Tony Eason	1989	2	0	2	0	.000				
Glenn Foley	1994-98	8	1	7	0	.125				
David Norrie	1987	2	0	2	0	.000				
J.J. Jones	1975	1	0	1	0	.000				
Kyle Mackey	1989	1	0	1	0	.000				
Galen Hall	1963	2	0	2	0	.000				
Totals		**740**	**331**	**401**	**8**	**.453**	**19**	**8**	**11**	**.421**

Pat Ryan

2008 REVIEW

2008 NEW YORK JETS FINAL STATISTICS

Date	W-L	Score	Opponent	Attendance
9/7	W	20-14	at Miami	65,589
9/14	L	10-19	New England	78,554
9/22	L	29-48	at San Diego	68,922
9/28	W	56-35	Arizona	78,222
10/12	W	26-14	Cincinnati	78,161
10/19	L	13-16	at Oakland	61,901
10/26	W	28-24	Kansas City	78,037
11/2	W	26-17	at Buffalo	71,827
11/9	W	47-3	St. Louis	78,073
11/13	W	34-31	at New England	68,756
11/23	W	34-13	at Tennessee	69,143
11/30	L	17-34	Denver	78,809
12/7	L	14-24	at San Francisco	67,782
12/14	W	31-27	Buffalo	78,548
12/21	L	3-13	at Seattle	68,181
12/28	L	17-24	Miami	79,454

SCORE BY QUARTER

Jets	102	137	55	108	3	**405**
Opp	60	117	75	101	3	**356**

TEAM STATISTICS

	Jets	Opp
Total First Downs	**308**	**315**
Rushing	94	86
Passing	186	209
Penalty	28	20
3rd Down: Made/Att	81/197	81/210
3rd Down Pct.	41.1%	38.6%
4th Down: Made/Att	9/16	13/18
4th Down Pct.	56.3%	72.2%
Possession Avg.	**30:28**	**29:32**
Total Net Yards	**5,307**	**5,270**
Avg. Per Game	331.7	329.4
Total Plays	981	1020
Avg. Per Play	5.4	5.2
Net Yards Rushing	**2,004**	**1,518**
Avg. Per Game	125.3	94.9
Total Rushes	422	407
Net Yards Passing	**3,303**	**3,752**
Avg. Per Game	206.4	234.5
Sacked/Yards Lost	30/213	41/253
Gross Yards	3516	4005
Attempts/Completions	529/347	572/368
Completion Pct.	65.6%	64.3%
Punts/Average	**59/42.2**	**69/43.4**
Net Punting Avg.	**35.6**	**36.4**
Penalties/Yards	**77/569**	**93/663**
Fumbles/Ball Lost	**22/8**	**37/16**
Touchdowns	**48**	**40**
Rushing	20	10
Passing	22	23
Returns	6	7

Thomas Jones

RUSHING

Player	No	Yds	Avg	Lg	TD
T. Jones	290	1312	4.5	59t	13
L. Washington	76	448	5.9	61t	6
B. Smith	12	113	9.4	36	0
T. Richardson	10	65	6.5	16	0
B. Favre	21	43	2.0	27	1
L. Coles	2	9	4.5	6	0
J. Chatman	5	8	1.6	5	0
J. Cotchery	2	8	4.0	8	0
C. Stuckey	1	1	1.0	1	0
K. Clemens	3	-3	-1.0	-1	0
Jets	**422**	**2004**	**4.7**	**61t**	**20**
Opp.	**407**	**1518**	**3.7**	**35**	**10**

RECEIVING

Player	No	Yds	Avg	Lg	TD
J. Cotchery	71	858	12.1	56t	5
L. Coles	70	850	12.1	54	7
D. Keller	48	535	11.1	54	3
L. Washington	47	355	7.6	40	2
T. Jones	36	207	5.8	19	2
C. Stuckey	32	359	11.2	31	3
C. Baker	21	194	9.2	29	0
B. Smith	12	64	5.3	18	0
B. Franks	6	47	7.8	25	0
J. Chatman	2	5	2.5	3	0
D. Clowney	1	26	26.0	26	0
T. Richardson	1	4	4.0	4	0
A. Carroll	0	11	0	11	0
B. Favre	0	2	0	2	0
D. Revis	0	-1	0	-1	0
Jets	**347**	**3516**	**10.1**	**56t**	**22**
Opp.	**368**	**4005**	**10.9**	**60**	**23**

INTERCEPTIONS

Player	No	Yds	Avg	Lg	TD
D. Revis	5	38	7.6	32t	1
K. Rhodes	2	50	25.0	50	0
H. Poteat	2	47	23.5	41	0
A. Elam	1	92	92.0	92t	1
D. Barrett	1	25	25.0	25t	1
D. Bowens	1	24	24.0	24	0
E. Smith	1	6	6.0	6	0
D. Lowery	1	0	0.0	0	0
Jets	**14**	**282**	**20.1**	**92t**	**3**
Opp.	**23**	**351**	**15.3**	**91t**	**4**

PUNTING

Player	No	Yds	Avg	Net	Tb	In	Lg	Blk
R. Hodges	44	1,884	42.8	35.5	5	14	61	1
B. Graham	14	606	43.3	36.1	0	2	56	0
Jets	**58**	**2,490**	**42.2**	**35.6**	**5**	**16**	**61**	**1**
Opp.	**69**	**2,992**	**43.4**	**36.4**	**9**	**23**	**65**	**0**

PUNT RETURNS

Player	Ret	FC	Yds	Avg	Lg	TD
L.Washington	29	9	303	10.4	37	0
Jets	**29**	**9**	**303**	**10.4**	**37**	**0**
Opp.	**29**	**13**	**288**	**9.9**	**56**	**0**

SCORING

Scoring	TD	Ru	Pa	Rt	PAT	FG	2PT	Pts
Feely	0	0	0	0	39/39	24/28	0	111
Jones	15	13	2	0	0/0	0/0	0	90
Washington	9	6	2	1	0/0	0/0	1	56
Coles	7	0	7	0	0/0	0/0	0	42
Cotchery	5	0	5	0	0/0	0/0	1	32
Stuckey	3	0	3	0	0/0	0/0	0	18
Keller	3	0	3	0	0/0	0/0	0	18
Revis	1	0	0	1	0/0	0/0	0	6
Elam	1	0	0	1	0/0	0/0	0	6
Pace	1	0	0	1	0/0	0/0	0	6
Barrett	1	0	0	1	0/0	0/0	0	6
Ellis	1	0	0	1	0/0	0/0	0	6
Favre	1	1	0	0	0/0	0/0	0	6
Nugent	0	0	0	0	2/2	0/1	0	2
Two-Point Conversions: Jets: 2-7; Opponents: 2-3								
Jets	**48**	**20**	**22**	**6**	**41/41**	**24/29**	**2**	**405**
Opp.	**40**	**10**	**23**	**7**	**37/37**	**25/28**	**2**	**356**

Sacks: Ellis 8, Pace 7, Thomas 5.5, Bowens 4, Jenkins 3.5, Elam 2, Barton 1.5, Mosley 1.5, D. Coleman 1, Harris 1, Poteat 1, Revis 1, Rhodes 1, (group) 1, Barrett 0.5, K. Coleman 0.5, Devito 0.5, Pouha 0.5. **Jets: 41; Opponents: 30.**

Fumbles/Lost: Favre 10/2, Washington 3/2, Cotchery 2/1, Jones 2/1, B. Smith 2/1, Bowens 1/0, Carroll 1/1, Coles 1/0. **Total: 22/8.**

Opponent Fumble Recoveries: C. Pace 4, K. Rhodes 2, D. Revis 2, E. Barton 1, D. Harris 1, S. Ellis 1, B. Thomas 1, H. Poteat 1, E. Smith 1; D. Bowens 1, J. Trusnik 1. **Total: 16.**

KICK RETURNS

Player	No	Yds	Avg	Lg	TD
L. Washington	48	1,231	25.6	94	1
B. Smith	4	39	9.8	26	0
D. Bowens	4	37	9.3	14	0
J. Cotchery	1	54	54.0	54	0
J. Miller	1	22	22.0	22	0
R. Turner	1	9	9.0	9	0
D. Keller	1	9	9.0	9	0
B. Franks	1	6	6.0	6	0
Jets	**61**	**1,407**	**23.1**	**94**	**1**
Opp.	**73**	**1,568**	**21.5**	**44**	**0**

FIELD GOALS

Player	1-19	20-29	30-39	40-49	50+
J. Feely	0/0	9/9	9/12	4/5	2/2
M. Nugent	0/0	0/0	0/1	0/0	0/0
Jets	**0/0**	**9/9**	**9/13**	**4/5**	**2/2**
Opp.	**0/0**	**5/5**	**11/12**	**7/9**	**2/2**

Nugent: (32WR) **Feely:** (31WR,21G)(32G)(20G,30G,44WL)(38G,43G) (40G,52G)(36WL)(37G,26G,37WL,20G,31G)(22G,49G,46G,55G)(22G,34G)(20G, 30G)(30G)(31G)(20G)(28G)

Opponents: ()(21G,37G,28G,27G)(36G,49G)(37B)()(29G,40RU,37G,57G)(30G) (53G,43WL)(37G)(42G,312G,47G)(43G,49G)(25G,35G)(32G)(34G,48G)(31G,38G) (48G)(53G,44G)(49G)(26G, 34G)(46G)(40G).

PASSING

	Att	Cmp	Yds	Cmp%	Yds/Att	TD	TD%	Int	Int%	Lg	Sk/Yds	Rating
B. Favre	522	343	3,472	65.7%	6.7	22	4.2%	22	4.2%	56t	30/213	81.0
K. Clemens	5	3	26	60.0%	5.2	0	0.0%	1	20.0%	11	0/0	34.2
B. Smith	2	1	18	50.0%	9.0	0	0.0%	0	0.0%	18	0/0	81.3
Jets	**529**	**347**	**3,516**	**65.6%**	**6.6**	**22**	**4.2%**	**23**	**4.3%**	**56t**	**30/213**	**80.2**
Opp.	**572**	**368**	**4,005**	**64.3%**	**7.0**	**23**	**4.0%**	**14**	**2.4%**	**60**	**41/253**	**88.1**

DEFENSIVE STATISTICS

Player	Tackles	Solo	Assists	TFL	Sacks/Yds	QH	INT/Yds	PD	FF	FR/Yds
Eric Barton	131	86	45	2	1.5/3.5	5	0	4	1	1/1
David Harris	87	51	36	1	1.0/9	2	0	1	0	1/0
Kerry Rhodes	81	60	21	10	1.0/5	2	2/50	5	0	2/29
Calvin Pace	67	37	30	12	7.0/44.5	9	0	3	5	4/50
Shaun Ellis	66	31	35	6	8.0/50.5	12	0	0	2	1/11
Kenyon Coleman	64	41	23	1	0.5/2.5	2	0	2	0	0
Darrelle Revis	59	45	14	2	1.0/9	1	5/38	15	1	2/0
Dwight Lowery	58	50	8	1	0	0	1/0	17	5	0
Abram Elam	56	43	13	4	2.0/19	1	1/92	3	3	0
Kris Jenkins	53	30	23	8	3.5/20.5	9	0	2	1	0
Bryan Thomas	47	29	18	11	5.5/32	7	0	1	3	1/0
Hank Poteat	35	27	8	1	1.0/6	0	2/47	4	2	1/14
Eric Smith	32	21	11	1	0	0	1/6	4	0	1/0
David Bowens	31	14	17	4	4.0/19	10	1/24	2	2	1/0
Mike DeVito	28	12	16	2	0.5/5	2	0	0	0	0
Sione Pouha	23	14	9	1	0.5/0	1	0	1	0	0
C.J. Mosley	22	11	11	2	1.5/9.5	3	0	2	0	0
Drew Coleman	19	12	7	1	1.0/12	1	0	6	0	0
David Barrett	18	17	1	1	0.5/1	2	1/25	4	0	0
Ty Law	17	10	7	0	0	0	0	3	1	0
Cody Spencer	12	4	8	1	0	0	0	0	0	0
Jason Trusnik	5	2	3	0	0	0	0	0	0	1/0
Vernon Gholston	5	1	4	0	0	1	0	0	0	0
Team	0	0	0	1	1.0/5	0	0	0	1	0
Totals	**873**	**562**	**311**	**73**	**41/253**	**70**	**14/282**	**79**	**27**	**16/105**

Miscellaneous:

Tackles: L. Coles (5), J. Cotchery (5), L. Washington (4), T. Jones (2), D. Keller (2), A. Faneca (1), B.Franks (1), T. Richardson (1), B. Smith (1)

Own Fumble Recoveries: L. Washington (3), B. Favre (2), B. Moore (2), D. Bowens (1- kickoff return), A. Faneca (1), D. Woody (1), J. Cotchery (1)

Touchdowns: D. Barrett (25 int return), D. Revis (32 int return), A. Elam, (92 int return), C. Pace (50 fumble return), S. Ellis (11 fumble return).

Key: TFL= Tackles for Loss; QH = Quarterback Hits; INT = Interception; FF = Forced Fumble; FR = Fumble Recovery; PD = Pass Defensed

SPECIAL TEAMS TACKLES

Player	Totals	Tackles	Assists
Ahmad Carroll	26	23	3
Wallace Wright	26	20	6
Cody Spencer	20	11	9
Brad Smith	17	13	4
Vernon Gholston	12	10	2
Abram Elam	11	10	1
James Ihedigbo	11	8	3
Jason Trusnik	11	7	4
Marques Murrell	10	9	1
David Bowens	10	4	6
Eric Smith	7	6	1
Hank Poteat	6	5	1
Jesse Chatman	5	4	1
Jay Feely	5	4	1
Drew Coleman	3	3	0
James Dearth	3	2	1
Justin Miller	2	0	2
David Clowney	1	1	0
David Barrett	1	0	1
Dwight Lowery	1	0	1
Calvin Pace	1	0	1
Totals	**189**	**140**	**49**

SPECIAL TEAMS BIG PLAYS

Touchdowns (1): L. Washington (92 yard kick-off return, 11/13, at NE)

Blocked Field Goals (1): K. Jenkins (9/28 vs. ARI)

Forced Fumbles (3): A. Carroll (2 - 10/19 at OAK; 12/7 at SF), M. Murrell (12/7 at SF)

Fumble Recoveries (1): V. Gholston (Feely onsides kick, 9/22, at SD), L. Washington (12/7 at SF)

Calvin Pace

Leon Washington

2008 FINAL STANDINGS

AMERICAN FOOTBALL CONFERENCE

AFC EAST

Team	W	L	T	Pct	PF	PA	Home	Road	Div	Conf	Streak
y-Miami Dolphins	11	5	0	.688	345	317	5-3-0	6-2-0	4-2-0	8-4-0	Won 5
New England Patriots	11	5	0	.688	410	309	5-3-0	6-2-0	4-2-0	7-5-0	Won 4
New York Jets	9	7	0	.563	405	356	5-3-0	4-4-0	4-2-0	7-5-0	Lost 2
Buffalo Bills	7	9	0	.438	336	342	3-5-0	4-4-0	0-6-0	5-7-0	Lost 1

AFC NORTH

Team	W	L	T	Pct	PF	PA	Home	Road	Div	Conf	Streak
y-Pittsburgh Steelers	12	4	0	.750	347	223	6-2-0	6-2-0	6-0-0	10-2-0	Won 1
x-Baltimore Ravens	11	5	0	.688	385	244	6-2-0	5-3-0	4-2-0	8-4-0	Won 2
Cincinnati Bengals	4	11	1	.281	204	364	3-4-1	1-7-0	1-5-0	3-9-0	Won 3
Cleveland Browns	4	12	0	.250	232	350	1-7-0	3-5-0	1-5-0	3-9-0	Lost 6

AFC SOUTH

Team	W	L	T	Pct	PF	PA	Home	Road	Div	Conf	Streak
*-Tennessee Titans	13	3	0	.813	375	234	7-1-0	6-2-0	4-2-0	9-3-0	Lost 1
x-Indianapolis Colts	12	4	0	.750	377	298	6-2-0	6-2-0	4-2-0	10-2-0	Won 9
Houston Texans	8	8	0	.500	366	394	6-2-0	2-6-0	2-4-0	5-7-0	Won 1
Jacksonville Jaguars	5	11	0	.313	302	367	2-6-0	3-5-0	2-4-0	3-9-0	Lost 2

AFC WEST

Team	W	L	T	Pct	PF	PA	Home	Road	Div	Conf	Streak
y-San Diego Chargers	8	8	0	.500	439	347	5-3-0	3-5-0	5-1-0	7-5-0	Won 4
Denver Broncos	8	8	0	.500	370	448	4-4-0	4-4-0	3-3-0	5-7-0	Lost 3
Oakland Raiders	5	11	0	.313	263	338	2-6-0	3-5-0	2-4-0	4-8-0	Won 2
Kansas City Chiefs	2	14	0	.125	291	440	1-7-0	1-7-0	2-4-0	2-10-0	Lost 4

NATIONAL FOOTBALL CONFERENCE

NFC EAST

Team	W	L	T	Pct	PF	PA	Home	Road	Div	Conf	Streak
*-New York Giants	12	4	0	.750	427	294	7-1-0	5-3-0	4-2-0	9-3-0	Lost 1
x-Philadelphia Eagles	9	6	1	.594	416	289	6-2-0	3-4-1	2-4-0	7-5-0	Won 1
Dallas Cowboys	9	7	0	.563	362	365	6-2-0	3-5-0	3-3-0	7-5-0	Lost 2
Washington Redskins	8	8	0	.500	265	296	4-4-0	4-4-0	3-3-0	7-5-0	Lost 1

NFC NORTH

Team	W	L	T	Pct	PF	PA	Home	Road	Div	Conf	Streak
y-Minnesota Vikings	10	6	0	.625	379	333	6-2-0	4-4-0	4-2-0	8-4-0	Won 1
Chicago Bears	9	7	0	.563	375	350	6-2-0	3-5-0	4-2-0	7-5-0	Lost 1
Green Bay Packers	6	10	0	.375	419	380	4-4-0	2-6-0	4-2-0	5-7-0	Won 1
Detroit Lions	0	16	0	.000	268	517	0-8-0	0-8-0	0-6-0	0-12-0	Lost 16

NFC SOUTH

Team	W	L	T	Pct	PF	PA	Home	Road	Div	Conf	Streak
y-Carolina Panthers	12	4	0	.750	414	329	8-0-0	4-4-0	4-2-0	8-4-0	Won 1
x-Atlanta Falcons	11	5	0	.688	391	325	7-1-0	4-4-0	3-3-0	8-4-0	Won 3
Tampa Bay Buccaneers	9	7	0	.563	361	323	6-2-0	3-5-0	3-3-0	8-4-0	Lost 4
New Orleans Saints	8	8	0	.500	463	393	6-2-0	2-6-0	2-4-0	5-7-0	Lost 1

NFC WEST

Team	W	L	T	Pct	PF	PA	Home	Road	Div	Conf	Streak
y-Arizona Cardinals	9	7	0	.563	427	426	6-2-0	3-5-0	6-0-0	7-5-0	Won 1
San Francisco 49ers	7	9	0	.438	339	381	4-4-0	3-5-0	3-3-0	5-7-0	Won 2
Seattle Seahawks	4	12	0	.250	294	392	2-6-0	2-6-0	3-3-0	3-9-0	Lost 1
St. Louis Rams	2	14	0	.125	232	465	1-7-0	1-7-0	0-6-0	2-10-0	Lost 10

x-Clinched playoff spot; y-Division champ; *Clinched division and home field advantage

WILD-CARD PLAYOFFS

Saturday, January 3, 2009
Arizona Cardinals 30, Atlanta Falcons 24
San Diego Chargers 23, Indianapolis Colts 17

Sunday, January 4, 2009
Baltimore Ravens 27, Miami Dolphins 9
Philadelphia Eagles 26, Minnesota Vikings 14

DIVISONAL PLAYOFFS

Saturday, January 10, 2009
Baltimore Ravens 13, Tennessee Titans 10
Arizona Cardinals 33, Carolina Panthers 13

Sunday, January 11, 2009
Philadelphia Eagles 23, N.Y. Giants 11
Pittsburgh Steelers 35, San Diego Chargers 24

CONFERENCE CHAMPIONSHIPS

Sunday, January 18, 2009
Arizona Cardinals 32, Philadelphia Eagles 25
Pittsburgh Steelers 23, Baltimore Ravens 14

SUPER BOWL XLIII

Sunday, February 1, 2009
Tampa, Florida
Pittsburgh Steelers 27, Arizona Cardinals 23

2008 GAME-BY-GAME STATISTICS

OFFENSE

	First Downs				Offense			Net Passing						Net Rushing				Pen		Fum		
Game	T	R	P	PN	Att	Yds	Avg	A	C	I	Yds	TD	SK	AT	Yds	Avg	TD	No	Yds	No	Lst	T.O.P.
at MIA 9/7	15	6	7	2	56	293	5.2	22	15	0	181	2	3	31	112	3.6	1	7	40	3	1	31:01
NE 9/14	12	3	9	0	49	256	5.2	26	18	1	152	1	2	21	104	5.0	0	6	60	0	0	28:25
at SD 9/22	21	2	17	2	63	308	4.9	47	33	3	267	3	3	13	41	3.2	0	2	5	2	1	27:40
ARI 9/28	23	6	14	3	62	373	6.0	34	24	1	284	6	2	26	89	3.4	0	4	61	0	0	29:00
CIN 10/12	19	4	14	1	62	252	4.1	33	25	2	166	1	2	27	86	3.2	2	4	25	1	1	35:18
at OAK 10/19	23	12	8	3	74	418	5.6	38	21	2	176	0	3	33	242	7.3	1	7	60	4	1	36:51
KC 10/26	22	4	17	1	66	420	6.4	41	28	3	285	2	1	24	135	5.6	2	4	20	1	0	33:16
at BUF 11/2	16	6	10	0	53	297	5.6	28	19	1	201	0	0	25	96	3.8	1	5	34	1	0	29:56
STL 11/9	24	15	7	2	62	373	6.0	19	14	0	167	1	0	43	206	4.8	3	5	24	1	0	37:03
at NE 11/13	23	4	16	3	75	375	5.0	33	26	0	235	2	3	39	140	3.6	1	4	25	1	1	39:18
at TEN 11/23	28	9	14	5	73	409	5.6	32	25	1	217	2	2	39	192	4.9	2	3	27	2	1	40:30
DEN 11/30	22	4	14	4	64	383	6.0	43	23	1	241	0	2	19	142	7.5	2	4	25	3	1	28:05
at SF 12/7	10	4	6	0	46	182	4.0	31	20	1	123	0	3	12	59	4.9	2	8	57	1	0	20:11
BUF 12/14	18	8	10	0	54	372	6.9	30	17	2	207	1	0	24	165	6.9	2	3	25	0	0	24:31
at SEA 12/21	16	5	10	1	60	265	4.4	31	18	2	150	0	4	25	115	4.6	0	6	45	0	0	30:24
MIA 12/28	16	2	13	1	62	331	5.3	41	21	3	251	1	0	21	80	3.8	1	5	36	2	1	26:12
Total	**308**	**94**	**186**	**28**	**981**	**5,307**	**5.4**	**529**	**347**	**23**	**3,303**	**22**	**30**	**422**	**2,004**	**4.7**	**20**	**77**	**569**	**22**	**8**	**30:28**

OPPONENTS

	First Downs				Offense			Net Passing						Net Rushing				Pen		Fum		
Game	T	R	P	PN	Att	Yds	Avg	A	C	I	Yds	TD	SK	Att	Yds	Avg	TD	No	Yds	No	Lst	T.O.P.
at MIA 9/7	18	2	15	1	64	277	4.3	43	26	1	228	2	4	17	49	2.9	0	4	59	3	0	28:59
NE 9/14	18	6	10	2	59	260	4.4	23	16	0	156	0	4	32	104	3.3	1	2	10	0	0	31:35
at SD 9/22	20	8	12	0	60	357	6.0	25	19	1	250	3	0	35	107	3.1	2	6	37	0	0	32:20
ARI 9/28	33	5	26	2	77	468	6.1	57	40	3	426	2	5	15	42	2.8	3	11	71	5	4	31:00
CIN 10/12	13	3	10	0	59	171	2.9	33	20	0	128	0	5	21	43	2.0	1	4	23	2	1	24:42
at OAK 10/19	19	7	10	2	70	344	4.9	30	17	0	191	1	2	38	153	4.0	0	14	85	2	0	35:39
KC 10/26	17	3	14	0	60	330	5.5	36	25	0	250	2	4	20	80	4.0	0	4	39	0	0	26:44
at BUF 11/2	18	3	13	2	57	292	5.1	35	24	2	262	1	5	17	30	1.8	0	7	45	3	1	30:04
STL 11/9	11	2	6	3	46	200	4.3	23	11	2	120	0	2	21	80	3.8	0	4	25	3	3	22:57
at NE 11/13	26	7	18	1	79	511	6.5	51	30	0	386	3	3	25	125	5.0	0	5	29	2	1	28:32
at TEN 11/23	16	1	14	1	51	281	5.5	39	21	0	236	1	1	11	45	4.1	0	8	60	2	1	19:30
DEN 11/30	23	9	14	0	68	484	7.1	43	27	1	357	2	0	25	127	5.1	1	6	64	0	0	31:55
at SF 12/7	25	6	15	4	74	375	5.1	39	28	1	275	2	2	33	100	3.0	0	3	25	5	1	39:49
BUF 12/14	23	9	14	0	74	306	4.1	39	24	3	119	1	3	32	187	5.8	2	4	33	4	1	35:29
at SEA 12/21	17	7	9	1	61	295	4.8	25	18	0	175	1	0	36	120	3.3	0	5	28	3	2	29:36
MIA 12/28	18	8	9	1	61	319	5.2	31	22	0	193	2	1	29	126	4.3	0	6	30	3	1	33:48
Total	**315**	**86**	**209**	**20**	**1,020**	**5,270**	**5.2**	**572**	**368**	**14**	**3,752**	**23**	**41**	**407**	**1,518**	**3.7**	**10**	**93**	**663**	**37**	**16**	**29:32**

2008 QUARTER-BY-QUARTER SCORING

			JETS						OPPONENTS					
Date	Opp.	W-L	1st	2nd	3rd	4th	OT	Total	1st	2nd	3rd	4th	OT	Total
9/7	at MIA	W	7	6	7	0	-	20	0	7	0	7	-	14
9/14	NE	L	0	3	0	7	-	10	3	3	10	3	-	19
9/22	at SD	L	7	7	0	15	-	29	10	21	7	10	-	48
9/28	ARI	W	0	34	0	22	-	56	0	0	21	14	-	35
10/12	CIN	W	7	10	3	6	-	26	7	7	0	0	-	14
10/19	at OAK	L	3	0	0	10	0	13	3	0	7	3	3	16
10/26	KC	W	7	7	7	7	-	28	0	14	3	7	-	24
11/2	at BUF	W	13	0	10	3	-	26	7	0	3	7	-	17
11/9	STL	W	17	23	0	7	-	47	0	0	3	0	-	3
11/13	at NE	W	10	14	0	7	3	34	3	10	8	10	0	31
11/23	at TEN	W	7	3	10	14	-	34	0	3	0	10	-	13
11/30	DEN	L	7	7	3	0	-	17	17	10	0	7	-	34
12/7	at SF	L	0	7	7	0	-	14	7	7	0	10	-	24
12/14	BUF	W	14	7	0	10	-	31	3	14	3	7	-	27
12/21	at SEA	L	3	0	0	0	-	3	0	7	3	3	-	13
12/28	MIA	L	0	9	8	0	-	17	0	14	7	3	-	24
Totals		**9-7**	**102**	**137**	**55**	**108**	**3**	**405**	**60**	**117**	**75**	**101**	**3**	**356**

Dustin Keller

SUPERLATIVES

JETS SINGLE-GAME TEAM HIGHS & LOWS

	HIGH		LOW	
Yards/First Downs				
Total Net Yards	420	KC 10/26	182	at SF 12/7
Total Plays	75	at NE 11/13	46	at SF 12/7
First Downs	28	at TEN 11/23	10	at SF 12/7
Rushing				
Rushing Yards	242	at OAK 10/19	41	at SD 9/22
Rushing Attempts	43	STL 11/9	12	at SF 12/7
Average Gain/Rush	7.5	DEN 11/30	3.2	2, last CIN 10/12
Passing				
Net Passing Yards	285	KC 10/26	123	at SF 12/7
Pass Attempts	47	at SD 9/22	19	vs. STL 11/9
Pass Completions	33	at SD 9/22	14	vs. STL 11/9
Average Gain/Pass	8.8	STL 11/9	3.6	at SF 12/7
Passes Intercepted	3	3, last MIA 12/28	0	3, last at NE 11/13
Sacks Allowed	4	at SEA 12/21	0	3, last BUF 12/14
Fumbles				
Fumbles Lost	1	8, last MIA 12/28	0	5, last atSEA12/21
Penalties				
Penalties	8	at SF 12/7	2	at SD 9/22
Yards Penalized	60	at OAK 10/19	5	at SD 9/22
Points/Time of Possession				
Points	56	ARI 9/28	3	at SEA 12/21
Touchdowns	7	ARI 9/28	0	at SEA 12/21
Time of Possession	40:30	at TEN 11/23	20:11	at SF 12/7

OPPONENTS SINGLE-GAME TEAM HIGHS & LOWS

	HIGH		LOW	
Yards/First Downs				
Total Net Yards	511	at NE 11/13	171	CIN 10/12
Total Plays	79	at NE 11/13	46	STL 11/9
First Downs	33	ARI 9/28	11	STL 11/9
Rushing				
Rushing Yards	187	BUF 12/14	30	at BUF 11/2
Rushing Attempts	38	at OAK 10/19	11	TEN 11/23
Average Gain/Rush	5.8	BUF 12/14	1.8	at BUF 11/2
Passing				
Net Passing Yards	426	ARI 9/28	119	BUF 12/14
Pass Attempts	57	ARI 9/28	23	2, last STL 11/9
Pass Completions	40	ARI 9/28	11	STL 11/9
Average Gain/Pass	10.0	at SD 9/22	2.8	BUF 12/14
Passes Intercepted	3	2, last BUF 12/14	0	8, last MIA 12/28
Sacks Allowed	5	3, last at BUF 11/2	0	3, last atSEA12/21
Fumbles				
Fumbles Lost	4	ARI 9/28	0	4, last DEN 11/30
Penalties				
Penalties	14	at OAK 10/19	2	NE 9/14
Yards Penalized	85	at OAK 10/19	10	NE 9/14
Points/Time of Possession				
Points	48	at SD 9/22	3	STL 11/9
Touchdowns	6	at SD 9/22	0	STL 11/9
Time of Possession	39:49	at SF 12/7	19:30	at TEN 11/23

Jerricho Cotchery

Kris Jenkins

JETS SINGLE-GAME INDIVIDUAL BESTS

Rushing		
Yards Rushing	159	Thomas Jones at OAK 10/19
Rushing Attempts	30	Thomas Jones at NE 11/13
Longest Run	61t	Leon Washington at TEN 11/23
Longest TD Run	61	Leon Washington at TEN 11/23
Passing		
Yards Passing (gross)	290	Brett Favre vs. KC 10/26
Passes Attempted	43	Brett Favre vs. DEN 11/30
Passes Completed	30	Brett Favre at SD 9/22
TD Passes	6	Brett Favre vs. ARI 9/28
Receiving		
Yards Receiving	107	Dustin Keller vs. STL 11/9
Receptions	10	Jerricho Cotchery at SD 9/22
Longest Completion	56t	B. Favre to J. Cotchery at MIA 9/7
Longest TD Pass	56	B. Favre to J. Cotchery at MIA 9/7
Special Teams		
Longest Kick Return	94	Leon Washington at SD 9/22
Longest Punt	61	Reggie Hodges vs. BUF 12/14
Longest Punt Return	37	Leon Washington vs. KC 10/26
Longest Field Goal	55	Jay Feely vs. STL 11/9
Longest FG Att.	55	Jay Feely vs. STL 11/9
Most Tackles	17	Eric Barton at NE 11/13
QB Sacks	2	3 times, last Calvin Pace vs. BUF 12/14
Interceptions	2	Darrelle Revis vs. ARI 9/28
Longest INT for a TD	92	Abram Elam at BUF 11/2

OPPONENTS SINGLE-GAME INDIVIDUAL BESTS

Rushing		
Yards Rushing	129	Peyton Hillis DEN 11/30
Rushing Attempts	29	Maurice Morris SEA 12/21
Longest Run	35	Marshawn Lynch BUF 12/14
Longest TD Run	11	Fred Jackson BUF 12/14
Passing		
Yards Passing (gross)	472	Kurt Warner ARI 9/28
Passes Attempted	57	Kurt Warner ARI 9/28
Passes Completed	40	Kurt Warner ARI 9/28
TD Passes	3	2 times, last Matt Cassel at NE 11/13
Receiving		
Yards Receiving	122	S. Breaston, L. Fitzgerald ARI 9/28
Receptions	10	A. Boldin ARI 9/28
Longest Completion	60	P. Rivers to V. Jackson at SD 9/22
Longest TD Pass	59	J. Cutler to Eddie Royal DEN 11/30
Special Teams		
Longest Kick Return	44	Leodis McKelvin at BUF 11/2
Longest Punt	65	Brandon Fields MIA 12/28
Longest Punt Return	56	Roscoe Parrish BUF 12/14
Longest Field Goal	57	Sebastian Janikowski at OAK 10/19
Longest FG Att.	57	Sebastian Janikowski at OAK 10/19
Most Tackles	20	Jerod Mayo at NE 11/13
QB Sacks	2	2 times, last Trevor Scott at OAK 10/19
Interceptions	2	3 times, last Andre Goodman MIA 12/28
Longest INT for a TD	91	Brandon Flowers KC 10/26

OFFENSIVE STARTERS

Game	QB	RB	FB	TE	WR	WR	LT	LG	C	RG	RT
at MIA 9/7	Favre	T. Jones	Franks (TE)	Baker	Coles	Cotchery	Ferguson	Faneca	Mangold	Moore	Woody
NE 9/14	Favre	T. Jones	Franks (TE)	Baker	Coles	Cotchery	Ferguson	Faneca	Mangold	Moore	Woody
at SD 9/22	Favre	T. Jones	Richardson	Baker	Coles	Cotchery	Ferguson	Faneca	Mangold	Moore	Woody
ARI 9/28	Favre	Washington	Stuckey (WR)	Keller	Coles	Cotchery	Ferguson	Faneca	Mangold	Moore	Woody
CIN 10/12	Favre	T. Jones	Franks (TE)	Baker	Coles	Cotchery	Ferguson	Faneca	Mangold	Moore	Woody
at OAK 10/19	Favre	B. Smith(WR)	Stuckey (WR)	Baker	Coles	Cotchery	Ferguson	Faneca	Mangold	Moore	Woody
KC 10/26	Favre	T. Jones	Richardson	Keller	Coles	Cotchery	Ferguson	Faneca	Mangold	Moore	Woody
at BUF 11/2	Favre	T. Jones	Keller (TE)	Baker	Coles	Cotchery	Ferguson	Faneca	Mangold	Moore	Woody
STL 11/9	Favre	T. Jones	Richardson	Keller	Coles	Cotchery	Ferguson	Faneca	Mangold	Moore	Woody
at NE 11/13	Favre	T. Jones	Richardson	Baker	Coles	Cotchery	Ferguson	Faneca	Mangold	Moore	Woody
at TEN 11/23	Favre	T. Jones	Richardson	Baker	Coles	Cotchery	Ferguson	Faneca	Mangold	Moore	Woody
DEN 11/30	Favre	T. Jones	Richardson	Baker	Coles	Cotchery	Ferguson	Faneca	Mangold	Moore	Woody
at SF 12/7	Favre	T. Jones	Keller (TE)	Baker	Coles	Cotchery	Ferguson	Faneca	Mangold	Moore	Woody
BUF 12/14	Favre	T. Jones	Keller (TE)	Baker	Coles	Cotchery	Ferguson	Faneca	Mangold	Moore	Woody
at SEA 12/21	Favre	T. Jones	Franks (TE)	Baker	Coles	Cotchery	Ferguson	Faneca	Mangold	Moore	Woody
MIA 12/28	Favre	T. Jones	Richardson	Baker	Coles	Cotchery	Ferguson	Faneca	Mangold	Moore	Woody

Brandon Moore

Darrelle Revis

DEFENSIVE STARTERS

Game	DE	NT	DE	OLB	ILB	ILB	OLB	CB	S	S	CB
at MIA 9/7	Ellis	Jenkins	K. Coleman	Thomas	Barton	Harris	Pace	Revis	Rhodes	E. Smith	Lowery
NE 9/14	Ellis	Jenkins	K. Coleman	Thomas	Barton	Harris	Pace	Revis	Rhodes	E. Smith	Lowery
at SD 9/22	Ellis	Jenkins	K. Coleman	Thomas	Barton	Harris	Pace	Revis	Rhodes	Barrett	Lowery
ARI 9/28	Ellis	Jenkins	K. Coleman	Thomas	Barton	Harris	Pace	Revis	Rhodes	E. Smith	Lowery
CIN 10/12	Ellis	Jenkins	K. Coleman	Thomas	Barton	Harris	Pace	Revis	Rhodes	Elam	Lowery
at OAK 10/19	Ellis	Jenkins	K. Coleman	Thomas	Barton	Harris	Pace	Revis	Rhodes	E. Smith	Lowery
KC 10/26	Ellis	Jenkins	K. Coleman	Thomas	Barton	Harris	Pace	Revis	Rhodes	E. Smith	Lowery
at BUF 11/2	Ellis	Jenkins	K. Coleman	Thomas	Barton	Bowens	Pace	Revis	Rhodes	Elam	Lowery
STL 11/9	Ellis	Jenkins	K. Coleman	Thomas	Barton	Bowens	Pace	Revis	Rhodes	Elam	Lowery
at NE 11/13	Ellis	Jenkins	K. Coleman	Thomas	Barton	Bowens	Pace	Revis	Rhodes	Elam	Lowery
at TEN 11/23	Ellis	Jenkins	K. Coleman	Thomas	Barton	Bowens	Pace	Revis	Rhodes	Elam	Law
DEN 11/30	Ellis	Jenkins	K. Coleman	Thomas	Barton	Bowens	Pace	Revis	Rhodes	Elam	Law
at SF 12/7	Ellis	Jenkins	K. Coleman	Thomas	Barton	Harris	Pace	Revis	Rhodes	Elam	Law
BUF 12/14	Ellis	Jenkins	Mosley	Poteat (DB)	Barton	Harris	Pace	Revis	Rhodes	E. Smith	Law
at SEA 12/21	Ellis	Jenkins	K. Coleman	Thomas	Barton	Harris	Pace	Revis	Rhodes	Elam	Law
MIA 12/28	Ellis	Jenkins	K. Coleman	Thomas	Barton	Harris	Pace	Revis	Rhodes	Elam	Law

at

JETS 20, DOLPHINS 14

SEPT. 7, 2008 - Dolphins Stadium - Attendance: 68,859 - Time: 3:02
WEATHER: 88º, Humidity 59%, Wind ENE 14 mph

Team	1st	2nd	3rd	4th	OT	Final
Jets	7	6	7	0	-	20
Dolphins	0	7	0	7	-	14

FIELD GOALS	(made( ) & missed)
M. Nugent	32WR

SCORING SUMMARY

				NYJ	MIA
JETS	1	8:42	Cotchery 56 yard pass from Favre (Nugent) (1-56, 0:10)	7	0
DOLPHINS	2	12:41	Fasano 5 yard pass from Pennington (Carpenter)(11-78, 5:50)	7	7
JETS	2	6:52	Stuckey 22 yard pass from Favre (pass failed) (11-60, 5:49)	13	7
JETS	3	1:08	Jones 6 yard run (Nugent) (9-69, 5:51)	20	7
DOLPHINS	4	3:27	Martin 11 yard pass from Pennington (Carpenter) (8-53, 3:21)	20	14

STARTING LINEUPS

NEW YORK JETS

Offense			Defense		
WR	87	Coles	LE	92	Ellis
LT	60	Ferguson	NT	77	Jenkins
LG	66	Faneca	RE	93	K. Coleman
C	74	Mangold	OLB	99	Thomas
RG	65	Moore	ILB	50	Barton
RT	67	Woody	ILB	52	Harris
TE	86	Baker	OLB	97	Pace
WR	89	Cotchery	LCB	24	Revis
QB	4	Favre	RCB	34	Lowery
TE	88	Franks	S	33	E. Smith
RB	20	Jones	S	25	Rhodes

MIAMI DOLPHINS

Offense			Defense		
WR	19	Ginn	LE	70	Langford
LT	77	Long	NT	95	Ferguson
LB	65	Smiley	RE	91	Holliday
C	64	Satele	SLB	98	Roth
RG	66	Thomas	ILB	52	Crowder
RT	72	Carey	ILB	51	Ayodele
TE	80	Fasano	WLB	55	Porter
WR	83	Camarillo	LCB	25	Allen
QB	10	Pennington	RCB	21	Goodman
TE	88	Martin	FS	20	Crocker
RB	34	Williams	SS	37	Bell

JETS SUBSTITUTIONS

K 1 Nugent, P 7 Graham, WR 15 Wright, WR 16 B. Smith, S 27 Elam, RB/KR 29 Washington, CB 30 D.Coleman, DB 31 Carroll, CB, 36 Barrett, FB 49 Richardson, LB 53 Spencer, LB 56 Gholston, DT 69 Mosley, DE 70 DeVito, TE 81 Keller, WR 83 Stuckey, TE/LS 85 Dearth, DT 91 Pouha, LB 94 Murrell, LB 96 Bowens

OFFICIALS

Referee — Mike Carey (94) Umpire — Dan Ferrell (64) Head Linesman — Dana McKenzie (8) Line Judge — Tom Barnes (55) Field Judge — Buddy Horton (82) Side Judge — Don Carlsen (39) Back Judge — Don Carey (126) Replay — Tommy Moore

GAME NOTES

Brett Favre started his 254th consecutive regular-season start and 276th consecutive start overall...**Jerricho Cotchery** recorded his longest reception and touchdown reception in the regular season since his 71-yard touchdown reception vs NE, 9/17/06...**Chansi Stuckey** logged his first career reception and first career touchdown, a 22-yard reception from Favre...**Bubba Franks'** 14-yard reception was his first as a Jet...**Shaun Ellis**' first quarter sack gave him 54.5 in his career, moving him into fourth place all-time for the Jets...**Bryan Thomas**' two sacks tied his career high...**Thomas Jones** eclipsed 100 yards for the 23rd time overall and fifth time as a Jet...**Darrelle Revis**' fourth-quarter interception in the end zone with five seconds remaining was the fourth of his career...**Chris Baker's** 29-yard reception in the third quarter was his longest since 2005, when he had a 30-yard reception vs. JAC, 9/25/05...**Calvin Pace** registered his first sack as a Jet on first-and-goal at the 10 in the fourth quarter...Dolphins QB **Chad Pennington** started his first NFL game in a uniform other than the Jets, his 43 pass attempts tied for the second-highest single-game total of his career.

FINAL INDIVIDUAL STATISTICS

NEW YORK JETS

RUSHING	ATT	YDS	AVG	LG	TD
T. Jones	22	101	4.6	14	1
L. Washington	6	9	1.5	5	0
B. Favre	3	2	0.7	3	0
Total	**31**	**112**	**3.6**	**14**	**1**

PASSING	ATT	CMP	YDS	SK/YD	TD	LG	IN	RT
B. Favre	22	15	194	3/13	2	56	0	125.9

PASS RECEIVING	NO	YDS	AVG	LG	TD
J. Cotchery	3	80	26.7	56	1
T. Jones	3	2	0.7	4	0
C. Stuckey	2	37	18.5	22	1
C. Baker	2	34	17.0	29	0
B. Franks	2	19	9.5	14	0
L. Washington	2	17	8.5	13	0
L. Coles	1	5	5.0	5	0
Total	**15**	**194**	**12.9**	**56**	**2**

INTERCEPTIONS	NO	YDS	AVG	LG	TD
D. Revis	1	0	0.0	0	0

PUNTING	NO	YDS	AVG	NET	TB	IN20	LG
B. Graham	6	272	45.3	39.0	0	0	56

PUNT RETURNS	NO	YDS	AVG	FC	LG	TD
L. Washington	5	64	12.8	1	20	0

KICKOFF RETURNS	NO	YDS	AVG	FC	LG	TD
L. Washington	1	10	10.0	0	10	0

MIAMI DOLPHINS

RUSHING	ATT	YDS	AVG	LG	TD
R. Williams	10	24	2.4	6	0
R. Brown	6	23	3.8	7	0
T. Ginn	1	2	2.0	2	0
Total	**17**	**49**	**2.9**	**7**	**0**

PASSING	ATT	CMP	YDS	SK/YD	TD	LG	IN	RT
C. Pennington	43	26	251	4/23	2	24	1	82.6

PASS RECEIVING	NO	YDS	AVG	LG	TD
A. Fasano	8	84	10.5	17	1
D. Martin	4	53	13.3	24	1
R. Williams	4	15	3.8	15	0
G. Camarillo	3	37	12.3	17	0
R. Brown	3	28	9.3	13	0
T. Ginn	2	17	8.5	14	0
P. Cobbs	1	9	9.0	9	0
D. Bess	1	8	8.0	8	0
Total	**26**	**251**	**9.7**	**24**	**2**

INTERCEPTIONS	NO	YDS	AVG	LG	TD
None					

PUNTING	NO	YDS	AVG	NET	TB	IN20	LG
B. Fields	7	278	39.7	30.6	0	1	54

PUNT RETURNS	NO	YDS	AVG	FC	LG	TD
T. Ginn	3	13	4.3	0	9	0
D. Bess	1	25	25.0	0	25	0
Returns	**4**	**38**	**9.5**	**0**	**25**	**0**

KICKOFF RETURNS	NO	YDS	AVG	FC	LG	TD
D. Bess	1	21	21.0	0	21	0
P. Cobbs	1	20	20.0	0	20	0
S. Ryan	1	14	14.0	0	14	0
I. Ndukwe	1	14	14.0	0	14	0
Returns	**4**	**69**	**17.3**	**0**	**21**	**0**

FINAL TEAM STATISTICS

	JETS	DOLPHINS
TOTAL FIRST DOWNS	15	18
By Rushing	6	2
By Passing	7	15
By Penalty	2	1
THIRD DOWN EFFICIENCY	5-13-38%	3-13-23%
FOURTH DOWN EFFICIENCY	1-1-100%	1-2-50%
TOTAL NET YARDS	293	277
Total Off. Plays (inc. times thrown passing)	56	64
Average gain per offensive play	5.2	4.3
NET YARDS RUSHING	112	49
Total Rushing Plays	31	17
Average gain per rushing play	3.6	2.9
Tackles for a loss – number and yards	3-7	1-1
NET YARDS PASSING	181	228
Times thrown – yards lost attempting to pass	3-13	4-23
Gross yards passing	194	251
ATT-COMP-HAD INTERCEPTED	22-15-0	43-26-1
Average gain/pass play (inc. # thrown passing)	7.2	4.9
KICKOFFS Number-In End Zone-Touchbacks	4-0-0	3-1-1
PUNTS Number and Average	6-45.3	7-39.7
Had Blocked	0	0
FGs – PATs Had Blocked	0-0	0-0
Net punting average	39.0	30.6
TOTAL RETURN YDS (Not Including Kickoffs)	64	38
No. and Yards Punt Returns	5-64	4-38
No. and Yards Kickoff Returns	1-10	4-69
No. and Yards Interception Returns	1-0	0-0
PENALTIES Number and Yards	7-40	4-59
FUMBLES Number and Lost	3-1	3-0
TOUCHDOWNS	3	2
Rushing	1	0
Passing	2	2
EXTRA POINTS Made-Attempts	2-3	2-2
Kicking Made-Attempts	2-2	2-2
Passing Made-Attempts	0-1	0-0
FIELD GOALS Made-Attempts	0-1	0-0
RED ZONE EFFICIENCY	2-3-67%	2-4-50%
GOAL TO GO EFFICIENCY	0-0-0%	1-2-50%
SAFETIES	0	0
FINAL SCORE	20	14
TIME OF POSSESSION	31:01	28:59

DEFENSIVE STATISTICS

Player	TT	S	A	S-yds	I-yds	PD	FF	FR
D. Harris	11	5	6	0-0	0-0	0	0	0
E. Smith	7	6	1	0-0	0-0	1	0	0
K. Rhodes	6	4	2	0-0	0-0	1	0	0
D. Revis	5	2	3	0-0	1-0	1	0	0
S. Ellis	4	2	2	1-4	0-0	0	0	0
D. Lowery	4	3	1	0-0	0-0	3	0	0
C. Pace	4	2	2	1-6	0-0	0	0	0
E. Barton	3	2	1	0-0	0-0	0	0	0
M. DeVito	2	1	1	0-0	0-0	0	0	0
K. Jenkins	2	2	0	0-0	0-0	0	0	0
S. Pouha	2	2	0	0-0	0-0	0	0	0
B. Thomas	2	0	2	2-13	0-0	0	0	0
D. Barrett	1	1	0	0-0	0-0	0	0	0
D. Coleman	1	1	0	0-0	0-0	0	0	0
K. Coleman	1	0	1	0-0	0-0	0	1	0
C. Mosley	1	1	0	0-0	0-0	0	0	0

at

PATRIOTS 19, JETS 10

SEPT. 14, 2008 - The Meadowlands - Attendance: 78,554 - Time: 2:41
WEATHER: 90º, Humidity 54%, Wind SSW 12 mph

Team	1st	2nd	3rd	4th	OT	Final
Patriots	3	3	10	3	-	**19**
Jets	0	3	0	7	-	**10**

FIELD GOALS	(made( ) & missed)
S. Gostkowski	(21) (37) (28) (27)
J. Feely	31WR (21)

SCORING SUMMARY

				NE	NYJ
PATRIOTS	1	3:00	S. Gostkowski 21 FG (12-76, 5:57)	3	0
PATRIOTS	2	13:16	S. Gostkowski 37 FG (9-29, 3:28)	6	0
JETS	2	7:28	J. Feely 21 FG (11-77, 5:48)	6	3
PATRIOTS	3	6:20	S. Morris 1 yard run (Gostkowski) (6-31, 3:00)	13	3
PATRIOTS	3	0:17	S. Gostkowski 28 FG (9-30, 4:32)	16	3
JETS	4	10:18	C. Stuckey 2 yard pass from B. Favre (Feely) (10-80, 4:59)	16	10
PATRIOTS	4	5:18	S. Gostkowski 27 FG (11-71, 5:00)	19	10

STARTING LINEUPS

NEW ENGLAND PATRIOTS

Offense			Defense		
WR	83	Welker	LE	94	Warren
LT	72	Light	NT	75	Wilfork
LG	70	Mankins	RE	93	Seymour
C	67	Koppen	OLB	50	Vrabel
RG	71	Hochstein	ILB	51	Mayo
RT	77	Kaczur	ILB	54	Bruschi
TE	86	D. Thomas	OLB	96	A.Thomas
WR	81	Moss	LCB	29	Sanders
QB	16	Cassel	RCB	27	Hobbs
RB	39	Maroney	SS	37	Harrison
FB	44	Evans	FS	36	Sanders

NEW YORK JETS

Offense			Defense		
WR	87	Coles	LE	92	Ellis
LT	60	Ferguson	NT	77	Jenkins
LG	66	Faneca	RE	93	K. Coleman
C	74	Mangold	OLB	99	B. Thomas
RG	65	Moore	ILB	50	Barton
RT	67	Woody	ILB	52	Harris
TE	86	Baker	OLB	97	Pace
WR	89	Cotchery	LCB	24	Revis
QB	4	Favre	RCB	34	Lowery
TE	88	Franks	S	33	E.Smith
RB	20	Jones	S	25	Rhodes

JETS SUBSTITUTIONS

K 3 Feely, P 7 Graham, WR 15 Wright, WR 16 B.Smith, S 27 Elam, RB/KR 29 Washington, CB 30 D.Coleman, DB 31 Carroll, CB 36 Barrett, FB 49 Richardson, LB 53 Spencer, LB 56 Gholston, DT 69 Mosley, DE 70 DeVito, T 78 Hunter, TE 81 Keller, WR 83 Stuckey, TE/LS 85 Dearth, DT 91 Pouha, LB 94 Murrell, LB 96 Bowens

OFFICIALS

Referee — John Parry (132) Umpire — Carl Madsen (92) Head Linesman — Derick Bowers (74) Line Judge — Ron Marinucci (107) Field Judge — Craig Wrolstad (4) Side Judge — Keith Washington (7) Back Judge — Perry Paganelli (46) Replay — Jim Blackwood

GAME NOTES

The Jets last started 1-1 in 2006, **Eric Mangini's** first year as head coach, when the team finished 10-6 and earned a postseason berth as a Wild Card...**Brett Favre's** touchdown pass was the 445th of his career...**Chansi Stuckey** led the Jets with four receptions for 43 yards, including a two-yard touchdown pass, his second scoring reception of the season...**Laveranues Coles**' 54-yard reception marked his longest catch since 10/21/07 at CIN... He logged three receptions for 72 yards in the game and now has 565 career receptions, tying him with **Ed McCaffrey** for 65th all-time... **David Barrett** combined with **Calvin Pace** on a sack of **Matt Cassel,** making it Barrett's first time he was credited with any type of sack in his nine-year career...**Kris Jenkins** sacked Cassel in the third-quarter, his first as a Jet...**Bryan Thomas**' third-quarter sack of Cassel gave him three sacks on the season, surpassing his 2007 total of 2.5...**Thomas Jones**' 6,674 career rushing yards put him past Mark Van Eeghan for 56th all-time..**Dustin Keller** recorded his first reception as a Jet, a 19-yarder from Favre...**James Dearth** played in his 114th consecutive game, tying him with **John Schmitt** for seventh all-time in Jets history...**Jay Feely** scored four points in his first game as a Jet, he hit one-of-two field goals and an extra point.

FINAL INDIVIDUAL STATISTICS

NEW ENGLAND PATRIOTS

RUSHING	ATT	YDS	AVG	LG	TD
L. Jordan	11	62	5.6	11	0
L. Maroney	8	16	2.0	6	0
K. Faulk	3	16	5.3	7	0
M. Cassel	1	7	7.0	7	0
H. Evans	1	3	3.0	3	0
S. Morris	8	0	0.0	3	1
Total	**32**	**104**	**3.3**	**11**	**1**

PASSING	ATT	CMP	YDS	SK/YD	TD	LG	IN	RT
M. Cassel	23	16	165	4/9	0	26	0	89.9

PASS RECEIVING	NO	YDS	AVG	LG	TD
W. Welker	7	72	10.3	26	0
K. Faulk	4	50	12.5	22	0
R. Moss	2	22	11.0	14	0
S. Morris	2	7	3.5	4	0
D. Thomas	1	14	14.0	14	0
Total	**16**	**165**	**10.3**	**26**	**0**

INTERCEPTIONS	NO	YDS	AVG	LG	TD
B. Meriweather	1	6	6.0	6	0

PUNTING	NO	YDS	AVG	NET	TB	IN20	LG
C. Hanson	3	150	50.0	36.7	2	0	59

PUNT RETURNS	NO	YDS	AVG	FC	LG	TD
K. Faulk	3	53	17.7	0	24	0

KICKOFF RETURNS	NO	YDS	AVG	FC	LG	TD
E. Hobbs	2	53	26.5	0	32	0

NEW YORK JETS

RUSHING	ATT	YDS	AVG	LG	TD
T. Jones	17	70	4.1	16	0
L. Washington	2	28	14.0	17	0
B. Favre	2	6	3.0	4	0
Total	**21**	**104**	**5.0**	**17**	**0**

PASSING	ATT	CMP	YDS	SK/YD	TD	LG	IN	RT
B. Favre	26	18	181	2/29	1	54	1	85.6

PASS RECEIVING	NO	YDS	AVG	LG	TD
C. Stuckey	4	43	10.8	28	1
L. Washington	4	22	5.5	13	0
L. Coles	3	72	24.0	54	0
T. Jones	2	5	2.5	8	0
B. Franks	2	-4	-2.0	1	0
J. Cotchery	1	20	20.0	20	0
D. Keller	1	19	19.0	19	0
T. Richardson	1	4	4.0	4	0
Total	**18**	**181**	**10.1**	**54**	**1**

INTERCEPTIONS	NO	YDS	AVG	LG	TD
None					

PUNTING	NO	YDS	AVG	NET	TB	IN20	LG
B. Graham	4	162	40.5	27.3	0	0	55

PUNT RETURNS	NO	YDS	AVG	FC	LG	TD
None						

KICKOFF RETURNS	NO	YDS	AVG	FC	LG	TD
L. Washington	1	24	24.0	0	24	0

FINAL TEAM STATISTICS

	PATRIOTS	JETS
TOTAL FIRST DOWNS	18	12
By Rushing	6	3
By Passing	10	9
By Penalty	2	0
THIRD DOWN EFFICIENCY	6-14-43%	6-12-50%
FOURTH DOWN EFFICIENCY	1-1-100%	0-0-0%
TOTAL NET YARDS	260	256
Total Off. Plays (inc. times thrown passing)	59	49
Average gain per offensive play	4.4	5.2
NET YARDS RUSHING	104	104
Total Rushing Plays	32	21
Average gain per rushing play	3.3	5.0
Tackles for a loss – number and yards	5-9	1-2
NET YARDS PASSING	156	152
Times thrown – yards lost attempting to pass	4-9	2-29
Gross yards passing	165	181
ATT-COMP-HAD INTERCEPTED	23-16-0	26-18-1
Average gain/pass play (inc. # thrown passing)	5.8	5.4
KICKOFFS Number-In End Zone-Touchbacks	6-6-5	3-3-1
PUNTS Number and Average	3-50.0	4-40.5
Had Blocked	0	0
FGs – PATs Had Blocked	0-0	0-0
Net punting average	36.7	27.3
TOTAL RETURN YARDAGE (Not Including Kickoffs)	59	0
No. and Yards Punt Returns	3-53	0-0
No. and Yards Kickoff Returns	2-53	1-24
No. and Yards Interception Returns	1-6	0-0
PENALTIES Number and Yards	2-10	6-60
FUMBLES Number and Lost	0-0	0-0
TOUCHDOWNS	1	1
Rushing	1	0
Passing	0	1
EXTRA POINTS Made-Attempts	1-1	1-1
Kicking Made-Attempts	1-1	1-1
Passing Made-Attempts	0-0	0-0
FIELD GOALS Made-Attempts	4-4	1-2
RED ZONE EFFICIENCY	1-5-20%	1-3-33%
GOAL TO GO EFFICIENCY	1-2-50%	1-2-50%
SAFETIES	0	0
FINAL SCORE	19	10
TIME OF POSSESSION	31:35	28:25

DEFENSIVE STATISTICS

Player	TT	S	A	S-yds	l-yds	PD	FF	FR
E. Barton	8	6	2	0-0	0-0	0	0	0
D. Harris	8	6	2	0-0	0-0	0	0	0
E. Smith	7	5	2	0-0	0-0	0	0	0
C. Pace	6	3	3	.5-1	0-0	1	0	0
D. Coleman	5	5	0	0-0	0-0	0	0	0
K. Jenkins	5	2	3	1-5	0-0	0	0	0
B. Thomas	5	2	3	1-2	0-0	0	0	0
K. Coleman	4	2	2	0-0	0-0	0	0	0
K. Rhodes	4	3	1	0-0	0-0	0	0	0
S. Pouha	3	1	2	0-0	0-0	0	0	0
D. Revis	3	3	0	0-0	0-0	1	0	0
M. DeVito	2	0	2	0-0	0-0	0	0	0
D. Lowery	2	2	0	0-0	0-0	0	0	0
D. Barrett	1	1	0	0-0	0-0	0	0	0
D. Bowens	1	0	1	0-0	0-0	0	0	0
S. Ellis	1	1	0	1-0	0-0	0	0	0

at

CHARGERS 48, JETS 29

SEPT. 22, 2008 - Qualcomm Stadium - Attendance: 68,922 - Time: 2:59
WEATHER: 71º, Humidity 61%, Wind WSW 8 mph

Team	1st	2nd	3rd	4th	OT	Final
Jets	7	7	0	15	-	**29**
Chargers	10	21	7	10	-	**48**

FIELD GOALS	(made( ) & missed)
J. Feely	(32)
N. Kaeding	(36) (49)

SCORING SUMMARY

				NYJ	SD
JETS	1	11:27	D. Barrett 25 yard interception return (Feely)	7	0
CHARGERS	1	5:40	N. Kaeding 36 FG (12-53, 5:47)	7	3
CHARGERS	1	2:03	M. Tolbert 1 yard pass from P. Rivers (Kaeding) (5-16, 1:54)	7	10
CHARGERS	2	14:48	A. Cromartie 52 yard interception return (Kaeding)	7	17
JETS	2	13:50	L. Coles 3 yard pass from B. Favre (Feely) (2-5, 0:58)	14	17
CHARGERS	2	11:17	C. Chambers 27 yard pass from P. Rivers (Kaeding) (5-44, 2:33)	14	24
CHARGERS	2	3:17	A. Gates 6 yard pass from P. Rivers (Kaeding) (10-45, 5:50)	14	31
CHARGERS	3	10:36	L. Tomlinson 2 yard run (Kaeding) (7-79, 4:24)	14	38
JETS	4	10:30	C. Stuckey 4 yard pass from B. Favre (pass failed) (15-83, 5:28)	20	38
JETS	4	8:21	J. Feely 32 FG (6-43, 2:09)	23	38
CHARGERS	4	3:55	L. Tomlinson 2 yard run (Kaeding) (7-80, 4:26)	23	45
JETS	4	3:09	D. Keller 13 yard pass from B. Favre (pass failed) (2-19, 0:46)	29	45
CHARGERS	4	2:03	N. Kaeding 49 FG (4-8, 1:06)	29	48

STARTING LINEUPS

NEW YORK JETS

Offense			Defense		
WR	87	Coles	LE	92	Ellis
LT	60	Ferguson	NT	77	Jenkins
LG	66	Faneca	RE	93	K. Coleman
C	74	Mangold	OLB	99	B. Thomas
RG	65	Moore	ILB	50	Barton
RT	67	Woody	ILB	52	Harris
TE	86	Baker	OLB	97	Pace
WR	89	Cotchery	LCB	24	Revis
QB	4	Favre	RCB	34	Lowery
FB	49	Richardson	S	36	Barrett
RB	20	Jones	S	25	Rhodes

SAN DIEGO CHARGERS

Offense			Defense		
WR	89	Chambers	DE	99	Olshansky
LT	73	McNeill	DT	76	Williams
LG	68	Dielman	DE	93	Castillo
C	62	Newberry	OLB	95	Phillips
RG	79	Goff	ILB	58	D. Smith
RT	66	Clary	ILB	57	Wilhelm
TE	85	Gates	OLB	94	Tucker
WR	83	Jackson	LCB	23	Jammer
QB	17	Rivers	RCB	31	Cromartie
FB	35	Tolbert	SS	42	Hart
RB	21	Tomlinson	FS	32	Weddle

JETS SUBSTITUTIONS

K 3 Feely, P 7 Graham, QB 11 Clemens, WR 15 Wright, WR 16 B.Smith, S 27 Elam, RB/KR 29 Washington, CB 30 D.Coleman, DB 31 Carroll, S 33 E.Smith, LB 53 Spencer, LB 56 Gholston, DT 69 Mosley, DE 70 DeVito, TE 81 Keller, WR 83 Stuckey, TE/LS 85 Dearth, TE 88 Franks, DT 91 Pouha, LB 94 Murrell, LB 96 Bowens

OFFICIALS

Referee — Peter Morelli (135) Umpire — Richard Hall (49) Head Linesman — George Hayward (54) Line Judge — Darryll Lewis (130) Field Judge — Rob Vernatchi (75) Side Judge — Greg Wilson (119) Back Judge — Kirk Dornan (6) Replay — Howard Slavin

GAME NOTES

Chansi Stuckey recorded his third touchdown reception from **Brett Favre** in three consecutive games...**Leon Washington** set a new single-game career high with 198 kickoff return yards, overtaking his 155 yards at NYG, 10/7/07... The Jets 291 yards on kickoff returns is an all-time franchise best, the previous best was 290 yards on seven returns at BUF, 9/8/02...**Jerricho Cotchery's** 10 receptions are a career high. He leads the team with 14 receptions for 176 yards and a touchdown this season...**Laveranues Coles** scored the 38th touchdown of his career and 31st as a Jet, a three-yard pass from Favre, which ties him with Keyshawn Johnson and Al Toon for seventh place all-time in franchise history for touchdown receptions...**David Barrett's** 25-yard interception return for a touchdown marked the first of his nine-year career...His interception marks the eighth consecutive season in which he has recorded an interception, dating back to 2001...**Dustin Keller** recorded his first NFL touchdown, a 13-yarder from Favre...**Vernon Gholston** recorded his first career tackle and also recovered an onsides kick in the fourth quarter which resulted in a 32-yard field goal from **Jay Feely**...Favre appeared on "Monday Night Football" for the 16th consecutive season, which tied him with Marcus Allen, Bill Romanowski and Ed White for the longest streak in NFL history.

FINAL INDIVIDUAL STATISTICS

NEW YORK JETS

RUSHING	ATT	YDS	AVG	LG	TD
T. Jones	10	37	3.7	8	0
B. Favre	2	5	2.5	3	0
L. Washington	1	-1	-1.0	-1	0
Total	**13**	**41**	**3.2**	**8**	**0**

PASSING	ATT	CMP	YDS	SK/YD	TD	LG	IN	RT
B. Favre	42	30	271	3/30	3	41	2	92.5
K. Clemens	5	3	26	0/0	0	11	1	34.2
Total	**47**	**33**	**297**	**3/30**	**3**	**41**	**3**	**81.6**

PASS RECEIVING	NO	YDS	AVG	LG	TD
J. Cotchery	10	76	7.6	14	0
L. Coles	6	75	12.5	41	1
C. Stuckey	6	42	7.0	12	1
D. Keller	4	41	10.3	14	1
C. Baker	3	26	8.7	9	0
L. Washington	2	20	10.0	15	0
T. Jones	2	17	8.5	9	0
Total	**33**	**297**	**9.0**	**41**	**3**

INTERCEPTIONS	NO	YDS	AVG	LG	TD
D. Barrett	1	25	25.0	25	1

PUNTING	NO	YDS	AVG	NET	TB	IN20	LG
B. Graham	2	76	38.0	38.0	0	2	40

PUNT RETURNS	NO	YDS	AVG	FC	LG	TD
None						

KICKOFF RETURNS	NO	YDS	AVG	FC	LG	TD
L. Washington	5	198	39.6	0	94	0
J. Cotchery	1	54	54.0	0	54	0
B. Smith	1	26	26.0	0	26	0
D. Bowens	1	7	7.0	0	7	0
B. Franks	1	6	6.0	0	6	0
Total	**9**	**291**	**32.3**	**0**	**94**	**0**

SAN DIEGO CHARGERS

RUSHING	ATT	YDS	AVG	LG	TD
L. Tomlinson	26	67	2.6	5	2
D. Sproles	5	38	7.6	21	0
J. Hester	1	3	3.0	3	0
P. Rivers	3	-1	-0.3	1	0
Total	**35**	**107**	**3.1**	**21**	**2**

PASSING	ATT	CMP	YDS	SK/YD	TD	LG	IN	RT
P. Rivers	25	19	250	0/0	3	60	1	130.0

PASS RECEIVING	NO	YDS	AVG	LG	TD
M. Tolbert	4	17	4.3	6	1
V. Jackson	3	74	24.7	60	0
C. Davis	3	43	14.3	20	0
L. Tomlinson	3	20	6.7	9	0
D. Sproles	2	39	19.5	25	0
A. Gates	2	25	12.5	19	1
C. Chambers	1	27	27.0	27	1
B. Manumaleuna	1	5	5.0	5	0
Total	**19**	**250**	**13.2**	**60**	**3**

INTERCEPTIONS	NO	YDS	AVG	LG	TD
A. Cromartie	2	52	26.0	52	1
E. Weddle	1	3	3.0	3	0
Total	3	55	18.3	52	1

PUNTING	NO	YDS	AVG	NET	TB	IN20	LG
M. Scifres	1	48	48.0	48.0	0	1	48

PUNT RETURNS	NO	YDS	AVG	FC	LG	TD
D. Sproles	2	40	20.0	0	22	0
M. Harris	1	1	1.0	0	1	0

KICKOFF RETURNS	NO	YDS	AVG	FC	LG	TD
D. Sproles	2	40	20.0	0	22	0
M. Harris	1	0	0.0	0	1	0

FINAL TEAM STATISTICS

	JETS	CHARGERS
TOTAL FIRST DOWNS	21	20
By Rushing	2	8
By Passing	17	12
By Penalty	2	0
THIRD DOWN EFFICIENCY	1-8-13%	9-13-69%
FOURTH DOWN EFFICIENCY	2-3-67%	0-0-0%
TOTAL NET YARDS	308	357
Total Offensive Plays (inc. times thrown passing)	63	60
Average gain per offensive play	4.9	6.0
NET YARDS RUSHING	41	107
Total Rushing Plays	13	35
Average gain per rushing play	3.2	3.1
Tackles for a loss – number and yards	1-1	0-0
NET YARDS PASSING	267	250
Times thrown – yards lost attempting to pass	3-30	0-0
Gross yards passing	297	250
ATT-COMP-HAD INTERCEPTED	47-33-3	25-19-1
Average gain/pass play (inc. # thrown passing)	5.3	10.0
KICKOFFS Number-In End Zone-Touchbacks	6-2-1	9-0-0
PUNTS Number and Average	2-38.0	1-48.0
Had Blocked	0	0

	JETS	CHARGERS
FGs – PATs Had Blocked	0-0	0-0
Net punting average	38.0	48.0
TOTAL RETURN YARDAGE (Not Including Kickoffs)	25	55
No. and Yards Punt Returns	0-0	0-0
No. and Yards Kickoff Returns	9-291	3-40
No. and Yards Interception Returns	1-25	3-55
PENALTIES Number and Yards	2-5	6-37
FUMBLES Number and Lost	2-1	0-0
TOUCHDOWNS	4	6
Rushing	0	2
Passing	3	3
Interceptions	1	1
EXTRA POINTS Made-Attempts	2-4	6-6
Kicking Made-Attempts	2-2	6-6
Passing Made-Attempts	0-2	0-0
FIELD GOALS Made-Attempts	1-1	2-2
RED ZONE EFFICIENCY	3-6-50%	4-5-80%
GOAL TO GO EFFICIENCY	2-4-50%	4-4-100%
SAFETIES	0	0
FINAL SCORE	29	48
TIME OF POSSESSION	27:40	32:20

DEFENSIVE STATISTICS

Player	TT	S	A	S-yds	l-yds	PD	FF	FR
D. Harris	10	9	1	0-0	0-0	0	0	0
E. Barton	7	3	4	0-0	0-0	0	0	0
C. Pace	6	6	0	0-0	0-0	0	0	0
K. Coleman	5	5	0	0-0	0-0	0	0	0
D. Lowery	4	4	0	0-0	0-0	2	0	0
D. Barrett	4	3	1	0-0	1-25	2	0	0
S. Ellis	4	2	2	0-0	0-0	0	0	0
K. Rhodes	3	3	0	0-0	0-0	0	0	0
M. DeVito	3	3	0	0-0	0-0	0	0	0
S. Pouha	3	3	0	0-0	0-0	0	0	0
B. Thomas	3	3	0	0-0	0-0	1	0	0
D. Revis	2	1	1	0-0	0-0	0	0	0
K. Jenkins	1	1	0	0-0	0-0	0	0	0
V. Gholston	1	1	0	0-0	0-0	0	0	0

at

JETS 56, CARDINALS 35

SEPT. 28, 2008 - Thr Meadowlands - Attendance: 78,222 - Time: 3:26
WEATHER: 69º, Humidity 97%, Wind Variable

Team	1st	2nd	3rd	4th	OT	Final
Cardinals	0	0	21	14	-	**35**
Jets	0	34	0	22	-	**56**

FIELD GOALS	(made( ) & missed)
N. Rackers	37B
J. Feely	(20) (30) 44WL

SCORING SUMMARY

				ARI	NYJ
JETS	2	14:44	L. Coles 12 yard pass from B. Favre (Feely) (10-49, 5:18)	0	7
JETS	2	13:25	D. Revis 32 yard interception return (Feely)	0	14
JETS	2	7:17	L. Coles 34 yard pass from B. Favre (Feely) (4-83, 2:27)	0	21
JETS	2	3:32	J. Feely 20 FG (8-17, 3:28)	0	24
JETS	2	0:10	L. Coles 2 yard pass from B. Favre (Feely) (7-40, 1:50)	0	31
JETS	2	0:00	J. Feely 30 FG (1-0, 0:02)	0	34
CARDINALS	3	12:39	E. James 4 yard run (Rackers) (6-79, 2:21)	7	34
CARDINALS	3	5:41	E. James 2 yard run (James run) (13-76, 5:06)	15	34
CARDINALS	3	2:50	T. Hightower 1 yard run (pass failed) (7-54, 2:51)	21	34
JETS	4	11:50	J. Cotchery 17 yard pass from B. Favre (Feely) (12-80, 6:00)	21	41
CARDINALS	4	9:49	A. Boldin 8 yard pass from K. Warner (Rackers) (6-62, 2:01)	28	41
JETS	4	7:26	J. Cotchery 40 yard pass from B. Favre (Feely) (4-49, 2:23)	28	48
CARDINALS	4	4:49	J. Urban 14 yard pass from K. Warner (Rackers) (6-66, 2:37)	35	48
JETS	4	1:54	D. Keller 24 yard pass from B. Favre (Washington run) (4-29, 1:04)	35	56

STARTING LINEUPS

ARIZONA CARDINALS

Offense			Defense		
WR	11	Fitzgerald	LDE	94	A. Smith
LT	69	Gandy	DT	90	Dockett
LG	74	Wells	RDE	55	LaBoy
C	63	Sendlein	SLB	56	Okeafor
RG	76	Lutui	MLB	58	Dansby
RT	75	Brown	LCB	26	Hood
WR	89	Patrick	RCB	25	Green
WR	81	Boldin	SS	47	Francisco
QB	13	Warner	FS	21	Rolle
RB	32	James	DB	29	Rodgers-Cromartie
FB	45	T. Smith	DB	22	Ware

NEW YORK JETS

Offense			Defense		
WR	87	Coles	LE	92	Ellis
LT	60	Ferguson	NT	77	Jenkins
LG	66	Faneca	RE	93	K. Coleman
C	74	Mangold	OLB	99	B. Thomas
RG	65	Moore	ILB	50	Barton
RT	67	Woody	ILB	52	Harris
WR	83	Stuckey	OLB	97	Pace
WR	89	Cotchery	LCB	24	Revis
QB	4	Favre	RCB	34	Lowery
TE	81	Keller	S	33	E.Smith
RB	29	Washington	S	25	Rhodes

JETS SUBSTITUTIONS

K 3 Feely, P 7 Graham, WR 15 Wright, WR 16 B.Smith, RB 20 Jones, DB 23 Poteat, S 27 Elam, CB 30 D.Coleman, DB 31 Carroll, CB 36 Barrett, FB 49 Richardson, LB 53 Spencer, LB 56 Gholston, DT 69 Mosley, DE 70 DeVito, T 78 Hunter, TE/LS 85 Dearth, TE 86 Baker, TE 88 Franks, DT 91 Pouha, LB 96 Bowens

OFFICIALS

Referee — Scott Green (19) Umpire — Scott Dawson (70) Head Linesman — Mark Baltz (26) Line Judge — Thomas Symonette (10) Field Judge — Doug Rosenbaum (67) Side Judge — Larry Rose (128) Back Judge — Richard Reels (83) Replay — Bobby Skelton

GAME NOTES

The Jets' 56 points marks the second-most points scored in a single game in franchise history, trailing only the 62 scored, 11/17/85 vs. TB in a 62-28 victory...The 34 points scored by the Jets in the second quarter is a franchise record for points in any quarter, the previous team record for points in a quarter was 30, set on 10/23/00 vs. Miami...Both **Dustin Keller** and **Chansi Stuckey** made their first career NFL starts for the Jets...**Brett Favre's** six touchdown passes are a career high, and tie a Jets record by **Joe Namath**...This marked the 20th time in his career that he has thrown for four-or-more touchdown passes...**Laveranues Coles** set a career high with three touchdown receptions, making it the seventh time he has caught at least two touchdowns in a game...**Jerricho Cotchery** marked a career high with two touchdown catches, he now has 11 receiving touchdowns in his career...**Darrelle Revis** finished with two interceptions marking the first multiple interception game of his career, and the 32-yard interception return for a touchdown was the first of his career... He now has six career interceptions, and the three this year match his total from his rookie season... **Kris Jenkins**' blocked field goal in the first quarter was the fourth blocked kick of his career...**David Bowens** posted two sacks, his second multiple sack game of his career.

FINAL INDIVIDUAL STATISTICS

ARIZONA CARDINALS

RUSHING	ATT	YDS	AVG	LG	TD
E. James	9	29	3.2	8	2
T. Hightower	6	13	2.2	6	1
Total	**15**	**42**	**2.8**	**8**	**3**

PASSING	ATT	CMP	YDS	SK/YD	TD	LG	IN	RT
K. Warner	57	40	472	5/46	2	37	3	84.8

PASS RECEIVING	NO	YDS	AVG	LG	TD
A. Boldin	10	119	11.9	26	1
S. Breaston	9	122	13.6	37	0
L. Fitzgerald	8	122	15.3	32	0
J. Urban	5	50	10.0	14	1
E. James	5	37	7.4	16	0
B. Patrick	1	11	11.0	11	0
T. Smith	1	6	6.0	6	0
T. Highwater	1	5	5.0	5	0
Total	**40**	**472**	**11.8**	**37**	**2**

INTERCEPTIONS	NO	YDS	AVG	LG	TD
C. Okeafor	1	39	39.0	39	0

PUNTING	NO	YDS	AVG	NET	TB	IN20	LG
D. Johnson	1	39	39.0	30.0	0	1	39

PUNT RETURNS	NO	YDS	AVG	FC	LG	TD
S. Breaston	2	10	5.0	0	10	0

KICKOFF RETURNS	NO	YDS	AVG	FC	LG	TD
S. Breaston	8	192	24.0	0	38	0

NEW YORK JETS

RUSHING	ATT	YDS	AVG	LG	TD
T. Jones	18	46	2.6	9	0
L. Washington	7	26	3.7	13	0
B. Smith	1	17	17.0	17	0
Total	**26**	**89**	**3.4**	**17**	**0**

PASSING	ATT	CMP	YDS	SK/YD	TD	LG	IN	RT
B. Favre	34	24	289	2/5	6	40	1	123.7

PASS RECEIVING	NO	YDS	AVG	LG	TD
L. Coles	8	105	13.1	34	3
J. Cotchery	4	67	16.8	40	2
L. Washington	4	17	4.3	9	0
B. Franks	2	32	16.0	25	0
T. Jones	2	23	11.5	19	0
C. Stuckey	2	12	6.0	7	0
D. Keller	1	24	24.0	24	1
C. Baker	1	9	9.0	9	0
Total	**24**	**289**	**12.0**	**40**	**6**

INTERCEPTIONS	NO	YDS	AVG	LG	TD
D. Revis	2	32	16.0	32	1
E. Smith	1	6	6.0	6	0
Total	**3**	**38**	**12.7**	**32**	**1**

PUNTING	NO	YDS	AVG	NET	TB	IN20	LG
B. Graham	2	96	48.0	43.0	0	0	51

PUNT RETURNS	NO	YDS	AVG	FC	LG	TD
L. Washington	1	9	9.0	0	9	0

KICKOFF RETURNS	NO	YDS	AVG	FC	LG	TD
L. Washington	1	18	18.0	0	18	0
B. Smith	1	16	16.0	0	16	0
D. Bowens	1	5	5.0	0	5	0
Total	**3**	**39**	**13.0**	**0**	**18**	**0**

FINAL TEAM STATISTICS

	CARDINALS	JETS
TOTAL FIRST DOWNS	33	23
By Rushing	5	6
By Passing	26	14
By Penalty	2	3
THIRD DOWN EFFICIENCY	5-11-45%	5-13-38%
FOURTH DOWN EFFICIENCY	2-2-100%	3-3-100%
TOTAL NET YARDS	468	373
Total Offensive Plays (inc. times thrown passing)	77	62
Average gain per offensive play	6.1	6.0
NET YARDS RUSHING	42	89
Total Rushing Plays	15	26
Average gain per rushing play	2.8	3.4
Tackles for a loss – number and yards	0-0	4-7
NET YARDS PASSING	426	284
Times thrown – yards lost attempting to pass	5-46	2-5
Gross yards passing	472	289
ATT-COMP-HAD INTERCEPTED	57-40-3	34-24-1
Average gain/pass play (inc. # thrown passing)	6.9	7.9
KICKOFFS Number-In End Zone-Touchbacks	6-1-1	9-4-1
PUNTS Number and Average	1-39.0	2-48.0
Had Blocked	0	0

	CARDINALS	JETS
FGs – PATs Had Blocked	1-0	0-0
Net punting average	30.0	43.0
TOTAL RETURN YARDAGE (Not Including Kickoffs)	49	47
No. and Yards Punt Returns	2-10	1-9
No. and Yards Kickoff Returns	8-192	3-39
No. and Yards Interception Returns	1-39	3-38
PENALTIES Number and Yards	11-71	4-61
FUMBLES Number and Lost	5-4	0-0
TOUCHDOWNS	5	7
Rushing	3	0
Passing	2	6
Interceptions	0	1
EXTRA POINTS Made-Attempts	4-5	7-7
Kicking Made-Attempts	3-3	6-6
Passing Made-Attempts	0-1	0-0
Rushing Made-Attempts	1-1	1-1
FIELD GOALS Made-Attempts	0-1	2-3
RED ZONE EFFICIENCY	5-8-63%	3-5-60%
GOAL TO GO EFFICIENCY	3-5-60%	2-3-67%
SAFETIES	0	0
FINAL SCORE	35	56
TIME OF POSSESSION	31:00	29:00

DEFENSIVE STATISTICS

Player	TT	S	A	S-yds	I-yds	PD	FF	FR
D. Lowery	9	8	1	0-0	0-0	1	1	0
D. Harris	7	6	1	0-0	0-0	0	0	1
K. Rhodes	7	6	1	0-0	0-0	0	0	0
D. Coleman	5	4	1	0-0	0-0	1	0	0
C. Pace	5	3	2	1-3	0-0	0	1	1
D. Revis	4	3	1	0-0	2-32	2	0	0
E. Barton	3	2	1	0-0	0-0	0	0	0
K. Jenkins	3	2	1	0-0	0-0	0	0	0
B. Thomas	3	2	1	1-6	0-0	0	0	0

Player	TT	S	A	S-yds	I-yds	PD	FF	FR
D. Barrett	2	2	0	0-0	0-0	0	0	0
D. Bowens	2	2	0	2-14	0-0	0	2	1
H. Poteat	2	2	0	0-0	0-0	0	0	1
S. Ellis	2	1	1	1-23	0-0	0	1	0
K. Coleman	1	1	0	0-0	0-0	1	0	0
M. DeVito	1	0	1	0-0	0-0	0	0	0
S. Pouha	1	0	1	0-0	0-0	0	0	0
E. Smith	1	0	1	0-0	1-6	1	0	0
C. Spencer	1	0	1	0-0	0-0	0	0	0

at

JETS 26, BENGALS 14

OCT. 12, 2008 - The Meadowlands - Attendance: 78,161 - Time: 2:56
WEATHER: 67º, Humidity 66%, Wind Variable 7 mph

Team	1st	2nd	3rd	4th	OT	Final
Bengals	7	7	0	0	-	14
Jets	7	10	3	6	-	26

FIELD GOALS	(made( ) & missed)
J. Feely	(38) (43)

SCORING SUMMARY

				CIN	NYJ
BENGALS	1	13:36	C. Ndukwe 15 yard fumble return (Rayner)	7	0
JETS	1	7:44	T. Jones 2 yard pass from B. Favre (Feely) (10-47, 5:52)	7	7
JETS	2	10:56	J. Feely 38 FG (5-14, 2:27)	7	10
JETS	2	7:57	T. Jones 7 yard run (Feely) (3-24, 1:21)	7	17
BENGALS	2	0:08	R. Fitzpatrick 1 yard run (Rayner) (14-66, 4:05)	14	17
JETS	3	5:36	J. Feely 43 FG (4-0, 1:36)	14	20
JETS	4	2:22	T. Jones 1 yard run (pass failed) (10-41, 6:18)	14	26

STARTING LINEUPS

CINCINNATI BENGALS

Offense			Defense		
WR	85	C. Johnson	LDE	91	Geathers
LT	76	L. Jones	LDT	94	Peko
LG	77	Whitworth	RDT	95	O. Harris
C	53	Ghiaciuc	RDE	98	Odom
RG	63	Williams	SLB	93	Jeanty
RT	79	Andrews	MLB	57	D. Jones
TE	82	Kelly	WLB	55	Rivers
WR	84	Houshmandzadeh	LCB	22	Joseph
QB	11	Fitzpatrick	RCB	29	Hall
HB	23	Perry	SS	41	Ndukwe
TE	81	Utecht	FS	26	White

NEW YORK JETS

Offense			Defense		
WR	87	Coles	LE	92	Ellis
LT	60	Ferguson	NT	77	Jenkins
LG	66	Faneca	RE	93	K. Coleman
C	74	Mangold	OLB	99	B. Thomas
RG	65	Moore	ILB	50	Barton
RT	67	Woody	ILB	52	D. Harris
TE	86	Baker	OLB	97	Pace
WR	89	Cotchery	LCB	24	Revis
QB	4	Favre	RCB	34	Lowery
TE	88	Franks	S	25	Rhodes
RB	20	T. Jones	S	27	Elam

JETS SUBSTITUTIONS

K 3 Feely, P 6 Hodges, WR 15 Wright, WR 16 B.Smith, RB 22 Chatman, DB 23 Poteat, RB/KR 29 Washington, CB 30 D.Coleman, DB 31 Carroll, CB 36 Barrett, FB 49 Richardson, LB 53 Spencer, LB 56 Gholston, DT 69 Mosley, DE 70 DeVito, T 78 Hunter, TE 81 Keller, WR 83 Stuckey, TE/LS 85 Dearth, DT 91 Pouha, LB 96 Bowens

OFFICIALS

Referee — Gene Steratore (114) Umpire — Jeff Rice (44) Head Linesman — Tom Stabile (24) Line Judge — Jeff Seeman (45) Field Judge — Greg Gautreaux (80) Side Judge — Barry Anderson (20) Back Judge — Tony Steratore (112) Replay — Al Hynes

GAME NOTES

Eric Mangini's teams are now undefeated (3-0) in the game following the bye week...The Jets are 3-1 in the New York Titans throwback uniforms since introducing them during the 2007 season...The defense held CIN to 43 yards rushing and ARI to 42 yards rushing, the last time the Jets held teams in consecutive games to under 50 yards rushing was in 1993 against MIA and NE...**Laveranues Coles** and **Jerricho Cotchery** tied for the team lead in receptions with eight and are also tied for the team lead in receptions on the season (26)...Coles marked 587 receptions in his career, tying him with Marcus Allen for 53rd on the all-time list, passing former Jet Wayne Chrebet (580)...**Thomas Jones** scored three touchdowns for the first time in his career, which marked the eighth time in his career he had a multiple touchdown game...The 71.3 percent completion percentage is the highest for **Brett Favre** through the first five games of any season in his career...The Jets' five sacks tied for a season-high with six different players recording sacks...**Eric Barton's** first-quarter sack was the first of the season and marks 19.5 for his career...**Hank Poteat's** second quarter strip-sack was his first sack since 2005 and second of his career... **Calvin Pace's** strip-sack gives him 3.5 sacks for the season and 17.5 for his career...**David Harris** and **Bryan Thomas** combined for a fourth-quarter sack, giving Harris his first sack of the season while Thomas upped his team-leading total to 4.5 for 2008 and 22 for his career... **Shaun Ellis'** sack gave him four for the season and 57.5 for his career, which is fourth all-time for the Jets, in 129 regular season games, also fourth among Jets defensive linemen... **Jesse Chatman** made his first appearance as a Jet on the kickoff return team...**Reggie Hodges** made his Jets debut as the team's punter and holder.

FINAL INDIVIDUAL STATISTICS

CINCINNATI BENGALS

RUSHING	ATT	YDS	AVG	LG	TD
R. Fitzpatrick	6	23	3.8	10	1
C. Perry	11	14	1.3	4	0
C. Benson	4	6	1.5	3	0
Total	**21**	**43**	**2.0**	**10**	**1**

PASSING	ATT	CMP	YDS	SK/YD	TD	LG	IN	RT
R. Fitzpatrick	33	20	152	5/24	0	16	0	71.8

PASS RECEIVING	NO	YDS	AVG	LG	TD
T. Houshmandzadeh	7	49	7.0	13	0
C. Johnson	5	57	11.4	16	0
B. Utecht	4	34	8.5	12	0
C. Perry	2	2	1.0	2	0
C. Henry	1	13	13.0	13	0
R. Fitzpatrick	1	-3	-3.0	-3	0
Total	**20**	**152**	**7.6**	**16**	**0**

INTERCEPTIONS	NO	YDS	AVG	LG	TD
C. Lynch	1	6	6.0	6	0
M. White	1	0	0.0	0	0
Total	2	6	3.0	6	0

PUNTING	NO	YDS	AVG	NET	TB	IN20	LG
K. Larson	7	292	41.7	30.7	0	0	52

PUNT RETURNS	NO	YDS	AVG	FC	LG	TD
A. Chatman	1	10	10.0	1	10	0

KICKOFF RETURNS	NO	YDS	AVG	FC	LG	TD
G. Holt	5	121	24.2	0	41	0

NEW YORK JETS

RUSHING	ATT	YDS	AVG	LG	TD
T. Jones	17	65	3.8	8	2
B. Smith	1	11	11.0	11	0
L. Washington	5	7	1.4	3	0
L. Coles	1	3	3.0	3	0
C. Stuckey	1	1	1.0	1	0
J. Chatman	1	0	0.0	0	0
B. Favre	1	-1	-1.0	-1	0
Total	**27**	**86**	**3.2**	**11**	**2**

PASSING	ATT	CMP	YDS	SK/YD	TD	LG	IN	RT
B. Favre	33	25	189	2/23	1	29	2	73.9

PASS RECEIVING	NO	YDS	AVG	LG	TD
J. Cotchery	8	85	10.6	23	0
L. Coles	8	61	7.6	29	0
L. Washington	4	22	5.5	12	0
T. Jones	3	13	4.3	6	1
C. Baker	1	6	6.0	6	0
J. Chatman	1	2	2.0	2	0
Total	**25**	**189**	**7.6**	**29**	**1**

INTERCEPTIONS	NO	YDS	AVG	LG	TD
None					

PUNTING	NO	YDS	AVG	NET	TB	IN20	LG
R. Hodges	2	74	37.0	32.0	0	1	41

PUNT RETURNS	NO	YDS	AVG	FC	LG	TD
L. Washington	5	77	15.4	2	22	0

KICKOFF RETURNS	NO	YDS	AVG	FC	LG	TD
L. Washington	2	65	32.5	0	46	0

FINAL TEAM STATISTICS

	BENGALS	JETS
TOTAL FIRST DOWNS	13	19
By Rushing	3	4
By Passing	10	14
By Penalty	0	1
THIRD DOWN EFFICIENCY	5-15-33%	7-14-50%
FOURTH DOWN EFFICIENCY	2-2-100%	1-1-100%
TOTAL NET YARDS	171	252
Total Off. Plays (inc. times thrown passing)	59	62
Average gain per offensive play	2.9	4.1
NET YARDS RUSHING	43	86
Total Rushing Plays	21	27
Average gain per rushing play	2.0	3.2
Tackles for a loss – number and yards	3-3	1-1
NET YARDS PASSING	128	166
Times thrown – yards lost attempting to pass	5-24	2-23
Gross yards passing	152	189
ATT-COMP-HAD INTERCEPTED	33-20-0	33-25-2
Average gain/pass play (inc. # thrown passing)	3.4	4.7
KICKOFFS Number-In End Zone-Touchbacks	3-1-1	6-3-1
PUNTS Number and Average	7-41.7	2-37.0
Had Blocked	0	0

	BENGALS	JETS
FGs – PATs Had Blocked	0-0	0-0
Net punting average	30.7	32.0
TOTAL RETURN YARDAGE (Not Including Kickoffs)	16	77
No. and Yards Punt Returns	1-10	5-77
No. and Yards Kickoff Returns	5-121	2-65
No. and Yards Interception Returns	2-6	0-0
PENALTIES Number and Yards	4-23	4-25
FUMBLES Number and Lost	2-1	1-1
TOUCHDOWNS	2	3
Rushing	1	2
Passing	0	1
Interceptions	1	0
EXTRA POINTS Made-Attempts	2-2	2-3
Kicking Made-Attempts	2-2	2-2
Passing Made-Attempts	0-0	0-1
FIELD GOALS Made-Attempts	0-0	2-2
RED ZONE EFFICIENCY	1-1-100%	3-4-75%
GOAL TO GO EFFICIENCY	1-1-100%	3-3-100%
SAFETIES	0	0
FINAL SCORE	14	26
TIME OF POSSESSION	24:42	35:18

DEFENSIVE STATISTICS

Player	TT	S	A	S-yds	l-yds	PD	FF	FR
D. Revis	6	5	1	0-0	0-0	0	0	0
E. Barton	5	0	5	1-0	0-0	0	0	0
D. Coleman	5	2	3	0-0	0-0	1	0	0
M. DeVito	4	0	4	0-0	0-0	0	0	0
A. Elam	4	4	0	0-0	0-0	0	0	0
S. Ellis	4	2	2	1-4	0-0	0	0	0
D. Harris	4	1	3	.5-4	0-0	0	0	0
D. Lowery	4	2	2	0-0	0-0	2	0	0
H. Poteat	4	3	1	1-6	0-0	0	1	0

Player	TT	S	A	S-yds	l-yds	PD	FF	FR
D. Bowens	3	1	2	0-0	0-0	1	0	0
K. Jenkins	3	3	0	0-0	0-0	0	0	0
C. Pace	3	3	0	1-6	0-0	0	1	1
K. Rhodes	3	2	1	0-0	0-0	0	0	0
K. Coleman	2	2	0	0-0	0-0	0	0	0
S. Pouha	2	1	1	0-0	0-0	0	0	0
B. Thomas	2	1	1	.5-4	0-0	0	0	0
D. Barrett	1	1	0	0-0	0-0	0	0	0

RAIDERS 16, JETS 13 - OT

at

OCT. 19, 2008 - Oakland Coliseum - Attendance: 61,901 - Time: 3:24
WEATHER: 59º, Humidity 66%, Wind WSW 8 mph

Team	1st	2nd	3rd	4th	OT	Final
Jets	3	0	0	10	0	**13**
Raiders	3	0	7	3	3	**16**

FIELD GOALS	(made( ) & missed)
J. Feely	(40) (52)
S. Janikowski	(29) 40RU (37) (57)

SCORING SUMMARY

				NYJ	OAK
JETS	1	11:41	J. Feely 40 FG (9-58, 3:19)	3	0
RAIDERS	1	1:49	S. Janikowski 29 FG (5-5, 2:11)	3	3
RAIDERS	3	9:35	J. Walker 8 yard pass from J. Russell (Janikowski)(9-70, 5:25)	3	10
JETS	4	8:00	L. Washington 11 yard run (Feely)(9-87, 5:25)	10	10
RAIDERS	4	2:56	S. Janikowski 37 FG (10-62, 5:04)	10	13
JETS	4	0:03	J. Feely 52 FG (10-61, 1:21)	13	13
RAIDERS	OT	2:30	S. Janikowski 57 FG (6-42, 2:06)	13	16

STARTING LINEUPS

NEW YORK JETS

Offense			Defense		
WR	87	Coles	LE	92	Ellis
LT	60	Ferguson	NT	77	Jenkins
LG	66	Faneca	RE	93	K. Coleman
C	74	Mangold	OLB	99	B. Thomas
RG	65	Moore	ILB	50	Barton
RT	67	Woody	ILB	52	D. Harris
TE	86	Baker	OLB	97	Pace
WR	89	Cotchery	LCB	24	Revis
QB	4	Favre	RCB	34	Lowery
WR	83	Stuckey	SS	33	E. Smith
WR	16	B. Smith	FS	25	Rhodes

OAKLAND RAIDERS

Offense			Defense		
WR	84	Walker	DE	58	Edwards
LT	77	K. Harris	DT	93	Kelly
LG	76	Gallery	DT	61	Warren
C	64	Grove	DE	98	J. Richardson
RG	66	Carlisle	MLB	52	Morrison
RT	74	Green	OLB	53	Howard
TE	86	Stewart	OLB	57	Brown
WR	81	Schilens	CB	21	Asomugha
QB	2	Russell	CB	23	Hall
RB	25	Fargas	SS	28	Wilson
WR	80	Z. Miller	FS	31	Eugene

JETS SUBSTITUTIONS

K 3 Feely, P 6 Hodges, WR 15 Wright, RB 20 Jones, RB 22 Chatman, DB 23 Poteat, S 27 Elam, RB/KR 29 Washington, DB 31 Carroll, CB 36 Barrett, FB 49 T.Richardson, LB 53 Spencer, LB 56 Gholston, DT 69 Mosley, DE 70 DeVito, T 78 Hunter, TE 81 Keller, TE/LS 85 Dearth, TE 88 Franks, DT 91 Pouha, LB 96 Bowens

OFFICIALS

Referee — Jerome Boger (23), Umpire — Tony Michalek (115), Head Linesman — Jerry Bergman (91), Line Judge — Jeff Bergman (32), Field Judge — Terry Brown (43), Side Judge — Scott Steenson (88), Back Judge — Billy Smith (2), Replay — Dick Creed

GAME NOTES

The Jets rushed for at least 200 yards for the first time since producing 221 rushing yards vs. DET, 10/22/06...The Jets started on offense in a four-wide receiver formation with **Laveranues Coles, Jerricho Cotchery, Chansi Stuckey,** his second career start, and **Brad Smith**, his first start of the season...**Chris Baker** led the Jets in receptions with a season-high five for 42 yards, making him the third different player to lead the team in receptions this season...**Thomas Jones'** 159 yards on 24 carries is the 24th time in his career he has surpassed the 100-yard mark in a game, 22nd in the regular season, sixth as a Jet and second this season...Coles leads the team in receptions with 30 catches and 369 receiving yards...Stuckey's 31-yard reception in the fourth quarter marks the longest of his career...**Leon Washington's** 11-yard touchdown run was his first score of the season...**Jay Feely's** 52-yard field goal marks his longest kick since making a 53-yard field goal while with MIA, against the Jets, 12/2/07...This marked the second time that an OAK-NYJ game went into overtime, the Jets won the previous contest with a 27-24 victory at OAK, 11/9/03...The Jets achieved a season high with 418 total net yards, beating the previous mark of 373 against ARI, 9/28/08...**Sebastian Janikowski's** 57-yard field goal was not the longest recorded by a Jets opponent, Miami's **Pete Stoyanovich** made a 59-yarder, 11/12/89.

FINAL INDIVIDUAL STATISTICS

NEW YORK JETS

RUSHING	ATT	YDS	AVG	LG	TD
T. Jones	24	159	6.6	31	0
B. Smith	4	59	14.8	36	0
L. Washington	3	19	6.3	11	1
B. Favre	2	5	2.5	5	0
Total	**33**	**242**	**7.3**	**36**	**1**

PASSING	ATT	CMP	YDS	SK/YD	TD	LG	IN	RT
B. Favre	38	21	197	3/21	0	31	2	47.8

PASS RECEIVING	NO	YDS	AVG	LG	TD
C. Baker	5	42	8.4	12	0
L. Coles	4	51	12.8	19	0
B. Smith	4	29	7.3	18	0
L. Washington	3	21	7.0	8	0
C. Stuckey	2	48	24.0	31	0
D. Keller	1	6	6.0	6	0
J. Cotchery	1	0	0.0	0	0
T. Jones	1	0	0.0	0	0
Total	**21**	**197**	**9.4**	**31**	**0**

INTERCEPTIONS	NO	YDS	AVG	LG	TD
None					

PUNTING	NO	YDS	AVG	NET	TB	IN20	LG
R. Hodges	7	278	39.7	35.0	0	3	50

PUNT RETURNS	NO	YDS	AVG	FC	LG	TD
L. Washington	3	0	0.0	0	0	0

KICKOFF RETURNS	NO	YDS	AVG	FC	LG	TD
L. Washington	3	52	17.3	0	23	0

OAKLAND RAIDERS

RUSHING	ATT	YDS	AVG	LG	TD
J. Fargas	28	74	2.6	16	0
D. McFadden	8	39	4.9	15	0
J. Alston	1	22	22.0	22	0
J. Higgins	1	18	18.0	18	0
Total	**38**	**153**	**4.0**	**22**	**0**

PASSING	ATT	CMP	YDS	SK/YD	TD	LG	IN	RT
J. Russell	30	17	203	2/12	1	27	0	88.6

PASS RECEIVING	NO	YDS	AVG	LG	TD
J. Walker	5	75	15.0	27	1
Z. Miller	4	57	14.3	27	0
D. McFadden	3	50	16.7	25	0
C. Schilens	2	10	5.0	5	0
J. Fargas	2	7	3.5	4	0
T. Stewart	1	4	4.0	4	0
Total	**17**	**203**	**11.9**	**27**	**1**

INTERCEPTIONS	NO	YDS	AVG	LG	TD
D. Hall	1	10	10.0	10	0
Gi. Wilson	1	0	0.0	0	0
Total	**2**	**10**	**5.0**	**10**	**0**

PUNTING	NO	YDS	AVG	NET	TB	IN20	LG
S. Lechler	7	303	43.3	40.4	1	5	60

PUNT RETURNS	NO	YDS	AVG	FC	LG	TD
J. Higgins	3	33	11.0	3	22	0

KICKOFF RETURNS	NO	YDS	AVG	FC	LG	TD
T. Branch	4	62	15.5	0	20	0

FINAL TEAM STATISTICS

	JETS	RAIDERS
TOTAL FIRST DOWNS	23	19
By Rushing	12	7
By Passing	8	10
By Penalty	3	2
THIRD DOWN EFFICIENCY	5-16-31%	4-17-24%
FOURTH DOWN EFFICIENCY	0-0-0%	1-1-100%
TOTAL NET YARDS	418	344
Total Offensive Plays (inc. times thrown passing)	74	70
Average gain per offensive play	5.6	4.9
NET YARDS RUSHING	242	153
Total Rushing Plays	33	38
Average gain per rushing play	7.3	4.0
Tackles for a loss – number and yards	1-2	4-18
NET YARDS PASSING	176	191
Times thrown – yards lost attempting to pass	3-21	2-12
Gross yards passing	197	203
ATT-COMP-HAD INTERCEPTED	38-21-2	30-17-0
Average gain/pass play (inc. # thrown passing)	4.3	6.0
KICKOFFS Number-In End Zone-Touchbacks	4-0-0	5-4-2
PUNTS Number and Average	7-39.7	7-43.3
Had Blocked	0	0
FGs – PATs Had Blocked	0-0	0-0
Net punting average	35.0	40.4
TOTAL RETURN YARDAGE (Not Including Kickoffs)	0	43
No. and Yards Punt Returns	3-0	3-33
No. and Yards Kickoff Returns	3-52	4-62
No. and Yards Interception Returns	0-0	2-10
PENALTIES Number and Yards	7-60	14-85
FUMBLES Number and Lost	4-1	2-0
TOUCHDOWNS	1	1
Rushing	1	0
Passing	0	1
EXTRA POINTS Made-Attempts	1-1	1-1
Kicking Made-Attempts	1-1	1-1
FIELD GOALS Made-Attempts	2-2	3-4
RED ZONE EFFICIENCY	1-2-50%	1-3-33%
GOAL TO GO EFFICIENCY	0-1-0%	1-2-50%
SAFETIES	0	0
FINAL SCORE	13	16
TIME OF POSSESSION	36:51	35:39

DEFENSIVE STATISTICS

Player	TT	S	A	S-yds	I-yds	PD	FF	FR
D. Harris	10	6	4	0-0	0-0	0	0	0
E. Barton	7	6	1	0-0	0-0	1	0	0
D. Lowery	7	6	1	0-0	0-0	1	0	0
K. Rhodes	7	5	2	0-0	0-0	0	0	0
K. Coleman	6	5	1	0-0	0-0	0	0	0
E. Smith	6	2	4	0-0	0-0	0	0	0
B. Thomas	5	3	2	0-0	0-0	0	0	0
S. Ellis	4	1	3	1-7	0-0	0	0	0
C. Pace	4	1	3	0-0	0-0	0	0	0
D. Barrett	3	3	0	0-0	0-0	0	0	0
A. Elam	3	3	0	0-0	0-0	0	0	0
K. Jenkins	3	2	1	0-0	0-0	0	0	0
D. Bowens	3	1	2	0-0	0-0	0	0	0
D. Revis	2	1	1	0-0	0-0	2	0	0
H. Poteat	1	1	0	0-0	0-0	0	0	0
S. Pouha	1	1	0	.0-0	0-0	0	0	0
V. Gholston	1	0	1	0-0	0-0	0	0	0
C. Mosley	1	0	1	0-0	0-0	0	0	0
TEAM	0	0	0	1-5	0-0	0	1	0

at

JETS 28, CHIEFS 24

OCT. 26, 2008 - The Meadowlands - Attendance: 78,037 - Time: 3:04
WEATHER: 59º, Humidity 49%, Wind Variable 5 mph

Team	1st	2nd	3rd	4th	OT	Final
Chiefs	0	14	3	7	-	**24**
Jets	7	7	7	7	-	**28**

FIELD GOALS	(made( ) & missed)
J. Feely	36WL
C. Barth	(30)

SCORING SUMMARY

				KC	NYJ
JETS	1	8:50	L. Washington 18 yard pass from B.Favre (Feely) (10-73, 6:10)	0	7
CHIEFS	2	13:51	T. Gonzalez 19 yard pass from T.Thigpen (Barth) (4-38, 1:13)	7	7
JETS	2	1:48	L. Washington 60 yard run (Feely) (4-90, 0:46)	7	14
CHIEFS	2	0:04	M. Bradley 11 yard pass from T.Thigpen (Barth) (9-74, 1:44)	14	14
CHIEFS	3	9:51	C. Barth 30 FG (12-66, 5:09)	17	14
JETS	3	0:48	T. Jones 1 yard run (Feely) (13-72, 6:12)	17	21
CHIEFS	4	7:48	B. Flowers 91 yard interception return (Barth)	24	21
JETS	4	1:00	L. Coles 15 yard pass from B.Favre (Feely) (6-46, 2:01)	24	28

STARTING LINEUPS

KANSAS CITY CHIEFS

Offense			Defense		
WR	82	Bowe	LDE	91	Hali
LT	76	Albert	LT	93	Tyler
LG	54	Waters	RT	72	Dorsey
C	64	Niswanger	RDE	90	McBride
RG	73	A. Jones	LOLB	53	Williams
RT	77	McIntosh	MLB	55	P. Thomas
TE	88	Gonzalez	ROLB	56	Johnson
WR	83	Bradley	RCB	24	Flowers
TE	87	Cottam	LCB	39	Carr
QB	4	Thigpen	SS	49	Pollard
RB	21	K. Smith	FS	44	Page

NEW YORK JETS

Offense			Defense		
WR	87	Coles	LE	92	Ellis
LT	60	Ferguson	NT	77	Jenkins
LG	66	Faneca	RE	93	K. Coleman
C	74	Mangold	OLB	99	B. Thomas
RG	65	Moore	ILB	50	Barton
RT	67	Woody	ILB	52	Harris
TE	81	Keller	OLB	97	Pace
WR	89	Cotchery	LCB	24	Revis
QB	4	Favre	RCB	34	Lowery
FB	49	Richardson	SS	33	E. Smith
RB	20	T. Jones	FS	25	Rhodes

JETS SUBSTITUTIONS

K 3 Feely, P 6 Hodges, WR 15 Wright, WR 16 B.Smith, CB/KR 21 Miller, RB 22 Chatman, DB 23 Poteat, S 27 Elam, RB/KR 29 Washington, CB 30 D.Coleman, DB 31 Carroll, LB 53 Spencer, LB 56 Gholston, DT 69 Mosley, DE 70 DeVito, OL 75 Turner, T 78 Hunter, WR 83 Stuckey, TE/LS 85 Dearth, TE 86 Baker, DT 91 Pouha, LB 96 Bowens

OFFICIALS

Referee — Peter Morelli (135) Umpire — Richard Hall (49) Head Linesman — George Hayward (54) Line Judge — Darryll Lewis (130) Field Judge — Rob Vernatchi (75) Side Judge — Greg Wilson (119) Back Judge — Kirk Dornan (6) Replay — Terry Poulos

GAME NOTES

The Jets 420 total net yards are the most by the Jets since the 441 yards gained at GB, 12/3/06...The Jets, who gained 418 net yards last week at OAK, recorded back-to-back games over 400 net offensive yards for the first time since 1998... **Brett Favre's** fourth-quarter comeback was the 41st of his career (second consecutive against KC) and first as a Jet... **Leon Washington's** 18-yard catch-and-run in the first quarter was the first touchdown reception of his career, and his 60-yard touchdown run in the second quarter was the longest rush of his career, his second rushing touchdown of the season, ninth of his career and longest run by a Jet since 2002...**Thomas Jones'** third-quarter touchdown was the fourth of the season and 39th of his career, his 54 rushing yards gave him 7,035 yards for his career, making him the 49th running back to surpass 7,000 career rushing yards...**Laveranues Coles'** 15-yard reception with 1:00 to play was his fifth of the season and the 42nd of his career...**Jerricho Cotchery** finished with nine receptions for 102 yards, marking the eighth time he has surpassed 100 yards...**Brad Smith's** pass attempt was his first of the season and second of his career...**Kerry Rhodes** recorded a first-quarter sack of Tyler Thigpen, his first of the season... **Shaun Ellis** recorded his sixth sack of the season in seven games, totalling 59.5 total career sacks...**Drew Coleman's** second-quarter sack of Thigpen was his first of the season and second of his career...**David Bowens** now was three sacks on the season and 31.5 in his career...**James Dearth** has now appeared in 119 consecutive games, which ties him with Curtis Martin for the sixth-longest streak in Jets franchise history...**Justin Miller** and **Robert Turner** made their first appearances this season...Miller had one kickoff return for 22 yards and one special teams tackle.

FINAL INDIVIDUAL STATISTICS

KANSAS CITY CHIEFS

RUSHING	ATT	YDS	AVG	LG	TD
J. Charles	5	45	9.0	30	0
T. Thigpen	4	20	5.0	10	0
K. Smith	11	15	1.4	4	0
Total	**20**	**80**	**4.0**	**30**	**0**

PASSING	ATT	CMP	YDS	SK/YD	TD	LG	IN	RT
T. Thigpen	36	25	280	4/30	2	36	0	110.9

PASS RECEIVING	NO	YDS	AVG	LG	TD
D. Bowe	6	102	17.0	36	0
T. Gonzalez	6	79	13.2	21	1
M. Bradley	5	42	8.4	13	1
B. Cottam	4	34	8.5	11	0
K. Smith	2	15	7.5	8	0
J. Charles	1	4	4.0	4	0
D. Darling	1	4	4.0	4	0
Total	**25**	**280**	**11.2**	**36**	**2**

INTERCEPTIONS	NO	YDS	AVG	LG	TD
B. Flowers	2	118	59.0	91	1
J. Page	1	0	0.0	0	0
Total	**3**	**118**	**39.3**	**91**	**1**

PUNTING	NO	YDS	AVG	NET	TB	IN20	LG
S. Weatherford	7	289	41.3	28.3	1	1	54

PUNT RETURNS	NO	YDS	AVG	FC	LG	TD
D. Savage	2	7	3.5	0	11	0

KICKOFF RETURNS	NO	YDS	AVG	FC	LG	TD
D. Savage	5	123	24.6	0	35	0

NEW YORK JETS

RUSHING	ATT	YDS	AVG	LG	TD
L. Washington	3	67	22.3	60	1
T. Jones	14	54	3.9	17	1
J. Chatman	4	8	2.0	5	0
L. Coles	1	6	6.0	6	0
B. Smith	1	1	1.0	1	0
B. Favre	1	-1	-1.0	-1	0
Total	**24**	**135**	**5.6**	**60**	**2**

PASSING	ATT	CMP	YDS	SK/YD	TD	LG	IN	RT
B. Favre	40	28	290	1/5	2	24	3	76.0
B. Smith	1	0	0	0/0	0	0	0	39.6

PASS RECEIVING	NO	YDS	AVG	LG	TD
J. Cotchery	9	102	11.3	24	0
L. Coles	7	64	9.1	15	1
D. Keller	4	38	9.5	23	0
C. Stuckey	3	43	14.3	18	0
L. Washington	3	34	11.3	18	1
T. Jones	1	6	6.0	6	0
J. Chatman	1	3	3.0	3	0
Total	**28**	**290**	**10.4**	**24**	**2**

INTERCEPTIONS	NO	YDS	AVG	LG	TD
None					

PUNTING	NO	YDS	AVG	NET	TB	IN20	LG
R. Hodges	3	143	47.7	38.7	1	1	50

PUNT RETURNS	NO	YDS	AVG	FC	LG	TD
L. Washington	3	71	23.7	2	37	0

KICKOFF RETURNS	NO	YDS	AVG	FC	LG	TD
L. Washington	4	102	25.5	0	28	0
J. Miller	1	22	22.0	0	22	0

FINAL TEAM STATISTICS

	CHIEFS	JETS
TOTAL FIRST DOWNS	17	22
By Rushing	3	4
By Passing	14	17
By Penalty	0	1
THIRD DOWN EFFICIENCY	4-13-31%	6-11-55%
FOURTH DOWN EFFICIENCY	0-1-0%	0-0-0%
TOTAL NET YARDS	330	420
Total Off. Plays (inc. times thrown passing)	60	66
Average gain per offensive play	5.5	6.4
NET YARDS RUSHING	80	135
Total Rushing Plays	20	24
Average gain per rushing play	4.0	5.6
Tackles for a loss – number and yards	4-12	1-1
NET YARDS PASSING	250	285
Times thrown – yards lost attempting to pass	4-30	1-5
Gross yards passing	280	290
ATT-COMP-HAD INTERCEPTED	36-25-0	41-28-3
Average gain/pass play (inc. # thrown passing)	6.3	6.8
KICKOFFS Number-In End Zone-Touchbacks	5-1-0	5-1-0
PUNTS Number and Average	7-41.3	3-47.7
Had Blocked	0	0
FGs – PATs Had Blocked	0-0	0-0
Net Punting Average	28.3	38.7
TOTAL RETURN YARDAGE (Not Including Kickoffs)	125	71
No. and Yards Punt Returns	2-7	3-71
No. and Yards Kickoff Returns	5-123	5-124
No. and Yards Interception Returns	3-118	0-0
PENALTIES Number and Yards	4-39	4-20
FUMBLES Number and Lost	0-0	0-0
TOUCHDOWNS	3	4
Rushing	0	2
Passing	2	2
Interceptions	1	0
EXTRA POINTS Made-Attempts	3-3	4-4
Kicking Made-Attempts	3-3	4-4
FIELD GOALS Made-Attempts	1-1	0-1
RED ZONE EFFICIENCY	2-3-67%	3-5-60%
GOAL TO GO EFFICIENCY	0-1-0%	1-1-100%
SAFETIES	0	0
FINAL SCORE	24	28
TIME OF POSSESSION	26:44	33:16

DEFENSIVE STATISTICS

Player	TT	S	A	S-yds	I-yds	PD	FF	FR
D. Lowery	8	5	3	0-0	0-0	0	0	0
K. Rhodes	7	6	1	1-5	0-0	0	0	0
K. Coleman	5	1	4	0-0	0-0	0	0	0
E. Barton	5	5	0	0-0	0-0	1	0	0
C. Pace	5	4	1	0-0	0-0	0	0	0
K. Jenkins	4	2	2	0-0	0-0	0	0	0
A. Elam	3	2	1	0-0	0-0	0	0	0
D. Revis	3	2	1	0-0	0-0	1	0	0
B. Thomas	3	2	1	0-0	0-0	0	0	0
H. Poteat	3	1	2	0-0	0-0	0	0	0
D. Bowens	3	0	3	1-6	0-0	0	0	0
S. Pouha	2	1	1	0-0	0-0	0	0	0
S. Ellis	2	0	2	1-7	0-0	0	0	0
M. DeVito	1	1	0	0-0	0-0	0	0	0
D. Harris	1	1	0	0-0	0-0	0	0	0
E. Smith	1	1	0	.0-0	0-0	1	0	0
D. Coleman	1	0	1	1-12	0-0	2	0	0

at

JETS 26, BILLS 17

NOV. 2, 2008 - Ralph Wilson Stadium - Attendance: 71,827 - Time: 3:00
WEATHER: 49º, Humidity 50%, Wind East 15 mph

Team	1st	2nd	3rd	4th	OT	Final
Jets	13	0	10	3	-	**26**
Bills	7	0	3	7	-	**17**

FIELD GOALS	(made( ) & missed)
J. Feely	(37) (26) 3lWL (20) (31)
R. Lindell	(53) 43WL

SCORING SUMMARY

				NYJ	BUF
JETS	1	13:13	J. Feely 37 FG (6-42, 1:47)	3	0
BILLS	1	11:26	D. Fine 9 yard pass from T. Edwards (Lindell) (3-57, 1:47)	3	7
JETS	1	8:05	J. Feely 26 FG (4-[-2], 0:56)	6	7
JETS	1	0:00	A. Elam 92 yard interception return (Feely)	13	7
JETS	3	8:55	J. Feely 20 FG (9-51, 4:46)	16	7
BILLS	3	3:32	R. Lindell 53 FG (9-36, 5:23)	16	10
JETS	3	1:07	T. Jones 7 yard run (Feely) (4-60, 2:25)	23	10
BILLS	4	10:53	J. Greer 42 yard interception return (Lindell)	23	17
JETS	4	2:12	J. Feely 31 FG (14-65, 8:41)	26	17

STARTING LINEUPS

NEW YORK JETS

Offense			Defense		
WR	87	Coles	LE	92	Ellis
TE	81	Keller	NT	77	Jenkins
LT	60	Ferguson	RE	93	K.Coleman
LG	66	Faneca	OLB	99	B.Thomas
C	74	Mangold	ILB	50	Barton
RG	65	Moore	ILB	96	Bowens
RT	67	Woody	OLB	97	Pace
TE	86	Baker	LCB	24	Revis
WR	89	Cotchery	RCB	34	Lowery
QB	4	Favre	SS	27	Elam
RB	20	Jones	S	25	Rhodes

BUFFALO BILLS

Offense			Defense		
WR	83	Evans	LE	90	Kelsay
LT	71	Peters	LT	99	Stroud
LG	66	Dockery	RT	95	Williams
C	75	Preston	RE	92	Denney
RG	65	Whittle	WLB	56	Ellison
RT	68	Walker	MLB	51	Posluszny
TE	80	Schouman	SLB	59	Mitchell
WR	81	Hardy	LCB	24	McGee
QB	5	Edwards	RCB	33	Greer
RB	23	Lynch	SS	20	Whitner
FB	38	McIntyre	FS	30	Simpson

JETS SUBSTITUTIONS

K 3 Feely, P 6 Hodges, WR 15 Wright, WR 16 B.Smith, CB 23 Poteat, RB/KR 29 Washington, CB 30 D.Coleman, DB 31 Carroll, CB 36 Barrett, DB 44 Ihedigbo, FB 49 Richardson, LB 53 Spencer, LB 56 Gholston, LB 57 Trusnik, DT 69 Mosley, DE 70 DeVito, OL 75 Turner, OT 78 Hunter, WR 83 Stuckey, TE/LS 85 Dearth, DT 91 Pouha, LB 94 Murrell

OFFICIALS

Referee — Ron Winter (14), Umpire — Ruben Fowler (71), Head Linesman — Jim Mello (48), Line Judge — Tom Stephan (68), Field Judge — Duke Carroll (11), Side Judge — Tom Hill (97), Back Judge — Richard Reels (83), Replay — Ken Baker

GAME NOTES

The fourth-quarter 14-play, 65-yard drive that lasted 8:41 and culminated in a 31-yard field goal by **Jay Feely** was the longest scoring drive by time elapsed for the Jets this season...The Jets held the Bills to 30 yard rushing on 17 carries, the lowest rushing total they have allowed in a game since they allowed only 25 yards against HOU, 11/26/06... The Jets five sacks give them 29 on the season through eight games, which matches the Jets full-season total in 2007... **Brett Favre** recorded his 9,000th career pass attempt with the seventh attempt in the first quarter...**Thomas Jones** now has 7,104 yards rushing and has passed Charlie Garner(7,097 yards) for 48th place all-time in NFL history... **Tony Richardson** recorded his first rushing attempt as a Jet going for three yards, which gave the Jets a key first down with under four minutes left in the game...**Abram Elam** intercepted a **Trent Edwards** pass on the last play of the first quarter and ran it back 92 yards for a touchdown, recording his first career interception and touchdown... Elam's return is the longest by a Jet since 1999 and he is tied for the fourth-longest interception return for a touchdown in franchise history...**Darrelle Revis** recorded his first career sack in which he forced and recovered a fumble... Revis' interception in the fourth quarter in the end zone was his team-leading fourth pick of the season and ninth of his career...**Kris Jenkins** recorded 1.5 sacks on Edwards... **David Bowens** made his first career start of the season, his third start as a Jet and 18th of his 10-season career... **James Ihedigbo** made his first career appearance in the NFL when he played on the Jets return team on opening kickoff...**Jason Trusnik** played in his first game in 2008 since being activated from the PUP list, 11/1/08.

FINAL INDIVIDUAL STATISTICS

NEW YORK JETS

RUSHING	ATT	YDS	AVG	LG	TD
T. Jones	12	69	5.8	23	1
L. Washington	7	13	1.9	5	0
J. Cotchery	1	8	8.0	8	0
B. Smith	1	5	5.0	5	0
T. Richardson	1	3	3.0	3	0
B. Favre	3	-2	-0.7	0	0
Total	**25**	**96**	**3.8**	**23**	**1**

PASSING	ATT	CMP	YDS	SK/YD	TD	LG	IN	RT
B. Favre	28	19	201	0/0	0	40	1	73.7

PASS RECEIVING	NO	YDS	AVG	LG	TD
J. Cotchery	6	62	10.3	35	0
T. Jones	6	38	6.3	14	0
L. Coles	3	40	13.3	14	0
L. Washington	2	42	21.0	40	0
D. Keller	2	19	9.5	15	0
Total	**19**	**201**	**10.6**	**40**	**0**

INTERCEPTIONS	NO	YDS	AVG	LG	TD
A. Elam	1	92	92.0	92	1
D. Revis	1	0	0.0	0	0

PUNTING	NO	YDS	AVG	NET	TB	IN20	LG
R. Hodges	1	46	46.0	46.0	0	1	46

PUNT RETURNS	NO	YDS	AVG	FC	LG	TD
None						

KICKOFF RETURNS	NO	YDS	AVG	FC	LG	TD
L. Washington	3	70	23.3	0	40	0

BUFFALO BILLS

RUSHING	ATT	YDS	AVG	LG	TD
M. Lynch	9	16	1.8	6	0
F. Jackson	7	15	2.1	7	0
T. Edwards	1	-1	-1.0	-1	0
Total	**17**	**30**	**1.8**	**7**	**0**

PASSING	ATT	CMP	YDS	SK/YD	TD	LG	IN	RT
T. Edwards	35	24	289	5/27	1	42	2	79.3

PASS RECEIVING	NO	YDS	AVG	LG	TD
R. Royal	5	70	14.0	21	0
D. Fine	4	43	10.8	20	1
L. Evans	4	41	10.3	19	0
M. Lynch	3	52	17.3	42	0
R. Parrish	3	51	17.0	22	0
F. Jackson	3	25	8.3	11	0
S. Johnson	1	8	8.0	8	0
C. McIntyre	1	-1	-1.0	-1	0
Total	**24**	**289**	**12.0**	**42**	**1**

INTERCEPTIONS	NO	YDS	AVG	LG	TD
J. Greer	1	42	42.0	42	1

PUNTING	NO	YDS	AVG	NET	TB	IN20	LG
B. Moorman	1	39	39.0	39.0	0	0	39

PUNT RETURNS	NO	YDS	AVG	FC	LG	TD
None						

KICKOFF RETURNS	NO	YDS	AVG	FC	LG	TD
L. McKelvin	7	179	25.6	0	44	0

FINAL TEAM STATISTICS

	JETS	BILLS
TOTAL FIRST DOWNS	16	18
By Rushing	6	3
By Passing	10	13
By Penalty	0	2
THIRD DOWN EFFICIENCY	5-11-45%	8-13-62%
FOURTH DOWN EFFICIENCY	0-0-0%	0-1-0%
TOTAL NET YARDS	297	292
Total Off. Plays (inc. times thrown passing)	53	57
Average gain per offensive play	5.6	5.1
NET YARDS RUSHING	96	30
Total Rushing Plays	25	17
Average gain per rushing play	3.8	1.8
Tackles for a loss – number and yards	3-4	2-2
NET YARDS PASSING	201	262
Times thrown – yards lost attempting to pass	0-0	5-27
Gross yards passing	201	289
ATT-COMP-HAD INTERCEPTED	28-19-1	35-24-2
Average gain per pass play (inc. # thrown passing)	7.2	6.6
KICKOFFS Number-In End Zone-Touchbacks	7-1-0	4-1-0
PUNTS Number and Average	1-46.0	1-39.0
Had Blocked	0	0

	JETS	BILLS
FGs – PATs Had Blocked	0-0	0-0
Net Punting Average	46.0	39.0
TOTAL RETURN YARDAGE (Not Including Kickoffs)	92	42
No. and Yards Punt Returns	0-0	0-0
No. and Yards Kickoff Returns	3-70	7-179
No. and Yards Interception Returns	2-92	1-42
PENALTIES Number and Yards	5-34	7-45
FUMBLES Number and Lost	1-0	3-1
TOUCHDOWNS	2	2
Rushing	1	0
Passing	0	1
Fumbles	1	1
EXTRA POINTS Made-Attempts	2-2	2-2
Kicking Made-Attempts	2-2	2-2
FIELD GOALS Made-Attempts	4-5	1-2
RED ZONE EFFICIENCY	1-6-17%	1-4-25%
GOAL TO GO EFFICIENCY	1-3-33%	1-2-50%
SAFETIES	0	0
FINAL SCORE	26	17
TIME OF POSSESSION	29:56	30:04

DEFENSIVE STATISTICS

Player	TT	S	A	S-yds	I-yds	PD	FF	FR
E. Barton	8	4	4	0-0	0-0	0	0	0
K. Coleman	6	2	4	.5-2.5	0-0	0	0	0
D. Revis	5	4	1	1-9	1-0	1	1	1
D. Lowery	4	4	0	0-0	0-0	0	1	0
B. Thomas	4	3	1	0-0	0-0	0	0	0
D. Bowens	4	2	2	1-2	0-0	0	0	0
K. Rhodes	4	2	2	0-0	0-0	1	0	0
K. Jenkins	3	2	1	1.5-8.5	0-0	0	0	0

Player	TT	S	A	S-yds	I-yds	PD	FF	FR
H. Poteat	3	2	1	0-0	0-0	0	0	0
C. Mosley	3	1	2	0-0	0-0	0	0	1
C. Pace	2	2	0	0-0	0-0	0	0	0
D. Barrett	2	2	0	0-0	0-0	1	0	0
S. Ellis	2	1	1	0-0	0-0	0	0	0
S. Pouha	2	1	1	0-0	0-0	1	0	0
A. Elam	1	1	0	0-0	1-92	2	0	0
V. Gholston	1	0	1	.5-5	0-0	0	0	0
D. Coleman	0	0	0	0-0	0-0	1	0	0

at

JETS 47, RAMS 3

NOV. 9, 2008 - The Meadowlands - Attendance: 78,073 - Time: 2:45
WEATHER: 53º, Humidity 46%, Wind WSW 14 mph

Team	1st	2nd	3rd	4th	OT	Final
Rams	0	0	3	0	-	**3**
Jets	17	23	0	7	-	**47**

FIELD GOALS (made( ) & missed)
J. Brown (37)
J. Feely (22) (49) (46) (55)

SCORING SUMMARY

				STL	NYJ
JETS	1	10:27	T. Jones 13 yard run (Feely) (8-80, 4:33)	0	7
JETS	1	6:55	J. Feely 22 FG (5-61, 2:11)	0	10
JETS	1	4:45	C. Pace 50 yard fumble return (Feely)	0	17
JETS	2	12:05	T. Jones 2 yard run (Feely) (12-58, 6:04)	0	24
JETS	2	6:53	J. Feely 49 FG (5-18, 2:51)	0	27
JETS	2	3:55	J. Feely 46 FG (4-3, 1:33)	0	30
JETS	2	0:28	D. Keller 1 yard pass from B. Favre (Feely) (4-18, 1:54)	0	37
JETS	2	0:00	J. Feely 55 FG (2-7, 0:11)	0	40
RAMS	3	9:51	J. Brown 37 FG (10-57, 5:09)	3	40
JETS	4	12:42	T. Jones 6 yard run (Feely) (7-59, 4:29)	3	47

STARTING LINEUPS

ST. LOUIS RAMS

Offense			Defense		
WR	81	Holt	LDE	91	Little
LT	76	O. Pace	UT	97	Glover
LG	63	Bell	NT	95	Ryan
C	60	Leckey	RDE	72	Long
RG	68	Incognito	SLB	53	Culberson
RT	70	Barron	MLB	51	Witherspoon
TE	88	Klopfenstein	WLB	50	Tinoisamoa
WR	17	Avery	LCB	24	Bartell
QB	10	Bulger	RCB	34	Brown
TE	87	Becht	SS	21	Atogwe
RB	30	Pittman	FS	25	Chavous

NEW YORK JETS

Offense			Defense		
WR	87	Coles	LE	92	Ellis
LT	60	Ferguson	NT	77	Jenkins
LG	66	Faneca	RE	93	K. Coleman
C	74	Mangold	OLB	99	Thomas
RG	65	Moore	ILB	50	Barton
RT	67	Woody	ILB	96	Bowens
TE	81	Keller	OLB	97	C. Pace
WR	89	Cotchery	LCB	24	Revis
QB	4	Favre	RCB	34	Lowery
FB	49	Richardson	SS	27	Elam
RB	20	T. Jones	FS	25	Rhodes

JETS SUBSTITUTIONS

K 3 Feely, P 6 Hodges, QB 11 Clemens, WR 15 Wright, WR 16 B.Smith, CB 23 Poteat, RB/KR 29 Washington, CB 30 D.Coleman, DB 31 Carroll, CB 36 Barrett, DB 44 Ihedigbo, LB 53 Spencer, LB 56 Gholston, LB 57 Trusnik, DT 69 Mosley, DE 70 DeVito, OL 75 Turner, T 78 Hunter, WR 83 Stuckey, TE/LS 85 Dearth, TE 86 Baker, DT 91 Pouha, LB 94 Murrell

OFFICIALS

Referee — William Carollo (63), Umpire — Bill Schuster (129), Head Linesman — John Schleyer (21), Line Judge — Gary Arthur (108), Field Judge — Scott Edwards (3), Side Judge — James Coleman (95), Back Judge — Bob Waggoner (25), Replay — Bob Boylston

GAME NOTES

The Jets have now won five out of their last six games for the first time since the last six games of the 2006 season...The Jets 6-3 record after nine games is their best since 2004...The Jets 44-point margin of victory is the largest in franchise history, the previous record was 42 points, set in a 45-3 win against HOU, 9/18/88...The 40 points scored in one half is the second-most in franchise history, the record is 41, against TB, 11/17/85...The 40-point lead at halftime was tied for the third-largest lead in NFL history...Three points allowed by the Jets are the fewest since 12/31/06, a 23-3 win over OAK...The Jets led 17-0 after the first quarter, the largest first-quarter advantage in a home game in franchise history...With the touchdown on the opening drive, the Jets have scored on their first possession in the last four games...**Calvin Pace** scored on a 50-yard fumble return, the Jets fourth defensive touchdown of the season, the most in one season for the Jets since 2001 and the ninth time the Jets have scored four defensive touchdowns in a season, which is the franchise record...The Jets, with two sacks, total 31 on the season, passing the 29 sacks registered in 2007...**Brett Favre's** 112.5 rating was his third game as a Jet with a passer rating over 100...**Thomas Jones'** 149 yards rushing marked his 25th career 100-yard game...Jones' three rushing touchdowns gives him nine total this season, tying his career high set in 2005 with Chicago...Jones now leads the AFC in rushing with 750 yards on 160 carries (4.7)...**Dustin Keller's** 107 yards marks his career best and first 100-yard receiving game...**Abram Elam** recorded his first career sack and first career forced fumble, which resulted in Pace's 50-yard return for a touchdown...**Kerry Rhodes**' second-quarter interception was his first of the season and 11th of his career...**Jay Feely's** 55-yard field goal tied the record for the longest in Jets history.

FINAL INDIVIDUAL STATISTICS

ST. LOUIS RAMS

RUSHING	ATT	YDS	AVG	LG	TD
K. Darby	4	32	8.0	14	0
A. Pittman	13	28	2.2	12	0
D. Avery	1	13	13.0	13	0
S. Gado	2	4	2.0	3	0
T. Green	1	3	3.0	3	0
Total	**21**	**80**	**3.8**	**14**	**0**

PASSING	ATT	CMP	YDS	SK/YD	TD	LG	IN	RT
M. Bulger	13	6	65	2/15	0	20	1	29.3
T. Green	10	5	70	0/0	0	28	1	33.3
Total	**23**	**11**	**135**	**2/15**	**0**	**28**	**2**	**30.2**

PASS RECEIVING	NO	YDS	AVG	LG	TD
A. Pittman	2	38	19.0	22	0
D. Avery	2	29	14.5	20	0
D. Looker	2	21	10.5	16	0
K. Burton	1	28	28.0	28	0
D. Stanley	1	12	12.0	12	0
T. Holt	1	5	5.0	5	0
A. Becht	1	3	3.0	3	0
S. Gado	1	-1	-1.0	-1	0
Total	**11**	**135**	**12.3**	**28**	**0**

INTERCEPTIONS	NO	YDS	AVG	LG	TD
None					

PUNTING	NO	YDS	AVG	NET	TB	IN20	LG
D. Jones	4	207	51.8	39.5	0	0	57

PUNT RETURNS	NO	YDS	AVG	FC	LG	TD
D. Looker	1	4	4.0	0	4	0

KICKOFF RETURNS	NO	YDS	AVG	FC	LG	TD
D. Stanley	6	120	20.0	0	24	0
J. Wade	1	11	11.0	0	11	0

NEW YORK JETS

RUSHING	ATT	YDS	AVG	LG	TD
T. Jones	26	149	5.7	20	3
L. Washington	12	54	4.5	13	0
B. Smith	1	6	6.0	6	0
B. Favre	1	0	0.0	0	0
K. Clemens	3	-3	-1.0	-1	0
Total	**43**	**206**	**4.8**	**20**	**3**

PASSING	ATT	CMP	YDS	SK/YD	TD	LG	IN	RT
B. Favre	19	14	167	0/0	1	54	0	117.7

PASS RECEIVING	NO	YDS	AVG	LG	TD
D. Keller	6	107	17.8	54	1
L. Washington	4	14	3.5	7	0
B. Smith	2	14	7.0	8	0
J. Cotchery	1	18	18.0	18	0
L. Coles	1	14	14.0	14	0
Total	**14**	**167**	**11.9**	**54**	**1**

INTERCEPTIONS	NO	YDS	AVG	LG	TD
K. Rhodes	1	50	50.0	50	0
H. Poteat	1	41	41.0	41	0
Total	**2**	**91**	**45.5**	**50**	**0**

PUNTING	NO	YDS	AVG	NET	TB	IN20	LG
R. Hodges	1	36	36.0	32.0	0	0	36

PUNT RETURNS	NO	YDS	AVG	FC	LG	TD
L. Washington	4	49	12.3	0	16	0

KICKOFF RETURNS	NO	YDS	AVG	FC	LG	TD
L. Washington	1	23	23.0	0	23	0

FINAL TEAM STATISTICS

	RAMS	JETS
TOTAL FIRST DOWNS	11	24
By Rushing	2	15
By Passing	6	7
By Penalty	3	2
THIRD DOWN EFFICIENCY	4-10-40%	7-13-54%
FOURTH DOWN EFFICIENCY	0-0-0%	1-1-100%
TOTAL NET YARDS	200	373
Total Off. Plays (inc. times thrown passing)	46	62
Average gain per offensive play	4.3	6.0
NET YARDS RUSHING	80	206
Total Rushing Plays	21	43
Average gain per rushing play	3.8	4.8
Tackles for a loss – number and yards	2-5	3-3
NET YARDS PASSING	120	167
Times thrown – yards lost attempting to pass	2-15	0-0
Gross yards passing	135	167
ATT-COMP-HAD INTERCEPTED	23-11-2	19-14-0
Average gain/pass play (inc. # thrown passing)	4.8	8.8
KICKOFFS Number-In End Zone-Touchbacks	2-1-1	9-2-2
PUNTS Number and Average	4-51.8	1-36.0
Had Blocked	0	0
FGs – PATs Had Blocked	0-0	0-0
Net Punting Average	39.5	32.0
TOTAL RETURN YARDAGE (Not Including Kickoffs)	4	140
No. and Yards Punt Returns	1-4	4-49
No. and Yards Kickoff Returns	7-131	1-23
No. and Yards Interception Returns	0-0	2-91
PENALTIES Number and Yards	4-25	5-24
FUMBLES Number and Lost	3-3	1-0
TOUCHDOWNS	0	5
Rushing	0	3
Passing	0	1
Interceptions	0	1
EXTRA POINTS Made-Attempts	0-0	5-5
Kicking Made-Attempts	0-0	5-5
FIELD GOALS Made-Attempts	1-1	4-4
RED ZONE EFFICIENCY	0-2-0%	4-6-67%
GOAL TO GO EFFICIENCY	0-1-0%	3-4-75%
SAFETIES	0	0
FINAL SCORE	3	47
TIME OF POSSESSION	22:57	37:03

DEFENSIVE STATISTICS

Player	TT	S	A	S-yds	l-yds	PD	FF	FR
E. Barton	10	8	2	0.5-3.5	0-0	0	0	1
C. Spencer	5	3	2	0-0	0-0	0	0	0
D. Lowery	4	4	0	0-0	0-0	1	1	0
A. Elam	4	2	2	1-8	0-0	1	1	0
D. Revis	4	2	2	0-0	0-0	1	0	0
D. Bowens	4	1	3	0-0	0-0	0	0	0
H. Poteat	3	3	0	0-0	1-41	1	0	0
C. Mosley	3	3	0	0-0	0-0	0	0	0
C. Pace	3	1	2	0.5-3.5	0-0	0	0	1
S. Ellis	3	0	3	0-0	0-0	0	0	0
K. Rhodes	2	1	0	0-0	1-50	2	0	1
B. Thomas	2	1	1	0-0	0-0	0	1	0
M. DeVito	1	1	0	0-0	0-0	0	0	0
K. Coleman	1	1	0	0-0	0-0	0	0	0
D. Barrett	0	0	0	0-0	0-0	0	0	0

at

JETS 34, PATRIOTS 31 - OT

NOV. 13, 2008 - Gillette Stadium - Attendance: 68,756 - Time: 3:29
WEATHER: 44º, Humidity 99%, Wind North 6 mph

Team	1st	2nd	3rd	4th	OT	Final
Jets	10	14	0	7	3	**34**
Patriots	3	10	8	10	0	**31**

FIELD GOALS	(made( ) & missed)
J. Feely	(22) (34)
S. Gostkowski	(42) (31) (47)

SCORING SUMMARY

				NYJ	NE
JETS	1	9:26	L. Washington 7 yard pass from B. Favre (Feely) (10-62, 5:34)	7	0
PATRIOTS	1	4:25	S. Gostkowski 42 FG (10-44, 5:01)	7	3
JETS	1	0:06	J. Feely 22 FG (10-60, 4:19)	10	3
PATRIOTS	2	9:44	S. Gostkowski 31 FG (12-59, 5:22)	10	6
JETS	2	9:32	L. Washington 92 yard kickoff return (Feely) (0-0, 0:12)	17	6
JETS	2	4:57	J. Cotchery 15 yard pass from B. Favre (Feely) (5-87, 2:25)	24	6
PATRIOTS	2	0:15	J. Gaffney 19 yard pass from M. Cassel (Gostkowski) (10-68, 1:29)	24	13
PATRIOTS	3	0:00	B. Watson 10 yard pass from M. Cassel (Cassel-Gaffney pass) (7-78, 2:25)	24	21
PATRIOTS	4	10:16	S. Gostkowski 47 FG (6-31, 2:17)	24	24
JETS	4	3:10	T. Jones 1 yard run (Feely) (14-67, 7:06)	31	24
PATRIOTS	4	0:01	R. Moss 16 yard pass from M. Cassel (Gostkowski) (8-62, 1:03)	31	31
JETS	OT	7:10	J. Feely 34 FG (14-64, 7:50)	34	31

STARTING LINEUPS

NEW YORK JETS

Offense			Defense		
WR	87	Coles	LE	92	Ellis
LT	60	Ferguson	NT	77	Jenkins
LG	66	Faneca	RE	93	K. Coleman
C	74	Mangold	OLB	99	B. Thomas
RG	65	Moore	ILB	50	Barton
RT	67	Woody	ILB	96	Bowens
TE	86	Baker	OLB	97	C. Pace
WR	89	Cotchery	LCB	24	Revis
QB	4	Favre	RCB	34	Lowery
FB	49	Richardson	SS	27	Elam
RB	20	T. Jones	FS	25	Rhodes

NEW ENGLAND PATRIOTS

Offense			Defense		
WR	83	Welker	LE	99	M. Wright
LT	72	Light	NT	75	Wilfork
LG	70	Mankins	RE	93	Seymour
C	67	Koppen	OLB	50	Vrabel
RG	61	Neal	ILB	51	Mayo
RT	77	Kaczur	ILB	54	Bruschi
TE	84	Watson	OLB	58	Woods
WR	81	Moss	LCB	21	O'Neal
QB	16	Cassel	RCB	27	Hobbs
RB	42	Green-Ellis	SS	31	Meriweather
TE	86	D. Thomas	FS	36	Sanders

JETS SUBSTITUTIONS

K 3 Feely, P 6 Hodges, WR 15 Wright, WR 16 B.Smith, CB 22 Law, CB 23 Poteat, RB/KR 29 Washington, DB 31 Carroll, CB 36 Barrett, DB 44 Ihedigbo, LB 53 Spencer, LB 56 Gholston, LB 57 Trusnik, DT 69 Mosley, DE 70 DeVito, OL 75 Turner, T 78 Hunter, TE 81 Keller, WR 83 Stuckey, TE/LS 85 Dearth, DT 91 Pouha, LB 94 Murrell

OFFICIALS

Referee — Gene Steratore (114), Umpire — Jeff Rice (44), Head Linesman — Tom Stabile (24), Line Judge — Jeff Seeman (45), Field Judge — Greg Gautreaux (80), Side Judge — Barry Anderson (20), Back Judge — Tony Steratore (112), Replay — Al Hynes

GAME NOTES

The Jets have now won four in a row and six of the last seven games, and are 1-1 in OT games in 2008...The touchdown for the Jets on their opening drive marks the fifth straight game the Jets have scored on their opening drive (3 touchdowns, 2 field goals) and second straight touchdown on the opening drive...**Ty Law** made his first appearance in 2008 for the Jets on the second play of the first defensive series...**Brett Favre** is now 167-96 as a starter and has 263 consecutive regular season starts...The overtime win marks Favre's 42nd career fourth-quarter comeback when the team is tying or trailing...**Jerricho Cotchery's** 15-yard touchdown grab in the second quarter was his fourth of the season and Favre's 460th touchdown pass of his career...On the five-play 87-yard drive for the score, Cotchery caught three passes for 79 yards and a touchdown, including a remarkable one-handed catch against his helmet for 46 yards...**Thomas Jones** rushed for his 26th 100-yard game, and his fourth-quarter touchdown sets a career-high 10 touchdowns on the season...**Leon Washington's** 92-yard kickoff return for a touchdown is his first of the season and fourth of his career, which sets the new franchise record...It also marks the Jets 11th kickoff return for a touchdown since 2001, the most in the NFL...The Jets now have 16 players who have been credited for at least 0.5 sacks, the most in the NFL...**Eric Barton** forced **Ben Watson** to fumble in the third quarter, which was recovered by **Kerry Rhodes** and returned 11 yards...**Jay Feely's** 34-yard field goal in overtime to clinch the win is his fifth career game-winning score.

FINAL INDIVIDUAL STATISTICS

NEW YORK JETS

RUSHING	ATT	YDS	AVG	LG	TD
T. Jones	30	104	3.5	13	1
L. Washington	5	18	3.6	7	0
B. Smith	1	17	17.0	17	0
B. Favre	3	1	0.3	1	0
Total	**39**	**140**	**3.6**	**17**	**1**

PASSING	ATT	CMP	YDS	SK/YD	TD	LG	IN	RT
B. Favre	33	26	258	3/23	2	46	0	119.4

PASS RECEIVING	NO	YDS	AVG	LG	TD
D. Keller	8	87	10.9	20	0
J. Cotchery	5	87	17.4	46	1
L. Coles	5	38	7.6	16	0
C. Baker	3	11	3.7	5	0
L. Washington	2	17	8.5	10	1
T. Jones	2	15	7.5	8	0
C. Stuckey	1	3	3.0	3	0
Total	**26**	**258**	**9.9**	**46**	**2**

INTERCEPTIONS	NO	YDS	AVG	LG	TD
None					

PUNTING	NO	YDS	AVG	NET	TB	IN20	LG
R. Hodges	5	213	42.6	39.8	0	0	49

PUNT RETURNS	NO	YDS	AVG	FC	LG	TD
L. Washington	0	0	0.0	2	0	0

KICKOFF RETURNS	NO	YDS	AVG	FC	LG	TD
L. Washington	4	177	44.3	0	92	1
D. Bowens	1	11	11.0	0	11	0
B. Smith	1	1	1.0	0	1	0
Total	**6**	**189**	**31.5**	**0**	**92**	**1**

NEW ENGLAND PATRIOTS

RUSHING	ATT	YDS	AVG	LG	TD
M. Cassel	8	62	7.8	19	0
K. Faulk	8	38	4.8	20	0
S. Morris	5	14	2.8	6	0
B. Green-Ellis	2	9	4.5	7	0
H. Evans	2	2	1.0	4	0
Total	**25**	**125**	**5.0**	**20**	**0**

PASSING	ATT	CMP	YDS	SK/YD	TD	LG	IN	RT
M. Cassel	51	30	400	3/14	3	43	0	103.4

PASS RECEIVING	NO	YDS	AVG	LG	TD
B. Watson	8	88	11.0	14	1
W. Welker	7	108	15.4	29	0
J. Gaffney	7	86	12.3	19	1
K. Faulk	4	49	12.3	19	0
R. Moss	3	26	8.7	16	1
S. Aiken	1	43	43.0	43	0
Total	**30**	**400**	**13.3**	**43**	**3**

INTERCEPTIONS	NO	YDS	AVG	LG	TD
None					

PUNTING	NO	YDS	AVG	NET	TB	IN20	LG
C. Hanson	4	176	44.0	44.0	0	2	51

PUNT RETURNS	NO	YDS	AVG	FC	LG	TD
W. Welker	3	14	4.7	1	10	0
K. Faulk	0	0	0.0	1	0	0

KICKOFF RETURNS	NO	YDS	AVG	FC	LG	TD
E. Hobbs	5	135	27.0	0	31	0
M. Slater	1	0	0.0	0	0	0
Total	**6**	**135**	**22.5**	**0**	**31**	**0**

FINAL TEAM STATISTICS

	JETS	PATRIOTS
TOTAL FIRST DOWNS	23	26
By Rushing	4	7
By Passing	16	18
By Penalty	3	1
THIRD DOWN EFFICIENCY	9-16-56%	4-14-29%
FOURTH DOWN EFFICIENCY	0-0-0%	2-3-67%
TOTAL NET YARDS	375	511
Total Offensive Plays (inc. times thrown passing)	75	79
Average gain per offensive play	5.0	6.5
NET YARDS RUSHING	140	125
Total Rushing Plays	39	25
Average gain per rushing play	3.6	5.0
Tackles for a loss – number and yards	2-3	2-3
NET YARDS PASSING	235	386
Times thrown – yards lost attempting to pass	3-23	3-14
Gross yards passing	258	400
ATT-COMP-HAD INTERCEPTED	33-26-0	51-30-0
Average gain per pass play (inc. # thrown passing)	6.5	7.1
KICKOFFS Number-In End Zone-Touchbacks	6-2-0	8-2-1
PUNTS Number and Average	5-42.6	4-44.0
Had Blocked	0	0

	JETS	PATRIOTS
FGs – PATs Had Blocked	0-0	0-0
Net Punting Average	39.8	44.0
TOTAL RETURN YARDAGE (Not Including Kickoffs)	0	14
No. and Yards Punt Returns	0-0	3-14
No. and Yards Kickoff Returns	6-189	6-135
No. and Yards Interception Returns	0-0	0-0
PENALTIES Number and Yards	4-25	5-29
FUMBLES Number and Lost	1-1	2-1
TOUCHDOWNS	4	3
Rushing	1	0
Passing	2	3
Interceptions	1	0
EXTRA POINTS Made-Attempts	4-4	3-3
Kicking Made-Attempts	4-4	2-2
Passing Made-Attempts	0-0	1-1
FIELD GOALS Made-Attempts	2-2	3-3
RED ZONE EFFICIENCY	3-5-60%	3-4-75%
GOAL TO GO EFFICIENCY	1-2-50%	0-0-0%
SAFETIES	0	0
FINAL SCORE	34	31
TIME OF POSSESSION	39:18	28:32

DEFENSIVE STATISTICS

Player	TT	S	A	S-yds	I-yds	PD	FF	FR
E. Barton	17	14	3	0-0	0-0	0	1	0
D. Lowery	6	5	1	0-0	0-0	3	0	0
S. Ellis	6	4	2	0-0	0-0	0	0	0
A. Elam	5	5	0	0-0	0-0	0	0	0
C. Pace	5	3	2	0-0	0-0	0	0	0
K. Rhodes	4	4	0	0-0	0-0	0	0	1
H. Poteat	4	3	1	0-0	0-0	1	0	0
K. Coleman	3	2	1	0-0	0-0	0	0	0
C. Mosley	3	2	1	1-7	0-0	2	0	0

Player	TT	S	A	S-yds	I-yds	PD	FF	FR
C. Spencer	3	1	2	0-0	0-0	0	0	0
T. Law	2	2	0	0-0	0-0	1	0	0
D. Bowens	2	1	1	.5-0	0-0	0	0	0
K. Jenkins	2	1	1	1-7	0-0	0	0	0
S. Pouha	1	1	0	.5-0	0-0	0	0	0
D. Barrett	1	1	0	0-0	0-0	0	0	0
M. DeVito	1	0	1	0-0	0-0	0	0	0
D. Revis	1	0	1	0-0	0-0	0	0	0
B. Thomas	1	0	1	0-0	0-0	0	0	0

at

JETS 34, TITANS 13

NOV. 23, 2008 - LP Field - Attendance: 69,143 - Time: 3:00
WEATHER: 52º, Humidity 26%, Wind SSW 6 mph

Team	1st	2nd	3rd	4th	OT	Final
Jets	7	3	10	14	-	**34**
Titans	0	3	0	10	-	**13**

FIELD GOALS	(made( ) & missed)
J. Feely	(20) (30)
R. Bironas	(43) (49)

SCORING SUMMARY

				NYJ	TEN
JETS	1	8:54	T. Jones 10 yard pass from B. Favre (Feely) (9-76, 4:35)	7	0
JETS	2	3:59	J. Feely 20 FG (13-78, 7:30)	10	0
TITANS	2	0:51	R. Bironas 43 FG (12-50, 3:08)	10	3
JETS	3	8:06	J. Feely 30 FG (13-66, 6:54)	13	3
JETS	3	3:02	L. Coles 2 yard pass from B. Favre (Feely) (8-35, 4:48)	20	3
TITANS	4	12:50	R. Bironas 29 FG (11-47, 5:12)	20	6
JETS	4	11:07	L. Washington 61 yard run (Feely)	27	6
TITANS	4	9:43	A. Hall 6 yard pass from K. Collins (Bironas) (4-66, 1:24)	27	13
JETS	4	2:09	L. Washington 4 yard run (Feely) (12-75, 7:34)	34	13

STARTING LINEUPS

NEW YORK JETS

Offense			Defense		
WR	87	Coles	LE	92	Ellis
LT	60	Ferguson	NT	77	Jenkins
LG	66	Faneca	RE	93	K. Coleman
C	74	Mangold	OLB	99	B. Thomas
RG	65	Moore	ILB	50	Barton
RT	67	Woody	ILB	96	Bowens
TE	86	Baker	OLB	97	C. Pace
WR	89	Cotchery	LCB	24	Revis
QB	4	Favre	RCB	22	Law
FB	49	Richardson	SS	27	Elam
RB	20	T. Jones	FS	25	Rhodes

TENNESSEE TITANS

Offense			Defense		
WR	19	McCareins	LE	90	Kearse
LT	71	Roos	LT	97	Brown
LG	54	Amano	RT	92	Haynesworth
C	68	Mawae	RE	93	VandenBosch
RG	73	Scott	LLB	50	Thornton
RT	76	Stewart	MLB	55	Tulloch
TE	83	Crumpler	RLB	53	Bulluck
WR	12	Gage	LCB	29	Carr
QB	5	Collins	RCB	31	Finnegan
TE	80	Scaife	SS	24	Hope
RB	28	Johnson	FS	33	Griffin

JETS SUBSTITUTIONS

K 3 Feely, P 6 Hodges, WR 15 Wright, WR 16 B.Smith, CB 23 Poteat, RB/KR 29 Washington, DB 31 Carroll, CB 34 Lowery, CB 36 Barrett, DB 44 Ihedigbo, LB 53 Spencer, LB 56 Gholston, LB 57 Trusnik, DT 69 Mosley, DE 70 DeVito, OL 75 Turner, T 78 Hunter, TE 81 Keller, WR 83 Stuckey, TE/LS 85 Dearth, DT 91 Pouha, LB 94 Murrell

OFFICIALS

Referee — Carl Cheffers (51), Umpire — Garth DeFelice (53), Head Linesman — Kent Payne (79), Line Judge — Charles Stewart (62), Field Judge — Jim Saracino (58), Side Judge — Jeff Lamberth (103), Back Judge — Carl Paganelli (124), Replay — Larry Nemmers

GAME NOTES

The Jets have won seven-of-eight games for the first time since the end of the 1998 season...**Brett Favre** marked his first win as a starting quarterback at LP Field in Nashville, making it the 32nd NFL stadium in which he has been victorious, a new record for quarterbacks, surpassing **Dan Marino** (31)...The Jets nine-play, 76-yard touchdown drive on their opening possession of the game marked the sixth consecutive week the Jets have scored on their opening possession...**Thomas Jones** has now scored a touchdown in five consecutive games and the Jets are 9-0 in games Jones has scored a touchdown since he joined the Jets in 2007...Jones leads the AFC in rushing with 950 yards...**Laveranues Coles** scored his sixth touchdown of the season, 43rd of his career and 35th as a Jets player...Coles now was 614 receptions for 7,858 yards in his career and is 45th all-time in receptions...**Leon Washington's** 61-yard touchdown was the longest rush by a Jet this year and longest since **LaMont Jordan's** 61-yard touchdown run at SD, 11/3/02...This was Washington's second consecutive game with two touchdowns and his third game with two touchdowns this season...**Tony Richardson's** 14-yard run in the second quarter was his longest rush since a 14-yard touchdown run for KC vs. DEN, 10/20/02...**Jay Feely** is now 20-for-24 on the season in field goals and has scored 91 points this season...**Dustin Keller** had three receptions on third down for first downs, along with five third-down receptions for first downs in the Jets last game at NE, 11/13...**Abram Elam** stripped Chris Johnson after an 11-yard rush, and the fumble was recovered by **Bryan Thomas**, which marked Elam's second forced fumble of the season and Thomas' first fumble recovery...**Calvin Pace's** sack of Kerry Collins gives him 5.0 on the season... Pace also stripped Collins of the ball, his third forced fumble of the season.

FINAL INDIVIDUAL STATISTICS

NEW YORK JETS

RUSHING	ATT	YDS	AVG	LG	TD
T. Jones	27	96	3.6	19	0
L. Washington	8	82	10.3	61	2
T. Richardson	2	15	7.5	14	0
J. Cotchery	1	0	0.0	0	0
B. Favre	1	-1	-1.0	-1	0
Total	**39**	**192**	**4.9**	**61**	**2**

PASSING	ATT	CMP	YDS	SK/YD	TD	LG	IN	RT
B. Favre	32	25	224	2/7	2	25	1	103.6

PASS RECEIVING	NO	YDS	AVG	LG	TD
L. Coles	7	88	12.6	25	1
J. Cotchery	6	55	9.2	16	0
D. Keller	6	42	7.0	16	0
T. Jones	3	21	7.0	10	1
B. Smith	1	8	8.0	8	0
C. Stuckey	1	8	8.0	8	0
L. Washington	1	2	2.0	2	0
Total	**25**	**224**	**9.0**	**25**	**2**

INTERCEPTIONS	NO	YDS	AVG	LG	TD
None					

PUNTING	NO	YDS	AVG	NET	TB	IN20	LG
R. Hodges	1	50	50.0	50.0	0	1	50

PUNT RETURNS	NO	YDS	AVG	FC	LG	TD
L. Washington	2	8	4.0	0	8	0

KICKOFF RETURNS	NO	YDS	AVG	FC	LG	TD
L. Washington	2	39	19.5	0	22	0

TENNESSEE TITANS

RUSHING	ATT	YDS	AVG	LG	TD
C. Johnson	10	46	4.6	24	0
L. White	1	-1	-1.0	-1	0
Total	**11**	**45**	**4.1**	**24**	**0**

PASSING	ATT	CMP	YDS	SK/YD	TD	LG	IN	RT
K. Collins	39	21	243	1/7	1	37	0	81.5

PASS RECEIVING	NO	YDS	AVG	LG	TD
J. McCareins	4	43	10.8	14	0
B. Jones	4	40	10.0	23	0
B. Scaife	3	40	13.3	17	0
Q. Ganther	3	40	13.3	15	0
C. Johnson	3	15	5.0	7	0
J. Gage	1	37	37.0	37	0
L. Hawkins	1	14	14.0	14	0
A. Crumpler	1	8	8.0	8	0
A. Hall	1	6	6.0	6	1
Total	**21**	**243**	**11.6**	**37**	**1**

INTERCEPTIONS	NO	YDS	AVG	LG	TD
C. Finnegan	1	0	0.0	0	0

PUNTING	NO	YDS	AVG	NET	TB	IN20	LG
C. Hentrich	5	211	42.2	32.6	2	0	52

PUNT RETURNS	NO	YDS	AVG	FC	LG	TD
None						

KICKOFF RETURNS	NO	YDS	AVG	FC	LG	TD
L. Hawkins	7	130	18.6	0	23	0

FINAL TEAM STATISTICS

	JETS	TITANS
TOTAL FIRST DOWNS	28	16
By Rushing	9	1
By Passing	14	14
By Penalty	5	1
THIRD DOWN EFFICIENCY	7-13-54%	4-11-36%
FOURTH DOWN EFFICIENCY	0-0-0%	0-0-0%
TOTAL NET YARDS	409	281
Total Off. Plays (inc. times thrown passing)	73	51
Average gain per offensive play	5.6	5.5
NET YARDS RUSHING	192	45
Total Rushing Plays	39	11
Average gain per rushing play	4.9	4.1
Tackles for a loss – number and yards	1-1	2-2
NET YARDS PASSING	217	236
Times thrown – yards lost attempting to pass	2-7	1-7
Gross yards passing	224	243
ATT-COMP-HAD INTERCEPTED	32-25-1	39-21-0
Average gain per pass play (inc. # thrown passing)	6.4	5.9
KICKOFFS Number-In End Zone-Touchbacks	7-0-0	4-2-1
PUNTS Number and Average	1-50.0	5-42.2
Had Blocked	0	0
FGs – PATs Had Blocked	0-0	0-0
Net Punting Average	50.0	32.6
TOTAL RETURN YARDAGE (Not Including Kickoffs)	8	0
No. and Yards Punt Returns	2-8	0-0
No. and Yards Kickoff Returns	2-39	7-130
No. and Yards Interception Returns	0-0	1-0
PENALTIES Number and Yards	3-27	8-60
FUMBLES Number and Lost	2-1	2-1
TOUCHDOWNS	4	1
Rushing	2	0
Passing	2	1
EXTRA POINTS Made-Attempts	4-4	1-1
Kicking Made-Attempts	4-4	1-1
FIELD GOALS Made-Attempts	2-2	2-2
RED ZONE EFFICIENCY	3-6-50%	1-2-50%
GOAL TO GO EFFICIENCY	3-3-100%	1-1-100%
SAFETIES	0	0
FINAL SCORE	34	13
TIME OF POSSESSION	40:30	19:30

DEFENSIVE STATISTICS

Player	TT	S	A	S-yds	I-yds	PD	FF	FR
A. Elam	10	7	3	0-0	0-0	0	0	0
E. Barton	8	6	2	0-0	0-0	0	0	0
H. Poteat	4	4	0	0-0	0-0	0	0	0
K. Rhodes	4	2	2	0-0	0-0	0	0	0
D. Barrett	3	2	1	0-0	0-0	0	0	0
K. Jenkins	2	2	0	0-0	0-0	0	0	0
D. Revis	2	2	0	0-0	0-0	0	0	0
D. Bowens	2	1	1	0-0	0-0	0	0	0
S. Ellis	2	1	1	0-0	0-0	0	0	0
B. Thomas	2	1	1	0-0	0-0	0	0	0
K. Coleman	1	1	0	0-0	0-0	0	0	0
M. DeVito	1	1	0	0-0	0-0	0	0	0
D. Lowery	1	1	0	0-0	0-0	0	0	0
C. Pace	1	1	0	0-0	0-0	0	0	0
V. Gholston	1	0	1	0-0	0-0	0	0	0
J. Trusnik	1	0	1	0-0	0-0	0	0	0

BRONCOS 34, JETS 17

NOV. 30, 2008 - The Meadowlands - Attendance: 78,809 - Time: 3:21
WEATHER: 36º, Humidity 89%, Wind NE 10 mph

Team	1st	2nd	3rd	4th	OT	Final
Broncos	17	10	0	7	-	**34**
Jets	7	7	3	0	-	**17**

FIELD GOALS	(made( ) & missed)
M. Prater	(25) (35)
J. Feely	(30)

SCORING SUMMARY

				DEN	NYJ
BRONCOS	1	8:41	V. Fox 23 yard fumble return (Prater)	7	0
JETS	1	8:21	T. Jones 59 yard run (Feely) (1-59, 0:20)	7	7
BRONCOS	1	6:44	E. Royal 59 yard pass from J. Cutler (Prater) (4-72, 1:37)	14	7
BRONCOS	1	1:44	M. Prater 25 FG (9-52, 3:36)	17	7
JETS	2	12:44	T. Jones 29 yard run (Feely) (7-76, 4:00)	17	14
BRONCOS	2	4:29	P. Hillis 1 yard run (Prater) (7-68, 3:19)	24	14
BRONCOS	2	0:03	M. Prater 35 FG (12-67, 3:15)	27	14
JETS	3	2:50	J. Feely 30 FG (10-68, 4:13)	27	17
BRONCOS	4	9:26	B. Stokley 36 yard pass from J. Cutler (Prater) (5-61, 2:44)	34	17

STARTING LINEUPS

DENVER BRONCOS

Offense			Defense		
WR	15	Marshall	LE	91	Ekuban
LT	78	Clady	LT	63	Robertson
LG	50	Hamilton	RT	79	M. Thomas
C	62	Wiegmann	RE	92	Dumervil
RG	73	Kuper	WLB	59	Woodyard
RT	74	Harris	MLB	46	Larsen
TE	89	Graham	SLB	51	Winborn
WR	19	Royal	LCB	34	Bell
QB	6	Cutler	RCB	32	Bly
WR	14	Stokley	SS	33	Manuel
RB	22	Hillis	FS	39	Fox

NEW YORK JETS

Offense			Defense		
WR	87	Coles	LE	92	Ellis
LT	60	Ferguson	NT	77	Jenkins
LG	66	Faneca	RE	93	K. Coleman
C	74	Mangold	OLB	99	B. Thomas
RG	65	Moore	ILB	50	Barton
RT	67	Woody	ILB	96	Bowens
TE	86	Baker	OLB	97	Pace
WR	89	Cotchery	LCB	24	Revis
QB	4	Favre	RCB	22	Law
FB	49	Richardson	SS	27	Elam
RB	20	Jones	FS	25	Rhodes

JETS SUBSTITUTIONS

K 3 Feely, P 6 Hodges, WR 15 Wright, WR 16 B.Smith, CB 23 Poteat, RB/KR 29 Washington, DB 31 Carroll, CB 34 Lowery, CB 36 Barrett, DB 44 Ihedigbo, LB 53 Spencer, LB 56 Gholston, LB 57 Trusnik, DT 69 Mosley, DE 70 DeVito, OL 75 Turner, OT 78 Hunter, TE 81 Keller, WR 83 Stuckey, TE/LS 85 Dearth, DT 91 Pouha, LB 94 Murrell

OFFICIALS

Referee — Walt Coleman (65), Umpire — Undrey Wash (96), Head Linesman — Paul Weidner (87), Line Judge — Carl Johnson (101), Field Judge — Eddy Powers (38), Side Judge — Rick Patterson (15), Back Judge — Gregory Steed (12), Replay — Bill Spyksma

GAME NOTES

Brett Favre made his 265th consecutive regular season start, 287th including postseason...Favre is now 168-97 in the regular season...**Thomas Jones** surpassed 100 yards rushing for the fifth time this season, ninth time as a Jet and 27th time in his career for a career total of 7,591 rushing yards and 46 rushing touchdowns...With 8:21 remaining in the first quarter, Jones broke free and took off on the longest touchdown run of his career, 59 yards, which pushed him over 1,000 rushing yards for the fourth consecutive season... With 12:44 remaining in the first half, Jones rolled over DEN DL Kenny Peterson and kept his balance for a 29-yard touchdown run, his second of the day...Jones is now tied for second with three players for most rushing touchdowns for the Jets in a season with 11, just behind **Curtis Martin** with 12...**Dustin Keller** led the Jets with seven receptions for 77 yards, and has 27 receptions for 313 yards in the last four games, which is sixth in the NFL over that period... **Tony Richardson** has now blocked for five running backs who have compiled a combined total of seven 1,000-yard seasons, and he has done so in each of his last four seasons with four different running backs...**Dwight Lowery** picked off Jay Cutler in the end zone with 7:13 remaining in the third quarter for his first career interception...Lowery's pick led to a 30-yard field goal by **Jay Feely**.

FINAL INDIVIDUAL STATISTICS

DENVER BRONCOS

RUSHING	ATT	YDS	AVG	LG	TD
P. Hillis	22	129	5.9	19	1
J. Cutler	3	-2	-0.7	0	0
Total	**25**	**127**	**5.1**	**19**	**1**

PASSING	ATT	CMP	YDS	SK/YD	TD	LG	IN	RT
J. Cutler	43	27	357	0/0	2	59	1	94.8

PASS RECEIVING	NO	YDS	AVG	LG	TD
T. Scheffler	7	90	12.9	24	0
D. Graham	6	59	9.8	20	0
E. Royal	5	84	16.8	59	1
B. Marshall	5	55	11.0	20	0
B. Stokley	2	44	22.0	36	1
C. Jackson	1	19	19.0	19	0
D. Jackson	1	6	6.0	6	0
Total	**27**	**357**	**13.2**	**59**	**2**

INTERCEPTIONS	NO	YDS	AVG	LG	TD
D. Bly	1	0	0.0	0	0

PUNTING	NO	YDS	AVG	NET	TB	IN20	LG
B. Kern	5	214	42.8	41.4	0	4	52

PUNT RETURNS	NO	YDS	AVG	FC	LG	TD
M. Haggan	1	0	0.0	0	0	0

KICKOFF RETURNS	NO	YDS	AVG	FC	LG	TD
E. Royal	3	32	10.7	0	17	0
J. Engelberger	0	0	0.0	1	0	0

NEW YORK JETS

RUSHING	ATT	YDS	AVG	LG	TD
T. Jones	16	138	8.6	59	2
L. Washington	2	4	2.0	4	0
B. Smith	1	0	0.0	0	0
Total	**19**	**142**	**7.5**	**59**	**2**

PASSING	ATT	CMP	YDS	SK/YD	TD	LG	IN	RT
B. Favre	43	23	247	2/6	0	34	1	60.9

PASS RECEIVING	NO	YDS	AVG	LG	TD
D. Keller	7	77	11.0	20	0
J. Cotchery	4	40	10.0	15	0
L. Washington	3	60	20.0	34	0
C. Stuckey	3	30	10.0	16	0
T. Jones	2	21	10.5	12	0
L. Coles	2	2	1.0	4	0
B. Smith	1	10	10.0	10	0
C. Baker	1	7	7.0	7	0
Total	**23**	**247**	**10.7**	**34**	**0**

INTERCEPTIONS	NO	YDS	AVG	LG	TD
D. Lowery	1	0	0.0	0	0

PUNTING	NO	YDS	AVG	NET	TB	IN20	LG
R. Hodges	4	164	41.0	41.0	0	2	44

PUNT RETURNS	NO	YDS	AVG	FC	LG	TD
L. Washington	2	7	3.5	0	5	0

KICKOFF RETURNS	NO	YDS	AVG	FC	LG	TD
L. Washington	4	87	21.8	0	31	0
D. Bowens	1	14	14.0	0	14	0
D. Keller	1	9	9.0	0	9	0
Total	**6**	**110**	**18.3**	**0**	**31**	**0**

FINAL TEAM STATISTICS

	BRONCOS	JETS
TOTAL FIRST DOWNS	23	22
By Rushing	9	4
By Passing	14	14
By Penalty	0	4
THIRD DOWN EFFICIENCY	3-11-27%	3-11-27%
FOURTH DOWN EFFICIENCY	0-0-0%	0-3-0%
TOTAL NET YARDS	484	383
Total Off. Plays (inc. times thrown passing)	68	64
Average gain per offensive play	7.1	6.0
NET YARDS RUSHING	127	142
Total Rushing Plays	25	19
Average gain per rushing play	5.1	7.5
Tackles for a loss – number and yards	2-2	1-2
NET YARDS PASSING	357	241
Times thrown – yards lost attempting to pass	0-0	2-6
Gross yards passing	357	247
ATT-COMP-HAD INTERCEPTED	43-27-1	43-23-1
Average gain/pass play (inc. # thrown passing)	8.3	5.4
KICKOFFS Number-In End Zone-Touchbacks	7-1-1	4-0-0
PUNTS Number and Average	5-42.8	4-41.0
Had Blocked	0	0
FGs – PATs Had Blocked	0-0	0-0
Net Punting Average	41.4	41.0
TOTAL RETURN YARDAGE (Not Including Kickoffs)	0	7
No. and Yards Punt Returns	1-0	2-7
No. and Yards Kickoff Returns	3-32	6-110
No. and Yards Interception Returns	1-0	1-0
PENALTIES Number and Yards	6-64	4-25
FUMBLES Number and Lost	0-0	3-1
TOUCHDOWNS	4	2
Rushing	1	2
Passing	2	0
Fumbles	1	0
EXTRA POINTS Made-Attempts	4-4	2-2
Kicking Made-Attempts	4-4	2-2
FIELD GOALS Made-Attempts	2-2	1-1
RED ZONE EFFICIENCY	1-4-25%	0-2-0%
GOAL TO GO EFFICIENCY	1-2-50%	0-2-0%
SAFETIES	0	0
FINAL SCORE	34	17
TIME OF POSSESSION	31:55	28:05

DEFENSIVE STATISTICS

Player	TT	S	A	S-yds	I-yds	PD	FF	FR
A. Elam	12	8	4	0-0	0-0	0	0	0
E. Barton	10	7	3	0-0	0-0	1	0	0
K. Rhodes	9	5	4	0-0	0-0	0	0	0
D. Revis	4	3	1	0-0	0-0	4	0	0
S. Ellis	4	1	3	0-0	0-0	0	0	0
K. Coleman	3	3	0	0-0	0-0	0	0	0
T. Law	3	2	1	0-0	0-0	1	0	0
D. Bowens	3	1	2	0-0	0-0	0	0	0
D. Barrett	2	2	0	0-0	0-0	1	0	0
M. DeVito	2	2	0	0-0	0-0	0	0	0
S. Pouha	2	2	0	0-0	0-0	0	0	0
K. Jenkins	2	1	1	0-0	0-0	0	0	0
C. Pace	2	1	1	0-0	0-0	1	0	0
C. Spencer	2	1	1	0-0	0-0	0	0	0
C. Mosley	1	1	0	0-0	0-0	0	0	0
B. Thomas	1	1	0	0-0	0-0	0	0	0
V. Gholston	1	0	1	0-0	0-0	0	0	0
D. Lowery	1	0	1	0-0	1-0	1	0	0
H. Poteat	1	0	1	0-0	0-0	0	0	0

49ERS 24, JETS 14

DEC. 7, 2008 - Candlestick Park - Attendance: 67,782 - Time: 2:58
WEATHER: 52º, Humidity 80%, Wind West 10 mph

Team	1st	2nd	3rd	4th	OT	Final
Jets	0	7	7	0	-	**14**
49ers	7	7	0	10	-	**24**

FIELD GOALS	(made( ) & missed)
J. Nedney	(32)

SCORING SUMMARY

				NYJ	SF
49ERS	1	2:16	J. Staley fumble recovery in end zone (Nedney) (8-76, 4:28)	0	7
JETS	2	7:17	B. Favre 2 yard run (Feely) (9-61, 5:21)	7	7
49ERS	2	0:46	F. Gore 4 yard pass from S. Hill (Nedney) (14-74, 6:31)	7	14
JETS	3	5:24	T. Jones 17 yard run (Feely) (4-45, 1:57)	14	14
49ERS	4	14:44	J. Nedney 32 FG (12-47, 5:40)	14	17
49ERS	4	6:05	B. Johnson 3 yard pass from S. Hill (Nedney) (10-51, 6:35)	14	24

STARTING LINEUPS

NEW YORK JETS

Offense			Defense		
WR	87	Coles	LE	92	Ellis
LT	60	Ferguson	NT	77	Jenkins
LG	66	Faneca	RE	93	K. Coleman
C	74	Mangold	OLB	99	B. Thomas
RG	65	Moore	ILB	50	Barton
RT	67	Woody	ILB	52	Bowens
TE	86	Baker	OLB	97	Pace
WR	89	Cotchery	LCB	24	Revis
QB	4	Favre	RCB	22	Law
TE	81	Keller	SS	27	Elam
RB	20	Jones	FS	25	Rhodes

SAN FRANCISCO 49ERS

Offense			Defense		
WR	82	Johnson	DT	90	Sopoaga
LT	74	Staley	DT	92	Franklin
LG	64	Baas	DE	94	J. Smith
C	66	Heitmann	OLB	99	Lawson
RG	62	Rachal	ILB	51	Spikes
RT	68	Snyder	ILB	52	Willis
TE	85	Davis	OLB	98	Haralson
WR	88	Bruce	LCB	30	Strickland
QB	13	Hill	RCB	27	W. Harris
RB	21	Gore	SS	32	Lewis
TE	47	Bajema	FS	26	Roman

JETS SUBSTITUTIONS

K 3 Feely, P 6 Hodges, WR 15 Wright, WR 16 B.Smith, CB 23 Poteat, RB/KR 29 Washington, CB 30 D.Coleman, DB 31 Carroll, CB 34 Lowery, DB 44 Ihedigbo, FB 49 Richardson, LB 53 Spencer, LB 56 Gholston, DT 69 Mosley, DE 70 DeVito, OL 75 Turner, OT 78 Hunter, WR 83 Stuckey, TE/LS 85 Dearth, DT 91 Pouha, LB 94 Murrell, LB 96 Bowens

OFFICIALS

Referee — Ed Hochuli (85), Umpire — Chad Brown (31), Head Linesman — Mark Hittner (28), Line Judge — Tim Podraza (47), Field Judge — Tom Sifferman (118), Side Judge — Mike Weatherford (116), Back Judge — Bill Schmitz (122), Replay — Al Jury

GAME NOTES

Brett Favre scored on a two-yard run to cap off a nine-play, 61-yard drive that took 5:21 and was his first rushing touchdown of the season and as a Jet...The 5:21 scoring drive was the Jets NFL-leading 28th of the season and their 15th touchdown on a five-minute-plus drive, which leads the league...**Thomas Jones'** third-quarter score was his 12th rushing touchdown of the season, tying **Curtis Martin's** franchise record in 2004, and it marked his 14th overall touchdown this season, also tying Martin's franchise record in 2004...Jones has scored a touchdown in seven consecutive games, tying the team record set by Santana Moss in 2003...Jones now has 1,144 yards rushing to lead the AFC and is fourth in the NFL, and 7,647 career rushing yards, passing Terrell Davis for 44th on the all-time rushing list...The Jets forced five fumbles to increase their NFL-leading total to 22 for the season...The fumble forced by **Kris Jenkins** on Michael Robinson was recovered by **Calvin Pace,** his fourth fumble recovery of the season and eighth of his career...**David Harris** and **Mike DeVito** split a sack in the first half of Shaun Hill...For DeVito, his sack was the first of his career and made him the league-leading 17th Jets defensive player to record at least 0.5 sacks this season...**Shaun Ellis'** third-quarter sack of Hill was Ellis' team-leading eighth of the season and 37th for the team... **David Bowens'** third-quarter interception of Hill was his first interception in 134 career games, he returned it for 24 yards.

FINAL INDIVIDUAL STATISTICS

NEW YORK JETS

RUSHING	ATT	YDS	AVG	LG	TD
T. Jones	10	56	5.6	17	1
B. Favre	1	2	2.0	2	1
L. Washington	1	1	1.0	1	0
Total	**12**	**59**	**4.9**	**17**	**2**

PASSING	ATT	CMP	YDS	SK/YD	TD	LG	IN	RT
B. Favre	31	20	137	3/14	0	24	1	60.8

PASS RECEIVING	NO	YDS	AVG	LG	TD
L. Washington	6	31	5.2	9	0
C. Stuckey	4	43	10.8	24	0
T. Jones	3	12	4.0	9	0
D. Keller	2	14	7.0	9	0
B. Smith	2	7	3.5	7	0
C. Baker	1	15	15.0	15	0
L. Cotchery	1	10	10.0	10	0
L. Coles	1	5	5.0	5	0
Total	**20**	**137**	**6.9**	**24**	**0**

INTERCEPTIONS	NO	YDS	AVG	LG	TD
D. Bowens	1	24	24.0	24	0

PUNTING	NO	YDS	AVG	NET	TB	IN20	LG
R. Hodges	6	258	43.0	36.8	1	1	53

PUNT RETURNS	NO	YDS	AVG	FC	LG	TD
L. Washington	3	14	4.7	0	10	0

KICKOFF RETURNS	NO	YDS	AVG	FC	LG	TD
L. Washington	3	71	23.7	0	39	0
B. Smith	1	-4	-4.0	0	-4	0
Total	**4**	**67**	**16.8**	**0**	**39**	**0**

SAN FRANCISCO 49ERS

RUSHING	ATT	YDS	AVG	LG	TD
F. Gore	14	52	3.7	12	0
D. Foster	16	35	2.2	6	0
S. Hill	1	8	8.0	8	0
M. Robinson	2	5	2.5	4	0
Total	**33**	**100**	**3.0**	**12**	**0**

PASSING	ATT	CMP	YDS	SK/YD	TD	LG	IN	RT
S. Hill	39	28	285	2/10	2	31	1	98.8

PASS RECEIVING	NO	YDS	AVG	LG	TD
I. Bruce	6	70	11.7	19	0
B. Johnson	6	49	8.2	17	1
J. Hill	4	39	9.8	13	0
V. Davis	3	29	9.7	20	0
F. Gore	3	13	4.3	6	1
D. Zeigler	2	44	22.0	31	0
D. Walker	1	15	15.0	15	0
M. Robinson	1	13	13.0	13	0
D. Foster	1	8	8.0	8	0
B. Bajema	1	5	5.0	5	0
Total	**28**	**285**	**10.2**	**31**	**2**

INTERCEPTIONS	NO	YDS	AVG	LG	TD
W. Harris	1	0	0.0	0	0

PUNTING	NO	YDS	AVG	NET	TB	IN20	LG
A. Lee	4	178	44.5	41.0	0	1	56

PUNT RETURNS	NO	YDS	AVG	FC	LG	TD
A. Battle	4	17	4.3	1	19	0

KICKOFF RETURNS	NO	YDS	AVG	FC	LG	TD
D. Walker	2	34	17.0	0	17	0
M. Robinson	1	34	34.0	0	34	0
Total	**3**	**68**	**22.7**	**0**	**34**	**0**

FINAL TEAM STATISTICS

	JETS	49ERS
TOTAL FIRST DOWNS	10	25
By Rushing	4	6
By Passing	6	15
By Penalty	0	4
THIRD DOWN EFFICIENCY	1-10-10%	8-15-53%
FOURTH DOWN EFFICIENCY	1-2-50%	1-1-100%
TOTAL NET YARDS	182	375
Total Off. Plays (inc. times thrown passing)	46	74
Average gain per offensive play	4.0	5.1
NET YARDS RUSHING	59	100
Total Rushing Plays	12	33
Average gain per rushing play	4.9	3.0
Tackles for a loss – number and yards	0-0	4-7
NET YARDS PASSING	123	275
Times thrown – yards lost attempting to pass	3-14	2-10
Gross yards passing	137	285
ATT-COMPLETIONS-HAD INTERCEPTED	31-20-1	39-28-1
Average gain/pass play (inc. # thrown passing)	3.6	6.7
KICKOFFS Number-In End Zone-Touchbacks	3-0-0	5-0-0
PUNTS Number and Average	6-43.0	4-44.5
Had Blocked	0	0
FGs – PATs Had Blocked	0-0	0-0
Net Punting Average	36.8	41.0
TOTAL RETURN YARDAGE (Not Including Kickoffs)	38	17
No. and Yards Punt Returns	3-14	4-17
No. and Yards Kickoff Returns	4-67	3-68
No. and Yards Interception Returns	1-24	1-0
PENALTIES Number and Yards	8-57	3-25
FUMBLES Number and Lost	1-0	5-1
TOUCHDOWNS	2	3
Rushing	2	0
Passing	0	2
Fumbles	0	1
EXTRA POINTS Made-Attempts	2-2	3-3
Kicking Made-Attempts	2-2	3-3
FIELD GOALS Made-Attempts	0-0	1-1
RED ZONE EFFICIENCY	2-2-100%	3-4-75%
GOAL TO GO EFFICIENCY	1-1-100%	2-2-100%
SAFETIES	0	0
FINAL SCORE	14	24
TIME OF POSSESSION	20:11	39:49

DEFENSIVE STATISTICS

Player	TT	S	A	S-yds	I-yds	PD	FF	FR
D. Harris	13	9	4	.5-5	0-0	0	0	0
E. Barton	10	5	5	0-0	0-0	0	0	0
S. Ellis	7	6	1	1-0	0-0	0	1	0
B. Thomas	6	5	1	0-0	0-0	0	0	0
K. Coleman	5	5	0	0-0	0-0	0	0	0
K. Jenkins	5	1	4	0-0	0-0	0	1	0
A. Elam	4	4	0	0-0	0-0	0	0	0
D. Revis	4	4	0	0-0	0-0	0	0	0
K. Rhodes	4	4	0	0-0	0-0	0	0	0
H. Poteat	4	3	1	0-0	0-0	0	1	0
C. Pace	4	1	3	0-0	0-0	1	0	1
T. Law	4	1	3	0-0	0-0	0	0	0
D. Lowery	3	3	0	0-0	0-0	0	0	0
S. Pouha	3	2	1	0-0	0-0	0	0	0
D. Coleman	2	0	2	0-0	0-0	1	0	0
D. Bowens	1	1	0	0-0	1-24	1	0	0
M. DeVito	1	0	1	.5-5	0-0	0	0	0
C. Spencer	1	0	1	0-0	0-0	0	0	0

at

JETS 31, BILLS 27

DEC. 14, 2008 - The Meadowlands - Attendance: 78,548 - Time: 2:59
Weather: 40º, Humidity 47%, Wind SSW 20 mph

Team	1st	2nd	3rd	4th	OT	Final
Bills	3	14	3	7	-	**27**
Jets	14	7	0	10	-	**31**

FIELD GOALS	(made( ) & missed)
R. Lindell	(34) (48)
J. Feely	(31)

SCORING SUMMARY

				BUF	NYJ
JETS	1	11:51	T. Jones 2 yard run (Feely) (7-72, 3:09)	0	7
BILLS	1	7:44	R. Lindell 34 FG (9-52, 4:07)	3	7
JETS	1	3:44	J. Cotchery 11 yard pass from B. Favre (Feely)(8-70, 4:00)	3	14
BILLS	2	6:44	J. Losman 8 yard run (Lindell) (9-50, 5:12)	10	14
BILLS	2	2:05	St. Johnson 2 yard pass from J. Losman (Lindell) (4-24, 2:05)	17	14
JETS	2	0:55	L. Washington 47 yard run (Feely) (5-83, 1:10)	17	21
BILLS	3	3:35	R. Lindell 48 FG (7-15, 4:30)	20	21
JETS	4	13:17	J. Feely 31 FG (4-8, 1:34)	20	24
BILLS	4	5:30	F. Jackson 11 yard run (Lindell) (6-64, 3:15)	27	24
JETS	4	1:54	S. Ellis 11 yard fumble return (Feely)	27	31

STARTING LINEUPS

BUFFALO BILLS

Offense			Defense		
WR	83	Evans	LE	90	Kelsay
FB	22	Jackson	LT	99	Stroud
LT	71	Peters	RT	95	Williams
LG	66	Dockery	RE	92	Denney
C	75	Preston	LOLB	56	Ellison
RG	60	Butler	MLB	51	Posluszny
RT	68	Walker	ROLB	59	Mitchell
TE	86	Fine	RCB	27	Corner
WR	82	Reed	LCB	28	McKelvin
QB	7	Losman	SS	20	Whitner
RB	23	Lynch	FS	43	Scott

NEW YORK JETS

Offense			Defense		
WR	87	Coles	LE	92	Ellis
LT	60	Ferguson	NT	77	Jenkins
LG	66	Faneca	RE	69	Mosley
C	74	Mangold	CB	23	Poteat
RG	65	Moore	ILB	50	Barton
RT	67	Woody	ILB	52	Harris
TE	86	Baker	OLB	97	Pace
WR	89	Cotchery	LCB	24	Revis
QB	4	Favre	RCB	22	Law
TE	81	Keller	S	33	E. Smith
RB	20	Jones	S	25	Rhodes

JETS SUBSTITUTIONS

K 3 Feely, P 6 Hodges, WR 15 Wright, WR 17 Clowney, S 27 Elam, RB/KR 29 Washington, DB 31 Carroll, CB 34 Lowery, DB 44 Ihedigbo, FB 49 Richardson, LB 53 Spencer, DE 70 DeVito, OL 75 Turner, OT 78 Hunter, WR 83 Stuckey, TE/LS 85 Dearth, TE 88 Franks, DT 91 Pouha, DE 93 K.Coleman, LB 94 Murrell, LB 96 Bowens, LB 99 Thomas

OFFICIALS

Referee — Jeff Triplette (42), Umpire — Jim Quirk (5), Head Linesman — Steve Stelljes (22), Line Judge — Michael Spanier (90), Field Judge — Boris Cheek (41), Side Judge — David Wyant (16), Back Judge — Steve Freeman (133), Replay — Lloyd McPeters

GAME NOTES

The season sweep of the Bills is the first for the Jets since 2002...The Jets opened the game with a seven-play, 72-yard drive which resulted in a two-yard **Thomas Jones** touchdown run, marking the seventh time this season the Jets have scored on their opening drive... Jones' score set new Jets franchise records in total touchdowns in a season (15) and rushing touchdowns in a season (13)...The score also marked Jones' eighth straight game with a touchdown, also setting a new Jets franchise record...**Brett Favre's** 27-yard rush in the first quarter was his longest since his 35-yard run vs. TEN, 12/20/98 and marked the fourth-longest rush of his career... **Leon Washington's** 47-yard touchdown was his fifth rushing touchdown of the season and his eighth total touchdown this year... Washington has logged 10 plays this season of 40-or-more yards, which ties him with SEA's **Josh Wilson** for the NFL lead...**Laveranues Coles** and **Jerricho Cotchery** exceeded 60 receptions in the same season for the second time (2006 was the other season)...**David Clowney** made his NFL debut on the opening kickoff...**Shaun Ellis'** 11-yard fumble return for a touchdown off the **Abram Elam** strip-sack with 1:54 to go in the game was the Jets fifth defensive touchdown of the season, setting a new franchise record... The Jets defense allowed 119 net passing yards, the second-lowest total in the Eric Mangini era...**Calvin Pace** finished with two sacks of QB J.P. Losman, recording a career-high seven sacks on the season... **Hank Poteat's** fourth-quarter interception of Losman was his second of the season and fourth of his career... Poteat started for the first time this season as part of the nickel package which opened the game...**C.J. Mosley** recorded his first start of the season...**Darrelle Revis'** fourth quarter interception of Losman was his fifth of the season and eighth of his career...**Kerry Rhodes'** fourth-quarter interception was his second of the season and 12th of his career...**Jay Feely** now has 105 points this season, crossing the 100-point plateau for the fifth time in his career.

FINAL INDIVIDUAL STATISTICS

BUFFALO BILLS

RUSHING	ATT	YDS	AVG	LG	TD
M. Lynch	21	127	6.0	35	0
F. Jackson	7	31	4.4	11	1
J. Losman	2	17	8.5	9	1
K. Ellison	1	6	6.0	6	0
St. Johnson	1	6	6.0	6	0
Total	**32**	**187**	**5.8**	**35**	**2**

PASSING	ATT	CMP	YDS	SK/YD	TD	LG	IN	RT
J. Losman	39	24	148	3/29	1	14	3	45.7

PASS RECEIVING	NO	YDS	AVG	LG	TD
F. Jackson	6	24	4.0	8	0
J. Reed	4	43	10.8	14	0
L. Evans	4	22	5.5	8	0
M. Lynch	3	13	4.3	6	0
D. Fine	2	23	11.5	12	0
St. Johnson	2	13	6.5	11	1
R. Royal	1	5	5.0	5	0
R. Parrish	1	5	5.0	5	0
C. McIntyre	1	0	0.0	0	0
Total	**24**	**148**	**6.2**	**14**	**1**

INTERCEPTIONS	NO	YDS	AVG	LG	TD
T. McGee	1	36	36.0	36	0
P. Posluszny	1	9	9.0	9	0
Total	**2**	**45**	**22.5**	**36**	**0**

PUNTING	NO	YDS	AVG	NET	TB	IN20	LG
B. Moorman	3	166	55.3	48.7	1	2	63

PUNT RETURNS	NO	YDS	AVG	FC	LG	TD
R. Parrish	1	56	56.0	0	56	0

KICKOFF RETURNS	NO	YDS	AVG	FC	LG	TD
L. McKelvin	5	142	28.4	0	40	0
Sp. Johnson	1	12	12.0	0	12	0
Total	**6**	**154**	**25.7**	**0**	**40**	**0**

NEW YORK JETS

RUSHING	ATT	YDS	AVG	LG	TD
T. Jones	20	78	3.9	16	1
L. Washington	1	47	47.0	47	1
B. Favre	1	27	27.0	27	0
T. Richardson	2	13	6.5	12	0
Total	**24**	**165**	**6.9**	**47**	**2**

PASSING	ATT	CMP	YDS	SK/YD	TD	LG	IN	RT
B. Favre	30	17	207	0/0	1	26	2	61.4

PASS RECEIVING	NO	YDS	AVG	LG	TD
L. Coles	5	82	16.4	22	0
J. Cotchery	4	34	8.5	11	1
D. Keller	3	35	11.7	20	0
T. Jones	2	4	2.0	5	0
D. Clowney	1	26	26.0	26	0
C. Baker	1	19	19.0	19	0
L. Washington	1	7	7.0	7	0
Total	**17**	**207**	**12.2**	**26**	**1**

INTERCEPTIONS	NO	YDS	AVG	LG	TD
H. Poteat	1	6	6.0	6	0
D. Revis	1	6	6.0	6	0
K. Rhodes	1	0	0.0	0	0
Total	**3**	**12**	**4.0**	**6**	**0**

PUNTING	NO	YDS	AVG	NET	TB	IN20	LG
R. Hodges	4	202	50.5	26.5	2	0	61

PUNT RETURNS	NO	YDS	AVG	FC	LG	TD
None						

KICKOFF RETURNS	NO	YDS	AVG	FC	LG	TD
L. Washington	6	132	22.0	0	43	0

FINAL TEAM STATISTICS

	Bills	Jets
TOTAL FIRST DOWNS	23	18
By Rushing	9	8
By Passing	14	10
By Penalty	0	0
THIRD DOWN EFFICIENCY	6-14-43%	4-11-36%
FOURTH DOWN EFFICIENCY	2-2-100%	0-1-0%
TOTAL NET YARDS	306	372
Total Offensive Plays	74	54
Average gain per offensive play	4.1	6.9
NET YARDS RUSHING	187	165
Total Rushing Plays	32	24
Average gain per rushing play	5.8	6.9
Tackles for a loss – number and yards	1-1	1-2
NET YARDS PASSING	119	207
Times sacked – yards lost	3-29	0-0
Gross yards passing	148	207
ATT-COMP-HAD INTERCEPTED	39-24-3	30-17-2
Average gain per pass play	2.8	6.9
KICKOFFS Number-In EZ-Touchbacks	6-1-0	6-3-0
PUNTS Number and Average	3-55.3	4-50.5
Had Blocked	0	0

	Bills	Jets
FGs – PATs Had Blocked	0-0	0-0
Net Punting Average	48.7	26.5
TOTAL RETURN YDS (Excluding Kickoffs)	101	12
No. and Yards Punt Returns	1-56	0-0
No. and Yards Kickoff Returns	6-154	6-132
No. and Yards Interception Returns	2-45	3-12
PENALTIES Number and Yards	4-33	3-25
FUMBLES Number and Lost	4-1	0-0
TOUCHDOWNS	3	4
Rushing	2	2
Passing	1	1
Fumbles	0	1
EXTRA POINTS Made-Attempts	3-3	4-4
Kicking Made-Attempts	3-3	4-4
FIELD GOALS Made-Attempts	2-2	1-1
RED ZONE EFFICIENCY	3-4-75%	2-3-67%
GOAL TO GO EFFICIENCY	2-2-100%	1-1-100%
SAFETIES	0	0
FINAL SCORE	27	31
TIME OF POSSESSION	35:29	24:31

DEFENSIVE STATISTICS

Player	TT	S	A	S-yds	I-yds	PD	FF	FR
E. Barton	10	7	3	0-0	0-0	0	0	0
S. Ellis	10	5	5	0-0	0-0	0	0	1
D. Harris	9	8	1	0-0	0-0	1	0	0
K. Rhodes	8	4	4	0-0	1-0	1	0	0
C. Pace	6	4	2	2-18	0-0	0	1	0
D. Revis	5	4	1	0-0	1-6	1	0	0
E. Smith	5	4	1	0-0	0-0	1	0	0
H. Poteat	4	4	0	0-0	1-6	2	0	0
M. DeVito	4	3	1	0-0	0-0	0	0	0

Player	TT	S	A	S-yds	I-yds	PD	FF	FR
T. Law	4	2	2	0-0	0-0	0	0	0
A. Elam	3	2	1	1-11	0-0	0	1	0
K. Jenkins	3	1	2	0-0	0-0	0	0	0
D. Lowery	2	2	0	0-0	0-0	1	0	0
C. Mosley	2	2	0	0-0	0-0	0	0	0
K. Coleman	2	1	1	0-0	0-0	0	0	0
D. Bowens	2	0	2	0-0	0-0	0	0	0
B. Thomas	1	1	0	0-0	0-0	0	0	0
K. Coleman	0	0	0	0-0	0-0	1	0	0

SEAHAWKS 13, JETS 3

DEC. 21, 2008 - Qwest Field - Attendance: 68,181 - Time: 2:42
WEATHER: 31º, Humidity 60%, Wind SE 11 mph

Team	1st	2nd	3rd	4th	OT	Final
Jets	3	0	0	0	-	**3**
Seahawks	0	7	3	3	-	**13**

FIELD GOALS	(made( ) & missed)
J. Feely	(20)
O. Mare	(31) (38)

SCORING SUMMARY

				NYJ	SEA
JETS	1	8:07	J. Feely 20 FG (13-78, 6:53)	3	0
SEAHAWKS	2	0:31	J. Carlson 2 yard pass from S. Wallace (Mare) (7-40, 2:49)	3	7
SEAHAWKS	3	2:42	O. Mare 31 FG (13-74, 6:58)	3	10
SEAHAWKS	4	1:47	O. Mare 38 FG (4-0, 0:25)	3	13

STARTING LINEUPS

NEW YORK JETS

Offense			Defense		
WR	87	Coles	LE	92	Ellis
LT	60	Ferguson	NT	77	Jenkins
LG	66	Faneca	RE	93	K. Coleman
C	74	Mangold	OLB	99	Thomas
RG	65	Moore	ILB	50	Barton
RT	67	Woody	ILB	52	Harris
TE	86	Baker	OLB	97	Pace
WR	89	Cotchery	LCB	24	Revis
QB	4	Favre	RCB	22	Law
TE	88	Franks	S	27	Elam
RB	20	Jones	S	25	Rhodes

SEATTLE SEAHAWKS

Offense			Defense		
WR	18	Robinson	LDE	55	Tapp
LT	78	Williams	LDT	92	Mebane
LG	77	Womack	RDT	99	Bernard
C	69	Vallos	RDE	95	Jackson
RG	66	Wrotto	OLB	54	Herring
RT	74	Willis	MLB	51	Tatupu
TE	89	Carlson	OLB	98	Peterson
WR	83	Branch	LCB	23	Trufant
QB	15	Wallace	RCB	26	Wilson
WR	84	Engram	SS	24	Grant
RB	20	Morris	FS	25	Russell

JETS SUBSTITUTIONS

K 3 Feely, P 6 Hodges, WR 15 Wright, WR 16 B.Smith, WR 17 Clowney, CB 23 Poteat, RB/KR 29 Washington, DB 31 Carroll, S 33 E. Smith, CB 34 Lowery, FB 49 Richardson, LB 56 Gholston, LB 57 Trusnik, DT 69 Mosley, DE 70 DeVito, OL 75 Turner, OT 78 Hunter, TE 81 Keller, TE/LS 85 Dearth, DT 91 Pouha, LB 94 Murrell, LB 96 Bowens

OFFICIALS

Referee — Tony Corrente (99), Umpire — Steve Wilson (29), Head Linesman — John McGrath (120), Line Judge — John Hussey (35), Field Judge — Mike Weir (50), Side Judge — Allen Baynes (56), Back Judge — Scott Helverson (93), Replay — Bob Mantooth

GAME NOTES

The Jets scored for the eighth time on their opening drive of 13 plays, 78 yards, which took 6:53 and resulted in a 20-yard **Jay Feely** field goal...That opening drive was the Jets 29th of more than five minutes and the field goal gave them a league-leading 120 points on those drives...**Brett Favre** started at quarterback for his 268th consecutive regular season game...**Laveranues Coles** now has 627 career receptions for 8,007 yards and is the 73rd receiver in NFL history to gain over 8,000 yards... **Tony Richardson's** 16-yard run was his longest run from scrimmage in seven seasons...Richardson finished with five carries for 34 yards, the most he has gained in a single game since the 2001 game vs. NYG when he had nine carries for 41 yards...**Dwight Lowery** was responsible for two forced fumbles, giving him five on the season to lead the Jets...**Darrelle Revis** recovered the first fumble, his second fumble recovery of the season, and **Eric Smith** recovered the second, recording his first career fumble recovery...The second takeaway was the Jets seventh in the red zone, which ties them for the NFL lead with GB, and fifth goal-to-go takeaway, which leads the NFL...The Jets 24 forced fumbles on defense is the most in the NFL...Feely has now converted his last 13 field goal attempts which ties **Nick Lowery** (1994) for the fifth-longest streak in Jets history... On the year, Feely is 23-of-27 on field goals.

FINAL INDIVIDUAL STATISTICS

NEW YORK JETS

RUSHING	ATT	YDS	AVG	LG	TD
T. Jones	17	67	3.9	7	0
T. Richardson	5	34	6.8	16	0
L. Washington	3	14	4.7	6	0
Total	**25**	**115**	**4.6**	**16**	**0**

PASSING	ATT	CMP	YDS	SK/YD	TD	LG	IN	RT
B. Favre	31	18	187	4/37	0	30	2	48.7

PASS RECEIVING	NO	YDS	AVG	LG	TD
J. Cotchery	6	81	13.5	30	0
L. Coles	5	60	12.0	23	0
T. Jones	3	29	9.7	14	0
B. Smith	2	3	1.5	5	0
C. Baker	1	12	12.0	12	0
D. Keller	1	2	2.0	2	0
Total	**18**	**187**	**10.4**	**30**	**0**

INTERCEPTIONS	NO	YDS	AVG	LG	TD
None					

PUNTING	NO	YDS	AVG	NET	TB	IN20	LG
R. Hodges	6	228	38.0	34.5	0	3	46

PUNT RETURNS	NO	YDS	AVG	FC	LG	TD
L. Washington	1	4	4.0	1	4	0

KICKOFF RETURNS	NO	YDS	AVG	FC	LG	TD
L. Washington	4	71	17.8	0	22	0

SEATTLE SEAHAWKS

RUSHING	ATT	YDS	AVG	LG	TD
M. Morris	29	116	4.0	13	0
L. Weaver	3	5	1.7	5	0
T. Duckett	1	2	2.0	2	0
S. Wallace	3	-3	-1.0	-1	0
Total	**36**	**120**	**3.3**	**13**	**0**

PASSING	ATT	CMP	YDS	SK/YD	TD	LG	IN	RT
S. Wallace	25	18	175	0/0	1	26	0	104.6

PASS RECEIVING	NO	YDS	AVG	LG	TD
B. Engram	6	65	10.8	15	0
K. Robinson	3	38	12.7	16	0
C. Taylor	2	35	17.5	26	0
W. Heller	2	18	9.0	14	0
J. Carlson	2	12	6.0	10	1
D. Branch	2	6	3.0	4	0
L. Weaver	1	1	1.0	1	0
Total	**18**	**175**	**9.7**	**26**	**1**

INTERCEPTIONS	NO	YDS	AVG	LG	TD
J. Wilson	2	2	1.0	2	0

PUNTING	NO	YDS	AVG	NET	TB	IN20	LG
J. Ryan	5	184	36.8	36.0	0	3	42

PUNT RETURNS	NO	YDS	AVG	FC	LG	TD
J. Forsett	2	21	10.5	4	11	0

KICKOFF RETURNS	NO	YDS	AVG	FC	LG	TD
J. Wilson	2	36	18.0	0	21	0

FINAL TEAM STATISTICS

	JETS	SEAHAWKS
TOTAL FIRST DOWNS	16	17
By Rushing	5	7
By Passing	10	9
By Penalty	1	1
THIRD DOWN EFFICIENCY	3-12-25%	2-12-17%
FOURTH DOWN EFFICIENCY	0-1-0%	0-0-0%
TOTAL NET YARDS	265	295
Total Off. Plays (inc. times thrown passing)	60	61
Average gain per offensive play	4.4	4.8
NET YARDS RUSHING	115	120
Total Rushing Plays	25	36
Average gain per rushing play	4.6	3.3
Tackles for a loss – number and yards	1-2	3-8
NET YARDS PASSING	150	175
Times thrown – yards lost attempting to pass	4-37	0-0
Gross yards passing	187	175
ATT-COMP-HAD INTERCEPTED	31-18-2	25-18-0
Average gain/pass play (inc. # thrown passing)	4.3	7.0
KICKOFFS Number-In End Zone-Touchbacks	2-0-0	4-1-0
PUNTS Number and Average	6-38.0	5-36.8
Had Blocked	0	0
FGs – PATs Had Blocked	0-0	0-0
Net Punting Average	34.5	36.0
TOTAL RETURN YARDAGE (Not Including Kickoffs)	4	23
No. and Yards Punt Returns	1-4	2-21
No. and Yards Kickoff Returns	4-71	2-36
No. and Yards Interception Returns	0-0	2-2
PENALTIES Number and Yards	6-45	5-28
FUMBLES Number and Lost	0-0	3-2
TOUCHDOWNS	0	1
Rushing	0	0
Passing	0	1
EXTRA POINTS Made-Attempts	0-0	1-1
Kicking Made-Attempts	0-0	1-1
FIELD GOALS Made-Attempts	1-1	2-2
RED ZONE EFFICIENCY	0-1-0%	1-4-25%
GOAL TO GO EFFICIENCY	0-0-0%	0-1-0%
SAFETIES	0	0
FINAL SCORE	3	13
TIME OF POSSESSION	30:24	29:36

DEFENSIVE STATISTICS

Player	TT	S	A	S-yds	I-yds	PD	FF	FR
K. Coleman	7	7	0	0-0	0-0	0	0	0
K. Rhodes	6	5	1	0-0	0-0	0	0	0
K. Jenkins	5	5	0	0-0	0-0	1	0	0
D. Revis	4	4	0	0-0	0-0	0	0	1
D. Harris	4	4	0	0-0	0-0	0	0	0
B. Thomas	4	4	0	0-0	0-0	0	0	0
E. Barton	4	3	1	0-0	0-0	0	0	0
T. Law	3	3	0	0-0	0-0	1	1	0
S. Ellis	3	3	0	0-0	0-0	0	0	0
D. Lowery	3	2	1	0-0	0-0	0	2	0
C. Pace	3	2	1	0-0	0-0	0	0	0
E. Smith	2	2	0	0-0	0-0	0	0	1
A. Elam	2	2	0	0-0	0-0	0	0	0
H. Poteat	2	1	1	0-0	0-0	0	0	0
S. Pouha	1	1	0	0-0	0-0	0	0	0
C. Mosley	1	1	0	0-0	0-0	0	0	0
M. DeVito	1	1	0	0-0	0-0	0	0	0

at

DOLPHINS 24, JETS 17

DEC. 28, 2008 - The Meadowlands - Attendance: 79,454 - Time: 3:03
WEATHER: 65º, Humidity 85%, Wind SW 15 mph

Team	1st	2nd	3rd	4th	OT	Final
Dolphins	0	14	7	3	-	24
Jets	0	9	8	0	-	17

FIELD GOALS	(made( ) & missed)
D. Carpenter	(48)
J. Feely	(28)

SCORING SUMMARY

				MIA	NYJ
JETS	2	6:47	L. Coles 13 yard pass from B. Favre (kick aborted) (8-51, 3:51)	0	6
DOLPHINS	2	2:18	T. Ginn 27 yard pass from C. Pennington (Carpenter) (6-60, 2:12)	7	6
DOLPHINS	2	2:03	P. Merling 25 yard interception return (Carpenter)	14	6
JETS	2	0:00	J. Feely 28 FG (10-67, 2:03)	14	9
JETS	3	10:33	L. Washington 10 yard run (J. Cotchery pass from B. Favre) (5-28, 2:02)	14	17
DOLPHINS	3	7:16	A. Fasano 20 yard pass from C. Pennington (Carpenter) (6-80, 3:17)	21	17
DOLPHINS	4	9:20	D. Carpenter 48 FG (6-19, 3:21)	24	17

STARTING LINEUPS

MIAMI DOLPHINS

Offense			Defense		
TE	88	D. Martin	LE	70	K. Langford
LT	77	J. Long	LT	95	J. Ferguson
LG	57	A. Alleman	RT	91	V. Holliday
C	64	S. Satele	LOLB	98	M. Roth
RG	68	I. Ndukwe	ILB	51	A. Ayodele
RT	72	V. Carey	RE	94	R. Starks
TE	80	A. Fasano	ROLB	55	J. Porter
WR	15	D. Bess	LCB	25	W. Allen
QB	10	C. Pennington	RCB	21	A.Goodman
FB	38	P. Cobbs	FS	24	R. Hill
RB	23	R. Brown	SS	37	Y. Bell

NEW YORK JETS

Offense			Defense		
WR	87	Coles	LE	92	Ellis
LT	60	Ferguson	NT	77	Jenkins
LG	66	Faneca	RE	93	K. Coleman
C	74	Mangold	OLB	99	B. Thomas
RG	65	Moore	ILB	50	Barton
RT	67	Woody	ILB	52	Harris
TE	86	Baker	OLB	97	Pace
WR	89	Cotchery	LCB	24	Revis
QB	4	Favre	RCB	22	Law
FB	49	Richardson	S	27	Elam
RB	20	Jones	S	25	Rhodes

JETS SUBSTITUTIONS

K 3 J.Feely, P 6 R.Hodges, WR 15 W.Wright, WR 16 B.Smith, CB 23 H.Poteat, RB/KR 29 L.Washington, DB 31 A.Carroll, S 33 E.Smith, CB 34 D.Lowery, DB 44 J.Ihedigbo, LB 56 V.Gholston, LB 57 J.Trusnik, DT 69 C.Mosley, DE 70 M.Devito, OL 75 R.Turner, OT 78 W.Hunter, TE 81 D.Keller, WR 83 C.Stuckey, TE/LS 85 J.Dearth, DT 91 S.Pouha, LB 94 M.Murrell, LB 96 D.Bowens

OFFICIALS

Referee — Bill Leavy (127) Umpire — Darrell Jenkins (76) Head Linesman — Mark Baltz (26) Line Judge — Mark Perlman (9) Field Judge — Clete Blakeman (34) Side Judge — Greg Meyer (78) Back Judge — Keith Ferguson (61) Replay — Jim Lapetina

GAME NOTES

Brett Favre has started his 269th consecutive regular season game, one behind DL Jim Marshall, who started 270 consecutive games for MIN, 1961-79…Favre's career record as a starter is 169-100 (.628)…Favre's 20 completions gave him 343, setting a new Jets single-season record for pass completions (**Vinny Testaverde** 328 in 2000), and his 40 attempts gave him 522 for the season, the second-highest, single-season total in Jets history behind Testaverde (590, 2000)…**Thomas Jones** (1,312 yards) is the first Jet to lead at least the AFC in rushing since **Curtis Martin** led the NFL in 2004 with 1,697 yards…Jones' 1,312 yards are the fifth-highest total in team history and second-highest in his career (1,335 yards in 2005)…His 15 touchdowns and 13 rushing touchdowns are new team records. He now has 7,815 career rushing yards, which is 42nd on the all-time list…**Laveranues Coles** 631 career receptions ties him for 41st on the all-time with Raymond Berry…His 88 yards gave him 8,095 for his career, passing former Jets great **Art Powell** (8,046) for 71st on the all-time list…**Leon Washington** recorded 20 touches for 181 combined yards…His 2008 total 2,332 combined yards set a new Jets single-season records. The record was held by **Bruce Harper**, who had 2,157 combined yards in 1985…**Bryan Thomas'** second quarter strip-sack of Chad Pennington gave him 5.5 sacks for the season and 23 for his career... **Jason Trusnik's** fumble recovery was the first of his career...**Jay Feely** (112 points) passed **Mike Nugent** (2007 - 110 points) for ninth place in Jets history for points scored in a single season.

FINAL INDIVIDUAL STATISTICS

MIAMI DOLPHINS

RUSHING	ATT	YDS	AVG	LG	TD
R. Brown	11	57	5.2	23	0
R. Williams	10	50	5.0	11	0
L. Polite	6	17	2.8	5	0
C. Pennington	1	2	2.0	2	0
B. Fields	1	0	0.0	0	0
Total	**29**	**126**	**4.3**	**23**	**0**

PASSING	ATT	CMP	YDS	SK/YD	TD	LG	IN	RT
C. Pennington	30	22	200	1/7	2	44	0	113.2
R. Brown	1	0	0	0/0	0	0	0	39.6
Total	**31**	**22**	**200**	**1/7**	**2**	**44**	**0**	**109.6**

PASS RECEIVING	NO	YDS	AVG	LG	TD
D. Bess	6	39	5.5	13	0
R. Brown	4	15	3.8	5	0
A. Fasano	3	39	13.0	20	1
T. Ginn	2	71	35.5	44	1
P. Cobbs	2	14	7.0	9	0
B. London	1	10	10.0	10	0
D. Martin	1	8	8.0	8	0
R. Williams	1	3	3.0	3	0
J. Haynos	1	3	3.0	3	0
L. Polite	1	-2	-2.0	-2	0
Total	**22**	**200**	**9.1**	**44**	**2**

INTERCEPTIONS	NO	YDS	AVG	LG	TD
A. Goodman	2	3	1.5	3	0
P. Merling	1	25	25.0	25	1
Total	**3**	**28**	**9.3**	**25**	**1**

PUNTING	NO	YDS	AVG	NET	TB	IN20	LG
B. Fields	5	218	43.6	35.6	2	2	65

PUNT RETURNS	NO	YDS	AVG	FC	LG	TD
D. Bess	2	25	12.5	0	16	0

KICKOFF RETURNS	NO	YDS	AVG	FC	LG	TD
P. Cobbs	2	43	21.5	0	27	0

NEW YORK JETS

RUSHING	ATT	YDS	AVG	LG	TD
L. Washington	10	60	6.0	13	1
T. Jones	10	23	2.3	8	0
B. Smith	1	-3	-3.0	-3	0
Total	**21**	**80**	**3.8**	**13**	**1**

PASSING	ATT	CMP	YDS	SK/YD	TD	LG	IN	RT
B. Favre	40	20	233	0/0	1	27	3	45.1
B. Smith	1	1	18	0/0	0	18	0	118.8
Total	**41**	**21**	**251**	**0/0**	**1**	**27**	**3**	**47.9**

PASS RECEIVING	NO	YDS	AVG	LG	TD
L. Washington	6	29	4.8	9	0
L. Coles	4	88	22.0	27	1
C. Stuckey	4	50	12.5	26	0
J. Cotchery	2	41	20.5	26	0
D. Keller	2	24	12.0	15	0
C. Baker	2	13	6.5	12	0
T. Jones	1	1	1.0	1	0
A. Carroll	0	11	0.0	-	0
B. Favre	0	2	0.0	-	0
D. Revis	0	-1	0.0	-	0
B. Smith	0	-7	0.0	-7	0
Total	**21**	**251**	**12.0**	**27**	**1**

INTERCEPTIONS	NO	YDS	AVG	LG	TD
None					

PUNTING	NO	YDS	AVG	NET	TB	IN20	LG
R. Hodges	4	192	48.0	29.4	1	1	53

PUNT RETURNS	NO	YDS	AVG	FC	LG	TD
None						

KICKOFF RETURNS	NO	YDS	AVG	FC	LG	TD
L. Washington	4	92	23.0	0	27	0
R. Turner	1	9	9.0	0	9	0

FINAL TEAM STATISTICS

	DOLPHINS	JETS
TOTAL FIRST DOWNS	18	16
By Rushing	8	2
By Passing	9	13
By Penalty	1	1
THIRD DOWN EFFICIENCY	6-14-43%	7-13-54%
FOURTH DOWN EFFICIENCY	1-2-50%	0-0-0%
TOTAL NET YARDS	319	331
Total Offensive Plays (inc. times thrown passing)	61	62
Average gain per offensive play	5.2	5.3
NET YARDS RUSHING	126	80
Total Rushing Plays	29	21
Average gain per rushing play	4.3	3.8
Tackles for a loss-number and yards	0-0	2-7
NET YARDS PASSING	193	251
Times thrown - yards lost attempting to pass	1-7	0-0
Gross yards passing	200	251
ATT-COMP-HAD INTERCEPTED	31-22-0	41-21-3
Avg gain per pass play (inc.# thrown passing)	6.0	6.1
KICKOFFS Number-In End Zone-Touchbacks	5-1-0	3-1-1
PUNTS Number and Average	5-43.6	5-38.4
Had Blocked	0	1

	DOLPHINS	JETS
Net Punting Average	35.6	29.4
TOTAL RETURN YARDAGE (Not Including Kickoffs)	53	0
No. and Yards Punt Returns	2-25	0-0
No. and Yards Kickoff Returns	2-43	5-101
No. and Yards Interception Returns	3-28	0-0
PENALTIES Number and Yards	6-30	5-36
FUMBLES Number and Lost	3-1	2-1
TOUCHDOWNS	3	2
Rushing	0	1
Passing	2	1
Interceptions	1	0
EXTRA POINTS Made-Attempts	3-3	1-2
Kicking Made-Attempts	3-3	0-0
Passing Made-Attempts	0-0	1-1
Rushing Made-Attempts	0-0	0-1
FIELD GOALS Made-Attempts	1-1	1-1
RED ZONE EFFICIENCY	0-0-0%	2-3-67%
GOAL TO GO EFFICIENCY	0-0-0%	0-0-0%
SAFETIES	0	0
FINAL SCORE	24	17
TIME OF POSSESSION	33:48	26:12

DEFENSIVE STATISTICS

Player	TT	S	A	S-yds	I-yds	PD	FF	FR
E. Barton	11	8	3	0-0	0-0	1	0	0
C. Pace	9	5	4	0-0	0-0	0	1	0
K. Coleman	7	5	2	0-0	0-0	0	0	0
K. Jenkins	6	4	2	0-0	0-0	0	0	0
D. Revis	5	5	0	0-0	0-0	0	0	0
A. Elam	5	5	0	0-0	0-0	0	0	0
D. Bowens	5	2	3	0-0	0-0	0	0	0
J. Trusnik	4	2	2	0-0	0-0	0	1	0
K. Rhodes	3	3	0	0-0	0-0	0	0	0

Player	TT	S	A	S-yds	I-yds	PD	FF	FR
S. Ellis	3	2	1	0-0	0-0	0	0	0
B. Thomas	2	2	0	1-0	0-0	0	1	0
D. Harris	2	2	0	0-0	0-0	0	0	0
D. Lowery	2	1	1	0-0	0-0	0	0	0
T. Law	2	1	1	0-0	0-0	0	0	0
H. Poteat	2	1	1	0-0	0-0	0	0	0
M. Devito	2	0	2	0-0	0-0	0	0	0
C. Mosley	1	1	0	0-0	0-0	0	0	0
W. Wright	1	1	0	0-0	0-0	0	0	0

PARTICIPATION

Name	GP	GS	MIA	NE	SD	ARI	CIN	OAK	KC	BUF	STL	NE	TEN	DEN	SF	BUF	SEA	MIA
Ainge, E	-	-	IA	IA	IA	IA	IA	IA	IA	IR	-	-	-	-	-	-	-	-
Baker, C	16	13	TE	TE	TE	X	TE	TE	X	TE	X	TE	TE	TE	TE	TE	TE	TE
Barrett, D	11	1	X	X	S	X	X	X	IA	X	X	X	X	X	IA	IA	IA	IA
Barton, E	16	16	ILB	ILB	ILB	ILB	ILB	ILB	ILB	ILB	ILB	ILB	ILB	ILB	ILB	ILB	ILB	ILB
Bowens, D	16	5	X	X	X	X	X	X	X	ILB	ILB	ILB	ILB	ILB	X	X	X	X
Brown, K	-	-	IA	IA	IA	IA	IA	IA	IA	W	-	-	-	-	-	-	-	-
Carroll, A	16	0	X	X	X	X	X	X	X	X	X	X	X	X	X	X	X	X
Chatman, J	3	0	RS	RS	RS	RS	X	X	X	IR	-	-	-	-	-	-	-	-
Clemens, K	2	0	DNP	DNP	X	DNP	DNP	DNP	DNP	DNP	X	DNP	DNP	DNP	DNP	DNP	DNP	DNP
Clowney, D	2	0	IA	IA	IA	IA	IA	IA	IA	IA	IA	IA	IA	IA	IA	X	X	IA
Coleman, D	9	0	X	X	X	X	X	IA	X	X	X	IA	IA	IA	X	IA	IA	IA
Coleman, K	16	15	RE	RE	RE	RE	RE	RE	RE	RE	RE	RE	RE	RE	RE	X	RE	RE
Coles, L	16	16	WR	WR	WR	WR	WR	WR	WR	WR	WR	WR	WR	WR	WR	WR	WR	WR
Cotchery, J	16	16	WR	WR	WR	WR	WR	WR	WR	WR	WR	WR	WR	WR	WR	WR	WR	WR
Cummings, K	-	-	IA	W	-	-	-	-	-	-	-	-	-	-	-	-	-	-
Dearth, J	16	0	X	X	X	X	X	X	X	X	X	X	X	X	X	X	X	X
DeVito, M	16	0	X	X	X	X	X	X	X	X	X	X	X	X	X	X	X	X
Elam, A	16	9	X	X	X	X	S	X	X	S	S	S	S	S	S	X	S	S
Ellis, S	16	16	LE	LE	LE	LE	LE	LE	LE	LE	LE	LE	LE	LE	LE	LE	LE	LE
Faneca, A	16	16	LG	LG	LG	LG	LG	LG	LG	LG	LG	LG	LG	LG	LG	LG	LG	LG
Favre, B	16	16	QB	QB	QB	QB	QB	QB	QB	QB	QB	QB	QB	QB	QB	QB	QB	QB
Feely, J	15	0	-	K	K	K	K	K	K	K	K	K	K	K	K	K	K	K
Ferguson, D	16	16	LT	LT	LT	LT	LT	LT	LT	LT	LT	LT	LT	LT	LT	LT	LT	LT
Franks, B	8	4	TE	TE	X	X	TE	X	IA	IA	IA	IA	IA	IA	IA	X	TE	IA
Gholston, V	15	0	X	X	X	X	X	X	X	X	X	X	X	X	X	IA	X	X
Graham, B	4	0	P	P	P	P	W	-	-	-	-	-	-	-	-	-	-	-
Harris, D	11	11	ILB	ILB	ILB	ILB	ILB	ILB	ILB	IA	IA	IA	IA	IA	ILB	ILB	ILB	ILB
Henry, M	-	-	IA	IA	W	-	-	-	-	-	-	-	-	-	-	-	-	-
Hodges, R	12	0	-	-	IA	IA	P	P	P	P	P	P	P	P	P	P	P	P
Hunter, W	14	0	DNP	X	DNP	X	X	X	X	X	X	X	X	X	X	X	X	X
Ihedigbo, J	8	0	-	-	-	-	-	-	-	X	X	X	X	X	X	X	IA	X
Jenkins, K	16	16	NT	NT	NT	NT	NT	NT	NT	NT	NT	NT	NT	NT	NT	NT	NT	NT
Jones, T	16	14	RB	RB	RB	X	RB	X	RB	RB	RB	RB	RB	RB	RB	RB	RB	RB
Keller, D	16	6	X	X	X	TE	X	X	TE	TE	TE	X	X	X	TE	TE	X	X
Law, T	7	6	-	-	-	-	-	-	-	-	-	X	CB	CB	CB	CB	CB	CB
Lowery, D	16	10	CB	CB	CB	CB	CB	CB	CB	CB	CB	CB	X	X	X	X	X	X
Mangold, N	16	16	C	C	C	C	C	C	C	C	C	C	C	C	C	C	C	C
Mason, M	-	-	-	-	-	-	-	-	-	IA	IA	IA	IA	IA	IA	W	-	-
Miller, J	1	0	IA	IA	IA	IA	IA	IA	X	IA	IA	W	-	-	-	-	-	-
Montgomery, W	-	-	DNP	DNP	DNP	W	IA	W	-	-	-	-	-	-	-	-	-	-
Moore, B	16	16	RG	RG	RG	RG	RG	RG	RG	RG	RG	RG	RG	RG	RG	RG	RG	RG
Mosley, C.J.	16	1	X	X	X	X	X	X	X	X	X	X	X	X	X	DE	X	X
Murrell, M	12	0	X	X	X	IA	IA	IA	IA	X	X	X	X	X	X	X	X	X
Nugent, M	1	0	K	IA	IA	IA	IA	IA	IA	IA	IA	IA	IA	IA	IA	IA	IA	IA
Pace, C	16	16	OLB	OLB	OLB	OLB	OLB	OLB	OLB	OLB	OLB	OLB	OLB	OLB	OLB	OLB	OLB	OLB
Poteat, H	13	1	-	-	-	X	X	X	X	X	X	X	X	X	X	DB	X	X
Pouha, S	16	0	X	X	X	X	X	X	X	X	X	X	X	X	X	X	X	X
Ratliff, B	-	-	3-QB	3-QB	3-QB	3-QB	3-QB	3-QB	3-QB	3-QB	3-QB	3-QB	3-QB	3-QB	3-QB	3-QB	3-QB	3-QB
Reed, J.R.	-	-	-	-	-	-	-	-	-	-	-	-	-	-	-	IA	IA	IA
Revis, D	16	16	CB	CB	CB	CB	CB	CB	CB	CB	CB	CB	CB	CB	CB	CB	CB	CB
Rhodes, K	16	16	S	S	S	S	S	S	S	S	S	S	S	S	S	S	S	S
Richardson, T	16	7	X	X	FB	X	X	X	FB	X	FB	FB	FB	FB	X	X	X	FB
Smith, B	15	1	X	X	X	X	X	WR	X	X	X	X	X	X	X	IA	X	X
Smith, E	9	6	S	S	X	S	RS	S	S	IA	IA	IA	IA	IA	IA	S	X	X
Spencer, C	14	0	X	X	X	X	X	X	X	X	X	X	X	X	X	X	IA	IA
Stuckey, C	15	2	X	X	X	WR	X	WR	X	X	X	X	X	X	X	X	IA	X
Thomas, B	16	15	OLB	OLB	OLB	OLB	OLB	OLB	OLB	OLB	OLB	OLB	OLB	OLB	OLB	X	OLB	OLB
Trusnik, J	7	0	PUP	PUP	PUP	PUP	PUP	PUP	PUP	X	X	X	X	X	IA	IA	X	X
Turner, R	10	0	IA	IA	IA	DNP	DNP	DNP	X	X	X	X	X	X	X	X	X	X
Washington, L	16	1	X	X	X	RB	X	X	X	X	X	X	X	X	X	X	X	X
Woody, D	16	16	RT	RT	RT	RT	RT	RT	RT	RT	RT	RT	RT	RT	RT	RT	RT	RT
Wright, W	16	0	X	X	X	X	X	X	X	X	X	X	X	X	X	X	X	X

TRANSACTIONS

APRIL, 2008

24	DL Dewayne Robertson	Traded (DEN) Conditional Pick
24	WR Shaine Smith	Waived
24	RB Alvin Banks	Waived
24	DB Manny Collins	Waived
24	LB Jerry Mackey	Waived
26	LB Vernon Gholston	Drafted (1st round – 6th pick)
26	TE Dustin Keller	Drafted (1st round – 30th pick)
27	CB Dwight Lowery	Drafted (4th round – 113th pick)
27	QB Erik Ainge Drafted	(5th round – 162nd pick)
27	WR Marcus Henry	Drafted (6th round – 171st pick)
27	OL Nate Garner	Drafted (7th round – 211th pick)
28	TE Joe Kowalewski	Waived
28	TE Stacy Tutt	Waived
28	WR Marco Thomas	Waived

MAY, 2008

2	C Brett Byford	Signed, FA
2	RB Jehuu Caulcrick	Signed, FA
2	DE Kenwin Cummings	Signed, FA
2	S Nate Lyles	Signed, FA
2	DE Bryan Mattison	Signed, FA
2	DB Al Phillips	Signed, FA
2	DE Ropati Pitoitua	Signed, FA
2	WR Paul Raymond	Signed, FA
2	FB Justin Valentine	Signed, FA
2	RB Danny Woodhead	Signed, FA
4	OL Shawn McMackin	Signed, FA
4	C Brett Byford	Waived
4	DB Al Phillips	Waived
6	DB Hank Poteat	Signed, FA
12	K Mark Myers	Signed, FA
19	LS Nick Jarvis	Signed, FA
20	DB Kenny Patton	Signed, FA
20	DB Jonathan Zenon	Signed, FA
27	RB Musa Smith	Signed, UFA (BAL)

JUNE, 2008

3	OL Nate Garner	Signed, draft pick
6	WR Marcus Henry	Signed, draft pick
6	LS Nick Jarvis	Waived
10	WR Ashlan Davis	Signed, FA
10	P Joe Smith	Signed, FA
10	WR Chris Davis	Waived
10	P Jeremy Kapinos	Waived
10	K Mark Myers	Waived
18	DB Cameron Worrell	Signed, FA
19	TE A.J. Schable	Signed, FA
19	OL Shawn McMackin	Waived

JULY, 2008

3	WR Ashlan Davis	Waived
3	DB Kenny Patton	Waived
3	FB Justin Valentine	Waived
16	CB Dwight Lowery	Signed, draft pick
17	QB Erik Ainge	Signed, draft pick
17	C Kyle DeVan	Signed, FA
18	TE Dustin Keller	Signed, draft pick
18	CB Jonathan Zenon	Waived
21	OL Clint Oldenburg	Active/Non-Football Injury List
21	LB Jason Trusnik	PUP
21	TE Chris Baker	PUP
22	OL Clint Oldenburg	Activated
22	S Nate Lyles	Waived
22	CB Ahmad Carroll	Signed, FA
23	RB Jesse Chatman	Active/Non-Football Injury List
23	RB Musa Smith	Active/Non-Football Injury List
24	CB Etienne Boulay	Waived
25	LB Vernon Gholston	Signed, draft pick
25	RB Jesse Chatman	Activated
25	RB Musa Smith	Activated
26	RB Danny Woodhead	Waived/Injured
28	DB Rudy Burgess	Signed, FA
29	LB Jerry Mackey	Signed, FA
29	P Joe Smith	Waived
29	S Ron Girault	Signed FA
29	LB Brandon Renkert	Signed, FA
29	S Darnell Bing	Waived
29	CB Andre Woolfolk	Released
29	RB Danny Woodhead	Injured Reserve
31	S Nate Lyles	Signed, FA
31	LB Jerry Mackey	Waived

AUGUST, 2008

1	DB Artrell Hawkins	Retired
1	RB Rodney Kinlaw	Signed, FA
4	TE Chris Baker	Active/PUP List
6	QB Brett Favre	Acquired via trade (QB)
7	QB Chad Pennington	Released
9	LB Brad Kassell	Injured Reserve
9	OL Clint Oldenburg	Waived/Injured
9	LB Blair Phillips	Signed, FA
9	OL Thaddeus Coleman	Signed, FA
18	DB Nate Lyles	Waived
19	WR Larry Brackins	Signed, FA
26	OT Thaddeus Coleman	Waived
26	DB Ron Girault	Waived
26	RB Rodney Kinlaw	Waived
26	RB Musa Smith	Released
26	LB Jason Trusnik	Reserve/PUP List
30	WR David Ball	Waived
30	OL Jacob Bender	Waived
30	WR Larry Brackins	Waived
30	DB Rudy Burgess	Waived
30	RB Jehuu Caulcrick	Waived
30	LB Matt Chatham	Released
30	RB Jesse Chatman	Reserve/Suspended
30	OL Stanley Daniels	Waived
30	OL Kyle DeVan	Waived
30	OL Nate Garner	Waived
30	DB James Ihedigbo	Waived
30	DL Thomas Johnson	Waived
30	DL Bryan Mattison	Waived
30	OL Matt McChesney	Waived
30	LB Blair Phillips	Waived
30	DL Ropati Pitoitua	Waived
30	TE Jason Pociask	Waived
30	DB Hank Poteat	Released
30	WR Paul Raymond	Waived
30	LB Brandon Renkart	Waived
30	TE A.J. Schable	Waived
30	S Cameron Worrell	Injured Reserve

SEPTEMBER, 2008

1	WR Larry Brackins	Signed, Practice squad
1	RB Jehuu Caulcrick	Signed, Practice squad
1	OL Stanley Daniels	Signed, Practice squad
1	DB James Ihedigbo	Signed, Practice squad
1	OL Matt McChesney	Signed, Practice squad
1	DE Ropati Pitoitua	Signed, Practice squad
1	WR Paul Raymond	Signed, Practice squad
1	RB Brandon Renkart	Signed, Practice squad
2	S Cameron Worrell	Injury Settlement
10	LB Kenwin Cummings	Waived
10	K Jay Feely	Signed, FA
10	OG Stanley Daniels	Released, Practice squad
10	WR Larry Brackins	Released, Practice squad
10	OT Stefan Rodgers	Signed, Practice squad
10	TE Brad Listorti	Signed, Practice squad
15	LB Brandon Renkart	Released, Practice squad
15	OG Matt McChesney	Released, Practice squad
15	LB Kenwin Cummings	Signed, Practice squad
15	OG Stanley Daniels	Signed, Practice squad

16	P Ben Graham	Waived
16	WR Paul Raymond	Released, Practice squad
17	P Reggie Hodges	Signed, FA
17	P Waylon Prather	Signed, Practice squad
22	P Ben Graham	Signed, FA
22	WR Marcus Henry	Waived
23	P Waylon Prather	Released, Practice squad
23	TE Brad Listorti	Released, Practice squad
24	WR Marcus Henry	Signed, Practice squad
24	WR Paul Raymond	Signed, Practice squad
25	CB Hank Poteat	Signed, FA
25	OL Will Montgomery	Waived
29	P Ben Graham	Waived
29	WR Paul Raymond	Released, Practice squad
29	OL Will Montgomery	Signed, FA
29	RB Jesse Chatman	Reinstated
30	LB Brandon Renkart	Signed, Practice squad

OCTOBER, 2008

6	S Eric Smith	Reserve/Suspended
14	S Eric Smith	Reinstated
14	OL Will Montgomery	Waived
14	LB Brandon Renkart	Released, Practice squad
16	OL Kyle DeVan	Signed, Practice squad
21	T Stefan Rodgers	Released, Practice squad
21	TE Brad Listorti	Signed, Practice squad
29	QB Erik Ainge	Injured Reserve
29	RB Jesse Chatman	Injured Reserve
29	RB Marcus Mason	Signed, FA
29	DB James Ihedigbo	Signed, FA
29	LB Brandon Renkart	Signed, Practice squad

NOVEMBER, 2008

1	LB Jason Trusnik	Activated from PUP
1	DL Kareem Brown	Waived
4	TE Brad Listorti	Released, Practice squad
4	DE Kareem Brown	Signed, Practice squad
11	CB Justin Miller	Waived
11	CB Ty Law	Signed, FA

DECEMBER, 2008

9	RB Marcus Mason	Waived
10	S J.R. Reed	Signed, FA
16	DE Ropati Pitoitua	Injured Reserve/Practice squad
16	OL Kyle DeVan	Released, Practice squad
17	G Ryan Keenan	Signed, Practice squad
17	DL Brian Schaefering	Signed, Practice squad
19	RB Jehuu Caulcrick	Released, Practice squad
19	RB Marcus Mason	Signed, Practice squad
24	RB Marcus Mason	Released, Practice squad
24	RB Jehuu Caulcrick	Signed, Practice squad
30	DE Kareem Brown	Signed, Reserve/Future contract
30	RB Jehuu Caulcrick	Signed, Reserve/Future contract
30	LB Kenwin Cummings	Signed, Reserve/Future contract
30	OL Stanley Daniels	Signed, Reserve/Future contract
30	WR Marcus Henry	Signed, Reserve/Future contract
30	DL Ropati Pitoitua	Signed, Reserve/Future contract
30	LB Brendan Renkart	Signed, Reserve/Future contract
30	DL Brian Schaefering	Signed, Reserve/Future contract
31	RB Marcus Mason	Signed Reserve/Future contract
31	WR Huey Whittaker	Signed, Reserve/Future contract

JANUARY, 2009

5	LB Marques Murrell	Signed, Exclusive Rights contract
7	RB Noah Herron	Signed, Reserve/Future contract
9	WR Paul Raymond	Signed, Reserve/Future contract
29	CB Tyron Brackenridge	Signed, Reserve/Future contract

FEBRUARY, 2009

7	DE Sean Conover	Signed, Reserve/Future contract
10	DB David Barrett	Released
11	QB Brett Favre	Reserve/Retired
14	CB Marquice Cole	Signed, Reserve/Future contract
17	WR Wallace Wright	Signed, Reserve/Future contract extension
18	LB Nate Harris	Signed, Reserve/Future contract
18	DT Nate Robinson	Signed, Reserve/Future contract
19	LB David Bowens	Released
19	LB Brad Kassell	Released
20	TE Chris Baker	Released
26	DE Sean Conover	Waived
26	RB Noah Herron	Released
26	G Brandon Moore	Released
28	LB Bart Scott	Signed UFA (BAL)
28	OG Brandon Moore	Signed, FA
28	S Lito Sheppard	Acquired via Trade (PHI)

MARCH, 2009

3	S Jim Leonhard	Signed, UFA (BAL)
3	FB Tony Richardson	Re-signed, UFA
9	K Jay Feely	Re-signed, UFA
11	LB Larry Izzo	Signed, UFA (NE)
12	DT Nate Robinson	Waived
16	CB Ahmad Carroll	Re-signed, UFA
16	DT Howard Green	Signed, UFA (SEA)
16	DE Marques Douglas	Signed, FA
16	WR David Clowney	Signed, Exclusive Rights contract
17	S Abram Elam	Exercised right of first refusal
25	CB Donald Strickland	Signed, UFA (SF)

THE LAST TIME...

INTERCEPTION RETURNED FOR A TOUCHDOWN

By Jets Abram Elam, at BUF (Edwards), 92 yds, 11/2/08
By Opp. Phillip Merling, MIA, (Favre), 25 yds, 12/28/08

PUNT RETURNED FOR A TOUCHDOWN

By Jets Santana Moss, at SD, 52 yds, 11/3/02
By Opp. Philip Buchanon, at OAK, 78 yds, 11/9/03

KICKOFF RETURNED FOR A TOUCHDOWN

By Jets Leon Washington, at NE, 92 yds, 11/13/08
By Opp. Ellis Hobbs, NE, 108 yds, 9/9/07

BLOCKED A FIELD GOAL

By Jets Kris Jenkins, vs. ARI (Rackers), 37 yds, 9/28/08
By Opp. Eric Hicks, at KC (Nugent), 28 yds, 9/11/05

BLOCKED A PUNT

By Jets David Bowens, at NE (Hanson), 12/16/07
By Opp. Charlie Anderson, MIA (Hodges), 12/28/08

BLOCKED PUNT FOR A TOUCHDOWN

By Jets David Bowens (26 yards) at NE (Hanson), 12/16/07
By Opp. Stan David (36 yards) BUF (Ramsey), 12/8/84

FUMBLE RETURN FOR A TOUCHDOWN

By Jets Shaun Ellis, vs. BUF, 11 yds, 12/14/08
By Opp. Vernon Fox, DEN, 23 yds, 11/30/08

SAFETY

By Jets at MIA, Grau snaps ball out of end zone, 12/28/03
By Opp. at BUF, C. Martin tackled in end zone, 10/7/04

100-YARD RUSHING GAME BY A PLAYER

By Jets 138 yds, Thomas Jones, vs. DEN, 11/30/08
By Opp. 116 yds, Maurice Morris, at SEA, 12/21/08

CONSECUTIVE 100-YARD RUSHERS

By Jets 149 yds, Thomas Jones, vs. STL, 11/9/08
104 yds, Thomas Jones, at NE, 11/13/08
By Opp. 116 yds, Maurice Morris, at SEA, 12/21/08
127 yds, Marshawn Lynch, BUF, 12/14/08

200-YARD RUSHING GAME BY A PLAYER

By Jets 203 yds, Curtis Martin, IND, 12/3/00
By Opp. 214 yds, Thurman Thomas, BUF, 9/24/90

300-YARD PASSING GAME BY A PLAYER

By Jets 339 yds, Chad Pennington at MIN, 12/17/06
By Opp. 357 yds, Jay Cutler, DEN, 11/30/08

400-YARD PASSING GAME BY A PLAYER

By Jets 481 yds, Vinny Testaverde, at BAL, 12/24/00
By Opp. 400 yds, Matt Cassel at NE, 11/13/08

FOUR TOUCHDOWN PASSES BY A PLAYER

By Jets 6, Brett Favre, vs. ARI, 9/28/08
By Opp. 4, Jeff Hostetler, OAK, 10/1/95

FIVE TOUCHDOWN PASSES BY A PLAYER

By Jets 6, Brett Favre, vs. ARI, 9/28/08
By Opp. 5, Dan Marino, MIA, 11/27/88

SIX TOUCHDOWN PASSES BY A PLAYER

By Jets 6, Brett Favre, vs. ARI, 9/28/08
By Opp. 5, Dan Marino, MIA, 11/27/88

100-YARD RECEIVING GAME BY A PLAYER

By Jets 102 yds, Jerricho Cotchery (9 rec.), KC, 10/26/08
By Opp. 108 yds, Wes Welker (7 rec.), at NE, 11/13/08

200-YARD RECEIVING GAME BY A PLAYER

By Jets 204 yds, Richard Caster, at BAL, 9/24/72
By Opp. 217 yds, Mark Duper, MIA, 11/10/85

SHUTOUT

By Jets vs. PIT (6-0), 12/14/03
By Opp. CHI (10-0), 11/19/06

200-YARD RUSHING GAME BY A PLAYER

By Jets 203 yds, Curtis Martin, IND, 12/3/00
By Opp. 214 yds, Thurman Thomas, BUF, 9/24/90

GAME WITHOUT AN OFFENSIVE TOUCHDOWN

By Jets at SEA (13-3 loss), 12/21/08
By Opp. STL (47-3 win), 11/9/08

200-YARDS RUSHING IN A GAME (TEAM)

By Jets 206 yds (43 att.), vs. STL, 11/9/08
By Opp. 296 yds (48 att.), WAS, 11/7/07

300-YARDS RUSHING IN A GAME (TEAM)

By Jets 302 yds (44 att.), vs. IND, 9/20/98
By Opp. 328 yds (47 att.) at NE, 9/18/83

300-YARDS PASSING IN A GAME, TEAM (NET)

By Jets 323 yds, at MIN, 12/17/06
By Opp. 357 yds, DEN, 11/30/08

400-YARD PASSING IN A GAME, TEAM (TEAM)

By Jets 481 yds, at BAL, 12/24/00
By Opp. 426 yds, ARI, 9/28/08

400 TOTAL YARDS IN A GAME (TEAM)

By Jets 409 yds (192 rushing, 217 passing), at TEN, 11/23/08
By Opp. 484 yds, (127 rushing, 357 passing), DEN, 11/30/08

500 TOTAL YARDS IN A GAME

By Jets 524 yds (51 rushing, 473 passing), at BAL, 12/24/00
By Opp. 511 yds, (125 rushing, 386 passing), at NE, 11/13/08

40-OR-MORE TOTAL POINTS

By Jets 47 vs. STL, (47-3), 11/9/08
By Opp. 48 at SD, (48-29), 9/22/08

50-OR-MORE TOTAL POINTS

By Jets 56 vs. ARI, (56-35), 9/28/08
By Opp. 52 at MIA, (52-14), 9/3/95

UNDER 50 YARDS RUSHING

By Jets 27 vs. HOU, 11/26/06
By Opp. 45 at TEN, 11/23/08

UNDER 100 YARDS PASSING (NET)

By Jets 71 at JAC, 10/8/06
By Opp. 84 OAK, 12/11/05

UNDER 200 TOTAL NET YARDS (TEAM)

By Jets 182 at SF, 12/7/08
By Opp. 171 CIN, 10/12/08

SIX-OR-MORE SACKS BY DEFENSE

By Jets 7 vs. PIT, 11/18/07
By Opp. 6 at TEN, 12/23/07

THREE INTERCEPTIONS BY DEFENSE

By Jets 3 vs. BUF, 12/14/08
By Opp. 3 MIA, 12/28/08

FOUR INTERCEPTIONS BY DEFENSE

By Jets 4 vs. BUF, 1/1/06
By Opp 4 at CAR, 11/13/05

FIVE-OR-MORE INTERCEPTIONS BY DEFENSE

By Jets 5 at DEN, 10/3/99
By Opp 5 NE, 12/20/03

TWO RECEIVERS WITH TWO TD IN THE SAME GAME

By Jets Coles (3 TD) and Cotchery (2 TD), vs. ARI, 9/28/08
By Opp. A. Reed (2 TD) and S. Tasker (2 TD), at BUF, 11/24/96

MISSED FG RETURNED FOR A TOUCHDOWN

By Jets Aaron Glenn, 104 yds, @ IND 11/15/98
(Vanderjagt 63-yard FG attempt - Longest play in Jets history)
By Opp. Never

NEW YORK JETS FLIGHT CREW

The New York Jets Flight Crew, the team's cheerleading squad, was created in 2007 to enhance the overall fan experience by infusing additional energy and enthusiasm to each home game. Members of the multi-talented, multi-purpose entertainment team are dancers, athletes and active participants in the Jets community. Whether performing a choreographed dance routine or appearing at New York Jets charity events, every member of the New York Jets Flight Crew is committed to excellence and serving as role models for Jets fans across the globe.

In 2009, Jets cheerleaders are featured in the first-ever Flight Crew swimsuit calendar. The 16-month calendar showcases Flight Crew members on beaches in both New York and New Jersey and will be available at all Jets Shop outlets starting in August. In 2009 the squad has expanded to 30 cheerleaders from 22 members in 2008.

RECORDS

50 1960 SEASONS 2009 NY

ALL-TIME TEAM SUPERLATIVES

JETS SINGLE GAME HIGHS & LOWS

	High		Low	
Total Net Yards	597	MIA 11/27/88	72	CIN 12/12/76
First Downs	35	TB 11/17/85	6	CIN 12/12/76
Net Rushing Yards	333	at NE 10/15/72	5	BUF 10/30/96 at OAK 12/10/00
Rushing Attempts	58	at NE 10/14/73	8	at DEN 11/11/05
Net Passing Yards	490	at BAL 9/24/72	-1	DAL 12/21/75
Pass Attempts	69	at BAL 12/23/00	7	at NE 10/14/73
Pass Completions	42	SF 9/21/80 SEA 12/6/98	1	at NE 10/14/73
Passes Intercepted	8	at BAL 9/23/73		
Sacks Allowed	11	DAL 10/4/87		
Penalties	17	MIA 10/18/87		
Yards Penalized	161	at CLE 9/21/70	0	6 times, last PHI 10/14/07
Points	62	TB 11/17/85	0	19 times, last CHI 11/19/06
Touchdowns	8	TB 11/17/85		

OPPONENT SINGLE GAME HIGHS & LOWS

	High		Low	
Total Net Yards	621	CIN 12/21/86	57	NE 9/19/82
First Downs	39	MIA 11/27/88	5	at BOS 11/22/70 at NE 9/19/82 at BAL 12/24/00
Net Rushing Yards	343	at PIT 9/20/81	17	OAK 10/10/64 at NE 10/12/86
Rushing Attempts	64	at BUF 9/21/75	10	at NE 10/12/86
Net Passing Yards	521	at MIA 10/23/88	-4	at NE 9/19/82
Pass Attempts	60	at MIA 10/23/88 at CHI 11/23/97	2	at BUF 9/29/74
Pass Completions	40	ARI 9/28/08	0	at BUF 9/29/74
Passes Intercepted	7	NE 11/21/76		
Sacks Allowed	10	BUF 11/23/61		
Penalties	16	at CIN 10/6/85 DAL 10/4/87		
Yards Penalized	148	at SD 10/13/63	0	at BOS 11/19/67 at IND 10/30/94
Points	56	at HOU 10/14/62 at NE 9/9/79	0	8 times, last PIT 12/14/03
Touchdowns	8	at HOU 10/14/62 at NE 10/29/78 at NE 9/9/79		



Steve O'Neal



Mark Gastineau

ALL-TIME INDIVIDUAL SUPERLATIVES

JETS BEST SINGLE GAME PERFORMANCES

Yards Rushing	203	Curtis Martin vs IND 12/03/00
Rushing Attempts	40	Johnny Hector vs NE 10/12/86
		Adrian Murrell vs CIN 9/28/97
Longest Run	90	Johnny Johnson vs CHI 9/25/94
Longest Run for a TD	78t	Bruce Harper vs ATL 10/23/83
Yards Passing (gross)	496	Joe Namath at BAL 9/24/72
Passes Attempted	69	Vinny Testaverde at BAL 12/24/00
Passes Completed	42	Richard Todd vs SF 9/21/80
		Vinny Testaverde vs SEA 12/6/98
TD Passes	6	Joe Namath at BAL 9/24/72
		Brett Favre vs. ARI 9/28/08
Yards Receiving	228	Don Maynard at OAK 11/17/68
Receptions	17	Clark Gaines vs SF 9/21/80
Longest Pass Completion	96t	K. O'Brien to W. Walker at BUF 12/8/85
Longest Pass for a TD	96t	K. O'Brien to W. Walker at BUF 12/8/85
Longest Punt	98	(NFL record) Steve O'Neal at DEN 9/21/69
Longest Punt Return	98t	Terance Mathis vs DAL 11/4/90
Longest Field Goal Made	55	Pat Leahy vs CHI 12/14/85
		John Hall at SEA 8/31/97
		Jay Feely vs. STL 11/9/08
QB Sacks	4	Mark Lomas at BUF 10/4/70
		Mark Gastineau (3 times)
		John Abraham at NO 11/4/01
Interceptions	3	Dainard Paulson vs OAK 9/28/63
		Bill Baird vs BOS 10/31/64
		Rich Sowells at BAL 9/23/73
		Erik McMillan at MIA 10/23/88
		Marcus Turner at MIN 11/20/94
		Marcus Coleman vs MIA 10/23/00
		Ty Law vs BUF 1/1/06
Longest Interception Return	100t	Aaron Glenn at MIA 9/15/96
Longest Interception Return for TD	100t	Aaron Glenn at MIA 9/15/96
Longest Field Goal Return for TD	104t	Aaron Glenn at IND 11/15/98
	97t	(AFL record) Marshall Starks vs HOU 9/22/63



Mark Lomas

OPPONENTS BEST SINGLE GAME PERFORMANCES

Most Points	30	Billy Cannon vs HOU 12/10/61
		Cookie Gilchrist at BUF 12/8/63
Yards Rushing	243	Cookie Gilchrist at BUF 12/8/63
Rushing Attempts	40	Lydell Mitchell vs BAL 10/20/74
		Curtis Martin at NE 9/14/97
Rushing TD	5	Cookie Gilchrist at BUF 12/8/63
Longest Run	96	Garrison Hearst at SF 9/6/98
Longest Run for a TD	96	Garrison Hearst at SF 9/6/98
Yards Passing (gross)	521	Dan Marino at MIA 10/23/88
Passes Attempted	60	Dan Marino at MIA 10/23/88
		Erik Kramer at CHI 11/16/96
Passes Completed	40	Kurt Warner ARI 9/28/08
TD Passes	7	George Blanda at HOU 11/19/61
Passes Had Intercepted	5	Babe Parilli vs BOS 10/31/64
		Mike Taliaferro vs BOS 10/27/68
		Ken Stabler at NY 10/21/79
		Kyle Mackey vs MIA 10/18/87
		Dan Marino at MIA 10/23/88
Yards Receiving	255	Jerry Butler at BUF 9/23/79
Receptions	13	Lydell Mitchell at BAL 12/15/74
		Thurman Thomas vs BUF 9/15/91
		Haywood Jeffires vs HOU 10/13/91
TD Passes Caught	4	Jerry Butler at BUF 9/23/79
		Mark Ingram vs MIA 11/27/94
Longest Pass Completion	93t	T. Flores to D. Craig vs OAK 10/20/63
Longest Pass for a TD	93t	T. Flores to D. Craig vs OAK 10/20/63
Most Punts	11	Jim Fraser at BOS 10/2/66
Longest Punt	82	Luke Prestridge at NE 10/28/84
Punt Returns	8	Tom Pharr vs BUF 9/29/68
Punt Return Yardage	173	Jermaine Lewis at Bal 12/24/00
Longest Punt Return	95t	Speedy Duncan at SD 11/24/68
Kickoff Returns	8	Willie Porter vs. BOS at Birmingham, AL 9/22/68
Kickoff Return Yardage	209	Tim Dwight at SD 9/19/04
Longest Kickoff Return	108t	Ellis Hobbs vs NE, 9/9/07
Field Goals	6	Steve Christie vs BUF 10/20/96
Longest Field Goal	59	Pete Stoyanovich vs MIA 11/12/89
Longest Field Goal Return	71	Ken Houston vs HOU 10/15/67
Interceptions	4	Willie Brown at DEN 11/15/64
Interception Return Yardage	137	Tom Janik at BUF 9/29/68
Longest Interception Return	100t	Tom Janik at BUF 9/29/68
Longest Interception Return for TD	100t	Tom Janik at BUF 9/29/68
Longest Fumble Return	95t	Chukie Nwokorie vs IND 9/9/01

Clark Gaines

SCORING RECORDS

ALL-TIME SCORING

	Player	Seasons	G	TD	Rush	Rec	Ret	XPM	XPA	FGM	FGA	2pt	Safety	Pts
1.	Pat Leahy	1974-91(18)	250	0	0	0	0	558	584	304	426	0	0	1470
2.	Jim Turner	1964-70(7)	98	0	0	0	0	238	242	153	256	0	0	697
3.	John Hall	1997-02(6)	95	0	0	0	0	205	210	149	203	0	0	652
4.	Don Maynard	1960-72(13)	172	88	0	88	0	0	0	0	0	2	0	532
5.	Wesley Walker	1977-89(13)	154	71	0	71	0	0	0	0	0	0	1	428
6.	Emerson Boozer	1966-75(10)	118	65	52	12	1	0	0	0	0	0	0	390
7.	Curtis Martin	1998-05(8)	123	63	58	5	0	0	0	0	0	1	0	380
8.	Mike Nugent	2005-08(4)	49	0	0	0	0	83	85	75	92	0	0	308
9.	Freeman McNeil	1981-92(12)	144	50	38	12	0	0	0	0	0	0	0	300
10.	Bill Mathis	1960-69(10)	137	46	37	9	0	0	0	0	0	3	0	282
11.	Bobby Howfield	1971-74(4)	49	0	0	0	0	100	106	58	87	0	0	274
12.	Johnny Hector	1983-92(10)	126	44	41	3	0	0	0	0	0	0	0	264
13.	Wayne Chrebet	1995-05(11)	152	41	0	41	0	0	0	0	0	0	0	246
14.	Jerome Barkum	1972-83(12)	158	40	0	40	0	0	0	0	0	0	0	240
15.	Nick Lowery	1994-96(3)	46	0	0	0	0	76	78	54	68	0	0	238
16.	Laveranues Coles	2000-02,05-08(7)	105	37	0	37	0	0	0	0	0	2	0	226
17.	Mickey Shuler	1978-89(12)	160	37	0	37	0	0	0	0	0	0	0	222
18.	Rich Caster	1970-77(8)	107	36	0	36	0	0	0	0	0	0	0	216
19t.	Brad Baxter	1989-95(7)	94	35	35	0	0	0	0	0	0	0	0	210
19t.	Doug Brien	2003-04(2)	32	0	0	0	0	57	58	51	61	0	0	210
21.	Keyshawn Johnson	1996-99(4)	62	32	1	31	0	0	0	0	0	1	0	194
22t.	Al Toon	1985-92(8)	107	31	0	31	0	0	0	0	0	0	0	186
22t.	John Riggins	1971-75(5)	61	31	25	6	0	0	0	0	0	0	0	186
22t.	Matt Snell	1964-72(9)	87	31	24	7	0	0	0	0	0	0	0	186
25.	Bill Shockley	1960-62(3)	34	2	0	2	0	89	93	25	54	0	0	176
26.	George Sauer	1965-70(6)	84	28	0	28	0	0	0	0	0	2	0	172
27.	Kevin Long	1977-81(5)	73	28	25	3	0	0	0	0	0	0	0	168
28.	Art Powell	1960-62(3)	42	27	0	27	0	0	0	0	0	0	0	162
29.	Cary Blanchard	1992-93(2)	27	0	0	0	0	48	48	33	48	0	0	147
30.	Rob Moore	1990-94(5)	76	22	0	22	0	0	0	0	0	2	0	136
31t.	Scott Dierking	1977-83(7)	102	22	18	4	0	0	0	0	0	0	0	132
31t.	Bake Turner	1963-69(7)	90	22	0	22	0	0	0	0	0	0	0	132
33t.	Santana Moss	2001-04(4)	51	21	0	19	2	0	0	0	0	0	0	126
33t.	Bruce Harper	1977-84(8)	99	21	8	12	1	0	0	0	0	0	0	126
35.	Tony Paige	1984-86(3)	48	20	17	3	0	0	0	0	0	0	0	120
36.	**Leon Washington**	**2006-(3)**	**48**	**19**	**13**	**2**	**4**	**0**	**0**	**0**	**0**	**2**	**0**	**118**
37.	**Jay Feely**	**2008-(1)**	**15**	**0**	**0**	**0**	**0**	**39**	**39**	**24**	**28**	**0**	**0**	**111**
38.	Adrian Murrell	1993-97(5)	73	18	15	3	0	0	0	0	0	0	0	108
39.	Anthony Becht	2000-04(5)	78	17	0	17	0	0	0	0	0	2	0	106
40.	**Thomas Jones**	**2007-(2)**	**32**	**17**	**14**	**3**	**0**	**0**	**0**	**0**	**0**	**0**	**0**	**102**

For a complete list, log on to newyorkjets.com

SINGLE SEASON

Touchdowns

	Player	TD	Season
1.	**Thomas Jones**	**15**	**2008**
2t.	Art Powell	14	1960
2t.	Don Maynard	14	1965
2t.	Emerson Boozer	14	1972
2t.	Curtis Martin	14	2004
6.	Emerson Boozer	13	1967

Two Point Conversions

	Player	2pt	Season
1.	Bill Mathis	2	1967
2.	Rob Moore	2	1994

Consecutive Games With a Touchdown

	Player	Streak	Year
1.	**Thomas Jones**	**8**	**2008**
2.	Santana Moss	7	2003
3t.	Bake Turner	6	1964
3t.	Emerson Boozer	6	1967
3t.	Tony Paige	6	1985

Field Goals Attempted

	Player	FGA	Season
1.	Jim Turner	47	1969
2.	Jim Turner	46	1968
3.	John Hall	41	1997

Field Goals Made

	Player	FGM	Season
1.	Jim Turner	34	1968
2.	Jim Turner	32	1969
3.	Mike Nugent	29	2007
4.	John Hall	28	1997
5t.	Bobby Howfield	27	1972
5t.	John Hall	27	1999

Field Goal Percentage

	Player	Pct (M-Att)	Season
1.	M. Nugent	88.9 (24-27)	2006
2.	P. Leahy	88.5 (23-26)	1990
3.	N. Lowery	87.0 (20-23)	1994
4.	J. Feely	85.7 (24-28)	2008
5.	D. Brien	84.4 (27-32)	2003

Consecutive Field Goals Made

	Player	Streak	Seasons
1.	Pat Leahy	22	1985-86
2.	Mike Nugent	19	2006-07
3.	Pat Leahy	17	1990
4.	Mike Nugent	15	2007
5.	**Jay Feely**	**14**	**2008**

Extra Points Made

	Player	XPM	Season
1.	Bill Shockley	47	1960
2.	John Hall	45	1998
3.	Pat Leahy	44	1986
4t.	Jim Turner	43	1968
4t.	Pat Leahy	43	1985

Extra Points Attempted

	Player	XPA	Season
1.	Bill Shockley	50	1960
2.	John Hall	46	1998
3.	Pat Leahy	45	1985

Field Goals Made, 50-or-more Yards

	Player	FG	Seasons
1.	John Hall	4	1997
2t.	Pat Leahy	3	1985
2t.	John Hall	3	2001
4t.	Nick Lowery	2	1995
4t.	John Hall	2	1998
4t.	Mike Nugent	2	2006
4t.	**Jay Feely**	**2**	**2008**

CAREER

Touchdowns

	Player	TD
1.	Don Maynard (WR)	88
2.	Wesley Walker (WR)	71
3.	Emerson Boozer (RB)	65
4.	Curtis Martin (RB)	63
5.	Freeman McNeil (RB)	50
6.	Bill Mathis (HB)	46
7.	Johnny Hector (RB)	44
8.	Wayne Chrebet (WR)	41
9.	Jerome Barkum (TE)	40
10t.	Mickey Shuler (TE)	37
10t.	Laveranues Coles (WR)	37

Field Goals Made

	Player	FGM
1.	Pat Leahy	304
2.	Jim Turner	153
3.	John Hall	149
4.	Mike Nugent	75
5.	Bobby Howfield	58

Field Goals Attempts

	Player	FGA
1.	Pat Leahy	426
2.	Jim Turner	256
3.	John Hall	203
4.	Mike Nugent	92
5.	Bobby Howfield	87

Field Goal Percentage

	Player	Pct
1.	Doug Brien	83.6
2.	Mike Nugent	81.5
3.	Nick Lowery	79.4
4.	John Hall	73.4
5.	Pat Leahy	71.4

Field Goals, 50-or-more Yards

	Player	FG
1.	John Hall	9
2.	Pat Leahy	5
3.	Mike Nugent	3

Extra Points Made

	Player	XPM
1.	Pat Leahy	558
2.	Jim Turner	238
3.	John Hall	205
4.	Bobby Howfield	100
5.	Bill Shockley	89

Extra Point Attempts

	Player	XPA
1.	Pat Leahy	584
2.	Jim Turner	242
3.	John Hall	210
4.	Bobby Howfield	106
5.	Bill Shockley	93

Extra Point Percentage

	Player	Pct
1.	Jim Turner	98.34
2.	Doug Brien	98.28
3.	Mike Nugent	97.65
4.	John Hall	97.62
5.	Nick Lowery	97.44

ADDITIONAL SCORING RECORDS

Points Scored, Season

	Player	Pts	Year	G	XPM-A	FGM-A
1.	Jim Turner	145	1968	14	43-43	34-46
2.	Jim Turner	129	1969	14	33-33	32-47
3t.	Bobby Howfield	121	1972	14	40-41	27-37
3t.	Pat Leahy	121	1985	16	43-45	26-34
5t.	John Hall	120	1997	16	36-36	28-41
5t.	John Hall	120	1998	16	45-46	25-35
7.	Pat Leahy	113	1981	16	38-39	25-36
8.	Pat Leahy	112	1988	16	43-43	23-28
9.	**Jay Feely**	**111**	**2008**	**15**	**39-39**	**24-28**
10.	Mike Nugent	110	2007	16	23-24	29-36

Points Scored, Game

	Player	Pts	Date	Opp	TD	PAT	FG
1.	Wesley Walker	24	9/21/86	MIA	4	0	0
2t.	Jim Turner	19	11/3/68	BUF	0	1	6
2t.	Pat Leahy	19	9/16/84	CIN	0	4	5
4.	31 times						
	Last: **Thomas Jones**	18	11/9/08	STL	3	0	0

Touchdowns, Game

	Player	TD	Date	Opp
1.	Wesley Walker	4	9/21/86	MIA
2.	30 times - Last: **Thomas Jones**	3	11/9/08	STL

Field Goals Made, Game

	Player	M-A	Date	Opp
1t.	Jim Turner	6-8	11/3/68	BUF
1t.	Bobby Howfield	6-7	12/3/72	NO
3t.	Pat Leahy	5-5	9/16/84	CIN
3t.	John Hall	5-6	12/23/01	at IND

Longest Field Goals Made, Game

	Player	Yds	Date	Opp
1t.	Pat Leahy	55	12/14/85	CHI
1t.	John Hall	55	8/31/97	at SEA
1t.	**Jay Feely**	**55**	**11/9/08**	**STL**
4t.	Mike Nugent	54	11/26/06	HOU
4t.	John Hall	54	10/11/98	at STL
6t.	Pat Leahy	53	10/20/85	at NE
6t.	John Hall	53	10/5/97	IND
6t.	John Hall	53	1/6/02	at OAK
6t.	Doug Brien	53	10/3/04	at MIA
10t.	Pat Leahy	52	9/6/84	PIT
10t.	Pat Leahy	52	10/20/85	at NE
10t.	John Hall	52	9/16/97	BUF
10t.	Mike Nugent	52	12/17/06	at MIN
10t.	**Jay Feely**	**52**	**10/19/08**	**at OAK**

Field Goals Attempted, Game

	Player	FGA	Date	Opp
1.	Jim Turner	8 (6-8)	11/3/68	BUF

Longest Field Goal Attempted, Game

	Player	Distance	Date	Opp
1.	John Hall	68	10/12/97	NE
2.	Pat Leahy	62	10/25/87	at WAS
3.	John Hall	60	9/13/98	BAL

Most Field Goals, Quarter

	Player	FG	Date (Quarter)	Opp
1.	Four times	3		
	Last: **Jay Feely**	3	11/9/08 (2nd)	STL

Most Field Goals, No Misses, Game

	Player	FGM-A	Date	Opp
1.	Pat Leahy	5-5	9/16/84	CIN

Most Field Goals, 50-or-More Yards, Game

	Player	FGM	Date	Opp
1.	Pat Leahy	2 (53, 52)	10/20/85	at NE

Points After Touchdown Made, Game

	Player	M-A	Date	Opp
1.	Pat Leahy	8-8	11/17/85	TB
2.	Jim Turner	7-7	9/18/66	HOU
3.	12 times			
	Last: John Hall	6-6	12/29/02	GB

Points After Touchdown Attempted, Game

	Player	XPA	Date	Opp
1.	Pat Leahy	8 (8-8)	11/17/85	TB

Points By Opponent, Game

	Player	Points	Date	Team
1t.	Billy Cannon	30 (5 TD)	12/10/61	HOU
1t.	Cookie Gilchrist	30 (5 TD)	12/8/63	at BUF

Field Goals Made By Opponent, Game

	Player	M-A	Date	Team
1t.	Steve Christie	6-7	10/26/96	BUF

Longest Field Goal Attempted, Opponent

	Player	Distance	Date	Team
1t.	Pete Stoyanovich	63	9/18/94	at MIA
1t.	Mike Vanderjagt	63	11/15/98	at IND

Most Field Goals, Opponent, Quarter

	Player	FG	Date (Quarter)	Team
1.	Nine times	3		
	Last: Olindo Mare	3	10/3/04 (2nd)	at MIA

Most Field Goals, No Misses, Opponent, Game

	Player	FG	Date	Team
1.	Shaun Suisham	5-5	11/4/07	WAS

All-Time Two-Point Conversions

Player	Two-Point Conversions	Year(s)
Bill Mathis	3	1967 (2), 1968
Thurlow Cooper	2	1960, 1962
George Sauer	2	1966, 1967
Don Maynard	2	1967, 1969
Rob Moore	2	1994 (2)
Laveranues Coles	2	2000, 2002
Anthony Becht	2	2002, 2003
Leon Washington	**2**	**2007, 2008**
Dee Mackey	1	1965
Mike Taliaferro	1	1966
Kyle Brady	1	1996
Keyshawn Johnson	1	1996
Marcus Coleman	1	2000
Curtis Martin	1	2002
Jerricho Cotchery	**1**	**2008**

All-Time Safeties

Player	Safeties	Season
Team	5	1962, 1977, 1980, 1989, 1993
Marty Lyons	2	1987, 1988
Ralph Baker	1	1964
Verlon Biggs	1	1966
Paul Crane	1	1968
John Elliott	1	1970
Tim Moresco	1	1979
Greg Buttle	1	1981
Wesley Walker	1	1985
Bobby Humphery	1	1986
Dennis Byrd	1	1990
Marvin Washington	1	1992
Erik Howard	1	1995
Bryan Cox	1	1998

PASSING RECORDS

ALL-TIME PASSING YARDAGE

	Player	Seasons	G	Att	Cmp	Pct	Yds	TD	Int	Lg	Rtg
1.	Joe Namath	1965-76(12)	136	3655	1836	50.2	27057	170	215	91	65.8
2.	Ken O'Brien	1984-92(9)	124	3465	2039	58.8	24386	124	95	96t	81.0
3.	Richard Todd	1976-83(8)	102	2623	1433	54.6	18241	110	138	87t	68.6
4.	Chad Pennington	2000-07(8)	70	1919	1259	65.6	13738	82	55	71t	88.9
5.	Vinny Testaverde	1998-05(7)	65	1854	1094	59.0	12497	77	58	82t	80.2
6.	Boomer Esiason	1993-95(3)	43	1302	764	58.7	8478	49	39	77	78.2
7.	Al Dorow	1960-61(2)	28	834	398	47.7	5399	45	56	68	58.8
8.	Dick Wood	1963-64(2)	25	710	329	46.3	4502	35	44	71	57.7
9.	Pat Ryan	1978-89(12)	141	631	354	56.1	4222	31	31	50	72.6
10.	Neil O'Donnell	1996-97(2)	21	648	369	56.9	3943	21	14	78t	76.7
11.	Brett Favre	2008 (1)	16	522	343	65.7	3472	22	22	56t	81.0
12.	Al Woodall	1969-74(5)	31	503	246	48.9	2970	18	23	67	60.3
13.	Matt Robinson	1977-79(3)	35	351	161	45.9	2503	15	26	77t	53.4
14.	Browning Nagle	1991-93(3)	18	403	199	49.4	2361	7	17	51	55.9
15.	Frank Reich	1996(1)	10	331	175	52.9	2205	15	16	52t	68.9
16.	Glenn Foley	1994-98(5)	18	352	189	53.7	2186	10	16	48	63.2
17.	Ray Lucas	1997-00(4)	35	320	186	58.1	1939	14	11	56t	76.0
18.	Johnny Green	1962-63(2)	12	264	130	49.2	1751	10	19	63	53.4
19.	Brooks Bollinger	2004-05(2)	12	275	155	56.4	1618	7	6	60t	73.0
20.	**Kellen Clemens**	**2006- (3)**	**14**	**256**	**133**	**52.0**	**1555**	**5**	**11**	**56**	**59.3**
21.	Mike Taliaferro	1964-67(4)	45	253	98	38.7	1145	8	15	66	39.1
22.	Rick Mirer	1999(1)	8	176	95	54.0	1062	5	9	50	60.4
23.	Lee Grosscup	1962(1)	8	126	57	45.2	855	8	8	86t	62.8
24.	Bob Davis	1970-72(3)	28	160	65	40.6	804	12	9	44	58.4
25.	Bubby Brister	1995(1)	9	170	93	54.7	726	4	8	32	53.7
26.	Galen Hall	1963(1)	13	118	45	38.1	611	3	9	73	32.1
27.	Dick Jamieson	1960-61(2)	14	70	35	50.0	586	6	2	65	95.3
28.	Babe Parilli	1968-69(2)	28	79	43	54.4	539	7	3	40t	89.6
29.	Quincy Carter	2004(1)	7	58	35	60.3	498	3	1	69t	98.2
30.	Jack Trudeau	1994(1)	5	91	50	54.9	496	1	4	24t	55.9
31.	Butch Songin	1962(1)	7	90	42	46.7	442	2	7	64	36.4
32.	Tony Eason	1989-90(2)	18	64	35	54.7	410	1	3	63t	60.0
33.	David Norrie	1987(1)	2	68	35	51.5	376	1	4	41t	48.4
34.	John Jones	1975(1)	7	57	16	28.1	181	1	5	20	9.6
35.	Tom Tupa	1999-01(3)	47	12	7	58.3	174	2	0	65	142.4
36.	Bill Demory	1973-74(2)	7	39	12	30.8	159	2	8	31t	22.2
37t.	Kyle Mackey	1989(1)	4	25	11	44.0	125	0	1	22	42.9
37t.	Troy Taylor	1990-91(2)	7	20	12	60.0	125	2	1	51	90.6
39.	Harold Stephens	1962(1)	6	22	15	68.2	123	0	0	26	82.2
40.	Marty Domres	1977(1)	12	40	17	42.5	113	1	1	18	47.9
41.	Jay Fiedler	2005(1)	2	13	8	61.5	107	1	0	23t	113.3
42.	Bob Scrabis	1960-62(3)	24	26	7	26.9	82	1	3	35	13.5
43.	Pete Liske	1964(1)	2	18	9	50.0	55	0	2	27	16.9
44.	Jeff Blake	1992(1)	3	9	4	44.4	40	0	1	19	18.1
45t.	Curtis Martin	1998-05(8)	123	2	2	100.0	36	2	0	18t	158.3
45t.	**Leon Washington**	**2006- (3)**	**48**	**1**	**1**	**100.0**	**36**	**0**	**0**	**36**	**118.8**
47.	Bob Gresham	1975-76(2)	21	1	1	100.0	29	0	0	29	118.8
48.	Al Toon	1985-92(8)	107	3	1	33.3	27	0	0	27	67.4
49t.	Brian Hansen	1994-98(5)	70	1	1	100.0	26	0	0	26	118.8
49t.	Matt Snell	1964-72(9)	87	3	1	33.3	26	0	1	26	26.4

For a complete list, log on to newyorkjets.com



Ken O'Brien

TOP 10 CAREER

Attempts

	Player	Att
1.	Joe Namath	3,655
2.	Ken O'Brien	3,465
3.	Richard Todd	2,623
4.	Chad Pennington	1,919
5.	Vinny Testaverde	1,854
6.	Boomer Esiason	1,302
7.	Al Dorow	834
8.	Dick Wood	710
9.	Neil O'Donnell	648
10.	Pat Ryan	631

Completions

	Player	Cmp
1.	Ken O'Brien	2,039
2.	Joe Namath	1,836
3.	Richard Todd	1,433
4.	Chad Pennington	1,259
5.	Vinny Testaverde	1,094
6.	Boomer Esiason	764
7.	Al Dorow	398
8.	Neil O'Donnell	369
9.	Pat Ryan	354
10.	Brett Favre	343

Completion Pct (minimum 500 atts)

	Player	Pct
1.	Brett Favre	65.7
2.	Chad Pennington	65.6
3.	Vinny Testaverde	59.0
4.	Ken O'Brien	58.8
5.	Boomer Esiason	57.7
6.	Neil O'Donnell	56.9
7.	Pat Ryan	56.1
8.	Richard Todd	54.6
9.	Joe Namath	50.2
10.	Al Woodall	48.9

Passing Yards

	Player	Yds
1.	Joe Namath	27,057
2.	Ken O'Brien	24,386
3.	Richard Todd	18,241
4.	Chad Pennington	13,738
5.	Vinny Testaverde	12,497
6.	Boomer Esiason	8,478
7.	Al Dorow	5,399
8.	Dick Wood	4,502
9.	Pat Ryan	4,222
10.	Neil O'Donnell	3,943

Touchdowns

	Player	TD
1.	Joe Namath	170
2.	Ken O'Brien	124
3.	Richard Todd	110
4.	Chad Pennington	82
5.	Vinny Testaverde	77
6.	Boomer Esiason	49
7.	Al Dorow	45
8.	Dick Wood	35
9.	Pat Ryan	31
10.	Brett Favre	22

Interceptions

	Player	Int
1.	Joe Namath	215
2.	Richard Todd	138
3.	Ken O'Brien	95
4.	Vinny Testaverde	58
5.	Al Dorow	56
6.	Chad Pennington	55
7.	Dick Wood	44
8.	Boomer Esiason	39
9.	Pat Ryan	31
10.	Matt Robinson	26

Passer Rating (minimum 500 atts)

	Player	Rtg
1.	Chad Pennington	88.9
2.	Ken O'Brien	81.0
3.	Vinny Testaverde	80.2
4.	Boomer Esiason	78.2
5.	Neil O'Donnell	76.7
6.	Pat Ryan	72.6
7.	Richard Todd	68.6
8.	Joe Namath	65.8
9.	Al Woodall	60.3
10.	Al Dorow	58.8

TOP SINGLE SEASON PASSING PERFORMANCES

Yardage

	Player	Yds	Year	Att	Cmp	Pct	TD	Int	Rtg
1.	Joe Namath	4,007	1967	491	258	.525	26	28	73.8
2.	Ken O'Brien	3,818	1985	488	297	.609	25	8	95.6
3.	Vinny Testaverde	3,732	2000	590	328	.556	21	25	69.0
4.	Ken O'Brien	3,690	1986	482	300	.622	25	20	85.8
5.	Richard Todd	3,478	1983	518	308	.595	18	26	70.3
6.	Brett Favre	3,472	2008	522	343	.657	22	22	81.0
7.	Boomer Esiason	3,421	1993	473	288	.609	16	11	84.5
8.	Joe Namath	3,379	1966	471	232	.493	19	27	62.6
9.	Chad Pennington	3,352	2006	485	313	.645	17	16	82.6
10.	Ken O'Brien	3,346	1989	477	288	.604	12	18	74.3
10.	Richard Todd	3,329	1980	479	264	.551	17	30	62.7

Most Starts

	Player	Starts	W	L	T	Pct
1.	Joe Namath	126	61	61	4	.500
2.	Ken O'Brien	106	50	55	1	.476
3.	Richard Todd	93	42	50	1	.457
4t.	Vinny Testaverde	61	35	26	0	.574
4t.	Chad Pennington	61	32	29	0	.525

Most Consecutive Completions

	Player	Comp	Opp	Date
1.	Boomer Esiason	18	MIA	9/12/83 (last 5)
			NE	9/26/83 (first 13)
2.	Ken O'Brien	17	at ATL	11/9/86
3t.	Joe Namath	15	MIA	10/22/67 (last 12)
			BOS	10/29/67 (first 3)
3t.	Ken O'Brien	15	BUF	10/5/86
3t.	Chad Pennington	15	at BUF	9/30/07

Longest Passing Plays

	Player	Yds	Opp	Date
1.	K. O'Brien to W. Walker	96t	at BUF	12/8/85
2.	J. Namath to R. Caster	91	BAL	10/26/75
3.	J. Namath to R. Caster	89t	at MIA	10/7/74
4.	K. O'Brien to W. Walker	88t	NE	11/24/85
5t.	J. Namath to D. Maynard	87t	at SD	11/24/68
5t.	R. Todd to W. Walker	87t	OAK	10/23/77

Most Games 300-Plus Yards Passing, Career

	Player	Games	Years
1.	Joe Namath	21	1965-76
2.	Ken O'Brien	17	1983-92
3.	Richard Todd	7	1976-83

TOP SINGLE GAME PASSING PERFORMANCES

Passing yards

	Player	Yds	Opp	Date
1.	Joe Namath	496	at BAL	9/23/72
2.	Vinny Testaverde	481	at BAL	12/24/00
3.	Ken O'Brien	479	MIA	9/21/86
4.	Richard Todd	447	SF	9/21/80
5.	Richard Todd	446	LA Rams	9/25/83

Most Passes Attempted

	Player	Att	Opp	Date
1.	Vinny Testaverde	69 (36 comp)	at BAL	12/24/00
2.	Vinny Testaverde	63 (42 comp)	SEA	12/6/98
3.	Joe Namath	62 (34 comp)	BAL	10/18/70

Most Passes Completed

	Player	Cmp	Opp	Date
1t.	Richard Todd	42 (60 att)	SF	9/21/80
1t.	Vinny Testaverde	42 (63 att)	SEA	12/6/98
3.	Richard Todd	37 (50 att)	LA Rams	9/25/83
4t.	Vinny Testaverde	36 (59 att)	MIA	10/23/00
4t.	Vinny Testaverde	36 (69 att)	at BAL	12/24/00

Most Pass Attempts, No Interceptions, Game

	Player	Att	Opp	Date
1.	Neil O'Donnell	50	at NE	9/14/97
2.	Ken O'Brien	49	vs. PHI	12/21/87
3t.	Al Dorow	48	at OAK	12/11/60
3t.	Ray Lucas	48	at NYG	12/5/99

Most Touchdown Passes

	Player	TD	Opp	Date
1t.	Joe Namath	6	at BAL	9/24/72
1t.	Brett Favre	6	ARI	9/28/08
2t.	Vinny Testaverde	5	MIA	10/23/00
2t.	Neil O'Donnell	5	at SEA	8/31/97
2t.	Ken O'Brien	5	TB	11/17/85
2t.	Joe Namath	5	HOU	9/18/66
2t.	John Green	5	at DEN	10/22/62

Most Passes Had Intercepted

	Player	Int	Opp	Date
1.	Joe Namath	6 (3 times)	MIA*	10/14/75
2t.	Joe Namath	5 (5 times)	BAL (Colts)*	10/18/70
2t.	Dick Wood	5 (4 times)	BUF*	11/8/64
2t.	Richard Todd	5	MIA	10/16/83
2t.	Chad Pennington	5	NE	12/20/03

*Last time

Highest Comp. Pct. (min 20 att, since 1970)

	Player	Pct (A-C)	Opp	Date
1.	C. Pennington	82.8 (24-29)	MIN	10/20/02
2.	Ken O'Brien	82.6 (19-23)	at CLE	10/6/91
3.	C. Pennington	82.1 (32-39)	at BUF	9/30/07

Highest Passer Rating

	Player	Rtg	Opp/Score	Date	A/C	Pct	Yds	TD	Lg
1.	Ken O'Brien	158.3	SEA/W, 38-7	11/2/86	26/32	81.3%	431	4	83t
2.	Joe Namath	151.4	SD/W, 42-31	12/24/67	18/26	69.2%	343	4	37
3.	Joe Namath	149.3	BOS/W, 38-28	12/17/66	14/21	66.7%	287	3	77t
4.	Chad Pennington	148.1	SEA/W, 37-14	12/19/04	18/24	75.0%	253	3	34
5.	Vinny Testaverde	147.9	CAR/W, 48-21	11/29/98	16/21	76.2%	255	2	37
6.	Neil O'Donnell	146.7	SEA/W, 41-3	8/31/97	18/25	72.0%	270	5	47t

TOP 5 SEASON

Passing Touchdowns

	Player	TD	Year
1.	Vinny Testaverde	29	1998
2t.	Joe Namath	26	1967
2t.	Dick Wood	26	1960
4t.	Ken O'Brien	25	1986
4t.	Ken O'Brien	25	1985
4t.	Richard Todd	25	1981

Fewest Interceptions (min 200 atts)

	Player	Int	Year
1t.	Chad Pennington	6	2002
1t.	Ray Lucas	6	1999
1t.	Brooks Bollinger	6	2005
4t.	Neil O'Donnell	7	1997
4t.	Vinny Testaverde	7	1998
4t.	Ken O'Brien	7	1988
4t.	Ken O'Brien	7	1984

Most Attempts

	Player	Att	Year
1.	Vinny Testaverde	590	2000
2.	Brett Favre	522	2008
3.	Richard Todd	518	1983
4.	Richard Todd	497	1981
5.	Joe Namath	491	1967

Most Completions

	Player	Cmp	Year
1.	Brett Favre	343	2008
2.	Vinny Testaverde	328	2000
3.	Richard Todd	308	1983
4.	Ken O'Brien	300	1986
5.	Ken O'Brien	297	1985

Best Completion Pct (min 200 atts)

	Player	Pct	Year
1.	Chad Pennington	.689	2002
2.	Chad Pennington	.688	2007
3.	Brett Favre	.657	2008
4.	Chad Pennington	.654	2004
5.	Chad Pennington	.645	2006

Most Interceptions

	Player	Int	Year
1t.	Al Dorow	30	1961
1t.	Richard Todd	30	1980
3t.	Joe Namath	28	1967
3t.	Joe Namath	28	1975
5.	Joe Namath	27	1966

Highest Passer Rating (min 200 atts)

	Player	Rtg	Year
1.	Chad Pennington	104.2	2002
2.	Vinny Testaverde	101.6	1998
3.	Ken O'Brien	96.2	1985
4.	Chad Pennington	91.0	2004
5.	Richard Todd	87.3	1982

Highest Touchdown Pct (min 200 attempts)

	Player	Pct	Year
1.	Vinny Testaverde	6.9	1998
2.	Al Dorow	6.6	1960
3.	Joe Namath	5.9	1972

Lowest Interception Pct (min 200 attempts)

	Player	Pct	Year
1t.	Chad Pennington	1.5	2002
1t.	Neil O'Donnell	1.5	1997
3.	Ken O'Brien	1.6	1985
4t.	Vinny Testaverde	1.7	1998
4t.	Ken O'Brien	1.7	1988

RUSHING RECORDS

ALL-TIME RUSHING YARDAGE

	Player	Seasons	G	Att	Yds	Avg	Lg	TD
1.	Curtis Martin	1998-05 (8)	123	2560	10302	4.0	60t	58
2.	Freeman McNeil	1981-92 (12)	144	1798	8074	4.5	69	38
3.	Emerson Boozer	1966-75 (10)	118	1291	5135	4.0	54	52
4.	Matt Snell	1964-72 (9)	87	1057	4285	4.1	60	24
5.	Johnny Hector	1983-92 (10)	126	1051	4280	4.1	64	41
6.	John Riggins	1971-75 (5)	61	928	3880	4.2	42	25
7.	Bill Mathis	1960-69 (10)	137	1044	3589	3.4	79	37
8.	Adrian Murrell	1993-97 (5)	73	860	3447	4.0	78	15
9.	Brad Baxter	1989-95 (7)	94	779	2928	3.8	31	35
10.	Scott Dierking	1977-83 (7)	102	731	2901	4.0	40	18
11.	Clark Gaines	1976-80 (5)	65	581	2552	4.4	52	8
12.	**Thomas Jones**	**2007- (2)**	**32**	**600**	**2431**	**4.1**	**59t**	**14**
13.	Kevin Long	1977-81 (5)	73	574	2190	3.8	27	25
14.	Blair Thomas	1990-93 (4)	51	468	2009	4.3	41	5
15.	Bruce Harper	1977-84 (8)	99	374	1829	4.9	78t	8
16.	Johnny Johnson	1993-94 (2)	31	438	1752	4.0	90	6
17.	**Leon Washington**	**2006- (3)**	**48**	**298**	**1451**	**4.9**	**61t**	**13**
18.	LaMont Jordan	2001-04 (4)	62	262	1277	4.9	61t	10
19.	Roger Vick	1987-89 (3)	44	317	1231	3.9	39t	9
20.	Mark Smolinski	1963-68 (6)	81	305	960	3.1	56	8
21.	Richard Todd	1976-83 (8)	102	231	821	3.6	31t	14
22.	Dick Christy	1961-63 (3)	39	221	803	3.6	47	6
23.	Tom Newton	1977-82 (6)	87	188	772	4.1	51t	9
24.	Al Dorow	1960-61 (2)	28	144	770	5.3	40	11
25.	Richie Anderson	1993-02 (10)	134	191	722	3.8	55	2
26.	Steve Davis	1975-76 (2)	26	164	708	4.3	26	4
27.	Cedric Houston	2005-06 (2)	20	194	676	3.5	31	7
28.	Dwayne Crutchfield	1982-83 (2)	17	159	649	4.1	17	4
29.	Mike Augustyniak	1981-83 (3)	27	153	567	3.7	16	7
30.	Carl Garrett	1975 (1)	13	122	566	4.6	40	5
31.	George Nock	1969-71 (3)	30	186	534	2.9	19	8
32.	Dewey Bohling	1960-61 (2)	19	136	450	3.3	49	2
33.	Cliff McClain	1970-73 (4)	46	79	445	5.6	63t	2
34.	Tony Paige	1984-86 (3)	48	137	397	2.9	30	17
35.	Chad Pennington	2000-07 (8)	70	147	396	2.7	16	6
36.	Ken O'Brien	1984-92 (9)	124	170	377	2.2	22	0
37.	Kevan Barlow	2006 (1)	12	131	370	2.8	12	6
38.	Mike Adamle	1973-74 (2)	26	95	357	3.8	36	2
39.	Leon Johnson	1997-00 (4)	32	90	345	3.8	40	4
40.	Billy Joe	1967-69 (3)	22	79	340	4.3	32t	5
41.	Marion Barber	1982-88 (7)	85	74	317	4.3	18	3
42.	Ed Marinaro	1976 (1)	6	77	312	4.1	17	2
43.	Lee White	1968-70 (3)	29	98	303	3.1	16	0
44.	Dennis Bligen	1984-87 (4)	20	73	300	4.1	28t	3
45.	Ray Lucas	1997-00 (4)	35	58	264	4.6	21	1
46.	Mel West	1961-62 (2)	12	55	248	4.5	35	3
47.	Jerald Sowell	1997-05 (9)	137	61	244	4.0	33	1
48.	Bernie Parmalee	1999-00 (2)	30	54	220	4.1	18t	2
49.	Al Woodall	1969-74 (5)	31	60	214	3.6	27	0
50.	Vinny Testaverde	1998-05 (7)	65	95	205	2.2	25	3

For a complete list, log on to newyorkjets.com

1,000-Yard Rushing Seasons

	Player	Year	Att	Yds	Avg	Lg	TD
1.	Curtis Martin	2004	371	1,697	4.6	25t	12
2.	Curtis Martin	2001	333	1,513	4.5	47	10
3.	Curtis Martin	1999	367	1,464	4.0	50	5
4.	Freeman McNeil	1985	294	1,331	4.5	69	3
5.	**Thomas Jones**	**2008**	**290**	**1,312**	**4.5**	**59t**	**13**
6.	Curtis Martin	2003	323	1,308	4.0	56	2
7.	Curtis Martin	1998	369	1,287	3.5	60	8
8.	Adrian Murrell	1996	301	1,249	4.1	78	6
9.	Curtis Martin	2000	316	1,204	3.8	55	9
10.	**Thomas Jones**	**2007**	**310**	**1,119**	**3.6**	**36**	**1**
11.	Curtis Martin	2002	261	1,094	4.2	35	7
12.	Adrian Murrell	1997	300	1,088	3.6	43t	7
13.	Freeman McNeil	1984	229	1,070	4.7	53	5
14.	John Riggins	1975	238	1,005	4.2	42	8

Curtis Martin

TOP 10 CAREER

Attempts

	Player	Att
1.	Curtis Martin	2,560
2.	Freeman McNeil	1,798
3.	Emerson Boozer	1,291
4.	Matt Snell	1,057
5.	Johnny Hector	1,051
6.	Bill Mathis	1,044
7.	John Riggins	928
8.	Adrian Murrell	860
9.	Brad Baxter	779
10.	Scott Dierking	731

Average (min. 400 attempts)

	Player	Avg
1.	Freeman McNeil	4.5
2.	Clark Gaines	4.4
3.	Blair Thomas	4.3
4.	John Riggins	4.2
5t.	Thomas Jones	4.1
5t.	Johnny Hector	4.1
5t.	Matt Snell	4.1
8t.	Scott Dierking	4.0
8t.	Johnny Johnson	4.0
8t.	Curtis Martin	4.0
8t.	Adrian Murrell	4.0

Touchdowns

	Player	TD
1.	Curtis Martin	58
2.	Emerson Boozer	52
3.	Johnny Hector	41
4.	Freeman McNeil	38
5.	Bill Mathis	37
6.	Brad Baxter	35
7t.	Kevin Long	25
7t.	John Riggins	25
9.	Matt Snell	24
10.	Scott Dierking	18

TOP 5 SEASON

Attempts

	Player	Att	Year
1.	Curtis Martin	371	2004
2.	Curtis Martin	369	1998
3.	Curtis Martin	367	1999
4.	Curtis Martin	333	2001
5.	Curtis Martin	323	2003

Yardage

	Player	Yds	Year
1.	Curtis Martin	1,697	2004
2.	Curtis Martin	1,513	2001
3.	Curtis Martin	1,464	1999
4.	Freeman McNeil	1,331	1985
5.	**Thomas Jones**	**1,312**	**2008**

Touchdowns

	Player	TD	Year
1.	**Thomas Jones**	**13**	**2008**
2.	Curtis Martin	12	2004
3t.	Emerson Boozer	11	1972
3t.	Johnny Hector	11	1987
3t.	Brad Baxter	11	1991

Average (min. 50 attempts)

	Player	Avg	Year
1.	Bruce Harper	6.94	1983
2.	**Leon Washington**	**5.89**	**2008**
3.	Freeman McNeil	5.88	1991
4.	Al Dorow	5.87	1961
5.	Johnny Hector	5.56	1991

TOP SINGLE GAME RUSHING PERFORMANCES

Yardage

	Player	Yds	Date	Opp	Att	Avg	Lg	TD
1.	Curtis Martin	203	12/3/00	IND	30	6.8	55	1
2.	Freeman McNeil*	202	1/9/83	at CIN	21	9.6	35	1
3.	Adrian Murrell	199	10/27/96	at ARI	31	6.4	78	1
4.	Curtis Martin	196	9/12/04	CIN	29	6.8	24t	1
5.	Freeman McNeil	192	9/15/85	BUF	18	10.7	69	2

*Playoff Game

Attempts

	Player	Att	Opp	Date	Yds
1t.	Johnny Hector	40	at NE	10/12/86	(143 yards)
1t.	Adrian Murrell	40	at CIN	9/28/97	(156 yards)
3.	Curtis Martin	38	ARI	11/7/99	(131 yards)
4.	Curtis Martin	36	MIA	10/4/98	(108 yards)

Touchdowns

	Player	TD	Opp	Date
1t.	Emerson Boozer	3	at DEN	9/24/67
1t.	Emerson Boozer	3	at NE	10/15/72
1t.	Emerson Boozer	3	NE	10/29/72
1t.	Billy Joe	3	BOS	10/27/68
1t.	Kevin Long	3	BUF	10/8/78
1t.	Kevin Long	3	DET	9/16/79
1t.	Johnny Hector	3	at NE	10/12/86
1t.	Curtis Martin	3	at NE	10/15/00
1t.	Curtis Martin	3	KC	11/11/01
1t.	**Thomas Jones**	**3**	**STL**	**11/9/08**

Average (min. 10 attempts)

	Player	Avg	Att-Yds	Opp	Date
1.	Freeman McNeil	10.7	18-192	BUF	9/15/85
2.	Dick Christy	10.6	10-106	OAK	9/9/62
3.	Johnny Johnson	10.5	12-126	CHI	9/25/94
4.	Matt Snell	10.3	12-124	at BUF	9/29/68
5.	Johnny Hector	10.2	13-132	at MIA	12/22/91

Longest Running Plays

	Player	Yds	Opp	Date
1.	Johnny Johnson	90	CHI	9/25/94
2.	Bill Mathis	79	HOU	11/21/65
3t.	Bruce Harper	78t	ATL	10/23/83
3t.	Adrian Murrell	78	at ARI	10/27/96
5.	Freeman McNeil	69	BUF	9/15/85
6.	Johnny Hector	64	at CLE	10/14/84
7.	Clifford McClain	63t	CIN	12/19/71
8t.	LaMont Jordan	61t	at SD	11/3/02
8t.	**Leon Washington**	**61t**	**at TEN**	**11/23/08**
10t.	Matt Snell	60	at BUF	9/29/68
10t.	Rich Caster	60	WAS	12/5/76
10t.	Curtis Martin	60t	CAR	11/29/98
10t.	**Leon Washington**	**60t**	**KC**	**10/26/08**

100-Yard Rushing Games with the Jets

	Player	Games	Seasons
1.	Curtis Martin	43	1998-05
2.	Freeman McNeil	26	1981-92
3.	Matt Snell	11	1964-72
4.	John Riggins	10	1971-75
5t.	Adrian Murrell	9	1993-97
5t.	**Thomas Jones**	**9**	**2007-**

Most Consecutive 100-Yard Games

	Player	Games	Year
1t.	Curtis Martin	4	1999
1t.	Curtis Martin	4	1998
1t.	Freeman McNeil	4	1985

Top Rookie Rushing Seasons

	Player	Year	Att	Yds	Avg	Lg	TD
1.	Matt Snell	1964	215	948	4.4	42	5
2.	John Riggins	1971	180	769	4.3	25	1
3.	Clark Gaines	1976	157	724	4.6	33	3
4.	**Leon Washington**	**2006**	**151**	**650**	**4.3**	**23**	**4**
5.	Blair Thomas	1990	123	620	5.0	41	1

Freeman McNeil

Adrian Murrell

RECEIVING RECORDS

ALL-TIME RECEPTIONS

	Player	Seasons	G	Rec	Yds	Avg	Lg	TD
1.	Don Maynard	1960-72(13)	172	627	11732	18.7	87t	88
2.	Wayne Chrebet	1995-05(11)	152	580	7365	12.7	70	41
3.	Al Toon	1985-92(8)	107	517	6605	12.8	78t	31
4.	Laveranues Coles	2000-02, 05-08(7)	105	459	5941	12.9	63	37
5t.	Wesley Walker	1977-89(13)	154	438	8306	19.0	96t	71
5t.	Mickey Shuler	1978-89(12)	160	438	4819	11.0	51	37
7.	Curtis Martin	1998-05(8)	123	367	2439	6.6	34	5
8.	Jerome Barkum	1972-83(12)	158	326	4789	14.7	63	40
9.	George Sauer	1965-70(6)	84	309	4965	16.1	77	28
10.	Rob Moore	1990-94(5)	76	306	4258	13.9	69t	22
11t.	Keyshawn Johnson	1996-99(4)	62	305	4108	13.5	65	31
11t.	Richie Anderson	1993-02(10)	134	305	2449	8.0	48	10
13.	Freeman McNeil	1981-92(12)	144	295	2961	10.0	59	12
14.	**Jerricho Cotchery**	**2004-(5)**	**75**	**260**	**3260**	**12.5**	**71t**	**13**
15.	Rich Caster	1970-77(8)	107	245	4434	18.1	91	36
16.	Bruce Harper	1977-84(8)	99	220	2409	11.0	72t	12
17.	Art Powell	1960-62(3)	42	204	3178	15.6	80	27
18.	Matt Snell	1964-72(9)	87	193	1375	7.1	54	7
19.	Bake Turner	1963-69(7)	90	191	3002	15.7	71	22
20.	Johnny Hector	1983-92(10)	126	188	1661	8.8	36	3
21.	Pete Lammons	1966-71(6)	83	184	2345	12.7	61	14
22.	Clark Gaines	1976-80(5)	65	164	1421	8.7	31	6
23.	Johnny Mitchell	1992-95(4)	53	158	2086	13.2	65t	16
24.	Derrick Gaffney	1978-87(8)	100	156	2613	16.8	50	7
25.	Chris Burkett	1989-93(5)	76	155	2064	13.3	77	10
26.	Santana Moss	2001-04(4)	51	151	2416	16.0	69t	19
27.	Bill Mathis	1960-69(10)	137	149	1775	11.9	70	9
28.	Jerald Sowell	1997-05(9)	137	147	1188	8.1	62	5
29.	Chris Baker	2002-08(7)	98	145	1505	10.4	47	12
30.	Emerson Boozer	1966-75(10)	118	139	1488	10.7	49t	12
31.	Lam Jones	1980-84(5)	61	138	2322	16.8	55	13
32.	Anthony Becht	2000-04(5)	78	133	1164	8.8	30	17
33.	John Riggins	1971-75(5)	61	129	1162	9.0	67t	6
34.	Adrian Murrell	1993-97(5)	73	127	740	5.8	43	3
35.	Scott Dierking	1977-83(7)	102	123	1023	8.3	27	4
36.	Justin McCareins	2004-07(4)	64	141	2062	14.6	51	7
37.	Dedric Ward	1997-00(4)	59	119	1815	15.3	71t	11
38.	Eddie Bell	1970-75(6)	81	118	1774	15.0	83t	12
39.	Johnny Johnson	1993-94(2)	31	109	944	8.7	48	3
40.	**Leon Washington**	**2006-(3)**	**48**	**108**	**838**	**7.8**	**64**	**2**
41.	Dick Christy	1961-63(3)	39	99	1132	11.4	68	4
42t.	Terance Mathis	1990-93(4)	64	93	1242	13.4	55t	4
42t.	Kyle Brady	1995-98(4)	63	93	949	10.2	35	10
44.	Jeff Graham	1996-97(2)	27	92	1330	14.5	78t	8
45.	Mark Smolinski	1963-68(6)	81	81	613	7.6	49	5
46.	Brad Baxter	1989-95(7)	94	80	587	7.3	34	0
47.	Kurt Sohn	1981-88(7)	87	79	1018	12.9	39t	10
48.	Mark Boyer	1990-92(3)	43	75	636	8.5	25	1
49.	Kevin Long	1977-81(5)	73	74	539	7.3	27	3
50t.	David Knight	1973-77(5)	58	73	1189	16.3	49	7
50t.	Fred Baxter	1993-00(8)	102	73	809	11.1	37	10

For a complete list, log on to newyorkjets.com

Career 100-Yard Games

	Player	Total
1.	Don Maynard	50
2.	Wesley Walker	22
3.	Al Toon	19
4.	George Sauer	16
5.	Laveranues Coles	13
6t.	Art Powell	12
6t.	Rich Caster	12

Consecutive 100-Yard Games

	Player	Total	Year
1.	Don Maynard	4	1968
2t.	Don Maynard	3	1967
2t.	Al Toon	3	1987
2t.	Al Toon	3	1988

Consecutive Games, Reception

	Player	Total	Seasons
1.	A. Toon	101	1985-92
2.	M. Shuler	79	1983-89
3.	C. Martin	64	1999-02

Wayne Chrebet

TOP 10 CAREER

Yardage

	Player	Yds
1.	Don Maynard	11,732
2.	Wesley Walker	8,306
3.	Wayne Chrebet	7,365
4.	Al Toon	6,605
5.	Laveranues Coles	5,941
6.	George Sauer	4,965
7.	Mickey Shuler	4,819
8.	Jerome Barkum	4,789
9.	Rich Caster	4,434
10.	Rob Moore	4,258

Average (min 100 rec)

	Player	Avg
1.	Wesley Walker	19.0
2.	Don Maynard	18.7
3.	Rich Caster	18.1
4t.	Lam Jones	16.8
4t.	Derrick Gaffney	16.8
6.	George Sauer	16.1
7.	Santana Moss	16.0
8.	Bake Turner	15.7
9.	Art Powell	15.6
10.	Dedric Ward	15.3

Touchdowns

	Player	TD
1.	Don Maynard	88
2.	Wesley Walker	71
3.	Wayne Chrebet	41
4.	Jerome Barkum	40
5t.	Mickey Shuler	37
5t.	Laveranues Coles	37
7.	Rich Caster	36
8t.	Al Toon	31
8t.	Keyshawn Johnson	31
10.	George Sauer	28

TOP 5 SEASON

Yardage

	Player	Yds	Year
1.	Don Maynard	1,434	1967
2.	Don Maynard	1,297	1968
3.	Don Maynard	1,265	1960
4.	Laveranues Coles	1,264	2002
5.	Don Maynard	1,218	1965

Average (min 40 catches)

	Player	Avg	Year
1.	Wesley Walker	24.4	1978
2.	Don Maynard	22.8	1968
3.	Don Maynard	20.2	1967
4.	Don Maynard	20.0	1969
5.	Santana Moss	18.6	2004

Touchdowns

	Player	TD	Year
1.	Don Maynard	14	1965
2.	Wesley Walker	12	1985
3t.	Santana Moss	10	2003
3t.	Keyshawn Johnson	10	1998
3t.	Richard Caster	10	1972
3t.	Don Maynard	10	1968
3t.	Don Maynard	10	1967

TOP SINGLE SEASON RECEIVING PERFORMANCES

Receptions

	Player	Rec	Year	Yds	Avg	TD
1.	Al Toon	93	1988	1,067	11.5	5
2.	Laveranues Coles	91	2006	1,098	12.1	6
3t.	Laveranues Coles	89	2002	1,264	14.2	5
3t.	Keyshawn Johnson	89	1999	1,170	13.1	8
5.	Richie Anderson	88	1998	853	9.7	2
6.	Al Toon	85	1986	1,176	13.8	8
7.	Wayne Chrebet	84	1996	909	10.8	3
8.	Keyshawn Johnson	83	1998	1,131	13.6	10
9t.	**Jerricho Cotchery**	**82**	**2007**	**1,130**	**13.8**	**2**
9t.	**Jerricho Cotchery**	**82**	**2006**	**961**	**11.7**	**6**

1,000 Yards Receiving

	Player	Yds	Year	Rec	Avg	TD
1.	Don Maynard	1,434	1967	71	20.2	10
2.	Don Maynard	1,297	1968	57	22.8	10
3.	Don Maynard	1,265	1960	72	17.6	6
4.	Laveranues Coles	1,264	2002	89	14.2	5
5.	Don Maynard	1,218	1965	68	17.9	14
6.	George Sauer	1,189	1967	75	15.9	6
7.	Al Toon	1,176	1986	85	13.8	8
8.	Keyshawn Johnson	1,170	1999	89	13.1	8
9.	Wesley Walker	1,169	1978	48	24.4	8
10.	Art Powell	1,167	1960	69	16.9	14
11.	George Sauer	1,141	1968	66	17.3	3
12.	Keyshawn Johnson	1,131	1998	83	13.6	10
13t.	**Jerricho Cotchery**	**1,130**	**2007**	**82**	**13.8**	**2**
13t.	Art Powell	1,130	1962	64	17.7	8
15.	Santana Moss	1,105	2003	74	14.9	10
16.	Laveranues Coles	1,098	2006	91	12.1	6
17.	Wayne Chrebet	1,083	1998	75	14.4	8
18.	George Sauer	1,079	1966	63	17.1	5
19.	Al Toon	1,067	1988	93	11.5	5
20.	Don Maynard	1,041	1962	56	18.6	8
21.	Wesley Walker	1,016	1986	49	20.7	12
22.	Rob Moore	1,010	1994	78	12.9	6
23.	Bake Turner	1,009	1963	71	14.2	6

Most Games, 100 Or More Yards Receiving, Season

	Player	Games	Season
1.	Don Maynard	9	1967
2.	Don Maynard	7	1968
3.	Wayne Chrebet	6	1998

Rookie Receptions, Season

	Player	Rec	Year
1.	Wayne Chrebet	66	1995
2.	Keyshawn Johnson	63	1996
3.	Matt Snell	56	1964
4.	**Dustin Keller**	**48**	**2008**
5.	Al Toon	46	1985

Rookie Yardage, Season

	Player	Yds	Year
1.	Keyshawn Johnson	844	1996
2.	Wesley Walker	740	1977
3.	Wayne Chrebet	726	1995
4.	Rob Moore	692	1990
5.	Derrick Gaffney	691	1978

Rookie Touchdowns, Season

	Player	TD	Year
1.	Keyshawn Johnson	8	1996
2.	Rob Moore	6	1990
3t.	Wayne Chrebet	4	1995
3t.	Pete Lammons	4	1966

TOP SINGLE GAME RECEIVING PERFORMANCES

Receptions

	Player	Rec	Yds	Opp	Date
1.	Clark Gaines	17	160	SF	9/21/80
2.	Al Toon	14	181	MIA	11/27/88
3.	Al Toon	13	106	at IND	11/6/88
4t.	Art Powell	12	160	at DEN	10/22/61
4t.	Don Maynard	12	159	OAK	12/17/67
4t.	Ed Bell	12	151	BAL	10/18/70
4t.	Clark Gaines	12	91	at BUF	9/14/80
4t.	Laveranues Coles	12	144	at MIN	12/17/06
4t.	Laveranues Coles	12	100	PHI	12/12/04
4t.	Wayne Chrebet	12	162	at JAC	10/13/96

Yardage

	Player	Yds	No	Opp	Date
1.	Don Maynard	228	10	at OAK	11/17/68
2.	Don Maynard	212	7	HOU	10/20/69
3.	Bake Turner	210	8	at HOU	11/10/63
4.	Rich Caster	204	6	at BAL	9/24/72
5.	Don Maynard	203	8	at KC	9/15/68

Highest Average Per Reception, Game (Min 4 Receptions)

	Player	Avg (Rec-Yds-TD)	Opp	Date
1.	Wesley Walker	44.5 (4-178-1)	OAK	10/23/77
2.	Don Maynard	35.3 (4-141-0)	at DEN	9/24/67
3.	Art Powell	35.0 (5-175-1)	at OAK	9/9/62
4.	Rich Caster	34.5 (4-138-1)	BUF	10/4/70
5.	Rich Caster	34.0 (6-204-3)	at BAL	9/24/72

Touchdowns

	Player	TD	Opp	Date
1.	Wesley Walker	4	MIA	9/21/86
2.	15 times	3		
	Art Powell		at DEN	12/4/60
	Don Maynard		DEN	10/26/63
	Don Maynard		SD	12/24/67
	Don Maynard		MIA	12/1/68
	Rich Caster		at BAL	9/24/72
	Wesley Walker		at DET	12/6/82
	Wesley Walker		at BUF	9/23/84
	Wesley Walker		IND	11/16/86
	Wesley Walker		HOU	9/18/88
	Mickey Shuler		TB	11/17/85
	Al Toon		NO	10/26/86
	Johnny Mitchell		PHI	10/3/93
	Jeff Graham		at IND	11/17/96
	Santana Moss		NYG	11/2/03
	Laveranues Coles		ARI	9/28/08

Longest Passing Plays

	Player	Yds	Opp	Date
1.	Wesley Walker from Ken O'Brien	96t	at BUF	12/8/85
2.	Rich Caster from Joe Namath	91	BAL	10/26/75
3.	Rich Caster from Joe Namath	89t	at MIA	10/7/74
4.	Wesley Walker from Ken O'Brien	88t	NE	11/24/85
5t.	Don Maynard from Joe Namath	87t	at SD	11/24/68
5t.	Wesley Walker from Richard Todd	87t	OAK	10/23/77

INTERCEPTION RECORDS

ALL-TIME

	Player	Seasons	G	Int	Yds	Avg	Lg	TD
1.	Bill Baird	1963-69 (7)	98	34	357	10.5	54	2
2.	Dainard Paulson	1961-66 (6)	84	29	343	11.8	47	1
3t.	Aaron Glenn	1994-01 (8)	121	24	294	12.3	100t	3
3t.	Larry Grantham	1960-72 (13)	175	24	308	12.8	41t	1
3t.	Victor Green	1993-01 (9)	139	24	529	22.0	87	2
3t.	James Hasty	1988-94 (7)	111	24	251	10.5	40	1
7.	Erik McMillan	1988-92 (5)	76	22	608	27.6	92t	5
8t.	Al Atkinson	1965-74 (10)	120	21	224	10.7	36	0
8t.	Bobby Jackson	1978-85 (8)	95	21	196	9.3	77t	2
8t.	Burgess Owens	1973-79 (7)	97	21	313	14.9	49	2
8t.	Darrol Ray	1980-84 (5)	72	21	581	27.7	71t	3
12.	Ralph Baker	1964-74 (11)	142	19	218	11.5	67t	2
13.	Brian Washington	1990-94 (5)	77	18	206	11.4	62t	2
14t.	Johnny Lynn	1979-86 (7)	97	17	271	15.9	67	1
14t.	Johnny Sample	1966-68 (3)	41	17	173	10.2	41t	2
16.	Ken Schroy	1977-84 (8)	113	16	206	12.9	82t	1
17t.	Greg Buttle	1976-84 (9)	110	15	215	14.3	44t	1
17t.	Lance Mehl	1980-87 (8)	97	15	145	9.7	38	1
17t.	Lee Riley	1961-62 (2)	26	15	181	12.1	41	0
20t.	Marcus Coleman	1996-01 (6)	91	14	259	18.5	98t	1
20t.	Jerry Holmes	1980-87 (6)	76	14	158	11.3	43t	1
20t.	Jim Hudson	1965-70 (6)	54	14	195	13.9	45	0
20t.	Mo Lewis	1991-03 (13)	200	14	241	17.2	67t	4
20t.	Otis Smith	1995-99 (5)	46	14	293	20.9	51t	4
25.	W.K. Hicks	1970-72 (3)	41	13	188	14.5	43	0
26t.	Kyle Clifton	1984-96 (13)	204	12	74	6.2	39	0
26t.	**Kerry Rhodes**	**2005-(4)**	**64**	**12**	**172**	**14.3**	**50**	**0**
26t.	Steve Tannen	1970-74 (5)	61	12	204	17.0	32	0
26t.	David Barrett	2004-08 (5)	69	12	67	5.6	25t	1
30.	Ray Mickens	1996-03 (8)	126	11	30	2.7	16	0
31t.	Randy Beverly	1967-69 (3)	40	10	218	21.8	68t	1
31t.	Mike Brim	1991-92 (2)	32	10	191	19.1	77t	1
31t.	Ty Law	2005, 08 (2)	23	10	195	19.5	74t	1
31t.	Rich Sowells	1971-77 (7)	78	10	115	11.5	30t	1
35.	Cornell Gordon	1965-69 (5)	54	9	44	4.9	20	0
36t.	**Darrelle Revis**	**2007- (2)**	**32**	**8**	**58**	**7.3**	**32t**	**1**
36t.	John Ebersole	1970-77 (8)	108	8	69	8.6	41	0
36t.	Delles Howell	1973-75 (3)	34	8	118	14.8	41	0
39t.	Donnie Abraham	2002-04 (3)	40	7	127	18.1	66t	1
39t.	Erik Coleman	2004-07 (4)	64	7	50	7.1	37	0
39t.	John Dockery	1968-71 (4)	45	7	111	15.9	35	0
39t.	Rich Miano	1985-89 (5)	60	7	33	4.7	21	0
39t.	Shafer Suggs	1976-80 (5)	56	7	114	16.3	32t	1
39t.	Marcus Turner	1992-95 (4)	54	7	170	24.3	90t	1
39t.	Willie West	1964-65 (2)	17	7	57	8.1	28	0
46t.	Johnny Bookman	1961 (1)	8	6	33	5.5	17	0
46t.	Dick Felt	1960-61 (2)	28	6	95	15.8	55	1
46t.	Harry Hamilton	1984-87 (4)	46	6	68	11.3	*29	0
46t.	Gus Hollomon	1970-72 (3)	39	6	38	6.3	25	0
46t.	Fred Julian	1960 (1)	14	6	27	4.5	0	0
46t.	Jonathan Vilma	2004-07 (4)	55	6	60	10.0	38t	1

For a complete list, log on to newyorkjets.com

Most Interceptions, Season

	Player	Year	Int	Yds	Avg	Lg	TD
1.	Dainard Paulson	1964	12	157	13.1	54	1
2.	Leon Riley	1962	11	122	11.1	30	0
3.	Ty Law	2005	10	195	19.5	74	1
4t.	Erik McMillan	1988	8	168	21.0	55	2
4t.	Ken Schroy	1980	8	91	11.4	82	1
4t.	W.K. Hicks	1970	8	99	12.4	35	0
4t.	Bill Baird	1964	8	130	16.3	54	1

Most Interception Return Yards, Season

	Player	Yds	Year
1.	Darrol Ray	227 (7 ret.)	1981
2.	Ty Law	195 (10 ret.)	2005
3.	Erik McMillan	180 (6 ret.)	1989
4.	Erik McMillan	168 (8 ret.)	1988
5.	Marcus Coleman	165 (6 ret.)	1999

Most Interceptions, Game

	Player	Int-Yds	Opp	Date
1.	seven times	3 interceptions		
	Dainard Paulson	3-90	OAK	9/28/63
	Bill Baird	3-27	BOS	10/31/64
	Rich Sowells	3-55	at BAL	9/23/73
	Erik McMillan	3-57	at MIA	10/23/88
	Marcus Turner	3-116	at MIN	11/20/94
	Marcus Coleman	3-7	MIA	10/23/00
	Ty Law	3-56	BUF	1/1/06

Most Interception Return Yards, Game

	Player	Yds	Opp	Date
1.	Marcus Turner	116 (3 INT)	at MIN	11/20/94
2.	Aaron Glenn	100 (1 INT)	at MIA	9/15/96
3.	Marcus Coleman	98 (1 INT)	at MIA	12/27/99
4t.	Erik McMillan	92 (1 INT)	IND	10/1/89
4t.	**Abram Elam**	**92 (1 INT)**	**at BUF**	**11/2/08**

Longest Interception Return

	Player	Yds	Opp	Date
1.	Aaron Glenn	100t	at MIA	9/15/96
2.	Marcus Coleman	98t	at MIA	12/27/99
3t.	Erik McMillan	92t	IND	10/1/89
3t.	**Abram Elam**	**92t**	**at BUF**	**11/2/08**
5.	Marcus Turner	90t	at MIN	11/20/94

TOP 5 CAREER

Return Yards

	Player	Yds
1.	Erik McMillan	608
2.	Darrol Ray	581
3.	Victor Green	529
4.	Bill Baird	357
5.	Dainard Paulson	343

Return Avg. (MIN 10 INT)

	Player	Avg
1.	Darrol Ray	27.7 (21 int)
2.	Erik McMillan	27.6 (22 int)
3.	Victor Green	22.0 (24 int)
4.	Randy Beverly	21.8 (10 int)
5.	Otis Smith	20.9 (14 int)

Interception Return For TD

	Player	TD
1.	Erik McMillan	5
2t.	Otis Smith	4
2t.	Mo Lewis	4
4t.	Darrol Ray	3
4t.	Aaron Glenn	3



Erik McMillan

SACK RECORDS

TOP 10 CAREER

	Player	Sacks	Seasons
1.	Mark Gastineau	107.5	1979-88
2.	Joe Klecko	77.5	1977-87
3.	Gerry Philbin	64.5	1964-72
4t.	**Shaun Ellis**	**61.5**	**2000-**
4t.	John Abraham	53.5	2000-05
6.	Mo Lewis	52.5	1991-2002
7.	Verlon Biggs	49	1965-70
8.	John Elliott	47	1967-73
9.	Marty Lyons	43	1979-89
10.	Marvin Washington	37.5	1989-96

TOP 10 SEASON

	Player	Sacks	Year
1.	Mark Gastineau	22	1984
2.	Joe Klecko	20.5	1981
3.	Mark Gastineau	20	1981
4t.	Gerry Philbin	19	1968
4t.	Mark Gastineau	19	1983
6.	John Elliott	15	1970
7.	John Elliott	14.5	1969
8.	Mark Gastineau	13.5	1985
9t.	John Abraham	13	2001
9t.	Dennis Byrd	13	1990

TOP SINGLE GAMES

	Player	Sacks	Opp	Date
1t.	John Abraham	4	at NO	11/4/01
1t.	Mark Gastineau	4	at IND	9/2/84
1t.	Mark Gastineau	4	BAL	11/6/83
1t.	Mark Gastineau	4	at HOU	9/27/81
1t.	Mark Lomas	4	at BUF	10/4/70

MOST CONSECUTIVE GAMES WITH A FULL SACK

	Player	Games	Year(s)
1.	Joe Klecko	10 games*	1977-78
2.	**Shaun Ellis**	**7 games**	**2003**
3.	Mark Gastineau	6 games	1983
4.	Mark Gastineau	5 games	1984
5.	John Abraham	4 games	2002

*Note: last six games in 1977, first four games in 1978

SACKS BY A ROOKIE

	Player	Sacks	Year
1.	Hugh Douglas	10	1995
2.	**Shaun Ellis**	**8.5**	**2000**
3.	Joe Klecko	8	1977
4t.	Mark Lomas	7	1970
4t.	Dennis Byrd	7	1989

Shaun Ellis

FUMBLE RECORDS

DEFENSE

Most Opponents' Fumbles Recovered, Career

	Player	FR	Seasons
1.	James Hasty	18	1988-1994
2.	Kyle Clifton	15	1984-1996
3t.	Victor Green	13	1993-2001
3t.	Mo Lewis	13	1991-2003

Most Opponents' Fumbles Recovered, Season

	Player	FR	Season
1.	11 times	4	
	Last Time: Calvin Pace	4	2008

Most Opponents' Fumbles Recovered, Game

	Player	FR	Opp	Date
1.	Four times	2		
	Last time: Bobby Houston	2	JAC	9/17/95

Most Fumble Returns For Touchdown, Career

	Player	TD Returns	Seasons
1t.	Greg Buttle	2	1976-84
1t.	Mark Gastineau	2	1979-88
1t.	Erik McMillan	2	1988-92

Most Fumble Returns For Touchdown, Season

	Player	TD Returns	Season
1.	Erik McMillan	2	1989

OFFENSE

Most Fumbles, Career

	Player	Fumbles	Season
1.	Ken O'Brien	68	1984-92
2.	Freeman McNeil	45	1981-92
3.	Richard Todd	41	1976-83

Most Fumbles, Season

	Player	Fumbles	Season
1.	Ken O'Brien	14	1985
2.	Boomer Esiason	13	1993
3t.	Boomer Esiason	12	1995
3t.	Browning Nagle	12	1992
3t.	Vinny Testaverde	12	2001

Most Fumbles, Game

	Player	Fumbles	Opp	Date
1.	Chad Pennington	6	at KC	9/11/05

Most Own Fumbles Recovered, Career

	Player	Fumbles	Seasons
1.	Ken O'Brien	26	1984-92
2.	Chad Pennington	15	2000-07
3.	Emerson Boozer	14	1966-75

Most Own Fumbles Recovered, Season

	Player	Fumbles	Seasons
1.	Chad Pennington	6	2003
2.	Five Times	5	
	Last Time: Vinny Testaverde		2001

Most Own Fumbles Recovered, Game

	Player	Fumbles	Opp	Date
1.	Twice -Last time			
	Chad Pennington	3	at KC	9/11/05

FUMBLE RETURNS FOR TOUCHDOWN

	Date	Fumble Return	Yardage	Opp	Fumble by	Fumble Caused
1.	11/24/60	Roger Donnahoo	57	DAL	Johnny Robinson	NA
2.	11/30/62	Larry Grantham	ez	BOS	Tom Yewcic	NA
3.	12/2/73	Phil Wise	80	BAL	Raymond Chester	Burgess Owens
4.	10/20/74	Burgess Owens	ez	BAL	David Lee (punt blocked) Owens recovers and fumbles	Steve Tannen (block)
5.	11/21/76	Greg Buttle	23	NE	Andy Johnson	Lawrence Pillars
6.	9/7/80	Darrol Ray	75	BAL	Joe Washington	Ron Crosby
7.	10/3/83	Mark Gastineau	ez	BUF	Joe Cribbs	Bob Crable
8.	9/2/84	Greg Buttle	4	IND	Mike Pagel	Mark Gastineau
9.	10/21/84	Mark Gastineau	ez	KC	Bill Kenney	Tom Baldwin
10.	9/22/85	Tom Baldwin	9	GB	Guy Prather (fake punt)	None
11.	12/7/87	Bobby Humphery	46	MIA	Troy Stradford	Alex Gordon
12.	10/15/89	Erik McMillan	74	NO	Craig Heyward	Kerry Glenn
13.	10/29/89	Erik McMillan	45	SF	Roger Craig	Kerry Glenn
14.	10/28/90	Darrell Davis	ez	HOU	Warren Moon	Darrell Davis
15.	9/3/95	Matt Brock	3	MIA	Bernie Parmalee	Marvin Washington
16.	12/22/96	Hugh Douglas	62	MIA	Stanley Pritchett	Matt Brock
17.	10/25/98	Jerome Henderson	53	ATL	Steve DeBerg	Victor Green
18.	12/13/98	Chad Cascadden	23	MIA	Dan Marino	Ernie Logan
19.	11/21/99	Eric Ogbogu	ez	BUF	Doug Flutie	Ray Mickens
20.	10/7/01	Mo Lewis	15	BUF	Larry Centers	James Farrior
21.	10/7/01	John Abraham	7	BUF	Rob Johnson	Mo Lewis
22.	9/12/04	Donnie Abraham	41	CIN	Rudi Johnson	Sam Cowart
23.	9/25/05	James Reed	33	JAX	Byron Leftwich	John Abraham
24.	9/24/06	Victor Hobson	32	BUF	J.P. Losman	Kerry Rhodes
25.	10/7/07	Kerry Rhodes	11	NYG	Brandon Jacobs	Kerry Rhodes
26.	11/9/08	Calvin Pace	50	STL	Marc Bulger	Abram Elam
27.	12/14/08	Shaun Ellis	11	BUF	J.P. Losman	Abram Elam

Five times, a Jets player has recovered a fumble on offense and scored a touchdown:

	Date	Fumble Recovered	Return Yds	Opp	Fumbled by
1.	12/17/67	Joe Namath	1	OAK	Matt Snell
2.	10/8/72	Randy Rasmussen	ez	MIA	Cliff McClain
3.	9/22/74	Clarence "Jazz" Jackson	24	CHI	John Riggins
4.	10/26/75	Willie Brister	ez	BAL	John Riggins
5.	10/18/81	Bobby Jones	61	BUF	Mike Augustyniak

INTERCEPTION RETURNS FOR TOUCHDOWN

	Date	Int Return	Yds	Opp	Quarterback
1.	12/04/60	Nick Mumley	26	DEN	Frank Tripucka
2.	11/23/61	Dick Felt	55	BUF	M.C. Reynolds
3.	12/15/62	Wayne Fontes	83	HOU	George Blanda
4.	10/10/64	Bill Baird	54	OAK	Cotton Davidson
5.	10/31/64	Wahoo McDaniel	38	BOS	Babe Parilli
6.	11/22/64	LaVerne Torczon	40	OAK	Cotton Davidson
7.	11/29/64	Dainard Paulson	32	KC	Len Dawson
8.	10/30/66	Bill Baird	39	BUF	Jack Kemp
9.	11/12/67	Johnny Sample	41	BUF	Jack Kemp
10.	9/22/68	Randy Beverly	68	BOS	Mike Taliaferro
11.	11/3/68	Johnny Sample	36	BUF	Kay Stephenson
12.	9/14/69	Paul Crane	23	BUF	James Harris
13.	9/27/70	Earlie Thomas	36	BOS	Mike Taliaferro
14.	12/19/70	Larry Grantham	41	BAL	Earl Morrall
15.	9/23/73	Rich Sowells	30	BAL	Marty Domres
16.	9/23/73	Ralph Baker	22	BAL	Marty Domres
17.	12/8/74	Ralph Baker	67	BUF	Joe Ferguson
18.	12/15/74	Burgess Owens	29	BAL	Bert Jones
19.	10/2/77	Greg Buttle	44	NE	Steve Grogan
20.	10/8/78	Burgess Owens	40	BUF	Joe Ferguson
21.	9/30/79	Bobby Jackson	58	MIA	Bob Griese
22.	10/15/79	Shafer Suggs	32	MIN	Tommy Kramer
23.	11/23/80	Ken Schroy	82	HOU	Ken Stabler
24.	12/20/80	Darrol Ray	71	MIA	David Woodley
25.	10/11/81	Darrol Ray	43	NE	Matt Cavanaugh
26.	11/1/81	Darrol Ray	64	NYG	Phil Simms
27.	12/26/82	Bobby Jackson	77	MIN	Tommy Kramer
28.	1/9/83	Darrol Ray	98	CIN	Ken Anderson
29.	10/30/83	Jerry Holmes	43	SF	Joe Montana
30.	11/13/83	Johnny Lynn	42	BUF	Joe Ferguson
31.	11/21/83	Lance Mehl	34	NO	Ken Stabler
32.	9/15/85	Kerry Glenn	15	BUF	Vince Ferragamo
33.	12/28/86	Kevin McArthur	21	KC	Todd Blackledge
34.	9/18/88	Mike Zordich	35	HOU	Brent Pease
35.	10/17/88	Erik McMillan	40	BUF	Jim Kelly
36.	10/23/88	Erik McMillan	55	MIA	Dan Marino
37.	10/1/89	Erik McMillan	92	IND	Jack Trudeau
38.	10/15/89	James Hasty	34	NO	Bobby Hebert
39.	9/29/91	Erik McMillan	83	MIA	Dan Marino
40.	12/8/91	Erik McMillan	57	DET	Erik Kramer
41.	9/13/92	Mike Brim	77	PIT	Neil O'Donnell
42.	12/6/92	Brian Washington	23	BUF	Jim Kelly
43.	12/20/92	Bobby Houston	20	MIA	Dan Marino
44.	10/10/93	Brian Washington	62	LRD	Jeff Hostetler
45.	9/11/94	Mo Lewis	67	DEN	John Elway
46.	10/30/94	Mo Lewis	18	IND	Don Majkowski
47.	11/20/94	Marcus Turner	90	MIN	Warren Moon
48.	9/10/95	Otis Smith	49	IND	Craig Erickson
49.	10/15/95	Mo Lewis	15	CAR	Kerry Collins
50.	12/3/95	Gary Jones	49	STL	Mark Rypien
51.	9/15/96	Aaron Glenn	100	MIA	Dan Marino
52.	12/14/96	Aaron Glenn	13	PHI	Ty Detmer
53.	9/14/97	Mo Lewis	43	NE	Drew Bledsoe
54.	11/16/97	Otis Smith	38	CHI	Steve Stenstrom
55.	12/14/97	Otis Smith	45	TB	Trent Dilfer
56.	12/14/97	Otis Smith	51	TB	Trent Dilfer
57.	11/1/98	Dwayne Gordon	31	KC	Elvis Grbac
58.	9/12/99	Bryan Cox	27	NE	Drew Bledsoe
59.	12/12/99	Omar Stoutmire	67	MIA	Dan Marino
60.	12/27/99	Marcus Coleman	98	MIA	Dan Marino
61.	10/15/00	Victor Green	21	NE	Drew Bledsoe
62.	11/18/01	Victor Green	63	MIA	Jay Fiedler
63.	11/18/01	Aaron Glenn	60	MIA	Jay Fiedler
64.	10/3/04	Donnie Abraham	66	MIA	Jay Fiedler
65.	1/2/05	Jonathan Vilma	38	STL	Marc Bulger
66.	1/15/05	Reggie Tongue	86	PIT	Ben Roethlisberger
67.	12/26/05	Ty Law	74	NE	Tom Brady
68.	1/1/06	Mark Brown	33	BUF	Kelly Holcomb
69.	9/22/08	David Barrett	25	SD	Philip Rivers
70.	9/28/08	Darrelle Revis	32	ARZ	Kurt Warner
71.	11/2/08	Abram Elam	92	BUF	Trent Edwards

PUNT RETURNS FOR TOUCHDOWN

	Date	Returner	Yardage	Opp
1.	9/24/61	Dick Christy	70	DEN
2.	9/24/61	Dick Christy	64	DEN
3.	10/14/62	Dick Christy	58	at HOU
4.	10/28/62	Dick Christy	73	SD
5.	11/10/63	Bill Baird	93	at HOU
6.	9/17/72	Chris Farasopoulos	65	at BUF
7.	11/14/76	Lou Piccone	60	TB
8.	11/21/83	Kirk Springs	76	NO
9.	10/8/78	Bruce Harper	82	BUF
10.	10/4/87	Michael Harper	78	DAL
11.	11/9/87	JoJo Townsell	91	SEA
12.	12/10/88	JoJo Townsell	59	IND
13.	11/4/90	Terance Mathis	98	DAL
14.	11/23/97	Leon Johnson	66	MIN
15.	10/27/02	Santana Moss	63	CLE
16.	11/3/02	Santana Moss	52	at SD

KICKOFF RETURNS FOR TOUCHDOWN

	Date	Returner	Yardage	Opp
1.	9/23/60	Leon Burton	88	DEN
2.	10/28/60	Leon Burton	101	OAK
3.	11/20/66	Emerson Boozer	96	MIA
4.	10/28/73	Burgess Owens	82	DEN
5.	9/6/84	Bobby Humphery	97	PIT
6.	12/13/86	JoJo Townsell	93	PIT
7.	12/21/86	Bobby Humphery	96	at CIN
8.	9/7/97	Aaron Glenn	96	BUF
9.	12/14/97	Leon Johnson	101	TB
10.	9/17/00	Kevin Williams	97	BUF
11.	9/8/02	Chad Morton	98	at BUF
12.	9/8/02	Chad Morton	96	at BUF
13.	11/16/03	Jonathan Carter	90	at IND
14.	**1/2/05**	**Jerricho Cotchery**	**94**	**at STL**
15.	1/1/06	Justin Miller	95	BUF
16.	10/1/06	Justin Miller	103	IND
17.	10/29/06	Justin Miller	99	at CLE
18.	**9/23/07**	**Leon Washington**	**98**	**MIA**
19.	**10/7/07**	**Leon Washington**	**98**	**at NYG**
20.	**11/4/07**	**Leon Washington**	**86**	**WAS**
21.	**11/13/08**	**Leon Washington**	**92**	**at NE**

Leon Washington

INDIVIDUAL SERVICE

GAMES PLAYED

	Player	Games	Seasons
1.	Pat Leahy	250	1974-91 (18)
2.	Randy Rasmussen	207	1967-81 (15)
3.	Kyle Clifton	204	1984-96 (13)
4.	Mo Lewis	200	1991-03 (13)
5.	Winston Hill	195	1963-76 (14)
6.	Dan Alexander	192	1977-89 (13)
7.	Larry Grantham	175	1960-72 (13)
8.	Joe Fields	173	1975-87 (13)
9.	Don Maynard	172	1960-72 (13)
10.	Jim Sweeney	166	1984-94 (11)
11.	Mickey Shuler	160	1978-89 (12)
12.	Jerome Barkum	158	1972-83 (12)
13.	Wesley Walker	154	1977-89 (13)
14.	Wayne Chrebet	152	1995-05 (11)
15.	Marty Lyons	147	1979-89 (11)
16.	Freeman McNeil	144	1981-92 (12)
17t.	Ralph Baker	142	1964-74 (11)
17t.	Marvin Jones	142	1993-03 (10)
19.	Pat Ryan	141	1978-89 (12)
20t.	Joe Klecko	140	1977-87 (11)
20t.	**Shaun Ellis**	**140**	**2000- (9)**

SEASONS PLAYED

	Player	Games	Seasons
1.	Pat Leahy	250	1974-91 (18)
2.	Randy Rasmussen	207	1967-81 (15)
3.	Winston Hill	195	1963-76 (14)
4t.	Kyle Clifton	204	1984-96 (13)
4t.	Mo Lewis	200	1991-03 (13)
4t.	Dan Alexander	192	1977-89 (13)
4t.	Larry Grantham	175	1960-72 (13)
4t.	Joe Fields	173	1975-87 (13)
4t.	Don Maynard	172	1960-72 (13)
4t.	Wesley Walker	154	1977-89 (13)
11t.	Mickey Shuler	160	1978-89 (12)
11t.	Jerome Barkum	158	1972-83 (12)
11t.	Freeman McNeil	144	1981-92 (12)
11t.	Pat Ryan	141	1978-89 (12)
11t.	Joe Namath	136	1965-76 (12)

CONSECUTIVE GAMES PLAYED

Player	Games
Kyle Clifton	204
Winston Hill	195
Pat Leahy	180
Dan Alexander	153
Randy Rasmussen	144
James Dearth	**126**
Curtis Martin	119
John Schmitt	114
Curley Johnson	110
Mo Lewis	103

Kyle Clifton

GAMES PLAYED BY POSITION

QUARTERBACK

Player	Games	Seasons
Pat Ryan	141	1978-89 (12)
Joe Namath	136	1965-76 (12)
Ken O'Brien	124	1984-92 (9)
Richard Todd	102	1976-83 (8)

Pat Ryan

WIDE RECEIVER

Player	Games	Seasons
Don Maynard	172	1960-72 (13)
Wesley Walker	154	1977-89 (13)
Wayne Chrebet	152	1995-05 (11)
Al Toon	107	1985-92 (8)
Derrick Gaffney	100	1978-87 (8)

Wesley Walker

TIGHT END

Player	Games	Seasons
Mickey Shuler	160	1978-89 (12)
Jerome Barkum	158	1972-83 (12)
James Dearth	**126**	**2001- (8)**
Rich Caster	107	1970-77 (8)
Fred Baxter	102	1993-00 (8)

LINEBACKER

Player	Games	Seasons
Kyle Clifton	204	1984-96 (13)
Mo Lewis	200	1991-03 (13)
Larry Grantham	175	1960-72 (13)
Ralph Baker	142	1964-74 (11)
Marvin Jones	142	1993-03 (10)
Al Atkinson	120	1965-74 (10)
Greg Buttle	110	1976-84 (9)
John Ebersole	108	1970-77 (8)

RUNNING BACK

Player	Games	Seasons	Pos
Freeman McNeil	144	1981-92 (12)	HB
Bill Mathis	137	1960-69 (10)	HB
Jerald Sowell	137	1997-05 (9)	FB
Richie Anderson	134	1993-02 (10)	FB
Johnny Hector	126	1983-92 (10)	HB
Curtis Martin	123	1998-05 (8)	HB
Emerson Boozer	118	1966-75 (10)	FB
Curley Johnson	110	1961-68 (8)	RB/P
Scott Dierking	102	1977-83 (7)	FB

OFFENSIVE LINE

Player	Games	Seasons	Pos
Randy Rasmussen	207	1967-81 (15)	G
Winston Hill	195	1963-76 (14)	T
Dan Alexander	192	1977-89 (13)	G
Joe Fields	173	1975-87 (13)	C
Jim Sweeney	166	1984-94 (11)	C/G
Dave Herman	128	1964-73 (10)	G
Guy Bingham	125	1980-88 (9)	OL
Marvin Powell	124	1977-85 (9)	T
Roger Duffy	123	1990-97 (18)	C/G
Kevin Mawae	118	1998-05 (8)	C
John Schmitt	116	1964-73 (10)	C
Jason Fabini	114	1998-05 (8)	T
Jeff Criswell	108	1988-94 (7)	T

DEFENSIVE LINE

Player	Games	Seasons	Pos
Marty Lyons	147	1979-89 (11)	DT
Joe Klecko	140	1977-87 (11)	DE/T
Mark Gastineau	137	1979-88 (10)	DE
Shaun Ellis	**124**	**2000-(8)**	**DE**
Marvin Washington	124	1989-96 (8)	DT
Gerry Philbin	110	1964-72 (9)	DE
Scott Mersereau	102	1987-93 (7)	DT
Jason Ferguson	101	1997-04 (7)	DE

DEFENSIVE BACK

Player	Games	Seasons	Pos
Victor Green	139	1993-01 (9)	S
Ray Mickens	126	1996-03 (8)	CB
Aaron Glenn	121	1994-01 (8)	CB
Ken Schroy	113	1977-84 (8)	S
James Hasty	111	1988-94 (7)	CB

KICKER

Player	Games	Seasons	Pos
Pat Leahy	250	1974-91 (18)	K
Jim Turner	98	1964-70 (7)	K
John Hall	95	1997-02 (6)	K

PUNTER

Player	Games	Seasons	Pos
Chuck Ramsey	117	1977-84 (8)	P
Curley Johnson	110	1961-68 (8)	P/RB
Brian Hansen	70	1994-98 (5)	P
Steve O'Neal	56	1969-72 (4)	P

PUNTING RECORDS

ALL-TIME PUNTING AVERAGE

	Player	Seasons	Punts	Blk	Yds	Avg	TB	In20	Lg	Net Avg
1t.	Tommy Parks	2001 (1)	5	0	238	47.6	1	1	56	22.6
1t.	Don Silvestri	1995-96 (2)	5	0	238	47.6	1	0	61	33.6
3.	Bake Turner	1963-69 (7)	2	0	89	44.5	-	-	46	-
4t.	Billy Atkins	1962-63 (2)	22	1	969	44.0	-	-	63	-
4t.	Al Dorow	1960-61 (2)	6	0	264	44.0	-	-	56	-
6.	Ben Graham	2005-08 (4)	226	2	9,876	43.7	24	69	69	37.4
7.	Tom Tupa	1999-01 (3)	231	0	9,948	43.1	27	64	70	34.6
8.	**Reggie Hodges**	**2008- (1)**	**44**	**1**	**1,884**	**42.8**	**5**	**14**	**61**	**35.5**
9.	Curley Johnson	1961-68 (8)	534	4	22,718	42.5	-	-	73	-
10.	Brian Hansen	1994-98 (5)	359	2	15,218	42.4	37	87	69	34.6
11t.	John Kidd	1998 (1)	28	0	1,166	41.6	2	8	57	36.9
11t.	Jeremy Kapinos	2007 (1)	5	0	208	41.6	1	2	48	36.4
13.	John Hall	1997-02 (6)	5	0	206	41.2	0	2	57	35.2
14.	Matt Turk	2002 (1)	63	0	2,584	41.0	9	13	65	34.9
15.	Steve O'Neal	1969-72 (4)	256	2	10,350	40.4	-	-	98	-
16.	Johnny Green	1962-63 (2)	3	0	121	40.3	-	-	55	-
17.	Chuck Ramsey	1977-84 (8)	553	4	22,128	40.0	63	125	79	33.1
18t.	Duane Carrell	1976-77 (2)	95	0	3,775	39.7	7	15	72	31.9
18t.	Nick Gallery	1998 (1)	6	0	238	39.7	0	2	49	33.3
20.	Louie Aguiar	1991-93 (3)	210	0	8,320	39.6	17	56	71	35.6
21.	Joe Prokop	1988-90 (3)	231	0	9,099	39.4	17	73	76	34.8
22.	Dave Jennings	1985-87 (3)	223	0	8,775	39.3	20	62	66	34.9
23.	Daniel Pope	2001 (1)	4	0	153	38.3	0	2	47	36.3
24.	Toby Gowin	2004 (1)	80	0	3,057	38.2	8	22	58	33.5
25.	Dainard Paulson	1961-66 (6)	3	0	113	37.7	-	-	48	-
26t.	Dan Stryzinski	2003 (1)	71	1	2,655	37.4	4	22	55	31.3
26t.	Rick Sapienza	1960 (1)	8	0	299	37.4	-	-	-	-
28t.	Julian Fagan	1973 (1)	74	2	2,744	37.1	-	-	58	-
28t.	Joe Pagliei	1960 (1)	48	0	1,779	37.1	-	-	-	-
30.	Greg Gantt	1974-75 (2)	134	3	4,845	36.2	-	-	71	-
31.	Junior Wren	1961 (1)	8	0	271	33.9	-	-	53	-
32.	Tom O'Connor	1987 (1)	18	0	602	33.4	1	2	47	28.9
33.	Chad Pennington	2000-07 (8)	1	0	29	29.0	0	1	29	29.0
34.	Ken O'Brien	1984-92 (9)	1	0	23	23.0	0	0	23	11.0
35.	Mike Nugent	2005-08 (4)	1	0	18	18.0	0	1	18	18.0
36.	Pat Leahy	1974-91 (18)	1	0	12	12.0	0	0	12	12.0

For a complete list, log on to newyorkjets.com

Chuck Ramsey

TOP 5 CAREER

Most Punts

	Player	Punts
1.	Chuck Ramsey	553
2.	Curley Johnson	534
3.	Brian Hansen	359
4.	Steve O'Neal	256
5t.	Joe Prokop	231
5t.	Tom Tupa	231

Punts Downed Inside The 20 (Since 1976)

	Player	Punts
1.	Chuck Ramsey	125
2.	Brian Hansen	87
3.	Joe Prokop	73
4.	Ben Graham	71
5.	Tom Tupa	64

Most Touchbacks, Career

	Player	TB	Seasons
1.	Chuck Ramsey	63	1977-84
2.	Brian Hansen	37	1994-98
3.	Tom Tupa	27	1999-01

TOP SINGLE SEASON PUNTING PERFORMANCES

Average

	Player	Avg	Year	Punts	Yds
1.	Curley Johnson	45.3	1965	72	3,260
2.	Tom Tupa	45.2	1999	81	3,659
3t.	Brian Hansen	44.7	1996	74	3,311
3t.	Tom Tupa	44.7	2000	83	3,714

Most Punts

	Player	Punts	Year
1.	Brian Hansen	99	1995
2.	Joe Prokop	87	1989
3t.	Dave Jennings	85	1986
3t.	Joe Prokop	85	1988
5.	Brian Hansen	84	1994

Most Punts Inside 20, Season (Since 1976)

	Player	In20	Year
1.	Joe Prokop	29	1989
2t.	Dave Jennings	27	1986
2t.	Chuck Ramsey	27	1981
4t.	Ben Graham	26	2006
4t.	Joe Prokop	26	1988

Most Touchbacks, Season

	Player	TB	Year
1.	Tom Tupa	15	2000
2.	Chuck Ramsey	13	1981
3.	Brian Hansen	12	1984

Most Punts Inside 20, Season (Since 1976)

29 Joe Prokop, 1989
27 Dave Jennings, 1986
27 Chuck Ramsey, 1981
26 Ben Graham, 2006
26 Joe Prokop, 1988

Most Touchbacks, Season

15 Tom Tupa, 2000
13 Chuck Ramsey, 1981
12 Brian Hansen, 1994

TOP SINGLE GAME PUNTING PERFORMANCES

Most Punts Inside 20, Game (Since 1976)

	Player	In20	Opp	Date
1t.	Brian Hansen	5	HOU-O	12/17/95
1t.	Tom Tupa	5	at CAR	10/28/01
3t.	7 times	4		
	Last time: Ben Graham	4	at BUF	9/24/06

Most Punting Touchbacks, Game

	Player	TB	Opp	Date
1t.	Five Times	3		
	Last time: Louie Aguiar	3	at HOU-O	1/2/94

Best Punting Average

	Player	Punts	Avg	Opp	Date
1.	Curley Johnson	7	54.7	DEN	10/3/65
2.	Brian Hansen	4	51.8	IND	10/5/97
3t	Brian Hansen	4	50.5	MIA	9/18/94
3t.	**Reggie Hodges**	**4**	**50.5**	**BUF**	**12/14/08**
5.	Tom Tupa	6	50.3	NE	9/11/00

Most Punts

	Player	Punts	Opp	Date
1.	Steve O'Neal	11	at BAL	9/19/71
2t.	Curley Johnson	10	BUF	12/19/65
2t.	Steve O'Neal	10	at NE	9/10/71

Longest Punts

	Player	Yds	Opp	Date
1.	Steve O'Neal	98t	at DEN	9/21/69
2.	Chuck Ramsey	79	at BAL	10/15/78
3.	Joe Prokop	76	at NE	11/5/89
4.	Curley Johnson	73	at DEN	10/3/65
5.	Duane Carrell	72	at SF	10/3/76

Most Punts Inside 20, Game (Since 1976)

5 Brian Hansen, at Houston, Dec. 17, 1995
5 Tom Tupa, at Carolina, Oct. 28, 2001
4 7 times, most recently,
Ben Graham at Buffalo, Sept. 24, 2006

Most Punting Touchbacks, Game

3 5 times, most recently,
Louie Aguiar at Houston, Jan. 2, 1994
2 15 times, most recently,
Reggie Hodges vs Buffalo, Dec. 14, 2008

PUNT RETURNS

ALL-TIME PUNT RETURN YARDAGE

	Player	Seasons	PR	Yds	Avg	Lg	TD
1.	Bruce Harper	1977-84 (8)	183	1784	9.7	82t	1
2.	Jo Jo Townsell	1985-90 (6)	127	1360	10.7	91t	2
3.	Santana Moss	2001-04 (4)	88	1052	12	63t	2
4.	Leon Johnson	1997-00 (4)	91	890	9.8	66t	1
5.	Bill Baird	1963-69 (7)	88	787	8.9	93	1
6.	Kirk Springs	1981-85 (5)	65	681	10.5	76t	1
7.	Dick Christy	1961-63 (3)	42	679	16.2	73	4
8.	Dedric Ward	1997-00 (4)	81	629	7.8	23	0
9.	**Leon Washington**	**2006- (3)**	**62**	**583**	**9.4**	**38**	**0**
10.	Kurt Sohn	1981-88 (7)	68	519	7.6	46	0
11.	Clifford Hicks	1993-94 (2)	55	499	9.1	26	0
12.	Chris Farasopoulos	1971-73 (3)	50	445	8.9	65t	1
13.	Terance Mathis	1990-93 (4)	50	445	8.9	98t	1
14.	Mike Battle	1969-70 (2)	53	352	6.6	22	0
15.	Lou Piccone	1974-76 (3)	48	322	6.7	60t	1
16.	Roscoe Word	1974-76 (3)	38	301	7.9	34	0
17.	Earl Christy	1966-68 (3)	34	222	6.5	39	0
18.	Rob Carpenter	1992-94 (3)	28	208	7.4	21	0
19.	**Jerricho Cotchery**	**2004- (5)**	**23**	**182**	**7.9**	**18**	**0**
20.	Jeff Sydner	1995 (1)	17	178	10.5	22	0
21.	Chad Morton	2001-02 (2)	17	164	9.6	33	0
22.	Tim Dwight	2006 (1)	14	146	10.4	18	0
23.	Dexter Carter	1995 (1)	21	145	6.9	20	0
24.	Ken Schroy	1977-84 (8)	14	140	10	30	0
25.	Wayne Chrebet	1995-05 (11)	28	139	5	15	0
26.	Craig Yeast	2001-01 (1)	13	122	9.4	35	0
27.	Louis Giammona	1976-76 (1)	12	117	9.8	25	0
28.	Justin McCareins	2004-07 (4)	19	116	6.1	26	0
29.	Mike Harmon	1983-83 (1)	12	109	9.1	21	0
30.	Sherman Lewis	1966-67 (2)	14	100	7.1	40	0
31t.	Leon Burton	1960 (1)	12	93	7.8	-	0
31t.	Michael Harper	1986-89 (4)	4	93	23.3	78t	1
33.	Rocky Turner	1972-73 (2)	16	92	5.8	16	0
34.	Eddie Bell	1970-75 (6)	10	72	7.2	34	0
35.	Cedric Minter	1984-85 (2)	6	69	11.5	20	0
36.	Bake Turner	1963-69 (7)	11	61	5.5	16	0
37.	Jim Richards	1968-69 (2)	4	57	14.3	37	0
38.	Mel West	1961-62 (2)	3	51	17	45	0
39t.	Jazz Jackson	1974-76 (3)	13	48	3.7	38	0
39t.	Sammy Weir	1966 (1)	8	48	6	24	0
41.	Jim Tiller	1962 (1)	9	47	5.2	20	0
42.	Marshall Starks	1963-64 (2)	8	43	5.4	27	0
43.	David Meggett	1998 (1)	5	40	8	18	0
44.	Jerry Robinson	1965 (1)	3	36	12	17	0
45t.	Dainard Paulson	1961-66 (6)	8	34	4.3	12	0
45t.	Willie West	1964-65 (2)	10	34	3.4	9	0
47.	Bill Pashe	1964 (1)	4	28	7	16	0
48t.	Nick Bruckner	1983-85 (3)	2	25	12.5	20	0
48t.	W.K. Hicks	1970-72 (3)	4	25	6.3	20	0
48t.	Corey Sawyer	1999 (1)	4	25	6.3	11	0

For a complete list, log on to newyorkjets.com

Most Combined Net Yards, Career

	Player	Yards	Rush	Rec	KR	PR
1.	Curtis Martin	12,741	10,302	2,439	-	-
2.	Don Maynard	11,831	25	11,732	59	15
3.	Bruce Harper	11,429	1,829	2,409	5,407	1,784
4.	Freeman McNeil	11,035	8,074	2,961	-	-

Most Combined Net Yards, Season

	Player	Yards	Rush	Rec	KR	PR	Year
1.	**Leon Washington**	***2,332**	**448**	**355**	**1,231**	**303**	**2008**
2.	Bruce Harper	2,157	303	196	1,280	378	1978
3.	Dick Christy	2,147	535	538	824	250	1962

*Washington credited with -5 fumble yardage

Most Punt Returns For TDs, Rookie, Season And Game

1 Bill Baird, at Houston Oilers, Nov. 10, 1963
Terance Mathis, vs. Dallas Cowboys, Nov. 4, 1990
Leon Johnson, vs. Minnesota, Nov. 23, 1997

Most Punt Returns For TDs, Game

2 Dick Christy, vs. Denver, Sept. 24, 1961
1 15 times. Last: Santana Moss, at Pittsburgh, Jan. 15, 2005 (PO)

TOP 5 CAREER

Punt Returns

	Player	Ret
1.	Bruce Harper	183
2.	Jo Jo Townsell	127
3.	Leon Johnson	91
4.	Santana Moss	88
5.	Bill Baird	88

Punt Return Avg. (Min 40 Rets.)

	Player	Avg
1.	Dick Christy	16.2
2.	Santana Moss	12.0
3.	Jo Jo Townsell	10.7
4.	Kirk Springs	10.5
5.	Leon Johnson	9.9

Touchdowns

	Player	TD
1.	Dick Christy	4
2t.	Santana Moss	2
2t.	Jo Jo Townsell	2
4t.	Bruce Harper	1
4t.	Leon Johnson*	1
4t.	Bill Baird*	1
4t.	Kirk Springs	1
4t.	Chris Farasopoulos	1
4t.	Terance Mathis*	1
4t.	Michael Harper	1
4t.	Lou Piccone	1

*Rookie

TOP SINGLE SEASON PUNT RETURN PERFORMANCES

Average (Min 20 Rets.)

	Player	Ret	Avg	Year
1.	Santana Moss	25	16.5	2002
2.	Bruce Harper	30	12.6	1978
3.	Bruce Harper	34	12.5	1977
4.	Kirk Springs	23	12.5	1983
5.	Leon Johnson	51	12.1	1997

Return Yards

	Player	Year	Ret	Yds	Avg	Lg	TD
1.	Leon Johnson	1997	51	619	12.1	66t	1
2.	Bruce Harper	1977	34	425	12.5	49	0
3.	Santana Moss	2002	25	413	16.5	63t	2
4.	Jo Jo Townsell	1988	35	409	11.7	59t	1
5.	Dick Christy	1961	18	383	21.3	70	2

Returns

	Player	Ret	Year
1.	Leon Johnson	51	1997
2t.	Dedric Ward	38	1999
2t.	Clifford Hicks	38	1994
2t.	Roscoe Ward	38	1974
5t.	Jo Jo Townsell	38	1988
5t.	Kurt Sohn	35	1986
5t.	Bruce Harper	35	1981

Touchdowns

	Player	TD	Year
1t.	Santana Moss	2	2002
1t.	Dick Christy	2	1962
1t.	Dick Christy	2	1961

TOP SINGLE GAME PUNT RETURN PERFORMANCES

Most Yards

	Player	Ret	Yards	Avg	TD	Opp	Date
1.	Dick Christy	3	137	45.7	2	DEN	9/24/61
2.	Kirk Springs	3	128	42.7	0	at NO	11/21/83
3.	Santana Moss	5	116	23.2	0	at SD	11/3/02
4.	Lou Piccone	6	112	18.7	1	TB	11/14/76
5.	Jo Jo Townsell	7	110	15.7	0	KC	10/2/88

Most Returns

	Player	Ret	Yards	Avg	Opp	Date
1.	Jo Jo Townsell	7	110	15.7	KC	10/2/88
2t.	Bill Baird	6	40	6.7	HOU	10/15/67
2t.	Roscoe Ward	6	36	6.0	at MIA	10/7/74
2t.	Lou Piccone	6	112	18.7	TB	11/14/76
2t.	Bruce Harper	6	61	10.2	NYG	11/1/81
2t.	Bruce Harper	6	74	12.3	at DET	12/6/82
2t.	Leon Johnson	6	37	6.2	at MIA	11/9/97
2t.	Leon Johnson	6	47	7.8	at BAL	12/24/00

Longest Punt Returns

	Player	Yds	Opp	Date
1.	Terance Mathis	98t	DAL	11/4/90
2.	Bill Baird	93t	at HOU	11/10/63
3.	Jo Jo Townsell	91t	SEA	11/9/87
4.	Bruce Harper	82t	BUF	10/8/78
5.	Michael Harper	78t	DAL	10/4/87

KICKOFF RETURNS

ALL-TIME KICKOFF RETURN YARDAGE

	Player	Seasons	KR	Yds	Avg	Lg	TD
1.	Bruce Harper	1977-84 (8)	243	5407	22.3	60	0
2.	Bobby Humphery	1984-89 (6)	130	2974	22.9	97t	2
3.	Justin Miller	2005-08 (4)	109	2951	27.1	103t	3
4.	**Leon Washington**	**2006- (3)**	**101**	**2601**	**25.8**	**98t**	**4**
5.	Aaron Glenn	1994-01 (8)	111	2578	23.2	96t	1
6.	Lou Piccone	1974-76 (3)	96	2297	23.9	58	0
7.	Jo Jo Townsell	1985-90 (6)	98	2048	20.9	93t	1
8.	Terance Mathis	1990-93 (4)	107	1980	18.5	50	0
9.	Dick Christy	1961-63 (3)	77	1769	23.0	71	0
10.	Chad Morton	2001-02 (2)	70	1756	25.1	98t	2
11.	Mike Battle	1969-70 (2)	71	1641	23.1	45	0
12.	Earl Christy	1966-68 (3)	58	1323	22.8	87	0
13.	Dwight Stone	1999-00 (2)	53	1244	23.5	50	0
14.	Bake Turner	1963-69 (7)	55	1184	21.5	49	0
15.	Chris Farasopoulos	1971-73 (3)	51	1172	23.0	51	0
16.	Kurt Sohn	1981-88 (7)	63	1164	18.5	36	0
17.	Kirk Springs	1981-85 (5)	49	1112	22.7	73	0
18.	Kevin Williams	1998-00 (3)	38	947	24.9	97t	1
19.	Jonathan Carter	2003-04 (2)	35	891	25.5	90t	1
20.	Emerson Boozer	1966-75(10)	37	872	23.6	96	1
21.	Leon Burton	1960 (1)	30	862	28.7	-	2
22.	Leon Johnson	1997-00 (4)	36	833	23.1	101t	1
23.	Johnny Hector	1983-92 (10)	34	735	21.6	53	0
24.	Bill Shockley	1960-62 (3)	30	707	23.6	32	0
25.	Dexter Carter	1995 (1)	33	705	21.4	57	0
26.	LaMont Jordan	2001-04 (4)	33	667	20.2	40	0
27.	Craig Yeast	2001 (1)	29	663	22.9	50	0
28.	Ron Carpenter	1995-96 (2)	26	660	25.4	58	0
29.	Preston Brown	1983 (1)	29	645	22.2	46	0
30t.	Margene Adkins	1973 (1)	31	615	19.8	38	0
30t.	Adrian Murrell	1993-97 (5)	38	615	16.2	37	0
32.	Michael Bates	2003 (1)	22	596	27.1	48	0
33.	**Jerricho Cotchery**	**2004- (5)**	**22**	**577**	**26.2**	**94t**	**1**
34.	Louis Giammona	1976 (1)	23	527	22.9	34	0
35.	Marshall Starks	1963-64 (2)	26	519	20.0	41	0
36.	Reggie Cobb	1996 (1)	23	488	21.2	34	0
37.	Steve Davis	1975-76 (2)	20	483	24.2	46	0
38.	Henry Bailey	1996 (1)	24	470	19.6	34	0
39.	Jim Tiller	1962 (1)	22	462	21.0	40	0
40.	Anthony Prior	1993-95 (3)	25	442	17.7	27	0
41.	Phil Wise	1971-76 (6)	18	441	24.5	41	0
42.	Alex Van Dyke	1996-98 (3)	21	427	20.3	37	0
43.	Erik McMillan	1988-92 (5)	22	420	19.1	45	0
44.	Laveranues Coles	2000-02,05-08 (7)	21	418	19.9	34	0
45.	Hank Bjorklund	1972-74 (3)	20	398	19.9	28	0
46.	Jazz Jackson	1974-76 (3)	16	359	22.4	30	0
47.	Vern Studdard	1971 (1)	15	329	21.9	37	0
48.	Kern Carson	1965 (1)	14	311	22.2	-	0
49.	Bill Baird	1963-69 (7)	13	290	22.3	33	0
50.	Ronald Moore	1995-96 (2)	16	284	17.8	46	0

For a complete list, log on to newyorkjets.com

Most Combined Punt/Kick Returns For Touchdown, Career

1t.	Dick Christy	4 (4 PR)	1961-63
1t.	**Leon Washington**	**4 (4 KR)**	**2006-**
3t.	JoJo Townsell	3 (1KR, 2 PR)	1985-90
3t.	Santana Moss	3 (3 PR)	2002-04
3t.	Justin Miller	3 (3 KR)	2005-08
6t.	Leon Burton	2 (2 KR)	1960
6t.	Bobby Humphery	2 (2 KR)	1984-89
6t.	Leon Johnson	2 (1 KR, 1 PR)	1997-98, 2000
6t.	Chad Morton	2 (2 KR)	2001-02

TOP 5 CAREER

Kickoff Returns

	Player	Ret
1.	Bruce Harper	243
2.	Bobby Humphrey	130
3.	Aaron Glenn	111
4.	Justin Miller	108
5.	Terance Mathis	107

Return Avg. (Min 30 Rets.)

	Player	Avg
1.	Leon Burton	28.7
2.	Justin Miller	27.1
3.	**Leon Washington**	**25.8**
4.	Jonathan Carter	25.5
5.	Chad Morton	25.1

Touchdowns

	Player	TD
1.	**Leon Washington**	**4**
2.	Justin Miller	3
3t.	Bobby Humphrey	2
3t.	Chad Morton	2
3t.	Leon Burton	2

TOP SINGLE SEASON KICKOFF RETURN PERFORMANCES

Average (Min 25 Rets.)

	Player	Ret	Avg	Year
1.	Leon Burton	30	28.7	1960
2.	Justin Miller	46	28.3	2006
3t.	**Leon Washington**	**47**	**27.5**	**2007**
3t.	Aaron Glenn	28	26.5	1997
5.	Justin Miller	60	26.3	2005

Return Yards

	Player	Year	Ret	Yds	Avg	Lg	TD
1.	Justin Miller	2005	60	1,577	26.3	95t	1
2.	Chad Morton	2002	58	1,509	26.0	98t	2
3.	Justin Miller	2006	46	1,304	28.3	103t	2
4.	**Leon Washington**	**2007**	**47**	**1,291**	**27.5**	**98t**	**3**
5.	Bruce Harper	1978	55	1,280	23.3	40	0

Most Returns

	Player	Ret	Year
1.	Justin Miller	60	2005
2.	Chad Morton	58	2002
3t.	Bruce Harper	55	1978
3t.	Bruce Harper	55	1979
5.	Bruce Harper	49	1980

Touchdowns

	Player	TD	Year
1.	**Leon Washington**	**3**	**2007**
2t.	Justin Miller	2	2006
2t.	Chad Morton	2	2002
2t.	Leon Burton	2	1960

TOP SINGLE GAME KICKOFF RETURN PERFORMANCES

Most Yards

	Player	Ret	Yards	Avg	TD	Opp	Date
1.	Chad Morton	6	278	46.3	2	at BUF	9/8/02
2.	Jonathan Carter	6	242	40.3	1	at IND	11/16/03
3.	Bobby Humphrey	8	234	29.3	1	at CIN	12/21/86

Most Returns

	Player	Ret	Yards	Avg	Opp	Date
1t.	Justin Miller	8	172	21.5	at JAC	10/8/06
1t.	Bobby Humphrey	8	234	29.25	at CIN	12/21/86
1t.	Bruce Harper	8	204	25.5	at NE	9/9/79
1t.	Bruce Harper	8	180	22.5	at NE	10/29/78

Longest Kickoff Returns

	Player	Yds	Opp	Date
1.	Justin Miller	103t	IND	10/1/06
2t.	Leon Johnson	101t	TB	12/14/97
2t.	Leon Burton	101t	OAK	10/28/60
4.	Justin Miller	99t	at CLE	10/29/06
5t	**Leon Washington**	**98t**	**MIA**	**9/23/07**
5t.	**Leon Washington**	**98t**	**at NYG**	**10/7/07**
5t.	Chad Morton	98t	at BUF	9/8/02

YEAR-BY-YEAR LEADERS

RUSHING

Year	Player	Att	Yds	Avg	TD
1960	Al Dorow	90	453	5.0	7
1961	Bill Mathis	202	846	4.2	7
1962	Dick Christy	114	535	4.6	3
1963	Mark Smolinski	150	561	3.7	4
1964	Matt Snell	215	948	4.4	5
1965	Matt Snell	169	763	4.5	4
1966	Matt Snell	178	644	3.6	4
1967	Emerson Boozer	119	442	3.7	10
1968	Matt Snell	179	747	4.2	6
1969	Matt Snell	191	695	3.6	4
1970	Emerson Boozer	139	581	4.2	5
1971	John Riggins	180	769	4.3	1
1972	John Riggins	207	944	4.6	7
1973	Emerson Boozer	182	831	4.6	3
1974	John Riggins	169	680	4.0	5
1975	John Riggins	238	1,005	4.2	8
1976	Clark Gaines	157	724	4.6	3
1977	Clark Gaines	158	595	3.8	3
1978	Kevin Long	214	954	4.5	10
1979	Clark Gaines	186	905	4.9	0
1980	Scott Dierking	156	567	3.6	6
1981	Freeman McNeil	137	623	4.5	2
1982	Freeman McNeil	151	786+	5.2+	6
1983	Freeman McNeil	160	654	4.1	1
1984	Freeman McNeil	229	1,070	4.7	5
1985	Freeman McNeil	294	1,331	4.5	3
1986	Freeman McNeil	214	856	4.0	5
1987	Freeman McNeil	121	530	4.4	0
1988	Freeman McNeil	219	944	4.3	6
1989	Johnny Hector	177	702	4.0	3
1990	Blair Thomas	123	620	5.0	1
1991	Blair Thomas	189	728	3.9	3
1992	Brad Baxter	152	698	4.6	6
1993	Johnny Johnson	198	821	4.1	3
1994	Johnny Johnson	240	931	3.9	3
1995	Adrian Murrell	192	795	4.1	1
1996	Adrian Murrell	301	1,249	4.1	6
1997	Adrian Murrell	300	1,088	3.6	7
1998	Curtis Martin	369	1,287	3.5	8
1999	Curtis Martin	367	1,464	4.0	5
2000	Curtis Martin	316	1,204	3.8	9
2001	Curtis Martin	333	1513	4.5	10
2002	Curtis Martin	261	1,094	4.2	7
2003	Curtis Martin	323	1,308	4.0	2
2004	Curtis Martin	371	1,697	4.6	12
2005	Curtis Martin	220	735	3.3	5
2006	Leon Washington	151	650	4.3	4
2007	Thomas Jones	310	1,119	3.6	1
2008	Thomas Jones	290	1,312	4.5	13

PASSING

Year	Player	Att	Cmp	Pct	Yds	TD	Int	Rt
1960	Al Dorow	396	201	.508	2,748	26	26	67.8
1961	Al Dorow	438*	197	.449	2,651	19	30	50.7
1962	John Green	258	128	.496	1,741	10	18	55.4
1963	Dick Wood	351	160	.456	2,202	18	18	60.6
1964	Dick Wood	357	168	.470	2,301	17	25	54.8
1965	Joe Namath	340	164	.482	2,220	18	15	68.8
1966	Joe Namath	471*	232	.493	3,379	19	27	62.6
1967	Joe Namath	491	258	.525	4,007	26	28	73.8
1968	Joe Namath	380	187	.492	3,147	15	17	72.1
1969	Joe Namath	361	185	.512	2,734	19	17	74.3
1970	Al Woodall	188	96	.510	1,265	9	9	68.7
1971	Bob Davis	121	49	.405	624	10	8	57.3
1972	Joe Namath	324	162	.500	2,816	19	21	72.5
1973	Al Woodall	201	101	.502	1,226	8	9	67.8
1974	Joe Namath	361	191	.529	2616	20	22	69.4
1975	Joe Namath	326	157	.482	2,286	15	28	51.0
1976	Joe Namath	230	114	.496	1,090	4	16	39.9
1977	Richard Todd	265	133	.502	1,863	11	17	60.3
1978	Matt Robinson	266	124	.466	2,002	13	16	63.5
1979	Richard Todd	334	171	.512	2,660	16	22	66.5
1980	Richard Todd	479	264	.551	3,329	17	30	62.7
1981	Richard Todd	497	279	.561	3,231	25	13	81.8
1982	Richard Todd	261	165	.586	1,961	14	8	87.3
1983	Richard Todd	518	308	.595	3,478	18	26	70.3
1984	Pat Ryan	285	156	.547	1,939	14	14	72.0
1985	Ken O'Brien	488	297	.609	3,888	25	8	96.2
1986	Ken O'Brien	482	300	.622	3,690	25	20	85.8
1987	Ken O'Brien	393	234	.595	2,696	13	8	82.8
1988	Ken O'Brien	424	236	.557	2,567	15	7	78.6
1989	Ken O'Brien	477	288	.604	3,346	12	18	74.3
1990	Ken O'Brien	411	226	.550	2,855	10	13	71.8
1991	Ken O'Brien	489	287	.587	3,300	10	11	76.6
1992	Browning Nagle	387	192	.496	2,280	17	7	55.7
1993	Boomer Esiason	473	288	.609	3,421	11	16	84.5
1994	Boomer Esiason	440	255	.580	2,782	13	17	77.3
1995	Boomer Esiason	389	221	.568	2,275	15	16	71.4
1996	Frank Reich	331	175	.529	2,205	16	15	68.9
1997	Neil O'Donnell	460	259	.563	2,796	17	7	80.3
1998	Vinny Testaverde	421	259	.615	3,256	29	7	101.6
1999	Ray Lucas	272	161	.592	1,678	6	14	63.0
2000	Vinny Testaverde	590	328	.556	3,732	21	25	69.0
2001	Vinny Testaverde	441	260	.584	2,752	15	14	75.3
2002	Chad Pennington	399	275	.689	3,120	22	6	104.2
2003	Chad Pennington	297	189	.636	2,139	13	12	82.9
2004	Chad Pennington	370	242	.654	2,673	16	9	91.0
2005	Brooks Bollinger	266	150	.564	1,558	7	6	72.9
2006	Chad Pennington	485	313	.564	3,352	17	16	82.6
2007	Chad Pennington	260	179	.688	1,765	10	9	86.1
2008	Brett Favre	522	343	.657	3,472	22	22	81.0

Thomas Jones

Brett Favre

RECEPTIONS

Year	Player	Rec	Yds	Avg	TD
1960	Don Maynard	72	1,265	17.6	6
1961	Art Powell	71	881	12.4	5
1962	Art Powell	64	1,130*	17.6	8
1963	Bake Turner	71	1,007	14.2	6
1964	Bake Turner	58	974	16.8	9
1965	Don Maynard	68	1,218	17.9	14
1966	George Sauer	63	1,079	17.1	5
1967	George Sauer	75*	1,189	15.9	6
1968	George Sauer	66	1,141	17.3	3
1969	Don Maynard	47	938	20.0	6
1970	Don Maynard	31	525	16.9	0
1971	John Riggins	36	231	6.4	2
1972	Rich Caster	39	833**	21.4	10
1973	Jerome Barkum	44	810	18.4	6
1974	Jerome Barkum	41	524	12.8	3
1975	Rich Caster	47	820	17.4	4
1976	Clark Gaines	41	400	9.8	2
1977	Clark Gaines	55	469	8.5	1
1978	Wesley Walker	48	1,169+	24.4+	8
1979	Derrick Gaffney	32	534	16.7	1
1980	Bruce Harper	50	634	12.7	3
1981	Bruce Harper	52	459	8.8	1
1982	Wesley Walker	39	620	15.9	6
1983	Wesley Walker	61	868	14.2	7
1984	Mickey Shuler	68	782	11.5	6
1985	Mickey Shuler	76	879	11.6	7
1986	Al Toon	85	1176	13.8	8
1987	Al Toon	68	976	14.4	5
1988	Al Toon	93+	1,067	11.5	5
1989	Al Toon	63	693	11.0	2
1990	Al Toon	57	757	13.3	6
1991	Al Toon	74	963	13.0	0
1992	Chris Burkett	57	724	12.7	1
1993	Johnny Johnson	67	641	9.6	1
1994	Rob Moore	78	1,010	12.9	6
1995	Adrian Murrell	71	465	6.5	2
1996	Wayne Chrebet	84	909	10.8	3
1997	Keyshawn Johnson	70	963	13.8	5
1998	Keyshawn Johnson	83	1,131	13.6	10
1999	Keyshawn Johnson	89	1,170	13.1	8
2000	Richie Anderson	88	853	9.7	2
2001	Laveranues Coles	59	868	14.7	7
2002	Laveranues Coles	89	1,264	14.2	5
2003	Santana Moss	74	1,105	14.9	10
2004	Justin McCareins	56	770	13.8	4
2005	Laveranues Coles	73	845	11.6	5
2006	Laveranues Coles	91	1,098	12.1	6
2007	Jerricho Cotchery	82	1,130	13.8	2
2008	Jerricho Cotchery	71	858	12.1	5

RECEIVING YARDS

Year	Player	Yds	Rec	Avg	TD
1960	Don Maynard	1,265	72	17.6	6
1961	Art Powell	881	71	12.4	5
1962	Art Powell	1,130*	64	17.6	8
1963	Bake Turner	1,007	71	14.2	6
1964	Bake Turner	974	58	16.8	9
1965	Don Maynard	1,218	68	17.9	14
1966	George Sauer	1,079	63	17.1	5
1967	Don Maynard	1,434*	71	20.2*	10
1968	Don Maynard	1,297	57	22.8*	10
1969	Don Maynard	938	47	20.0	6
1970	Don Maynard	525	31	16.9	0
1971	Richard Caster	454	26	17.5	6
1972	Richard Caster	833**	39	21.4	10
1973	Jerome Barkum	810	44	18.4	6
1974	David Knight	579	40	14.5	4
1975	Richard Caster	820	47	17.4	4
1976	David Knight	403	20	20.2	2
1977	Wesley Walker	740	35	21.1+	3
1978	Wesley Walker	1,169+	48	24.4+	8
1979	Wesley Walker	569	23	24.7+	5
1980	Bruce Harper	634	50	12.7	3
1981	Wesley Walker	770	47	16.4	9
1982	Wesley Walker	620	39	15.9	6
1983	Wesley Walker	868	61	14.2	7
1984	Mickey Shuler	782	68	11.5	6
1985	Mickey Shuler	879	76	11.6	7
1986	Al Toon	1176	85	13.8	8
1987	Al Toon	976	68	14.4	5
1988	Al Toon	1,067	93+	11.5	5
1989	JoJo Townsell	787	45	17.5	5
1990	Al Toon	757	57	13.3	6
1991	Rob Moore	987	70	14.1	5
1992	Rob Moore	726	50	12.7	4
1993	Rob Moore	843	64	13.2	1
1994	Rob Moore	1,010	78	12.9	6
1995	Wayne Chrebet	726	66	11.0	4
1996	Wayne Chrebet	909	84	10.8	3
1997	Keyshawn Johnson	963	70	13.8	5
1998	Keyshawn Johnson	1,131	83	13.6	10
1999	Keyshawn Johnson	1170	89	13.1	8
2000	Wayne Chrebet	937	69	13.6	8
2001	Laveranues Coles	868	59	14.7	7
2002	Laveranues Coles	1,264	89	14.2	5
2003	Santana Moss	1,105	74	14.9	10
2004	Santana Moss	838	45	18.6	5
2005	Laveranues Coles	845	73	11.6	5
2006	Laveranues Coles	1,098	91	12.1	6
2007	Jerricho Cotchery	1,130	82	13.8	2
2008	Jerricho Cotchery	858	71	12.1	5

Jerricho Cotchery



Don Maynard

SCORING

Year	Player	TD	Pat	FG	Pts
1960	Bill Shockley	2	47	9	86
1961	Bill Mathis	8	0	0	48
	Don Maynard	8	0	0	48
1962	Bill Shockley	0	29	13	68
1963	Dick Guesman	0	30	9	57
1964	Jim Turner	0	33	13	72
1965	Jim Turner	0	31	20	91
1966	Jim Turner	0	34	18	88
1967	Jim Turner	0	36	17	87
1968	Jim Turner	0	43	34	145
1969	Jim Turner	0	33	32	129
1970	Jim Turner	0	28	19	85
1971	Bobby Howfield	0	25	8	49
1972	Bobby Howfield	0	40	27	121
1973	Bobby Howfield	0	27	17	78
1974	Rich Caster	7	0	0	42
	John Riggins	7	0	0	42
1975	Pat Leahy	0	27	13	66
1976	Pat Leahy	0	16	11	49
1977	Pat Leahy	0	18	15	63
1978	Pat Leahy	0	41	22	107
1979	Kevin Long	7	0	0	42
1980	Pat Leahy	0	36	14	78
1981	Pat Leahy	0	38	25	113
1982	Pat Leahy	0	26	11	59
1983	Pat Leahy	0	36	16	84
1984	Pat Leahy	0	38	17	89
1985	Pat Leahy	0	43	26	121


Jay Feely

1986	Pat Leahy	0	44	16	92
1987	Pat Leahy	0	31	18	85
1988	Pat Leahy	0	43	23	112
1989	Pat Leahy	0	29	14	71
1990	Pat Leahy	0	32	23	101
1991	Pat Leahy	0	30	26	108
1992	Cary Blanchard	0	17	16	65
1993	Cary Blanchard	0	31	17	82
1994	Nick Lowery	0	26	20	86
1995	Nick Lowery	0	24	17	75
1996	Nick Lowery	0	26	17	77
1997	John Hall	0	36	28	120
1998	John Hall	0	45	25	120
1999	John Hall	0	27	27	108
2000	John Hall	0	30	21	93
2001	John Hall	0	32	24	104
2002	John Hall	0	35	24	107
2003	Doug Brien	0	24	27	105
2004	Doug Brien	0	33	24	105
2005	Mike Nugent	0	24	22	90
2006	Mike Nugent	0	34	24	106
2007	Mike Nugent	0	23	29	110
2008	Jay Feely	0	24	39	111

PUNT RETURNS

Year	Player	Ret	Yds	Avg	TD
1960	Leon Burton	12	93	7.8	0
1961	Dick Christy	8	383	21.3	2
1962	Dick Christy	15	250	16.7	2
1963	Bill Baird	4	143	35.8	1
1964	Bill Baird	18	160	9.4	0
1965	Bill Baird	14	88	6.3	0
1966	Sherman Lewis	7	76	10.9	0
1967	Bill Baird	25	219	8.8	0
1968	Earl Christy	13	116	8.9	0
1969	Mike Battle	34	235	6.9	0
1970	Mike Battle	19	117	6.2	0
1971	Chris Farasopoulos	19	155	8.2	0
1972	Chris Farasopoulos	17	179	10.5	1
1973	Chris Farasopoulos	14	111	7.9	0
1974	Roscoe Word	38	301	7.9	0
1975	Lou Piccone	18	74	4.1	0
1976	Lou Piccone	21	173	8.2	1
1977	Bruce Harper	34	425	12.5	0
1978	Bruce Harper	30	378	12.6	1
1979	Bruce Harper	33	290	8.8	0
1980	Bruce Harper	28	242	8.6	0
1981	Bruce Harper	35	265	7.6	0
1982	Bruce Harper	23	184	8.0	0
1983	Kirk Springs	23	287	12.5	1
1984	Kirk Springs	28	247	8.8	0
1985	Kurt Sohn	16	149	9.3	0
1986	Kurt Sohn	35	289	8.3	0
1987	JoJo Townsell	32	381	11.9	1
1988	JoJo Townsell	35	409	11.7	1
1989	JoJo Townsell	33	299	9.1	0
1990	Terance Mathis	11	165	15.0	1
1991	Terance Mathis	23	157	6.8	0
1992	Rob Carpenter	28	208	7.4	0
1993	Clifford Hicks	17	157	9.2	0
1994	Clifford Hicks	38	342	9.0	0
1995	Jeff Sydner	17	178	10.5	0
1996	Wayne Chrebet	28	133	4.8	0
1997	Leon Johnson	51	619	12.1	1
1998	Leon Johnson	29	203	7.0	0
1999	Dedric Ward	38	288	7.6	0
2000	Dedric Ward	27	214	7.9	0
2001	Craig Yeast	13	122	9.4	0
2002	Santana Moss	25	413	16.5	2
2003	Santana Moss	30	332	11.1	0
2004	Santana Moss	27	225	8.3	0
2005	Jerricho Cotchery	23	182	7.9	0
2006	Tim Dwight	14	146	10.4	0
2007	Leon Washington	20	183	9.2	0
2008	Leon Washington	29	303	10.4	0

Leon Washington

KICKOFF RETURNS

Year	Player	Ret	Yds	Avg	TD
1960	Leon Burton	31	891	28.7	2
1961	Dick Christy	15	260	24.0	0
1962	Dick Christy	38	824	21.6	0
1963	Dick Christy	24	585	24.4	0
1964	Jim Evans	13	259	19.9	0
1965	Bake Turner	18	402	22.3	0
1966	Emerson Boozer	26	659	25.3	1
1967	Earl Christy	23	521	22.7	0
1968	Earl Christy	25	599	24.0	0
1969	Mike Battle	31	750	24.2	0
1970	Mike Battle	40	891	22.3	0
1971	Chris Farasopoulos	25	545	21.8	0
1972	Chris Farasopoulos	26	827	24.1	0
1973	Margene Adkins	31	615	19.8	0
1974	Lou Piccone	39	961	24.6	0
1975	Lou Piccone	26	637	24.5	0
1976	Lou Piccone	31	788	23.6	0
1977	Bruce Harper	42	1,035	24.6	0
1978	Bruce Harper	55	1,280	23.3	0
1979	Bruce Harper	55	1,158	21.1	0
1980	Bruce Harper	49	1,070	21.8	0
1981	Bruce Harper	23	480	20.9	0
1982	Bruce Harper	18	368	20.4	0

Kerry Rhodes

1983	Kirk Springs	16	364	22.8	0
1984	Bobby Humphery	22	675	30.7	1
1985	Bobby Humphery	17	363	21.4	0
1986	Bobby Humphery	28	655	23.4	1
1987	Bobby Humphery	18	357	19.8	0
1988	Bobby Humphery	21	510	24.3	0
1989	JoJo Townsell	34	653	19.2	0
1990	Terance Mathis	43	787	18.3	0
1991	Terance Mathis	29	599	20.7	0
1992	Erik McMillan	22	420	19.1	0
1993	Adrian Murrell	23	342	14.9	0
1994	Aaron Glenn	27	582	21.6	0
1995	Ron Carpenter	20	553	27.7+	0
1996	Henry Bailey	24	470	19.6	0
1997	Aaron Glenn	28	741	26.5**	1
1998	Aaron Glenn	24	585	24.4	0
1999	Dwight Stone	28	689	24.6	0
2000	Dwight Stone	25	555	22.2	0
2001	Craig Yeast	29	663	22.9	0
2002	Chad Morton	58	1,509	26.0	2
2003	Michael Bates	22	596	27.1	0
2004	Jonathan Carter	17	374	22.0	0
2005	Justin Miller	60	1,577	26.3	1
2006	Justin Miller	46	1,304	28.3	2
2007	Leon Washington	47	1,291	27.5	3
2008	Leon Washington	48	1,231	25.6	1

INTERCEPTIONS

Year	Player	Int	Yds	Avg	TD
1960	Fred Julian	6	27	4.5	0
1961	John Bookman	6	33	5.5	0
1962	Leon Riley	11*	122	11.1	0
1963	Dainard Paulson	6	114	19.0	0
1964	Dainard Paulson	12*	157	13.1	1
1965	Dainard Paulson	7	72	10.3	0
1966	Johnny Sample	6	31	5.2	0
1967	Larry Grantham	5	77	15.4	0
1968	Johnny Sample	7	88	12.6	1
1969	John Dockery	5	98	19.6	0
	Bill Baird	5	10	2.0	0
1970	W.K. Hicks	8	99	12.4	0
1971	W.K. Hicks	4	46	11.5	0
1972	Steve Tannen	7	125	17.9	0
1973	Delles Howell	4	70	17.5	0
	Ralph Baker	4	51	12.8	1
1974	Burgess Owens	3	68	22.7	1
	John Ebersole	3	48	16.0	0
1975	Burgess Owens	3	3	1.0	0
1976	Four tied with 2				
1977	Burgess Owens	3	18	6.0	0
1978	Burgess Owens	5	156	31.2	1
	Bobby Jackson	5	26	5.2	0
1979	Burgess Owens	6	41	6.8	0
1980	Ken Schroy	8	91	11.4	1
1981	Darrol Ray	7	227	39.6	2
1982	Bobby Jackson	5	84	16.8	1
1983	Lance Mehl	7	57	8.1	1
1984	Russell Carter	4	26	6.5	0
1985	Kerry Glenn	4	15	3.8	1
	Bobby Jackson	4	8	2.0	0
1986	Jerry Holmes	6	29	4.8	0
1987	Three tied with 3				
1988	Erik McMillan	8**	168	21.0	2
1989	Erik McMillan	6	180	30.0	1
1990	Erik McMillan	5	92	18.4	0
1991	Mike Brim	4	52	13.0	0
1992	Mike Brim	6	139	23.2	1
	Brian Washington	6	59	9.8	1
1993	Brian Washington	6	128	21.3	1
1994	Marcus Turner	5	155	31.0	1
	James Hasty	5	90	18.0	0
1995	Otis Smith	6	101	16.8	1
1996	Aaron Glenn	4	113	28.3	2
1997	Otis Smith	6	158	26.3	3+
1998	Aaron Glenn	6	23	3.8	0
1999	Marcus Coleman	6	165	27.5	1
2000	Victor Green	6	144	24.0	1
2001	Aaron Glenn	5	82	16.4	1
2002	Donnie Abraham	4	49	12.3	0
2003	Aaron Beasley	3	64	20.3	0
2004	Erik Coleman	4	43	10.8	0
2005	Ty Law	10	195	19.5	1
2006	Kerry Rhodes	4	46	11.5	0
2007	Kerry Rhodes	5	76	15.2	0
2008	Darrelle Revis	5	38	7.6	1

*Led AFL
+Led NFL
**Led AFC

TEAM RECORDS

WINS/LOSSES/TIES

Most Games Won, Season
12 1998 16 games
11 1985 16 games
11 1968 14 games

Fewest Games Won, Season
1 1996 16 games
3 1975, 76, 77 14 games
1995 16 games

Longest Winning Streak
9 9/21-11/24/86

Most Games Lost, Season
15 1996 16 games
13 1995 16 games
12 1980,89,05,07 16 games

Fewest Games Lost, Season
3 1968 14 games
3 1982 9 games
4 1969 14 games
4 1998 16 games

Longest Losing Streak
12 12/3/95-10/20/96

Most Tie Games, Season
2 1966 14 games

First Tie Game
35-35 10/26/63 DEN

Last Tie Game
17-17 10/2/88 KC

POINTS

Most Points, Season
419 1968 14 games
416 1998 16 games
405 2008 16 games

Fewest Points, Season
169 1976 14 games
191 1977 14 games
212 1971 14 games

Most Points Allowed, Season
454 1996 16 games
433 1975 14 games
423 1962 14 games

Fewest Points Allowed, Season
166 1982 9 games
247 1993 16 games
264 1985 16 games

Most Points, Game
62 TB 11/17/85
56 ARI 9/28/08
52 HOU 9/18/66

Most Points, Both Teams, Game
96 MIA (51-45) 9/21/86
93 at LA (AFL) (43-50) 12/18/60
91 at DEN (46-45) 11/22/62
ARI (56-35) 9/28/08

Fewest Points, Game
0 22 times (last CHI, 11/19/06)

Fewest Points, Both Teams, Game
3 at WAS (3-0) 12/11/93
6 PIT (6-0) 12/14/03
6 at NE (6-0) 11/28/93

Most Points Allowed, Game
56 at HOU 10/14/62
56 at NE 9/9/79
55 at NE 10/29/78

Fewest Points Allowed, Game
0 9 times
PIT (6-0) 12/14/03
at MIA (24-0) 11/18/01
TB (31-0) 12/14/97
at WAS (3-0) 12/11/93

(Points, continued)
at NE (6-0) 11/28/93
BAL (37-0) 11/21/82
BAL (25-0) 11/29/81
TB (34-0) 11/14/76
KC (17-0) 12/1/63

Most Points Scored in a Quarter
35 ARI 9/28/08 (2)
30 MIA 10/23/00 (4)
28 BOS 10/27/68 (4)
MIA 9/21/86 (2)

Most Points Allowed in a Quarter
28 at SD 11/5/61 (3)
at DAL 12/4/71 (1)
HOU 11/23/80 (4)
PIT 12/13/86 (4)
IND 9/4/01 (2)
24 at CLE 12/10/78 (4)
DEN 10/31/65 (2)

Most Points Scored in One Half
41 TB 11/17/85 (1)
40 STL 11/9/08 (1)
38 BOS 10/27/68 (2)

Most Points Allowed in One Half
41 at SD 11/5/61 (1)
at NE 10/29/78 (1)
38 at DAL 12/4/71 (1)

Largest Margin of Victory
44 STL (47-3) 11/9/08
42 HOU (45-3) 9/18/88
39 HOU (52-13) 9/18/66
BUF (42-3) 9/15/85

Largest Margin of Defeat
53 at NE (3-56) 9/9/79
48 at KC (0-48) 12/22/63
46 SD (7-53) 11/2/63

TOUCHDOWNS

Most, Season
51 1960 14 games
49 1998 16 games
46 1967 14 games

Fewest, Season
20 1976 14 games
21 1977 14 games
23 1992 16 games

Most Allowed, Season
57 1975 14 games
55 1996 16 games
53 1960 14 games

Fewest Allowed, Season
20 1982 9 games
26 1993 16 games
30 1985, 98, 04 16 games

Most, Game
8 TB 11/17/85
7 HOU 9/18/66
MIA 9/21/86
ARI 9/28/08

Most Allowed, Game
8 at HOU 10/14/62
8 at NE 9/9/79
8 at NE 10/29/78

Most, Both Teams, Game
13 MIA (51-45) 9/21/86

Most TD Passes, Both Teams, Game
10 NYJ 4, MIA 6 9/21/86
9 NYT 2, HOU 7 11/19/61
NYJ 4, MIA 5 11/27/88
8 NYT 4, HOU 4 10/23/60
NYT 5, DEN 3 11/22/62
NYJ 6, BAL 2 9/24/72
NYJ 6, ARI 2 9/28/08

(Touchdowns, continued)

Most Rushing Touchdowns, Season
23 1979 16 games
22 1968 14 games
21 1978 16 games

Fewest Rushing Touchdowns, Season
2 1995 16 games
6 1977 14 games
2007 16 games

Most Rushing TD Allowed, Season
25 1975 14 games
1963 14 games
20 five times
Last time: 1980

Fewest Rushing TD Allowed, Season
5 1982 9 games
7 1969 14 games
1970 14 games

Most Rushing Touchdowns, Game
5 NE 9/26/93

Most Rushing TD Allowed, Game
5 at BUF 12/8/63
at PIT 9/20/81

Most Passing Touchdowns, Season
33 1998 16 games
32 1960 14 games
27 1967 14 games
1986 16 games

Fewest Passing Touchdowns, Season
7 1976 14 games
11 2005 16 games
12 1991 16 games
1992 16 games

Most Passing TD Allowed, Season
35 1986 16 games
33 1996 16 games
31 1989 16 games
1979 16 games

Fewest Passing TD Allowed, Season
10 1982 16 games
14 2003 16 games
1974 14 games
2001 16 games

Most Passing Touchdowns, Game
6 HOU 9/18/66
at BAL 9/24/72
ARI 9/28/08

Most Passing TD Allowed, Game
7 at HOU 11/19/61
at HOU 10/14/62
6 at NE 9/9/79
vs. MIA 9/21/86

Most Total Return Touchdowns, Season
8 1997 16 games
1983 16 games
2001 16 games
2008 16 games

Fewest Total Return Touchdowns, Season
0 1965 14 games
1971 14 games
1 four times
1975 14 games
1977 14 games
1993 16 games
2003 16 games

Most Total Return TD Allowed, Season
10 1968 14 games
7 1967 14 games
2000 16 games
2008 16 games

(Touchdowns, continued)

Fewest Total Return TD Allowed, Season
0 1988 16 games
1 10 times
Last Time: 2006

Most Defensive* Touchdowns, Season
6 2001 16 games
5 1983 16 games
1989 16 games
1997 16 games
2008 16 games

Fewest Defensive* Touchdowns, Season
0 1965
1971 14 games
1986 16 games
2003 16 games

Most Defensive* TD Allowed, Season
7 1968 14 games
2008 16 games
6 1967 14 games
1995 16 games

Fewest Defensive* TD Allowed, Season
0 1988 16 games
1990 16 games
2004 16 games

*Includes blocked punt returns for touchdowns

POINTS AFTER TOUCHDOWNS

Most, Season
47 1960 14 games
45 1998 16 games
44 1986 16 games

Fewest, Season
16 1976 14 games
18 1971 14 games
23 1992, 2007 16 games

Most Allowed, Season
53 1975 14 games
51 1996 16 games
50 1980 16 games

Fewest Allowed, Season
19 1982 9 games
26 1993, 1998 16 games
27 1997, 2001 16 games

Most, Both Teams, Game
12 NYJ 6, MIA 6 9/21/86

TWO POINT CONVERSIONS

Most, Season
4 1967
3 2002
2 1966, 94, 96, 00

Most Allowed, Season
4 2006
2 1963, 68, 69, 94, 97, 07

Most Attempts, Game
3 at IND 11/17/96
2 Seven Times
Last: at SD 9/22/08

Most, Game
1 24 Times
Last: vs. MIA 12/28/08

FIELD GOALS

Most, Season
34 1968 14 games
32 1969 14 games
30 1991 16 games

(Field Goals, continued)

Most Attempts, Season

47	1969	14 games
46	1968	14 games
43	1991	16 games

Fewest, Season

8	1961, 71	14 games
9	1960, 63	14 games
11	1976	14 games
11	1982	9 games

Fewest Attempts, Season

16	1976	14 games
17	1982	9 games
18	1974	14 games
19	1971	14 games
19	1986	16 games

Most Against, Season

30	1995, 05	16 games
29	2000, 07	16 games
26	1984, 91, 99	16 games

Most Attempts Against, Season

41	1995	16 games
38	1991	16 games
37	1984	16 games

Fewest Against, Season

9	1968	14 games
9	1982	9 games
10	1960, 77	14 games
11	1963	14 games

Fewest Attempts Against, Season

15	1982	9 games
16	1975	14 games
17	1967	14 games

Most, Both Teams, Game

7	NYJ 6, NO 1	12/3/72
	NYJ 3, CLE 4	9/2/79
	NYJ 4, GB 3	11/3/91
	NYJ 4, BAL 3	11/2/97
	NYJ 4, SEA 3	1/2/00
	NYJ 5, IND 2	12/23/01
	NYJ 3, BUF 4	1/1/06
	NYJ 2, WAS 5	11/4/07
	NYJ 4, PIT 3	11/18/07

Most Attempts, Both Teams, Game

9	NYJ 8, BUF 1	11/3/68
	NYJ 4, BUF 5	11/9/69
	NYJ 7, NO 2	12/3/72
	NYJ 5, CLE 4,	9/2/79
	NYJ 5, GB 4	11/3/91
	NYJ 6, IND 3	12/23/01
	NYJ 4, PHI 5	10/14/07

SAFETIES

Most, Season

1	20 times

Most Allowed, Season

2	1997	16 games

FIRST DOWNS

Most, Season

344	1976	14 games
338	1998	16 games
331	1988, 1991	16 games

Fewest, Season

193	1982	9 games
195	1977	14 games
202	1971	14 games

Most Allowed, Season

349	1986	16 games
348	1980	16 games
341	1984	16 games

Fewest Allowed, Season

161	1982	9 games
178	1968	14 games
203	1967	14 games

(First Downs, continued)

Most, Game

35	TB	11/17/85	(15-18-2)
32	at MIA (OT)	10/4/81	(13-16-3)
31	at CLE	9/21/70	(12-15-4)
	MIA (OT)	9/21/86	(10-19-2)
	KC (OT)	10/2/88	(16-15-0)
	MIA	10/23/00	(3-21-7)

Fewest, Game

6	CIN	12/12/76	(5-1-0)
7	at BAL	9/19/71	(2-4-1)
	at BUF	9/29/74	(5-2-0)
	BAL	9/7/80	(1-6-0)
	IND	11/11/84	(2-5-0)
	at CAR	10/15/95	(2-5-0)

Most Allowed, Game

39	MIA	11/27/88	(13-23-3)

Fewest Allowed, Game

5	BOS	11/22/70	(0-5-0)
	at NE	9/19/82	(2-3-0)
	at BAL	12/24/00	(1-4-0)

Most Rushing, Season

153	1979	16 games

Fewest Rushing, Season

52	1963	14 games

Most Rushing Allowed, Season

157	1978	16 games

Fewest Rushing Allowed, Season

54	1982	9 games

Most Rushing, Game

20	at NE	9/19/82	(20-9-1)

Most Rushing Allowed, Game

20	at PIT	9/20/81	(20-12-1)

Most Passing, Season

207	1998	16 games

Fewest Passing, Season

67	1971	14 games

Most, Passing, Allowed, Season

216	1986	16 games

Fewest, Passing, Allowed, Season

89	1982	9 games

Most, Passing, Game

25	SF	9/21/80	(4-25-1)

Most, Passing, Against, Game

26	ARI	9/28/08	(5-26-2)

Most, Penalty, Season

34	1996	16 games

Fewest, Penalty, Season

11	1982, 94	16 games

Most, Penalty, Allowed, Season

41	1986	16 games

Fewest, Penalty, Allowed, Season

12	1967	14 games
	1993	16 games

TOTAL YARDS

Most Yards Gained, Season

5,896	1985	16 games
5,715	1998	16 games
5,5520	2008	16 games

Fewest Yards Gained, Season

3,218	1982	9 games
3,267	1971	14 games
3,499	1963	14 games

Most Yards Allowed, Season

6,050	1986	16 games
5,994	1989	16 games
5,821	1979	16 games

Fewest Yards Allowed, Season

2,629	1982	9 games
3,363	1968	14 games
3,655	1970	14 games

(Total Yards, continued)

Most Yards Gained, Game

597	MIA	11/27/88,	(426 pass, 171 rush)
581	TB	11/17/85,	(379 pass, 202 rush)
	MIA	9/21/86,	(449 pass, 132 rush)

Fewest Yards Gained, Game

72	CIN	12/12/76,	(8 pass, 64 rush)
111	TB	12/14/97,	(21 pass, 90 rush)
113	SD	12/6/64,	(80 pass, 33 rush)

Most Yards Allowed, Game

621	CIN	12/21/86,	(416 pass, 205 rush)
597	NE	9/9/79,	(365 pass, 232 rush)
584	MIA	10/23/88,	(521 pass, 63 rush)

Fewest Yards Allowed, Game

57	NE	9/19/82,	(-4 pass, 61 rush)
80	BOS	11/22/70,	(57 pass,23 rush)
84	GB	12/20/81,	(39 pass, 45 rush)

Most Consecutive Games, 300-Or-More Net Yards

14	1968-69 (16 with playoffs)
10	1981-82 (11 with playoffs)
9	1985
	1998

Most Consecutive Games, 400-Or-More Net Yards

3	1985
	1996

RUSHING

Most Yards, Season

2,646	1979	16 games
2,388	2004	16 games
2,341	1981	16 games

Fewest Yards, Season

969	1963	14 games
1,213	1962	14 games
1,279	1995	16 games

Most Yards Allowed, Season

2,737	1975	14 games
2,701	1978	16 games
2,592	1976	14 games

Fewest Yards Allowed, Season

983	1982	9 games
1,195	1968	14 games
1,283	1970	14 games

Most Rushing Yards, Game

333	at NE	10/15/72	(54 attempts)
302	IND	9/20/98	(44 attempts)
291	at KC	9/28/75	(47 attempts)

Fewest Rushing Yards, Game

5	BUF	10/30/66	(9 attempts)
10	at OAK	12/10/00	(20 attempts)
15	at NYG	12/5/99	(12 attempts)

Most Rushing Yards Allowed, Game

343	at PIT	9/20/81	(56 attempts)
330	at NE	10/18/76	(47 attempts)
328	at NE	9/18/83	(47 attempts)

Fewest Rushing Yards Allowed, Game

17	OAK	10/10/64	(17 attempts)
	at NE	10/12/86	(10 attempts)
18	KC	11/27/66	(36 attempts)

Most Rushing Yards Both Teams Game

489	NYJ 229, at DET 260	11/23/72
470	NYJ 232, WAS 238	12/5/76
469	NYJ 333, NE 136	10/15/72

Fewest Rushing Yards Both Teams Games

52	NYJ 27, HOU 25	11/26/06
70	NYJ 43, HOU 27	10/13/91
104	NYJ 46, BOS 58	9/27/64

Most Attempts, Season

634	1979	16 games
571	1981	16 games
564	1985	16 games

(Rushing, continued)

Fewest Attempts, Season

304	1982	9 games
306	1963	14 games
317	1962	14 games

Most Attempts Against, Season

600	1978	16 games
582	1976	14 games
575	1977	14 games

Fewest Attempts Against, Season

269	1982	9 games
343	1969	14 games
368	1968	14 games

Most Rushing Attempts, Game

58	at NE	10/14/73	(232 yards)
54	at NE	10/15/72	(333 yards)
53	at NE	12/7/75	(205 yards)
	at NE	11/15/81	(166 yards)

Fewest Rushing Attempts, Game

8	at DEN	11/11/05	(19 yards)
9	BUF	10/30/66	(5 yards)
11	DEN	12/3/76	(40 yards)
	SF	9/21/80	(47 yards)
	IND	12/7/97	(33 yards)
	MIA	9/14/03	(21 yards)

Most Rushing Attempts Against, Game

64	at BUF	9/21/75	(309 yards)
62	BUF	9/16/73	(304 yards)
61	at BUF	9/29/74	(223 yards)

Fewest Rushing Attempts Against, Game

10	at NE	10/12/86	(17 yards)
11	MIA	11/27/94	(38 yards)
12	SD	11/24/68	(45 yards)
	DEN	10/20/86	(47 yards)
	SEA	1/2/00	(33 yards)

Most Rushing Attempts, Both Teams, Game

94	NYJ 33, at BUF 61	9/29/74
	NYJ 41, DAL 53	12/21/75
89	NYJ 41, at SD 48	12/15/75
	NYJ 51, CLE 38	9/2/79

Fewest Rushing Attempts, Both Teams Game

36	NYJ 21, HOU 15	10/13/91
38	NYJ 13, BUF 25	11/8/64
39	NYT 23, DEN 16	9/24/61
	NYJ 28, MIA 11	11/27/94

Highest Average Gain, Rushing, Game (Min. 15 Attempts)

9.1	CHI	9/25/94	(18-164)
8.0	at DEN	11/8/92	(20-159)
7.9	at OAK	12/3/66	(22-173)

Lowest Average Gain, Rushing, Game (Min. 15 Attempts)

0.5	at OAK	12/10/00	(20-10)
1.0	vs. HOU	11/26/06	(26-27)
1.3	at NYG	12/5/99	(12-15)

PASSING

Most Net Yards, Season

3,924	2000	16 games
3,845	1967	14 games
3,836	1998	16 games

Fewest Net Yards, Season

1,379	1971	14 games
1,606	1976	14 games
1,901	1982	9 games

Most Net Yards Allowed, Season

4,389	1986	16 games
4,115	1979	16 games
3,858	1989	16 games

Fewest Net Yards Against, Season

1,646	1982	9 games
1,950	1973	14 games
2,055	1971	14 games

(Passing, continued)

Most Net Passing Yards, Game

490	at BAL	9/24/72	(15-28)
473	at BAL	12/24/00	(36-69)
449	MIA	9/21/86	(29-43)

Fewest Net Passing Yards, Game

-1	DAL	12/21/75	(2-13)
0	at NE	10/14/73	(1-7)
8	at NE	10/10/71	(4-25)
	CIN	12/12/76	(7-28)

Most Net Passing Yards Allowed, Game

521	at MIA	10/23/88	(35-60)
468	ARI	9/28/08	(40-57)
446	at MIA	9/24/89	(34-56)

Fewest Net Passing Yards Allowed, Game

-4	at NE	9/19/82	(6-17)
0	at BUF	9/29/74	(0-2)
6	at DEN	11/15/64	(7-21)

Most Net Yards Passing Both Teams Game

884	NYJ 449, MIA 435	9/21/86
822	NYJ 490, at BAL 332	9/24/72
779	NYJ 426, MIA 353,	11/27/88

Fewest Net Yards Passing Both Teams Game

33	NYJ 33, at BUF 0	9/29/74
58	NYJ 0, at NE 58	10/14/73
87	NYJ 1, DAL 86	12/21/75

Most Attempts, Season

637	2000	16 games
589	1995	16 games
570	1989	16 games

Fewest Attempts, Season

278	1971	14 games
279	1982	9 games
347	1972	14 games

Most Attempts Against, Season

603	1986	16 games
574	1999	16 games
572	2008	16 games

Fewest Attempts Against, Season

296	1973	14 games
297	1982	9 games
316	1975	14 games

Most Pass Attempts, Game

69	at BAL	12/23/00	(36 comp)
63	SEA	12/6/98	(42 comp)
62	DEN	12/3/67	(25 comp)
	BAL	10/18/70	(34 comp)

Fewest Pass Attempts, Game

7	at NE	10/14/73	(1 comp)
9	KC	11/7/71	(3 comp)
	at NE	10/15/72	(5 comp)

Most Pass Attempts Allowed, Game

60	at MIA	10/23/88	(35 comp)
	at CHI	11/23/97	(32 comp)
58	at MIN	12/26/82	(33 comp)

Fewest Pass Attempts Allowed, Game

2	at BUF	9/29/74	(0 comp)
5	BUF	12/16/73	(3 comp)
7	CIN	12/8/68	(3 comp)

Most Pass Attempts, Both Teams, Game

104	NYJ 49, MIA 55	10/18/87
	NYJ 58, at SF 46	9/6/98
97	NYJ 37, at MIA 60	10/23/88

Fewest Pass Attempts, Both Teams, Game

20	NYJ 18, at BUF 2	9/29/74
25	NYJ 7, at NE 18	10/14/73
28	NYJ 13, DAL 15	12/21/75

(Passing, continued)

Most Pass Completions, Season

352	2000	16 games
347	2008	16 games
339	1996	16 games

Fewest Pass Completions, Season

119	1971	14 games
165	1982	9 games
170	1977	14 games

Most Pass Completions Allowed, Season

368	2008	16 games
359	2002	16 games
348	1986	16 games

Fewest Pass Completions Allowed, Season

150	1973	14 games
159	1982	9 games
163	1971	14 games

Most Pass Completions, Game

42	SF	12/21/80	(60 attempts)
	SEA	12/6/98	(63 attempts)
37	LA (NFC)	9/25/83	(50 attempts)

Fewest Pass Completions, Game

1	at NE	10/14/73	(7 attempts)
2	at BUF	9/29/74	(18 attempts)
	DAL	12/21/75	(13 attempts)

Most Pass Completions Allowed, Game

40	ARI	9/28/08	(57 attempts)
39	HOU	11/26/06	(54 attempts)
36	at BAL	12/15/74	(54 attempts)
35	at MIA	10/23/88	(60 attempts)

Fewest Pass Completions Allowed, Game

0	at BUF	9/29/74	(2 attempts)
3	CIN	12/8/68	(7 attempts)
	BUF	12/16/73	(5 attempts)
	TB	12/14/97	(22 attempts)

Most Completions, Both Teams, Game

64	NYJ 24, ARI 40	9/28/08
63	NYJ 42, SF 21	9/21/80
	NYJ 24, HOU 39	11/26/06
61	NYJ 27, at MIA 34	9/24/89

Fewest Completions, Both Teams, Game

2	NYJ 2, BUF 0	9/28/74
8	NYJ 2, DAL 6	12/21/75
9	NYJ 1, NE 8	10/14/73

PUNT RETURNS

Most Yards, Season

674	1997	16 games
497	1987	15 games
480	1961	14 games

Fewest Yards, Season

116	1975	14 games
120	1960	14 games
133	1996	16 games

Most Yards Allowed, Season

753	1995	16 games
609	1978	16 games
531	1968	14 games

Fewest Yards Allowed, Season

121	1966	14 games
149	1981	16 games
153	1982	9 games

Most Yards, Game

142	DEN	9/24/61	(5 returns)
128	at NO	11/21/83	(3 returns)
117	TB	11/14/76	(7 returns)

(Punt Returns, continued)

Fewest Yards, Game

-16	at BUF	11/24/96	(1 returns)
-10	BAL	10/24/76	(2 returns)
-4	at BOS	9/27/70	(2 returns)
	MIA	11/1/04	(4 returns)

Most Yards Allowed, Game

173	at BAL	12/24/00	(4 returns)
139	SD	11/5/61	(4 returns)
126	DEN	12/3/67	(5 returns)

Fewest Yards Allowed, Game

-6	at PIT	12/12/04	(2 ret)
-4	at NE	11/15/81	(3 ret)
-3	IND	12/5/93	(1 ret)
	at MIA	9/18/94	(2 ret)

Most Returns, Game

8	at MIA	9/9/66	(80 yards)

Most Returns Allowed, Game

8	BUF	10/25/70	(67 yds)

KICKOFF RETURNS

Most Yards, Season

1,728	2005	16 games
1,713	2002	16 games
1,704	1975	14 games

Fewest Yards, Season

667	1982	9 games
675	1993	16 games
985	1969	14 games

Most Yards Allowed, Season

1,785	1960	14 games
1,674	1969	14 games
1,664	1968	14 games

Fewest Yards Allowed, Season

552	1992	16 games
743	1982	9 games
899	1976	14 games

Most Yards, Game

291	at SD	9/22/08	(9 ret)
290	at BUF	9/8/02	(7 ret)
268	at BUF	9/29/68	(8 ret)

Most Yards Allowed, Game

274	at BAL	9/24/72	(7 ret)
220	HOU	10/23/60	(4 ret)
198	at SD	11/24/68	(7 ret)
	at NE	11/15/99	(5 ret)

Most Returns, Game

10	at LAC	12/18/60	(257 yards)

Most Returns Allowed, Game

9	BOS	9/22/68	(195 yards)
	(@ Birmingham, AL)		
	TB	11/17/85	(164 yards)

Most Returns, Game

10	at CHARGERS	12/18/60	(257 yards)

Most Returns Allowed, Game

9	BOS	9/22/68	(195 yards)
	@ Birmingham, AL		
	TB	11/17/85	(164 yards)

TURNOVERS

Most Turnovers, Season

55	1962	14 games
52	1961	14 games
50	1960	14 games

Fewest Turnovers, Season

16	2004	16 games
18	1982	9 games
19	2002	16 games

Most Opponents' Turnovers, Season

46	1961	14 games

(Turnovers, continued)

45	1962	14 games
	1969	14 games
44	1964	14 games

Fewest Opponent Turnovers, Season

20	2003	16 games
21	2007	16 games
23	2002	16 games

Most Turnovers, Game

10	vs. NE	11/21/76	
8	vs. MIA	10/19/75	
7	at KC	12/22/63	
	at BOS	9/27/64	
	at DEN	11/15/64	
	vs. CIN	12/12/76	
	vs. SEA	9/11/83	
	at PIT	9/13/92	

Most Opponents' Turnovers, Game

9	at HOU	12/6/69	
8	vs. BOS	10/27/68	
	at BAL	9/23/73	
	vs. NE	11/11/73	
7	vs. DAL	12/3/61	
	at BUF	9/22/62	
	vs. MIN	10/15/79	
	vs. ARI	9/28/08	

Most Turnovers, Both Teams, Game

13	NYJ (4), at HOU (9)	12/6/69
	NYJ (10), NE (3)	1/21/76

Fewest Turnovers, Both Teams, Game

0 16 times
Last: NYJ (0), KC (0) 12/30/07

Best Turnover Margin, Game

+7	NYJ (1), at BAL (8)	9/23/73
	NYJ (0), MIN (7)	10/15/79
+6	NYJ (0), CIN (6)	9/16/84
	Jets (1), ARI (7)	9/28/08
+5	17 games	

Worst Turnover Margin, Game

-7	NYJ (10), NE (3)	11/21/76
-6	NYJ (6), DEN (0)	12/3/67
	NYJ (8), MIA (2)	0/19/75
-5	8 games	

INTERCEPTIONS

Most Interceptions By, Season

34	1964	14 games
29	1962, 1969	14 games
28	1968	14 games

Fewest By, Season

11	1976, 1977	14 games
	1996, 2003	16 games
13	1971	14 games
14	2008	16 games

Most Thrown, Season

35	1962	14 games
33	1964, 1975	14 games
32	1961	14 games

Fewest Thrown, Season

8	1985	16 games
9	1982	9 games
10	1997	16 games

Most Return Yards By, Season

477	1964	14 games
456	1968	14 games
443	1999	16 games

Fewest Return Yards By, Season

56	2006	16 games
98	1975	14 games
110	2007	16 games

(Interceptions, continued)

Most Return Yards Allowed, Season
711 1967 14 games
670 1961 14 games
545 2000 16 games

Fewest Return Yards Allowed, Season
100 1997 16 games
101 1985 16 games
105 1991 16 games

Most Interceptions By NYJ, Game
8 at BAL 9/23/73 (105 yards)
6 at HOU 12/6/69 (86 yards)
5 at DEN 10/3/99 (55 yards)

Most Thrown By NYJ, Game
7 NE 11/21/76 (145 yards)
6 six times
Last Time: CIN, 12/12/76, 59 yards

Most Passes Had Intercepted, Both Teams, Game
9 NYJ (5), OAK (4) 9/28/63
NYJ (6), HOU (3) 10/15/67
NYJ (6) BAL (3) 10/18/70
NYJ (1), at BAL (8), 9/23/73

Most Return Yards By, Game
163 NE 10/11/81 (4 returns)
156 HOU 11/23/80 (4 returns)
at MIN 11/20/94 (4 returns)

Most Return Yards Against, Game
235 at BUF 9/29/68 (5 returns)
225 HOU 10/15/67 (6 returns)
188 at DAL 12/17/61 (3 returns)

Most Consecutive Games With An Interception, Jets
22 1960-62
19 1965-66
17 1963-65

FUMBLES

Most, Season
44 1976 14 games
39 1995 16 games
38 1981, 1993 16 games

Fewest, Season
15 1964, 1967 14 games
16 2002 16 games
18 1969 14 games
1982 9 games
2003 16 games

Most by Opponent, Season
48 1986 16 games
42 1985 16 games
38 1991 16 games

(Fumbles, continued)

Fewest by Opponent, Season
7 1997 16 games
16 1966 14 games
2002, 2006 16 games
17 2003 16 games

Most Fumbles Lost, Season
25 1976 14 games
21 1961 14 games
1985 16 games
19 1987 15 games
2005 16 games

Fewest Fumbles Lost, Season
5 2004 16 games
6 1999, 03, 07 16 games
7 1964 14 games

Most Fumbles Lost by Opponent, Season
21 1976 14 games
1994 16 games
20 1960, 61, 62 14 games
1985 16 games
19 1972 14 games
1978, 1991 16 games

Fewest Fumbles Lost by Opponent, Season
6 1967 14 games
2007 16 games
7 2005 16 games
8 1966 14 games
2002 16 games

Most Fumbles, Game
7 at HOU 9/12/65 (4 lost)
at KC 9/11/05(2 lost)
NO 10/26/86(2 lost)

Most Fumbles Lost, Game
4 at HOU 9/12/65(7 fumbles)
at MIA 9/26/76(4 fumbles)
SEA 9/11/83(4 fumbles)

PENALTIES

Most, Season
135 1987 15 games
131 1986 16 games
121 1995 16 games

Fewest, Season
53 1960, 1964 14 games
55 1963 14 games
58 1965 14 games

Most by Opponent, Season
114 2005 16 games
114 1985 16 games
109 1998 16 games

(Penalties, continued)

Fewest by Opponent, Season
44 1982 9 games
63 1994 16 games
65 1968 14 games

Most Yards Penalized, Season
1,078 1995 16 games
1,059 1983 16 games
1,055 1987 15 games

Fewest Yards Penalized, Season
477 1964 14 games
486 2007 16 games
507 2001 16 games

Most Yards Penalized, Opponent, Season
981 2005 16 games
967 1998 16 games
951 1963, 1964 14 games
1981 16 games

Fewest Yards Penalized, Opponent, Season
345 1982 9 games
489 1994 16 games
620 2003 16 games

Most, Game
17 MIA 10/18/87 (100 yards)
15 HOU 9/27/81 (116 yards)
at BUF 9/13/87 (103 yards)
IND 9/8/96 (100 yards)

Most by Opponent, Game
16 at CIN 10/6/85 (123 yards)
DAL 10/4/87 (131 yards)
15 BUF 11/13/83 (110 yards)
at JAX 10/13/96 (123 yards)

Most Yards Penalized, Game
161 at CLE 9/21/70 (13 penalties)
150 DAL 10/4/87 (10 penalties)
145 at OAK 11/17/68 (13 penalties)

Fewest Yards Penalized, Game
0 six times (last PHI, 10/14/07)

Most Yards Penalized, Opponent, Game
148 at SD 10/13/63 (7 penalties)
136 OAK 11/30/69 (10 penalties)
131 DAL 10/4/87 (16 penalties)

Fewest Yards Penalized, Opponent, Game
0 at BOS 11/19/67
at IND 10/30/94

SACKS

(Became official NFL statistic in 1982)

Most, Season
66 1981 16 games
49 1985 16 games
48 1983 16 games

Least, Season
16 1976 14 games
19 1975 14 games
20 1960 14 games
20 1982 9 games

Most Allowed, Season
66 1987 15 games
62 1985 16 games
1989 16 games

Least Allowed, Season
9 1966 14 games
16 1969 14 games
17 1972 14 games
1965 14 games
*19 2001 16 games
*best since 1982

Most, Game
10 BUF 11/23/61
at HOU 12/6/69
at NYG 11/1/81
GB 12/20/81

Most Allowed, Game
11 DAL 10/4/87
10 LA-A 9/8/85
9 at HOU 10/4/62
at NE 9/9/79
SF 10/29/89
DEN 9/1/96

MOST RUSHING YARDS BY A JETS QB (SINCE 1970)

Quarterback	Date	Opp	Att.-Yards
1. B. Bollinger	12/11/05	OAK	6-56
2. R. Todd	12/14/80	at NO	4-53
3. K. Clemens	11/4/07	WAS	7-48
4. A. Woodall	11/8/70	PIT	5-43

OFFENSE YEAR-BY-YEAR

Year	First Downs	Total Plays	Total Net Yards	Average Per Game	Net Rush Yards	Average Per Game	Total Pass Yards	Average Per Game	Points	Sacked	Int	FL	Giveaways
1960	286*	999	4,794*	(342.4)	1,460	(104.3)	3,334	(238.1)	382	40	28	20	48
1961	247	927	4,065	(290.4)	1,678	(119.9)	2,387	(170.5)	301	41	32	20	52
1962	206	876	3,955	(282.5)	1,213	(86.6)	2,742	(195.9)	278	54	35	20	55
1963	200	820	3,499	(249.9)	969	(69.2)	2,530	(180.7)	249	34	29	15	44
1964	209	861	3,889	(277.8)	1,457	(104.1)	2,432	(173.7)	278	27	33	7	40
1965	213	843	4,065	(290.4)	1,476	(105.4)	2,589	(184.9)	285	17	22	18	40
1966	254	899	4,906	(350.4)	1,442	(103.0)	3,464*	(247.4)	322	9	29	10	39
1967	282+	932	5,152*	(368.0)	1,307	(93.4)	3,845+	(274.6)	371	28	29	8	37
1968	249	921	5,047	(360.5)	1,608	(114.9)	3,439	(245.6)	419	18	19	15	34
1969	252	879	4,583	(327.4)	1,782	(127.3)	2,801	(200.1)	353	16	20	16	36
1970	230	884	3,960	(263.6)	1,653	(118.1)	2,307	(164.8)	255	35	23	11	34
1971	202	786	3,267	(233.4)	1,888	(134.9)	1,379	(98.5)	212	23	16	14	30
1972	250	825	4,787	(341.9)	2,010	(143.6)	2,777	(198.4)	367	17	22	9	31
1973	222	863	3,920	(280.0)	1,864	(133.1)	2,056	(146.9)	240	37	22	17	39
1974	234	832	4,061	(290.1)	1,625	(116.1)	2,436	(174.0)	279	19	24	8	32
1975	266	919	4,230	(302.1)	2,079	(148.5)	2,151	(153.6)	258	34	33	8	41
1976	220	876	3,530	(252.1)	1,924	(137.4)	1,606	(114.7)	169	45	28	25	53
1977	195	832	3,620	(258.6)	1,618	(115.6)	2,002	(143.0)	191	35	26	14	40
1978#	277	993	4,857	(303.6)	2,250	(140.6)	2,607	(162.9)	359	43	28	9	37
1979	299	1,035	5,244	(327.8)	2,646+	(165.4)	2,598	(162.4)	337	32	25	13	38
1980	289	993	4,882	(305.1)	1,873	(117.1)	3,009	(188.1)	302	42	30	11	41
1981	318	1,108	5,396	(337.3)	2,341	(146.3)	3,055	(190.9)	355	30	14	17	31
1982##	193	606	3,218	(357.6)	1,317	(146.3)	1,901	(211.2)	245	23	9	9	18
1983	313	1,076	5,493	(343.3)	2,068	(129.3)	3,425	(214.1)	313	43	28	19	47
1984	310	1,044	5,148	(321.8)	2,189	(136.8)	2,959	(184.9)	332	52	21	13	34
1985	344	1,123	5,896	(368.5)	2,312	(144.5)	3,584	(224.0)	393	62	8	21	29
1986	319	1,072	5,375	(335.9)	1,729	(108.1)	3,646	(227.9)	364	45	21	16	37
1987%	292	1,041	4,630	(308.7)	1,671	(111.4)	2,959	(197.3)	334	66	15	19	34
1988	331	1,094	5,215	(325.9)	2,132	(133.3)	3,083	(192.7)	372	42	11	16	27
1989	292	1,032	5,011	(313.2)	1,596	(99.8)	3,415	(213.4)	253	62	24	17	41
1990	295	967	4,886	(305.4)	2,127	(132.9)	2,759	(172.4)	295	40	11	13	24
1991	331	1,059+	5,316	(332.3)	2,160	(135.0)	3,156	(197.3)	314	33	12	13	25
1992	252	958	4,431	(276.9)	1,752	(109.5)	2,679	(167.4)	220	39	24	15	39
1993	304	1,031	5,212	(325.8)	1,880	(117.5)	3,332	(208.3)	270	21+	12	16	28
1994	265	983	4,703	(293.9)	1,566	(97.9)	3,137	(196.1)	264	28	18	10	28
1995	254	1,001	4,067	(254.2)	1,279	(79.9)	2,788	(174.3)	233	47	24	18	42
1996	319	1,077	5,208	(325.5)	1,583	(98.9)	3,625	(226.6)	279	41	30	16	46
1997	291	1,043	4,727	(295.4)	1,485	(92.8)	3,242	(202.6)	348	48	10	12	22
1998	338	1,057	5,715	(357.2)	1,879	(117.4)	3,836	(239.8)	416	25	13	11	24
1999	268	999	4,752	(297.0)	1,961	(122.6)	2,791	(174.4)	308	37	16	6	22
2000	308	1,075	5,395	(337.2)	1,471	(91.9)	3,924	(245.3)	321	20++	29	11	40
2001	274	928	4,795	(299.7)	2,054	(128.4)	2,741	(171.3)	308	19**	14	7	21**
2002	300	917	5,036	(341.8)	1,618	(101.1)	3,418	(213.6)	359	32	10	9	19
2003	274	936	4,951	(309.4)	1,635	(102.2)	3,316	(207.3)	283	31	14	6	20
2004	313	996	5,438	(339.9)	2,388	(149.3)	3,050	(190.6)	333	31	11	5	16
2005	251	907	3,970	(248.1)	1,328	(83.0)	2,642	(165.1)	240	53	15	19	34
2006	289	1,013	4,891	(305.7)	1,738	(108.6)	3,153	(197.1)	316	34	16	9	25
2007	286	1,011	4,715	(294.7)	1,701	(106.3)	3,014	(188.4)	268	53	19	6	25
2008	308	981	5,307	(331.7)	2,004	(125.3)	3,303	(206.4)	405	30	23	8	31

+ = Led Pro Football; * = Led AFL; ** = Led AFC; # = Length of season went from 14 to 16 games
= Length of season was 9 games; % = Length of season was 15 games
Underline indicates Jets record
Ball control plays include rushes, passes and sacks
Numbers in parentheses indicate yards per game average

DEFENSE YEAR-BY-YEAR

Year	First Downs	Total Plays	Total Net Yards	Average Per Game	Net Rush Yards	Average Per Game	Total Pass Yards	Average Per Game	Points	Sacked	Int	FL	Takeaways
1960	252	884	4,699	(333.5)	1,750	(125.0)	2,919	(208.5)	399	20	24	16	40
1961	242	905	4,677	(334.1)	1,880	(134.3)	2,797	(199.8)	390	31	25	21	46
1962	253	906	4,655	(332.5)	2,049	(146.4)	2,606	(186.1)	423	36	29	16	45
1963	280	899	5,166	(369.0)	2,129	(152.1)	3,037	(216.9)	399	23	21	15	36
1964	245	908	4,916	(351.1)	1,675	(119.6)	3,241	(231.5)	315	28	34	10	44
1965	303	927	4,213	(300.9)	1,551	(110.8)	2,662	(190.1)	303	23	26	12	38
1966	231	890	4,278	(305.6)	1,524	(108.9)	2,754	(196.7)	312	35	21	8	29
1967	203	849	3,775	(369.6)	1,633	(116.6)	2,142	(153.0)	329	39	27	6	33
1968	178+	814*	3,363*	(240.2)	1,195++	(85.4)	2,186	(156.1)	280	43	28	9	37
1969	229	822	4,082	(291.6)	1,326	(94.7)	2,756	(196.9)	269	42	29	13	42
1970	216	826	3,655**	(261.1)	1,283**	(91.6)	2,372	(169.4)	286	35	22	11	33
1971	235	841	4,357	(311.2)	2,302	(164.4)	2,055	(146.8)	299	27	13	10	23
1972	255	866	4,709	(336.4)	2,072	(148.0)	2,637	(188.4)	324	27	19	12	31
1973	226	860	4,178	(298.4)	2,228	(159.1)	1,950	(139.3)	306	26	19	19	38
1974	267	911	4,297	(308.9)	2,240	(160.0)	2,057	(146.9)	300	25	17	9	26
1975	308	909	5,456	(389.7)	2,737	(195.5)	2,719	(194.2)	433	19	15	13	28
1976	277	972	4,916	(351.1)	2,592	(185.1)	2,324	(166.0)	383	16	11	21	32
1977	283	978	4,648	(332.0)	2,245	(160.4)	2,403	(171.6)	300	26	11	17	28
1978#	324	1,069	5,524	(345.3)	2,701	(168.8)	2,823	(176.4)	364	22	23	17	40
1979	331	1,094	5,821	(363.8)	1,706	(106.6)	4,115	(257.2)	383	22	21	19	40
1980	348	1,080	5,615	(350.9)	1,951	(121.9)	3,664	(229.0)	395	28	23	9	32
1981	291	1,036	4,871**	(304.4)	1,867	(116.7)	3,004	(187.8)	287	66+	21	15	36
1982##	161	587	2,629	(292.1)	983	(109.2)	1,646	(182.9)	166	20	17	9	26
1983	298	1,058	5,301	(331.3)	2,378	(148.6)	2,923	(182.7)	331	48	28	14	42
1984	341	1,052	5,566	(347.9)	2,064	(129.0)	3,502	(218.9)	364	44	15	18	33
1985	275	989	4,771	(298.2)	1,516**	(94.8)	3,255	(203.4)	264	49	22	20	42
1986	349	1,081	6,050	(378.1)	1,661	(103.8)	4,389	(274.3)	386	28	20	18	38
1987%	300	993	5,041	(336.1)	1,835	(122.3)	3,206	(213.7)	360	29	18	11	29
1988	310	1,038	5,633	(352.1)	2,124	(132.8)	3,509	(219.3)	354	45	24	16	40
1989	328	1,059	5,994	(374.6)	2,136	(133.5)	3,858	(241.1)	411	28	15	9	24
1990	318	977	5,455	(340.0)	2,018	(126.1)	3,437	(214.8)	354	38	18	11	29
1991	298	954	4,981	(311.3)	1,442**	(90.1)	3,539	(221.2)	293	35	18	19	37
1992	276	961	4,880	(305.0)	1,919	(119.9)	2,961	(185.1)	315	36	21	18	39
1993	266**	949	4,712	(294.5)	1,473	(92.1)	3,239	(202.4)	247	32	19	18	37
1994	315	1,014	5,338	(333.6)	1,809	(113.1)	3,529	(220.6)	320	29	17	21	38
1995	301	1,066	4,756	(297.3)	2,016	(126.0)	2,740	(171.3)	384	43	17	17	34
1996	304	1,023	5,564	(347.8)	2,200	(137.5)	3,364	(210.3)	454	28	11	15	26
1997	301	1,057	3,421	(332.5)	1,899	(213.8)	3,421	(287.0)	301	29	18	7	25
1998	263	980	4,699	(293.7)	1,659	(103.7)	3,040	(190.0)	263	36	21	9	30
1999	299	1,030	5,379	(336.2)	1,703	(106.4)	3,676	(229.8)	309	26	24	11	35
2000	267	1,033	4,820	(301.3)	1,888	(118.0)	2,932	(183.3)	321	40	21	14	35
2001	284	1,030	5,153	(322.1)	2,154	(134.6)	2,999	(187.4)	295	33	20	19	39
2002	313	1,008	5,463	(341.4)	1,973	(123.3)	3,490	(218.1)	336	30	15	8	23
2003	316	1,032	5,319	(332.4)	2,294	(143.4)	3,025	(189.1)	299	35	11	9	20
2004	282	966	4,878	(305.0)	1,566	(97.9)	3,312	(207.0)	261	37	19	14	33
2005	321	1,047	4,940	(308.8)	2,185	(136.6)	2,755	(172.2)	355	30	21	7	28
2006	312	1,020	5,306	(331.6)	2,084	(130.3)	3,222	(201.4)	295	35	16	9	25
2007	315	1,016	5,310	(331.9)	2,156	(134.8)	3,154	(197.1)	355	29	15	6	21
2008	315	1,020	5,270	(329.4)	1,518	(94.9)	3,752	(234.5)	356	41	14	16	30

+ = Led Pro Football; * = Led AFL; ** = Led AFC; # = Length of season went from 14 to 16 games
= Length of season was 9 games; % = Length of season was 15 games
Underline indicates Jets record
Ball control plays include rushes, passes and sacks
Numbers in parentheses indicate yards per game average

JETS DIVISIONAL HISTORY

1960: AFL FOUNDED – TWO FOUR-TEAM DIVISIONS

Year	W	L	T	Place	Division	Division Teams
1960	2	4	0	2nd	AFL East	Buffalo Bills, Boston Patriots, Houston Oilers
1961	3	3	0	3rd	AFL East	Buffalo Bills, Boston Patriots, Houston Oilers
1962	1	5	0	4th	AFL East	Buffalo Bills, Boston Patriots, Houston Oilers

1963: NEW YORK CHANGES NAME FROM TITANS TO JETS

Year	W	L	T	Place	Division	Division Teams
1963	2	4	0	4th	AFL East	Buffalo Bills, Boston Patriots, Houston Oilers
1964	2	4	0	3rd	AFL East	Buffalo Bills, Boston Patriots, Houston Oilers
1965	3	3	0	2nd	AFL East	Buffalo Bills, Boston Patriots, Houston Oilers

1966: AFL EXPANDED FROM EIGHT TO NINE TEAMS

Year	W	L	T	Place	Division	Division Teams
1966	4	3	1	3rd	AFL East	Buffalo Bills, Boston Patriots, Houston Oilers, Miami Dolphins
1967	5	1	1	2nd	AFL East	Buffalo Bills, Boston Patriots, Houston Oilers, Miami Dolphins
1968*	7	1	0	1st	AFL East	Buffalo Bills, Boston Patriots, Houston Oilers, Miami Dolphins
1969*	8	0	0	1st	AFL East	Buffalo Bills, Boston Patriots, Houston Oilers, Miami Dolphins

1970: FIRST YEAR OF AFL-NFL MERGER

Year	W	L	T	Place	Division	Division Teams
1970	2	6	0	3rd	AFC East	Buffalo Bills, Boston Patriots, Baltimore Colts, Miami Dolphins

1971: PATRIOTS CHANGE NAME FROM BOSTON TO NEW ENGLAND

Year	W	L	T	Place	Division	Division Teams
1971	4	4	0	T3rd	AFC East	Buffalo Bills, New England Patriots, Baltimore Colts, Miami Dolphins
1972	6	2	0	2nd	AFC East	Buffalo Bills, New England Patriots, Baltimore Colts, Miami Dolphins
1973	4	4	0	T4th	AFC East	Buffalo Bills, New England Patriots, Baltimore Colts, Miami Dolphins
1974	4	4	0	T3rd	AFC East	Buffalo Bills, New England Patriots, Baltimore Colts, Miami Dolphins
1975	2	6	0	T4th	AFC East	Buffalo Bills, New England Patriots, Baltimore Colts, Miami Dolphins
1976	2	6	0	4th	AFC East	Buffalo Bills, New England Patriots, Baltimore Colts, Miami Dolphins
1977	2	6	0	T4th	AFC East	Buffalo Bills, New England Patriots, Baltimore Colts, Miami Dolphins
1978	6	2	0	3rd	AFC East	Buffalo Bills, New England Patriots, Baltimore Colts, Miami Dolphins
1979	4	4	0	3rd	AFC East	Buffalo Bills, New England Patriots, Baltimore Colts, Miami Dolphins
1980	2	6	0	5th	AFC East	Buffalo Bills, New England Patriots, Baltimore Colts, Miami Dolphins
1981*	6	1	1	2nd	AFC East	Buffalo Bills, New England Patriots, Baltimore Colts, Miami Dolphins
1982*	2	2	0	NA	AFC East	Buffalo Bills, New England Patriots, Baltimore Colts, Miami Dolphins
1983	3	5	0	T4th	AFC East	Buffalo Bills, New England Patriots, Baltimore Colts, Miami Dolphins

1984: COLTS MOVE FROM BALTIMORE TO INDIANAPOLIS

Year	W	L	T	Place	Division	Division Teams
1984	3	5	0	3rd	AFC East	Buffalo Bills, New England Patriots, Indianapolis Colts, Miami Dolphins
1985*	6	2	0	T2nd	AFC East	Buffalo Bills, New England Patriots, Indianapolis Colts, Miami Dolphins
1986*	6	2	0	2nd	AFC East	Buffalo Bills, New England Patriots, Indianapolis Colts, Miami Dolphins
1987	3	5	0	5th	AFC East	Buffalo Bills, New England Patriots, Indianapolis Colts, Miami Dolphins
1988	3	5	0	4th	AFC East	Buffalo Bills, New England Patriots, Indianapolis Colts, Miami Dolphins
1989	2	6	0	5th	AFC East	Buffalo Bills, New England Patriots, Indianapolis Colts, Miami Dolphins
1990	2	6	0	4th	AFC East	Buffalo Bills, New England Patriots, Indianapolis Colts, Miami Dolphins
1991*	4	4	0	T2nd	AFC East	Buffalo Bills, New England Patriots, Indianapolis Colts, Miami Dolphins
1992	3	5	0	4th	AFC East	Buffalo Bills, New England Patriots, Indianapolis Colts, Miami Dolphins
1993	5	3	0	3rd	AFC East	Buffalo Bills, New England Patriots, Indianapolis Colts, Miami Dolphins
1994	4	4	0	5th	AFC East	Buffalo Bills, New England Patriots, Indianapolis Colts, Miami Dolphins
1995	1	7	0	5th	AFC East	Buffalo Bills, New England Patriots, Indianapolis Colts, Miami Dolphins
1996	0	8	0	5th	AFC East	Buffalo Bills, New England Patriots, Indianapolis Colts, Miami Dolphins
1997	2	6	0	T2nd	AFC East	Buffalo Bills, New England Patriots, Indianapolis Colts, Miami Dolphins
1998*	7	1	0	1st	AFC East	Buffalo Bills, New England Patriots, Indianapolis Colts, Miami Dolphins
1999	4	4	0	T4th	AFC East	Buffalo Bills, New England Patriots, Indianapolis Colts, Miami Dolphins
2000	6	2	0	3rd	AFC East	Buffalo Bills, New England Patriots, Indianapolis Colts, Miami Dolphins
2001*	5	3	0	3rd	AFC East	Buffalo Bills, New England Patriots, Indianapolis Colts, Miami Dolphins

2002: NFL REALIGNMENT MOVES COLTS TO AFC SOUTH

Year	W	L	T	Place	Division	Division Teams
2002*	4	2	0	T1st	AFC East	Buffalo Bills, New England Patriots, Miami Dolphins
2003	1	5	0	T3rd	AFC East	Buffalo Bills, New England Patriots, Miami Dolphins
2004*	3	3	0	2nd	AFC East	Buffalo Bills, New England Patriots, Miami Dolphins
2005	2	4	0	4th	AFC East	Buffalo Bills, New England Patriots, Miami Dolphins
2006*	4	2	0	2nd	AFC East	Buffalo Bills, New England Patriots, Miami Dolphins
2007	2	4	0	3rd	AFC East	Buffalo Bills, New England Patriots, Miami Dolphins
2008	4	2	0	3rd	AFC East	Buffalo Bills, New England Patriots, Miami Dolphins

* Made Postseason

INDIVIDUAL PLAYOFF RECORDS

SERVICE

MOST GAMES PLAYED

Pos	Player	Games
RB	Freeman McNeil	8 (81, 82, 85, 86, 90)
T	Jason Fabini	7 (98, 01, 02, 04)
RB	Curtis Martin	7 (98, 01, 02, 04)
C	Kevin Mawae	7 (98, 01, 02, 04)
K	Pat Leahy	7 (81, 82, 85, 86)
WR	Wesley Walker	7 (81, 82, 85, 86)
G	Dan Alexander	7 (81, 82, 85, 86)
C	Joe Fields	7 (81, 82, 85, 86)
TE	Mickey Shuler	7 (81, 82, 85, 86)
OL	Guy Bingham	7 (81, 82, 85, 86)
DL	Marty Lyons	7 (81, 82, 85, 86)

MOST CONSECUTIVE GAMES PLAYED

Pos	Player	Games
RB	Freeman McNeil	8 (81, 82, 85, 86, 90)

MOST STARTS

Pos	Player	Starts
T	Jason Fabini	7 (98, 01, 02, 04)
RB	Curtis Martin	7 (98, 01, 02, 04)
C	Kevin Mawae	7 (98, 01, 02, 04)
G	Dan Alexander	7 (81, 82, 85, 86)
C	Joe Fields	7 (81, 82, 85, 86)
DL	Marty Lyons	7 (81, 82, 85, 86)
RB	Freeman McNeil	7 (81, 82, 85, 86)

SCORING

MOST POINTS

Career

Pos	Player	Points
K	Pat Leahy	44 (7 games)
K	Jim Turner	25 (3 games)
RB	Freeman McNeil	24 (8 games)
K	John Hall	20 (3 games)
RB	Curtis Martin	18 (7 games)
WR-PR	Santana Moss	18 (5 games)

Game

Pos	Player	Date	Opp	Points
K	Pat Leahy	1/9/83	at CIN	14 (3 FG, 5 XP)
RB	Freeman McNeil	12/28/86	KC	12 (2 TD)
WR	Don Maynard	12/29/68	OAK	12 (2 rec. TD)
WR	Keyshawn Johnson	1/10/99	JAC	12 (1 rec., 1 rush TD)
RB	Curtis Martin	1/10/99	JAC	12 (2 rush TD)
WR	Wayne Chrebet	1/12/02	at OAK	12 (2 rec TD)

MOST FIELD GOALS MADE

Career

Player	FG
Pat Leahy	8 (7 games)
John Hall	7 (5 games)
Jim Turner	7 (3 games)

Game

Player	FG	Date	Opp
Jim Turner	3 (32,30, 9)	1/12/69	BAL (SB III)
Pat Leahy	3 (32, 24, 47)	1/9/83	CIN
Mike Nugent	3 (28, 21, 37)	1/7/07	at NE

LONGEST FIELD GOAL

Player	Yds	Date	Opp
John Hall	52	1/12/99	JAC
Pat Leahy	47	1/9/83	at CIN
Pat Leahy	46	1/3/87	at CLE

RUSHING

Career

	Player	Att	Yds	Avg	TD
1.	Freeman McNeil	150	633	4.2	3
2.	Curtis Martin	133	528	4.0	3
3.	Matt Snell	61	253	4.1	1
4.	LaMont Jordan	39	216	5.5	2
5.	Emerson Boozer	24	84	3.5	0
6.	Johnny Hector	16	59	3.7	0
7.	Leon Washington	11	50	4.5	0
8.	Ken O'Brien	6	36	6.0	0
9t.	Richard Todd	14	32	2.3	0
9t.	Santana Moss	2	32	16.0	0
11.	Pat Ryan	2	30	15.0	0
12.	Mike Augustyniak	8	29	3.6	0
13t.	Kevin Long	8	28	3.5	1
13t.	Keyshawn Johnson	2	28	14.0	1
15.	Bill Mathis	12	21	1.8	0
16.	Chad Pennington	10	20	2.0	0
17.	Jerricho Cotchery	3	19	6.3	0
18.	Scott Dierking	6	16	2.7	0
19.	Joe Namath	2	15	7.5	0
20t.	Tony Paige	5	14	2.8	0
20t.	Brad Baxter	5	14	2.8	0
20t.	Richie Anderson	3	14	4.7	0

Game

	Player	Date	Opp	Att	Yds	Avg	TD
1.	Freeman McNeil	1/9/83	at CIN	21	202	9.6	1
2.	Freeman McNeil	12/28/86	KC	31	135	4.4	1
3.	Curtis Martin	1/10/99	JAC	36	124	3.4	2
4.	Matt Snell	1/12/69	BAL	30	121	4.0	1
5.	Curtis Martin	1/12/02	at OAK	16	106	6.6	0
6.	Freeman McNeil	1/15/83	at LA	23	105	4.6	0
7.	LaMont Jordan	1/4/03	IND	20	102	5.1	2
8.	Curtis Martin	1/15/05	at PIT	19	77	4.1	0
9.	Curtis Martin	1/12/03	at OAK	16	74	4.6	0
10.	Freeman McNeil	1/3/87	at CLE	25	71	2.8	1

LONGEST RUNS FROM SCRIMMAGE

Pos	Player	Yds	Date	Opp
RB	Freeman McNeil	35	1/9/83	at CIN
RB	Freeman McNeil	25	1/3/87	at CLE
RB	Freeman McNeil	24	1/9/83	at CIN
RB	Freeman McNeil	24	12/28/86	KC
QB	Pat Ryan	24	12/28/86	KC
RB	Curtis Martin	22	1/12/02	at OAK

LONGEST TD RUNS

Pos	Player	Yds	Date	Opp
RB	Freeman McNeil	25	1/3/87	at CLE
RB	Freeman McNeil	20	1/9/83	at CIN
WR	Keyshawn Johnson	10	1/10/99	JAC

MOST ATTEMPTS

Career

Player	Att
Freeman McNeil	150 (8 games)
Curtis Martin	133 (7 games)
Matt Snell	61 (3 games)

Game

Player	Att	Date	Opp
Curtis Martin	36	1/10/99	JAC
Freeman McNeil	31	12/28/86	KC
Matt Snell	30	1/12/69	BAL (SB III)

PASSING

PASSING

Player	G-S	W-L	Att	Comp	Pct	Yds	TD	INT	Rating
Chad Pennington	5-5	2-3	178	107	60.1	1,166	7	4	83.2
Richard Todd	4-4	2-2	139	78	56.1	1,026	4	12	53.2
Vinny Testaverde	3-3	1-2	129	82	63.6	917	4	3	85.3
Joe Namath	3-3	2-1	117	50	42.8	641	3	4	61.2
Ken O'Brien	3-2	0-2	67	45	67.2	504	2	4	74.5
Pat Ryan	3-2	1-1	51	32	62.7	340	5	1	106.7
Freeman McNeil	8-0	--	1	1	100.0	14	1	0	158.3
Babe Parilli	1-0	--	1	0	--	0	0	0	39.6
Patrick Ramsey	1-0	--	1	1	100.0	-1	0	0	79.2

YARD PASSING

Career

Player	Yds
Chad Pennington	1,166 (5 games)
Richard Todd	1,026 (4 games)
Vinny Testaverde	917 (3 games)
Joe Namath	641 (3 games)

Game

Player	Yds	Date	Opp
Richard Todd	377	12/27/81	BUF
Vinny Testaverde	356	1/17/99	at DEN
Chad Pennington	300	1/7/07	at NE
Chad Pennington	279	1/8/05	at SD
Richard Todd	277	1/15/83	at LA Raiders
Vinny Testaverde	277	1/12/02	at OAK

PASS ATTEMPTS

Career

Pos	Player	Att
QB	Chad Pennington	178 (5 games)
QB	Richard Todd	140 (4 games)
QB	Vinny Testaverde	129 (3 games)
QB	Joe Namath	117 (3 games)

Game

Player	Att	Date	Opp
Vinny Testaverde	52	1/1/99	at DEN
Richard Todd	51	12/2/81	BUF
Joe Namath	49	12/9/68	OAK
Vinny Testaverde	41	1/12/002	at OAK
Chad Pennington	40	1/7/07	at NE

PASS COMPLETIONS

Career

Player	Comp
Chad Pennington	107 (5 games)
Vinny Testaverde	82 (3 games)
Richard Todd	78 (4 games)
Joe Namath	50 (3 games)

Game

Player	Comp	Date	Opp
Vinny Testaverde	31	1/17/99	at DEN
Richard Todd	28	12/27/81	BUF
Vinny Testaverde	27	1/12/02	at OAK
Chad Pennington	25	1/4/03	IND

Career

Player	%
Ken O'Brien	67.1% (3 games)
Vinny Testaverde	63.5% (3 games)
Chad Pennington	60.1% (5 games)
Richard Todd	55.7% (4 games)

Game

Player	%	Date	Opp	Att-Comp-Yds
Ken O'Brien	76.5%	12/28/85	NE	17-13-149
Chad Pennington	76.0%	1/4/03	IND	25-19-222
Richard Todd	71.4%	1/9/83	at CIN	28-20-269
Chad Pennington	69.7%	1/8/05	at SD	33-23-279

Career

Player	TD
Chad Pennington	7 (5 games)
Richard Todd	4 (4 games)
Vinny Testaverde	4 (3 games)
Joe Namath	3 (3 games)

TOUCHDOWN PASSES

Game

Player	TD	Date	Opp
Chad Pennington	3	1/4/03	IND
Vinny Testaverde	3	1/12/02	at OAK
Joe Namath	3	12/28/68	OAK
Chad Pennington	2	1/8/04	at SD
Richard Todd	2	12/27/83	BUF

LONGEST PASS COMPLETION

Player	Yds	Date	Opp
Chad Pennington to Jerricho Cotchery	77	1/7/07	at NE
Chad Pennington to Richie Anderson	56	1/4/03	IND
Joe Namath to Don Maynard	52	12/29/68	OAK
Richard Todd to Wesley Walker	49	1/9/83	at CIN
Chad Pennington to Santana Moss	47	1/8/05	at SD

INTERCEPTIONS

Career

Player	Int
Richard Todd	12 (4 games)
Chad Pennington	4 (5 games)
Joe Namath	4 (3 games)
Ken O'Brien	4 (3 games)
Vinny Testaverde	3 (3 games)

Game

Player	Int	Date	Opp
Richard Todd	5	1/23/83	at MIA
Richard Todd	4	12/27/81	BUF
Ken O'Brien	3	12/29/91	at HOU
Joe Namath	3	12/20/69	KC

PASSER RATING

Career

Player	Rating	A/C	Pct	Yds	TD	INT
Pat Ryan	106.7	51/32	62.7	340	5	1
Vinny Testaverde	85.3	129/82	63.6	917	4	3
Chad Pennington	83.2	178/107	60.1	1,166	7	4
Ken O'Brien	74.5	67/45	67.2	504	2	4

Game

Player	Opp	Date	Rating	A/C	Pct	Yds	TD/INT
Chad Pennington	IND	1/4/03	142.0	25/19	76.0	222	3/0
Pat Ryan	KC	12/28/86	127.4	23/16	69.6	153	3/0
Chad Pennington	at SD	1/8/05	115.6	33/23	69.7	279	2/0
Vinny Testaverde	at OAK	1/12/02	109.5	41/27	65.9	277	3/0

Chad Pennington

RECEIVING

RECEPTIONS

Career

	Player	Rec	Yds	Avg	TD
1.	Curtis Martin	29	250	8.6	0
2.	Wesley Walker	27	486	18.0	3
3.	Al Toon	26	330	12.7	2
4.	Laveranues Coles	21	234	11.1	0
5t.	George Sauer	20	269	13.5	0
5t.	Mickey Shuler	20	249	12.5	2
7.	Wayne Chrebet	19	269	14.2	2
8.	Santana Moss	18	238	13.2	2
9.	Freeman McNeil	17	116	6.8	1
10.	Keyshawn Johnson	16	194	12.1	1
11.	Justin McCareins	15	200	13.3	0
12.	Chris Baker	12	109	9.1	1
13.	Scott Dierking	11	74	6.7	0
14.	Richie Anderson	10	119	11.9	2
15t.	Derrick Gaffney	9	121	13.4	1
15t.	Pete Lammons	9	102	11.3	1
17t.	Johnny "Lam" Jones	7	109	15.6	0
17t.	Bruce Harper	7	52	7.4	0
17t.	Anthony Becht	7	50	7.1	0
20t.	Jerome Barkum	6	81	13.5	0
20t.	Dedric Ward	6	79	13.2	0
20t.	LaMont Jordan	6	42	7.0	0
20t.	Jerald Sowell	6	20	3.3	0
24t.	Keith Byars	5	44	8.8	0
24t.	Mike Augustyniak	5	34	6.8	0
26t.	Jerricho Cotchery	4	100	25.0	1
26t.	Rob Moore	4	70	17.5	0
26t.	Bobby Jones	4	64	16.0	1
26t.	Leon Washington	4	25	6.3	0
30t.	Kyle Brady	3	28	9.3	0
30t.	Bill Mathis	3	20	6.7	0
30t.	Mark Boyer	3	20	6.7	0
33t.	Bulldog Turner	2	25	12.5	0
33t.	B.J. Askew	2	22	11.0	0
33t.	Kurt Sohn	2	18	9.0	0
33t.	Dave Meggett	2	16	8.0	0
33t.	Terance Mathis	2	12	6.0	0
33t.	Brad Smith	2	8	4.0	0
39t.	Alex Van Dyke	1	16	16.0	0
39t.	Matt Snell	1	15	15.0	0
39t.	Tom Newton	1	12	12.0	0
39t.	Kevin Swayne	1	12	12.0	0
39t.	Emerson Boozer	1	11	11.0	0
39t.	Johnny Hector	1	11	11.0	1
39t.	Tony Paige	1	10	10.0	0
39t.	Rocky Klever	1	9	9.0	0
39t.	Jonathan Carter	1	7	7.0	0
39t.	Billy Griggs	1	6	6.0	0
39t.	Dan Alexander	1	1	1.0	0

Game

	Player	Date	Opp	Rec	Yds	Avg	TD
1t.	Keyshawn Johnson	1/10/99	JAC	9	121	13.4	1
1t.	Al Toon	12/28/85	NE	9	93	10.3	0
3t.	Wesley Walker	1/9/83	at CIN	8	145	18.1	1
3t.	George Sauer	1/12/69	BAL	8	133	16.6	0
3t.	Laveranues Coles	1/12/02	at OAK	8	123	15.4	0
3t.	Wayne Chrebet	1/17/99	at DEN	8	121	15.1	0
3t.	Al Toon	12/29/91	at HOU	8	96	12.0	1
3t.	Justin McCareins	1/8/05	at SD	8	87	10.9	0
9t.	Wesley Walker	1/15/83	at LA	7	169	24.1	1
9t.	Keyshawn Johnson	1/17/99	at DEN	7	73	10.4	0
9t.	George Sauer	12/29/68	OAK	7	70	10.0	0
9t.	Scott Dierking	12/27/81	BUF	7	52	7.4	0
13t.	Don Maynard	12/29/68	OAK	6	118	19.7	2
13t.	Mickey Shuler	12/27/81	BUF	6	116	19.3	1
13t.	Curtis Martin	1/10/99	JAC	6	58	9.7	0
13t.	Curtis Martin	1/12/02	at OAK	6	34	5.7	0
13t.	Richie Anderson	1/12/02	at OAK	6	33	5.5	1

YARDS RECEIVING

Career

	Player	G	Yds	Rec	Avg	TD
1.	Wesley Walker	7	486	27	18.0	3
2.	Al Toon	4	330	26	12.7	2
3t.	George Sauer	3	269	20	13.5	0
3t.	Wayne Chrebet	6	269	19	14.2	2
5.	Curtis Martin	7	250	29	8.6	0
6.	Mickey Shuler	5	249	20	12.5	2
7.	Santana Moss	5	238	18	13.2	2
8.	Laveranues Coles	4	234	21	11.8	0
9.	Justin McCareins	3	200	15	13.0	0
10.	Keyshawn Johnson	2	194	16	12.1	1

Game

Player	Yds	Date	Opp	Rec
Wesley Walker	169	1/15/83	at LA Raiders	7
Wesley Walker	145	1/9/83	at CIN	8
George Sauer	133	1/12/69	BAL (SB III)	8
Laveranues Coles	123	1/12/02	at OAK	8
Wayne Chrebet	121	1/1/99	at DEN	8
Keyshawn Johnson	121	1/10/99	JAC	9
Don Maynard	118	12/29/68	OAK	6
Mickey Shuler	116	12/27/81	BUF	6
Jerricho Cotchery	100	1/7/07	at NE	4
Santana Moss	100	1/8/05	at SD	4
Al Toon	96	12/29/91	at HOU	8
Al Toon	93	12/28/85	NE	9
Al Toon	93	1/3/87	at CLE	5
Justin McCareins	87	1/8/05	at SD	8
Justin McCareins	82	1/15/05	at PIT	5
Keyshawn Johnson	73	1/17/99	at DEN	7
George Sauer	70	12/29/68	OAK	7
Rob Moore	70	12/29/91	at HOU	4
Chris Baker	68	1/7/07	at NE	5

TOUCHDOWN RECEPTIONS (CAREER)

Player	Rec
Wesley Walker	3 (6 games)
Wayne Chrebet	2 (6 games)
Don Maynard	2 (3 games)
Santana Moss	2 (5 games)
Al Toon	2 (4 games)

LONGEST PASS RECEPTION

Player	Yds	Date	Opp
Jerricho Cotchery (from Pennington)	77	1/7/07	at NE
Richie Anderson (from Pennington)	56	1/4/03	IND
Santana Moss (from Pennington)	47	1/8/05	at SD
Wesley Walker (from Ryan)	42	1/3/87	at CLE
Mickey Shuler (from Todd)	30	12/27/81	BUF
Bobby Jones (from Todd)	30	12/27/81	BUF

Curtis Martin

DEFENSE

INTERCEPTIONS

Career

Pos	Player	Int
LB	Greg Buttle	2
SS	Reggie Tongue	2
CB	Randy Beverly	2
CB	Johnny Lynn	2
LB	Lance Mehl	2
SS	Ken Schroy	2
SS	Russell Carter	2
CB	Jerry Holmes	2

Game

Pos	Player	Int	Date	Opp
LB	Greg Buttle	2	12/27/81	BUF
CB	Randy Beverly	2	1/12/69	BAL (SB III)
CB	Johnny Lynn	2	1/9/83	at CIN
LB	Lance Mehl	2	1/15/83	at LA
SS	Ken Schroy	2	1/23/83	at MIA

MOST INTERCEPTION RETURN YARDAGE

Career

Pos	Player	Yds
SS	Reggie Tongue	108 (2 INT)
FS	Darrol Ray	98 (1 INT)
CB	Johnny Lynn	40 (2 INT)
LB	Greg Buttle	40 (3 INT)
FS	Corwin Brown	40 (1 INT)

Game

Pos	Player	Yds	Date	Opp
SS	Reggie Tongue	86	1/15/05	at PIT
FS	Darrol Ray	98	1/9/83	at CIN
	Three tied	40	(last below)	
FS	Corwin Brown	40	1/10/99	JAC

LONGEST INTERCEPTION RETURNS (GAME)

Pos	Player	Yds	Date	Opp
FS	Darrol Ray	98	1/9/83	at CIN
SS	Reggie Tongue	86	1/15/05	at PIT
FS	Corwin Brown	40	1/10/99	JAC
LB	Greg Buttle	29	12/27/81	BUF

INTERCEPTIONS RETURNED FOR A TD (CAREER)

Career

Pos	Player	Sacks
DE	Mark Gastineau	7.5 (7 games)
RT	Marty Lyons	6 (7 games)
DE	John Abraham	2 (3 games)
LB	Chad Cascadden	2 (2 games)
DT	Jason Ferguson	2 (6 games)
LB	Mo Lewis	2 (4 games)

SACKS

Game

Pos	Player	Sacks	Date	Opp
LE	Mark Gastineau	2	1/23/83	at MIA
RT	Marty Lyons	2	1/3/87	at CLE
LB	Mo Lewis	2	12/29/91	at HOU
LB	Chad Cascadden	2	1/17/99	at DEN

Greg Buttle

SPECIAL TEAMS

MOST PUNTS

Career

Player	Punts
Dave Jennings	22 (3 games)
Chuck Ramsey	16 (3 games)
Curley (John) Johnson	14 (2 games)
John Kidd	9 (2 games)

Game

Player	Punts	Date	Opp
Dave Jennings	14	1/3/87	at CLE
Curley Johnson	10	12/29/68	OAK
Chuck Ramsey	10	1/23/83	at MIA
John Kidd	7	1/17/99	at DEN

HIGHEST GROSS PUNTING AVERAGE

Game

Player	Avg
John Kidd	44.9 (2 games)
Curley Johnson	40.7 (2 games)
Toby Gowin	39.1 (2 games)
Dave Jennings	38.1 (3 games)

Game

Player	Avg	Date	Opp
John Kidd	47.9	1/17/99	at DEN
Curley Johnson	41.5	12/29/68	OAK
Toby Gowin	39.8	1/8/05	at SD
Chuck Ramsey	39.6	1/23/83	MIA

LONGEST PUNTS

Player	Yds	Date	Opp
Curley Johnson	63	12/29/68	OAK
Dave Jennings	55	1/3/87	at CLE
Toby Gowin	54	1/15/05	at PIT
Steve O'Neil	53	12/20/69	KC
John Kidd	53	1/17/99	at DEN

MOST PUNTS INSIDE THE 20

Player	Punts	Date	Opp
Curley Johnson	3	12/29/68	OAK
Chuck Ramsey	3	1/23/83	at MIA
Ben Graham	2	1/7/07	at NE
Toby Gowin	2	1/8/05	at SD
Steve O'Neil	2	12/20/69	KC

MOST PUNT RETURNS

Career

Player	Returns
Kurt Sohn	10 (7 games)
Santana Moss	9 (5 games)
Bruce Harper	4 (3 games)
Dave Meggett	4 (2 games)

Game

Player	Returns	Date	Opp
Kurt Sohn	6	1/23/83	at MIA
Santana Moss	5	1/15/05	at PIT
Bruce Harper	3	12/27/81	BUF
Dave Meggett	3	1/17//99	at DEN

Kurt Sohn

MOST PUNT RETURN YARDS

Career

Player	Yds
Santana Moss	129 (5 games)
Kurt Sohn	85 (7 games)
Dave Meggett	47 (2 games)
Bruce Harper	33 (3 games)

Game

Player	Yds	Date	Opp
Santana Moss	83	1/15/05	at PIT
Kurt Sohn	65	1/23/83	at MIA
Dave Meggett	43	1/17/99	at DEN
Bruce Harper	31	12/27/81	BUF

LONGEST PUNT RETURNS

Player	Yards	Date	Opp
Santana Moss	75t	1/15/05	at PIT
Dave Meggett	33	1/17/99	at DEN
Kurt Sohn	25	1/23/83	at MIA
Bruce Harper	14	12/27/81	BUF

HIGHEST PUNT RETURN AVERAGE

Career

Player	Avg
Santana Moss	14.3 (5 games)
Dave Meggett	11.8 (2 games)
Bruce Harper	11.0 (3 games)
Kurt Sohn	8.5 (7 games)

Game

Player	Avg	Date	Opp
Santana Moss	16.6	1/15/05	at PIT
Dave Meggett	14.3	1/17/99	at DEN
Kurt Sohn	10.8	1/23/83	at MIA
Bruce Harper	10.3	12/2/81	BUF

MOST FAIR CATCHES

Career

Player	No
Kurt Sohn	8 (7 games)
Santana Moss	7 (5 games)
Bruce Harper	2 (3 games)

Game

Player	No	Date	Opp
Santana Moss	3	1/8/05	at SD
Kurt Sohn	3	1/3/87	at CLE
Kurt Sohn	2	1/15/83	at LA
Kurt Sohn	2	12/28/86	KC

KICKOFF RETURNS

Career

Player	Returns
Jerricho Cotchery	8 (2 games)
Chad Morton	8 (4 games)
Dave Meggett	7 (2 games)
Justin Miller	6 (1 game)
Johnny Hector	6 (2 games)

Game

Player	Returns	Date	Opp
Justin Miller	6	1/7/07	at NE
Johnny Hector	6	12/28/85	NE
Chad Morton	5	1/12/02	at OAK
Jerricho Cotchery	5	1/15/05	at PIT
Three tied	4	(last below)	
Dave Meggett	4	1/10/99	JAC

MOST KICKOFF RETURN YARDS

Career

Player	Yds
Chad Morton	287 (8 returns)
Jerricho Cotchery	179 (8 returns)
Justin Miller	136 (6 returns)
Johnny Hector	115 (6 returns)
Earl Christy	111 (4 returns)

Game

Player	Yds	Date	Opp
Chad Morton	154	1/12/02	at OAK
Justin Miller	136	1/7/07	at NE
Johnny Hector	115	12/28/85	NE
Jerricho Cotchery	113	1/15/05	at PIT
Earl Christy	86	12/29/68	OAK

LONGEST KICKOFF RETURNS

Player	Yds	Date	Opp
Chad Morton	70	1/4/03	IND
Bobby Humphrey	50	12/28/85	NE
Chad Morton	46	1/12/02	at OAK
Mike Battle	44	12/20/69	KC

HIGHEST KICKOFF RETURN AVERAGE

Career (with at least 3 returns)

Player	Avg
Chad Morton	35.9 (3 games)
Earl Christy	27.8 (2 games)
Justin Miller	22.7 (1 game)
Jerricho Cotchery	22.4 (2 games)
Kurt Sohn	22.0 (7 games)

Game (with at least 3 returns)

Player	Avg	Date	Opp
Kurt Sohn	31.0	1/23/83	at MIA
Chad Morton	30.8	1/12/02	at OAK
Earl Christy	28.6	12/29/68	OAK
Justin Miller	22.7	1/7/07	at NE
Jerricho Cotchery	22.6	1/15/05	at PIT



Bruce Harper

TEAM RECORDS (PLAYOFFS)

SCORING

Most Points Scored, Game
44 at CIN 1/9/83
41 IND 1/4/03
35 KC 12/28/86

Fewest Points Allowed, Game
0 IND, 1/4/03
7 BAL 1/12/69
13 KC 12/20/69

Most Points Scored, Each Half
1st: 24 IND 1/4/03
2nd: 24 at CIN 1/9/83

Most Points Scored Each Quarter
1st: 10 OAK 12/29/68
2nd: 17 (twice: at CIN 1/9/83, IND 1/4/03)
3rd: 14 at JAC 1/10/99
4th: 21 at CIN 1/9/83

Touchdowns

Most, Game
5 IND 1/4/03
5 KC 12/28/86
5 at CIN 1/9/83

Fewest, Game
0 at MIA 1/23/83
0 KC 12/20/69
1 at OAK 1/12/03
1 at DEN 1/17/99
1 at HOU 12/29/91
1 at BAL 1/12/69

Points After Touchdown

Most, Game
5 IND 1/4/03
5 KC 12/28/86
5 at CIN 1/9/83

Fewest, Game
0 at MIA 1/23/83
0 KC 12/20/69
1 at OAK 1/12/03
1 at DEN 1/17/99
1 at HOU 12/29/91
1 at BAL 1/12/69

Two-Point Conversions

Most, Game
0

Field Goals

Most, Game
3 at NE 1/17/07
3 at CIN 1/9/83
3 at BAL 1/12/69

Most Attempted, Game
5 at BAL 1/12/69
3 seven times (last: at NE 1/7/07)

Safeties

Most, Game
0

FIRST DOWNS

Most, Game
29 JAC 1/10/99
27 at CIN 1/9/83
26 IND 1/4/03

Fewest, Game
10 at MIA 1/23/83
14 at CLE 1/3/87
15 NE 12/28/85

NET YARDS GAINED

Most, Game
517 at CIN 1/9/83
429 JAC 1/10/99
419 BUF 12/27/81

Fewest, Game
139 at MIA 1/23/83
240 KC 12/20/69
240 NE 12/28/85

RUSHING

Most Attempts, Game
43 BAL 1/12/69
42 IND 1/4/03
39 JAC 1/10/99

Fewest Attempts, Game
13 at DEN 1/17/99
16 at NE 1/7/07
21 NE 12/28/95

Rushing Yards

Most, Game
234 at CIN 1/9/83
180 IND 1/4/03
151 JAC 1/10/99

Fewest, Game
14 at DEN 1/17/99
58 NE 12/28/95
62 at MIA 1/23/83

Average Gain

Highest, Game
6.9 at CIN 1/9/83
6.2 at OAK 1/12/02
5.0 at OAK 1/12/03

Lowest, Game
1.1 at DEN 1/17/99
2.6 at MIA 1/23/83
2.8 NE 12/28/85

Rushing Touchdowns

Most, Game
3 JAC 1/10/99
2 IND 1/4/03
2 at CIN 1/9/83

PASSING

Most Attempts, Game
52 at DEN 1/17/99
51 BUF 12/27/81
49 OAK 12/29/68

Fewest Attempts, Game
23 KC 12/28/96
24 at RAIDERS 1/15/83
25 IND 1/4/03

Pass Completions

Most, Game
31 at DEN 1/17/99
28 BUF 12/27/81
27 at OAK 1/12/02

Fewest, Game
14 KC 12/20/69
15 at MIA 1/23/83
15 at RAIDERS 1/15/83
16 KC 12/28/86

Completion Percentage

Highest, Game
72.4 at CIN 1/9/83
69.7 at SD 1/8/05
69.6 KC 12/28/86

Lowest, Game
40.5 at MIA 1/23/83
44.7 at OAK 1/12/03
56.0 BUF 12/27/81

Yards Passing

Most, Game
377 BUF 12/27/81
356 at DEN 1/17/99
294 at OAK 1/12/02

Fewest, Game
103 at MIA 1/23/83
153 KC 12/28/86
153 KC 12/20/69
182 at PIT 1/15/05

Passing Touchdowns

Most, Game
3 OAK 12/29/68
KC 12/28/86
2 BUF 12/27/81
at CIN 1/9/83

(Passing, continued)
NE 12/28/85
at SD 1/8/05

Interceptions Thrown

Most, Game
5 at MIA 1/23/83
4 BUF 1/27/81
3 KC 12/20/69
at HOU 12/29/91

Fewest, Game
2 BUFt 12/27/81
at CIN 1/9/83
0 KC 12/20/69
OAK 12/29/68
KC 12/28/86
at DEN 1/17/98
at SD 1/8/05

Interceptions Returned for Touchdown

1 at PIT 1/15/05
at CIN 1/9/83

Times Sacked

Most, Game
9 CLE 1/3/87
5 NE 12/28/85
BUF 12/27/81

PUNTING

Most, Game
14 at CLE 1/3/87
10 at MIA 1/23/83
OAK 12/29/68

Fewest, Game
0 at CIN 1/9/83
1 at OAK 1/12/02
2 five times
(last: at OAK 1/12/03)

Average Punting Yardage

Highest, Game
47.9 at DEN 1/17/99
41.5 OAK 12/29/68
39.8 at SD 1/8/05

Lowest, Game
0 at CIN 1/9/83
24.0 at OAK 1/12/02
29.0 KC 12/28/86

Punt Returns

Most, Game
6 at MIA 1/23/83
5 at PIT 1/15/05
3 four times
(last: at DEN 1/17/99)

Fewest, Game
0 at HOU 12/29/91
at OAK 1/12/02
at OAK 1/12/03
at SD 1/18/05

Punt Return Yards

Most, Game
83 at PIT 1/15/05
65 at MIA 1/23/83
43 at DEN 1/17/99

Fewest, Game
0 at HOU 12/29/91
at OAK 1/12/02
at OAK 1/12/03
at SD 1/18/05

Punt Return Touchdowns
1 at PIT 1/15/05

KICKOFF RETURNS

Most, Game
8 at OAK 1/12/02
7 NE 12/28/85
at OAK 1/12/03

Fewest, Game
0 at RAIDERS 1/15/83

(Punting, continued)
at HOU 12/29/91
1 at BAL 1/12/69
at MIA 1/23/83
IND 1/4/03

Kickoff Return Yards

Most, Game
210 at OAK 1/12/02
165 NE 12/28/85
136 at NE 1/7/07

Fewest, Game
0 at RAIDERS 1/15/83
at HOU 12/29/91
25 at BAL 1/12/69

Kickoff Return Touchdowns
Never happened

PENALTIES

Most, Game
12 at CIN 1/9/83
10 at CLE 1/3/87
8 KC 12/28/86
at SD 1/8/05

Fewest, Game
0 at PIT 1/15/05
at OAK 1/12/02
3 KC 12/20/69
IND 1/4/03

Yards Penalized

Most, Game
95 at CIN 1/9/83
94 at CLE 1/3/87
64 at RAIDERS 1/15/83

Fewest, Game
0 at PIT 1/15/05
at OAK 1/12/02
15 KC 12/20/69

FUMBLES

Most, Game
4 at DEN 1/17/99
at RAIDERS 1/15/83
3 at BUF 12/27/81
NE 12/28/85
OAK 1/12/02

Most Fumbles Lost, Game
4 at DEN 1/17/99
3 at RAIDERS 1/15/83
2 four times
(last: at OAK 1/12/02)

Most Fumbles Recovered (Own and Opponent), Game
3 at RAIDERS 1/15/83
OAK 12/29/68
2 at CIN 1/9/83
at MIA 1/23/83
KC 12/28/86

Most Own Fumbles Recovered, Game
2 BUF 12/27/81
1 seven times
(last: at OAK 1/12/02)

Fumbles Recovered for Touchdown
Never happened

TURNOVERS

Most, Game
6 at DEN 1/17/99
5 BUF 12/27/81, at LA RAIDERS 1/15/83, at MIA 1/23/83

Fewest, Game
0 KC 12/28/86, at CLE 1/3/87, IND 1/4/03, at SD 1/8/05

OPPONENTS TEAM RECORDS (PLAYOFFS)

SCORING

Most Points Scored, Game
38 at OAK 1/12/02
31 BUF 12/27/81
26 NE 12/28/85

Fewest Points Allowed, Game
0 at MIA 1/23/82
6 KC 1/20/69
10 at DEN 1/17/98
at HOU 12/29/91

Most Points Scored, Each Half
1st: 24 BUF 12/27/81
2nd: 23 at DEN 1/17/99

Most Points Scored Each Quarter
1st: 17 BUF 12/27/81
2nd: 10 OAK 12/29/68
NE 12/28/85
at OAK 1/12/02
at NE 1/7/07
3rd: 20 at DEN 1/17/99
4th: 22 at OAK 1/12/02

Touchdowns
Most, Game
4 BUF 12/27/81
at OAK 1/12/02
at NE 1/7/07

Fewest, Game
0 IND 1/4/03
1 at BAL 1/12/69
2 2 times
(last: at PIT 1/15/05)

Points After Touchdown
Most, Game
4 at NE 1/7/07
BUF 12/27/81
3 JAC 1/10/99
at OAK 1/12/02
at OAK 1/12/03

Fewest, Game
0 at BAL 1/12/69
KC 1/20/69
KC 12/28/86
IND 1/4/03

Two-Point Conversions
Most, Game
1 at OAK 1/12/02

Field Goals
Most, Game
4 NE 12/28/85
3 six times
(last: at NE 1/7/07)

Most Attempted, Game
6 at CLE 1/3/87
5 KC 1/20/69
NE 12/28/85

Safeties
Most, Game
1 KC 12/28/86

FIRST DOWNS

Most, Game
33 at CLE 1/3/87
26 at NE 1/7/07
24 at SD 1/8/05

Fewest, Game
10 IND 1/4/03
12 NE 12/28/85
13 at MIA 1/23/83

NET YARDS GAINED

Most, Game
558 at CLE 1/3/87
502 at OAK 1/12/02
427 OAK 12/29/68

Least, Game
176 IND 1/4/03
198 at MIA 1/23/83
241 KC 12/28/86

RUSHING

Most Attempts, Game
43 at PIT 1/15/05
41 at MIA 1/23/83
39 NE 12/28/85

Fewest Attempts, Game
14 IND 1/4/03
19 OAK 12/29/68
20 at HOU 12/29/91
KC 12/28/86

Rushing Yards
Most, Game
215 at OAK 1/12/02
193 at PIT 1/15/05
178 at DEN 1/17/99

Fewest, Game
44 OAK 12/29/68
52 IND 1/4/03
62 at CIN 1/9/83

Average Gain
Highest, Game
6.9 at OAK 1/12/02
6.2 at BAL 1/12/69
4.7 at DEN 1/17/99

Lowest, Game
2.3 OAK 12/29/68
2.5 NE 12/28/85
2.8 at CLE 1/3/87

Rushing Touchdowns
Most, Game
2 at OAK 1/12/02

PASSING

Most Attempts, Game
65 at CLE 1/3/87
47 OAK 12/29/68
42 at SD 1/8/05

Fewest Attempts, Game
16 NE 12/28/85
21 at MIA 1/23/83
27 KC 12/20/69

Pass Completions
Most, Game
34 at CLE 1/3/87
31 at SD 1/8/05
28 at HOU 12/29/91

Fewest, Game
9 at MIA 1/23/83
12 KC 12/20/69
NE 12/28/85
JAC 1/10/99

Completion Percentage
Highest, Game
79.3 at OAK 1/12/02
75.0 NE 12/28/85
73.8 at SD 1/8/05

Lowest, Game
38.2 at DEN 1/17/99
38.7 JAC 1/10/99
41.5 at BAL 1/12/69

Yards Passing
Most, Game
483 at CLE 1/3/87
393 OAK 12/29/68
333 at CIN 1/9/83

Fewest, Game
60 at MIA 1/23/83
124 IND 1/4/03
153 at DEN 1/17/99

Passing Touchdowns
Most, Game
2 at HOU 12/29/91
at OAK 1/12/02
at SD 1/8/05
at NE 1/7/07

(Passing, continued)

Interceptions Thrown
Most, Game
4 at BAL 1/12/69
BUF 1/27/81
3 at CIN 1/9/83
at RAIDERS 1/15/83

Fewest, Game
0 OAK 12/29/68
KC 12/20/69
KC 12/28/86
at DEN 1/17/98

Interceptions Returned for Touchdown
1 at MIA 1/23/83
at NE 1/7/07

Times Sacked
Most, Game
4 at MIA 1/23/83
at CLE 1/3/87
at HOU 12/29/91

Most, Game
10 at MIA 1/23/83
8 at CLE 1/3/87
at DEN 1/17/98

Fewest, Game
2 CIN 1/9/83
at HOU 12/29/91
at OAK 1/12/02
at NE 1/7/07

PUNTING

Average Punting Yardage
Highest, Game
44.5 at HOU 12/29/91
at OAK 1/12/02
44.3 at BAL 1/12/69

Lowest, Game
33.3 at MIA 1/23/83
33.5 KC 12/20/69
34.2 IND 1/4/03

Punt Returns
Most, Game
7 at CLE 1/3/87
5 at DEN 1/17/98

Fewest, Game
0 CIN 1/9/83
at HOU 12/29/91
at OAK 1/12/02
IND 1/4/03
at OAK 1/12/03
at NE 1/7/07

Punt Return Yards
Most, Game
79 at DEN 1/17/98
65 at CLE 1/3/87
34 at BAL 1/12/69

Fewest, Game
0 CIN 1/9/83
at RAIDERS 1/15/83
at HOU 12/29/91
at OAK 1/12/02
IND 1/4/03
at OAK 1/12/03
at NE 1/7/07

Punt Return Touchdowns
1 KC 12/28/86

KICKOFF RETURNS

Most, Game
8 CIN 1/9/83
IND 1/4/03
7 JAC 1/10/99

Fewest, Game
1 at MIA 1/23/83
at HOU 12/29/91
at DEN 1/17/98

(Kickoff Returns, continued)

Kickoff Return Yards
Most, Game
158 JAC 1/10/99
139 IND 1/4/03
138 CIN 1/9/83

Fewest, Game
0 at HOU 12/29/91
3 at MIA 1/23/83
5 at DEN 1/17/98

Kickoff Return Touchdowns
Never happened

PENALTIES

Most, Game
9 at SD 1/8/05
8 at OAK 1/12/03
at HOU 12/29/91
BUF 1/27/81

Fewest, Game
1 KC 12/28/86
NE 12/28/85
2 IND 1/4/03
OAK 12/29/68

Yards Penalized
Most, Game
76 at OAK 1/12/02
75 at SD 1/8/05
72 at OAK 1/12/03

Fewest, Game
5 KC 12/28/86
10 NE 12/28/85
IND 1/4/03

FUMBLES

Most, Game
3 at MIA 1/23/83
at HOU 12/29/91

Most Fumbles Lost, Game
2 OAK 12/29/68
at RAIDERS 1/15/83

Most Fumbles Recovered (Own and Opponent), Game
6 at DEN 1/17/98
4 NE 12/28/85
at OAK 1/12/03

Most Own Fumbles Recovered, Game
2 at MIA 1/23/83
NE 12/28/85
at CLE 1/3/87
at HOU 12/29/91
at DEN 1/17/98
at OAK 1/12/03

Fumbles Recovered for Touchdown
1 BUF 12/27/81
NE 12/28/85

TURNOVERS

Most, Game
5 at BAL 1/12/69
at RAIDERS 1/15/83

Fewest, Game
0 KC 12/20/69
NE 12/28/85
at DEN 1/17/98
at OAK 1/12/02

JETS YEAR-BY-YEAR RECORD

Year	W	L	T	Pct.	Division Finish	Head Coach
2008	9	7	0	.563	3rd	Eric Mangini
2007	4	12	0	.250	3rd	Eric Mangini
2006	10	6	0	.625	*2nd	Eric Mangini
2005	4	12	0	.250	4th	Herman Edwards
2004	10	6	0	.625	*2nd	Herman Edwards
2003	6	10	0	.375	T3rd	Herman Edwards
2002	9	7	0	.563	*T1st	Herman Edwards
2001	10	6	0	.625	*3rd	Herman Edwards
2000	9	7	0	.563	3rd	Al Groh
1999	8	8	0	.500	T4th	Bill Parcells
1998	12	4	0	.750	*1st	Bill Parcells
1997	9	7	0	.563	3rd	Bill Parcells
1996	1	15	0	.063	5th	Rich Kotite
1995	3	13	0	.188	5th	Rich Kotite
1994	6	10	0	.375	5th	Pete Carroll
1993	8	8	0	.500	3rd	Bruce Coslet
1992	4	12	0	.250	4th	Bruce Coslet
1991	8	8	0	.500	*T2nd	Bruce Coslet
1990	6	10	0	.375	4th	Bruce Coslet
1989	4	12	0	.250	5th	Joe Walton
1988	8	7	1	.531	4th	Joe Walton
1987	6	9	0	.400	5th	Joe Walton
1986	10	6	0	.625	*2nd	Joe Walton
1985	11	5	0	.688	*T2nd	Joe Walton
1984	7	9	0	.438	3rd	Joe Walton
1983	7	9	0	.438	T4th	Joe Walton
1982	6	3	0	.667	*6th/AFC	Walt Michaels
1981	10	5	1	.656	*2nd	Walt Michaels
1980	4	12	0	.250	5th	Walt Michaels
1979	8	8	0	.500	3rd	Walt Michaels
1978	8	8	0	.500	3rd	Walt Michaels
1977	3	11	0	.214	T4th	Walt Michaels
1976	3	11	0	.214	4th	Lou Holtz/Mike Holovak
1975	3	11	0	.214	T4th	Charley Winner/Ken Shipp
1974	7	7	0	.500	T3rd	Charley Winner
1973	4	10	0	.286	T4th	Weeb Ewbank
1972	7	7	0	.500	2nd	Weeb Ewbank
1971	6	8	0	.429	T3rd	Weeb Ewbank
1970	4	10	0	.286	3rd	Weeb Ewbank
1969	10	4	0	.714	*1st	Weeb Ewbank
1968	11	3	0	.786	*1st	Weeb Ewbank
1967	8	5	1	.615	2nd	Weeb Ewbank
1966	6	6	2	.500	3rd	Weeb Ewbank
1965	5	8	1	.385	2nd	Weeb Ewbank
1964	5	8	1	.385	3rd	Weeb Ewbank
1963	5	8	1	.385	4th	Weeb Ewbank
1962	5	9	0	.357	4th	Clyde "Bulldog" Turner
1961	7	7	0	.500	3rd	Sammy Baugh
1960	7	7	0	.500	2nd	Sammy Baugh
Totals	**331**	**401**	**8**	**.452**		

*Advanced to Postseason

From 1960-71, ties were not included in winning percentage.
Following 1971, teams were awarded .5 wins and .5 losses for each tie.

Walt Michaels


JETS
HISTORY
13
50
1960 SEASONS 2009
NY

HISTORICAL HIGHLIGHTS

The newest reign in franchise history has begun under a man named Rex.

"Coming here to the New York Jets, where my father once coached and was part of the Super Bowl III staff, is fantastic," said Rex Ryan, referencing his dad, Buddy Ryan, upon being named the 15th full-time head coach of the Jets on Jan. 19, 2009. "I look around at the facilities and the people they have in place and see a first-class organization. I'm just proud to be part of it. "

"There is no doubt in my mind that Rex has the expertise and instincts to build on the foundation we have in place and take this franchise to the ranks of the NFL's elite," owner Woody Johnson said. "He brings an aggressive, physical brand of football that will captivate our fans and ignite their passion. I'm confident Rex is the right fit for us."

In the circle of history, it is only appropriate that Buddy's son, a ballboy for the 1968 Jets who triumphed in Super Bowl III, should now be orchestrating the Jets' return to the big dance. The seeds of Super Bowl victory were sown in 1959-60, when the New York Titans and the American Football League struggled to life. The kindest way to describe owner Harry Wismer's stewardship was that it was "fraught with controversy" before the bankrupt Titans were taken over by the league in Nov. 1962.

Four months later, the five-man syndicate headed by David A. "Sonny" Werblin bought the Titans, rechristened them the Jets and hired Weeb Ewbank as coach. They got their on-field pilot when quarterback Joe Namath signed his legendary $427,000 rookie contract the day after the 1965 Orange Bowl. He joined an offensive cast that included wide receivers Don Maynard and George Sauer, the one-two backfield punch of Matt Snell and Emerson Boozer, and a line anchored by perennial AFL All-Star tackle Winston Hill. The defense was built around linebackers Larry Grantham and Al Atkinson and ends Gerry Philbin and Verlon Biggs.

And they took off on a flight plan that in 1969 landed Namath at the Miami Touchdown Club, where he accepted an award and made The Guarantee that the Jets in three days would defeat the heavily-favored Baltimore Colts.

"When I look back at that period now," Namath reflected decades later, "I realize not only was I a very confident young man, I was also very angry. It was more or less anger and frustration stemming from how everybody was putting the team and the league down that led me to make that guarantee."

Raspberries morphed into respect after the Jets turned five takeaways into a 16-0 lead en route to rocking the football world with their 16-7 win over the Colts at the Orange Bowl on Jan. 12, 1969.

The Jets hosted a playoff game at Shea Stadium in 1969 (a wind-marred 13-6 loss to the Kansas City Chiefs) and made television history, taking on the Browns on opening night in 1970 when the NFL and ABC first unveiled "Monday Night Football."

The teams of the early Eighties were led by "the New York Sack Exchange," the front four of Joe Klecko, Mark Gastineau, Marty Lyons and Abdul Salaam that piled up QB sacks at a blistering pace. "It always feels good when you feel appreciated," Lyons has said, "and that was reflected in the way we played. We didn't want to disappoint ourselves or our teammates."

That group guided the Jets to the 1981 Playoffs, a home Wild Card affair that began badly as Buffalo opened a 24-0 lead and ended heartbreakingly at the Bills 11-yard line with 14 seconds left as Richard Todd's interception sealed their 31-27 loss.

Then Todd, tailback Freeman McNeil and the Sack Exchange led the Jets to a 6-3 record in the strike-shortened 1982 season, and on to two road playoff victories. But the run ended in the Orange Bowl with a 14-0 loss to the Dolphins in the AFC Championship Game on Jan. 23, 1983.

There were playoff berths in 1985 and 1986. The latter appearance ended in a road defeat as the Jets of McNeil and Al Toon, with quarterbacks Ken O'Brien and Pat Ryan and coach Joe Walton, lost to the Browns in the second overtime, 23-20.

For the next decade, there was just one more postseason berth, in 1991, before Bill Parcells' 1998 team almost topped them all. Behind Vinny Testaverde and Curtis Martin, that team (12-4) featured 11 wins in 12 games, including a win at Buffalo that clinched the club's first AFC East title. Then came the first home playoff win since 1986, 34-24 over Jacksonville before a jubilant Meadowlands sellout crowd. But on a windy day at Denver's Mile High Stadium, the Jets 10-0 lead with 25-and-a-half minutes to play, John Elway's Broncos weren't to be denied, striding back for the 23-10 victory on Jan. 17, 1999.

Since Woody Johnson took ownership in the beginning of the millennium, the Jets have been to the postseason four times, three times under Herm Edwards and again in Eric Mangini's first season in 2006. The 2008 season, with another legendary quarterback, 39-year-old Brett Favre at the helm, featured an 8-3 start before finishing 9-7.

1959

AFL KICKOFF: The American Football League's first organizational meeting was held in Chicago under the leadership of Lamar Hunt of Dallas. Charter franchises were granted to New York and Harry Wismer; Dallas, Los Angeles, Minneapolis, Denver and Houston (Aug. 14).

FEELING A DRAFT: The AFL held its first draft, lasting 33 rounds, then 20 more rounds 10 days later. The New York Titans took Notre Dame QB George Izo with their first overall pick (Nov. 22).

DIVISIONS OF LABOR: The league established its divisional setup, grouping the Titans in the East with Boston, Buffalo, Houston and placing Dallas, Denver, Los Angeles and Oakland in the West.

BAUGH'S THE BOSS: Wismer hired Hall of Famer-to-be Sammy Baugh as the first coach of the New York Titans at $28,000 a year (Dec. 18).

1960

FIRST IN THE FOLD: Flanker Don Maynard, a free agent after playing one season in the CFL, became the first Titans player to sign a contract.

HOME TURF: Wismer gained access to New York's Polo Grounds for Titans home games and established his team's colors of blue and gold.

OPEN FOR BUSINESS: The Titans make a successful debut at the Polo Grounds, beating Buffalo in the rain, 27-3, before a crowd of 10,250 (5,727 paid) (Sept. 11).

TOP HONOR: Guard Bob Mischak was named All-AFL, becoming the first all-league selection in franchise history.

1961

TWO TO THE HOUSE: Dick Christy starred in the Titans' 35-28 home-opening win over Denver with 70- and 64-yard punt-return touchdowns, still tied for the most PR scores in a game in league history (Sept. 24).

ANOTHER ARM: Minnesota QB Sandy Stephens was the Titans' first pick of the 1962 draft (Dec. 2).

1962

COACHING INTRIGUE: Wismer named Clyde "Bulldog" Turner to succeed Baugh as the Titans' head coach, then when Baugh protested, agreed to pay off his former coach's contract and keep Turner.

SIGNALCALLER SWAP: Lee Grosscup, the Giants' backup quarterback in 1960-61, was signed just before the season opener, got the starting nod and directed a 28-17 victory over Oakland (Sept. 9).

RED INK RISING: Wismer was unable to meet his payroll and the AFL assumed the costs of running the Titans until the end of the season (Nov. 8).

1963

FIVE TAKE OVER: A five-man syndicate — David A. "Sonny" Werblin, Townsend B. Martin, Leon Hess, Donald C. Lillis and Philip H. Iselin — purchased the New York franchise for $1 million (March 28).

DAY OF CHANGE: Werblin and the new owners changed the franchise's name from Titans to Jets. And the new owners named Weeb Ewbank, released by the Baltimore Colts, as the new coach and general manager of the team (April 15).

NAME GAME

On April 15, Werblin, the club's president and CEO, renamed the team the Jets. The reasons were twofold. At the time, the United States was entering the "Space" or "Jet" age. Commercial airlines were filling the air and soon there would be men walking on the moon. Also the Jets' new venue, Shea Stadium, would be located in Flushing Meadows, between LaGuardia and Idlewild (later renamed Kennedy) airports. Hence, the name New York Jets.

HAPPY CAMPERS: The Jets moved to Peekskill (N.Y.) Military Academy for their first training camp.

GRAND REOPENING: The Patriots prevailed, 38-14, in the rechristened Jets' season opener at Boston College (Sept. 8).

HOME SWEET HOME: Rookie Marsh Starks had a 97-yard touchdown return of a missed field goal and Mark Smolinski's TD run completed the fourth-quarter comeback to defeat the Houston Oilers, 24-17, in the Jets' first home opener (Sept. 22).

SNELL SELECTED: Ohio State FB Matt Snell was chosen as the Jets' No. 1 draft choice. Snell, also drafted by the NFL's Giants, became the first No. 1 pick to sign with the Jets/Titans (Nov. 30).

K.C. MASTERPIECE: The Jets recorded the first shutout in club history with a 17-0 blanking of the Chiefs at the Polo Grounds (Dec. 1).

1964

BIG TRADE: The Jets and Denver Broncos completed a nineplayer deal. The Jets sent Dick Guesman, Ed Cooke, Charlie Janerette, Jim Price and Sid Fournet to Denver for Gene Prebola, Wahoo McDaniel, Gordy Holtz and Bob Zeman (January).

BIG MONEY: The AFL and NBC announced a five-year, $36 million TV contract starting with the 1965 season (Jan. 29).

NEW HOME: The Jets officially moved into Shea Stadium with a season-opening 30-6 thumping of the Broncos. Jets TE Gene Heeter scored the first Shea TD on a 16-yard pass from Dick Wood (Sept. 12).

STANDING ROOM ONLY: The Jets, playing before their first Shea sellout, disappointed the crowd of 61,929 in a 20-7 loss to the Buffalo Bills (Nov. 8).

BIG DEALS: The Jets traded rights to QB Jerry Rhome, their 25th-round draft pick, to Houston for a first-round choice, with which they selected Alabama QB Joe Namath (Nov. 28).

MATT-INEE IDOL: Snell, after rushing for 948 yards and catching 56 passes for 393 yards more, was named the AFL's Rookie of the Year (Dec. 17).

1965

JOE'S BIG BUCKS: The day after the Orange Bowl, Joe Namath signed a Jets contract for a then pro football record amount reported to be $427,000 (Jan. 2).

HUARTE ABOARD: Heisman Trophy winner John Huarte of Notre Dame signed a contract worth about $200,000, adding more than $600,000 worth of QB talent to the Jets roster in a week (Jan. 9).

WOUNDED KNEE: Namath, 23 days after signing his contract, underwent surgery in New York's Lenox Hill Hospital to repair right knee cartilage and ligament damage (Jan. 25).

JOE UNVEILED: Namath played in his first game situation as a pro as the Jets' rookies beat the Boston Patriots' rookies in Lowell, Mass. (July 28).

MORE JOE: After sitting for the season opener, Namath made his pro debut in the second quarter vs. Kansas City (Sept. 18), made his first start (19-for-40, 287 yards, two TDs) in a 33-21 loss at Buffalo (Sept. 26), and got his first starting victory (10-for-25, 180 yards, two TDs) in a 30-20 win over the Patriots at Fenway Park (Nov. 14).

AND FINALLY… : Namath was named the AFL's Rookie of the Year after completing 164 of 340 passes for 2,220 yards, 18 TDs and 15 interceptions.

1966

SEEING STARS: With Joe Namath at the offensive helm and earning the game's MVP award, the AFL All-Stars beat Buffalo, 30-19 (Jan. 15).

EXPAND, CONTRACT: The Jets lost Wahoo McDaniel, Willie West, Mike Hudock and LaVerne Torczon to the Miami Dolphins in the expansion draft (Jan. 16).

COME TOGETHER: Representatives of the AFL and NFL agreed to merge and play a world championship game following the 1966 season (June 8).

SPOILERS: The Jets closed their otherwise disappointing 6-6-2 season at Shea by whipping Boston, 38-28, to cost the Patriots the Eastern Division title and a berth in the AFL Championship game (Dec. 17).

1967

CRUSHING BLOW: RB Emerson Boozer was lost for the season after tearing knee ligaments during a 42-18 loss to the Chiefs at Kansas City. Boozer was challenging the pro touchdown record with 10 rushing TD and three receiving scores when he got hurt (Nov. 5).

WINNERS AT LAST: The Jets held off the Patriots, 29-24, at Boston to improve to 7-2-1 with four games left and clinch the first winning season in franchise history (Nov. 19).

400 CLUB: Joe Namath's 415-yard passing game in a 29-7 home win over the Dolphins made him the first QB in club history to throw for 400 yards in a game (Oct. 1).

4,000 CLUB: Namath's 343 yards in a season-ending 42-31 victory over the Chargers in San Diego on Christmas Eve gave him 4,007 yards for the season, making him the first QB in NFL history to throw for 4,000 yards in a season (Dec. 24).

1968

CHANGE AT THE TOP: Ownership partners Don Lillis, Leon Hess, Townsend Martin and Phil Iselin bought out Sonny Werblin, with Lillis assuming the club's presidency (May 21). Lillis died (July 23). Iselin was appointed president and Mrs. Helen Springborn, Lillis' daughter, joined the board of directors (Aug. 6).

CAMP RELOCATION: The Jets relocated their training camp to Hofstra University on Long Island in Hempstead, N.Y.

STORYBOOK TALE: The movie "Heidi" became a footnote in Jets and NFL history when NBC didn't show the final 50 seconds of the Jets-Raiders game, in which the Jets had just taken a 32-29 lead with 1:05 to play, to allow the children's special to begin on time. Oakland scored two TD in the last 42 seconds to win, 43-32 (Nov. 17).

ALL-PRO PARADE: Eleven Jets were named to the AFL's All-Star squad, the most postseason honorees in franchise history.

CHAMPS AT LAST: The Jets defeated Oakland, 27-23, for their first AFL championship before 62,627 at Shea Stadium. Joe Namath passed for three TD, including the game-winner to Don Maynard (Dec. 29).

1969

"JETS WIN!"

Matt Snell's first-half touchdown put the Jets ahead 7-0 en route to their 16-7 victory over the Colts in Super Bowl III.

SUPER BOWL III: The Jets became the first AFL team to win the Super Bowl, pounding out a 16-7 victory over the NFL's heavily favored Baltimore Colts at Miami's Orange Bowl. Joe Namath (17-for-28, 206 yards), who "guaranteed" the victory three days earlier, was named Super Bowl MVP.

Weeb Ewbank became the first coach to win world titles representing both leagues (Jan. 12).

NEW NEIGHBORS: Baltimore, Cleveland and Pittsburgh join the AFL clubs to complete the merger of the AFL and NFL. The Jets are placed in the new American Conference East with Baltimore, Boston, Buffalo and Miami (May 17).

NOT THE RETIRING TYPE: Namath announced his retirement from pro football in a dispute with the NFL over his ownership of a Manhattan bar, Bachelors III (June 6). Six weeks later, he announced the sale of Bachelors III and came out of retirement (July 18).

ALL-STAR FIRST: The Jets, the first AFL team to play in the Chicago preseason all-star game, defeated the College All-Stars, 26-24 (Aug. 1).

CROSSTOWN RIVALS: In a preseason game that had the feel of a regular-season rivalry, the Jets beat Giants, 37-14, at the Yale Bowl in the first meeting between New York's pro football teams. Namath threw three TD passes and Mike Battle returned a punt 86 yards for a score (Aug. 17).

WHAT A KICK: Steve O'Neal launched a 98-yard punt in the milehigh air of Denver during the Jets' 21-19 loss to the Broncos. The kick still stands as an NFL record for longest punt (Sept. 21).

ANOTHER CROWN: The Jets defeated the Oilers, 34-26, in the Astrodome to improve to 9-4 and clinch their second consecutive Eastern Division title (Dec. 6).

WINDED: Kansas City took its next step toward the Super Bowl by beating the Jets, 13-6, in the gusts of Shea Stadium in an AFL interdivisional playoff game (Dec. 20).

ALL-TIME BEST: Weeb Ewbank was named the all-time AFL coach and Namath, Don Maynard and Gerry Philbin were chosen to the league's all-time first team as selected by the Pro Football Hall of Fame.

1970

STRIKE ONE: The NFLPA strike left the Jets with only rookies on hand as full training camp was set to open (July 19). Veterans reported to camp after missing three weeks due to the strike (Aug. 3).

MONDAY, MONDAY: The Jets opened the season with a 31-21 loss to their new AFC rivals, the Browns, in Cleveland in ABC's inaugural Monday Night Football telecast (Sept. 21).

NEXT BAD BREAK: In the first meeting between the Jets and Colts since Super Bowl III, Joe Namath fractured his right wrist. He completed the game but then was sidelined for the rest of the season (Oct. 18).

NEW YORK, NEW YORK: The Jets and Giants met in the first regular-season game between the rivals, with the Giants coming back from a 10-3 third-quarter deficit for a 22-10 victory at soldout Shea Stadium (Nov. 1).

1971

SHORT STAY: All-Pro WR George Sauer announced his retirement after only six seasons of teaming up with Don Maynard and Joe Namath in the Jets' potent passing attack (April 16).

BIGGS BEGS OUT: Weeb Ewbank had a player exercise his option for the first time as DE Verlon Biggs signed with Washington, with the Redskins sending two draft choices to the Jets (June 10).

OH, JOE: Namath underwent surgery on his left knee after being hurt trying to make a tackle on a fumble return in the preseason opener against Detroit in Tampa (Aug. 7). After a streak of 19 regular-season games on the sideline, Namath returned in the second quarter vs. San Francisco and passed for 358 yards and three TDs in a 24-21 loss to the 49ers (Nov. 28).

1972

DUEL FOR THE AGES: Joe Namath had the finest passing day of his vaunted career, completing 15 of 28 for 496 yards and six touchdowns as the Jets outlasted the Colts and Johnny Unitas, 44-34, in Baltimore. The teams combined for 872 passing yards, then an NFL record (Sept. 24).

ON A RAMPAGE: The Jets set a club record that still stands of 333 rushing yards in their 41-13 steamrolling of the Patriots in Foxboro. John Riggins (168) and Emerson Boozer (150) became the first and only RB tandem in franchise history to both rush for 150 yards in a game (Oct. 15).

MAYNARD MARK: Don Maynard became pro football's all-time receiving leader with his 632nd career catch in the fourth quarter of a 24-16 Monday night loss at Oakland that eliminated the Jets from the playoffs (Dec. 11).

1973

HIRING A WINNER: Charley Winner, former head coach of the St. Louis Cardinals, was hired as an assistant coach under Weeb Ewbank and was named to succeed Ewbank as Jets head coach for the 1974 season (Feb. 1).

EVICTION NOTICE: Due to the Mets' presence in the World Series, the Jets were forced to play their first six games on the road. That included moving a home game against the Steelers to Pittsburgh's Three Rivers Stadium, leaving the Jets with only six home games for the season.

SAD AND SWEET: Ewbank coached his last game after 11 years as the Jets' football boss, but his departure was overshadowed by O.J. Simpson in the Buffalo Bills' 34-14 rout at Shea. Simpson's 200-yard rushing game gave him 2,003 yards for the year, making him the first player in NFL history to run for 2,000 yards in a season (Dec. 16).

1974

STRIKE TWO: The Jets opened training camp with 31 rookies and one veteran as another NFLPA strike began (July 9). Playing with a team composed mainly of rookies, the Jets defeated Denver, 41-19, in the preseason opener (Aug. 3).

COMPLETING THE MOVE: The Jets' new training facility opened at Hofstra University. The team first trained on the Hempstead, NY campus in 1968 (Sept. 3).

YALE LOCK: The Jets snapped the slump of their 1-7 start by posting their first regular-season win over their city rivals, the Giants, by 26-20 in overtime at the Yale Bowl. Joe Namath tied the score with a bootleg TD and won it on a 6-yard TD pass to Emerson Boozer (Nov. 10).

WEEB BOWS OUT: Weeb Ewbank announced his retirement as vice president of the Jets, effective at the end of the season (Nov. 12).

VICTORY BINGE: The Jets closed out the season with six consecutive victories to finish 7-7. In the streak were home upsets of playoff-bound Miami and Buffalo.

1975

DISHING THE PICK: The Jets traded their first-round draft pick, 12th overall, to New Orleans for DE Billy Newsome (Jan. 28).

NEW LEADER: Al Ward, vice president of the Dallas Cowboys, was named Jets general manager to succeed Weeb Ewbank, who had retired (Feb. 13).

JOE WON'T GO: Joe Namath turned down a reported multimillion-dollar World Football League contract to sign a two-year contract with Jets (July 30).

STRIKE THREE: The final preseason game between the Jets and New England was canceled when the Patriots' players went on strike (Sept. 14). The Jets' players voted to support the strike and walked out of camp the week of their season opener at Buffalo (Sept. 16). The strike was settled and the Jets returned (Sept. 18).

VISITOR FROM THE EAST: Japan's Emperor Hirohito attended the Jets' home opener, a 36-7 romp over the Patriots at Shea Stadium (Oct. 5).

FIRING A WINNER: Charley Winner was dismissed as head coach after the Jets lost six games in a row and were in the AFC East cellar with a 2-7 record. Offensive coordinator Ken Shipp was named interim head coach (Nov. 19).

A GRAND BACK: John Riggins finished the Jets phase of his Hall of Fame career by becoming the first back in franchise history to rush for 1,000 yards in a season. Riggins' fifth consecutive 100-yard game, for 121 yards against the Cowboys, gave him 1,005 for the season (Dec. 21).

1976

HOLTZ ARRIVES: Lou Holtz, who had a successful four years at North Carolina State, signed a five-year contract to become the Jets' head coach (Feb. 10).

DRAFT DÉJÀ VU: Eleven years after drafting Joe Namath, the Jets tabbed another Alabama QB in Richard Todd with their first-round selection (April 8).

ISELIN ILLNESS: President Phil Iselin, who led the Jets for eight years, suffered cardiac arrest while attending the team's game at Denver (Sept. 19). Three months later, Iselin suffered a fatal heart attack while at his office (Dec. 28).

HOLTZ DEPARTS: Holtz, deciding he wasn't right for the pros, resigned as Jets head coach with one game to go and returned to college coaching. Mike Holovak was named interim coach for the season finale vs. Cincinnati (Dec. 9).

JOE'S LAST STAND: Namath played in what was to be his final game as a Jet in a 42-3 loss to the Bengals (Dec. 12).

1977

WALT'S TIME: Veteran defensive coach Walt Michaels signed a three-year contract to become Jets head coach. Also, Leon Hess was named acting president (Jan. 5).

WAIVE GOODBYE: Joe Namath, who wore No. 12 and was a symbol of the Jets for 12 years, was granted his freedom as he was placed on waivers when a special trade attempt with Los Angeles was unsuccessful (April 1-April 12). A month later, he signed as a free agent with Rams (May 12).

SHEA HEY: After a two-month court struggle, the Jets were guaranteed two September games and two October games for each of the remaining six years of the Jets' Shea Stadium lease with New York City beginning in 1978. State Supreme Court Justice Harold Baer also allowed the Jets to play two preseason games plus their 1977 home opener in the Meadowlands (May 26).

KENSIL ASCENDS: Jim Kensil, executive director of the NFL since 1968, was named president and chief operating officer of the Jets. Hess, who served as acting president, became chairman of the board and chief executive officer for corporate matters (June 6).

WARD RESIGNS: Al Ward, Jets general manager since 1975, resigned (Dec. 30). He became assistant to the president of the AFC (April 1978).

1978

FAME-OUS WEEB: Weeb Ewbank was selected to be enshrined in the Pro Football Hall of Fame (Jan. 23).

JOE HANGS 'EM UP: Joe Namath announced his retirement from football.

GREEN CHANGES: For the first time since 1963, the Jets changed their uniform design. The team also adopted a new logo and changed the helmet to green (Feb. 27).

MICHAELS HONORED: Walt Michaels, who kept the youngest team in the NFL in playoff contention for 15 games, was named AFC Coach of the Year by UPI and by the Pro Football Writers of America.

1979

MNF DISTINCTION: The Jets defeated the Vikings, 14-7, at Shea Stadium in the first Monday Night Football telecast to originate from the New York City area (Oct. 15).

CLOSING KICK: The Jets defeated AFC East rivals Baltimore (30-17), New England (27-26) and Miami (27-24) in the final three games of the year to finish 8-8.

1980

MATT HEADS WEST: Backup QB Matt Robinson was traded to Denver for the Broncos' 1980 first- and second-round draft picks and QB Craig Penrose (Feb. 1).

ON THE LAM: The Jets send their two first-round picks, 13th and 20th overall, to San Francisco for the 49ers' second pick, which they used to selected Texas WR Johnny "Lam" Jones (April 29).

ON TARGET IN DEFEAT: Richard Todd completed 42 of 60 passes for 447 yards and three TD, breaking the NFL's record for completions in a game, and FB Clark Gaines caught 17 of those passes, setting a team record that still stands, but neither could salvage a 37-27 loss to the 49ers at Shea (Sept. 21).

1981

OWNER SHIFT: Townsend Martin sold his 25 percent interest in the Jets to Leon Hess, who assumed 75 percent ownership of the club. Helen Dillon remained at 25 percent (March 2).

RETURN TO PLAYOFFS: With their 28-3 victory over Green Bay at Shea, the Jets finished 10-5-1 and clinched their first playoff berth since 1969 (Dec. 20).

SACKMASTERS: In that Packers pummeling, the Jets added nine more sacks to finish the season with 66, at the time one shy of the NFL record. Ends Joe Klecko and Mark Gastineau, the leaders of the New York Sack Exchange, unofficially finished 1-2 in the NFL with 20.5 and 20 sacks respectively (Dec. 20).

Joe Klecko, Marty Lyons, Abdul Salaam, Mark Gastineau

BILLS COME DUE: After fighting back from a 24-0 deficit, the Jets' dreams died when Buffalo's Bill Simpson intercepted a Richard Todd pass on his 2 in the final 10 seconds to secure the Bills' 31-27 Wild-Card win at Shea (Dec. 27).

1982

KNEED TO THE SIDE: DE Joe Klecko was lost for 14 weeks after suffering a ruptured patella tendon in his knee in the fourth quarter of a 31-7 win at New England (Sept. 19).

STRIKE FOUR: The NFLPA struck pro football following the second regular-season weekend (Sept. 21). The league and the players' association agreed on a five-year contract to end the 57-day strike and to play an abbreviated nine-game schedule with a 16-team playoff format for the 1982 season (Nov. 16).

MUDDY END: The Jets won five of their last seven after the strike to finish 6-3 and reach the postseason for the second consecutive year. Then they posted road playoff wins at Cincinnati and the L.A. Raiders before falling to Miami, 14-0, in the Orange Bowl mud in the AFC title game.

1983

FREEMAN'S THE ONE: Freeman McNeil became the first Jet to lead the NFL in rushing as he finished with 786 yards on 151 carries (5.2 avg.) in the strike-shortened nine-game '82 season (Jan. 2).

WALT TO WALTON: After six seasons as head coach Walt Michaels announced his retirement (Feb. 9). The next day offensive coordinator Joe Walton was named head coach and defensive coordinator Joe Gardi was promoted to assistant head coach (Feb. 10).

RELOCATION PROJECT: Citing Shea Stadium as "rundown, neglected and the NFL's poorest facility for athletes and spectators alike," the Jets announced plans to move to the Meadowlands for the 1984 season (Oct. 6).

SHEA SWAN SONG: The Jets dropped a 34-7 decision to Pittsburgh in their final home game at Shea Stadium (Dec. 10).

1984

HESS OWNS IT ALL: Leon Hess assumed full ownership of the team as Helen Dillon, a partner since 1968, sold her 25 percent interest in the club (Feb. 9).

TA-TA, TODD: The Jets concluded a week of trading by sending QB Richard Todd to New Orleans for a first-round pick, 15th overall (Feb. 18).

NEW DIGS: The Jets got off on the wrong foot in their new Meadowlands home with a nationally televised 23-17 Thursday night loss to Pittsburgh despite a 97-yard kickoff-return TD by Bobby Humphery (Sept. 6).

ON THE MARK: Mark Gastineau led the NFL in sacks for the second straight year, this time with a then league-record 22 sacks, which earned him his fourth out of five Pro Bowl appearances (Dec. 13).

1985

JOE ENSHRINED

Joe Namath became the franchise's first player to be elected to the Pro Football Hall of Fame (Jan. 29) and be formally enshrined in Canton (Aug. 3).

NO. 12: In an emotional halftime ceremony televised nationally on Monday night, Namath came down from the ABC announcers' booth to have his uniform number retired. The Jets then completed their 23-7 win over Miami (Oct. 14).

POINTED RESPONSE: The Jets scored the most points in club history in trouncing Tampa Bay, 62-28. The Green & White racked up 581 yards of offense, with Ken O'Brien tossing five TD passes, three to TE Mickey Shuler (Nov. 17).

SUPERFLY: O'Brien and WR Wesley Walker connected for the longest scrimmage play in club history, a 96-yard touchdown pass that opened a 14-0 lead en route to the Jets' 27-7 win over the Bills at Buffalo (Dec. 8).

PLAYOFF CLINCHER: With a 37-10 home victory over Cleveland, the Jets finished 11-5 and clinched their third playoff spot in five years. O'Brien finished with a 96.2 passer rating to became the first Jets QB to lead the NFL in that category (Dec. 22).

DEATH BY TURNOVERS: The Jets gave the ball away four times, including on a fumbled kickoff that New England returned for a TD, in dropping a 26-14 Wild-Card decision to the Patriots, who went on to Super Bowl XX (Dec. 28).

1986

AIR WARS: WR Wesley Walker set the club record for most touchdowns in a game with four TD receptions and Ken O'Brien's Jets (449) and Dan Marino's Dolphins (435) combined for 884 net passing yards — still the NFL record — in the Jets' 51-45 overtime thriller (Sept. 21).



Wesley Walker

HOT START: The Jets won their ninth straight game — still a franchise record — as two late touchdowns propelled them to a 31-16 home win over Indianapolis and a 10-1 record (Nov. 16).

HURT FINISH: But the Green & White lost their last five games and limped into the playoffs because of a rash of injuries to key players. Pro Bowl LB Lance Mehl was lost for the season with a knee injury (Oct. 26). DE Mark Gastineau suffered a knee injury in the Colts win that cost him the rest of the regular season. And NT Joe Klecko and OT Reggie McElroy both needed reconstructive surgery after knee injuries vs. Pittsburgh (Dec. 13).

I, TOON: Al Toon elevated himself among the NFL's wide receivers with 85 receptions, the most in a season in club history and second in the AFC. He was voted team MVP and selected for his first Pro Bowl (Dec. 17).

1987

ERIE ENDING: In one of the most disappointing losses in their history, the Jets dropped a 23-20 decision to the Browns on Mark Moseley's 27-yard field goal 17:02 into overtime after holding a 20-10 lead at the two-minute warning in regulation (Jan. 3).

HALL OF A WIDEOUT: Don Maynard joined teammate Joe Namath and coach Weeb Ewbank as Jets to be voted into the Pro Football Hall of Fame (Jan. 27) and to become officially inducted into Canton (Aug. 8).

STRIKE FIVE: The NFLPA began a strike following the Jets' 43-24 romp over the Patriots on Monday Night Football ended the schedule for the second week of the season (Sept. 22).

COMEBACK PLAYERS: After Week 3 of the season was canceled, the next three games (Weeks 4-6) were played by teams of replacement players. The NFLPA sent its striking players back to work for the remainder of a 15-game regular season. In their first game back, the Jets fell to the Redskins at RFK Stadium, 17-16 (Oct. 25).

LUCKY 13: Flanked by fellow Jets Hall of Famers Ewbank and Namath, Maynard was presented with his Hall of Fame ring and his uniform number (13) was retired in halftime ceremonies of a 19-14 loss to Indianapolis (Nov. 1).

1988

TRUCKED OUT: Joe Klecko, the only defensive player in NFL history to make the Pro Bowl at three different positions (DE, DT, NT), was waived upon failing his physical after the club recommended he retire (Feb. 8).

SPINNING TOP: Jim Kensil took medical retirement after serving 11 seasons as team president, and Steve Gutman, the club's corporate treasurer and administrative manager since 1977, was named as Kensil's successor (June 14).

LOST LINEBACKERS: The Jets said goodbye to two veteran LBs in training camp as former Pro Bowler Lance Mehl announced his retirement and Bob Crable injured his knee, underwent reconstructive surgery, was lost for the year and retired after the season (August).

GUSHER: The Jets scored 45 unanswered points in a 45-3 rout of the Oilers, with the 42-point margin of victory still the largest in franchise history.

MARK'S TIME: Citing personal reasons, DE Mark Gastineau left the team in midseason, announced his retirement, and was placed on reserve/retired (Oct. 21).

MORE TOON: WR Al Toon, with 93 catches, became the only Jet to lead the NFL in receptions since the 1970 merger and set the franchise record that still stands.

1989

PRIME-TIME HISTORY: The Jets lost at home to Oakland, 14-7, on Monday Night Football in the Raiders head-coaching debut of Art Shell, who became the first African-American head coach in the NFL's modern era (Oct. 9).

FUMBLE RUMBLE: Safety Erik McMillan equaled the NFL record for most fumble-return touchdowns in a season (2) when, two weeks after he had a 74-yard return TD at New Orleans, he had a 45-yard return score vs. San Francisco (Oct. 29).

IMPORTANT HIRE: Owner Leon Hess and president Steve Gutman named Dick Steinberg, the former New England director of player development, as the Jets' vice president/general manager (Dec. 18).

WALTON ERA ENDS: Joe Walton's Jets finished 4-12 with a lifeless 37-0 home loss to Buffalo (Dec. 23), setting the stage for Steinberg, citing the need for the team to get off to a "fresh start," to announce Walton's dismissal and the start of a head-coaching search (Dec. 26).

1990

COSLET'S THE COACH: GM Dick Steinberg concluded his search by naming Cincinnati offensive coordinator Bruce Coslet as the eighth full-time head coach in club history (Feb. 6).

UNIFORM CHANGE: For the fourth time in franchise history and third time in Jets annals, the team changed uniform designs. The Jets added black to accent their green and white colors and switched to green pants as part of their road uniforms (Sept. 9).

LIDLIFTER: The Jets registered their first win of the Steinberg-Coslet era with a 24-21 win over Cleveland in their home opener (Sept. 16).

RECORD RETURN: Rookie WR-KR Terance Mathis tied an NFL record, broken in 1994, when he returned a punt 98 yards for a touchdown in the 24-9 Meadowlands victory over Dallas (Nov. 4).

1991

OLÉ, RAÚL: Raúl Allegre's 44-yard field goal as time expired sent the Jets' do-or-die game against Miami to overtime, where Allegre won it, 23-20, with a 30-yarder as the Jets, despite their 8-8 record, returned to the playoffs (Dec. 22).

PAT ON THE BACK: Kicker Pat Leahy retired on a down note after missing the regular-season finale vs. Miami and the playoff game. But Leahy finished his remarkable 18-year career, all as a Jet, with 1,470 points, which still stands as the franchise's career scoring mark.

DRY HOLE: In their first playoff game in five years, the Jets came up short on several key second-half plays and lost to the Oilers in the Astrodome, 17-10 (Dec. 29).

1992

PASSING FANCY: After a strong showing in the Jets' 5-0 preseason, Browning Nagle took over the offensive controls and threw for 366 yards and a touchdown in the season-opening 20-17 loss at Atlanta. The yardage total was the second-highest at the time by a QB making his first NFL start (Sept. 6).

TOON OUT: After suffering a severe concussion in Game 9 at Denver, WR Al Toon announced his retirement. Toon left the game with a club-record 101-game pass-catching streak (Nov. 27).

HORRIFIC COLLISION: DE Dennis Byrd was partially paralyzed in a freak collision with teammate Scott Mersereau in the third quarter of the Jets' 23-7 Game 12 loss vs. Kansas City (Nov. 29). Byrd had spinal surgery at Lenox Hill Hospital (Dec. 3), then was moved to Mount Sinai Medical Center to begin his rehabilitation (Dec. 9).

SLUMPBUSTERS: Inspired by Byrd, the Jets defeated the AFC East-leading Bills, 24-17, in Buffalo. SS Brian Washington sealed the upset with a fourth-quarter interception of Jim Kelly that he returned for the winning TD (Dec. 6).

SIGNIFICANT HONOR: The Jets honored Byrd with the Most Inspirational Player Award, which the next year was renamed the Dennis Byrd Award and has been presented annually to the Jets' "Most Inspirational Player" as voted by the team.

1993

BYRD WALKS: Dennis Byrd, with the aid of two canes, walked into a news conference at Mount Sinai Medical Center in New York to announce he would be leaving New York and returning home to Tulsa, Okla., to continue his rehab (Feb. 12). Byrd returned to the Meadowlands for the first time since his paralyzing accident, walking unaided onto the field to be honored at halftime ceremonies on opening day (Sept. 5).

LOTT SIGNS: GM Dick Steinberg made his first major signing under the NFL's new Collective Bargaining Agreement by adding nine-time Pro Bowl S Ronnie Lott to the Jets' roster (March 8).

BOOMER COMES HOME: Steinberg completed a trade with Cincinnati, bringing Pro Bowl QB and Long Island native Boomer Esiason to the Jets in exchange for a third-round draft pick (March 17).

O'BRIEN PACKS IT IN: QB Ken O'Brien, at the time second on the Jets' all-time passing list, was traded to Green Bay for a fifth-round draft pick (Apr. 5).

McNEIL RETIRES: RB Freeman McNeil, then the Jets' all-time leading rusher and 14th on the NFL's all-time list, retired. McNeil set an NFL record with at least a 4.0 yard average in each of his 12 seasons (Apr. 21).

DRAFT-DAY TRADE: The Jets traded the third selection in the draft to Phoenix in exchange for the Cardinals' fourth overall pick and Pro Bowl RB Johnny Johnson. Then the Jets drafted the player they had wanted, Florida State All-America LB Marvin Jones (Apr. 25).

SHULA DENIED: The Jets defeated Miami, 27-10, at the Meadowlands, forcing Dolphins coach Don Shula to wait another week before getting his 325th career victory and breaking George Halas' all-time record (Nov. 7).

SUPER REUNION: The members of the Jets' Super Bowl III team were reunited at the game against the Bengals to celebrate the 25th anniversary season of that historic victory. A weekend of activities was capped by the players being honored at halftime of the Jets' 17-12 victory over the Bengals while wearing "throwback" uniforms (Nov. 21).

1994

CARROLL PROMOTED: Defensive coordinator Pete Carroll became the ninth full-time head coach in club history when he replaced Bruce Coslet, who compiled a 26-38 record in his four seasons at the helm (Jan. 7).

RECORD CROWD: The franchise's largest home crowd to date, 75,606, watched the Jets battle Miami for a share of first place in the AFC East. The Jets led, 24-6, in the third quarter before Dan Marino led a furious comeback, capped by the "fake spike" TD pass to Mark Ingram, for the Dolphins' 28-24 win (Nov. 27).

STEINBERG ILLNESS: The team announced before its season finale against the Houston Oilers that vice president/general manager Dick Steinberg had stomach cancer (Dec. 24). Steinberg died Sept. 25, 1995.

1995

RICHIE'S BALL: Owner Leon Hess named Rich Kotite the 10th full-time head coach in franchise history after firing Pete Carroll after the Jets finished 6-10 in his only season as coach (Jan. 5).

MOORE, MOORE, MOORE: WR Rob Moore was traded to Arizona the night prior to the draft for RB Ronald Moore and the Cardinals' No. 1 choice (Apr. 21). As a result, the Jets held two first-round picks for the first time since 1984 (Russell Carter, Ron Faurot) and selected Penn State TE Kyle Brady and DE Hugh Douglas from Central State of Ohio (Apr. 22).

KOTITE'S FIRST: Kotite won his first game as Jets head coach with a 27-10 victory over the expansion Jacksonville Jaguars at the Meadowlands (Sept. 17).

WAYNE'S WORLD: WR Wayne Chrebet, the rookie FA from Hofstra, passed WR Al Toon the previous week, then became the Jets' all-time leading rookie receiver with four catches at New England in game 14, surpassing Matt Snell's 56-catch mark set in 1964 (Dec. 10).

THANK HUGH: Douglas was named the NFL Defensive Rookie of the Year after leading all first-year players with a team-rookie-record 10 sacks.

1996

NEIL LEADS PARADE: QB Neil O'Donnell, after leading Pittsburgh to four straight playoff appearances that included a berth in Super Bowl XXX, signed with the Jets as an unrestricted free agent (Feb. 28). O'Donnell was one of a long line of veteran free agents that included tackles Jumbo Elliott and David Williams, WR Jeff Graham and QB Frank Reich, to join the Jets in the off-season.

KEY DRAFT PICK: For the first time in club history, the Jets had the first overall pick of the NFL Draft and selected Southern Cal All-America WR Keyshawn Johnson (Apr. 20).

O'DONNELL'S WOES: O'Donnell suffered a shoulder injury in Game 6 against Oakland (Oct. 6). After sitting out six games, the QB was preparing to return for Game 13 vs. Houston when he tore a calf muscle during pregame warmups (Dec. 1), which would sideline him the rest of the season.

MURRELL GETS A THOU: With 103 rushing yards in a loss at Buffalo, RB Adrian Murrell reached 1,000 yards for the season (Nov. 24) and ultimately became only the third RB in NFL history to rush for 1,000 yards for a one-win team.

KOTITE STEPS ASIDE: Two days before the season finale against Miami, Rich Kotite stepped aside as head coach (Dec. 20). The loss to the Dolphins dropped Kotite's two-season record to 4-28.

1997

A PRESIDENT PASSES: Former Jets president and NFL official Jim Kensil, who spent 12 seasons with the club from 1977-88 and helped guide the Jets to four playoff appearances before retiring, died (Jan. 16).

A LITTLE BUBBLY: The Jets upgraded their Hofstra University practice facilities with improved grass and turf fields and a new air-supported indoor practice bubble (July 2).

PARCELLS HIRING BEGINS NEW ERA

On Feb. 3, 1997, the Jets hired longtime Bill Parcells' assistant Bill Belichick as their head coach, naming Parcells as a consultant, all of which spurred an official complaint from New England, which claimed Parcells was still under contract to the Patriots. Leon Hess and Patriots owner Bob Kraft met with NFL commissioner Paul Tagliabue in New York over the Parcells matter. After hours of negotiations, Tagliabue ruled Parcells could take over the Jets' football operations immediately. In return, the Jets would compensate the Patriots with four high draft picks over the next three years — third and fourth-round picks in 1997, their second-rounder in '98 and their first-rounder in '99. On Feb. 11, Parcells became the 11th full-time head coach in club history when he was introduced at a news conference at Weeb Ewbank Hall. Belichick was named assistant head coach/defensive coordinator.

BOFFO DEBUT: Jets fans had to be delirious with the result of the first game of the Parcells era, a 41-3 rout of the Seahawks in Seattle in which Neil O'Donnell threw five touchdown passes and the Jets gained 434 yards.

A.G. ACHIEVEMENT: Aaron Glenn became the first cornerback in franchise history to be named a starter in a pro football all-star game when he was elected to the Pro Bowl (Dec. 11).

WINNERS AGAIN: The Jets didn't make it to the playoffs in Parcells' first year, but they posted their first winning season at 9-7 in nine years and at least played in a win-you're-in-lose-you're-out game, the regular-season finale at Detroit in which Barry Sanders and the Lions prevailed, 13-10 (Dec. 21).

1998

THE NEXT NEW LOOK: The Green & White went back to the future with a "new" logo. Actually, the team returned to the uniform and logo worn at the Jets' inception in 1963 and during their Super Bowl III victory season (Feb. 3).

THEIR FAVORITE MARTIN: RB Curtis Martin officially became a New York Jet as the restricted free agent offer sheet he signed was not matched by the Patriots. The Jets did have to give up first and third-round picks, but coach Bill Parcells stated that Martin was worth it (March 25).

VINNY FROM ELMONT: QB Vinny Testaverde signed as a free agent and returned to Long Island, where he grew up,

and fulfilled a lifetime dream of playing for the Jets. With the signing, QB Neil O'Donnell was released (June 24).



Woody Johnson

DIVISION CONQUERED: The Jets defeated the Bills, 17-10, at Buffalo to clinch their first AFC East title. The tough road victory also assured them of a first-round bye in the playoffs (Dec. 19).

A DOZEN W'S: The Jets set a club season record for victories when they beat the New England Patriots, 31-10, in their regular-season finale for their 12th win (Dec. 27).

1999

HOME FOR THE PLAYOFFS: The Jets, playing in their first home playoff game since 1986, won their first playoff game since that season when they defeated the Jacksonville Jaguars at the Meadowlands, 34-24 (Jan. 10).

FALLING SHORT AT MILE HIGH: The Jets took a 10-0 third-quarter lead but were unable to play the mistake-free football they had played all season in committing six turnovers and saw the Broncos come back for a 23-10 victory in Denver en route to defending their Super Bowl championship (Jan. 17).

VINNY'S SPOILS: Vinny Testaverde, after going 12-1 as the regular-season starting QB, throwing a club-record 29 TD passes, being named team MVP, guiding the Jets to the AFC Championship Game and playing in the Pro Bowl, was signed to a three-year deal with a four-year option (March 1).

HESS PASSES ON: Owner Leon Hess died at 85 due to complications from a blood disease (May 7). Hess started Hess Oil from his father's one truck heating oil delivery business during the depression and built it into a multibillion-dollar company. He was one of a group of five who originally bought the New York Titans out of bankruptcy in 1963, and he became the sole owner of the Jets in 1984.

JETS FOR SALE: The estate of Leon Hess announced the Jets would be sold according to wishes expressed in Hess' will (May 21).

ACHILLES HEEL: Testaverde ruptured his Achilles tendon in the second quarter of the season opener against New England and was lost for the season (Sept. 12). It was the first of numerous injuries as 15 Jets combined to miss 108 games and 89 starts due to injuries.

2000

TUNA SWIMS UPSTAIRS: Bill Parcells announced a day after the 1999 season ended that "I'm not going to coach any more football games." Parcells stayed on as director of football operations, and by contract Bill Belichick took over for Parcells as head coach (Jan. 3).

ONE AND DONE I: A day after taking the job, Belichick stunned the Jets and the football world by resigning as head coach, citing the uncertainty of the new ownership situation. Jets president Steve Gutman said Belichick had a signed contract "that is clear, unambiguous and specific" (Jan. 4).

WOODY'S TEAM: The estate of Leon Hess entered into an agreement to sell the New York Jets to Robert Wood Johnson IV for $635 million. The NFL voted unanimously to accept its finance committee's recommendation to approve the sale to Woody Johnson (Jan. 18).

GROH STEPS UP: The Jets elevated linebackers coach Al Groh to head coach, making him the 12th full-time head coach in the franchise's 40-year history (Jan. 24).

DEAL STRUCK: After NFL Commissioner Paul Tagliabue and Federal Judge John W. Bissell ruled the Jets' contract with Belichick was valid, Parcells and New England owner Robert Kraft ended the "border war" between the teams and brokered compensation for Belichick to become head coach of the Patriots. The Jets received the Pats' first-round pick (16th overall) in the 2000 draft plus its fourth- and seventh-round picks in 2001. The Jets sent the Patriots a fifth-round pick in 2001 and a seventh-rounder in 2002 (Jan. 27).

KEY TRADE: The Jets sent WR Keyshawn Johnson, the first overall pick in the 1996 draft, to Tampa Bay for two first-round draft choices (Nos. 13 and 27) in the 2000 draft (April 12).

FOUR OF A KIND: The Jets became the first team ever to make four first-round selections in the NFL Draft, selecting DE Shaun Ellis at No. 12, DE John Abraham at No. 13, QB Chad Pennington at No. 18 and TE Anthony Becht at No. 27 (April 15).

CROSS TABBED TO HEAD JETS DEVELOPMENT: Jay Cross, president of business operations of the NBA's Miami Heat, was hired as president of Jets development (July 25).

TESTAVERDE RETURNS: QB Vinny Testaverde, who missed virtually all of 1999 with a ruptured Achilles' tendon, completed 23 of 44 for 261 yards and a TD in the Jets' season-opening 20-16 win at Green Bay, the first victory in their club-record 4-0 start (Sept. 3).

MIRACULOUS: The fourth comeback victory of the season was the most incredible in franchise history as the Jets rallied from a 30-7 deficit for a 40-37 overtime victory over the Miami Dolphins on Monday Night Football at the Meadowlands. The Green & White scored a club-record 30 fourth-quarter points en route to the biggest comeback in franchise history (Oct. 23).

ONE AND DONE II: After less than one year on the job, Groh accepted an offer to coach at his alma mater, the University of Virginia (Dec. 29).

2001

OVER AND OUT: Bill Parcells resigned from the Jets, ending his four-year reign (three as head coach) in charge of the football operations with a 39-26 regular-season record and 1-1 in the postseason (Jan. 9).

GIVE MY REGARDS: Two days after Parcells resigned, owner Woody Johnson chose Terry Bradway, the Kansas City Chiefs' vice president of player personnel, as his new general manager (Jan. 11).

HERM'S TURN: The Jets named Herman Edwards, Tampa Bay's assistant head coach and secondary coach, as their 13th full-time head coach. Edwards was tabbed after he, Maurice Carthon, Dom Capers and Ted Cottrell interviewed with Johnson and Bradway (Jan. 18).

JOB WELL DONE: Bill Hampton, the Jets' equipment manager for 37 seasons, retired and turned over the department's reins to his son, Clay (March 1).

TERROR HITS HOME: The second week of the season was postponed due to the terror attacks against the United States. The games were rescheduled to be played after the original last week of the regular season (Sept. 13).

HERM'S FIRST: Edwards earned his first NFL head-coaching win when the Jets defeated the Patriots, 10-3, at New England (Sept. 23).

EMOTIONAL MONDAY: The Jets honored the victims and heroes of the World Trade Center attacks in a stirring pregame ceremony before their 19-17 loss to the 49ers on Monday Night Football. Edwards presented the game ball the Jets players had presented to him after his first NFL head-coaching win the week before to New York City Mayor Rudolph Giuliani (Oct. 1).

2002

HALL OF A KICK: John Hall's 53-yard field goal with 59 seconds left lifted the Jets over the Raiders, 24-22, in Oakland in the regular-season finale and into the playoffs. Herm Edwards thus became the first coach in club history to guide his team to the playoffs in his first year at the helm. The Jets' reward: a return trip to Oakland six days later for the AFC Wild Card Game (Jan. 6).

RAIDERS' REVENGE: The Jets fell to Oakland in the rematch in a 38-24 Saturday night shootout that was the NFL's first-ever prime-time postseason game (Jan. 12).

MORTON'S OF BUFFALO: Chad Morton became the first player in NFL history to return kickoffs for TD in both regulation and overtime, with his 96-yard OT return lifting the Jets past the Bills at Buffalo, 37-31, on opening day (Sept. 8).

PACKING FOR PLAYOFFS: The Jets qualified for the playoffs and won the AFC East when their 42-17 thumping of the Green Bay Packers followed New England's 24-21 OT win over Miami. The Jets, Patriots and Dolphins all finished at 9-7, with the Green & White winning the division based on a better record in common-opponent games (9-5 to the Pats' and Dolphins' 8-6 records) (Dec. 29).

PENNINGTON IMPACT: The Green Bay game was QB Chad Pennington's 12th of the season and was his best of the regular season in terms of passer rating — his 17-for-24 accuracy for 196 yards and four TD gave him a 134.7 rating and lifted his season rating to 104.2, the best in club history and the top mark among qualifying NFL quarterbacks (Dec. 29).

2003

COLTS CORRALED: The Jets rolled to the first postseason shutout in club history when they blanked Indianapolis, 41-0, in the AFC Wild Card Game. The 41-0 win tied the New York Giants (2002 NFC Championship vs. Minnesota) for the second-most points in a shutout victory in NFL history (Jan. 4).

TARGETING D-ROB: The Jets traded two first-round draft choices (Nos. 13 and 22) and a conditional pick to Chicago for the Bears' fourth overall pick (April 25). The next day they selected Kentucky DT Dewayne Robertson fourth overall.

JOE'S NEW TITLE: The Jets announced that Hall of Fame QB Joe Namath would serve as the club's ambassador-at-large (June 25).

EASTERN EXPOSURE: The Jets became New York's first pro football team to travel to Asia as they took on the Tampa Bay Buccaneers, the defending Super Bowl champions, in the American Bowl. The Bucs downed the Jets in the Tokyo Dome, 30-14, in the season's first preseason game (Aug. 2).

CHAD'S CALAMITY: QB Chad Pennington suffered a fracture/dislocation of his left wrist while scrambling out of the pocket during the annual preseason game against the New York Giants (Aug. 23). He had surgery that night and was able to return to action 10 weeks after the operation in relief of Vinny Testaverde against the Eagles in Philadelphia (Oct. 26).

THURSDAY KICKOFF: The Jets kicked off the NFL's regular season, opening the schedule with a 16-13 Thursday night loss to the Redskins at Washington (Sept. 4).

2004

FIVE ALIVE: After a rare home opener, a win against the Bengals, the Jets reeled off four more wins to open the season 5-0 for the first time in franchise history. Included in the streak were wins at San Diego and Miami, then home over Buffalo and San Francisco (Oct. 17).

CHAD CUFFED: QB Chad Pennington suffered what turned out to be the first rotator cuff tear in his throwing shoulder when falling awkwardly at the end of scramble in the third quarter of the 22-17 loss at Buffalo (Nov. 7). Pennington missed three games before returning to lead a 29-7 win over Houston (Dec. 5), and he played through the playoffs before undergoing surgery (Feb. 8).

MAWAE-HAWAI'I VI: Kevin Mawae was selected to play in his sixth consecutive Pro Bowl. It was the second-longest all-star streak in club history behind OT Winston Hill, who played in seven straight, three AFL All-Star Games and four Pro Bowls, from 1967-73 (Dec. 29).

2005

CURT BY A NOSE: RB Curtis Martin gained just enough in the regular-season finale at St. Louis, 153 yards on 28 carries, to edge Seattle's Shaun Alexander by a single yard

1963 - 2003

NY XL

Four Decades of Jets Football

40 YEARS OF STARS: Green & White fans, after a season-long campaign to vote for their favorite players in the first four decades of Jets football, selected 28 players. The "NY-XL" team was honored at halftime of the 21-16 Saturday night loss to New England (Dec. 20)

OFFENSE

Pos	Name	Seasons
WR	Wesley Walker	1977-89
WR	Don Maynard	1960-72
WR	Al Toon	1985-92
T	Jason Fabini	1998-05
T	Marvin Powell	1977-85
T	Winston Hill	1963-76
G	Randy Rasmussen	1967-81
C	Kevin Mawae	1998-05
C-G	Jim Sweeney	1984-94
TE	Mickey Shuler	1978-89
QB	Joe Namath	1965-76
RB	Curtis Martin	1998-05
RB	Freeman McNeil	1981-92
FB	Matt Snell	1964-72

DEFENSE

Pos	Name	Seasons
DE	John Abraham	2000-05
DE	Mark Gastineau	1979-89
DT-DE	Joe Klecko	1977-87
DT	Marty Lyons	1979-89
LB	Kyle Clifton	1984-96
LB	Mo Lewis	1991-2003
LB	Greg Buttle	1976-84
CB	James Hasty	1988-94
CB	Aaron Glenn	1992-2001
S	Victor Green	1993-2001
S	Bill Baird	1963-69
RB-KR	Bruce Harper	1977-84
K	Pat Leahy	1974-91
P	Chuck Ramsey	1977-84

All-Time Four Decades Team (Halftime Ceremony - 12/20/03)

Pictured: (Standing): Greg Buttle, Jim Sweeney, Joe Klecko, Winston Hill, Wesley Walker, Kyle Clifton, Joe Namath, Mickey Shuler, Mark Gastineau, Don Maynard, James Hasty, Chuck Ramsey and Bruce Harper. (Kneeling): Al Toon, Randy Rasmussen, Marty Lyons, Freeman McNeil, Victor Green, Bill Baird and Pat Leahy.

for the NFL's 2004 rushing title. Martin, with 1,697 yards, became just the second player in club history to capture the prestigious title, 23 years after Freeman McNeil (Jan. 2).

Curtis Martin

VAUNTED VILMA: LB Jonathan Vilma, the Jets' first-round draft choice, was named NFL Defensive Rookie of the Year (Jan. 7).

WORKING OVERTIME: The Jets became the first NFL team to play three consecutive overtime games, including their regular-season-ending 32-29 loss in St. Louis (Jan. 2), their 20-17 Wild Card win at San Diego (Jan. 8) and their heartbreaking 20-17 Divisional Round loss at Pittsburgh (Jan. 15).

CHAD CUFFED II: Chad Pennington suffered the second rotator cuff tear in his right shoulder in less than a year when his arm was yanked from behind as he was trying to pass against Jacksonville (Sept. 25). He then underwent arthroscopic surgery, his second shoulder operation in eight months (Oct. 6).

VINNY REDUX: Vinny Testaverde was signed as the emergency backup to Brooks Bollinger (Sept. 27) after Pennington and No. 2 QB Jay Fielder were injured vs. the Jaguars. Testaverde moved into the starting lineup and directed an inspirational 14-12 home win over Tampa Bay (Oct. 9) before losing his next three starts and handing the reins back to Bollinger.

END OF A TRADITION: The Jets, who played in ABC's first Monday Night Football telecast in 1970, played in the network's last in a 31-21 loss to New England at the Meadowlands (Dec. 26).

2006

DEAL HERM OUT: Jets deal head coach Herm Edwards to Kansas City for the Chiefs' fourth-round draft choice. General manager Terry Bradway immediately began setting up interviews to find a successor (Jan. 6).

ERIC ERA: Eric Mangini was hired as the team's 14th full-time head coach. Mangini, a Jets defensive assistant under Bill Parcells from 1997-99 became, at the time, the 15th-youngest head coach in league history, holding his introductory news conference two days before his 35th birthday (Jan. 17).

T, TOO: Mike Tannenbaum is promoted to general manager by Woody Johnson as Terry Bradway steps back to focus exclusively on player personnel and the draft (Feb. 7).

ABE TRADED: The Jets completed a three-team trade with Atlanta and Denver that sent DE John Abraham, one of their first-round picks in 2000, to the Falcons for the 29th overall pick, which the Broncos traded to the Falcons (March 21).

BRICK AND NICK: The Jets begin rebuilding their offensive line through the draft by selecting tackle D'Brickashaw Ferguson with their fourth overall pick and center Nick Mangold with the 29th pick from the Abraham deal (April 29).

NO. 80 SAYS GOODBYE: Wayne Chrebet, one of the most popular players in franchise history, announced his retirement from football (June 2).

PATS ON THE BACK: After a 4-4 first half, the Jets opened the second half of the season with a 17-14 upset of the Patriots at Gillette Stadium, Mangini's "home office" for the previous four seasons (Nov. 12).

FANTASTIC FINISH: The Jets picked up speed with five wins in their last six games to gain the AFC's fifth seed in the playoffs. The victory that locked it up was the solid 23-3 home win over the Raiders on New Year's Eve that secured a 10-6 record and clinched the postseason berth (Dec. 31).

2007

LYING IN WAIT: The Jets' second visit of the season to Gillette Stadium didn't go as well as the first in November as the Patriots pulled away for a 37-16 AFC Wild Card victory (Jan. 7).

NEW BACK IN TOWN: The Jets announced the acquisition of the Bears' Thomas Jones after negotiating a contract extension with his agent and swapping second-round picks, their 37th overall for the Bears' 63rd (March 6).

TRADE WINDS: Mike Tannenbaum consummated two dramatic first-day draft trade-ups, moving 11 rungs to No. 14 overall in a trade with Carolina to select CB Darrelle Revis, then 16 slots in Round 2 to No. 47 in a trade with Green Bay to take LB David Harris (April 27).

FAREWELL, CURT: RB Curtis Martin formally announced his retirement from the Jets and the NFL with an 11-stop media blitz around New York City. "Retirement's not an end but a beginning ...I don't see this as a sad time," Martin said (July 26).

CHREBET ENCORE: Wayne Chrebet returned to the Meadowlands turf one more time to be honored at halftime on Wayne Chrebet Day. Fittingly, the Jets defeated No. 80's favorite opponents, the Dolphins, 31-28, for their first win of the season (Sept. 23).

REMEMBER THE TITANS: The Jets set aside their green and white uniforms for navy and gold throwback threads

worn by the New York Titans of 1960-62 and recognized four Titans who went on to play for the Jets' Super Bowl III team — WR Don Maynard, RB Bill Mathis, LB Larry Grantham and P Curley Johnson. The new look didn't help in the 16-9 loss to the Eagles (Oct. 14), but the Jets served in the navy one more time and scored their most points of the season in their 40-13 victory at Miami (Dec. 2).

NO. 28 AGAIN: Curtis Martin was back in the Meadowlands on Curtis Martin Day to receive tribute from Jets fans in honor of his outstanding career. The opponent was fitting — Pittsburgh is Martin's hometown — and the occasion helped lift the Jets to their most noteworthy win of the season, 19-16 in OT over the playoff-bound Steelers.

2008

IN WITH THE NEW: The Jets made aggressive roster moves once the unrestricted free agency period began. They signed perennial Pro Bowl G Alan Faneca, OT Damien Woody, LB Calvin Pace, Pro Bowl FB Tony Richardson and TE Bubba Franks as free agents and traded with Carolina for DT Kris Jenkins. They also traded two former first-round picks, LB Jonathan Vilma (to New Orleans) and DT Dewayne Robertson (to Denver) (Feb. 29-April 25).

BRETT THE JET: GM Mike Tannenbaum struck a trade with Packers GM Ted Thompson that brought Brett Favre, the NFL's all-time passing leader to the Jets for a conditional (2009 third round) draft pick (Aug. 6). Favre made his Green & White debut in the second preseason game at home vs. the Redskins (Aug. 16) and his regular-season debut in the 20-14 victory over the Dolphins at Miami (Sept. 7). Favre finished the season with 22 touchdowns passes and led the Jets to a 9-7 record.

PILES OF POINTS: The Jets enjoyed two historic home offensive explosions. They stopped the Super Bowl-bound Arizona Cardinals, 56-35, grabbing a 35-0 halftime lead as Favre threw six touchdown passes for the first time in his career and tying Joe Namath's franchise record (Sept. 28). Against the Rams, the Jets opened a record-setting 40-0, first-half lead en route to a 47-3 victory, the largest margin-of-victory in franchise history (Nov. 9).

ROAD RAGE: The Jets 8-3 start was punctuated by the best three-game road stretch in franchise history. They trimmed the Bills (5-2 coming in), 26-17, at Buffalo (Nov. 2). Two weeks later they went to New England on Thursday night and outdueled the Patriots (6-3), 34-31, winning on Jay Feely's overtime field goal (Nov. 13). Finally, they knocked out the Titans (10-0), the NFL's last unbeaten team, 34-13 at Tennessee (Nov. 23).

EXIT ERIC: The day after their 2008 season ended with four losses in their last five games to finish 9-7, owner Woody Johnson and GM Mike Tannenbaum held a news conference to announce that Eric Mangini would not return after three seasons as the Jets head coach. He left with a 23-26 record, including a loss in his only playoff appearance after the 2006 season (Dec. 29).

2009

REX REIGN BEGINS: After an aggressive three-week search, during which a half-dozen candidates were interviewed for the Jets' head-coaching position, owner Woody Johnson announced that Rex Ryan, the highly successful defensive coordinator for the Baltimore Ravens from 2005-08, would become the team's 15th full-time head coach (Jan. 19).

NO. 4 SAYS NO MORE: The Jets place Brett Favre on the reserve/retired list, after his 18th NFL season. Favre told reporters on a conference call, "It was worth a shot for me to go to New York. I wish I could've played better down the stretch. I didn't. It's time to leave." (Feb. 11) The Jets released Favre on April 28.

Rex Ryan

HALL OF FAMERS

WEEB EWBANK INDUCTED 1978

HEAD COACH (1963-73) • GENERAL MANAGER (1974)

BORN IN RICHMOND, IN, MAY 6, 1907 . . . DIED NOV. 17, 1998 . . . MIAMI (OHIO). . . 1954-62 BALTIMORE COLTS, 1963-73 NEW YORK JETS . . . ONLY COACH TO WIN CHAMPIONSHIPS IN BOTH NFL, AFL . . . LED BOTH COLTS (1958 AND 1959) AND JETS (1968) TO CHAMPIONSHIPS.

Ewbank is the only head coach to win championships in both the National Football League and the American Football League, and he achieved that remarkable double with teams he patiently built, virtually from scratch, around Hall of Fame quarterbacks.

He took over the NFL's Baltimore Colts in 1954, the second year of their existence, and guided them for nine seasons. The culmination of his tenure was the twin titles the Colts and QB Johnny Unitas won in 1958 and 1959. Baltimore beat the New York Giants both times, by 23-17 in sudden-death overtime in 1958 in "The Greatest Game Ever Played" and by 31-16 the following year.

In 1963, Ewbank moved to the New York Jets, formerly the bedraggled New York Titans from 1960-62. Once Joe Namath was drafted and signed in 1965, the Jets were on the way to their storybook 1968 season that was crowned with their Super Bowl III upset of Weeb's former team, the Colts. Ewbank retired from coaching after the 1973 season with a 134-130-7 record (73-78-6 in 11 Jets seasons).

Weeb, whose nickname came from a younger brother who mispronounced "Wilbur" during his youth in Indiana, was a 5'7" quarterback at Miami University in Oxford, Ohio. He was a teammate of fellow coaching legend Paul Brown, who gave him his first pro football job as a Cleveland Browns assistant coach from 1949-53, during which he helped develop yet another Hall of Fame QB, Otto Graham.

WEEB EWBANK'S CAREER RECORD

Year	Team	Season	Playoffs
1954	Colts	3-9-0	—
1955	Colts	5-6-1	—
1956	Colts	5-7-0	—
1957	Colts	7-5-0	—
1958	Colts	9-3-0	1-0, NFL Champions
1959	Colts	9-3-0	1-0, NFL Champions
1960	Colts	6-6-0	—
1961	Colts	8-6-0	—
1962	Colts	7-7-0	—
1963	Jets	5-8-1	—
1964	Jets	5-8-1	—
1965	Jets	5-8-1	—
1966	Jets	6-6-2	—
1967	Jets	8-5-1	—
1968	Jets	11-3-0	2-0, Super Bowl III Champion
1969	Jets	10-4-0	0-1, AFL Eastern Division Champions
1970	Jets	4-10-0	—
1971	Jets	6-8-0	—
1972	Jets	7-7-0	—
1973	Jets	4-10-0	—
Totals		**130-129-7 (.502)**	**4-1**

Ewbank was enshrined in Canton on July 29, 1978. At the time of his coaching retirement in 1973, his 130 regular-season wins ranked him fifth on the all-time list behind George Halas, Curly Lambeau, Steve Owen and Brown. Ewbank died at 91 on the 30th anniversary of "the Heidi Game," the Jets' 1968 regular-season loss to the Oakland Raiders.

Weeb Ewbank (1978) presented by Colts legend Art Donovan

JOE NAMATH INDUCTED 1985

QUARTERBACK (1965-76)

6'2", 200 . . . BORN IN BEAVER FALLS, PA, MAY 31, 1943 . . . ALABAMA . . . 1965-76 NEW YORK JETS, 1977 LOS ANGELES RAMS . . . FIRST QUARTERBACK TO PASS FOR MORE THAN 4,000 YARDS IN A SEASON, 1967 . . . GUARANTEED, DELIVERED VICTORY OVER COLTS IN SUPER BOWL III.

Namath will always be remembered for delivering on his Miami Touchdown Club "guarantee" and leading the New York Jets to their stunning 16-7 Super Bowl III upset of the heavily favored Baltimore Colts at the Orange Bowl. In 12 Jets seasons, No. 12 enjoyed a career as one of the game's most exciting and highly publicized QBs.

As John Madden, the former Oakland coach and fellow Hall of Famer, argued when Namath was left off the NFL's 75th Anniversary Team: "Some guys have had a lot of accomplishments. But with Joe, here's a guy who made a league."

Namath's place in history was assured with his first pro football act, the signing of a reported $427,000 contract in 1965 that gave the AFL its biggest victory in its costly interleague war with the NFL (the St. Louis Cardinals had also drafted Namath). "Broadway Joe" won the Jets' starting job in his third game on his way to AFL Rookie of the Year acclaim in 1965.

In 1967, he became the first pro to pass for 4,000 yards in a season. In 1968, he capped off AFL Player of the Year and unanimous All-Pro selections with MVP honors in Super Bowl III for his efficient 206-yard passing game in the wake of his pre-game guarantee of victory. That Jets' win assured the competitive viability of the fledgling AFL-NFL championship series.

Despite the knee injuries that plagued him, Namath completed 1,886 passes for 27,663 yards and 173 TDs in 12 seasons with the Jets and a final year with the Los Angeles Rams. He enjoyed many exceptional days, one coming in the 1968 AFL title game when he threw three touchdown passes to lead New York's 27-23 win over Madden's Raiders. Another came in September 1972, when he outdid Johnny Unitas' 376-yard passing game with 496 yards and six TDs of his own in the Jets' 44-34 win at Baltimore.

Namath earned all-league accolades four times (1967-69, 1972) and was named to the AFL's all-time team in 1969. He was also selected for four AFL All-Star Games and one Pro Bowl.

JOE NAMATH'S CAREER STATISTICS

			Passing							Rushing			
Year	**Team**	**G**	**Att**	**Comp**	**Pct**	**Yds**	**TD**	**Int**	**Rating**	**Att**	**Yds**	**Avg**	**TD**
1965	Jets	13	340	164	48.2	2,220	18	15	68.8	8	19	2.4	0
1966	Jets	14	471	232	49.3	3,379	19	27	62.6	6	42	7.0	2
1967	Jets	14	491	258	52.5	4,007	26	28	73.8	6	14	2.3	0
1968	Jets	14	380	187	49.2	3,147	15	17	72.1	5	11	2.2	2
1969	Jets	14	361	185	51.2	2,734	19	17	74.3	11	33	3.0	2
1970	Jets	5	179	90	50.3	1,259	5	12	54.7	1	-1	-1.0	0
1971	Jets	4	59	28	47.5	537	5	6	68.2	3	-1	-0.3	0
1972	Jets	13	324	162	50.0	2,816	19	21	72.5	6	8	1.3	0
1973	Jets	6	133	68	51.1	966	5	6	68.7	1	-2	-2.0	0
1974	Jets	14	361	191	52.9	2,616	20	22	69.4	8	1	0.1	1
1975	Jets	14	326	157	48.2	2,286	15	28	51.0	10	6	0.6	0
1976	Jets	11	230	114	49.6	1,090	4	16	39.9	2	5	2.5	0
1977	Rams	4	107	50	46.7	606	3	5	54.5	4	5	1.3	0
Totals		**140**	**3,762**	**1,886**	**50.1**	**27,663**	**173**	**220**	**65.5**	**71**	**140**	**2.0**	**7**

Additional Career Statistics
Fumble Recovery for TD: 1

Joe Namath (1985) presented by high school coach Larry Bruno

NAMATH IN POSTSEASON

			Passing					Rushing		
Year	**Opp**	**Result**	**Comp**	**Att**	**Yds**	**TD**	**Int**	**Att**	**Yds**	**TD**
1968	OAK	W, 27-23	49	19	266	3	1	1	14	0
1968*	BAL	W, 16-7	28	17	206	0	0	0	0	0
1969	KC	L, 6-13	40	14	164	0	3	1	1	0
Total			**117**	**50**	**636**	**3**	**4**	**2**	**15**	**0**

*Super Bowl III



DON MAYNARD INDUCTED 1987

WIDE RECEIVER (1960-72)

6'1", 185 . . . BORN IN CROSBYTON, TX, JAN. 25, 1935 . . . TEXAS WESTERN . . . 1958 NEW YORK GIANTS, 1960-62 NEW YORK TITANS, 1963-72 NEW YORK JETS, 1973 ST. LOUIS CARDINALS . . . 633 RECEPTIONS FOR 11,834 YARDS, 88 TOUCHDOWNS . . . AT LEAST 50 CATCHES AND 1,000 YARDS IN FIVE DIFFERENT SEASONS.

Maynard was a man of many distinctions in Jets franchise history. He was the first player to sign with the brand-new New York Titans of the AFL in 1960. He was one of the few noteworthy players left on the Titans when they morphed into the Jets in 1963.

And after 13 seasons, most of them in exquisite collaboration with Joe Namath and another top-notch wideout in George Sauer, Maynard left the Jets with franchise career receiving records that still stand today: receptions (627), yardage (11,732) and touchdowns (88).

He traveled a bumpy road to stardom, beginning with four productive seasons at tiny Texas Western College, for which he was a two-time All-Border Conference halfback and track star. He was a future pick of the New York Giants in 1957 but played only the 1958 season with the Giants before heading north of the border to Hamilton in the CFL in 1959.

Maynard often had to improvise as the Titans' and early Jets' constantly rotating crop of QBs scrambled for their lives. That all changed when, in 1965, Namath arrived on the scene. Maynard had many big games, none bigger than the 27-23 victory over Oakland in the 1968 AFL Championship Game that vaulted the Jets into Super Bowl III. Maynard caught six passes for 118 yards, with his 14-yard touchdown reception in the first quarter giving the Jets the early lead and his 6-yard grab in the fourth quarter providing the game-winning TD.

Maynard never led the AFL or NFL in receiving in any one season, but when he retired after one final year with the St. Louis Cardinals, he was one of only five players with at least 50 catches and 1,000 yards in five different seasons. He was a four-time AFL All-Star (1965, 1967-69) and was named to the AFL's all-time team in 1969. His 633 receptions and 11,834 yards were both pro records when he retired after the 1973 season.

MAYNARD IN POSTSEASON

Year	Team	Result	No	Yds	TD
1968	OAK	W, 27-23	6	118	2
1968*	BAL	W, 16-7	0	0	0
1969	KC	L, 6-13	1	18	0
Totals			**7**	**136**	**2**

*Super Bowl III

DON MAYNARD'S CAREER STATISTICS

Year	Team	G	No	Yds	Avg	TD
1958	Giants	12	5	84	16.8	0
1960	Titans	14	72	1,265	17.6	6
1961	Titans	14	43	629	14.6	8
1962	Titans	14	56	1,041	18.6	8
1963	Jets	12	38	780	20.5	9
1964	Jets	14	46	847	18.4	8
1965	Jets	14	68	1,218	17.9	14
1966	Jets	14	48	840	17.5	5
1967	Jets	14	71	1,434	20.2	10
1968	Jets	13	57	1,297	22.8	10
1969	Jets	11	47	938	20.0	6
1970	Jets	10	31	525	16.9	0
1971	Jets	14	21	408	19.4	2
1972	Jets	14	29	510	17.6	2
1973	Cardinals	2	1	18	18.0	0
Totals		**186**	**633**	**11,834**	**18.7**	**88**

Additional Career Statistics
Rushing: 24-70; **Two Point Conversions:** 2;
Punt Returns: 26-132; **Kickoff Returns:** 14-343

Don Maynard (1987) presented by Joe Namath

JOHN RIGGINS INDUCTED 1992

RUNNING BACK (1971-75)

6'2", 240 . . . BORN IN SENECA, KS, AUG. 4, 1949 . . . KANSAS . . . 1971-75 NEW YORK JETS, 1976-79, 1981-85 WASHINGTON REDSKINS . . . 11,352 RUSHING YARDS, 116 TOTAL TOUCHDOWNS . . . MVP OF SUPER BOWL XVII WITH 166 RUSHING YARDS, INCLUDING GAME-WINNING 43-YARD TD RUN

Riggins cemented his NFL reputation as a Redskin, but for the first five years of his 14-year career, he built his Hall of Fame foundation in New York.

"Riggo," an All-American at Kansas, was the Jets' first pick, sixth overall, in 1971. He was the quintessential workhorse ball-carrier who specialized in gaining tough yardage in big games.

He played that half-decade in green, rushing for 3,880 yards on 928 carries (4.2-yard average) and 25 touchdowns. Then he left for the Redskins as a free agent and played nine more seasons.

Riggins rushed for more than 1,000 yards five times (once as a Jet) and for more than 100 yards in 35 games (10 as a Jet). He piled up impressive career stats — 11,352 yards and 104 touchdowns rushing, 13,442 yards and 116 touchdowns from scrimmage.

In Super Bowl XVII, he was named MVP for his 166 rushing yards on a then-record 38 carries, including the relentless 43-yard touchdown run that clinched Washington's 27-17 victory over Miami. Riggins followed that Super Bowl success with a sensational 1983 campaign in which he rushed for a career-high 1,347 yards and 24 touchdowns, setting a league record that stood for 12 seasons. After Super Bowl XVIII, he was named All-Pro for the only time in his career.

RONNIE LOTT INDUCTED 2000

SAFETY (1993-94)

6'0", 203 . . . BORN IN ALBUQUERQUE, NM, MAY 8, 1959 . . . SOUTHERN CALIFORNIA . . . 1981-90 SAN FRANCISCO 49ERS, 1991-92 LOS ANGELES RAIDERS, 1993-94 NEW YORK JETS . . . 10 PRO BOWLS, EIGHT-TIME ALL-PRO, 63 CAREER INTERCEPTIONS . . . NAMED TO NFL'S 75TH ANNIVERSARY TEAM.

Lott made only a career-closing two-year stop with the Jets, but he brought a lot with him: his hard-hitting style, winning mentality, trademark athleticism and uncanny ability to sense the direction a play was about to take and then somehow disrupt it.

An All-American at USC, Lott was San Francisco's first-round selection, eighth overall, in 1981. He was the 49ers' starting left cornerback from his first day in training camp. In his rookie season, he led a young secondary that helped the Niners win Super Bowl XVI. En route, he became the second rookie in NFL history to return three interceptions for touchdowns.

Lott played and started at all four base secondary positions in his 14-year career and earned 10 Pro Bowl invitations. In 1986, perhaps his finest season, he played 14 games at FS before an injury sidelined him, yet led the league with a career-high 10 interceptions.

He had five 100-tackle seasons and finished with 63 career interceptions, his final three coming with the Jets in 1993. In 20 playoff starts, he had nine interceptions, 89 tackles, one forced fumble, one fumble recovery and two touchdowns, and earned four Super Bowl rings with the 49ers.

ART MONK INDUCTED 2008

WIDE RECEIVER (1994)

6'3", 210...BORN IN WHITE PLAINS, NY, DECEMBER 5, 1957...SYRACUSE ...1980-1993 WASHINGTON REDSKINS, 1994 NEW YORK JETS, 1995 PHILADELPHIA EAGLES. . .FINISHED CAREER WITH 940 CATCHES. . . NAMED TO THREE PRO BOWLS. . .ALL-PRO CHOICE TWICE.

Monk came quietly to the Jets for the penultimate year of his pro career, 1994. He was the respected, soft-spoken third option in the Jets' passing game behind fellow Syracuse product Rob Moore and Johnny Mitchell. Monk then exited as quietly as he had arrived. But he contributed some of his greatness in his 16 games as a Jet that helped him gain entry to the Pro Football Hall of Fame's Class of 2008.

He had modest numbers (46 passes, 581 yards, three touchdowns) that year, but he caught at least one pass in every game. That became significant in Game 14, when on the first offensive play, Boomer Esiason went to him for a 5-yard completion that lifted Monk past Steve Largent to his then NFL-record 178th consecutive game with a reception.

Monk left with that record and the pro mark for most career receptions, which rose to 183 consecutive games and 940 catches, both records since eclipsed by Jerry Rice. Monk's 14 seasons in Washington were where he starred - nine 50-reception seasons, including his then-record 106 catches in 1984, five 1,000-yard seasons, three Pro Bowl berths, two All-Pro selections and three Super Bowl titles.

ALL-TIME ALPHABETICAL ROSTER
(THROUGH 2008 SEASON)

A

Player	GP/GS	Pos	Years	College
Abraham, Donnie	40/34	CB	2002-04	E. Tennessee State
Abraham, John	73/64	DE	2000-05	So. Carolina
Abramowitz, Sid	1/-	T	1985	Tulsa
Abruzzese, Ray	26/-	DB	1965-66	Alabama
Adamle, Mike	26/7	RB	1973-74	Northwestern
Adkins, Margene	13/4	WR	1973	Hutchinson JC
Aguiar, Louie	48/0	P-K	1991-93	Utah State
Ainge, Erik	**0/0**	**QB**	**2008-**	**Tennessee**
Alexander, Dan	192/182	G	1977-89	Louisiana State
Alexander, Dave	7/7	C	1996	Tulsa
Alexander, Rogers	1/-	LB	1986	Penn State
Alford, Darnell	2/0	G	2002	Boston College
Alford, Lynwood	1/-	LB	1987	Syracuse
Alipate, Tuineau	8/0	LB	1994	Washington
Allard, Don	1/-	QB	1961	Boston College
Allegre, Raul	1/0	K	1991	Texas
Alvers, Steve	3/-	TE-C	1982	Miami (FL)
Ames, Dave	5/-	HB	1961	Richmond
Anderson, Maurice	0/0	DT	2000	Virginia
Anderson, Richie	134/76	RB	1993-02	Penn State
Anderson, Stevie	10/0	WR	1993-94	Grambling
Apple, Jim	3/-	HB	1961	Upsala
Arthur, Gary	21/0	TE	1970-71	Miami (OH)
Askew, B.J.	55/6	FB	2003-06	Michigan
Atkins, Bill	9/0	DB	1962-63	Auburn
Atkinson, Al	120/0	LB	1965-74	Villanova
Atwater, Steve	12/11	FS	1999	Arkansas
Augustyniak, Mike	27/18	FB	1981-83	Purdue
Austin, Darrell	45/18	G-C	1975-78	So. Carolina
Austin, Raymond	16/0	DB	1997	Tennessee
Avellini, Bob	0/0	QB	1984	Maryland

B

Player	GP/GS	Pos	Years	College
Bailey, Henry	8/0	WR-KR	1996	UNLV
Bailey, Jim	14/5	DT	1975	Kansas
Bain, Bill	4/-	T	1986	So. California
Baird, Bill	98/-	DB	1963-69	San Francisco State
Baker, Chris	99/51	TE	2002-08	Michigan State
Baker, Larry	2/-	T	1960	Bowling Green
Baker, Ralph	142/-	LB	1964-74	Penn State
Baldwin, Don	8/0	DE	1987	Purdue
Baldwin, Tom	64/10	DT	1984-88	Tulsa
Ball, Dave	13/0	DE	2005-06	UCLA
Ball, David	0/0	WR	2007	New Hampshire
Banker, Ted	59/34	G-T	1984-88	SE Missouri State
Banta, Bradford	16/0	TE	2000	So. California
Barber, Kurt	50/0	LB-DE	1992-95	So. California
Barber, Marion	85/11	RB	1982-88	Minnesota
Barkum, Jerome	158/136	WR-TE	1972-83	Jackson State
Barlow, Kevan	12/3	RB	2006	Pittsburgh
Barndt, Tom	6/1	DT	2001	Pittsburgh
Barnes, Darian	5/3	FB	2007	Hampton
Barnes, Ernie	5/-	T	1960	No. Carolina College
Barrett, David	69/37	CB	2004-08	Arkansas
Barton, Eric	68/65	LB	2004-08	Maryland
Barzilauskas, Carl	49/-	DT	1974-77	Indiana
Bates, Michael	8/0	RB-KR	2003	Arizona
Bates, Ted	8/-	LB	1963	Oregon State
Battle, Mike	28/0	DB	1969-70	So. California
Batton, Bobby	8/0	RB	1980	UNLV
Baxter, Brad	94/73	FB	1989-95	Alabama State
Baxter, Fred	102/33	TE	1993-00	Auburn
Bayless, Tom	2/0	G	1970	Purdue
Beach, Sanjay	1/0	WR	1989	Colorado State
Beasley, Aaron	31/31	CB	2002-03	W. Virginia
Beavers, Aubrey	7/0	LB	1996	Oklahoma
Becht, Anthony	78/73	TE	2000-04	W. Virginia
Bell, Bobby	15/2	LB	1984	Missouri
Bell, Ed	14/-	DB	1960	Pennsylvania
Bell, Ed	81/-	WR	1970-75	Idaho State
Bell, Geno	DT		1998	Arkansas
Bell, Kevin	9/0	WR	1978	Lamar
Bender, Jacob	2/0	OL	2007-	Nicholls State
Benfatti, Lou	19/0	DT	1994-96	Penn State
Bennett, Barry	81/55	DE-DT	1982-88	Concordia (MN)
Bennett, Woody	25/0	RB	1979-80	Miami (FL)
Benson, Troy	58/43	LB	1986-89	Pittsburgh
Bernhardt, Roger	14/1	G	1974	Kansas
Bernich, Ken	5/0	LB	1975	Auburn
Bernstein, Alex	0/0	G	1998	Amherst
Bethea, Adam	-/-	DT	1987	Wichita State
Beverly, Randy	40/-	CB	1967-69	Colorado State
Biggs, Verlon	80/-	DE	1965-70	Jackson State
Bingham, Guy	125/33	C-G-T	1980-88	Montana
Bjorklund, Hank	30/0	RB	1972-74	Princeton
Blake, Jeff	3/0	QB	1992-93	E. Carolina
Blanchard, Cary	27/0	K	1992-93	Oklahoma State
Blanton, Ed	0/0	T	2006	UCLA
Blaylock, Derrick	11/3	RB	2005-06	Stephen F. Austin
Bleamer, Jeff	8/-	T	1977	Penn State
Bligen, Dennis	20/4	RB	1984-87	St. John's
Blinka, Stan	72/58	LB	1979-83	Sam Houston State
Boatswain, Harry	16/4	G-T	1996	New Haven
Bob, Adam	5/-	LB	1989	Texas A&M
Bobo, Hubert	28/-	LB	1961-62	Ohio State
Bock, John	10/7	C	1995	Indiana State
Bohling, Dewey	19/-	HB	1960-61	Hardin-Simmons
Bollinger, Brooks	12/9	QB	2003-05	Wisconsin
Bookman, John	8/-	DB	1961	Miami (FL)
Boose, Dorian	33/0	DE	1998-00	Washington State
Booty, John	38/2	DB	1988-90	Texas Christian
Boozer, Emerson	118/-	RB	1966-75	Maryland State
Bowens, David	32/7	LB	2007-08	Western Illinois
Boyer, Mark	43/42	TE	1990-92	So. California
Brady, Kyle	63/57	TE	1995-98	Penn State
Brannan, Solomon	12/0	DB	1967	Morris Brown
Brien, Doug	32/0	K	2003-04	California
Briggs, Walter	1/0	QB	1987	Montclair State
Brim, Mike	32/28	CB	1991-92	Virginia Union
Brisby, Vincent	3/1	WR	2000	NE Louisiana
Brister, Bubby	9/4	QB	1995	NE Louisiana
Brister, Willie	24/3	TE	1974-75	Southern
Brock, Matt	32/31	DT	1995-96	Oregon
Brooks, Bob	14/-	HB	1961	Ohio
Brooks, Clifford	1/-	S	1976	Tennessee State
Brophy, Jay	3/3	LB	1987	Miami (FL)
Brown, Anthony (A.B.)	33/1	RB	1989-92	W. Virginia
Brown, Chris	1/-	T	1987	Lamar
Brown, Corwin	32-1	CB	1997-98	Michigan
Brown, James	44/19	T	1993-95	Virginia State
Brown, Kareem	**1/0**	**DL**	**2007-**	**Miami (FL)**
Brown, Lance	0/0	CB	1996	Indiana
Brown, Mark	28/17	LB	2003-05	Auburn
Brown, Preston	16/1	WR	1983	Vanderbilt
Browne, Gordie	23/-	T	1974-75	Boston College
Browning, Charlie	1/0	HB	1965	Washington
Bruckner, Nick	32/0	WR	1983-85	Syracuse
Bryant, Roderick	13/0	CB	2004	Idaho
Buckey, Don	4/0	WR	1976	No. Carolina State
Buckley, Terrell	16/0	CB	2004	Florida State
Budrewicz, Tom	2/-	G	1961	Brown
Bundren, Jim	0/0	OL	1998	Clemson
Burger, Todd	16/16	G	1998	Penn State
Burgess, Fernanza	11/0	S	1984	Morris Brown
Burke, Joe	2/0	RB	1987	Rutgers
Burke, John	7/1	TE	1997	Virginia Tech
Burkett, Chris	76/32	WR	1989-93	Jackson State
Burns, Bob	14/2	RB	1974	Georgia

Player	GP/GS	Pos	Years	College
Burns, Lamont	4/3	G-C	1997	E. Carolina
Burton, Al	-/-	DE	1977	Bethune-Cookman
Burton, Leon	14/-	HB	1960	Arizona State
Burton, Shane	31/29	DE-DT	2000-01	Tennessee
Butler, Bob	1/-	G	1963	Kentucky
Butler, Terry	1/0	RB	2005	Villanova
Buttle, Greg	110/107	LB	1976-84	Penn State
Byars, Keith	13/9	FB	1998	Ohio State
Byrd, Dennis	57/40	DT-DE	1989-92	Tulsa

C

Cadigan, Dave	69/51	G-T	1988-93	So. California
Cadrez, Glenn	49/0	LB	1992-95	Houston
Callahan, Dan	9/-	G	1960-61	Akron
Cambal, Dennis	9/0	TE	1973	William & Mary
Campbell, Ken	1/-	WR	1960	W. Chester State
Campbell, Khary	13/0	LB	2002-03	Bowling Green
Canley, Sheldon	1/0	RB	1992	San Jose State
Capria, Carl	1/0	S	1975	Purdue
Carpenter, Rob	35/0	WR-KR	1992-94	Syracuse
Carpenter, Ron	15/4	S-KR	1995-96	Miami (OH)
Carpenter, Steve	3/-	S	1980	Western Illinois
Carrell, Duane	16/0	P	1976-77	Florida State
Carroll, Ahmad	**16/0**	**DB**	**2008-**	**Arkansas**
Carroll, Jim	6/-	LB	1969	Notre Dame
Carson, Kern	10/0	HB	1965	San Diego State
Carter, Dexter	10/0	RB-KR	1995	Florida State
Carter, Gerald	3/-	WR	1980	Texas A&M
Carter, Jonathan	22/1	WR	2002-04	Troy State
Carter, Quincy	7/3	QB	2004	Georgia
Carter, Russell	40/35	DB	1984-87	SMU
Carter, Tyrone	16/10	S	2003	Minnesota
Cascadden, Chad	60/12	LB	1995-98	Wisconsin
Casillas, Tony	23/16	DT	1994-95	Oklahoma
Caster, Richard	107/89	TE-WR	1970-77	Jackson State
Cavka, Marko	0/0	T	2004	Sacramento State
Caylor, Drew	0/0	C	2004	Stanford
Ceaser, Curtis	4/0	WR	1995	Grambling
Cecere, Mike	0/0	DE	2001	Delaware
Celestin, Oliver	20/0	DB	2004-05	Texas Southern
Chaffey, Pat	17/0	RB	1992-93	Oregon State
Chalenski, Mike	15/7	DE-DT	1996	UCLA
Chatham, Matt	25/0	LB	2006-07	So. Dakota
Chatman, Jesse	3/0	RB	2008	E. Washington
Chickillo, Tony	2/1	DE	1987	Miami (FL)
Chirico, John	3/1	RB	1987	Columbia
Chlebek, Ed	2/-	QB	1963	W. Michigan
Chomyszak, Steve	2/0	DT	1966	Syracuse
Chrebet, Wayne	152/104	WR	1995-05	Hofstra
Christy, Dick	39/-	HB-KR	1961-63	No. Carolina State
Christy, Earl	30/0	DB-KR	1966-68	Maryland State
Clarke, Adrien	14/14	G	2007	Ohio State
Clemens, Kellen	**14/8**	**QB**	**2006-**	**Oregon**
Clement, Anthony	32/32	OT	2006-07	Louisiana-Lafayette
Clements, Chuck	1/0	QB	1997	Houston
Clifton, Kyle	204/149	LB	1984-96	Texas Christian
Clowney, David	**2/0**	**WR**	**2007-**	**Virginia Tech**
Cobb, Reggie	15/0	RB	1996	Tennessee
Cockrell, Gene	42/-	T	1960-62	Hardin-Simmons
Cofield, Timmy	6/2	LB	1989	Elizabeth City State
Cole, Robin	16/4	LB	1988	New Mexico
Coleman, Drew	**36/4**	**CB**	**2006-**	**TCU**
Coleman, Erik	63/50	S	2004-07	Washington State
Coleman, Kenyon	32/29	DE	2007-08	UCLA
Coleman, Keo	6/0	LB	1992	Mississippi State
Coleman, Marcus	91/48	CB	1996-01	Texas Tech
Coles, Laveranues	105/90	WR	2000-02, 2005-08	Florida State
Collins, Trent	3/3	S	1987	San Diego State
Conrad, J.R.	12/1	C-T-G	1997	Oklahoma
Conway, Brett	1/0	K	2000	Penn State
Conway, Curtis	16/15	WR	2003	So. California
Cooke, Ed	48/-	DE	1960-63	Maryland
Coombs, Tom	15/1	TE	1982	Idaho
Cooper, Thurlow	41/-	TE	1960-62	Maine
Cornelson, Martin	3/-	C	1987	No. Carolina State
Corvino, Anthony	2/-	G-T	1987	So. Connecticut
Coss, Eric	3/3	G-C	1987	Temple
Cotchery, Jerricho	**75/48**	**WR**	**2004-**	**No. Carolina State**
Cowart, Sam	40/33	LB	2002-04	Florida State
Cox, Bryan	43/36	LB	1998-00	W. Illinois
Crable, Bob	46/33	LB	1982-87	Notre Dame
Crane, Paul	88/-	LB	1966-72	Alabama
Criswell, Jeff	108/104	T	1988-94	Graceland (IA)
Crosby, Ron	69/20	LB	1979-83	Penn State
Crutchfield, Buddy	4/0	CB	1999	No. Carolina Central
Crutchfield, Dwayne	17/9	FB	1982-83	Iowa State
Cummings, Ed	11/-	LB	1964	Stanford
Cummings, Kenwin	**0/0**	**LB**	**2008-**	**Wingate**
Cunningham, Eric	17/0	G	1979-80	Penn State
Curtis, Travis	14/3	S	1990	W. Virginia

D

D'Agostino, Frank	2/-	G	1960	Auburn
D'Agostino, Lou	9/0	RB	1996	Rhode Island
D'Amato, Mike	13/0	DB	1968	Hofstra
Dailey, Casey	6/0	LB	1999	Northwestern
Darby, Paul	23/0	WR	1979-80	SW Texas State
Darling, James	32/0	LB	2001-02	Washington State
Davidson, Chy	4/-	WR	1984-85	Rhode Island
Davis, Bob	28/8	QB	1970-72	Virginia
Davis, Chris	2/0	WR	2007-	Wake Forest
Davis, Darrell	28/-	DE	1990-91	Texas Christian
Davis, Jerry	6/-	DB	1975	Morris Brown
Davis, Steve	26/1	RB	1975-76	Delaware State
Davis, Tyrone	6/0	TE-WR	1995-96	Virginia
Davison, Andrew	6/0	CB	2002	Kansas
Dawkins, Dale	36/0	WR	1990-93	Miami (FL)
Day, Terry	1/0	DE	1997	Mississippi State
Dearth, James	**128/0**	**TE**	**2001-**	**Tarleton State (TX)**
DeFelice, Nick	17/-	T	1965-66	So. Connecticut
DeLoach, Ralph	1/-	DE	1981	California
DeLuca, Sam	39/-	G	1964-66	So. Carolina
Demory, Bill	7/3	QB	1973	Arizona
Dennis, Mike	4/2	CB	1984	Wyoming
Dennison, Glenn	16/9	TE	1984	Miami (FL)
Denson, Keith	2/-	WR-KR	1976	San Diego State
DeOssie, Steve	7/0	LB	1993	Boston College
DeVito, Mike	**23/0**	**DE**	**2007-**	**Maine**
Dierking, Scott	102/50	RB	1977-83	Purdue
Diggs, Shelton	7/0	WR	1977	So. California
Dixon, Cal	55/12	C	1992-95	Florida
Dixon, Ronnie	5/3	DT	1997	Cincinnati
Dixon, Titus	3/0	WR-KR	1989	Troy State
Dockery, John	45/17	CB-WR	1968-71	Harvard
Dombrowski, Leon	1/-	G	1960	Delaware
Domres, Marty	12/2	QB	1977	Columbia
Donnahoo, Roger	14/-	DB	1960	Michigan State
Dorow, Al	28/27	QB	1960-61	Michigan State
Douglas, Hugh	40/28	DE	1995-97	Central State (OH)
Dreessen, Joel	14/0	TE	2005	Colorado State
Dressel, Chris	38/10	TE	1989-91	Stanford
Ducksworth, Robert	2/-	DB	1986	So. Mississippi
Dudek, Mitch	14/-	G	1966	Xavier
Duffy, Roger	123/70	C-G	1990-97	Penn State
Dukes, Mike	3/-	LB	1965	Clemson
Dunn, Damon	1/0	WR	2000	Stanford
Dunn, K.D.	16/3	TE	1988-89	Clemson
Dupre, Chuck	14/-	DB	1960	Baylor
Dwight, Tim	9/2	WR-PR	2006	Iowa
Dykes, Donald	46/27	CB	1979-81	SE Louisiana
Dykes, Sean	6/2	CB	1987	Bowling Green
Dyson, Andre	24/15	CB	2006-07	Utah

E

Earley, Jim	2/0	FB	1978	Michigan State
Early, Quinn	16/3	WR	1999	Iowa
Eason, Tony	18/2	QB	1989-90	Illinois
Eatman, Irv	28/28	T	1991-92	UCLA
Ebersole, John	108/61	LB	1970-77	Penn State
Elam, Abram	29/17	S	2007-08	Kent State

Player	GP/GS	Pos	Years	College
Elam, Onzy	9/0	LB	1987-88	Tennessee State
Elder, Donnie	10/0	CB	1985	Memphis State
Eliopulos, Jim	27/-	LB	1983-85	Wyoming
Elliott, John (Jumbo)	87/58	T	1996-00, 2002	Michigan
Elliott, John	85/-	DT	1967-73	Texas
Ellis, Kwame	8/0	CB	1996	Stanford
Ellis, Roger	43/-	C	1960-62	Maine
Ellis, Shaun	**140/126**	**DE**	**2000-**	**Tennessee**
Enzor, Jamar	1/0	LB	2005	Cincinnati
Epps, Phillip	10/-	WR	1989	Texas Christian
Esiason, Boomer	43/42	QB	1993-95	Maryland
Evans, Donald	20/20	DT	1994-95	Winston-Salem State
Evans, Jim	21/-	WR	1964	Texas Western
Evans, Josh	23/16	DT	2002-04	Alabama-Birmingham

F

Faaola, Nuu	42/0	FB	1986-88	Hawaii
Fabini, Jason	114/114	T	1998-05	Cincinnati
Fagan, Julian	14/0	P	1973	Mississippi
Faneca, Alan	**16/16**	**G**	**2008-**	**Louisiana State**
Farasopoulos, Chris	36/25	S-KR	1971-73	Brigham Young
Farmer, Robert	130	RB	1999	Notre Dame
Farmer, Roger	4/0	WR	1979	Baker (KS)
Farrior, James	76/43	LB	1997-01	Virginia
Faulkner, Jeff	4/0	DT	1996	Southern
Faurot, Ron	20/13	DE-LB	1984-85	Arkansas
Favre, Brett	16/16	QB	2008	Southern Mississippi
Feely, Jay	**15/0**	**K**	**2008-**	**Michigan**
Felt, Dick	28/-	DB	1960-61	Brigham Young
Ferguson, Bill	24/5	LB	1973-74	San Diego State
Ferguson, D'Brickashaw	**48/48**	**T**	**2006-**	**Virginia**
Ferguson, Jason	101/84	DT	1997-04	Georgia
Ferguson, Nick	39/1	S	2000-02	Georgia Tech
Ficca, Dan	56/-	G	1963-66	So. California
Fiedler, Jay	2/0	QB	2005	Dartmouth
Fields, Jerry	19/-	LB	1961-62	Ohio State
Fields, Joe	173/154	C	1975-87	Widener
Finkes, Matt	8/0	LB	1997	Ohio State
Finnie, Roger	38/-	T-DT	1969-72	Florida A&M
Fiore, Dave	0/0	G	1996	Hofstra
Fishback, Joe	5/0	DB	1992	Carson-Newman
Flick, Tom	0/0	QB	1987	Washington
Flowers, Charlie	4/-	RB	1962	Mississippi
Flowers, Larry	6/0	S	1985	Texas Tech
Floyd, George	15/2	DB	1982-84	E. Kentucky
Flynn, Don	7/-	HB	1961	Houston
Foley, Dave	29/-	T	1969-71	Ohio State
Foley, Glenn	18/8	QB	1994-98	Boston College
Fontes, Wayne	9/-	DB	1962	Michigan State
Foster, Derrick	3/-	RB	1987	William Paterson
Foster, Jerome	5/0	DE	1986-87	Ohio State
Fournet, Sid	28/-	G	1962-63	Louisiana State
Fowler, Bob	1/-	FB	1962	Tennessee-Martin
Franks, Bubba	**8/4**	**TE**	**2008-**	**Miami (FL)**
Franks, Elvis	3/-	DE	1986	Morgan State
Frase, Paul	96/44	DE-DT	1988-94	Syracuse
Frost, Scott	43/1	S	1998-00	Nebraska
Furey, James	9/-	DB	1961	Kansas State

G

Gaffney, Derrick	100/68	WR	1978-84, 1987	Florida
Gaines, Clark	65/35	FB	1976-80	Wake Forest
Galbreath, Harry	15/8	G	1996	Tennessee
Galigher, Ed	60/-	DT-DE	1972-76	UCLA
Gallery, Nick	1/0	P	1998	Iowa
Galvin, John	41/0	LB	1988, 1990-91	Boston College
Gantt, Greg	28/0	P	1974-75	Alabama
Garalczyk, Mark	7/-	DE	1988	W. Michigan
Garbarczyk, Tony	2/-	DE	1987	Wake Forest
Gardner, Barry	16/1	LB	2005	Northwestern
Garnes, Sam	32/32	SS	2002-03	Cincinnati
Garrett, Carl	13/0	RB	1975	New Mexico Highlands
Gastineau, Mark	137/107	DE	1979-88	E. Central (OK)
Geier, Mitch	-/-	G-T	1987	Troy State
Gholston, Vernon	**15/0**	**LB**	**2008-**	**Ohio State**
Giammona, Louie	14/3	RB-KR	1976	Utah State
Gisler, Mike	32/0	C-G	1998-99	Houston
Glenn, Aaron	121/20	CB	1994-01	Texas A&M
Glenn, Howard	4/-	G	1960	Linfield
Glenn, Jason	55/1	LB	2001-04	Texas A&M
Glenn, Kerry	39/9	CB	1985-89	Minnesota
Goddard, Na'Shan	0/0	OL	2006	South Carolina
Godfrey, Chris	6/0	DT	1980	Michigan
Goodspeed, Dan	0/0	OL	2001	Kent State
Goodwin, Jonathan	58/13	G	2002-05	Michigan
Gordon, Alex	41/40	LB	1987-89	Cincinnati
Gordon, Cornell	54/-	CB	1965-69	No. Carolina A&T
Gordon, Dwayne	63/17	LB	1997-00	New Hampshire
Gowin, Toby	16/0	P	2004	No. Texas
Gragg, Scott	16/7	T	2005	Montana
Graham, Ben	51/0	P	2005-08	Deakin (Australia)
Graham, Don	-/-	LB	1988	Penn State
Graham, Jeff	27/25	WR	1996-97	Ohio State
Graham, Scottie	2/0	RB	1992	Ohio State
Grant, Reggie	14/0	DB	1978	Oregon
Grantham, James (Larry)	175/-	LB	1960-72	Mississippi
Gray, Jim	6/-	DB	1966	Toledo
Gray, Moses	5/-	T	1961-62	Indiana
Green, Cornell	0/0	T	2000-01	Central Florida
Green, Eric	10/7	TE	1999	Liberty
Green, John	12/8	QB	1962-63	Tennessee-Chattanooga
Green, Ray	8/0	CB	2003	So. Carolina
Green, Victor	139/108	SS	1993-01	Akron
Greenwood, Carl	24/2	CB	1995-96	UCLA
Gregory, Ken	14/-	WR	1963	Whittier
Gresham, Bob	21/-	RB	1975-76	W. Virginia
Griggs, Billy	64/16	TE	1985-89	Virginia
Grossart, Kyle	-/-	QB	1981	Oregon State
Grosscup, Clyde (Lee)	8/-	QB	1962	Utah
Gucciardo, Pat	1/-	DB	1966	Kent State
Guesman, Dick	45/-	DT-K	1960-63	W. Viriginia
Guilbeau, David (Rusty)	56/13	LB-DE	1982-86	McNeese State
Gunn, Mark	45/13	DE	1991-94, 1996	Pittsburgh
Gunter, Greg	4/0	C	1985	C.W. Post

H

Hagood, Jay	2/0	T	1997	Virginia Tech
Haight, Mike	56/43	G-T	1986-91	Iowa
Hall, Galen	13/-	QB	1963	Penn State
Hall, John	95/0	K	1997-02	Wisconsin
Hamilton, Bobby	70/13	DE	1996-99, 2006	So. Mississippi
Hamilton, Harry	46/34	S	1984-87	Penn State
Hamilton, Lawrence	0/0	WR	2003	Stephen F. Austin
Hamilton, Rick	15/4	LB	1996	Central Florida
Hammond, Steve	2/-	LB	1988	Wake Forest
Hansen, Brian	70/0	P	1994-98	Sioux Falls
Hansen, Carl	5/0	DT	1998	Stanford
Hardee, Billy	14/9	CB	1977	Virginia Tech
Harkey, Steve	25/-	RB	1971-72	Georgia Tech
Harmon, Mike	9/-	WR	1983	Mississippi
Harper, Alan	11/0	DT	2002-04	Fresno State
Harper, Bruce	99/12	RB-KR	1977-84	Kutztown St.
Harper, Michael	35/6	WR-KR	1986-89	So. California
Harrell, Rick	4/0	C	1973	Clemson
Harris, David	**27/20**	**LB**	**2007-**	**Michigan**
Harris, Jim	42/-	DT	1965-67	Utah State
Hart, Pete	14/-	FB	1960	Hardin-Simmons
Haselrig, Carlton	11/11	G	1995	Pitt-Johnstown
Haselrig, Clint	5/-	WR	1976	Michigan
Haslett, Jim	3/2	LB	1987	Indiana (PA)
Hasty, James	111/111	CB	1988-94	Washington State
Hatchette, Matthew	11/0	WR	2001	Langston
Hayes, Chris	78/9	S	1997-01	Washington State
Hayes, Melvin	4/0	T	1995-96	Mississippi State
Hayes, Ray	6/0	DT	1968	Toledo
Hayes, Windrell	9/0	WR	2000	So. California
Haynes, Abner	3/-	HB	1967	No. Texas State
Heath, Jo Jo	2/-	DB	1987	Pittsburgh
Hector, Johnny	126/36	RB	1983-92	Texas A&M

Player	GP/GS	Pos	Years	College
Heeter, Gene	25/-	TE	1963-65	W. Virginia
Henderson, Jamie	32/0	CB	2001-04	Georgia
Henderson, Jerome	29/23	DB	1997-98	Clemson
Henke, Karl	6/-	DE	1968	Tulsa
Hennessy, John	46/18	DE-LB	1977-79	Michigan
Hennigan, Mike	38/14	LB	1976-78	Tennessee Tech
Henry, Marcus	**0/0**	**WR**	**2008-**	**Kansas**
Herman, Dave	128/-	G	1964-73	Michigan State
Herndon, Don	8/-	DB	1960	Tampa
Hicks, Clifford	26/0	CB-KR	1993-94	Oregon
Hicks, Eric	11/0	DE	2007	Maryland
Hicks, Wilmer Kenzie (W.K.)	41/-	S	1970-72	Texas Southern
Hill, Winston	195/-	T	1963-76	Texas Southern
Hilton, Zach	0/0	TE	2006	North Carolina
Hinton, Chuck	12/10	DT	1971	No. Carolina College
Hobson, Victor	76/58	LB	2003-07	Michigan
Hodges, Reggie	**12/0**	**P**	**2008-**	**Ball State**
Hodgins, James	6/0	FB	2006	San Jose State
Hoey, George	5/3	DB	1975	Michigan
Hogan, Marc	3/3	CB	1987	Tennessee
Hollomon, Gus	39/-	S	1970-72	Houston
Hollowell, T.J.	2/0	LB	2005	Nebraska
Holman, Scott	3/2	WR	1987	Oregon
Holmberg, Rob	9/0	LB	1998	Penn State
Holmes, Jerry	76/58	CB	1980-83	1986-87, W. Virginia
Holtz, Gordy	14/-	DT	1964	Minnesota
Hord, Ambrose (Roy)	13/-	G	1963	Duke
Houston, Bobby	93/75	LB	1991-96	No. Carolina State
Houston, Cedric	20/5	RB	2005-06	Tennessee
Howard, Carl	63/13	CB	1985-90	Rutgers
Howard, Eric	17/17	DT	1995-96	Washington State
Howard, Harry	1/-	S	1976	Ohio State
Howell, Delles	34/20	CB	1973-75	Grambling
Howfield, Bobby	49/0	K	1971-73	None
Hudock, Mike	78/-	C	1960-65	Miami (FL)
Hudson, Jim	54/-	S	1965-70	Texas
Hudson, John	64/0	C	1996-99	Auburn
Humphery, Bobby	104/23	CB,WR-KR	1984-89	New Mexico State
Humphrey, Tom	3/3	G	1987	Iowa
Hunter, Eddie	3/3	RB	1987	Virginia Tech
Hunter, Stan	3/-	WR	1987	Bowling Green
Hunter, Wayne	**14/0**	**OT**	**2008-**	**Hawaii**
Husak, Todd	0/0	QB	2002	Stanford
Hynes, Paul	22/-	DB	1961-62	Louisiana Tech

I

Player	GP/GS	Pos	Years	College
Iacavazzi, Cosmo	2/-	FB	1965	Princeton
Ihedigbo, James	**8/0**	**DB**	**2008-**	**Massachusetts**
Iwanowski, Mark	5/0	TE	1978	Pennsylvania

J

Player	GP/GS	Pos	Years	College
Jackson, Bobby	95/90	CB	1978-85	Florida State
Jackson, Charles	31/28	LB	1985-86	Washington
Jackson, Clarence (Jazz)	33/1	RB	1974-76	W. Kentucky
Jackson, Joe	17/2	DE	1972-73	New Mexico State
Jacobs, Dave	4/0	K	1979	Syracuse
Jacobs, Proverb	14/-	T	1961-62	California
Jamieson, Dick	14/-	QB	1960-61	Bradley
Janerette, Charlie	14/-	DT	1963	Penn State
Jarvis, Ralph	0/0	DE	1988	Temple
Jasper, Vince	3/1	G	1987	Iowa State
Jenkins, Kerry	66/50	G-T	1997-01	Troy State
Jenkins, Kris	**16/16**	**DT**	**2008-**	**Maryland**
Jennings, Dave	44/0	P	1985-87	St. Lawrence
Jerome, Jim	-/-	LB	1977	Syracuse
Joachim, Steve	1/0	QB	1976	Temple
Joe, Billy	22/-	FB	1967-68	Villanova
Johnson, Albert	1/0	WR	2003	So. Methodist
Johnson, Anthony	15/0	RB	1994	Notre Dame
Johnson, Darrien	8/0	DB	2005	Iowa
Johnson, Jesse	45/5	DB	1980-83	Colorado
Johnson, John (Curley)	110/-	P-RB	1961-69	Houston
Johnson, Johnny	31/23	RB	1993-94	San Jose State
Johnson, Kenneth	4/0	S	1990	Florida A&M
Johnson, Keyshawn	62/59	WR	1996-99	So. Carolina
Johnson, Leon	32/3	RB	1997-98	2000, No. Carolina
Johnson, Malcolm	1/0	WR	2000	Notre Dame Johnson,
Johnson, Mario	14/0	DT	1992-93	Missouri
Johnson, Olrick	3/0	LB	1999	Florida A&M
Johnson, Pepper	24/24	LB	1997-98	Ohio State
Johnson, Trevor	25/0	DE	2004-06	Nebraska
Johnson, Troy	32/4	LB	1990-91	Oklahoma
Johnston, Mark	8/-	DB	1964	Northwestern
Jolley, Doug	16/7	TE	2005	BYU
Jones, Adrian	44/16	T	2004-07	Kansas
Jones, Bobby	66/15	WR	1978-82	None
Jones, Don	8/0	LB	1992-93	Washington
Jones, Gary	26/23	S	1995-96	Texas A&M
Jones, Jermaine	1/0	CB	1999	Northwestern State
Jones, Jimmie	17/-	DE	1969-70	Wichita State
Jones, John (J.J.)	7/1	QB	1975	Fisk
Jones, Johnny (Lam)	61/38	WR	1980-85	Texas
Jones, Ken	5/4	T	1987	Arkansas State
Jones, Marvin	142/129	LB	1993-03	Florida State
Jones, Scott	3/-	T	1990	Washington
Jones, Thomas	**32/28**	**RB**	**2007-**	**Virginia**
Jordan, LaMont	62/0	RB-KR	2001-04	Maryland
Joseph, Vance	13/6	CB	1995	Colorado
Julian, Fred	14/-	DB	1960-61	Michigan

K

Player	GP/GS	Pos	Years	College
Kalimer, Karl	-/-	TE	1962	Boston U.
Kapinos, Jeremy	1/0	P	2007-	Penn State
Karczewski, Doug	0/0	G	1998	Virginia
Kassell, Brad	32/1	LB	2006-08	No. Texas
Katchik, Joe	2/-	T	1960	Notre Dame
Katnik, Norm	4/2	C	2005-06	So. California
Kattus, Eric	4/0	TE	1992	Michigan
Keller, Dustin	**16/6**	**TE**	**2008-**	**Purdue**
Keller, Larry	44/20	LB	1976-78	Houston
Kelly, Joe	37/24	LB	1990-92	Washington
Kelly, Pat	9/0	TE	1990-91	Syracuse
Kendall, Pete	45/45	G	2004-06	Boston College
Kenerson, John	8/0	P	1998	Northwestern
Kindig, Howard	8/0	C	1974	Cal State-Los Angeles
King, Gordon	13/9	T	1986-87	Stanford
King, Henry	13/-	DB	1967	Utah State
Kingsbury, Kliff	1/0	QB	2005	Texas Tech
Kirksey, Roy	14/0	G	1971-72	Maryland State
Kitchings, Desmond	0/0	WR	2000	Furman
Klecko, Joe	140/129	DE-DT	1977-87	Temple
Kleinhesselink, Riley	0/0	DE	2001	Northwestern (Iowa)
Klever, Victor (Rocky)	65/26	RB	1983-87	Montana
Klotz, Jack	44/-	T	1960-63	Penn Military
Knight, David	58/27	WR	1973-77	William & Mary
Knight, Leander	13/-	CB	1989	Montclair State
Koegel, Warren	2/1	C	1974	Penn State
Kors, R.J.	30/3	S	1991-92	Long Beach State
Kovac, Ed	3/-	HB	1962	Cincinnati
Kowalewski, Joe	13/2	FB	2007	Syracuse
Krevis, Al	10/0	T	1976	Boston College
Kroll, Alex	14/-	C	1962	Rutgers
Kuirisko, Jamie	3/2	TE	1987	So. Connecticut

L

Player	GP/GS	Pos	Years	College
Lageman, Jeff	82/81	DE-LB	1989-94	Virginia
Lamberti, Pasquale	5/-	HB	1961	Richmond
Lammons, Pete	83/-	TE	1961-71	Texas
Lane, Skip	3/-	CB	1984	Mississippi
Law, Ty	23/22	CB	2005,08	Michigan
Lawson, Al	1/-	WR	1963	Delaware State
Lawton, Luke	4/0	RB	2005	McNeese State
Leahy, Pat	250/0	K	1974-91	St. Louis
Ledyard, Courtney	4/0	LB	2000	Michigan State
Lee, Del	4/0	CB	1999	McNeese State
Legree, Lance	16/4	DT	2005	Notre Dame
Leonard, Cecil	13/1	DB	1969-70	Tuskegee
Lester, Fred	0/0	FB	1994	Alabama A&M
Lester, Lance	-/-	E	1960	None
LeSueur, Jeremy	2/0	S	2005	Michigan

Player	GP/GS	Pos	Years	College
Lewis, Kenny	19/0	RB	1980-81	1983, Virginia Tech
Lewis, Mo	200/200	LB	1991-03	Georgia
Lewis, Richard	11/-	LB	1974-75	Portland State
Lewis, Sherman	10/-	DB	1966-67	Michigan State
Lewis, Sid	2/0	CB	1987	Penn State
Lilja, George	4/0	T	1983-84	Michigan
Linhart, Toni	5/0	K	1979	Austria Tech
Liske, Pete	2/1	QB-DB	1964	Penn State
Little, John	70/40	DT-DE	1970-74	Oklahoma State
Lockett, Kevin	3/0	WR	2003	Kansas State
Logan, Ernie	61/38	NT	1997-00	E. Carolina
Lomas, Mark	67/-	DT-DE	1970-74	No. Arizona
Long, Kevin	73/33	RB	1977-81	So. Carolina
Look, Dean	1/-	QB	1962	Michigan State
Lott, Ronnie	31/31	S	1993-94	So. California
Loverne, David	32/0	G	1999-01	San Jose State
Lowe, Omare	2/0	S	2003	Washington
Lowery, Dwight	**16/10**	**CB**	**2008-**	**San Jose State**
Lowery, Nick	46/0	K	1994-96	Dartmouth
Lucas, Ray	35/9	QB	1997-00	Rutgers
Luscinski, Jim	6/0	T	1982	Norwich
Lusteg, Booth	0/0	K	1967	None
Lyle, Rick	78/65	DE	1997-01	Missouri
Lyles, Lester	26/15	S	1985-87	Virginia
Lynn, Johnny	97/47	DB	1979-86	UCLA
Lyons, Marty	147/135	DT-DE	1979-89	Alabama

M

Player	GP/GS	Pos	Years	College
Mabra, Ron	3/1	CB	1977	Howard
Machado, J.P.	69/15	G-C	1999-03	Illinois
Mackey, Dee	38/-	TE	1963-65	E. Texas State
Mackey, Kyle	4/1	QB	1989	E. Texas State
Malamala, Siupeli	62/41	T	1992-99	Washington
Malone, Mark	1/0	QB	1989	San Diego State
Mangold, Nick	**48/48**	**C**	**2006-**	**Ohio State**
Marinaro, Ed	6/-	RB	1976	Cornell
Marques, Robert	6/-	LB	1960	Boston U.
Marshall, Anthony	0/0	S	1997	Louisiana State
Marshall, Charles (Tank)	5/0	DT	1977	Texas A&M
Marshall, Ed	0/0	WR	1976	Cameron State
Marshall, Leonard	12/12	DT	1993	Louisiana State
Marshall, Wilber	15/6	LB	1995	Florida
Martin, Blanche	4/-	HB	1960	Michigan State
Martin, Bob	36/34	LB	1976-79	Nebraska
Martin, Curtis	123/123	RB	1998-2005	Pittsburgh
Martin, Jamar	2/0	FB	2006	Ohio State
Martin, Jamie	0/0	QB	2003	Weber State
Martin, Saladin	3/-	DB	1980	San Diego State
Martin, Steve	16/15	DT	2001	Missouri
Martin, Tracy	12/0	WR	1987	North Dakota
Marvaso, Tommy	14/0	DB	1976-77	Cincinnati
Mason, Eddie	15/0	LB	1995	No. Carolina
Mason, Marcus	0/0	RB	2008	Youngstown State
Mathis, Bill	137/-	RB	1960-69	Clemson
Mathis, Terance	64/4	WR-KR	1990-93	New Mexico
Matich, Trevor	31/6	C-G-T-TE	1990-91	Brigham Young
Matlock, John	10/-	CB	1967	Miami (FL)
Mawae, Kevin	118/118	C	1998-05	Louisiana State
May, Sherriden	13/1	FB	1995-96	Idaho
Mayes, Mike	16/2	CB	1990	Louisiana State
Maynard, Don	172/-	WR	1960-72	Texas Western
McAdams, Bob	26/-	DE	1963-64	No. Carolina College
McAdams, Carl	26/-	DT-LB	1967-69	Oklahoma
McArthur, Kevin	45/21	LB	1986-89	Lamar
McCareins, Justin	64/45	WR	2004-07	No. Illinois
McCartney, Pete	3/1	G	1987	Louisville
McChesney, Matt	3/0	DT	2005	Colorado
McClain, Clifford	46/5	RB	1970-73	So. Carolina State
McClover, Darrell	16/0	LB	2004-05	Miami (FL)
McCusker, Jim	14/-	T	1964	Pittsburgh
McDaniel, Ed (Wahoo)	26/-	LB	1964-65	Oklahoma
McElroy, Reggie	92/72	T	1983-89	W. Texas State
McGlasson, Ed	7/0	C	1979	Youngstown State
McGlockton, Chester	16/0	DT	2003	Clemson
McGraw, Jon	33/7	S	2002-04	Kansas State
McIver, Everett	18/4	T	1993-95	Elizabeth City State
McKenzie, Kareem	48/8	T	2001-04	Penn State
McKibben, Mike	25/11	LB	1979-80	Kent State
McMillan, Erik	76/51	S	1988-92	Missouri
McMullan, John	28/-	G	1960-62	Notre Dame
McNeil, Emanuel	2/0	DT	1990	Tennessee-Martin
McNeil, Freeman	144/97	RB	1981-92	UCLA
Meggett, David	2/0	RB	1998	Towson State
Mehl, Lance	97/81	LB	1980-87	Penn State
Mercein, Chuck	9/-	RB	1970	Yale
Mercer, Giradie	2/0	DT	2001-02	Marshall
Merrill, Mark	22/8	LB	1978-79	Minnesota
Merriweather, Mike	1/0	LB	1993	Pacific
Mersereau, Scott	102/91	DT-DE	1987-93	So. Connecticut
Miano, Rich	60/31	S	1985-89	Hawaii
Michaels, Walt	1/0	LB	1963	Washington & Lee
Mickens, Ray	126/38	CB	1996-04	Texas A&M
Middendorf, Dave	8/0	G	1970	Washington State
Miller, Brett	36/16	T	1990-92	Iowa
Miller, Justin	35/13	CB	2005-08	Clemson
Minter, Cedric	11/2	RB	1984-85	Boise State
Mirer, Rick	8/6	QB	1999	Notre Dame
Mischak, Bob	44/-	G	1960-62	Army
Mitchell, Johnny	53/42	TE	1992-95	Nebraska
Mitchell, Michael	5/-	CB	1989	Howard Payne
Mock, Mike	15/0	LB	1978	Texas Tech
Monger, Matt	43/1	LB	1985-87	Oklahoma State
Monk, Art	16/15	WR	1994	Syracuse
Montgomery, Will	7/2	OL	2007-08	Virginia Tech
Moore, Brandon	**80/78**	**G**	**2003-**	**Illinois**
Moore, Derland	1/0	DT	1986	Oklahoma
Moore, Rashad	13/0	DT	2006	Tennessee
Moore, Rob	76/73	WR	1990-94	Syracuse
Moore, Ronald	31/3	RB	1995-96	Pittsburg State
Mooring, John	42/3	G	1971-73	Tampa
Moreino, Joe	1/0	DE	1978	Idaho State
Moreland, Earthwind	1/0	CB	2000	Georgia Southern
Moreland, Jake	7/1	RB-TE	2000-01	W. Michigan
Morelli, Francis	12/-	T	1962	Colgate
Moresco, Tim	38/0	S	1978-80	Syracuse
Morley, Steve	7/0	T-G	2005	St. Mary's (Canada)
Morton, Chad	25/0	RB-KR	2001-02	So. California
Moses, Kelvin	32/0	LB	2001-03	Wake Forest
Mosley, C.J.	36/3	DT	2006-08	Missouri
Moss, Santana	51/29	WR-KR	2001-04	Miami (FL)
Mott, Joe	32/15	LB	1989-90	Iowa
Mullen, Davlin	42/7	CB	1983-86	W. Kentucky
Mulligan, Wayne	27/26	C	1974-75	Clemson
Mumley, Nick	42/-	DE	1960-62	Purdue
Murray, Dan	2/0	LB	1990	E. Stroudsburg
Murrell, Adrian	73/42	RB	1993-97	W. Virginia
Murrell, Marques	**16/0**	**LB**	**2007-**	**Appalachian State**
Myers, Ryan	18/0	LB	2005-06	Akron

N

Player	GP/GS	Pos	Years	College
Nagle, Browning	18/13	QB	1991-93	Louisville
Namath, Joe	136/126	QB	1965-76	Alabama
Nance, Jim	7/0	RB	1973	Syracuse
Neal, Lorenzo	16/10	RB	1997	Fresno State
Neal, Richard	64/44	DT-DE	1973-77	Southern
Neidert, John	19/-	LB	1968-69	Louisville
Neil, Kenny	42/23	DE	1981-83	Iowa State
Neubert, Keith	17/2	TE	1988-89	Nebraska
Newman, Tim	1/-	RB	1987	Johnson C. Smith
Newsome, Billy	16/14	DE	1975-76	Grambling
Newton, Tom	87/12	RB	1977-82	California
Nichols, Gerald	60/7	DT	1987-90	Florida State
Nienhuis, Doug	7/0	G	2005	Oregon State
Nimmo, Lance	0/0	T	2003	West Virginia
Nock, George	30/9	RB	1969-71	Morgan State
Norrie, David	2/2	QB	1987	UCLA
Norseth, Mike	0/0	QB	1992	Kansas
Nugent, Mike	49/0	K	2005-08	Ohio State

O

Player	GP/GS	Pos	Years	College
O'Brien, Ken	124/106	QB	1983-92	Cal-Davis
O'Connor, Tom	3/0	P	1987	Boston C.
O'Donnell, Neil	21/20	QB	1996-97	Maryland
O'Dwyer, Matt	60/50	G	1995-98	Northwestern
O'Mahoney, Jim	26/-	LB	1965-66	Miami (FL)
O'Neal, Steve	56/0	P	1969-72	Texas A&M
O'Neill, Bob	14/-	G	1961	Notre Dame
O'Neill, Pat	0/0	K	1995	Syracuse
O'Sullivan, Dennis	3/0	C	1999, 2002	Tulane
Odegard, Don Boyd	30/1	CB-KR	1990-91	UNLV
Ogbogu, Eric	41/	DE	1998-01	Maryland
Oglesby, Alfred	15/1	DT	1993-95	Houston
Oldenburg, Clint	2/0	OL	2007	Colorado State
Oliver, Jeff	1/0	G	1989	Boston C.
Onkotz, Dennis	9/0	LB	1970	Penn State
Osborne, Rich	9/1	TE	1976	Texas A&M
Owens, Burgess	97/81	S	1973-79	Miami (FL)
Owens, Marv	2/0	WR	1974	San Diego State

P

Player	GP/GS	Pos	Years	College
Pace, Calvin	**16/16**	**LB**	**2008-**	**Wake Forest**
Paci, John	0/0	QB	1996	Indiana
Pagel, Derek	19/0	S	2003-04	Iowa
Pagliei, Joe	11/-	FB	1960	Clemson
Paige, Tony	48/19	FB	1984-86	Virginia Tech
Palelei, Lonnie	15/14	G-T	1997	UNLV
Palewicz, Al	14/1	LB	1977	Miami (FL)
Palmer, Scott	2/0	DT	1971	Texas
Parilli, Vito (Babe)	28/-	QB	1968-69	Kentucky
Parker, Artimus	11/4	S	1977	So. California
Parker, Orlando	2/0	WR	1994	Troy State
Parks, Tommy	1/0	P	2001	Mississippi State
Parmalee, Bernie	30/0	RB	1999-00	Ball State
Parrish, James	1/0	T	1996	Temple
Pashe, Bill	4/-	DB	1964	George Washington
Paulson, Dainard	84/-	DB	1961-66	Oregon State
Pellegrini, Joe	13/1	DT	1978-79	Idaho
Pellegrini, Joe	25/9	C-G	1982-83	Harvard
Pennington, Chad	70/61	QB	2000-07	Marshall
Penrose, Craig	0/0	QB	1980	San Diego State
Perkins, Bill	4/-	RB	1963	Iowa
Perreault, Pete	62/-	T-G	1963-67, 69-70	Boston U.
Phifer, Roman	32/22	LB	1999-00	UCLA
Philbin, Gerry	110/-	DE	1964-72	Buffalo
Piccone, Lou	41/7	WR-KR	1974-76	W. Liberty State
Pickel, Bill	53/5	DT	1991-94	Rutgers
Pieri, Damon	5/0	S	1993	San Diego State
Pillers, Lawrence	62/58	DE	1976-80	Alcorn State
Pleasant, Anthony	32/31	DE	1998-99	Tennessee State
Plunkett, Sherman	70/-	T	1963-67	Maryland State
Pociask, Jason	4/0	TE	2007	Wisconsin
Poole, Steve	9/-	LB	1976	Tennessee
Pope, Daniel	1/0	P	2001	Alabama
Porter, Kevin	2/0	S	1992	Auburn
Poteat, Hank	40/16	CB	2006-08	Pittsburgh
Pouha, Sione	**46/1**	**DT**	**2005-**	**Utah**
Powell, Art	42/-	WR	1960-62	San Jose State
Powell, Craig	2/0	LB	1998	Ohio State
Powell, Darnell	14/1	RB	1978	Tenn-Chattanooga
Powell, Marvin	124/123	T	1977-85	So. California
Price, Dennis	14/0	DB	1991-92	UCLA
Price, Jim	14/-	LB	1963	Auburn
Prior, Anthony	40/0	CB	1993-95	Washington State
Prokop, Joe	48/0	P	1988-90	Cal Poly-Pomona
Prout, Bob	7/-	S	1975	Knox
Puetz, Garry	69/60	G-T	1973-78	Valparaiso

R

Player	GP/GS	Pos	Years	College
Raba, Bob	26/0	TE	1977-79	Maryland
Radachowsky, George	33/19	S	1987-89	Boston College
Rademacher, Bill	31/-	DB-WR	1964-68	No. Michigan
Rafferty, Ian	5/0	T	1999	No. Carolina State
Ragusa, Pat	3/0	K	1987	St. John's
Rambo, Ken-Yon	0/0	RB	2003	Ohio State
Ramsey, Chuck	117/0	P	1977-84	Wake Forest
Ramsey, Patrick	1/0	QB	2006	Tulane
Randall, Dennis	7/-	DT	1967	Oklahoma State
Rasheed, Kenyon	3/0	RB	1995	Oklahoma
Rasmussen, Randy	207/198	G	1967-81	Kearney State
Ratliff, Brett	0/0	QB	2008	Utah
Ray, Darrol	72/69	FS	1980-84	Oklahoma
Ray, Ricky	0/0	QB	2004	Sacramento State
Rechichar, Bert	2/-	FB	1961	Tennessee
Reed, James	80/17	DT	2001-05	Iowa State
Reed, J.R.	0/0	DB	2008	South Florida
Reed, Mark	0/0	QB	1984	Moorhead State
Reese, Johnathan	0/0	RB	2003-04	Columbia
Reese, Steve	13/-	LB	1974-75	Louisville
Reich, Frank	10/7	QB	1996	Maryland
Reifsnyder, Bob	16/-	DE	1960-61	Navy
Renn, Bobby	12/-	DB-WR	1961	Florida State
Revis, Darrelle	**32/32**	**DB**	**2007-**	**Pittsburgh**
Rhodes, Kerry	**64/64**	**S**	**2005-**	**Louisville**
Richards, Jim	26/-	S	1968-69	Virginia Tech
Richards, Perry	14/-	WR	1962	Detroit
Richardson, Huey	7/0	DE	1992	Florida
Richardson, Jeff	25/-	G	1967-68	Michigan State
Richardson, Tony	**16/7**	**FB**	**2008-**	**Auburn**
Riddle, Ryan	5/0	LB	2006	California
Ridgeway, Dante	8/0	WR	2005	Ball State
Riggins, John	61/56	FB	1971-75	Kansas
Riley, Bobby	1/0	WR	1987	Oklahoma State
Riley, Eric	2/1	TE	1987	E. Washington
Riley, Larry	4/0	CB	1978	Salem (WV)
Riley, Leon	26/-	DB	1961-62	Detroit
Riley, Phillip	0/0	WR	1996	Florida State
Rivers, Jamie	19/15	LB	1974-75	Bowling Green
Roach, Travis	14/0	G	1974	Texas
Roberts, Wesley	6/0	DE	1980	Texas Christian
Roberts, William	12/0	G	1997	Ohio State
Robertson, Dewayne	77/75	DT	2003-07	Kentucky
Robinson, Bill	1/-	HB	1960	Lincoln
Robinson, Damien	29/29	S	2001-02	Iowa
Robinson, Gregg	16/0	DE-DT	1978	Dartmouth
Robinson, Jerry	4/-	WR	1965	Grambling
Robinson, Larry	3/2	CB	1987	NW Louisiana
Robinson, Matt	35/13	QB	1977-79	Georgia
Rochester, Paul	84/-	DT	1963-69	Michigan State
Rogers, Steve	1/-	RB	1976	Louisiana State
Roman, John	93/13	T	1976-82	Idaho State
Rose, Ken	37/3	LB	1987-89	UNLV
Rosecrans, Jim	1/-	LB	1976	Penn State
Ross, David	12/-	E	1960-61	Los Angeles State
Rowley, Bob	6/-	LB	1964	Virginia
Rudolph, Ben	88/13	DT	1981-86	Long Beach State
Rudolph, Coleman	4/0	DE-DT	1993-94	Georgia Tech
Russ, Carl	5/-	LB	1976-77	Michigan
Ryan, Joe	4/-	E	1960	Villanova
Ryan, Pat	141/19	QB	1978-89	Tennessee
Ryan, Sean	26/4	TE	2006-07	Boston College

S

Player	GP/GS	Pos	Years	College
Sadowski, Troy	19/3	TE	1992-93	Georgia
Saidock, Tom	28/-	DT	1960-61	Michigan State
Salaam, Abdul (Larry Faulk)	97/85	DT	1976-83	Kent State
Sample, Johnny	41/-	CB	1966-68	Maryland State
Sams, Ron	-/-	C-G	1986	Pittsburgh
Sapienza, Rick	2/-	HB	1960	Villanova
Satterwhite, Howard	12/4	WR	1976	Sam Houston State
Sauer Jr., George	84/-	WR	1965-70	Texas
Schlegel, Anthony	4/0	LB	2006	Ohio State
Sawyer, Corey	5/0	CB	1999	Florida State
Schmidt, Henry	11/-	DT	1966	So. California
Schmiesing, Joe	13/11	DT	1974	New Mexico State
Schmitt, John	116/42	C	1964-73	Hofstra
Schreiber, Adam	23/0	C	1988-89	Texas
Schroy, Ken	113/63	SS	1977-84	Maryland
Schwedes, Gerhard	3/-	FB	1960	Syracuse

Player	GP/GS	Pos	Years	College
Schweickert, Bob	6/0	WR	1965-67	Virginia Tech
Scott, Guss	0/0	CB	2006	Florida
Scott, Todd	10/9	S	1995	SW Louisiana
Scott, Tony	23/0	CB	2000-01	No. Carolina State
Scrabis, Bob	24/-	QB	1960-62	Penn State
Seiler, Paul	13/0	T-C	1967, 69	Notre Dame
Shedd, Kenny	0/0	WR	1993-94	Northern Iowa
Shepherd, Jacoby	4/0	CB	2003	Oklahoma State
Shields, Billy	3/2	T	1985	Georgia Tech
Shockley, Bill	34/0	HB-K	1960-62	W. Chester State
Shuler, Mickey	160/102	TE	1978-89	Penn State
Shumate, Mark	4/0	DE	1985	Wisconsin
Silvestri, Don	28/0	K	1995-96	Pittsburgh
Simkus, Arnie	1/0	DT	1965	Michigan
Singer, Curt	6/1	T	1989	Tennessee
Slaughter, Chad	0/0	T	2000	Alcorn State Slaughter,
Webster	10/1	WR	1996	San Diego State
Smith, Allen	1/0	HB	1966	Findlay
Smith, Brad	**47/13**	**WR/RB**	**2006-**	**Missouri**
Smith, Brent	20/17	G-T	2003-04	Mississippi State
Smith, Eric	**39/10**	**S**	**2006-**	**Michigan State**
Smith, Don	3/0	DT	1987	Miami (FL)
Smith, Otis	46/43	CB	1995-98	Missouri
Smith, Reggie	1/0	WR-KR	1987	No. Carolina Central
Smith, Wade	21/0	OL	2006-07	Memphis
Smolinski, Mark	81/-	RB-TE	1963-68	Wyoming
Snell, Issac	0/0	OL	2005	North Dakota State
Snell, Matt	87/-	FB	1964-72	Ohio State
Sohn, Kurt	87/11	WR-KR	1981-88	Fordham
Songin, Ed (Butch)	7/2	QB	1962	Boston C.
Songy, Treg	2/0	CB	1987	Tulane
Sowell, Jerald	137/48	FB	1997-05	Tulane
Sowells, Rich	78/40	CB	1971-76	Alcorn A&M
Spence, Blake	15/0	TE	1998-99	Oregon
Spencer, Cody	27/0	LB	2006-08	No. Texas
Spicer, Rob	13/3	LB	1973	Indiana
Spindler, Marc	25/9	DT	1995-96	Pittsburgh
Springs, Kirk	67/25	DB	1981-85	Miami (OH)
Stallworth, Ron	32/25	DE	1989-90	Auburn
Stargell, Tony	32/23	CB	1990-91	Tennessee State
Starks, Marshall	18/-	DB	1963-64	Illinois
Staurovsky, Jason	4/0	K	1992	Tulsa
Stephens, Bruce	6/0	WR-KR	1978	Columbia
Stephens, Harold (Hayseed)	6-	QB	1962	Hardin-Simmons
Stephens, Mac	4/0	LB	1990	Minnesota
Stephens, Steve	16/0	TE	1981	Oklahoma State
Stewart, Daleroy	1/0	DT	2004	So. Mississippi
Stewart, Quincy	12/0	LB	2003	Louisiana Tech
Stewart, Wayne	38/0	TE	1969-72	California
Stone, Dwight	28/0	WR-KR	1999-00	E. Tennessee State
Stoutmire, Omar	12/5	S	1999	Fresno State
Strait, Derrick	26/4	CB	2004-06	Oklahoma
Stricker, Tony	12/-	DB	1963	Colorado
Stromberg, Mike	2/2	LB	1968	Temple
Strugar, George	20/-	DT	1962-63	Washington
Stryzinski, Dan	16/0	P	2003	Indiana
Stuckey, Chansi	**15/2**	**WR**	**2007-**	**Clemson**
Stuckey, Jim	5/1	DE	1986	Clemson
Studdard, Vern	8/0	WR-KR	1971	Mississippi
Suggs, Shafer	56/53	DB	1976-80	Ball State
Sullivan, John	28/0	LB	1979-80	Illinois
Svihus, Bob	40/-	T	1971-73	So. California
Swayne, Kevin	45/1	WR	2001-03	Wayne State
Sweeney, Jim	166/158	C-G-T	1984-94	Pittsburgh
Sweet, Tony	3/2	TE	1987	Montclair State
Swinney, Clovis	4/-	DT	1971	Arkansas State
Sydner, Jeff	6/0	WR-KR	1995	Hawaii
Syvrud, J.J.	1/0	LB	1999	Jamestown
Szaro, Rich	1/0	K	1979	Harvard
Szott, Dave	19/19	G	2002-03	Penn State

T

Player	GP/GS	Pos	Years	College
Talamini, Bob	14/-	G	1968	Kentucky
Taliaferro, Mike	45/-	QB	1964-67	Illinois
Tannen, Steve	61/-	DB	1970-74	Florida
Taylor, Ed	59/50	CB	1975-79	Memphis State
Taylor, Michael	22/5	LB	1972-73	Michigan
Taylor, Troy	7/0	QB	1990-91	California
Taylor, William (Billy)	3/0	RB	1981	Texas Tech
Terrell, Pat	16/2	S	1994	Notre Dame
Terry, Rick	14/0	DT	1997-98	No. Carolina
Testaverde, Vinny	65/61	QB	1998-03, 2005	Miami (FL)
Tharp, Tom (Corky)	9/-	DB	1960	Alabama
Thomas, Blair	51/40	RB	1990-93	Penn State
Thomas, Bryan	**109/64**	**DE**	**2002-**	**Alabama-Birmingham**
Thomas, Earlie	61/-	CB	1970-74	Colorado State
Thomas, Eric	17/16	CB	1993-94	Tulane
Thomas, John	3/3	T	1987	Toledo
Thomas, Randy	61/61	G	1999-02	Mississippi State
Thompson, Jamie	3/0	S	2006	Oklahoma State
Thompson, Steve	43/-	DT	1968-70,1972-73	Washington
Thornton, James	28/11	TE	1993-94	Cal-Fullerton
Thorpe, Deron	0/0	T	1997	Nevada
Tiller, Jim	11/-	HB	1962	Purdue
Todd, Joe	1/0	LB	2001	Hofstra
Todd, Richard	102/94	QB	1976-83	Alabama
Tongue, Reggie	16/16	S	2004	Oregon State
Toon, Al	107/95	WR	1985-92	Wisconsin
Torczon, LaVerne	52/-	DE	1962-65	Nebraska
Townsell, JoJo	83/23	WR-KR	1985-90	UCLA
Trudeau, Jack	5/2	QB	1994	Illinois
Trusnik, Jason	**13/0**	**LB**	**2007-**	**Ohio Northern**
Tuiasosopo, Marques	0/0	QB	2007	Washington
Tupa, Tom	47/0	P-QB	1999-01	Ohio State
Turk, Godwin	14/14	LB	1974-75	Southern
Turk, Matt	16/0	P	2002	Wisconsin-Whitewater
Turner, Harley (Rocky)	22/0	WR-S	1972-73	Tenn.-Chattanooga
Turner, Jim	98/0	K-QB	1964-70	Utah State
Turner, Marcus	54/2	DB	1992-95	UCLA
Turner, Maurice	1/0	RB	1987	Utah State
Turner, Robert	**12/0**	**OL**	**2007-**	**New Mexico**
Turner, Robert (Bake)	90/-	WR	1963-69	Texas Tech
Turner, Vince	6/-	DB	1964	Missouri
Tutt, Stacy	11/0	FB	2006-07	Richmond
Tyler, Maurice	14/4	CB	1977	Morgan State

V

Player	GP/GS	Pos	Years	College
Van Dyke, Alex	36/1	WR	1996-98	Nevada
Van Galder, Tim	0/0	QB	1973	Missouri
Vick, Roger	44/32	FB	1987-89	Texas A&M
Vilma, Jonathan	55/53	LB	2004-07	Miami (FL)
von Oelhoffen, Kimo	16/16	DT	2006	Boise State
Waldemore, Stan	79/38	C-G-T	1978-84	Nebraska
Walker, Donnie	2/-	FS	1975	Central State (OH)
Walker, Wesley	154/129	WR	1977-89	California
Walls, Henry	3/-	LB	1987	Clemson
Walsh, Ed	6/-	T	1961	Penn Military
Walters, Matt	11/0	DE	2003	Miami (FL)
Walton, Sam	20/14	T	1968-69	E. Texas State
Ward, Chris	87/87	T	1978-83	Ohio State
Ward, Dedric	59/28	WR	1997-00	No. Iowa
Ware, David	0/0	T	1993	Virginia
Washington, Al	16/0	LB	1981	Ohio State
Washington, Brian	77/76	S	1990-94	Nebraska
Washington, Clyde	36/-	DB	1963-65	Purdue
Washington, Leon	**48/13**	**RB**	**2006-**	**Florida State**
Washington, Marvin	124/92	DE	1989-96	Idaho
Washington, Rashad	48/0	S	2004-07	Kansas State
Waskiewicz, Jim	27/-	LB	1966-67	Wichita State
Watters, Bob	29/-	DE	1962-64	Lincoln
Webster, Larry	14/0	DT	2002	Maryland
Wegert, Ted	6/-	HB	1960	None
Weir, Sammy	11/-	WR	1966	Arkansas State
Wellsandt, Doug	16/2	TE	1990	Washington State
Werl, Bob	8/0	DE	1966	Miami (FL)
Werner, Greg	10/4	TE	1989	DePauw
West, David	2/-	DB	1963	Central State-OK
West, Mel	12/-	HB	1961-63	Missouri
West, Willie	17/3	DB	1964-65	Oregon
Wetzel, Marty	5/-	LB	1981	Tulane

Player	GP/GS	Pos	Years	College
Whisenhunt, Ken	17/7	TE	1991-92	Georgia Tech
White, Charlie	13/3	RB	1977	Bethune-Cookman
White, Dwayne	74/68	G	1990-94	Alcorn State
White, Lee	29/6	RB	1968-70	Weber State
White, Steve	15/0	DE	2002	Tennessee
Whitlatch, Blake	4/-	LB	1978	Louisiana State
Wiegmann, Casey	3/0	C	1996-97	Iowa
Wiggins, Jermaine	11/0	TE	2000	Georgia
Wilcox, Daniel	1/0	TE	2001	Appalachian State
Wilder, Bert	55/2	DT	1964-67	No. Carolina State
Wilhelm, Erik	0/0	QB	1995	Oregon State
Williams, Brent	5/0	DE	1996	Toledo
Williams, David	26/25	T	1996-97	Florida
Williams Jr., Harry	1/0	WR	2005	Tuskegee
Williams, Kevin	28/13	S	1998-00	Oklahoma State
Williams, Terry	11/0	CB	1988-89	Bethune-Cookman
Willig, Matt	34/15	T	1992-95	So. California
Wills, Ladell	3/1	LB	1987	Jackson State
Wilson, Charles	15/11	WR	1995	Memphis
Wilson, Karl	7/0	DE	1992-93	Louisiana State
Wiltz, Jason	27/2	DT	1999-00	Nebraska
Wing, Chris	2/0	LB	1997	Boise State
Winkel, Bob	31/0	DT	1979-80	Kentucky
Wisdom, Terrance	5/0	G	1994-95	Syracuse
Wise, Phil	62/33	S	1971-76	Nebraska-Omaha
Withycombe, Mike	11/2	T	1988-89	Fresno State
Witteck, Mike	3/-	LB	1987	Northwestern
Wood, Bill	1/-	DB	1963	W. Virginia Wesleyan
Wood, Malcolm (Dick)	25/25	QB	1963-64	Auburn
Wood, Richard	14/5	LB	1975	So. California
Woodall, Frank (Al)	31/19	QB	1969-74	Duke
Woodbury, Tory	12/0	QB	2001-02	Winston-Salem State
Woodring, John	52/16	LB	1981-85	Brown
Woods, Larry	25/3	DT	1974-75	Tennessee State
Woods, Robert	54/48	T	1973-77	Tennessee State
Woody, Damien	**16/16**	**OL**	**2008-**	**Boston College**
Word, Roscoe	30/20	CB-KR	1974-76	Jackson State
Wren, Lowe	2/-	DB	1961	Missouri
Wright, Gordon	2/0	G	1969	Delaware State
Wright, Kenyatta	47/0	LB	2003-05	Oklahoma State
Wright, Wallace	**37/1**	**WR**	**2006-**	**No. Carolina**

Y

Yarborough, Ryan	29/2	WR	1994-95	Wyoming
Yearby, Bill	9/0	DT	1966	Michigan
Yeast, Craig	11/0	WR-KR	2001	Kentucky
Yohn, John (Dave)	14/-	LB	1963	Gettysburg
Young, David	5/0	S	2003	Georgia Southern
Young, Lonnie	56/26	S	1991-93, 1995-96	Michigan State
Young, Ryan	47/39	T	1999-01	Kansas State
Youngelman, Sid	28/-	DE	1960-61	Alabama
Yovanovits, Dave	4/0	G	2003-04	Temple

Z

Zapalac, Bill	33/0	DE-LB	1971-73	Texas
Zawatson, Dave	16/2	G-T	1990	California
Zomalt, Eric	10/1	SS	1996	California
Zordich, Mike	26/0	S	1987-88	Penn State

PRACTICE SQUAD

PRACTICE SQUAD PLAYERS WHO DID NOT MAKE JETS' ACTIVE ROSTER IN YEAR INDICATED (SINCE INCEPTION OF PRACTICE SQUAD IN 1989)

Adams, Darrell, DE, Villanova 2006
Adams, Titus, DL, Texas 2006
Allen, Alan, WR, Idaho 1995
Alston, Corey, WR, Western Michigan 2001
Anthony, Corwin, TE, UCLA 1991
Banks, Alvin, RB, James Madison 2007
Barnes, Reggie, RB, Delaware State 1989
Bell, Geno, DT, Auburn 1999
Bell, Grantis, WR, West Virginia 1990
Bradley, James, WR, Michigan State 1991
Bragg, Craig, WR, UCLA 2005
Brackins, Larry, WR, Pearl River CC 2008
Brazzell, Chris, WR, Angelo State 1998
Bryant, Blaise, RB, Iowa State 1991
Burke, Paul, TE, Idaho 1994
Burman, Jon, T, Illinois 1989
Burnell, Keith, RB/WR, Delaware 2003, 04
Burns, Lamont, G, East Carolina 1998
Capizzi, Jason, OL, Indiana University PA 2007
Cash, Ataveus, WR, Hampton 2002
Caulcrick, Jehuu, RB, Michigan State 2008
Collins, Manny, CB, Rutgers 2007
Conway, Brett, K, Penn State 1998
Daniels, Stanley, OL, Washington 2008
Davison, Andrew, DB, Kansas 2004
Derby, Glenn, T, Wisconsin 1989
DeVan, Kyle, OL, Oregon State 2008
Donald, Tony, TE, Western State CO 2004
Elgin, Mike, OL, Iowa 2007
Farmer, Robert, RB, Notre Dame 1997, 1998
Fitch, Zarnell, DT, TCU 2006
Flowers, Little John, RB, Michigan State 2002, 03
Gaine, Brian, TE, Maine 1996
Gallery, Nick, P, Iowa 1997
Gessner, Chas, WR, Brown 2004
Green, Yatil, WR, Miami FL 2000
Guest, Craig, LB, Buffalo 1997
Haley, Dennis, LB, Virginia 2005
Hannah, Shane, G, Michigan State 1997
Hansen, Carl, DT, Stanford 1999
Harrell, Reggie, WR, TCU 2005
Hart, Lawrence, TE, Southern LA 1998, 1999
Hayes, Mark, T, Arizona State 1991
Hodge, Alfonso, CB, Miami OH 2006
Hofland, Mark, T, Maryland 1990
Hunter, Wayne, OL, Hawaii 2007
Husak, Todd, QB, Stanford 2001
Jackson, Marlion, RB, Saginaw Valley State 2000, 01
Jenkins, Pepper, LB, Long Beach State 1991
Johnson, Alonzo, WR, Central State 1997
Jones, Clarence, WR, Tennessee State 1996
Karczewski, Doug, G, Virginia 1999
Kearney, Carl, WR, Georgia Southern 2004
Keenan, Ryan, G, Northwestern 2008
Kenney, Brad, DT, The Citadel 1996
Kinard, Leroy, RB, Liberty 1991
King, Michael, OL, Northwestern State LA 2005
Kowalewski, Joe, TE, Syracuse 2006
Kracalik, Mike, OL, San Diego State 2005
Kurz, Todd, P, Illinois State 1997
Lamkin, Corey, TE, Texas A&M- Corpus Christi 2005
Listorti, Brad, TE, Massachusetts 2008
Lockhart, Radell, DL, Catawba 2005
Luoto, Iiro, TE, Finland NFLE 2007
Mackey, Jerry, LB, Syracuse 2007
Maddox, Andre, S, North Carolina State 2006
Mailo, Faaesea, G, USC 2002
Manupuna, Vaka, DT, Colorado 2006
Mariscal, Mark, P, Colorado 2003
Marshall, Keyonta, DT, Grand Valley State 2006
McChesney, Matt, DT, Colorado 2006, 2008
McCullough, Russ, T, Missouri 1993
McGill, Tim, DT, Illinois 2004
Megna, Marc, LB, Richmond 1999
Millen, Alec, T, Georgia 1993
Missant, Charles, C, Western Michigan 2006
Moore, Brandon, G, Illinois 2002
Moore, Cecil, WR, East Tennessee State 2003
Moore, Reggie, WR, UCLA 1991, 1992
Munch, John, LB, Illinois Wesleyan 1998
Musso, Brian, WR, Northwestern 1998
Myers, Leonard, CB, Miami FL 2003
Nelson, Chico, FS, Ohio State 1994
Nerys, Jason, G, Delaware 2004
Newman, David, TE, Louisiana Tech 2001
O'Sullivan, Dennis, C, Tulane 2001
Ofenhuesle, Will, T, Tennessee 2003
Peko, Siitupe, OL, Michigan State 2001
Pitoitua, Ropati, DE, Washington State 2008
Player, Scott, P, Florida State 1997
Prall, Evan, WR, East Stroudsburg 2007
Prather, Waylon, P, San Jose State 2008
Prior, Anthony, DB, Washington State 1992
Rafferty, Ian, T, North Carolina State 2000
Ratliff, Brett, QB, Utah 2007
Rawlings, Josh, T, Minnesota 2001
Raymond, Paul, WR, Brown 2008
Reese, Johnathan, RB, Columbia 2002
Renkart, Brandon, RB, Rutgers 2008
Riley, Phillip, WR, Florida State 1996
Rodgers, Stefan, OT, Lambuth 2008
Schaefering, Brian, DL, Illinois 2008
Seals, Richard, DT, Utah 2000
Smith, Shaine, WR, Hofstra 2007
Snell, Issac, OL, North Dakota State 2006
Stark, Troy, T, Georgia 1996
Stephens, Richard, OT, Tulsa 1989
Stewart, Vince, DT, Penn State 1995
Strojny, Drew, OT, Duke 2005
Stubbs, Terrence, WR, Temple 2004
Studstill, David, S, West Virginia 1995
Syvrud, J.J., LB, Jamestown ND 2000
Thomas, Marco. WR, Western Illinois 2007
Thomas, Sloan, WR, Texas 2006
Turner, Rob, WR, Central Michigan 2003
Underwood, EJ, CB, Pikeville 2007
Ventrone, Raymond, S, Villanova 2007
Ward, Derrick, FB, Ottawa 2004
Ware, Danny, RB, Georgia 2007
Weaver, Jarrell, S, Miami FL 2004
White, Jose, DL, Howard 1996
Wilcox, Daniel, TE, Appalachian State 2002
Williams, Renauld, LB, Hofstra 2005
Williams, Wayne, CB, Louisiana State 1992
Witherspoon, Jovan, WR, Central Michigan 2005
Young, Allen, DE, Vanderbilt 1995

ALL-TIME NUMERICAL ROSTER
(THROUGH 2008 SEASON)

1

Player	Pos	Years	College
Mike Adamle	RB	1973-74	Northwestern
Dave Jacobs	K	1979	Syracuse
Brett Conway	K	2000	Penn State
Matt Turk	P	2002	Wisonsin-Whitewater
Mike Nugent	K	2005-08	Ohio State

2

Billy Atkins	DB	1962-63	Auburn
Ed Chlebek	QB	1963	Western Michigan
Vince Turner	DB	1964	Missouri
Toni Linhart	K	1979	Austria Tech
Raul Allegre	K	1991	Texas

3

Bobby Howfield	K	1971-73	None
Duane Carrell	P	1976-77	Florida State
Tom O'Connor	P	1987	Boston College
Nick Gallery	P	1998	Iowa
Rick Mirer	QB	1999	Notre Dame
Kliff Kingsbury	QB	2005	Texas Tech
Jay Feely	K	2008-	Michigan

4

Pat Ryan	QB	1978-80	Tennessee
Dave Jennings	P	1987	St. Lawrence
Louie Aguiar	P-K	1991-93	Utah State
Glenn Foley	QB	1995-98	Boston College
Daniel Pope	P	2001	Alabama
Dan Stryzinski	P	2003	Indiana
Toby Gowin	P	2004	No. Texas
Brett Favre	QB	2008	Southern Mississippi

5

Booth Lusteg	K	1967	Connecticut
Pat Leahy	K	1974-91	St. Louis
Don Silvestri	K	1995-96	Pittsburgh
Brooks Bollinger	QB	2003-05	Wisconsin
Brett Ratliff	QB	2008	Utah

6

Bill Demory	QB	1973	Arizona
Bubby Brister	QB	1995	NE Louisiana
Joe Prokop	P	1988-90	Cal Poly–Pomona
Ray Lucas	QB	1998-2000	Rutgers
Doug Brien	K	2003-04	California
Kellen Clemens	QB	2006	Oregon
Reggie Hodges	P	2008	Ball St.

7

Sherman Lewis	DB	1966-67	Michigan State
Ed Bell	WR	1970-75	Idaho State
Ken O'Brien	QB	1984-92	Cal-Davis
Boomer Esiason	QB	1993-95	Maryland
Frank Reich	QB	1996	Maryland
Chuck Clements	QB	1997	Houston
Tom Tupa	P-QB	1999-2001	Ohio State
Ben Graham	P	2005-08	Deakin (Australia)

8

Greg Gantt	P	1974-75	Alabama
Tom Flick	QB	1987	Washington
Browning Nagle	QB	1991-93	Louisville
Nick Lowery	K	1994-96	Dartmouth
Todd Husak	QB	2002	Stanford

9

Jeff Blake	QB	1992-93	East Carolina
John Hall	P	1997-2002	Wisconsin
Jay Fieldler	QB	2005	Dartmouth
Erik Ainge	QB	2008	Tennessee

10

Player	Pos	Years	College
Bobby Renn	DB-WR	1961	Florida State
Julian Fagan	P	1973	Mississippi
Marty Domres	QB	1977	Columbia
Pat Ryan	QB	1981-89	Tennessee
Jason Staurovsky	K	1992	Tulsa
Cary Blanchard	K	1992-93	Oklahoma State
Jack Trudeau	QB	1994	Illinois
Chad Pennington	QB	2000-07	Marshall

11

Ed (Butch) Songin	QB	1961	Boston College
Jim Turner	K-QB	1964-70	Utah State
John "J.J."Jones	QB	1975	Fisk
Steve Joachim	QB	1976	Temple
Craig Penrose	QB	1980	San Diego State
Pat Ragusa	K	1987	St. John's
Tony Eason	QB	1989-90	Illinois
Brian Hansen	P	1994-98	Sioux Falls
Tory Woodbury	QB-WR	2001-02	Winston-Salem State
Patrick Ramsey	QB	2006	Tulane
Kellen Clemens	QB	2007-	Oregon

12

Al Dorow	QB	1960-61	Michigan State
Harold (Hayseed) Stephens	QB	1962	Hardin-Simmons
Joe Namath	QB	1965-76	Alabama

13

Don Maynard	WR	1960-72	Texas Western
Dave Jennings	P	1985-86	St. Lawrence

14

Richard Todd	QB	1976-83	Alabama
Troy Taylor	QB	1990-91	California
Glenn Foley	QB	1994	Boston College
Neil O'Donnell	QB	1996-97	Maryland
Marcus Henry	WR	2008-	Kansas

15

Dick Jamieson	QB	1960-61	Bradley
Don Flynn	DB	1961	Houston
Vito (Babe) Parilli	QB	1968-69	Kentucky
Bob Davis	QB	1970-72	Virginia
Chuck Ramsey	P	1977-84	Wake Forest
Kyle Mackey	QB	1989	East Texas State
Phillip Riley	WR	1996	Florida State
Wallace Wright	WR	2006-	North Carolina

16

Ken O'Brien	QB	1983	Cal-Davis
Walter Briggs	QB	1987	Montclair State
Mark Malone	QB	1989	San Diego State
Vinny Testaverde	QB	1998-2003, 2005	Miami
Brad Smith	WR	2006-	Missouri

17

Clyde (Lee) Grosscup	QB	1962	Utah
Galen Hall	QB	1963	Penn State
Mike Taliaferro	QB	1964-67	Illinois
Matt Robinson	QB	1977-79	Georgia
Bob Avellini	QB	1984	Maryland
David Norrie	QB	1987	UCLA
John Kidd	P	1998	Northwestern
Tommy Parks	P	2001	Mississippi State
Albert Johnson	WR	2003	Southern Methodist
Quincy Carter	QB	2004	Georgia
Tim Dwight	WR-KR	2006	Iowa
David Clowney	WR	2007-08	Virginia Tech

18

Johnny Green	QB	1962- 63	Tennessee-Chattanooga
Pete Liske	QB-DB	1964	Penn State
Frank (Al) Woodall	QB	1969-74	Duke

Player	Pos	Years	College
Sanjay Beach	WR	1989	Colorado State
Kyle Grossart	QB	1981	Oregon State
Ray Lucas	QB	1997	Rutgers
Harry Williams, Jr.	WR	2005	Tuskegee

19

Bill Wood	DB	1963	West Virginia Wesleyan
Malcolm (Dick) Wood	QB	1963-64	Auburn
Chris Farasopoulos	S	1971-73	Brigham Young
Bobby Riley	WR	1987	Oklahoma State
Pat Kelly	TE	1990	Syracuse
Keyshawn Johnson	WR	1996-99	Southern California
Chris Davis	WR	2007	Wake Forest

20

Don Herndon	HB	1960	Tampa
Ted Wegert	RB	1960	None
Lowe Wren	DB	1961	Missouri
John (Curley) Johnson	P-RB	1961-62	Houston
Bill Perkins	HB	1963	Iowa
Bob Schweickert	WR	1965-67	Virginia Tech
Steve O'Neal	P	1969-72	Texas A&M
Delles Howell	CB	1973-75	Grambling
Darnell Powell	RB	1978	Tenn.-Chattanooga
Kenny Lewis	RB	1981	Virginia Tech
Davlin Mullen	CB	1983-86	Western Kentucky
Leander Knight	CB	1989	Montclair State
Dennis Price	CB	1991-92	UCLA
Richie Anderson	RB	1993-2002	Penn State
Michael Bates	RB	2003	Arizona
Derrick Strait	CB	2006	Oklahoma
Guss Scott	CB	2006	Florida
Thomas Jones	RB	2007-	Virginia

21

Steve Tannen	DB	1970-74	Florida
Clark Gaines	RB	1976-80	Wake Forest
Kirk Springs	S-KR	1982-85	Miami (OH)
Sid Lewis	DB	1987	Penn State
Treg Songy	CB	1987	Tulane
Don Boyd Odegard	DB-KR	1990-91	UNLV
Sheldon Canley	RB	1992	San Jose State
Victor Green	SS	1993-2001	Akron
Aaron Beasley	CB	2002-03	West Virginia
Derrick Strait	CB	2004-05	Oklahoma
Andre Dyson	CB	2006-07	Utah
Justin Miller	CB-KR	2008	Clemson

22

Rick Sapienza	HB	1960	Villanova
Leon Riley	DB	1961-62	Detroit
Willie West	DB	1964-65	Oregon
Jim Hudson	DB	1966-70	Texas
Vern Studdard	WR	1971	Mississippi
Burgess Owens	FS	1973-79	Miami (FL)
Kenny Lewis	RB	1983	Virginia Tech
Nick Bruckner	WR	1983	Syracuse
Sean Dykes	DB	1987	Bowling Green
Erik Mcmillan	S	1988-92	Missouri
Eric Thomas	CB	1993-94	Tulane
Carl Greenwood	CB	1995-96	UCLA
Lorenzo Neal	FB	1997	Fresno State
David Meggett	RB	1998	Towson State
Damien Robinson	S	2001-02	Iowa
Tyrone Carter	DB	2003	Minnesota
Justin Miller	CB	2005-07	Clemson
Jesse Chatman	RB	2008	Eastern Washington
Ty Law	CB	2008	Michigan

23

Dick Felt	DB	1960-61	Brigham Young
Mark Johnston	DB	1964	Northwestern
Bill Rademacher	DB-WR	1967-68	Northern Michigan
Jerry Davis	DB	1975	Morris Brown
Donnie Walker	S	1975	Central State (OH)
Shafer Suggs	SS	1976-80	Ball State
Mike Harmon	WR	1983	Mississippi
Dennis Bligen	RB	1984-87	St. John's
Derrick Foster	RB	1987	William Paterson

Player	Pos	Years	College
Mike Mayes	CB	1990	Louisiana State
Marcus Turner	DB	1992-95	UCLA
Eric Zomalt	S	1996	California
Kevin Williams	DB	1998-2000	Oklahoma State
Jamie Henderson	CB	2001-2003	Georgia
Derrick Blaylock	RB	2005-06	Stephen F. Austin
Hank Poteat	CB	2008	Pittsburgh

24

Leon Burton	HB	1960	Arizona State
Jim Tiller	HB	1962	Purdue
Johnny Sample	DB	1966-68	Maryland State
Artimus Parker	DB	1977	Southern California
Kenny Lewis	RB	1980	Virginia Tech
Freeman Mcneil	RB	1981-92	UCLA
Ray Mickens	CB	1996-2004	Texas A&M
Ty Law	CB	2005	Michigan
Darrelle Revis	CB	2007-	Pittsburgh

25

Ed Bell	DB	1960	Pennsylvania
Dave Ames	DB	1961	Richmond
Mel West	RB	1962	Missouri
Marshall Starks	DB	1963-64	Illinois
Ray Abruzzese	DB	1965-66	Alabama
Bob Prout	S	1975	Knox
Scott Dierking	RB	1977-83	Purdue
Cedric Minter	RB-KR	1984-85	Boise State
George Radachowsky	S	1987-89	Boston College
R.J. Kors	S	1991-92	Long Beach State
Clifford Hicks	DB-KR	1993-94	Oregon
Gary Jones	FS	1995-96	Texas A&M
Robert Farmer	RB	1999	Notre Dame
Reggie Tongue	S	2004	Oregon State
Nick Ferguson	S	2000-02	Georgia Tech
Derek Pagel	S	2003-04	Iowa
Kerry Rhodes	S	2005-	Louisville

26

Dewey Bohling	HB	1960-61	Hardin-Simmons
Wayne Fontes	DB	1962	Michigan State
Tony Stricker	CB	1963	Colorado
David West	DB	1963	Central State-Oklahoma
Bill Pashe	DB	1964	George Washington
Pat Gucciardo	DB	1966	Kent State
Jim Richards	S	1968-69	Virginia Tech
Margene Adkins	WR	1973	Hutchinson JC
Carl Garrett	RB	1975	New Mexico Highlands
Donald Dykes	CB	1979-81	SE Louisiana
Lester Lyles	SS	1985-87	Virginia
Kenneth Johnson	DB	1990	Florida A&M
Damon Pieri	S	1993	San Diego State
Ron Carpenter	FS	1995-96	Miami (OH)
Jerome Henderson	DB	1997-98	Clemson
Omar Stoutmire	DB	1999	Fresno State
Chad Morton	RB	2001-02	Southern California
Omare Lowe	S	2003	Washington
Erik Coleman	S	2004-07	Washington State
Marcus Mason	RB	2008	Youngstown State

27

Don Allard	QB	1961	Boston College
Jim Apple	HB	1961	Upsala
Phil Wise	FS	1971-76	Nebraska-Omaha
Ron Mabra	CB	1977	Howard
Jesse Johnson	DB	1980-83	Colorado
Russell Carter	CB	1984-87	SMU
Kevin Porter	DB	1992	Auburn
Pat Terrell	S	1994	Notre Dame
Lou D'Agostino	RB	1996	Rhode Island
Jerald Sowell	FB	1997	Tulane
Steve Atwater	S	1999	Arkansas
Tony Scott	CB	2000-01	North Carolina State
Terrell Buckley	CB	2004	Florida State
Terry Butler	RB	2005	Villanova
Abram Elam	S	2007-08	Kent St.

28

Player	Pos	Years	College
Chuck Dupre	DB	1960	Baylor
Jerry Robinson	WR	1965	Grambling
Jim Gray	DB	1966	Toledo
Abner Haynes	HB	1967	North Texas State
Cecil Leonard	CB	1969-70	Tuskegee
Darrol Ray	FS	1980-84	Oklahoma
Carl Howard	CB	1985-90	Rutgers
Pat Chaffey	RB	1992-93	Oregon State
Reggie Cobb	RB	1996	Tennessee
Raymond Austin	CB	1997	Tennessee
Curtis Martin	RB	1998-2006	Pittsburgh

29

Bill Shockley	RB	1960-62	West Chester State
John Bookman	DB	1961	Miami (FL)
Bake Turner	WR	1963-69	Texas Tech
Rocky Turner	WR	1972-73	Tenn.-Chattanooga
Carl Capria	S	1975	Purdue
Johnny Lynn	DB	1979-86	UCLA
Joe Burke	RB	1987	Rutgers
Anthony (A.B.) Brown	RB	1989-92	West Virginia
Adrian Murrell	RB	1993-97	West Virginia
Donnie Abraham	CB	2002-04	East Tennessee St.
Leon Washington	RB-KR	2006-	Florida State

30

Gerhard Schwedes	FB	1960	Pennsylvania
Dean Look	QB	1962	Michigan State
Mark Smolinski	FB	1963-68	Wyoming
George Nock	RB	1969	Morgan State
Chuck Mercein	RB	1970	Yale
Charlie White	RB	1971	Bethune-Cookman
Dennis Cambal	RB	1973	William & Mary
Bobby Batton	RB	1980	UNLV
Rocky Klever	RB	1982-83	Montana
Nuu Faaola	RB	1986-88	Hawaii
Brad Baxter	RB	1989-95	Alabama State
Chris Hayes	S	1997-2001	Washington State
Drew Coleman	CB	2006-	Texas Christian

31

Bill Mathis	RB	1960-69	Clemson
Marion Barber	FB	1982-88	Minnesota
Lonnie Young	S	1991-93	Michigan State
Aaron Glenn	CB-KR	1994-2001	Texas A&M
Ray Green	CB	2003	South Carolina
Jeremy Lesueur	S	2005	Michigan
Hank Poteat	DB	2006-07	Pittsburgh
Ahmad Carroll	DB	2008-	Arkansas

32

Charlie Browning	HB	1965	Washington
Emerson Boozer	RB	1966-75	Maryland State
Blair Thomas	RB	1990-93	Penn State
Anthony Johnson	FB	1994	Notre Dame
Sherriden May	FB	1995-96	Idaho
Leon Johnson	RB	1997-98, 2000	North Carolina
Darrien Johnson	DB	2005	Iowa
Kevan Barlow	RB	2006	Pittsburgh
J.R. Reed	S	2008	South Florida

33

Pete Hart	FB	1960	Hardin-Simmons
Paul Hynes	DB	1961-62	Louisiana Tech
John (Curley) Johnson	P-RB	1963-69	Houston
Wilmer Kenzie (W.K.) Hicks	S	1970-72	Texas Southern
Bob Burns	RB	1974	Georgia
Kevin Long	RB	1977-81	South Carolina
John Chirico	RB	1987	Columbia
Terry Williams	CB	1988-89	Bethune-Cookman
Ronald Moore	RB	1995-96	Pittsburgh State
Jerald Sowell	FB	1998-2005	Tulane
Eric Smith	S	2006-	Michigan State

34

Walt Michaels	LB	1963	Washington & Lee
Lee White	RB	1968-70	Weber State
Larry Riley	CB	1978	Salem (WV)
Johnny Hector	RB	1983-92	Texas A&M
Kenyon Rasheed	RB	1995	Oklahoma
Bernie Parmalee	RB	1999-2000	Ball State
LaMont Jordan	RB	2001-04	Maryland
Cedric Houston	RB	2005-06	Tennessee
Dwight Lowery	CB	2008-	San Jose State

35

Roger Donnahoo	DB	1960	Michigan State
Bob Brooks	FB	1961	Ohio
Ed Kovac	HB	1962	Cincinnati
Billy Joe	RB	1967-68	Villanova
Dennis Onkotz	LB	1970	Penn State
Jim Nance	RB	1973	Syracuse
Steve Davis	RB	1975-76	Delaware State
Mike Augustyniak	RB	1981-83	Purdue
Kerry Glenn	CB	1985-89	Minnesota
Tim Newman	RB	1987	Johnson C. Smith
Scottie Graham	RB	1992	Ohio State
Dexter Carter	RB	1995	Florida State
Del Lee	CB	1999	McNeese State
B.J. Askew	FB	2003-06	Michigan

36

Blanche Martin	FB	1960	Michigan State
Steve Harkey	RB	1971-72	Georgia Tech
Bob Gresham	RB	1975-76	West Virginia
Rich Miano	S	1985-89	Hawaii
Joe Fishback	CB	1992	Carson-Newman
Buddy Crutchfield	CB	1999	North Carolina Central
David Barrett	CB	2004-08	Arkansas

37

Allen Smith	HB	1966	Findlay
George Nock	RB	1969-71	Morgan State
Marv Owens	WR	1974	San Diego State
Billy Hardee	CB	1977	Virginia Tech
Tim Moresco	S	1978-80	Syracuse
Skip Lane	CB	1984	Mississippi
Donnie Elder	DB	1985	Memphis
Jo Jo Heath	DB	1987	Pittsburgh
Anthony Prior	CB	1993-95	Washington State
Jake Moreland	RB-TE	2000	Western Michigan
Darian Barnes	FB	2007	Hampton

38

Ed Taylor	CB	1975-79	Memphis State
Billy Taylor	RB	1981	Texas Tech
George Floyd	DB-KR	1982-84	Eastern Kentucky
Larry Flowers	S	1985	Texas Tech
Mike Zordich	S	1987-88	Penn State
Todd Scott	S	1995	SW Louisiana
Kwame Ellis	CB	1996	Stanford
Earthwind Moreland	DB	2000	Georgia Southern
Jon McGraw	S	2002-04	Kansas State
Jamie Thompson	S	2006	Oklahoma State

39

Fred Julian	DB	1960-61	Michigan
Harry Howard	S	1976	Ohio State
Maurice Tyler	CB	1977	Morgan State
Saladin Martin	CB	1980	San Diego State
Harry Hamilton	S	1984-87	Penn State
Johnny Johnson	RB	1993-94	San Jose State
Andrew Davison	DB	2002	Kansas
Roderick Bryant	CB	2004	Idaho

40

Joe Paglei	FB	1960	Clemson
Dainard Paulson	DB	1961-66	Oregon State
Henry King	DB	1967	Utah State
Mike Battle	S	1969-70	Southern California
Hank Bjorklund	RB	1972-74	Princeton
Bobby Jackson	CB	1978-85	Florida State
Marc Hogan	DB	1987	Tennessee
James Hasty	CB	1988-94	Washington State
Joe Kowalewski	TE	2007	Syracuse

41

Player	Pos	Years	College
Charlie Flowers	FB	1962	Mississippi
Matt Snell	FB	1964-72	Ohio State
Keith Byars	FB	1998	Ohio State
Jamar Martin	RB	2006	Ohio State

42

Clyde Washington	DB	1963-65	Purdue
Randy Beverly	CB	1967-69	Colorado State
Clifford McClain	RB	1970-73	South Carolina State
Bruce Harper	RB-KR	1977-84	Kutztown St.
Maurice Turner	RB	1987	Utah State
John Booty	CB	1988-90	Texas Christian
Ronnie Lott	S	1993-94	Southern California
Marcus Coleman	CB	1996-2001	Texas Tech
Sam Garnes	SS	2002-03	Cincinnati
Rashad Washington	S	2004-07	Kansas State

43

John Dockery	CB	1968-71	Harvard
Clarence "Jazz" Jackson	RB	1974-76	Western Kentucky
Roger Vick	FB	1987-89	Texas A&M
Mike Brim	CB	1991-92	Virginia Union
Vance Joseph	DB	1995	Colorado

44

Bert Rechichar	LB	1961	Tennessee
Jim Hudson	S	1965-70	Texas
John Riggins	RB	1971-75	Kansas
Tom Newton	RB	1977-82	California
Trent Collins	S	1987	San Diego State
Lonnie Young	S	1995-96	Michigan State
Corwin Brown	CB	1997-98	Michigan
Joe Todd	LB	2001	Hofstra
Luke Lawton	FB	2005	McNesse State
James Hodgins	FB	2006	San Jose State
James Ihedigbo	DB	2008-	Massachusetts

45

Tom "Corky" Tharp	DB	1960	Alabama
Dick Christy	RB	1961-63	North Carolina State
Kern Carson	HB	1965	San Diego State
Cosmo Iacavazzi	HB	1965	Princeton
Earl Christy	DB	1966-68	Maryland State
Earlie Thomas	CB	1970-74	Colorado State
Louie Giammona	RB	1976	Utah State
Kirk Springs	S-KR	1981	Miami (OH)
Dwayne Crutchfield	FB	1982-83	Iowa State
Eddie Hunter	RB	1987	Virginia Tech
Tony Stargell	CB	1990-91	Tennessee State
Otis Smith	CB	1995-98	Missouri
Oliver Celestin	DB	2004-05	Texas Southern
Stacy Tutt	FB/TE	2006-07	Richmond

46

Bob Scrabis	QB	1960-62	Penn State
Bill Baird	S	1963-69	San Francisco State
Rich Sowells	CB	1971-76	Alcorn A&M
Woody Bennett	RB	1979-80	Miami (FL)
Fernanza Burgess	S	1984	Morris Brown
Michael Harper	WR-KR	1986	Southern California
Michael Mitchell	CB	1989	Howard Payne
J.J. Syvrud	LB	1999	Jamestown

47

Solomon Brannan	DB	1967	Morris Brown
Mike D'Amato	DB	1968	Hofstra
Roscoe Word	CB	1974-76	Jackson State
Tommy Marvaso	DB	1976-77	Cincinnati
Jim Earley	FB	1978	Michigan State
Jerry Holmes	CB	1980-83,86-87	West Virginia
Greg Werner	TE	1989	Depauw
Scott Frost	S	1998-2000	Nebraska

48

Cornell Gordon	DB	1965-69	North Carolina A&T
Gus Hollomon	DB	1970-72	Houston
Clifford Brooks	DB	1976	Tennessee State
Ken Schroy	S	1977-84	Maryland
Bobby Humphery	CB/WR/KR	1986-89	New Mexico State
Brian Washington	SS	1990-94	Nebraska

49

George Hoey	DB	1975	Michigan
Ed Marinaro	RB	1976	Cornell
Steve Carpenter	CB	1980	Western Illinois
Tony Paige	FB	1984-86	Virginia Tech
Larry Robinson	CB	1987	NW Louisiana
Travis Curtis	S	1990	West Virginia
Troy Johnson	LB	1990	Oklahoma
Eric Kattus	TE-WR	1992	Michigan
Casey Dailey	LB	1998	Northwestern
Tony Richardson	FB	2008-	Auburn

50

James Furey	LB	1961	Kansas State
Carl McAdams	DT-LB	1967-69	Oklahoma
Michael Taylor	LB	1972-73	Michigan
Wayne Mulligan	OL	1974-75	Clemson
Mike Mock	G	1978	Texas Tech
John Sullivan	LB	1979-80	Illinois
Bob Crable	LB	1982-87	Notre Dame
Timmy Cofield	LB	1989	Elizabeth City State
Dan Murray	LB	1990	E. Stroudsburg
Glenn Cadrez	LB	1992-95	Houston
Rob Holmberg	LB	1998	Penn State
Kelvin Moses	LB	2001-03	Wake Forest
Eric Barton	LB	2004-08	Maryland

51

Ralph Baker	LB	1964-74	Penn State
Greg Buttle	LB	1976-84	Penn State
Rogers Alexander	LB	1986	Penn State
Jim Haslett	LB	1987	Indiana (PA)
John Galvin	LB	1988	Boston College
Joe Mott	LB	1989-90	Iowa
Don Jones	LB	1992-93	Washington
Tuineau Alipate	LB	1994	Washington
Eddie Mason	LB	1995	North Carolina
Matt Finkes	LB	1997	Ohio State
Bryan Cox	LB	1998-2000	Western Illinois
James Darling	LB	2001-02	Washington State
Quincy Stewart	LB	2003	Louisiana Tech
Jonathan Vilma	LB	2004-07	Miami (FL)

52

Mike Hudock	C	1960-65	Miami (FL)
John Schmitt	C	1966-73	Hofstra
Steve Reese	LB	1974-75	Louisville
Mike Hennigan	LB	1976-78	Tennessee Tech
Al Washington	LB	1981	Ohio State
Jim Eliopulos	LB	1983-85	Wyoming
Onzy Elam	LB	1987-88	Tennessee State
John Galvin	LB	1990-91	Boston College
Adam Bob	LB	1989	Texas A&M
Cal Dixon	C-G	1992-95	Florida
Pepper Johnson	LB	1997-98	Ohio State
Olrick Johnson	LB	1999	Florida A&M
Kenyatta Wright	LB	2003-05	Oklahoma State
Ryan Myers	LB	2006	Akron
David Harris	LB	2007-	Michigan

53

Bill Zapalac	DE-LB	1971-73	Texas
Warren Koegel	C	1974	Penn State
Richard Lewis	LB	1974	Portland State
Ken Bernich	G	1975	Auburn
Carl Russ	LB	1976-77	Michigan
Al Palewicz	LB	1977	Miami (FL)
Mike McKibben	LB	1979-80	Kent State
Jim Sweeney	C-G	1984-94	Pittsburgh
Chad Cascadden	LB	1995-98	Wisconsin
Courtney Ledyard	LB	2000	Michigan State
Khary Campbell	LB	2002-03	Bowling Green
Barry Gardner	LB	2005	Northwestern
Cody Spencer	LB	2006-08	North Texas

54

Player	Pos	Years	College
Ed "Wahoo" McDaniel	LB	1964-65	Oklahoma
Jim Waskiewicz	LB	1966-67	Wichita State
Jamie Rivers	LB	1974-75	Bowling Green
Steve Poole	LB	1976	Tennessee
Stan Blinka	LB	1979-83	Sam Houston State
Troy Benson	LB	1986-89	Pittsburgh
Marvin Jones	LB	1993-96	Florida State
Dwayne Gordon	LB	1997-2000	New Hampshire
Victor Hobson	LB	2003-07	Michigan
Kenwin Cummings	LB	2008-	Wingate

55

Robert Marques	LB	1960	Boston U.
Ernie Barnes	G-T	1960	North Carolina College
Pasquale Lamberti	TE	1961	Richmond
Alex Kroll	OL	1962	Rutgers
Mike Dukes	LB	1965	Clemson
Jim Carroll	LB	1969	Notre Dame
John Ebersole	DE-LB	1970-77	Penn State
Ron Crosby	LB	1979-83	Penn State
Charles Jackson	LB	1985-86	Washington
Alex Gordon	LB	1987-89	Cincinnati
Bobby Houston	LB	1991-96	North Carolina State
Marvin Jones	LB	1997-2003	Florida State
Mark Brown	LB	2003-05	Auburn
Brad Kassell	LB	2006-08	North Texas

56

Roger Ellis	C	1960-62	Maine
Ted Bates	LB	1963	Oregon State
John Schmitt	C	1964	Hofstra
Paul Crane	C-G-T	1966-72	Alabama
Godwin Turk	LB	1974-75	Southern
Larry Keller	LB	1976-78	Houston
Lance Mehl	LB	1980-87	Penn State
Don Graham	LB	1988	Penn State
Jeff Lageman	DE	1989-94	Virginia
Rick Hamilton	LB	1996	Central Florida
Chris Wing	LB	1997	Boise State
Craig Powell	LB	1998	Ohio State
Roman Phifer	LB	1999-2000	UCLA
Jason Glenn	LB	2001	Texas A&M
Sam Cowart	LB	2002-04	Florida State
John Abraham	DE	2005	South Carolina
Anthony Schlegel	LB	2006	Ohio State
Vernon Gholston	LB	2008	Ohio State

57

Hubert Bobo	LB	1961-62	Ohio State
John (Dave) Yohn	LB	1963	Gettysburg
John Matlock	C	1967	Miami (FL)
John Little	DE-DT	1970-74	Oklahoma State
Richard Lewis	LB	1975	Portland State
Jim Jerome	LB	1977	Syracuse
Blake Whitlatch	LB	1978	Louisiana State
John Woodring	LB	1981-85	Brown
Kevin McArthur	LB	1986-89	Lamar
Mac Stephens	LB	1990	Minnesota
Mo Lewis	LB	1991-2003	Georgia
Ryan Riddle	LB	2006	California
Darrell McClover	LB	2004-05	Miami (FL)
Jason Trusnik	LB	2007-08	Ohio Northern

58

Bill Ferguson	LB	1973-74	San Diego State
Richard Wood	LB	1975	Southern California
Mark Merrill	LB	1978-79	Minnesota
Marty Wetzel	LB	1981	Tulane
Bobby Bell	LB	1984	Missouri
Matt Monger	LB	1985-87	Oklahoma State
Lynwood Alford	LB	1987	Syracuse
Joe Kelly	LB	1990-92	Washington
Mike Merriweather	LB	1993	Pacific
Wilber Marshall	LB	1995	Florida
Aubrey Beavers	LB	1996	Oklahoma
James Farrior	LB	1997-2001	Virginia
Jason Glenn	LB	2002-04	Texas A&M
Ryan Myers	LB	2005	Akron
Matt Chatham	LB	2006-07	South Dakota

59

Rob Spicer	LB	1973	Indiana
Howard Kindig	T-C	1974	Cal State-Los Angeles
Bob Martin	LB	1976-79	Nebraska
George Lilja	T	1983	Michigan
Kyle Clifton	LB	1984-96	Texas Christian

60

Larry Grantham	LB	1960-72	Mississippi
Dan Alexander	G	1977-89	Louisiana State
Casey Wiegmann	C	1997	Iowa
Dennis O'Sullivan	C	2001	Tulane
D'Brickashaw Ferguson	T	2006-	Virginia

61

Frank D'Agostino	G-T	1960	Auburn
Leon Dombrowski	LB	1960	Delaware
Dan Callahan	G	1960-61	Akron
Dan Ficca	G	1963-1966	Southern California
Bob Talamini	G	1968	Kentucky
Roger Finnie	G	1969-72	Florida A&M
John Roman	T	1976-82	Idaho State
George Lilja	T	1984	Michigan
Greg Gunter	C	1985	C.W. Post
Jeff Criswell	G-T	1988-90	Graceland (IA)
Terrance Wisdom	G	1995	Syracuse
Giradie Mercer	DT	2001	Marshall
Adrien Clarke	G	2007	Ohio State

62

Bob O'Neill	G	1961	Notre Dame
Sid Fournet	DE	1962-63	Louisiana State
Ed Cummings	LB	1964	Stanford
Al Atkinson	LB	1965-74	Villanova
Joe Pellegrini	OL	1982-83	Harvard
Bill Bain	G-T	1986	Southern California
Eric Coss	C	1987	Temple
Roger Duffy	G-C	1990-97	Penn State
Todd Burger	G	1998	Penn State

63

Bob Butler	G	1963	Kentucky
Roy Hord	OL	1963	Duke
Bob Rowley	LB	1964	Virginia
Jim O'Mahoney	LB	1965-66	Miami (FL)
John Neidert	LB	1968-69	Louisville
Gordon Wright	G	1969	Delaware State
Roy Kirksey	G	1971-72	Maryland State
Travis Roach	G	1974	Texas
John Hennessy	DE	1977-79	Michigan
Ted Banker	G-C	1984-88	SE Missouri State
Dave Zawatson	G-T	1990	California
Carlton Haselrig	G-T	1995	Pitt-Johnstown
Lamont Burns	G	1997	East Carolina
J.P. Machado	C-G	1999-2002	Illinois
Dewayne Robertson	DT	2003-07	Kentucky

64

Tom Budrewicz	G	1961	Brown
Ed Walsh	T	1961	Penn Military
Jerry Fields	LB	1961-62	Ohio State
Pete Perreault	T-G	1963-67	Boston University
Chuck Hinton	DT	1971	North Carolina College
Gregg Robinson	DE-DT	1978	Dartmouth
Guy Bingham	C-G	1980-88	Montana
Martin Cornelson	C	1987	North Carolina State
Trevor Matich	C-T-G	1990-91	Brigham Young
Harry Galbreath	G	1996	Tennessee
J.R. Conrad	C	1997	Oklahoma
Dave Yovanovits	G	2003-04	Temple
Norm Katnik	C-G	2005-06	USC

65

Sam Deluca	G	1964-66	South Carolina
Jimmie Jones	DE-LB	1969-70	Wichita State
Joe Fields	C	1975-87	Widener

Player	Pos	Years	College
John Hudson	C-G	1996-99	Auburn
Brandon Moore	G	2003-	Illinois

66

Howard Glenn	G	1960	Linfield
Randy Rasmussen	G	1967-81	Kearney State
Billy Shields	T	1985	Georgia Tech
Vince Jasper	G	1987	Iowa State
Dave Cadigan	G-T	1988-93	Southern California
Donald Evans	DE-DT	1994-95	Winston-Salem State
Lonnie Palelei	OG	1997	UNLV
Pete Kendall	G	2004-06	Boston College
Will Montgomery	G	2007	Virginia Tech
Alan Faneca	G	2008-	Louisiana State

67

Bob Mischak	G	1960-62	Army
Jim Price	LB	1963	Auburn
Dave Herman	G	1964-73	Michigan State
Darrell Austin	G-C	1975-78	South Carolina
Ed McGlasson	C	1979	Youngstown State
Anthony Corvino	G-T	1987	So. Connecticut
Dwayne White	G	1990-94	Alcorn State
Everett Mciver	G-T	1995	Elizabeth City State
Mike Gisler	C-G	1998-99	Houston
Kareem McKenzie	T	2001-04	Penn State
Doug Nienhuis	G	2005	Oregon State
Kimo von Oelhoffen	DL	2006	Boise State
Damien Woody	OT	2008-	Boston College

68

John McMullan	G	1960-62	Notre Dame
Mike Stromberg	LB	1968	Temple
Gordon Wright	G	1969	Delaware State
David Middendorf	OL	1970	Washington State
Roger Bernhardt	G	1974	Kansas
Charles "Tank" Marshall	DT	1977	Texas A&M
David Ware	T	1993	Virginia
Eric Cunningham	G	1979-80	Penn State
Reggie McElroy	T	1983-89	West Texas State
John Bock	C	1995	Indiana State
Kevin Mawae	C	1998-2005	Louisiana State
Anthony Clement	T	2006-07	Louisiana-Lafayette
Will Montgomery	G	2008	Virginia Tech

69

Sid Abramowitz	T	1985	Tulsa
Harry Boatswain	G-T	1996	New Haven
Steve Hammond	LB	1988	Wake Forest
William Roberts	G	1997	Ohio State
Jeff Criswell	G-T	1991-94	Graceland (IA)
Jason Fabini	T	1998-2005	Cincinnati
Charles Missant	C	2006	Western Michigan
C.J. Mosley	DT	2008	Missouri

70

Gene Cockrell	T-DT	1960-62	Hardin-Simmons
Jim McCusker	T	1964	Pittsburgh
John Schmitt	C	1965	Hofstra
Karl Henke	DT	1968	Tulsa
Dave Foley	T	1969-71	Ohio State
Larry Woods	DT	1974-75	Tennessee State
Stan Waldemore	C-G-T	1978-84	Nebraska
Tony Garbarczyk	DE	1987	Wake Forest
Jeff Oliver	OL	1989	Boston College
Siupeli Malamala	T	1992	Washington
Leonard Marshall	DE-DT	1993	Louisiana State
Matt O'Dwyer	G	1995-98	Northwestern
Lance Legree	DT	2005	Notre Dame
Mike DeVito	DE	2007-	Maine

71

Paul Seiler	T-C	1967	Notre Dame
Sam Walton	T	1968-69	East Texas State
John Mooring	G-T	1971-73	Tampa
Al Krevis	T	1976	Boston College
Jeff Bleamer	G-T	1977	Penn State
Joe Moreino	DE	1978	Idaho State
Bob Winkel	DE-DT	1979-80	Kentucky

Player	Pos	Years	College
Jim Luscinski	T	1982	Norwich
Mark Shumate	DT	1985	Wisconsin
Jim Stuckey	DL	1986	Clemson
Pete McCartney	OL	1987	Louisville
Bill Pickel	DT	1991-94	Rutgers
Mike Chalenski	DE-DT	1996	UCLA
Kerry Jenkins	G-T	1997-2001	Troy State
Wade Smith	OL	2006-07	Memphis

72

Dick Guesman	T	1960-61	West Viriginia
Charlie Janerette	G-T	1963	Penn State
Paul Rochester	DT	1965-69	Michigan State
Scott Palmer	DT	1971	Texas
Robert Woods	T	1973-77	Tennessee State
Al Burton	DE-DT	1977	Bethune-Cookman
Chris Ward	T	1978-83	Ohio State
Gordon King	T-G	1986-87	Stanford
Ken Jones	T	1987	Arkansas State
Brett Miller	T	1990-92	Iowa
Karl Wilson	DE	1992-93	Louisiana State
Dave Alexander	C-G-T	1996	Tulsa
Jason Ferguson	DT	1997-2004	Georgia
Jacob Bender	OT	2007	Nicholls State

73

Larry Baker	T	1960	Bowling Green
Joe Katcik	DT	1960	Notre Dame
Moses Gray	T	1961-62	Indiana
George Strugar	DT	1962-63	Washington
Paul Rochester	DT	1964	Michigan State
Nick DeFelice	T	1965	So. Connecticut
Mitch Dudek	T	1966	Xavier
Dennis Randall	DT	1967	Oklahoma State
Joe Klecko	DE-DT	1977-87	Temple
David Williams	T	1996	Florida

74

Nick Mumley	DE	1960-62	Purdue
Gordy Holtz	T-DT	1964	Minnesota
Henry Schmidt	DT	1966	Southern California
Jeff Richardson	OL	1967-68	Michigan State
Ray Hayes	DT	1968	Toledo
Joe Schmiesing	DT	1974	New Mexico State
Mark Garalczyk	DT-DE	1979-88	Western Michigan
Abdul Salaam	DT	1976-83	Kent State
Ron Faurot	LB-DE	1984-85	Arkansas
Elvis Franks	DE	1986	Morgan State
Derland Moore	DT	1986	Oklahoma
Don Smith	DT	1987	Miami (FL)
Curt Singer	T	1989	Tennessee
Everett McIver	G-T	1994	Elizabeth City State
Erik Howard	DT-DE	1995-96	Washington State
Ryan Young	T	1999-2001	Kansas State
Darnell Alford	G	2002	Boston College
Scott Gragg	T	2005	Montana
Brent Smith	G-T	2003-04	Mississippi State
Nick Mangold	C	2006-	Ohio State

75

Tom Saidock	DT	1960-61	Michigan State
Proverb Jacobs	DT	1961-62	California
John Kenerson	DE-DT	1962	Kentucky State
Winston Hill	T	1963-76	Texas Southern
Tony Chickillo	DE	1987	Miami
Adam Schreiber	C	1988-89	Texas
Irv Eatman	T	1991-92	UCLA
Siupeli Malamala	T	1993-99	Washington
Carl Hansen	DT	1998	Stanford
Ian Rafferty	T	1999	North Carolina State
Larry Webster	DT	2002	Maryland
Chester McGlockton	DE-DT	2003	Clemson
Robert Turner	OL/TE	2007-	New Mexico

76

Bob Watters	DE	1962	Lincoln (Missouri)
Arnie Simkus	DT	1965	Michigan
Steve Chomyszak	DT	1966	Syracuse
Bob Svihus	T	1971-73	Southern California

Player	Pos	Years	College
Jim Bailey	DT	1975	Kansas
Lawrence Pillers	DE	1976-80	Alcorn State
Ben Rudolph	DE-DT	1981-86	Long Beach State
John Thomas	T	1987	Toledo
Mike Withycombe	T-G	1988-89	Fresno State
James Brown	T	1993-95	Virginia State
Jumbo Elliott	T	1996-2002	Michigan
Steve Morley	T-G	2005	St. Mary's University (Canada)
Clint Oldenburg	T	2007	Colorado State

77

Joe Ryan	DE	1960	Villanova
Sid Youngelman	DE	1960-61	Alabama
Dick Guesman	T	1962-63	West Viriginia
Bert Wilder	DE-DT	1964	North Carolina State
Tom Bayless	DT	1970	Purdue
Carl Barzilauskas	DT	1974-77	Indiana
Joe Pellegrini	DT	1978-79	Idaho
Kenny Neil	DE-DT	1981-83	Iowa State
Ron Sams	C-G	1986	Pittsburgh
Gerald Nichols	DE-DT	1987-90	Florida State
Matt Willig	T-G	1992-95	Southern California
Jay Hagood	T	1997	Virginia Tech
Randy Thomas	G	1999-2002	Mississippi State
J.P. Machado	C-G	2003	Illinois
Rashad Moore	DL	2006	Tennessee
Kris Jenkins	DT	2008-	Maryland

78

Jack Klotz	T	1960-63	Penn Military
Jim Harris	DT	1965-67	Utah State
Garry Puetz	G-T	1973-78	Valparaiso
Barry Bennett	DE-DT	1982-88	Concordia (MN)
Scott Jones	T	1990	Washington
Mario Johnson	DT-DE	1992	Missouri
Lou Benfatti	DT	1994-96	Penn State
Terry Day	DE	1997	Mississippi State
Jonathan Goodwin	C-G	2002-05	Michigan
Wayne Hunter	T	2008	Hawai'i

79

Bob Reifsnyder	DE	1960-61	Navy
Francis Morelli	T	1962	Colgate
Sherman Plunkett	T	1963-67	Maryland State
Paul Seiler	T-C	1969	Notre Dame
Clovis Swinney	DL	1971	Arkansas State
Gordie Browne	T	1974-75	Boston College
Marvin Powell	T	1977-85	Southern California
Mike Haight	G	1986-91	Iowa
Chris Brown	T	1987	Lamar
Melvin Hayes	T	1995	Mississippi State
David Loverne	G	1999-2001	San Jose State
Dave Szott	G	2002-03	Penn State
Adrian Jones	T	2004-07	Kansas

80

David Ross	E	1960-61	Los Angeles State
Perry Richards	WR	1962	Detroit
Jim Evans	WR	1964	Texas Western
Bob Werl	DE	1966	Miami (FL)
John Elliott	DT	1967-73	Texas
Howard Satterwhite	WR	1976	Sam Houston State
Shelton Diggs	WR	1977	Southern California
Kevin Bell	WR	1978	Lamar
Roger Farmer	WR	1979	Baker (KS)
Johnny "Lam" Jones	WR	1980-85	Texas
Scott Holman	WR	1987	Oregon
K.D. Dunn	TE	1988-89	Clemson
Greg Werner	TE	1989	DePauw
Mark Boyer	TE	1990-92	Southern California
James Thornton	TE	1993-94	Cal State Fullerton
Wayne Chrebet	WR	1995-2005	Hofstra

81

Gerry Philbin	DE	1964-72	Buffalo
Richard Neal	DE	1973-77	Southern
Derrick Gaffney	WR	1978-84, 1987	Florida
Billy Griggs	TE	1985-89	Virginia
Terance Mathis	WR-KR	1990-93	New Mexico
Art Monk	WR	1994	Syracuse
Kyle Brady	TE	1995	Penn State
Jeff Graham	WR	1996-97	Ohio State
Bradford Banta	TE	2000	Southern California
Matthew Hatchette	WR	2001	Langston
Chris Baker	TE	2002	Michigan State
Curtis Conway	WR	2003	Southern California
Justin McCareins	WR	2004-07	Northern Illinois
Dustin Keller	TE	2008	Purdue

82

Ken Campbell	E	1960	West Chester State
Ed Cooke	E	1960-63	Maryland
Bert Wilder	DE-DT	1965-67	North Carolina State
Gary Arthur	TE	1970-71	Miami (OH)
David Knight	WR	1973-77	William & Mary
Mickey Shuler	TE	1978-89	Penn State
Pat Kelly	TE	1991	Syracuse
Rob Carpenter	WR	1992-94	Syracuse
Blake Spence	TE	1998-99	Oregon
Vincent Brisby	WR	2000	NE Louisiana
Malcolm Johnson	WR	2000	Notre Dame
Kevin Swayne	WR	2001-03	Wayne State
Jason Pociask	TE	2007	Wisconsin

83

George Sauer, Jr.	WR	1965-70	Texas
Jerome Barkum	TE	1972-83	Jackson State
Nick Bruckner	WR	1984	Syracuse
Jojo Townsell	WR-KR	1985-90	UCLA
Johnny Mitchell	TE	1992	Nebraska
Troy Sadowski	TE	1993	Georgia
Tyrone Davis	WR-TE	1995-96	Virginia
Dwight Stone	WR-KR	1999-2000	East Tennessee State
Damon Dunn	WR	2000	Stanford
Daniel Wilcox	TE	2001	Appalachian State
Santana Moss	WR-KR	2001-04	Miami (FL)
Joel Dreessen	TE-LS	2005	Colorado State
Chansi Stuckey	WR	2007-	Clemson

84

Art Powell	WR	1960-62	San Jose State
Ken Gregory	E	1963	Whittier
Sammy Weir	WR	1966	Arkansas State
Mark Lomas	DE-DT	1970-74	No. Arizona
Keith Denson	WR	1976	San Diego State
Clint Haselrig	WR	1976	Michigan
Paul Darby	WR	1979-80	SW Texas State
Bobby Humphery	CB-KR	1984-89	New Mexico State
Michael Harper	WR	1987-89	Southern California
Chris Dressel	TE	1989-91	Stanford
Troy Sadowski	TE	1992	Georgia
Fred Baxter	TE	1993-2000	Auburn
Craig Yeast	WR	2001	Kentucky
Jonathan Carter	WR	2002-04	Troy State
Dante Ridgeway	WR	2005	Ball State

85

Gene Heeter	TE	1963-65	West Virginia
Steve Thompson	DT-DE	1968-70	Washington
Ed Galigher	DE-DT	1972-76	UCLA
Wesley Walker	WR	1977-89	California
Reggie Smith	WR	1987	North Carolina Central
Rob Moore	WR	1990-94	Syracuse
Jeff Sydner	WR-KR	1995	Hawaii
Henry Bailey	WR	1996	UNLV
John Burke	TE	1997	Virginia Tech
Jermaine Wiggins	TE	2000	Georgia
James Dearth	TE-LS	2001-	Tarleton State (TX)

86

Karl Kalimer	T	1962	Boston U.
Verlon Biggs	DE	1965-70	Jackson State
Joe Jackson	DE	1972-73	New Mexico State
Willie Brister	TE	1974-75	Southern
Rich Osborne	TE	1976	Texas A&M
Bob Raba	TE	1977-79	Maryland
Steve Stephens	TE	1981	Oklahoma State
Steve Alvers	TE-C	1982	Miami (FL)

Player	Pos	Years	College
Glenn Dennison	TE	1984	Miami (FL)
Nick Bruckner	WR	1983-85	Syracuse
Stan Hunter	WR	1987	Bowling Green
Tracy Martin	WR	1987	North Dakota
Keith Neubert	TE	1988-89	Nebraska
Doug Wellsandt	TE	1990	Washington State
Ken Whisenhunt	TE	1991-92	Georgia Tech
Johnny Mitchell	TE	1993-95	Nebraska
Alex Van Dyke	WR	1996-98	Nevada
Eric Green	TE	1999	Liberty
Windrell Hayes	WR	2000-01	Southern California
Chris Baker	TE	2003-08	Michigan State

87

Laverne Torczon	DE	1962-65	Nebraska
Pete Lammons	TE	1966-71	Texas
Steve Thompson	DT-DE	1972-73	Washington
Billy Newsome	DE-DT	1975-76	Grambling
Bruce Stephens	WR	1978	Columbia
Gerald Carter	WR	1980	Texas A&M
Kurt Sohn	WR-KR	1981-88	Fordham
Eric Riley	TE	1987	Eastern Washington
Chris Burkett	WR	1989-93	Jackson State
Ryan Yarborough	WR	1994-95	Wyoming
Webster Slaughter	WR	1996	San Diego State
Laveranues Coles	WR	2000-02, 2005-08	Florida State

88

Thurlow Cooper	TE-DE	1960-62	Maine
Bob McAdams	DE	1963-64	North Carolina College
Bill Yearby	DT-DE	1966	Michigan
Richard Caster	TE-WR	1970-77	Jackson State
Mark Iwanowski	TE	1978	Pennsylvania
Tom Coombs	TE	1982	Idaho
Chy Davidson	WR	1984-85	Rhode Island
Al Toon	WR	1985-92	Wisconsin
Tony Sweet	TE	1987	Montclair State
Stevie Anderson	WR	1994	Grambling
Curtis Ceaser	WR	1995	Grambling
Kyle Brady	TE	1996-98	Penn State
Quinn Early	WR	1999	Iowa
Anthony Becht	TE	2000-04	West Virginia
Doug Jolley	TE	2005	BYU
Sean Ryan	TE	2006-07	Boston College
Bubba Franks	TE	2008-	Miami (FL)

89

Dee Mackey	TE	1963-65	East Texas State
Wayne Stewart	TE	1969-72	California
Lou Piccone	WR	1974-76	West Liberty State
Bobby Jones	WR	1978-82	None
Preston Brown	WR	1983	Vanderbilt
Rocky Klever	RB	1984-87	Montana
Titus Dixon	WR	1989	Troy State
Phillip Epps	WR	1989	Texas Christian
Dale Dawkins	WR	1990-93	Miami (FL)
Orlando Parker	WR	1994	Troy State
Charles Wilson	WR	1995	Memphis
Dedric Ward	WR-KR	1997-2000	Northern Iowa
Tory Woodbury	QB-WR	2002	Winston-Salem State
Kevin Lockett	WR	2003	Kansas State
Jerricho Cotchery	WR	2004-	North Carolina State

90

Chris Godfrey	G-T	1980	Michigan
Jay Brophy	LB	1987	Miami (FL)
Robin Cole	LB-DE	1988	New Mexico
Dennis Byrd	DE-DT	1989-92	Tulsa

91

Don Buckey	WR	1976	North Carolina State
Paul Frase	DE-DT	1988-94	Syracuse
Brent Williams	DE	1996	Toledo
Jason Wiltz	DT	1999-2000	Nebraska
Steve Martin	DT	2001	Missouri
Josh Evans	DT	2002-04	Alabama-Birmingham
Sione Pouha	DT	2005-	Utah

92

Player	Pos	Years	College
Wesley Roberts	DE	1980	Texas Christian
Ken Rose	LB	1987-89	UNLV
Emanuel McNeil	DT	1990	Tennessee-Martin
Coleman Rudolph	DT-LB	1993	Georgia Tech
Tony Casillas	DT	1994-95	Oklahoma
Bobby Hamilton	DE	1996-99	Southern Mississippi
Shaun Ellis	DE	2000-	Tennessee

93

Marty Lyons	DE-DT	1979-89	Alabama
Marc Spindler	DT	1995-96	Pittsburgh
Ernie Logan	NT	1997-2000	East Carolina
James Reed	DT	2001-05	Iowa State
Kenyon Coleman	DE	2007-08	UCLA

94

Ralph DeLoach	DE	1981	California
David (Rusty) Guilbeau	DE-LB	1982-86	McNeese State
Scott Mersereau	DT	1987-93	So. Connecticut
Matt Brock	DT	1995-96	Oregon
Rick Terry	DT	1997-98	No. Carolina
John Abraham	DE-LB	2000-04	South Carolina
Marques Murrell	DE	2007-	Appalachian State

95

Tom Baldwin	DT	1984-88	Tulsa
Troy Johnson	LB	1991	Oklahoma
Huey Richardson	DE	1992	Florida
Alfred Oglesby	DT	1994	Houston
Rick Lyle	DE	1997-2001	Missouri
Steve White	DE	2002	Tennessee
Matt McChesney	DT	2005	Colorado
Matt Walters	DE	2003	Miami (FL)
C.J. Mosley	DL	2006-07	Missouri

96

Henry Walls	LB	1987	Clemson
Ron Stallworth	DE-DT	1989-90	Auburn
Mark Gunn	DE-DT	1991-94	Pittsburgh
Jeff Faulkner	DE-DT	1996	Southern
Tom Barndt	T-DT	2001	Pittsburgh
Daleroy Stewart	DT	2004	Southern Mississippi
Dave Ball	DE	2005-06	UCLA
David Bowens	LB	2007-08	Western Illinois

97

Don Baldwin	DE	1987	Purdue
Marvin Washington	DE-DT	1989-96	Idaho
Dorian Boose	DE	1998-2000	Washington State
Giradie Mercer	DT	2002	Marshall
Trevor Johnson	DE-LB	2004-05	Nebraska
Kareem Brown	DE	2007	Miami (FL)
Calvin Pace	LB	2008-	Wake Forest

98

Jerome Foster	DE-DT	1986-87	Ohio State
Ladell Wills	LB	1987	Jackson State
Ralph Jarvis	DE	1988	Temple
Darrell Davis	DE-LB	1990-91	Texas Christian
Kurt Barber	LB-DE	1992-95	Southern California
Mark Gunn	DE-DT	1996	Pittsburgh
Ronnie Dixon	DT	1997	Cincinnati
Anthony Pleasant	DE	1998-99	Tennessee State
Shane Burton	DE-DT	2000-01	Tennessee
Alan Harper	DT	2002-04	Fresno State
Jamar Enzor	LB	2005	Cincinnati
T.J. Hollowell	LB	2005	Nebraska
Bobby Hamilton	DE	2006	Southern Mississippi
Eric Hicks	DE	2007	Maryland
Kareem Brown	DE	2008	Miami (FL)

99

Mark Gastineau	DE	1979-88	East Central (OK)
Keo Coleman	LB	1992	Mississippi State
Steve DeOssie	LB	1993	Boston College
Hugh Douglas	DE-LB	1995-97	Central State (OH)
Eric Ogbogu	DE	1998-2001	Maryland
Bryan Thomas	LB	2002-	Alabama-Birmingham

JETS' DRAFT HISTORY

General manager Mike Tannenbaum and owner Woody Johnson continued the Jets' recent draft trends by trading up in the first round of the 2009 NFL Draft to get the player they wanted in Mark Sanchez.

"It's all about 'the big O,' " Tannenbaum said. "It's all about the opportunity presenting itself."

The Jets sent their 17th overall pick, their second-round choice and three players (Kenyon Coleman, Abram Elam and Brett Ratliff) to their former coach, Eric Mangini, and the Browns in exchange for the fifth pick, which they used to select Sanchez, the talented, charismatic Southern Cal QB.

The trade was the fourth Tannenbaum had made in his four years as GM that involved receiving a first-round pick. The first two produced Pro Bowl players — center Nick Mangold in 2006, cornerback Darrelle Revis in 2007 — and there are high hopes for last year's selection of tight end Dustin Keller and this year's move to get Sanchez.

Further, it was the 17th time the Jets have acquired a first-round pick by trade in their history, the 13th time they'd done that since 1993 and the ninth time since Johnson became the club's Chairman and CEO in 2000.

The first time was so far the best as the Jets and owner Sonny Werblin set the stage for the 1965 AFL Draft, actually held Nov. 28, 1964. They sent the rights to QB Jerry Rhome, their 25th-round pick a year earlier, to Houston for the first pick overall, with which they selected Alabama QB Joe Namath. St. Louis took Namath 12th in the NFL draft, held the same day. Namath went with the Jets and a month later, the day after the Orange Bowl, signed a contract with Werblin for a then-record salary reported to be $427,000.

The Jets have had many drafting highlights since. In the 1965 redshirt draft, they completed Namath's wide receiver tandem when they picked George Sauer to team with Don Maynard. In 1966 they used their sixth-rounder on halfback Emerson Boozer to add to Namath and Snell and complete the starting backfield for their Super Bowl glory to come.

In 1967 the Green & White struck perhaps the greatest bargain in their draft history when guard Randy Rasmussen from Kearney State in Nebraska arrived in Round 12, with the 302nd pick. Rasmussen played in 207 games — the most by a position player in franchise history — over 15 seasons and earned team MVP honors in 1977.

RB John Riggins was the sixth overall pick in 1971. "Riggo" spent the first five seasons of his Hall of Fame career as the Jets' featured runner before leaving for Washington as a free agent.

For the first time, the Jets in 1975 traded away a first-round pick. They sent their 12th choice to New Orleans for DE Billy Newsome, who played two seasons and 16 games in New York.

It was déjà vu all over again in 1976 — 11 years after striking it rich with Namath, the club claimed Alabama quarterback Richard Todd sixth overall. Todd started six games to Namath's eight that season, then after Namath's release became the full-time starter for the next seven seasons.

In 1980, the Green & White performed one of their biggest draft-day power moves. They sent their 13th pick and the 20th choice, one of two high picks they got from Denver for the February trade of QB Matt Robinson, to San Francisco for the No. 2 pick. The target of their desire: Texas WR Johnny "Lam" Jones, who had 25 receptions as a rookie and 138 in his five-year Jets career.

The 1983 selection of QB Ken O'Brien at No. 24 led to the trade of Todd to New Orleans before the '84 draft. With that 15th pick the Jets grabbed DE Ron Faurot, who had a 20-game pro career.

The only time they spent a first-round pick in a supplemental draft came in 1990. WR Rob Moore had a strong 12-year NFL career, the first five seasons producing 306 catches in green.

QB played a role in a 1993 maneuver when general manager Dick Steinberg sent a third-rounder to Cincinnati to bring Boomer Esiason back to his Long Island roots. As a result, O'Brien was sent to Green Bay for a fifth-rounder that year.

Then came Draft Day '93 and another high-first-round move. The Jets dropped one notch, from third to fourth, in swapping spots with Phoenix. In return, they received RB Johnny Johnson, their tailback for two seasons, and drafted LB Marvin Jones, who enjoyed a solid 11-year pro career.

The next year the Jets leapfrogged up, not down, one spot, from 13 to 12, in a trade with New Orleans that brought them CB Aaron Glenn. In 1995 they shipped Rob Moore to Arizona for RB Ronald Moore and the Cards' 16th pick, with which they snared DE Hugh Douglas after taking TE Kyle Brady at No. 9.

The club had the first pick of the draft in 1996 and '97. The first year they went with Southern Cal WR Keyshawn Johnson, who starred alongside free agent WR Wayne Chrebet for four seasons. The next, Bill Parcells took over the football operations and traded down from No. 1 twice before selecting LB James Farrior eighth overall.

Parcells had no No. 1's in 1998 and '99 but made up for it with an NFL-record four first-rounders in 2000, with which the Jets selected their "four aces" — defensive ends Shaun Ellis (No. 12) and John Abraham (No. 13), QB Chad Pennington (No. 18) and TE Anthony Becht (No. 27).

Terry Bradway, in his first draft in 2001 after taking over the GM reins from Parcells, moved from 19th to 16th in a trade with Pittsburgh to select WR Santana Moss. An even larger gambit came in '03 when the Jets sent two first-rounders (Nos. 13 and 22) to Chicago for the Bears' fourth spot, from where they secured DT Dewayne Robertson.

Tannenbaum succeeded Bradway as GM, and in his first draft spent the 29th overall pick, acquired from Atlanta in the trade for Abraham, on Mangold to team up with No. 4 choice D'Brickashaw Ferguson on the Jets' rebuilt offensive line. In 2007, Tannenbaum traded up twice, grabbing Revis with the 14th overall pick and linebacker David Harris in Round 2.

In 2008, the Jets took linebacker Vernon Gholston with their own pick, sixth overall, then traded back into Round 1 to snare Keller at No. 30. In April, after moving for Sanchez, they traded up again in Round 3, this time with Detroit for the first pick of day two, and took Iowa RB Shonn Greene.

1960

FIRST SELECTIONS

Player	Pos	School
Lewis Akin	E	Vanderbilt
Chuck Allen	T	Alabama
Bill Bucek	HB	Rice
Jackie Burkett	C	Auburn
Angelo Coia	HB	So. California
Jim Elfrid	C	Colorado State
Don Ellersick	E	Washington State
Don Floyd	T	TCU
Prentice Gautt	FB	Oklahoma
George Genyk	G	Michigan
Larry Grantham	E	Mississippi
Joe Graybeal	C	E. Kentucky State
Jack Groner	QB	Washington & Lee
George Izo	QB	Notre Dame
Ed Kaohelaulii	T	Oregon State
Ed Kovac	HB	Cincinnati
Mike Magac	T	Missouri
Blanche Martin	FB	Michigan State
Curt Merz	E	Iowa
Eddie Meyer	T-G	West Texas State
Gene Miller	T-G	Rice
Jim Mooty	HB	Arkansas
Mike Morin	HB	Knox
Nick Patella	G	Wake Forest
Don Perkins	HB	New Mexico
David Ross	E	Los Angeles State
Roger Smith	G	Auburn
Don Stallings	T	No. Carolina State
Larry Stephens	T-G	Texas
Jim St. Clair	QB	Santa Barbara State
Jim Stinnette	FB	Oregon State
David Wilemon	T	SMU

SECOND SELECTIONS

Player	Pos	School
Pete Abadie	E	Tulane
Ramon Armstrong	T-G	Texas Christian
Dave Baker	E	Syracuse
Richard Brooks	E	Purdue
Roger Brown	T-G	Maryland State
Tom Budrewicz	T-G	Brown
Bob Coiburn	QB	Bowling Green
Larry Essenmacker	T-G	Alma
Jim Gorman	T-G	McMurry
Bob Hall	T-G	Kent State
Marshall Harris	HB	Texas Christian
Garney Henley	HB	Huron
Jim Hunt	T-G	Purdue
Gordon Leboeuf	HB	Texas A&M
Jim Nemeth	C	S. Carolina
Steve Rasso	HB	Cincinnati
Royce Shelton	HB	Stephen F. Austin
Gerry Skonieczki	E	Syracuse
Andy Stynchula	T-G	Penn State
Frank Walton	HB	John Carroll

1961

Drafted 5th

Rd	Pick	Player	Pos	School
1.	5	Tom Brown	G	Minnesota
2.	13	Herb Adderly	HB	Michigan State
3.		*(traded to Buffalo)*		
4.		*(traded to Denver)*		
5.	37	Tom Matte	QB	Ohio State
6.	45	Bill Brown	FB	Illinois
7.	53	Fred Mautino	E	Syracuse
8.	61	Harold Beaty	T	Oklahoma State
9.	69	Bernie Casey	FB	Bowling Green
10.	77	Joe Scibeli	T	Notre Dame
11.	85	Art Gilmore	HB	Oregon State
12.	93	Norris Stevenson	HB	Missouri
13.	101	Joe Wendryhoski	T	Illinois
14.	109	Jim Cunningham	FB	Pittsburgh
15.	117	Irv Cross	E	Northwestern
16.	125	Jerry Steffen	HB	Colorado
17.	133	Mike Pyle	T	Yale
18.	141	Alfred Bentley	E	Arkansas State
19.	149	Jim Kerr	HB	Penn State
20.	157	Neil Plumley	T	Oregon State
21.	165	Bob Brooks	FB	Ohio State
22.	173	Wayne Fontes	HB	Michigan State
23.	181	Mickey Walker	HB	Michigan State
24.	189	Howard Dyer	QB	VMI
25.	197	Andy Griffith	HB	American Int'l
26.	205	Bobby Smith	HB	UCLA
27.	213	Moses Gray	T	Indiana
28.	221	Fred Cox	HB	Pittsburgh
29.		*(traded to Houston)*		
30.	237	Bill Minnerly	HB	Connecticut

1962

Drafted 5th

Rd	Pick	Player	Pos	School
1.	5	Sandy Stephens	QB	Minnesota
2.	13	Alex Kroll	C	Rutgers
3.	21	Fate Echols	T	Northwestern
4.	29	Ed Blaine	G	Missouri
5.	37	Bobby Ply	QB	Baylor
6.	45	Mel Melin	QB	Washington State
7.	53	George Mans	E	Michigan
8.	61	John Lomakoski	T	W. Michigan
9.	69	Gary Barnes	E	Clemson
10.	77	Ted Stute	T	Ohio U.
11.	85	Curtis Miranda	C	Florida A&M
12.	90	Bill Winter	T	W. Virginia
13.	101	Wilburn Hobbs	QB	Iowa
14.	109	Bert Wilder	T	No. Carolina State
15.	117	Sam Mudie	HB	Rutgers
16.	125	Jim Smith	T	Penn State
17.	133	Allen Miller	G	Ohio
18.	141	Buddy Iles	E	Texas Christian
19.	149	Reed Bohovich	T	Lehigh
20.	157	Judge Dickson	FB	Minnesota
21.	165	Ron Hatcher	FB	Michigan State
22.	173	Tom Nolan	T	Penn Military
23.	181	John Kuprok	E	Pittsburgh
24.	189	John Counts	HB	Illinois
25.	197	Russ Warren	HB	Columbia
26.	205	Chuck Morris	HB	Mississippi
27.	213	Jerry Archer	C	Pittsburg State
28.	221	Walter Nikirk	T	Houston
29.	229	Frank Parker	T	Oklahoma State
30.	237	Mike McClellan	HB	Oklahoma
31.	245	L.E. Hicks	T	Florida
32.	253	Don Jonas	HB	Penn State
33.	261	Nick Maravich	T	North Carolina State
34.	267	Dick Wilson	C	Penn State

1963

Drafted 3rd

Rd	Pick	Player	Pos	School
1.	3	Jerry Stovall	HB	Louisiana State
2.	11	*(traded to Denver)*		
3.	19	Willie Richardson	E	Jackson State
4.	27	John Contoulis	T	Connecticut
5.	35	John Mackey	E	Syracuse
6.	43	Jim Price	LB	Auburn
7.	51	Lou Guy	HB	Mississippi
8.	59	Bill King	QB	Dartmouth
9.	67	Stan Sanders	E	Whittier
10.	75	Tony Liscio	T	Tulsa
11.	82	*(traded to Buffalo)*		
12.	91	John Craver	LB	No. Carolina
12.	96	Tommy Lucas	E	Texas
13.	99	Olin Hill	T	Furman
14.	106	*(traded to San Diego)*		
15.	115	Pete Liske	QB	Penn State

16.	123	Nick Ryder	HB	Miami
17.	131	Charles Johnson	G	Villanova
18.	139	Bill Munsey	HB	Minnesota
19.	147	Gary Kroner	HB	Wisconsin
20.	155	John Johnson	T	Indiana
21.	163	Ron VanderKelen	QB	Wisconsin
22.	171	Bill "Thunder" Thornton	FB	Nebraska
23.	179	Lou Rettino	FB	Villanova
24.	187	Lowell Caylor	HB	Miami (OH)
25.	195	Joe Baughan	T	Auburn
26.	203	Terry Monagham	T	Penn State
27.	211	Dave Herman	G	Michigan State
28.	219	Mike Taliaferro	QB	Illinois
29.	227	Paul Wicker	T	Fresno State

1964

Drafted 3rd

Rd	Pick	Player	Pos	School
1.	3	Matt Snell	FB	Ohio State
2.	11	Lloyd Voss	T	Nebraska
3.	19	Gerry Philbin	DE	Buffalo
4.	27	Jim Evans	FL	Texas Western
5.	35	Ben McGee	DT	Jackson State
6.	43	Ralph Baker	LB	Penn State
7.	51	*(traded to San Diego for Sherman Plunkett)*		
8.	59	Steve Wright	T	Alabama
9.	67	Sherman Lewis	HB	Michigan State
10.	75	Ken Bowman	C	Wisconsin
11.	83	Bob Lacey	E	North Carolina
12.	91	Ruby Johnson	FB	Nebraska
13.	99	Jeff Ware	LB	Pittsburgh
14.	107	Charley Brooks	E	Memphis State
15.	115	Herman Johnson	DB	Michigan State
16.	123	Ray Popp	LB	Pittsburgh
17.	131	Bob Lehman	G-LB	Notre Dame
18.	139	Bill Scott	G	Memphis State
19.	147	Glenn Condren	T	Oklahoma
20	155	Dick Shiner	QB	Maryland
21.	163	Larry Hand	T	Appalachian State
22.	171	Will Radosevich	T	Wyoming
23.	179	Cornell Gordon	HB	No. Carolina A&T
24.	187	Mike Mayne	E	Idaho
25.	195	Jerry Rhome	QB	Tulsa
26.	203	John Butler	FB	San Diego State

Ralph Baker

1965

Drafted 4th

Rd	Pick	Player	Pos	School
1.	1	*(acquired from Denver through Houston for rights to Jerry Rhome)*		
		Joe Namath	QB	Alabama
1.	4	Tom Nowatzke	FB	Indiana
2.	12	John Huarte	QB	Notre Dame
3.	20	Verlon Biggs	DE	Jackson State
4.	28	Bob Schweikert	QB-HB	Virginia Tech
5.	36	Glenn Sasser	DE	No. Carolina State
6.	44	Don Hoovler	LB	Ohio U.
7.	51	Archie Roberts	QB	Columbia
7.	52	*(acquired from Oakland for Louis Guy)*		
		Jim Harris	DT	Utah State
8.	60	Rick McCurdy	DE	Oklahoma
9.	68	Jimmy Sidle	RB	Auburn
10.	76	Frank Lambert	P	Mississippi
11.	84	Jim Gray	DB	Toledo
12.	92	John Berrington	LB	Iowa State
13.	100	Sonny Utz	FB	Virginia Tech
14.	108	Gary Plumlee	DT	New Mexico
15.	116	Jim Burt	DB	Western Kentucky
16.	124	Seth Cartwright	DT	Prairie View
17.	132	Charlie Browning	HB	Washington
18.		*(traded to Denver)*		
19.	148	Mitch Dudek	T	Xavier
20.	156	Troy Allen	DB	Western Michigan

RED SHIRT DRAFT

1.	John Roland	HB	Missouri
2.	John McGuire	TE	Syracuse
3.	Jim Heidel	DB	Mississippi
4.	Bob Werl	DE	Miami
5.	George Sauer	FL	Texas
6.	Dale Lindsey	LB	West Kentucky State
7.	Ron Barlow	FB	Kansas State
8.	Bob Mallendick	T	Hillsdale
9.	Rich Kotite	E	Wagner
10.	Dave Austin	E	Georgia Tech
11.	Richard Marshall	T	Stephen F. Austin
12.	Pat Screen	QB	Louisiana State

1966

Drafted 5th

Rd	Player		Pos	School
1.	13	Bill Yearby	T	Michigan
2.	14	Sam Ball	T	Kentucky
3.	22	Carl McAdams	LB	Oklahoma
4.	29	*(acquired from Boston with Jim Colclough for John Huarte)*		
		James Waskiewicz	C-LB	Wichita State
4.	30	Phil Sheridan	E	Notre Dame
5.	38	Ben Hawkins	E	Arizona State
6.	46	Emerson Boozer	FB	Maryland Eastern
6.	48	*(acquired from Oakland for Dick Wood)*		
		Dick Lemay	G	Vanderbilt
7.	55	Joe Dobson	T	Idaho
8.	68	Pete Lammons	E	Texas
9.	78	James Jones	E	Nebraska-Omaha
10.	87	Bill Wolski	HB	Notre Dame
11.	93	*(acquired from Boston for Mike Dukes)*		
		Gerald Allen	HB	Nebraska-Omaha
11.	96	Bob Walton	T	Auburn
12.	103	*(acquired from Denver for Ed Cummings)*		
		Steve Chomyszak	DT	Syracuse
12.	105	Ken Hollister	DE	Indiana
13.	114	Stas Maliszewski	LB	Princeton
14.	123	Stan Quintana	DB	New Mexico
15.	132	Steve Cody	LB	Auburn
16.	141	Ron Acks	DB	Illinois
17.	150	Tom Tolleson	DB	Alabama
18.	159	Gerry Mosher	E	California
19.	168	Preston Ridlehuber	HB	Georgia
20.	177	Randy Schultz	HB	Iowa State

REDSHIRT DRAFT

1.	Don Parker	E	Virginia
2.	Austin Denney	E	Tennessee
3.	Jerry Lovelace	HB	Texas Tech
4.	Tom Burnett	E	Arkansas
5.	Ray Miller	T	Idaho
6.	Allen Smith	HB	Findlay
7.	Randy Smith	LB	Clemson
8.	Joe Campbell	DB	Auburn
9.	John Stipech	T	Utah
10.	Dick Fitzgerald	T	Nebraska
11.	Jim Kollman	G	Oregon

1967

Drafted Alternately 12-13-14
1st Combined AFL-NFL Draft

Rd	Pick	Player	Pos	School
1.	12	Paul Seiler	C-G	Notre Dame
2.	37	Rich Sheron	TE	Washington State
3.	66	Dennis Randall	DE	Oklahoma State
3.	74	*(acquired from Boston for Jim Colclough)*		
		Henry King	DB	Utah State
4.	92	Julian Gray	DB	Grambling State
5.	117	Louis Jackson	DB	Grambling State
6.	146	Jeff Richardson	G-DE	Michigan State
7.	171	John Elliott	G	Texas
8.	196	Gene Bledsoe	G	Texas
9.	224	Ray Scott	DE	Prairie View A&M
10.	249	Raymond Brown	DB	Alcorn State
11.	274	Herb Slattery	G	Delaware
12.	302	Randy Rasmussen	G	Kearney State (NE)
13.	327	Jack Emmer	FL	Rutgers
14.	352	Mike Stromberg	LB	Temple
15.	380	Jack Schweberger	FL	Vermont
16.	405	Doug Archibald	DB	Tennessee
17.	430	Bob Biletnikoff	QB	Miami (FL)

Randy Rasmussen

1968

Drafted Alternately 17-18

Rd	Pick	Player	Pos	School
1.	17	Lee White	FB	Weber State
2.	44	Steve Thompson	DE	Washington
3.	72	Sam Walton	T	E. Texas State
4.	101	Gary Magner	DT	So. California
5.	128	Lee Jacobsen	LB	Kearney State (NE)
6.		Allocated to Cincinnati		
7.	182	Oscar Lubke	T	Ball State
8.	200	*(acquired from Miami for Archie Roberts)*		
		Bob Taylor	RB	Md. Eastern-Shore
8.	210	Jim Richards	DB	Virginia Tech
8.	214	*(acquired from Houston for rights to Rich Marshall)*		
		Karl Henke	DT	Tulsa
9.	236	Gary Houser	TE-K	Oregon State
10.	264	Mike D'Amato	DB	Hofstra
11.	290	Henry Owens	FL	Weber State
12.	308	Ray Hayes	DT	Toledo
13.	344	Tom Myslinski	G	Maryland
14.	372	Harvey Nairn	RB	Southern (LA)
15.	398	Ronnie Ehrig	DB	Texas
16.	426	Tom Bilotta	G	Adams State (CO)
17.	452	Myles Strasser	RB	Wisconsin-Oshkosh

1969

Drafted 26th

Rd	Pick	Player	Pos	School
1.	26	Dave Foley	T	Ohio State
2.	52	Al Woodall	QB	Duke
3.		*(traded to Houston for Bob Talamini)*		
4.	104	Ezell Jones	T	Minnesota
5.	130	Chris Gilbert	RB	Texas
6.	156	Jimmie Jones	LB	Wichita State
7.	182	Cliff Larson	DE	Houston
8.	208	Cecil Leonard	DB	Tuskegee
9.	233	Frank Peters	T-C	Ohio U.

Rich Caster

10.	260	Mike Hall	LB	Alabama
11.	286	Gary Roberts	G	Purdue
12.	311	Mike Battle	DB	So. California
13.	338	Steve O'Neal	P	Texas A&M
14.	364	Roger Finnie	DE	Florida A&M
15.	390	Wayne Stewart	TE	California
16.	416	George Nock	RB	Morgan State
17.	442	Fred Zirkle	DT	Duke

1970

Drafted 20th

Rd	Pick	Player	Pos	School
1.	20	Steve Tannen	DB	Florida
2.	46	Richard Caster	WR	Jackson State
3.	72	Dennis Onkotz	LB	Penn State
4.	98	John Ebersole	DE	Penn State
5.	108	*(acquired from Boston for Ezell Jones)*		
		Cliff McClain	RB	So. Carolina State
5.		*(acquired from Cincinnati for Jeff Richardson; to Houston for W.K.Hicks)*		
5.	124	Gary Arthur	TE	Miami (OH)
6.	150	Terry Stewart	DB	Arkansas
7.	176	James Williams	DB	Virginia State
8.	187	*(acquired from Boston for Karl Henke)*		
		Jack Porter	G	Oklahoma
8.	202	Mark Lomas	DE	No. Arizona
9.	228	Ed Bell	WR	Idaho State
10.	254	Cleve Dickerson	RB	Miami (OH)
11.	280	Earlie Thomas	DB	Colorado State
12.	306	Bill Pierson	C-G	San Diego State
13.	332	Walter Groth	DT	Baylor
14.	358	John Little	LB	Oklahoma State
15.	384	Tom Bayless	DT	Purdue
16.	410	Claude Herard	DT	Mississippi
17.	440	Dick Beard	RB	Kentucky

1971

Drafted 6th

Rd	Pick	Player	Pos	School
1.	6	John Riggins	RB	Kansas
2.	32	John Mooring	T	Tampa
3.	58	Chris Farasopoulos	DB	Brigham Young
4.	84	Bill Zapalac	LB	Texas
5.		*(traded to Cincinnati for Dave Middendorf)*		
6.	136	Phil Wise	TE	Nebraska-Omaha
7.	162	Scott Palmer	DT	Texas
8.	188	Roy Kirksey	G	Maryland Eastern
9.	214	John Curtis	TE	Springfield (MA)
10.	240	Jim Bettis	DB	Michigan
11.	266	Vern Studdard	WR	Mississippi

12.	292	Rich Sowells	DB	Alcorn State
13.	318	John Eggold	DE	Arizona
14.	344	Jack Harpring	G	Michigan
15.	370	Dan Dyches	C	So. Carolina
16.	396	Steve Harkey	RB	Georgia Tech
17.	422	Greg Flaska	DE	Western Michigan

Jerome Barkum

1972

Drafted Alternately 9-13-12-11-10

Rd	Pick	Player	Pos	School
1.	9	Jerome Barkum	WR-TE	Jackson State
1.	20	*(acquired from Washington for Verlon Biggs and No. 169)*		
		Mike Taylor	LB	Michigan
2.		*(traded to Oakland for Bob Svihus)*		
3.	66	Gary Hammond	WR	Southern Methodist
4.	89	Ed Galigher	DE	UCLA
5.	114	Dickie Harris	DB	So. Carolina
6.	139	Joe Jackson	DE	New Mexico St.
7.		*(traded to Washington with Verlon Biggs)*		
8.	194	Marion Lattimore	G	Kansas State
9.	218	Jeff Ford	DB	Georgia Tech
10.	244	Harley Turner	DB	UT Chattanooga
11.	268	Robert Stevenson	LB	Tennessee State
12.	299	Hank Bjorklund	RB	Princeton
13.	324	Steve Sullivan	T	No. Texas State
14.	349	Louis Age	G	Louisiana-Lafayette
15.	374	Phil Sullivan	DB	Georgia
16.	399	Gary Kipfmiller	C	Nebraska-Omaha
17.	429	Ken Gamble	P	Fayetteville (NC)

1973

Drafted Alternately 13-14-12

Rd	Pick	Player	Pos	School
1.	13	Burgess Owens	DB	Miami (FL)
2.	38	Robert Woods	T	Tennessee State
2.		*(traded to New Orleans with No. 66 for Delles Howell and Richard Neal)*		
3.		*(traded to New Orleans)*		
4.	90	Bill Ferguson	LB	San Diego State
5.	116	Bruce Bannon	LB	Penn State
6.	144	Travis Roach	G	Texas
6.	155	*(acquired from Washington for Jimmie Jones)*		
		Rick Harrell	C	Clemson
7.	169	Mike Haggard	WR	So. Carolina
8.	194	Rich Seifert	DB	Ohio State
9.	222	Robin Spicer	LB	Indiana
10.	243	*(acquired from Baltimore for Chuck Hinton)*		
		Joe Carbone	LB	Delaware
10.	247	James Kremph	T	Texas A&M-Kingsville
11.	272	David Knight	WR	William & Mary
12.	300	Garry Puetz	T	Valparaiso
13.	325	Robert Parrish	DT	Duke
14.	350	Joe Schwartz	RB	Toledo
15.	378	Mahlon Williams	TE	N.C. Central
16.	403	John Czerwinski	T	Bowling Green
17.	432	Jim Foote	P	Delaware Valley

1974

Drafted Alternately 6-5

Rd	Pick	Player	Pos	School
1.	6	Carl Barzilauskas	DT	Indiana
2.	31	Gordon Browne	T	Boston College
3.	58	Godwin Turk	LB	Southern (LA)
3.	74	Roscoe Word	KR	Jackson State
4.		*(traded to New Orleans with No. 192, Bob Davis and Steve O'Neal for Margene Adkins, Julian Fagan)*		
5.	110	Gary Baccus	LB	Oklahoma
6.	135	Bill Wyman	C	Texas
6.	137	*(acquired from St. Louis with Vern Emerson for Roger Finnie)*		
		Wayne Jones	RB	Mississippi State
7.	162	Burney Veazey	TE	Mississippi
8.	187	Greg Gantt	K	Alabama
8.	192	(traded to New Orleans)		
		Larry Lightfoot	RB	W. Alabama
8.	197	*(acquired from Kansas City with Mike Adamle for Gerry Philbin in 1973)*		
		Ron Rydalch	DT	Utah
9.	214	Robert Burns	RB	Georgia
10.	239	Sam Baker	G	Georgia
11.	266	Eugene Bird	DB	So. Mississippi
11.	267	*(acquired from St. Louis for Don Maynard)*		
		Bill Buckley	WR	Mississippi State
12.	291	John Ricca	DE	Duke
13.	318	John Tate	LB	Jackson State
14.	343	Greg Fountain	G	Mississippi State
15.	370	Willie Brister	TE	Southern (LA)
16.	395	Clarence Jackson	RB	W. Kentucky
17.	422	Doug Lowrey	G/C	Arkansas State

1975

Drafted Alternately 12-16-15-14-13

Rd	Pick	Player	Pos	School
1.		*(traded to New Orleans for Billy Newsome)*		
2.	37	Anthony Davis	RB	So. California
3.	68	Richard Wood	LB	So. California
4.		*(traded to Baltimore for Jim Bailey)*		
5.	118	Joe Wysock	G	Miami (FL)
6.		*(traded to Miami for Larry Woods)*		
6.	153	*(acquired from Miami for John Mooring)*		
		Tom Alward	G	Nebraska
6.		*(traded to Oakland for Bob Prout)*		
7.		*(traded to Chicago for Wayne Mulligan)*		
8.	193	James Scott	WR	Henderson JC
9.	224	Everett Taylor	DB	Memphis State
10.	249	Charles James	CB	Jackson State
11.	274	Joe Bradford	RB	Central State (OH)
12.	299	Bert Cooper	LB	Florida State
13.	324	Dan Spivey	DT	Georgia
14.	349	Joe Fields	C	Widener
15.	380	Brison Manor	DT	Arkansas
16.	405	Greg Wells	G	Albany State
17.	430	Mike Bartoszek	TE	Ohio State

Richard Todd

1976

Drafted 6th

Rd	Pick	Player	Pos	School
1.	6	Richard Todd	QB	Alabama
2.	33	Shafer Suggs	S-CB	Ball State
3.	67	Greg Buttle	LB	Penn State
4.		*(traded to Chicago with Mike Adamle and rights to Ron Rydalch for Carl Garrett)*		
5.	129	Steve King	T	Michigan
6.	163	Bob Martin	LB	Nebraska
7.	188	Larry Faulk (Abdul Salaam)	DE	Kent State
7.	199	James Richards	RB	Florida
8.	211	*(acquired from Tampa Bay for Steve Reese)*		
		Joe Davis	G	So. California
8.	214	Louie Giammona	RB	Utah State
9.	244	Ronnie Moore	WR	VMI
11.	296	Lawrence Pillers	LB	Alcorn State
12.	326	Don Buckey	WR	No. Carolina State
12.	327	*(acquired from Philadelphia)*		
		Dave Buckey	QB	No. Carolina State
13.		*(traded to Philadelphia)*		
14.	380	Al Gluchoski	C	W. Virginia
15.	410	Rick Faulk	P	San Francisco State
16.	437	James Godwin	RB	Fayetteville State
17.	466	Darwin Willie	TE	Tulane

Marvin Powell

1977

Drafted Alternately 4-5

Rd	Pick	Player	Pos	School
1.	4	Marvin Powell	T	So. California
2.	33	Wesley Walker	WR	California
3.		*(traded to Pittsburgh for Steve Davis)*		
3.	72	*(acquired from San Francisco for Ed Galigher)*		
		Charles Marshall	DE	Texas A&M
4.	90	Scott Dierking	RB	Purdue
5.	116	Perry Griggs	WR	Troy State
5.	129	*(acquired from Denver for Godwin Turk)*		
		Gary Gregory	T	Baylor
6.	144	Joe Klecko	DT	Temple
7.	168	*(acquired from Tampa for Richard Wood)*		
		Charles White	RB	Bethune-Cookman
7.	171	Bob Grupp	DB	Duke
7.	195	*(acquired from Oakland with No. 307 for Carl Garrett)*		
		Kevin Long	RB	South Carolina
8.	200	Dan Alexander	DT	LSU
8.	210	*(acquired from Chicago for John Ricca)*		
		Ed Thompson	LB	Ohio State
9.	227	Matt Robinson	QB	Georgia
10.	256	John Hennessy	DE	Michigan
11.		*(traded to Philadelphia)*		
11.	307	*(acquired from Oakland for Carl Garrett)*		
		Dave Butterfield	DB	Nebraska
12.	312	Phil Gargis	RB-DB	Auburn
12.	313	*(acquired from Philadelphia)*		
		Dave Conrad	T	Maryland

1978

Drafted Alternately 4-3-5

Rd	Pick	Player	Pos	School
1.	4	Chris Ward	T	Ohio State
2.	31	Mark Merrill	LB	Minnesota
3.	61	Mickey Shuler	TE	Penn State
4.	88	Dodie Donnell	RB	Nebraska
5.	113	Randy Sidler	LB	Penn State
6.	140	Bobby Jackson	DB	Florida State
6.	142	*(acquired from Buffalo for Billy Newsome)*		
		Gregg Robinson	DT	Dartmouth
7.	169	*(acquired from New Orleans for Richard Neal)*		
		Levi Armstrong	DB	UCLA
7.	170	James Earley	RB	Michigan State
8.	197	Derrick Gaffney	WR	Florida
8.	203	*(acquired from Philadelphia for Rich Osborne)*		
		Mike Mock	P-LB	Texas Tech
8.	213	*(acquired from Minnesota with 10th-rounder in 1979 for Phil Wise)*		
		Roy Eppes	DB	Clemson
9.	225	*(acquired from Buffalo for Lou Piccone)*		
		Reggie Grant	DB	Oregon
9.	227	Neil Hutton	DB	Penn State
10.	254	Louis Richardson	DE	Florida State
11.	281	Pat Ryan	QB	Tennessee
12.	311	Alan Williams	P	Florida

1979

Drafted Alternately 14-13-15

Rd	Pick	Player	Pos	School
1.	14	Marty Lyons	DE	Alabama
2.	41	Mark Gastineau	DE	East Central (OK)
3.	68	Donald Dykes	DB	S.E. Louisiana
4.	96	Eric Cunningham	G	Penn State
4.	98	*(acquired from Green Bay with No. 125 for Carl Barzilauskas)*		
		Johnny Lynn	DB	UCLA
5.	123	Kelly Kirchbaum	LB	Kentucky
5.	125	*(acquired from Green Bay)*		
		Stan Blinka	LB	Sam Houston State
6.	149	Bill Dufek	G	Michigan
7.	179	Emmett King	RB	Houston
7.	187	*(acquired from Houston with 1980 seventh-round pick for Rich Caster)*		
		Keith Brown	S	Minnesota
8.	198	*(acquired from Tampa Bay for Darrell Austin)*		
		Marshall Harris	DL	Texas Christian
8.	205	Willie Beamon	LB	Boise State
9.	232	Gordy Sprattler	FB	No. Dakota State
10.	262	Steve Sybeldon	T	No. Dakota
10.	263	*(acquired from Minnesota as part of 1979 Phil Wise trade)*		
		Ed McGlasson	C	Youngstown State
11.	288	Danny Sanders	QB	Carson-Newman
12.	314	Paul Darby	WR	S.W. Texas State

1980

Drafted Alternately 12-13-11

Rd	Pick	Player	Pos	School
1.	2	*(acquired from San Francisco for No. 13 and No. 20. Previously acquired No. 20 with No. 47 and Craig Penrose for Matt Robinson)*		
		Johnny "Lam" Jones	WR	Texas
2.	40	Darrol Ray	S	Oklahoma
2.	47	*(acquired from Denver)*		
		Ralph Clayton	WR-RB	Michigan
3.	69	Lance Mehl	LB	Penn State
4.	95	Jesse Johnson	DB	Colorado
5.	123	Jim Zidd	LB	Kansas
6.	149	George Visger	DL	Colorado
6.	152	*(acquired from Oakland for Burgess Owens)*		
		Tom Schremp	DL	Wisconsin
7.	178	Bobby Batton	RB	Nevada-Las Vegas
7.	190	*(acquired from Houston as part of the Rich Caster trade)*		
		Bennie Leverett	RB	Bethune-Cookman
8.	205	Jeff Dziama	LB	Boston College
9.	234	Joe Peters	DT	Arizona State
10.	260	Guy Bingham	C	Montana
11.	290	James Zachery	LB-DE	Texas A&M
12.	317	David Dumars	CB-KR	N.E. Louisiana

1981

Drafted Alternately 3-2-4

Rd	Pick	Player	Pos	School
1.	3	Freeman McNeil	RB	UCLA
2.	30	Marion Barber	RB	Minnesota
3.	60	Ben Rudolph	DT-DE	Long Beach State
4.	86	Al Washington	LB	Ohio State
5.	113	Tyrone Keys	DE	Mississippi State
6.	142	John Woodring	LB	Brown
7.	169	Kenny Neil	DE	Iowa State
8.	195	Lloyd Jones	WR	Brigham Young
8.	213	*(acquired from Cleveland for Marshall Harris)*		
		J.C. Watts	DB	Oklahoma
9.	225	Admiral Dewey Larry	DB	Nevada-Las Vegas
10.	251	Marty Wetzel	LB	Tulane
11.	278	Ed Gall	DT	Maryland
12.	308	Mike Moeller	T	Drake

1982

Drafted 23rd

Rd	Pick	Player	Pos	School
1.	23	Bob Crable	LB	Notre Dame
2.	51	Reggie McElroy	T-G	West Texas State
3.	79	Dwayne Crutchfield	RB	Iowa State
4.	107	George Floyd	S-KR	Eastern Kentucky
5.	135	Mark Jerue	LB	Washington
6.	163	Lonell Phea	WR-KR	Houston
7.	191	Tom Coombs	TE	Idaho
8.	219	Lawrence Texada	RB	Henderson (AK)
9.	247	Rocky Klever	RB	Montana
10.	275	Darryl Hemphill	S	W. Texas State
11.	302	Perry Parmelee	WR	Santa Clara
12.	330	Tom Carlstrom	G	Nebraska

1983

Drafted 24th

Rd	Pick	Player	Pos	School
1.	24	Ken O'Brien	QB	Cal-Davis
2.	51	Johnny Hector	RB	Texas A&M
3.	78	JoJo Townsell	WR	UCLA
4.	105	Wes Howell	TE	California
5.	136	John Walker	DT	Nebraska-Omaha
6.	163	Vincent White	RB	Stanford
7.	190	Darrin Newbold	LB	S.W. Missouri
8.	217	Davlin Mullen	CB-KR	W. Kentucky
9.	247	Bobby Humphery	WR	New Mexico State
10.	274	Danny Fike	T	Florida
11.	301	Mike Harmon	WR-KR	Mississippi
12.	328	Stu Crum	K	Tulsa

1984

Drafted Alternately 10-9-8-7

Rd	Pick	Player	Pos	School
1.	10	Russell Carter	DB	Southern Methodist
1.	15	*(acquired from New Orleans for Richard Todd)*		
		Ron Faurot	DE	Arkansas
2.	37	Jim Sweeney	G-C	Pittsburgh
2.	39	*(acquired from Green Bay for Abdul Salaam and Kenny Neil)*		
		Glenn Dennison	TE	Miami (FL)
3.	64	Kyle Clifton	LB	Texas Christian
4.	91	Bobby Bell Jr.	LB	Missouri
5.	122	Tron Armstrong	WR	E. Kentucky
6.	149	Tony Paige	FB	Virginia Tech
7.	176	Harry Hamilton	S	Penn State
8.	203	Billy Griggs	TE	Virginia
8.	217	*(acquired from Cleveland for Bobby Jones)*		
		Bret Wright	P	S.E. Louisiana
9.	234	Tom Baldwin	DT	Tulsa
10.	261	Ronny Cone	FB	Georgia Tech
11.	288	Dan Martin	T	Iowa State
12.	315	Dave Roberson	WR	Houston

1984 SUPPLEMENTAL DRAFT

1.	10	Ken Hobart	QB	Idaho
2.	37	Jim Sandusky	WR-KR	San Diego State
3.	64	Turner Gill	QB	Nebraska

1985

Drafted Alternately 10-12-11

Rd	Pick	Player	Pos	School
1.	10	Al Toon	WR	Wisconsin
2.	40	Lester Lyles	S	Virginia
3.	67	Donnie Elder	CB	Memphis State
4.	94	Doug Allen	WR	Arizona State
5.	120	Troy Benson	LB	Pittsburgh
5.	124	Brian Luft	DT	So. California
5.	134	*(acquired from Chicago for Tyrone Keys)*		
		Tony Smith	WR	San Jose State
6.	151	Jeff Deaton	G	Stanford
6.	166	*(acquired from Denver for Stan Blinka)*		
		Rich Miano	S	Hawaii
7.		*(Traded to Kansas City for Charles Jackson)*		
8.	208	Matt Monger	LB	Oklahoma State
9.	235	Mike Waters	FB	San Diego State
10.	262	Kerry Glenn	CB	Minnesota
11.	292	Brad White	DE	Texas Tech
12.	319	Bill Wallace	WR	Pittsburgh

Al Toon

1986

Drafted Alternately 22-24-23

Rd	Pick	Player	Pos	School
1.	22	Mike Haight	T	Iowa
2.	49	Doug Williams	T	Texas A&M
3.	79	Tim Crawford	LB	Texas Tech
4.	105	Rogers Alexander	LB	Penn State
5.	132	Ron Hadley	LB	Washington
6.		*(traded to San Francisco for Billy Shields)*		
7.	189	Bob White	T	Rhode Island
8.	215	Robert Ducksworth	CB	So. Mississippi
9.	245	Nuu Faaola	RB	Hawaii
10.	272	Carl Carr	LB	No. Carolina
11.	299	Vince Amoia	RB	Arizona State
12.	329	Sal Cesario	T	Cal Poly SLO

1987

Drafted Alternately 21-20-19-18-17

Rd	Pick	Player	Pos	School
1.	21	Roger Vick	FB	Texas A&M
2.	42	*(acquired from Raiders for No. 48 and No. 102)*		
		Alex Gordon	LB	Cincinnati
3.	75	Onzy Elam	LB	Tennessee State
4.		*(traded to Raiders)*		

5.	129	Kirby Jackson	CB	Mississippi State
6.	161	Tracy Martin	WR	No. Dakota
7.	187	Gerald Nichols	DT	Florida State
8.	196	*(acquired from Tampa Bay for Marvin Powell)*		
		Eddie Hunter	RB-KR	Virginia Tech
8.	214	Mike Rice	P	Montana
9.	241	Ron McLean	DE	Cal State Fullerton
10.	286	Sid Lewis	CB	Penn State
11.	300	Kirk Timmer	LB	Montana State
12.	327	Bill Ransdell	QB	Kentucky

1988

Drafted Alternately 8-10-9

Rd	Pick	Player	Pos	School
1.	8	Dave Cadigan	T	So. California
2.	37	Terry Williams	CB	Bethune-Cookman
3.	63	Erik McMillan	S	Missouri
3.	74	*(acquired from Raiders for No. 90 and No. 111, which was acquired from San Francisco for Johnny "Lam" Jones)*		
		James Hasty	CB	Washington State
4.		*(traded to Raiders)*		
5.	119	Mike Withycombe	T	Fresno State
6.	146	Paul Frase	DE	Syracuse
7.	172	Gary Patton	RB	E. Michigan
8.	203	Keith Neubert	TE	Nebraska
9.	230	Ralph Tamm	G	West Chester
10.	257	John Booty	CB	Texas Christian
11.	287	John Galvin	LB	Boston College
12.	314	Albert Goss	DT	Jackson State

1989

Drafted 14th

Rd	Pick	Player	Pos	School
1.	14	Jeff Lageman	LB	Virginia
2.	42	Dennis Byrd	DE	Tulsa
3.	70	Joe Mott	LB	Iowa
4.	98	Ron Stallworth	DE	Auburn
5.	126	Tony Martin	WR	Mesa (CO)
6.	151	*(acquired from Raiders for Russell Carter)*		
		Marvin Washington	DE	Idaho
6.	153	Titus Dixon	WR-KR	Troy State
7.	181	Stevon Moore	DB	Mississippi
8.	209	A.B. Brown	RB	W. Virginia
9.	237	Patrick Marlatt	DT	W. Virginia
10.	265	Adam Bob	LB	Texas A&M
11.	293	Artie Holmes	S	Washington State
12.	321	Willie Snead	WR	Florida



Jeff Lageman

1990

Drafted 2nd

Rd	Pick	Player	Pos	School
1.	2	Blair Thomas	RB	Penn State
2.	28	Reggie Rembert	WR	W. Virginia
3.	56	Tony Stargell	CB	Tennessee State
4.	84	Troy Taylor	QB	California
5.	112	Tony Savage	DT	Washington State
5.	134	*(acquired from Rams for Bobby Humphery)*		
		Robert McWright	CB	Texas Christian
6.	140	Terance Mathis	WR-KR	New Mexico
7.	167	*(acquired from Atlanta for Guy Bingham)*		
		Dwayne White	G	Alcorn State
7.	168	Basil Proctor	LB	W. Virginia
8.	196	Roger Duffy	C	Penn State
9.	223	Dale Dawkins	WR	Miami
10.	251	Brad Quast	LB	Iowa
11.	279	Derrick Kelson	CB	Purdue
12.	306	Darrell Davis	DE-LB	Texas Christian

1990 SUPPLEMENTAL DRAFT

1.	Rob Moore	WR	Syracuse

1991

Drafted Alternately 8-7-12-11-10-9

Rd	Pick	Player	Pos	School
1.		*(Exercised in 1990 Supplemental draft to select Rob Moore)*		
2.	34	Browning Nagle	QB	Louisville
3.	63	*(acquired from Green Bay for No. 67 and No. 121)*		
		Mo Lewis	LB	Georgia
4.	94	Mark Gunn	DE	Pittsburgh
5		*(traded to Green Bay)*		
6.	148	Blaise Bryant	RB	Iowa State
6.	160	*(acquired from Philadelphia for Roger Vick)*		
		Mike Riley	CB	Tulane
7.	175	Doug Parrish	DB	San Francisco St.
8.	202	Tim James	S	Colorado
9.	234	Paul Glonek	DT	Arizona
10.	261	Al Baker	RB	Kentucky
11.	288	Rocen Keeton	LB	UCLA
12.	315	Mark Hayes	T	Arizona State

1992

Drafted Alternately 15-14-13-12

Rd	Pick	Player	Pos	School
1.	15	Johnny Mitchell	TE	Nebraska
2.	42	Kurt Barber	LB	So. California
3.	68	Siupeli Malamala	T	Washington
4.	96	Keo Coleman	LB	Mississippi State
5.	127	Cal Dixon	C	Florida
6.	154	Glenn Cadrez	LB	Houston
6.	166	*(acquired from Denver for No. 181 and No. 208)*		
		Jeff Blake	QB	E. Carolina
8.	219	*(acquired from Chicago for Ron Mattes)*		
		Vincent Brownlee	WR-KR	Mississippi
9.		*(Traded to Phoenix for Lonnie Young)*		
10.	266	Mario Johnson	DT-G	Missouri
11.	293	Eric Boles	WR	Central Washington

1993

Drafted Alternately 3-4

Rd	Pick	Player	Pos	School
1.	4	*(acquired from Phoenix with Johnny Johnson for No. 3)*		
		Marvin Jones	LB	Florida State
2.	36	*(acquired from Detroit with No. 120 for No. 33)*		
		Coleman Rudolph	DE	Georgia Tech
3.		*(traded to Cincinnati for Boomer Esiason)*		
4.	88	David Ware	T-G	Virginia
5.	115	Fred Baxter	TE	Auburn
5.	120	Adrian Murrell	RB	W. Virginia
		(acquired from Detroit)		
5.	129	Kenny Shedd	WR-KR	No. Iowa
		(acquired from Green Bay for Ken O'Brien)		
6.	144	Richie Anderson	RB	Penn State
7.	171	Alec Millen	T	Georgia
8.	200	Craig Hentrich	P-K	Notre Dame

1994

Drafted Alternately 12-13-14-15

Rd	Pick	Player	Pos	School
1.	12	*(acquired from New Orleans for No. 13 and No. 143)*		
		Aaron Glenn	CB	Texas A&M
2.	41	Ryan Yarborough	WR	Wyoming
3.	94	*(acquired from Raiders with No. 152 for No. 80)*		
		Lou Benfatti	DT	Penn State
4.	117	Orlando Parker	WR	Troy State
5.	152	*(acquired from Raiders)*		
		Horace Morris	LB	Tennessee
6.	173	Fred Lester	FB	Alabama A&M
7.	208	Glenn Foley	QB	Boston College

1995

Drafted Alternately 9-8-7

Rd	Pick	Player	Pos	School
1.	9	Kyle Brady	TE	Penn State
1.	16	*(acquired from Arizona with No. 106 and Ronald Moore for Rob Moore)*		
		Hugh Douglas	DE	Central State (OH)
2.	33	*(acquired from Jacksonville for No. 40 and No. 71)*		
		Matt O'Dwyer	G	Northwestern
3.		(traded to Jacksonville)		
4.	106	*(acquired from Arizona)*		
		Melvin Hayes	T	Mississippi State
4.	107	Tyrone Davis	WR	Virginia
5.	142	Carl Greenwood	CB	UCLA
6.	178	Eddie Mason	LB	No. Carolina
7.	217	Curtis Ceaser	WR	Grambling State

Keyshawn Johnson

1996

Drafted Alternately 1st

Rd	Pick	Player	Pos	School
1.	1	Keyshawn Johnson	WR	So. California
2.	31	Alex Van Dyke	WR	Nevada
3.	62	Ray Mickens	CB	Texas A&M
4.		*(traded to Tampa Bay for Charles Wilson and Marc Spindler)*		
5.	133	Marcus Coleman	S	Texas Tech
6.	168	Hugh Hunter	DE	Hampton (VA)
7.	210	Chris Hayes	S	Washington State

1997

Drafted Alternately 1st

Rd	Pick	Player	Pos	School
1.	8	*(acquired No. 6 from St Louis with No. 67, No. 107 and No. 207 for the No. 1 overall pick. Acquired No. 8 from Tampa Bay for No. 6 and No. 104)*		
		James Farrior	LB	Virginia
2.	31	Rick Terry	DT	No. Carolina
3.	88	*(acquired from Denver with No. 191 and No. 229 for No. 67)*		
		Dedric Ward	WR	No. Iowa
4.	102	*(acquired from St. Louis)*		
		Terry Day	DE	Mississippi State
4.	104	*(acquired from Tampa Bay)*		
		Leon Johnson	RB	No. Carolina
5.	131	Lamont Burns	G	E. Carolina
5.	145	*(acquired from Miami for James Brown)*		
		Raymond Austin	DB	Tennessee
6.	164	Tim Scharf	LB	Northwestern
6.	191	*(acquired from Denver)*		
		Chuck Clements	QB	Houston
7.	202	Steve Rosga	S	Colorado
7.	229	*(acquired from Denver)*		
		Jason Ferguson	DT	Georgia

1998

Drafted Alternately 18-19-20-21

Rd	Pick	Player	Pos	School
1.		*(awarded to New England as compensation for Curtis Martin)*		
2.		*(awarded to New England as compensation for Bill Parcells)*		
2.	56	*(acquired No. 41 and No. 134 from Philadelphia for Hugh Douglas. Acquired No. 56, No. 87 and No. 149 from Pittsburgh for No. 41)*		
		Dorian Boose	DE	Washington State
3.	67	*(acquired No. 65 from Arizona for No. 209 and Adrian Murrell. Acquired No. 67 and No. 195 from St. Louis for No. 65)*		
		Scott Frost	S	Nebraska
3.	87	*(acquired from Pittsburgh, see above)*		
		Kevin Williams	DB	Oklahoma State
4.	111	Jason Fabini	T	Cincinnati
5.	134	*(acquired from Philadelphia for Hugh Douglas)*		
		Casey Dailey	LB	Northwestern
5.	141	Doug Karczewski	G	Virginia
5.	146	*(acquired from Tampa Bay for Lorenzo Neal)*		
		Blake Spence	TE	Oregon
5.	149	*(acquired from Pittsburgh, see above)*		
		Eric Bateman	T	Brigham Young
6.	163	*(acquired from Philadelphia for Jeff Graham)*		
		Eric Ogbogu	DE	Maryland
6.	174	Chris Brazzell	WR	Angelo State (TX)
6.	183	*(acquired from Denver)*		
		Dustin Johnson	FB	Brigham Young
7.	195	*(acquired from St. Louis)*		
		Lawrence Hart	TE	Southern (LA)

1999

Drafted 26th

Rd	Pick	Player	Pos	School
1.		*(awarded to New England as compensation for Bill Parcells)*		
2.	57	Randy Thomas	G	Mississippi State
3.	90	David Loverne	G	San Jose State
4.	123	Jason Wiltz	DT	Nebraska
5.	162	Jermaine Jones	DB	Northwestern State (LA)
6.	183	*(acquired from Pittsburgh for Alex Van Dyke)*		
		Mark Megna	LB	Richmond
6.	197	J.P. Machado	G	Illinois
7.	223	*(acquired from Seattle for Glenn Foley)*		
		Ryan Young	T	Kansas State
7.	235	J.J. Syvrud	LB	Jamestown (ND)

2000

Drafted 16th

Rd	Pick	Player	Pos	School
1.	12	*(acquired from Carolina for 16th pick and 48th pick)*		
		Shaun Ellis	DE	Tennessee
1.	13	*(acquired from Tampa Bay for Keyshawn Johnson)*		
		John Abraham	LB	So. Carolina
1.	18	Chad Pennington	QB	Marshall
1.	27	*(acquired from Tampa Bay for Keyshawn Johnson)*		
		Anthony Becht	TE	W. Virginia
		(traded to San Francisco)		
3.	78	Laveranues Coles	WR	Florida State
4.		*(traded to Green Bay for Rick Mirer)*		
5.	143	Windrell Hayes	WR	So. California
6.	179	Tony Scott	DB	No. Carolina State
7.	218	Richard Seals	DT	Utah

2001

Drafted Alternately 19-18-17-16

Rd	Pick	Player	Pos	School
1.	16	*(acquired for No. 19, No. 111 and No. 181)*		
		Santana Moss	WR-KR	Miami
2.	49	LaMont Jordan	RB	Maryland
3.	79	Kareem McKenzie	T	Penn State
4.	101	*(acquired for Bill Belichick)*		
		Jamie Henderson	CB	Georgia
	206	*(acquired for Bill Belichick)*		
		James Reed	DT	Iowa State
7.	217	Siitupe (Tupe) Peko	G	Michigan State

2002

Drafted Alternately 22-20-23-23-19

Rd	Pick	Player	Pos	School
1.	22	Bryan Thomas	DE	Alabama-Birmingham
2.	57	Jon McGraw	S	Kansas State
3.	88	Chris Baker	TE	Michigan State
4.	121	Alan Harper	DT	Fresno State
5.	154	Jonathan Goodwin	G	Michigan

2003

Drafted Alternately 20-21-22

Rd	Pick	Player	Pos	School
1.	4	*(acquired from Chicago for the 13th pick, 22nd pick and fourth round pick)*		
		Dewayne Robertson	DT	Kentucky
2.	53	Victor Hobson	LB	Michigan
3.	85	B.J. Askew	FB	Michigan
4.		*(see above)*		
5.	140	Derek Pagel	S	Iowa
5.	150	Matt Walters	DT	Miami (FL)
6.	200	Brooks Bollinger	QB	Wisconsin
7.	237	Dave Yovanovits	G	Temple

2004

Drafted Alternately 12-13-12-11-13-12

Rd	Pick	Player	Pos	School
1.	12	Jonathan Vilma	LB	Miami (FL)
2.		*(traded for Justin McCareins)*		
3.	76	Derrick Strait	CB	Oklahoma
4.	108	Jerricho Cotchery	WR	No. Carolina State
4.	132	*(compensatory)*		
		Adrian Jones	T	Kansas
5.	143	Erik Coleman	S	Washington State
6.	178	Marko Cavka	T	Sacramento State
7.	213	Darrell McClover	LB	Miami (FL)
7.	234	*(compensatory)*		
		Trevor Johnson	DE	Nebraska
7.	235	*(compensatory)*		
		Derrick Ward	FB	Ottawa (KS)
7.	236	*(compensatory)*		
		Rashad Washington	SS	Kansas State

2005

Drafted Alternately 26-25-24

Rd	Pick	Player	Pos	School
1.		*(traded to Oakland for Doug Jolley)*		
2.	47	*(acquired from Oakland in Jolley trade)*		
		Mike Nugent	K	Ohio State
2.	57	Justin Miller	CB-KR	Clemson
3.	88	Sione Pouha	DT	Utah State
4.	123	*(from Jacksonville)*		
		Kerry Rhodes	S	Louisville
5.	161	Andre Maddox	S	No. Carolina State
6.	182	*(acquired from Oakland in Jolley trade)*		
		Cedric Houston	RB	Tennessee
6.	198	Joel Dreesen	TE	Colorado State
7.	240	Harry Williams Jr.	WR	Tuskegee

2006

Drafted Alternately 4-3-7-6-5

Rd	Pick	Player	Pos	School
1.	4	D'Brickashaw Ferguson	T	Virginia
1.	29	*(acquired from Denver via three-team trade with Atlanta for John Abraham)*		
		Nick Mangold	C	Ohio State
2.	49	*(acquired from Dallas for No. 189 for No. 53, No. 189 and No. 211)*		
		Kellen Clemens	QB	Oregon
3.	76	*(acquired from Eagles with No. 220 for No. 71)*		
		Anthony Schlegel	L	Ohio State
3.	97	*(compensatory)*		
		Eric Smith	S	Michigan State
4.	117	*(acquired from Kansas City as compensation for Herman Edwards)*		
		Leon Washington	RB	Florida State
5.	150	*(acquired from Dallas with No. 189 for No. 138)*		
		Jason Pociask	TE	Wisconsin
6.	189	*(acquired from Dallas)*		
		Drew Coleman	CB	Texas Christian
7.	220	*(acquired from Philadelphia)*		
		Titus Adams	DT	Nebraska

2007

Drafted Alternately 25-27

Rd	Pick	Player	Pos	School
1.	14	*(acquired with No. 191 from Carolina for No. 25, No. 59 and No. 164)*		
		Darrelle Revis	CB	Pittsburgh
2.	47	*(acquired with No. 235 from Green Bay for No. 63, No. 89 and No. 191)*		
		David Harris	LB	Michigan
3.		*(traded to Bears for Thomas Jones, RB and No. 63 pick)*		
6.	177	Jacob Bender	OL	Nicholls State
7.	235	*(acquired from Green Bay)*		
		Chansi Stuckey	WR	Clemson

2008

Drafted Alternately 6-5-4

Rd	Pick	Player	Pos	School
1.	6	Vernon Gholston	DE	Ohio State
1.	30	*(acquired from Green Bay for No. 36 and No. 113)*		
		Dustin Keller	TE	Purdue
3.		*(traded along with No. 141 to Carolina for Kris Jenkins)*		
4.	113	Dwight Lowery	DB	San Jose State
		(acquired with future considerations from New Orleans for Jonathan Vilma; traded, see above, and reacquired with No. 162 from Green Bay for No. 102)		
5.	162	Erik Ainge	QB	Tennessee
6.	171	Marcus Henry	WR	Kansas
7.	211	Nate Garner	OT	Arkansas

2009

Rd	Pick	Player	Pos	School
1.	5	Mark Sanchez	QB	USC
		(acquired from Cleveland for No. 17 (1), No. 52 (2), Abram Elam, Kenyon Coleman and Brett Ratliff)		
3.	65	Shonn Greene	RB	Iowa
		(acquired from Detroit for No. 76 (3), No. 115 (4) and No. 228 (7)		
5.	153	*(traded to Philadelphia with 2010 conditional pick for DB Lito Sheppard)*		
6.	193	Matt Slauson	OL	Nebraska

PRESEASON RESULTS (1960-2008)

1960: 1-4

8/6	Los Angeles Chargers	L	7-27	Los Angeles, CA
8/13	Oakland Raiders	L	17-23	Sacramento, CA
8/20	Dallas Texans	L	14-38	Abilene, TX
8/26	Houston Oilers	L	14-30	Mobile, AL
9/4	Buffalo Bills	W	52-31	Buffalo, NY

1961: 1-3

8/5	Dallas Texans	L	28-39	Dallas, TX
8/10	Boston Patriots	L	3-14	Boston, MA
8/19	Boston Patriots	W	17-7	Philadelphia, PA
8/25	Houston Oilers	L	20-30	Greenville, SC

1987: 2-2

8/4	Houston Oilers	L	27-33	Houston, TX
8/12	Buffalo Bills	L	10-20	New Haven, CT
8/25	Boston Patriots	L	10-17	Lowell, MA
9/1	San Diego Chargers	L	9-14	San Diego, CA

1988: 1-3

8/9	Houston Oilers	L	0-17	Shreveport, LA
8/16	Buffalo Bills	L	8-23	Buffalo, NY
8/23	Oakland Raiders	L	16-43	Oakland, CA
9/1	Boston Patriots	W	22-20	New Brunswick, NJ

1989: 2-2

8/8	Buffalo Bills	L	13-26	Tampa, FL
8/15	Boston Patriots	W	23-7	Lowell, MA
8/22	Boston Patriots	W	21-20	New Brunswick, NJ
8/29	San Diego Chargers	W	34-6	Atlanta, GA
9/5	Buffalo Bills	W	19-17	Kingston, PA

1965: 2-3

8/7	Houston Oilers	L	16-21	Alexandria, VA
8/3	Boston Patriots	W	26-16	Allentown, PA
8/21	Buffalo Bills	L	14-30	New Brunswick, NJ
8/28	Boston Patriots	W	17-0	Norfolk, VA
9/2	Buffalo Bills	L	10-31	Buffalo, NY

1966: 4-0

8/13	Houston Oilers	W	16-10	Birmingham, AL
8/20	Miami Dolphins	W	31-14	Jacksonville, FL
8/27	Buffalo Bills	W	34-17	Allentown, PA
9/1	Boston Patriots	W	41-3	Mobile, AL

1967: 2-3

8/4	Boston Patriots	W	55-13	Bridgeport, CT
8/12	Kansas City Chiefs	L	17-30	Birmingham, AL
8/19	Philadelphia Eagles	L	19-34	Cincinnati, OH
8/26	Houston Oilers	W	13-7	Charlotte, NC
8/31	Buffalo Bills	L	10-31	Buffalo, NY

1968: 3-2

8/12	Houston Oilers	L	14-28	Houston, TX
8/17	Boston Patriots	W	25-6	Richmond, VA
8/24	Atlanta Falcons	W	27-12	Birmingham, AL
8/30	Cincinnati Bengals	L	9-13	Memphis, TN
9/7	Detroit Lions	W	9-6	Cleveland, OH

1969: 3-3

8/1	College All-Stars	W	26-24	Chicago, IL
8/9	St. Louis Cardinals	L	6-13	St. Louis, MO
8/17	at Giants	W	37-14	New Haven, CT
8/25	Oakland Raiders	L	6-24	Oakland, CA
8/30	Minnesota Vikings	W	24-21	Winston-Salem, NC
9/6	Dallas Cowboys	L	9-25	Dallas, TX

1970: 3-3

8/8	Buffalo Bills	W	33-10	Birmingham, AL
8/15	Atlanta Falcons	L	14-20	Winston-Salem, NC
8/23	at Giants	L	24-28	New Haven, CT
8/30	Minnesota Vikings	L	21-52	Bloomington, MN
9/5	New Orleans Saints	W	27-14	New Orleans, LA
9/13	Dallas Cowboys	W	29-21	Dallas, TX

1971: 2-4

8/7	Detroit Lions	L	24-28	Tampa, FL
8/14	Oakland Raiders	L	20-14	Oakland, CA
8/22	at Giants	W	27-14	New Haven, CT
8/30	Kansas City Chiefs	L	16-21	Kansas City, MO
9/4	Pittsburgh Steelers	L	21-35	Cleveland, OH
9/10	New England Patriots	W	38-9	Memphis, TN

1972: 2-2-2

8/5	San Francisco 49ers	W	17-10	Jacksonville, FL
8/12	Pittsburgh Steelers	L	3-22	Seattle, WA
8/20	at Giants	T	31-31	New Haven, CT
8/26	Dallas Cowboys	L	27-34	Dallas, TX
9/2	Atlanta Falcons	W	9-3	Atlanta, GA
9/9	San Diego Chargers	T	20-20	San Diego, CA

1973: 4-2

8/3	Houston Oilers	W	16-13	Houston, TX
8/11	San Francisco 49ers	W	34-14	Tampa, FL
8/19	at Giants	L	30-45	New Haven, CT
8/25	St. Louis Cardinals	L	10-13	St. Louis, MO
9/1	New Orleans Saints	W	28-17	New Orleans, LA
9/8	Philadelphia Eagles	W	16-13	Tampa, FL

1974: 2-4

8/3	Denver Broncos	W	41-19	Denver, CO
8/10	San Diego Chargers	L	14-20 (OT)	San Diego, CA
8/17	at Giants	L	13-21	New Haven, CT
8/23	St. Louis Cardinals	W	20-7	St. Louis, MO
8/31	New Orleans Saints	L	7-24	New Orleans, LA
9/7	Oakland Raiders	L	6-31	Berkeley, CA

1975: 4-1

8/9	Minnesota Vikings	W	20-15	Phoenix, AZ
8/16	St. Louis Cardinals	W	14-13	St. Louis, MO
8/24	at Giants	L	20-21	New Haven, CT
8/30	Atlanta Falcons	W	16-13	Atlanta, GA
9/7	Washington Redskins	W	35-31	Washington, DC
9/14	New England Patriots	Canceled		

1976: 1-5

7/31	St. Louis Cardinals	L	12-13	St. Louis, MO
8/11	Giants	L	14-16	Yankee Stadium
8/13	Oakland Raiders	L	17-41	Yankee Stadium
8/21	Houston Oilers	W	27-24	Houston, TX
8/28	Washington Redskins	L	7-38	Yankee Stadium
9/4	Pittsburgh Steelers	L	6-41	Pittsburgh, PA

1977: 3-4

7/30	Chicago Bears	L	6-20	Canton, OH (Hall of Fame game)
8/5	Philadelphia Eagles	L	3-21	Meadowlands
8/13	Atlanta Falcons	W	17-2	Atlanta, GA
8/20	Pittsburgh Steelers	L	13-26	Meadowlands
8/27	New Orleans Saints	W	20-14	New Orleans, LA
9/4	at Giants	W	10-0	Meadowlands
9/9	Washington Redskins	L	7-14	Washington, DC

1978: 2-2

8/7	Atlanta Falcons	L	17-20	Meadowlands
8/12	at Giants	W	27-23	Meadowlands
8/19	San Diego Chargers	W	23-10	San Diego, CA
8/25	Philadelphia Eagles	L	0-14	Philadelphia, PA

1979: 2-2

8/4	Chicago Bears	L	14-27	Chicago, IL
8/12	Houston Oilers	W	26-14	Houston, TX
8/17	Pittsburgh Steelers	L	14-27	Meadowlands
8/25	at Giants	W	14-6	Meadowlands

1980: 2-2

8/10	Chicago Bears	L	9-21	Meadowlands
8/15	Philadelphia Eagles	L	13-28	Philadelphia, PA
8/23	Pittsburgh Steelers	W	20-13	Pittsburgh, PA
8/30	at Giants	W	32-7	Meadowlands

1981: 3-1

8/7	Denver Broncos	W	33-7	Denver, CO
8/15	Atlanta Falcons	L	20-21	Atlanta, GA
8/22	at Giants	W	37-24	Meadowlands
8/29	Philadelphia Eagles	W	14-3	Meadowlands

1982: 1-3

8/14	Green Bay Packers	L	19-21	Green Bay, WI
8/22	Houston Oilers	W	33-16	Houston, TX
8/28	at Giants	L	10-22	Meadowlands
9/4	Denver Broncos	L	13-20	Meadowlands

1983: 2-2

8/7	at Giants	L	16-23	Meadowlands
8/13	Los Angeles Raiders	W	20-17	Meadowlands
8/18	Cincinnati Bengals	W	20-17 (OT)	Cincinnati, OH
8/27	New Orleans Saints	L	10-17	New Orleans, LA

1984: 1-3

8/4	Cincinnati Bengals	L	15-21	Meadowlands
8/11	Houston Oilers	L	17-36	Houston, TX
8/18	at Giants	L	14-20	Meadowlands
8/24	Los Angeles Raiders	W	20-14	Los Angeles, CA

1985: 1-3

8/10	Philadelphia Eagles	L	17-37	Meadowlands
8/17	Cincinnati Bengals	L	20-24	Cincinnati, OH
8/24	at Giants	L	31-34 (OT)	Meadowlands
8/31	Green Bay Packers	W	30-20	Green Bay, WI

1986: 2-2

8/9	Green Bay Packers	L	14-38	Madison, WI
8/16	Cintcinnati Bengals	W	28-17	Meadowlands
8/23	at Giants	L	16-20	Meadowlands
8/28	Philadelphia Eagles	W	37-30	Philadelphia, PA

1987: 2-2

8/15	Philadelphia Eagles	W	13-10	Meadowlands
8/22	Tampa Bay Buccaneers	L	27-29	Tampa, FL
8/29	at Giants	W	30-21	Meadowlands
9/4	San Diego Chargers	L	30-6	San Diego, CA

1988: 1-3

8/6	Philadelphia Eagles	L	12-23	Philadelphia, PA
8/13	at Giants	L	21-23	Meadowlands
8/18	Cleveland Browns	W	11-7	Montreal, Canada
8/27	Green Bay Packers	L	27-28	Madison, WI

1989: 2-2

8/12	Green Bay Packers	L	27-28	Milwaukee, WI
8/20	Philadelphia Eagles	W	19-10	Raleigh, NC
8/26	at Giants	L	17-21	Meadowlands
9/1	Kansas City Chiefs	W	15-13 (OT)	Kansas City, MO

1990: 2-2

8/11	Philadelphia Eagles	W	17-6	Philadelphia, PA
8/18	Kansas City Chiefs	W	20-0	Kansas City, MO
8/25	at Giants	L	7-17	Meadowlands
9/1	Tampa Bay Buccaneers	L	14-23	Tampa, FL

1991: 1-3

8/3	Philadelphia Eagles	L	10-24	Meadowlands
8/10	Kansas City Chiefs	L	10-19	St. Louis, MO
8/17	at Giants	L	10-24	Meadowlands
8/24	Washington Redskins	W	13-9	Columbia, SC

1992: 5-0

8/1	Philadelphia Eagles	W	41-14	Canton, OH
8/8	Washington Redskins	W	14-13	Meadowlands
8/16	Green Bay Packers	W	24-7	Madison, WI
8/22	Giants	W	20-14	Meadowlands
8/27	Philadelphia Eagles	W	22-13	Philadelphia, PA

1993: 0-4

8/7	Pittsburgh Steelers	L	13-17	Pittsburgh, PA
8/13	Philadelphia Eagles	L	13-24	Meadowlands
8/21	at Giants	L	13-14	Meadowlands
8/27	Washington Redskins	L	3-17	Washington, DC

1994: 3-1

8/5	Detroit Lions	L	13-26	Pontiac, MI
8/13	Philadelphia Eagles	W	34-24	Philadelphia, PA
8/20	Giants	W	13-10	Meadowlands
8/26	Tampa Bay Buccaneers	W	10-9	Tampa, FL

1995: 2-2

8/5	Tampa Bay Buccaneers	W	9-3	Tampa, FL
8/12	Philadelphia Eagles	L	10-13	Jackson, MS
8/19	at Giants	L	31-32	Meadowlands
8/25	Cincinnati Bengals	W	30-24	Cincinnati, OH

1996: 1-3

8/3	Houston Oilers	L	13-31	Jackson, MS
8/8	Philadelphia Eagles	L	16-30	Philadelphia, PA
8/17	Giants	W	13-6	Meadowlands
8/23	Oakland Raiders	L	27-44	Oakland, GA

1997: 4-0

8/2	Philadelphia Eagles	W	31-17	Meadowlands
8/8	Baltimore Ravens	W	39-29	Meadowlands
8/16	at Giants	W	27-17	Meadowlands
8/22	Tampa Bay Buccaneers	W	15-9 (OT)	Orlando, FL

1998: 3-1

8/6	Philadelphia Eagles	W	29-15	Philadelphia, PA
8/15	Baltimore Ravens	L	10-24	Meadowlands
8/20	Giants	W	27-23	Meadowlands
8/28	Chicago Bears	W	24-7	Chicago, IL

1999: 3-1

8/14	Green Bay Packers	L	16-27	Green Bay, WI
8/20	Philadelphia Eagles	W	10-9	Meadowlands
8/28	at Giants	W	16-10	Meadowlands
9/3	Minnesota Vikings	W	38-17	Meadowlands

2000: 2-2

7/27	New Orleans Saints	W	24-20	Meadowlands
8/4	Green Bay Packers	L	24-37	Green Bay, WI
8/12	Baltimore Ravens	L	0-10	Baltimore, MD
8/18	Giants	W	27-24	Meadowlands

2001: 2-2

8/11	Atlanta Falcons	L	10-20	Meadowlands
8/18	Baltimore Ravens	W	16-3	Meadowlands
8/25	Giants	W	17-14	Meadowlands
8/30	Philadelphia Eagles	L	12-13	Philadelphia, PA

2002: 2-2

8/8	Pittsburgh Steelers	W	16-6	Pittsburgh, PA
8/15	Baltimore Ravens	W	34-16	Baltimore, MD
8/24	Giants	W	28-7	Meadowlands
8/30	Philadelphia Eagles	W	23-16	Meadowlands

2003: 3-2

8/2	Tampa Bay Buccaneers	L	14-30	Tokyo, Japan
8/10	Cincinnati Bengals	W	28-13	Meadowlands
8/16	New Orleans Saints	L	17-22	Meadowlands
8/23	at Giants	W	15-14	Meadowlands
8/28	Philadelphia Eagles	W	17-9	Philadelphia, PA

2004: 3-1

8/13	New Orleans Saints	L	13-23	New Orleans, LA
8/21	Indianapolis Colts	W	31-7	Indianapolis, IN
8/27	Giants	W	17-10	Meadowlands
9/3	Philadelphia Eagles	W	28-27	Meadowlands

2005: 3-1

8/12	Detriot Lions	W	10-3	Meadowlands
8/19	Minnesota Vikings	W	28-21	Meadowlands
8/26	at Giants	L	14-15	Meadowlands
9/1	Philadelphia Eagles	W	37-14	Philadelphia, PA

2006: 2-2

8/11	Tampa Bay Buccaneers	L	3-16	Tampa Bay, FL
8/19	Washington Redskins	W	27-14	Washington, D.C.
8/25	Giants	L	7-13	Meadowlands
9/1	Philadelphia Eagles	W	20-17	Meadowlands

2007: 3-1

8/10	Atlanta	W	31-16	Meadowlands
8/17	Minnesota	L	20-37	Meadowlands
8/25	Giants	W	20-12	Meadowlands
8/30	Philadelphia	W	13-11	Philadelphia, PA

2008: 3-1

8/7	Cleveland Browns	W	24-20	Cleveland, OH
8/16	Washington Redskins	L	10-13	Meadowlands
8/23	Giants	W	10-7	Meadowlands
8/28	Philadelphia Eagles	W	27-20	Philadelphia, PA

RECORDS VS OPPONENTS IN PRESEASON

Overall: 112-107-2
vs. NFC: 68-61-1; vs. AFC: 44-46-1

Opponent	Record	Last Meeting
Arizona/St. Louis Cardinals	(2-3)	1976
Atlanta Falcons	(5-4)	2007
Baltimore Ravens	(3-2)	2002
Buffalo Bills	(4-6)	1970
Chicago Bears	(1-3)	1998
Cincinnati Bengals	(4-3)	2003
Cleveland Browns	(2-0)	2008
College All-Stars	(1-0)	1969
Dallas Cowboys	(1-2)	1972
Denver Broncos	(2-1)	1982
Detroit Lions	(2-2)	2005
Green Bay Packers	(2-6)	2001
Indianapolis Colts	(1-0)	2004
Kansas City Chiefs/Dallas Texans	(2-5)	1991
Miami Dolphins	(1-0)	1966
Minnesota Vikings	(4-2)	2007
New England/Boston Patriots	(10-2)	1971
New Orleans Saints	(4-4)	2004
New York Giants	(21-18-1)	2008
Oakland/Los Angeles Raiders	(2-7)	1996
Philadelphia Eagles	(19-11)	2008
Pittsburgh Steelers	(2-6)	2002
San Diego/Los Angeles Chargers	(2-4-1)	1987
San Francisco 49ers	(2-0)	1973
Tampa Bay Buccaneers	(3-4)	2006
Tennessee Titans/Houston Oilers	(6-8)	1996
Washington Redskins	(4-4)	2008

ARIZONA CARDINALS

(Formerly Phoenix Cardinals, St. Louis Cardinals)

5-2 Overall / 3-1 Home / 2-1 Away

JETS VS. CARDINALS

9/27/71	at St. Louis	L	10-17
11/23/75	ST. LOUIS	L	6-37
10/22/78	ST. LOUIS	W	23-10
10/27/96	at Arizona	W	31-21
11/7/99	ARIZONA	W	12-7
11/28/04	at Arizona	W	13-3
9/28/08	ARIZONA	W	56-35

Brett Favre

SINGLE GAME RECORDS

MOST RUSHING YARDS

Player	Att	Yds	Date
1. Adrian Murrell	31	199	10/27/96
2. Curtis Martin	38	131	11/7/99
3. Curtis Martin	24	99	11/28/04

MOST RUSHING TOUCHDOWNS

Player	TD	Date
1. Scott Dierking	2	10/22/78

MOST PASSING YARDS

Player	Cmp/Att	Yds	Date
1. Brett Favre	24/34	289	9/28/08
2. Frank Reich	22/31	254	10/27/96
3. Al Woodall	16/28	151	9/27/71
4. Quincy Carter	8/12	133	11/28/04

MOST TOUCHDOWN PASSES

Player	TD	Date
1. Brett Favre	6	9/28/08

MOST RECEPTIONS

Player	Rec	Date
1. Laveranues Coles	8	9/28/08
2. Keyshawn Johnson	7	10/27/96
3. John Riggins	6	9/27/71

MOST RECEIVING YARDS

Player	Yds	Date
1. Santana Moss	109	11/28/04
2. Laveranues Coles	105	9/28/08
3. Keyshawn Johnson	94	10/27/96

MOST POINTS

Player	Pts	Date
1. Laveranues Coles	18	9/28/08
2t. Jerricho Cotchery	12	9/28/08
2t. Jay Feely	12	9/28/08
2t. Scott Dierking	12	10/22/78

MOST FIELD GOALS

Player	FG	Date
1. Pat Leahy	3	10/22/78
2. Four Tied, Most Recently		
Jay Feely	2	09/28/08

LONGEST RUSHING PLAY

Player	Yds	Date
Adrian Murrell	78	10/27/96

LONGEST PASSING PLAY

Player	Yds	Date
Q. Carter to S. Moss	69t	11/28/04

ATLANTA FALCONS

4-5 Overall / 2-2 Home / 2-3 Away

JETS VS. FALCONS

11/25/73	ATLANTA	L	20-28
10/12/80	at Atlanta	W	14-7
10/23/83	ATLANTA	L	21-27
11/9/86	at Atlanta	W	28-14
11/26/89	ATLANTA	W	27-7
9/6/92	at Atlanta	L	17-20
9/24/95	at Atlanta	L	3-13
10/25/98	ATLANTA	W	28-3
10/24/05	at Atlanta	L	14-27

SINGLE GAME RECORDS

MOST RUSHING YARDS

Player	Att	Yds	Date
1. Curtis Martin	25	101	10/25/98
2. Kevin Long	25	100	10/12/80
3. Bruce Harper	4	90	10/23/83

MOST RUSHING TOUCHDOWNS

Player	TD	Date
1. Johnny Hector	2	11/26/89

MOST PASSING YARDS

Player	Cmp/Att	Yds	Date
1. Browning Nagle	12/37	366	9/6/92
2. Ken O'Brien	26/33	322	11/9/86
3. Richard Todd	20/37	240	10/23/83

MOST TOUCHDOWN PASSES

Player	TD	Date
1. Ken O'Brien	3	11/9/86
2. Three Tied, Most Recently		
Vinny Testaverde	2	10/25/98

MOST RECEPTIONS

Player	Rec	Date
1. Laveranues Coles	9	10/24/05
2. Al Toon	8	11/26/89
3. Rob Carpenter	6	9/6/92

MOST RECEIVING YARDS

Player	Yds	Date
1. Rob Carpenter	109	9/6/92
2. Rob Moore	99	9/6/92
3. Al Toon	98	11/9/86

MOST RECEIVING TOUCHDOWNS

Player	TD	Date
1. Wesley Walker	2	11/9/86

MOST POINTS

Player	Pts	Date
1. Johnny Hector	12	11/26/89
Wesley Walker	12	11/9/86
3. Pat Leahy	9	11/26/89

MOST FIELD GOALS

Player	FG	Date
1. Bobby Howfield	2	11/25/73
Pat Leahy	2	11/26/89

LONGEST RUSHING PLAY

Player	Yds	Date
Bruce Harper	78t	10/23/83

LONGEST PASSING PLAY

Player	Yds	Date
K. O'Brien to Al Toon	59t	11/9/86

BALTIMORE RAVENS

1-5 Overall / 1-2 Home / 0-3 Away

JETS VS. RAVENS

11/2/97	BALTIMORE	W	19-16 (OT)
9/13/98	BALTIMORE	L	10-24
12/24/00	at Baltimore	L	20-34
11/14/04	BALTIMORE	L	17-20 (OT)
10/2/05	at Baltimore	L	3-13
9/16/07	at Baltimore	L	13-20

Richie Anderson

SINGLE GAME RECORDS

MOST RUSHING YARDS

Player	Att	Yds	Date
1. Curtis Martin	28	114	11/14/04
2. Curtis Martin	23	58	9/13/98
3. Curtis Martin	18	47	12/24/00

MOST RUSHING TOUCHDOWNS

Player	TD	Date
1. Curtis Martin	2	11/14/04

MOST PASSING YARDS

Player	Cmp/Att	Yds	Date
1. Vinny Testaverde	36/69	481	12/24/00
2. Kellen Clemens	19/37	260	9/16/07
3. Glenn Foley	22/32	247	9/13/98

MOST TOUCHDOWN PASSES

Player	TD	Date
1. Vinny Testaverde	2	12/24/00

MOST RECEPTIONS

Player	Rec	Date
1. Richie Anderson	11	12/24/00
2. Curtis Martin	8	12/24/00
Dedric Ward	8	12/24/00

MOST RECEIVING YARDS

Player	Yds	Date
1. Jerricho Cotchery	165	9/16/07
2. Dedric Ward	147	12/24/00
3. Richie Anderson	139	12/24/00

MOST POINTS

Player	Pts	Date
1. John Hall	13	11/2/97
2. Curtis Martin	12	11/14/04
3. Brett Conway	8	12/24/00

MOST FIELD GOALS

Player	FG	Date
1. John Hall	4	11/2/97
2. Mike Nugent	2	9/16/07
Brett Conway	2	12/24/00

LONGEST RUSHING PLAY

Player	Yds	Date
Curtis Martin	21	11/14/04

LONGEST PASSING PLAY

Player	Yds	Date
K. Clemens to J. Cotchery	50	9/16/07

BUFFALO BILLS

44-52 Regular Season (Postseason 0-1) / 24-24 Home (Postseason 0-1) / 20-28 Away

JETS VS. BILLS

9/11/60	BUFFALO	W	27-3
10/16/60	at Buffalo	W	17-13
9/17/61	BUFFALO	L	31-41
11/23/62	BUFFALO	W	21-14
9/22/62	at Buffalo	W	17-6
12/8/62	BUFFALO	L	3-20
12/8/63	at Buffalo	L	14-45
12/14/63	BUFFALO	L	10-19
10/24/64	at Buffalo	L	24-34
11/8/64	BUFFALO	L	7-20
9/26/65	at Buffalo	L	21-33
12/19/65	BUFFALO	W	14-12
10/30/66	BUFFALO	L	23-33
11/13/66	at Buffalo	L	3-14
9/10/67	at Buffalo	L	17-20
11/12/67	BUFFALO	W	20-10
9/29/68	at Buffalo	L	35-37
11/3/68	BUFFALO	W	25-21
9/14/69	at Buffalo	W	33-19
11/9/69	BUFFALO	W	16-6
10/4/70	at Buffalo	L	31-34
10/25/70	BUFFALO	L	6-10
10/17/71	BUFFALO	W	28-17
11/21/71	at Buffalo	W	20-7
9/17/72	at Buffalo	W	41-24
11/12/72	BUFFALO	W	41-3
9/30/73	at Buffalo	L	7-9
12/16/73	BUFFALO	L	14-34
9/29/74	at Buffalo	L	12-16
12/8/74	BUFFALO	W	20-10
9/21/75	at Buffalo	L	14-42
11/2/75	BUFFALO	L	23-24
10/10/76	BUFFALO	W	17-14
10/31/76	at Buffalo	W	19-14
10/9/77	at Buffalo	W	24-19
11/6/77	BUFFALO	L	10-14
10/8/78	BUFFALO	W	45-14
9/10/78	at Buffalo	W	21-20
9/23/79	at Buffalo	L	31-46
11/11/79	BUFFALO	L	12-14
9/14/80	at Buffalo	L	10-20
11/9/80	BUFFALO	L	24-31
9/6/81	at Buffalo	L	0-31
10/18/81	BUFFALO	W	33-14
12/27/81	BUFFALO	L	27-31
	(AFC Wild Card Playoff)		
10/3/83	at Buffalo	W	34-10
11/13/83	BUFFALO	L	17-24
9/23/84	at Buffalo	W	28-26
12/8/84	BUFFALO	W	21-17
9/15/85	BUFFALO	W	42-3
12/8/85	at Buffalo	W	27-7
9/7/86	at Buffalo	W	28-24
10/5/86	BUFFALO	W	14-13
9/13/87	at Buffalo	W	31-28
11/22/87	BUFFALO	L	14-17
10/17/88	BUFFALO	L	14-37
11/20/88	at Buffalo	L	6-9 (OT)
10/22/89	at Buffalo	L	3-34
12/23/89	BUFFALO	L	0-37
9/24/90	BUFFALO	L	7-30
10/21/90	at Buffalo	L	27-30
9/15/91	BUFFALO	L	20-23
12/1/91	at Buffalo	L	13-24
10/26/92	BUFFALO	L	20-24
12/6/92	at Buffalo	W	24-17
10/24/93	BUFFALO	L	10-19
12/26/93	at Buffalo	L	14-16
9/4/94	at Buffalo	W	23-3
11/6/94	BUFFALO	W	22-17
10/8/95	at Buffalo	L	10-29
11/19/95	BUFFALO	L	26-28
10/20/96	BUFFALO	L	22-25
11/24/96	at Buffalo	L	10-35
9/7/97	BUFFALO	L	22-28
11/30/97	at Buffalo	L	10-20
11/8/98	BUFFALO	W	34-12
12/19/98	at Buffalo	W	17-10
9/19/99	at Buffalo	L	13-17
11/21/99	BUFFALO	W	17-7
9/17/00	BUFFALO	W	27-14
10/29/00	at Buffalo	L	20-23
10/7/01	at Buffalo	W	42-36
12/30/01	BUFFALO	L	9-14
9/8/02	at Buffalo	W	37-31 (OT)
11/24/02	BUFFALO	W	31-13
10/12/03	BUFFALO	W	30-3
12/7/03	at Buffalo	L	6-17
10/10/04	BUFFALO	W	16-14
11/7/04	at Buffalo	L	17-22
10/16/05	at Buffalo	L	17-27
1/1/06	BUFFALO	W	30-26
9/24/06	at Buffalo	W	28-20
12/10/06	BUFFALO	L	13-31
9/30/07	at Buffalo	L	14-17
10/28/07	BUFFALO	L	3-13
11/2/08	at Buffalo	W	26-17
12/14/08	BUFFALO	W	31-27

SINGLE GAME RECORDS

MOST RUSHING YARDS

Player	Att	Yds	Date
1. Freeman McNeil	18	192	9/15/85
2. Curtis Martin	18	148	10/16/05
3. Curtis Martin	26	135	10/7/01

MOST RUSHING TOUCHDOWNS

Player	TD	Date
1. Kevin Long	3	10/8/78
2. Seven Tied, Most Recently Curtis Martin	2	10/7/01

MOST PASSING YARDS

Player	Cmp/Att	Yds	Date
1. *Richard Todd	28/51	377	12/27/81
2. Ken O'Brien	25/40	370	12/8/85
3. Dick Wood	23/49	367	11/8/64

MOST TOUCHDOWN PASSES

Player	TD	Date
1. Joe Namath	4	9/29/68
2. Al Dorow	4	9/17/61
3. Eight Tied	3	

MOST RECEPTIONS

Player	Rec	Date
1. Clark Gaines	12	9/14/80
2. Four Tied, Most Recently Laveranues Coles	10	9/24/06

MOST RECEIVING YARDS

Player	Yds	Date
1. Don Maynard	180	12/19/65
2. George Sauer	170	11/12/67
3. Bake Turner	165	11/8/64

MOST RECEIVING TOUCHDOWNS

Player	TD	Date
1. Wesley Walker	3	9/23/84
2. Eight Tied, Most Recently Anthony Becht	2	10/12/03

MOST POINTS

Player	Pts	Date
1. Jim Turner	19	11/3/68
2. Three Tied, Most Recently Wesley Walker	18	9/23/84

MOST FIELD GOALS

Player	FG	Date
1. Jim Turner	6	11/3/68
2. Pat Leahy	4	10/18/81
Jim Turner	4	9/14/69

LONGEST RUSHING PLAY

Player	Yds	Date
Freeman McNeil	69	9/15/85

LONGEST PASSING PLAY

Player	Yds	Date
K. O'Brien to W. Walker	96t	12/8/85

* AFC Playoffs

CAROLINA PANTHERS

2-2 Overall / 1-0 Home / 1-2 Away

JETS VS. PANTHERS

10/15/95	at Carolina	L	15-26
11/29/98	CAROLINA	W	48-21
10/28/01	at Carolina	W	13-12
11/13/05	at Carolina	L	3-30

Wayne Chrebet

SINGLE GAME RECORDS

MOST RUSHING YARDS

Player	Att	Yds	Date
1. Curtis Martin	27	159	10/28/01
2. Curtis Martin	21	110	11/29/98
3. Curtis Martin	19	75	11/13/05

MOST RUSHING TOUCHDOWNS

Player	TD	Date
1. Curtis Martin	2	11/29/98

MOST PASSING YARDS

Player	Cmp/Att	Yds	Date
1. Vinny Testaverde	16/21	255	11/29/98
2. Vinny Testaverde	21/34	181	10/28/01
3. Bubby Brister	17/41	143	10/15/95

MOST TOUCHDOWN PASSES

Player	TD	Date
1. Vinny Testaverde	2	11/29/98

MOST RECEPTIONS

Player	Rec	Date
1. Four Tied, Most Recently Laveranues Coles	7	10/28/01
Curtis Martin	7	10/28/01

MOST RECEIVING YARDS

Player	Yds	Date
1. Wayne Chrebet	107	11/29/98
2. Laveranues Coles	91	10/28/01
3. Keyshawn Johnson	77	11/29/98

MOST RECEIVING TOUCHDOWNS

Player	TD	Date
1. Wayne Chrebet	2	11/29/98

MOST POINTS

Player	Pts	Date
1. John Hall	16	11/29/98
2. Wayne Chrebet	12	11/29/98
3. Curtis Martin	12	11/29/98

MOST FIELD GOALS

Player	FG	Date
1. John Hall	4	11/29/98
2. John Hall	2	10/28/01
3. Nick Lowery	2	10/15/95

LONGEST RUSHING PLAY

Player	Yds	Date
Curtis Martin	60t	11/29/98

LONGEST PASSING PLAY

Player	Yds	Date
V. Testaverde to K. Johnson	37	11/29/98

CHICAGO BEARS

3-6 Overall / 1-3 Home / 2-3 Away

JETS VS. BEARS

9/22/74	at Chicago	W	23-21
11/18/79	at Chicago	L	13-23
12/14/85	CHICAGO	L	6-19
9/23/91	at Chicago	L	13-19 (OT)
9/25/94	CHICAGO	L	7-19
11/16/97	at Chicago	W	23-15
11/26/00	CHICAGO	W	17-10
12/15/02	at Chicago (at Champaign, IL)	L	13-20
11/19/06	CHICAGO	L	0-10



Bobby Jones

SINGLE GAME RECORDS

MOST RUSHING YARDS

Player	Att	Yds	Date
1. Curtis Martin	21	127	12/15/02
2. Johnny Johnson	12	126	9/25/94
3. Blair Thomas	27	125	9/23/91

MOST RUSHING TOUCHDOWNS

Player	TD	Date
1. Scott Dierking	2	10/22/78

MOST PASSING YARDS

Player	Cmp/Att	Yds	Date
1. Joe Namath	16/23	257	9/22/74
2. Vinny Testaverde	20/34	215	11/26/00
3. Chad Pennington	22/33	207	12/15/02

MOST TOUCHDOWN PASSES

Player	TD	Date
1. Vinny Testaverde	2	11/26/00

MOST RECEPTIONS

Player	Rec	Date
1. Laveranues Coles	8	11/19/06
2. Bobby Jones	7	11/18/79
3. Three Tied	6	

MOST RECEIVING YARDS

Player	Yds	Date
1. Bobby Jones	99	11/18/99
2. Dedric Ward	93	11/26/00
3. Jerome Barkum	90	9/22/74

MOST POINTS

Player	Pts	Date
1. John Hall	11	11/16/97
2. John Hall	7	12/15/02
Pat Leahy	7	9/23/91

MOST FIELD GOALS

Player	FG	Date
1. John Hall	3	11/16/97
2. Three Tied, Most Recently		
John Hall	2	12/15/02

LONGEST RUSHING PLAY

Player	Yds	Date
Johnny Johnson	90	9/25/94

LONGEST PASSING PLAY

Player	Yds	Date
G. Foley to K. Johnson	35t	11/16/97

CINCINNATI BENGALS

13-7 Regular Season (Postseason 1-0)
10-2 Home / 3-5 Away (Postseason 1-0)

JETS VS. BENGALS

12/8/68	CINCINNATI	W	27-14
10/12/69	at Cincinnati	W	21-7
11/23/69	CINCINNATI	W	40-7
12/19/71	CINCINNATI	W	35-21
11/18/73	at Cincinnati	L	14-20
12/12/76	CINCINNATI	L	3-42
9/13/81	CINCINNATI	L	30-31
1/9/82	at Cincinnati (AFC Playoffs)	W	44-17
9/16/84	CINCINNATI	W	43-23
10/6/85	at Cincinnati	W	29-20
12/21/86	at Cincinnati	L	21-42
11/29/87	CINCINNATI	W	27-20
10/9/88	at Cincinnati	L	19-36
9/9/90	at Cincinnati	L	20-25
11/15/92	CINCINNATI	W	17-14
11/21/93	CINCINNATI	W	17-12
9/28/97	at Cincinnati	W	31-14
12/16/01	CINCINNATI	W	15-14
9/12/04	CINCINNATI	W	31-24
10/21/07	at Cincinnati	L	31-38
10/12/08	CINCINNATI	W	26-14

SINGLE GAME RECORDS

MOST RUSHING YARDS

Player	Att	Yds	Date
1.*Freeman McNeil	22	202	1/9/83
1. Curtis Martin	29	196	9/12/04
2. Adrian Murrell	40	156	9/28/97

MOST RUSHING TOUCHDOWNS

Player	TD	Date
1. Emerson Boozer	2	12/19/71
Freeman McNeil	2	9/16/84
Freeman McNeil	2	12/21/86
Thomas Jones	2	10/12/08

MOST PASSING YARDS

Player	Cmp/Att	Yds	Date
1. Ken O'Brien	27/49	300	9/9/90
2. Chad Pennington	20/31	272	10/21/07
3. *Richard Todd	20/28	269	1/9/83

MOST TOUCHDOWN PASSES

Player	TD	Date
1. Chad Pennington	3	10/21/07
Neil O'Donnell	3	9/28/97
Richard Todd	3	9/13/81

MOST RECEPTIONS

Player	Rec	Date
1. Rich Caster	9	11/18/73
2. Six times - last below		
Jerricho Cotchery	8	10/12/08
Laveranues Coles	8	10/12/08
Laveranues Coles	8	10/21/07

MOST RECEIVING YARDS

Player	Yds	Date
1. *Wesley Walker	145	1/9/83
2. Laveranues Coles	133	10/21/07
3. Rich Caster	131	11/18/73

MOST RECEIVING TOUCHDOWNS

Player	TD	Date
1. Laveranues Coles	2	10/21/07
Al Toon	2	9/9/90
Jerome Barkum	2	9/13/81

MOST POINTS

Player	Pts	Date
1. Pat Leahy	19	9/16/84
2. Thomas Jones	18	10/12/08
2. Eight Tied, Most Recently		
Laveranues Coles	12	10/21/07

MOST FIELD GOALS

Player	FG	Date
1. Pat Leahy	5	9/16/84
2. Mike Nugent	3	10/21/07
Pat Leahy	3	9/13/81

LONGEST RUSHING PLAY

Player	Yds	Date
Clifford McClain	63t	12/19/71

LONGEST PASSING PLAY

Player	Yds	Date
C. Pennington to L. Coles	57t	10/21/07

CLEVELAND BROWNS

7-12 Regular Season (Postseason 0-1)
2-4 Home / 5-8 Away (Postseason 0-1)

JETS VS. BROWNS

9/21/70	at Cleveland	L	21-31
12/17/72	CLEVELAND	L	10-26
9/12/76	at Cleveland	L	17-38
12/10/78	at Cleveland	L	34-37 (OT)
9/2/79	CLEVELAND	L	22-25 (OT)
12/7/80	at Cleveland	L	14-17
12/12/81	at Cleveland	W	14-13
10/9/83	at Cleveland	L	7-10
10/14/84	at Cleveland	W	24-20
12/22/85	CLEVELAND	W	37-10
1/3/86	at Cleveland (AFC Playoff Game)	L	20-23 (2 OT)
9/11/88	at Cleveland	W	23-3
9/17/89	at Cleveland	L	24-38
9/16/90	CLEVELAND	W	24-21
10/6/91	at Cleveland	W	17-14
10/2/94	at Cleveland	L	7-27
10/27/02	CLEVELAND	L	21-24
11/21/04	at Cleveland	W	10-7
10/29/06	at Cleveland	L	13-20
12/9/07	CLEVELAND	L	18-24

SINGLE GAME RECORDS

MOST RUSHING YARDS

Player	Att	Yds	Date
1. Matt Snell	16	108	9/21/70
2. Thomas Jones	24	106	12/9/07
Emerson Boozer	22	106	12/17/72

MOST RUSHING TOUCHDOWNS

Player	TD	Date
1. Four Tied, Most Recently		
Roger Vick	2	9/11/88
Johnny Hector	2	12/22/85

MOST PASSING YARDS

Player	Cmp/Att	Yds	Date
1. Joe Namath	18/31	298	9/21/70
2. Matt Robinson	22/44	289	12/10/78
3. Jack Trudeau	28/46	288	10/2/94

MOST TOUCHDOWN PASSES

Player	TD	Date
1. Matt Robinson	3	12/10/78
2. Three Tied, Most Recently		
Chad Pennington	2	10/27/02

MOST RECEPTIONS

Player	Rec	Date
1. George Sauer	10	9/21/70
2. Bruce Harper	8	10/9/83
3. Laveranues Coles	7	12/9/07

MOST RECEIVING YARDS

Player	Yds	Date
1. George Sauer	172	9/21/70
2. Jerricho Cotchery	119	12/9/07
3. Al Toon	88	10/6/91

MOST RECEIVING TOUCHDOWNS

Player	TD	Date
1. Bruce Harper	2	12/10/78

MOST POINTS

Player	Pts	Date
1. Pat Leahy	13	12/22/85
2. Six Tied, Most Recently		
Mike Nugent	12	12/9/07

MOST FIELD GOALS

Player	FG	Date
1. Mike Nugent	4	12/9/07
2. Pat Leahy	3	9/11/88
Pat Leahy	3	12/22/85
Pat Leahy	3	9/2/79

LONGEST RUSHING PLAY

Player	Yds	Date
Johnny Hector	64	10/14/84

LONGEST PASSING PLAY

Player	Yds	Date
*P. Ryan to W. Walker	42t	1/3/87
C. Pennington to L. Coles	37t	10/27/02

* AFC Playoffs

DALLAS COWBOYS

2-7 Overall / 1-5 Home / 1-2 Away

JETS VS. COWBOYS

12/4/71	at Dallas	L	10-52
12/21/75	DALLAS	L	21-31
12/17/78	DALLAS	L	7-30
10/4/87	DALLAS	L	24-38
11/4/90	DALLAS	W	24-9
12/18/93	DALLAS	L	7-28
12/19/99	at Dallas	W	22-21
9/28/03	DALLAS	L	6-17
11/22/07	at Dallas	L	3-34

Ray Lucas

SINGLE GAME RECORDS

MOST RUSHING YARDS

Player	Att	Yds	Date
1. Curtis Martin	26	113	12/19/99
2. Curtis Martin	21	64	9/28/03
3. John Riggins	27	62	12/21/75

MOST PASSING YARDS

Player	Cmp/Att	Yds	Date
1. Ray Lucas	20/34	229	12/19/99
2. Vinny Testaverde	21/29	219	9/28/03
3. David Norrie	18/33	213	10/4/87

MOST TOUCHDOWN PASSES

Player	TD	Date
1. Ray Lucas	2	12/19/99

MOST RECEPTIONS

Player	Rec	Date
1. Wayne Chrebet	8	12/19/99
2. Rob Moore	7	12/18/93
3. Two Tied	6	

MOST RECEIVING YARDS

Player	Yds	Date
1. Wayne Chrebet	108	12/19/99
2. Keyshawn Johnson	96	12/19/99
3. Michael Harper	89	10/4/87

MOST POINTS

Player	Pts	Date
1. John Hall	10	12/19/99
2. 17 Tied, Most Recently Richie Anderson	6	12/19/99

MOST FIELD GOALS

Player	FG	Date
1. John Hall	3	12/19/99
2. Doug Brien	2	9/28/03

LONGEST RUSHING PLAY

Player	Yds	Date
Curtis Martin	20	12/19/99

DENVER BRONCOS

14-15 Regular Season (Postseason 0-1) / 8-6-1 Home / 6-9 Away (Postseason 0-1)

JETS VS. BRONCOS

9/23/60	DENVER	W	28-24
12/4/60	at Denver	W	30-27
9/24/61	DENVER	W	35-28
10/22/61	at Denver	L	10-27
9/30/62	DENVER	L	10-32
11/22/62	at Denver	W	46-45
10/26/63	DENVER	T	35-35
11/17/63	at Denver	W	14-9
9/12/64	DENVER	W	30-6
11/15/64	at Denver	L	16-20
10/3/65	at Denver	L	13-16
10/31/65	DENVER	W	45-10
9/25/66	at Denver	W	16-17
9/24/67	at Denver	W	38-24
12/3/67	DENVER	L	24-33
10/13/68	DENVER	L	13-21
10/28/73	DENVER	L	28-40
9/19/76	at Denver	L	3-46
11/6/78	at Denver	W	31-28
11/16/80	at Denver	L	24-31
10/20/86	DENVER	W	22-10
11/8/92	at Denver	L	16-27
9/5/93	DENVER	L	20-26
9/11/94	DENVER	W	25-22 (OT)
9/1/96	at Denver	L	6-31
1/17/99	at Denver (AFC Championship Game)	L	10-23
10/3/99	at Denver	W	21-13
11/5/00	DENVER	L	23-30
12/8/02	DENVER	W	19-13
11/20/05	at Denver	L	0-27
11/30/08	DENVER	L	17-34

SINGLE GAME RECORDS

MOST RUSHING YARDS

Player	Att	Yds	Date
1. Thomas Jones	16	138	11/30/08
2. Brad Baxter	12	96	11/8/92
3. Curtis Martin	31	95	10/3/99
4. Adrian Murrell	17	94	9/1/96

MOST RUSHING TOUCHDOWNS

Player	TD	Date
1. Emerson Boozer	3	9/24/67
2. Bill Mathis	2	10/31/65
3. Thomas Jones	2	11/30/08

MOST PASSING YARDS

Player	Cmp/Att	Yds	Date
1. Joe Namath	22/37	399	9/24/67
2. Boomer Esiason	29/40	371	9/5/93
3.*Vinny Testaverde	31/52	356	1/17/99

MOST TOUCHDOWN PASSES

Player	TD	Date
1. John Green	5	11/22/62
2. Dick Wood	4	10/26/63
3. Three Tied	3	

MOST RECEPTIONS

Player	Rec	Date
1. Art Powell	12	10/22/61
2. Five Tied, Most Recently Rob Moore	9	9/11/94

MOST RECEIVING YARDS

Player	Yds	Date
1. George Sauer	191	10/13/68
2. Art Powell	160	10/22/61
3. Don Maynard	159	10/28/63

MOST RECEIVING TOUCHDOWNS

Player	TD	Date
1. Don Maynard	3	10/26/63
Art Powell	3	12/4/60
3. Four Tied	2	

MOST POINTS

Player	Pts	Date
1. Emerson Boozer	18	9/24/67
Don Maynard	18	10/26/63
Art Powell	18	12/4/60

MOST FIELD GOALS

Player	FG	Date
1. Four Tied, last below John Hall	3	11/5/00

LONGEST PASSING PLAY

Player	Yds	Date
J. Namath to P. Lammons	61	09/24/67

* AFC Playoffs



Emerson Boozer

DETROIT LIONS

5-6 Overall / 2-2 Home / 3-4 Away

JETS VS. LIONS

11/23/72	at Detroit	L	20-37
9/16/79	DETROIT	W	31-10
12/6/82	at Detroit	W	28-13
11/28/85	at Detroit	L	20-31
9/22/88	at Detroit	W	17-10
12/8/91	at Detroit	L	20-34
12/10/94	DETROIT	L	7-18
12/21/97	at Detroit	L	10-13
12/17/00	DETROIT	L	7-10
11/17/02	at Detroit	W	31-14
10/22/06	DETROIT	W	31-24

SINGLE GAME RECORDS

MOST RUSHING YARDS

Player	Att	Yds	Date
1. Leon Washington	20	129	10/22/06
2. Cliff McClain	10	121	11/23/72
3. Johnny Hector	23	114	11/28/85

MOST RUSHING TOUCHDOWNS

Player	TD	Date
1. Kevin Long	3	9/16/79
2. Leon Washington	2	10/22/06

MOST PASSING YARDS

Player	Cmp/Att	Yds	Date
1. Richard Todd	23/32	384	12/6/82
2. Ken O'Brien	23/35	281	11/28/85
3. Ken O'Brien	27/38	253	9/25/88

MOST TOUCHDOWN PASSES

Player	TD	Date
1. Chad Pennington	4	11/17/02
2. Richard Todd	3	12/6/82
3. Two Tied	2	

MOST RECEPTIONS

Player	Rec	Date
1. Al Toon	10	9/25/88
2. Mickey Shuler	8	11/28/85
3. Two Tied	7	

MOST RECEIVING YARDS

Player	Yds	Date
1. Wesley Walker	177	9/16/79
2. Wesley Walker	164	12/6/82
3. Laveranues Coles	114	11/17/02

MOST RECEIVING TOUCHDOWNS

Player	TD	Date
1. Wesley Walker	3	12/6/82
2. Wayne Chrebet	2	11/17/02

MOST POINTS

Player	Pts	Date
1. Kevin Long	18	9/16/79
Wesley Walker	18	12/6/82
3. Two Tied	12	

MOST FIELD GOALS

Player	FG	Date
1. Pat Leahy	2	12/8/91
2. Pat Leahy	2	11/28/85
3. Bobby Howfield	2	11/23/72

LONGEST RUSHING PLAY

Player	Yds	Date
Curtis Martin	25	11/17/02

LONGEST PASSING PLAY

Player	Yds	Date
R. Todd to W. Walker	56t	12/6/82

GREEN BAY PACKERS

8-2 Overall / 4-0 Home / 4-2 Away

JETS VS. PACKERS

9/17/73	at Green Bay (at Milwaukee, WI)	L	7-23
11/4/79	at Green Bay	W	27-22
12/20/81	GREEN BAY	W	28-3
11/28/82	GREEN BAY	W	15-13
9/22/85	at Green Bay (at Milwaukee, WI)	W	24-3
1/3/91	GREEN BAY	W	19-16 (OT)
11/13/94	at Green Bay	L	10-17
9/3/00	at Green Bay	W	20-16
12/29/02	GREEN BAY	W	42-17
12/3/06	at Green Bay	W	38-10

SINGLE GAME RECORDS

MOST RUSHING YARDS

Player	Att	Yds	Date
1. Clark Gaines	16	125	11/4/79
2. Curtis Martin	30	110	9/3/00
3. Cedric Houston	22	105	12/3/06

MOST RUSHING TOUCHDOWNS

Player	TD	Date
1. Cedric Houston	2	12/3/06

MOST PASSING YARDS

Player	Cmp/Att	Yds	Date
1. Chad Pennington	25/35	263	12/3/06
2. Vinny Testaverde	23/44	261	9/3/00
3. Richard Todd	15/33	247	12/20/81

MOST TOUCHDOWN PASSES

Player	TD	Date
1. Chad Pennington	4	12/29/02
2. Three Tied, Most Recently Chad Pennington	2	12/3/06

MOST RECEPTIONS

Player	Rec	Date
1. Jerricho Cotchery	9	12/3/06
2. Al Toon	8	11/3/91
3. Rob Moore	7	11/13/94

MOST RECEIVING YARDS

Player	Yds	Date
1. Al Toon	109	11/3/91
2. Dedric Ward	104	9/3/00
3. Jerricho Cotchery	99	12/3/06

MOST RECEIVING TOUCHDOWNS

Player	TD	Date
1. Wayne Chrebet	2	12/29/02

MOST POINTS

Player	Pts	Date
1. Pat Leahy	13	11/3/91
2. Four Tied, Most Recently Cedric Houston	12	12/3/06

MOST FIELD GOALS

Player	FG	Date
1. Pat Leahy	4	11/3/91
2. John Hall	2	9/3/00
3. Toni Linhart	2	11/4/79

HOUSTON TEXANS

3-0 Overall / 2-0 Home / 1-0 Away

JETS VS. TEXANS

10/19/03	at Houston	W	19-14
12/5/04	HOUSTON	W	29-7
11/26/06	HOUSTON	W	26-11

Mike Nugent

SINGLE GAME RECORDS

MOST RUSHING YARDS

Player	Att	Yds	Date
1. Curtis Martin	23	134	12/5/04
2. Curtis Martin	17	88	10/19/03
3. LaMont Jordan	11	60	12/5/04

MOST PASSING YARDS

Player	Cmp/Att	Yds	Date
1. Chad Pennington	24/31	286	11/26/06
2. Vinny Testaverde	15/29	182	10/19/03
3. Chad Pennington	20/27	155	12/5/04

MOST TOUCHDOWN PASSES

Player	TD	Date
1. Chad Pennington	2	12/5/04

MOST RECEPTIONS

Player	Rec	Date
1. Laveranues Coles	9	11/26/06
2. Jerricho Cotchery	7	11/26/06
3. Santana Moss	6	10/19/03

MOST RECEIVING YARDS

Player	Yds	Date
1. Laveranues Coles	111	11/26/06
Santana Moss	111	10/19/03
3. Jerricho Cotchery	110	11/26/06

MOST POINTS

Player	Pts	Date
1. Mike Nugent	14	11/26/06
2. Curtis Martin	12	12/5/04
3. Doug Brien	11	12/5/04

MOST FIELD GOALS

Player	FG	Date
1. Mike Nugent	4	11/26/06
2. Doug Brien	3	12/5/04
3. Doug Brien	2	10/19/03

LONGEST RUSHING PLAY

Player	Yds	Date
Curtis Martin	22	12/5/04

LONGEST PASSING PLAY

Player	Yds	Date
C. Pennington to L. Coles	36	11/26/06

INDIANAPOLIS COLTS

(Formerly Baltimore Colts)

27-40 Regular Season (Postseason 2-0)
13-21 Home (Postseason 1-0) 13-19 Away / 1-0 Super Bowl (Miami)

JETS VS. COLTS

1/12/69	BALTIMORE	W	16-7
	Super Bowl III at Miami		
10/18/70	BALTIMORE	L	22-29
12/19/70	at Baltimore	L	20-35
9/19/71	at Baltimore	L	0-22
11/14/71	BALTIMORE	L	13-14
9/24/72	at Baltimore	W	44-34
10/22/72	BALTIMORE	W	24-20
9/23/73	at Baltimore	W	34-10
12/2/73	BALTIMORE	W	20-17
10/20/74	BALTIMORE	L	20-35
12/15/74	at Baltimore	W	45-38
10/26/75	BALTIMORE	L	28-45
11/16/75	at Baltimore	L	19-52
10/24/76	BALTIMORE	L	0-20
11/28/76	at Baltimore	L	16-33
9/25/77	BALTIMORE	L	12-20
11/20/77	at Baltimore	L	12-33
10/15/78	at Baltimore	W	33-10
12/3/78	BALTIMORE	W	24-16
10/7/79	at Baltimore	L	8-10
12/2/79	BALTIMORE	W	30-17
9/7/80	BALTIMORE	L	14-17
9/28/80	at Baltimore	L	21-35
11/8/81	at Baltimore	W	41-14
11/29/81	BALTIMORE	W	25-0
11/21/82	BALTIMORE	W	37-0
11/6/83	BALTIMORE	L	14-17
12/4/83	at Baltimore	W	10-6
9/2/84	at Indianapolis	W	23-14
11/11/84	INDIANAPOLIS	L	5-9
9/29/85	INDIANAPOLIS	W	25-20
11/3/85	at Indianapolis	W	35-17
9/28/86	at Indianapolis	W	26-7
11/16/86	INDIANAPOLIS	W	31-16
10/11/87	at Indianapolis	L	0-6
11/1/87	INDIANAPOLIS	L	14-19
11/6/88	at Indianapolis	L	14-38
12/10/88	INDIANAPOLIS	W	34-16
10/1/89	INDIANAPOLIS	L	10-17
11/19/89	at Indianapolis	L	10-27
11/18/90	at Indianapolis	L	14-17
12/16/90	INDIANAPOLIS	L	21-29
10/20/91	at Indianapolis	W	17-6
11/10/91	INDIANAPOLIS	L	27-28
10/11/92	at Indianapolis	L	3-6 (OT)
12/13/92	INDIANAPOLIS	L	6-10
11/14/93	at Indianapolis	W	31-17
12/5/93	INDIANAPOLIS	L	6-9
10/9/94	INDIANAPOLIS	W	16-6
10/30/94	at Indianapolis	L	25-28
9/10/95	INDIANAPOLIS	L	24-27 (OT)
10/29/95	at Indianapolis	L	10-17
9/8/96	INDIANAPOLIS	L	7-21
11/17/96	at Indianapolis	L	29-34
10/5/97	at Indianapolis	W	16-12
12/7/97	INDIANAPOLIS	L	14-22
9/20/98	INDIANAPOLIS	W	44-6
11/15/98	at Indianapolis	L	23-24
10/17/99	INDIANAPOLIS	L	13-16
11/28/99	at Indianapolis	L	6-13
11/12/00	at Indianapolis	L	15-23
12/3/00	INDIANAPOLIS	W	27-17
9/9/01	INDIANAPOLIS	L	24-45
12/23/01	at Indianapolis	W	29-28
1/4/03	INDIANAPOLIS	W	41-0
	(AFC Playoffs)		
11/16/03	at Indianapolis	L	31-38
10/1/06	INDIANAPOLIS	L	28-31

SINGLE GAME RECORDS

MOST RUSHING YARDS

Player	Att	Yds	Date
1. Curtis Martin	30	203	12/3/00
2. Freeman McNeil	26	149	11/3/85
3. Curtis Martin	23	144	9/28/98

MOST RECEIVING YARDS

Player	Yds	Date
1. Rich Caster	204	9/24/72
2. Eddie Bell	197	9/24/72
3. Jeff Graham	189	11/17/96

MOST RUSHING TOUCHDOWNS

Player	TD	Date
1. Eight Tied, Most Recently		
Kevan Barlow	2	10/1/06
Leon Johnson	2	9/20/98

MOST RECEIVING TOUCHDOWNS

Player	TD	Date
1. Jeff Graham	3	11/17/96
Wesley Walker	3	11/16/86
Rich Caster	3	9/24/72

MOST PASSING YARDS

Player	Cmp/Att	Yds	Date
1. Joe Namath	15/28	496	9/24/72
2. Joe Namath	34/62	397	10/18/70
3. Frank Reich	20/42	352	11/17/96

MOST POINTS

Player	Pts	Date
1. Four Tied, Most Recently		
Leon Johnson	18	9/20/98
Jeff Graham	18	11/17/96

MOST TOUCHDOWN PASSES

Player	TD	Date
1. Joe Namath	6	9/24/72
2. Vinny Testaverde	4	9/20/98
3. Six tied	3	

MOST FIELD GOALS

Player	FG	Date
1. John Hall	5	12/23/01
2. Five Times, Most Recently		
Pat Leahy	4	11/18/90

MOST RECEPTIONS

Player	Rec	Date
1. Al Toon	13	11/6/88
2. Eddie Bell	12	10/18/70
3. Al Toon	11	11/19/89

LONGEST RUSHING PLAY

Player	Yds	Date
Johnny Johnson	57t	11/14/93

LONGEST PASSING PLAY

Player	Yds	Date
J. Namath to R. Caster	91	10/26/75

JACKSONVILLE JAGUARS

2-5 Regular Season (Postseason 1-0)
2-2 Home (Postseason 1-0) / 0-3 Away

JETS VS. JAGUARS

9/17/95	JACKSONVILLE	W	27-10
9/29/02	at Jacksonville	L	3-28
10/13/96	at Jacksonville	L	17-21
11/23/03	JACKSONVILLE	W	13-10
1/10/99	JACKSONVILLE	W	34-24
	(AFC Divisional Playoff)		
10/11/99	JACKSONVILLE	L	6-16
9/25/05	JACKSONVILLE	L	20-26 (OT)
10/8/06	at Jacksonville	L	0-41

Boomer Esiason

SINGLE GAME RECORDS

MOST RUSHING YARDS

Player	Att	Yds	Date
1. Leon Washington	23	101	10/8/06
2. Curtis Martin	18	67	9/25/05
3. Brad Baxter	18	64	9/17/95

MOST PASSING YARDS

Player	Cmp/Att	Yds	Date
1. Boomer Esiason	27/43	296	9/17/95
2. Chad Pennington	21/34	281	9/29/02
3. Frank Reich	23/45	276	10/13/96

MOST TOUCHDOWN PASSES

Player	TD	Date
1. Boomer Esiason	3	9/17/95
2. Frank Reich	2	10/13/96

MOST RECEPTIONS

Player	Rec	Date
1. Wayne Chrebet	12	10/13/96
2. Laveranues Coles	8	9/29/02
Keyshawn Johnson	8	10/11/99

MOST RECEIVING YARDS

Player	Yds	Date
1. Wayne Chrebet	162	10/13/96
2. Fred Baxter	99	9/17/95
3. Laveranues Coles	97	9/29/02

MOST POINTS

Player	Pts	Date
1. Nick Lowery	9	9/17/95
2. Mike Nugent	8	9/25/05
3. Doug Brien	7	11/23/03

MOST FIELD GOALS

Player	FG	Date
1. Four Tied, Most Recently		
Mike Nugent	2	9/25/05
Doug Brien	2	11/23/03

LONGEST RUSHING PLAY

Player	Yds	Date
Curtis Martin	24	10/11/99

LONGEST PASSING PLAY

Player	Yds	Date
F. Reich to W. Chrebet	32	10/13/96

KANSAS CITY CHIEFS

(Formerly Dallas Texans)

16-16-1 Regular Season (Postseason 1-1) / 9-7-1 Home (Postseason 1-1) / 7-9 Away

JETS VS. CHIEFS

10/2/60	at Dallas	W	37-35
11/24/60	DALLAS	W	41-35
12/3/61	DALLAS	W	28-7
12/17/61	at Dallas	L	24-35
10/21/62	at Dallas	L	17-20
11/11/62	DALLAS	L	31-52
12/1/63	DALLAS	W	17-0
12/22/63	at Kansas City	L	0-48
11/29/64	KANSAS CITY	W	27-14
12/20/64	at Kansas City	L	7-24
9/18/65	KANSAS CITY	L	10-14
11/7/65	at Kansas City	W	13-10
11/27/66	KANSAS CITY	L	24-32
11/5/67	at Kansas City	L	18-42
12/10/67	KANSAS CITY	L	7-21
9/15/68	at Kansas City	W	20-19
11/16/69	KANSAS CITY	L	16-34
12/20/69	KANSAS CITY	L	6-13
	(AFL Playoff)		
11/7/71	KANSAS CITY	W	13-10
9/15/74	at Kansas City	L	16-24
9/28/75	at Kansas City	W	30-24
1/2/83	at Kansas City	L	13-37
10/7/84	at Kansas City	W	17-16
10/21/84	KANSAS CITY	W	28-7
12/28/86	KANSAS CITY	W	35-15
	(AFC Wild Card Playoff)		
11/15/87	at Kansas City	W	16-9
10/21/88	KANSAS CITY	T	17-17 (OT)
12/4/88	at Kansas City	L	34-38
11/29/92	KANSAS CITY	L	7-23
11/1/98	at Kansas City	W	20-17
11/11/01	KANSAS CITY	W	27-7
10/6/02	KANSAS CITY	L	25-29
9/11/05	at Kansas City	L	7-27
12/30/07	KANSAS CITY	W	13-10 (OT)
10/26/08	KANSAS CITY	W	28-24

SINGLE GAME RECORDS

MOST RUSHING YARDS

Player	Att	Yds	Date
1. Freeman McNeil	26	184	11/15/87
2. Freeman McNeil	22	154	10/2/88
3. John Riggins	27	145	9/28/75

MOST RUSHING TOUCHDOWNS

Player	TD	Date
1. Curtis Martin	3	11/11/01
2. Three Tied, Most Recently		
Johnny Hector	2	12/4/88

MOST PASSING YARDS

Player	Cmp/Att	Yds	Date
1. Joe Namath	24/40	327	11/16/69
2. Joe Namath	17/29	302	9/15/68
3. Al Dorow	21/33	301	11/24/60

MOST TOUCHDOWN PASSES

Player	TD	Date
1. Al Dorow	4	10/2/60
2. Pat Ryan	3	10/21/84
*Pat Ryan	3	12/28/86

MOST RECEPTIONS

Player	Rec	Date
1. Mickey Shuler	12	10/2/88
2. Dick Christy	11	11/11/62
3. Don Maynard	10	11/24/60

MOST RECEIVING YARDS

Player	Yds	Date
1. Don Maynard	203	9/15/68
2. Don Maynard	179	11/24/60
3. Mickey Shuler	152	10/2/60

MOST RECEIVING TOUCHDOWNS

Player	TD	Date
1. Don Maynard	2	9/15/69

MOST POINTS

Player	Pts	Date
1. Curtis Martin	18	11/11/01
2. 10 Tied, Most Recently		
Leon Washington	12	10/26/08

MOST FIELD GOALS

Player	FG	Date
1. Pat Leahy	3	11/15/87
Bill Shockley	3	11/11/62
3. Seven Tied	2	

LONGEST RUSHING PLAY

Player	Yds	Date
Leon Washington	60t	10/26/08

LONGEST PASSING PLAY

Player	Yds	Date
J. Namath to D. Maynard	57t	9/15/68



Mickey Shuler

MIAMI DOLPHINS

46-39-1 Regular Season (Postseason 0-1) / 26-17 Home / 20-22-1 Away (Postseason 0-1)

JETS VS. DOLPHINS

9/9/66	at Miami	W	19-14
11/20/66	MIAMI	W	30-13
10/1/67	MIAMI	W	29-7
10/22/67	at Miami	W	33-14
12/1/68	MIAMI	W	35-17
12/15/68	at Miami	W	31-7
11/2/69	MIAMI	W	34-31
12/14/69	at Miami	W	27-9
10/10/70	MIAMI	L	6-20
12/13/70	at Miami	L	10-16
10/3/71	at Miami	W	14-10
10/24/71	MIAMI	L	14-30
10/8/72	MIAMI	L	17-27
11/19/72	at Miami	L	24-28
10/7/73	at Miami	L	3-31
11/4/73	MIAMI	L	14-24
10/7/74	at Miami	L	17-21
11/24/74	MIAMI	W	17-14
10/19/75	MIAMI	L	0-43
11/9/75	at Miami	L	7-27
9/26/76	at Miami	L	0-16
11/7/76	MIAMI	L	7-27
10/16/77	at Miami	L	17-21
11/6/77	MIAMI	L	10-14
9/3/78	MIAMI	W	33-20
11/26/78	at Miami	W	24-13
9/30/79	MIAMI	W	33-27
12/15/79	at Miami	W	27-24
10/27/80	MIAMI	W	17-14
12/20/80	at Miami	W	24-17
10/4/81	at Miami	T	28-28
11/22/81	MIAMI	W	16-15
9/12/82	MIAMI	L	28-45
12/18/82	at Miami	L	19-20
1/23/83	at Miami	L	0-14
	(AFC Championship)		
10/16/83	MIAMI	L	14-32
12/16/83	at Miami	L	14-34
11/4/84	MIAMI	L	17-31
11/26/84	at Miami	L	17-28
10/14/85	MIAMI	W	23-7
11/10/85	at Miami	L	17-21
9/21/86	MIAMI	W	51-45 (OT)
11/24/86	at Miami	L	3-45
10/18/87	MIAMI	W	37-31 (OT)
12/7/87	at Miami	L	28-37
10/23/88	at Miami	W	44-30
11/27/88	MIAMI	W	38-34
9/24/89	at Miami	W	40-33
11/12/89	MIAMI	L	23-31
10/7/90	at Miami	L	16-20
11/11/90	MIAMI	L	3-17
9/29/91	MIAMI	W	41-23
12/22/91	at Miami	W	23-20 (OT)
11/1/92	MIAMI	W	26-14
12/20/92	at Miami	L	17-19
9/18/94	at Miami	L	14-28
9/12/93	at Miami	W	24-14
11/7/93	MIAMI	W	27-10
11/27/94	MIAMI	L	24-28
9/3/95	at Miami	L	14-52
10/22/95	MIAMI	W	17-16
9/15/96	at Miami	L	27-36
12/22/96	MIAMI	L	28-31
10/12/97	MIAMI	L	20-31
11/9/97	at Miami	L	17-24
10/4/98	MIAMI	W	20-9
12/13/98	at Miami	W	21-16
12/12/99	MIAMI	W	28-20
12/27/99	at Miami	W	38-31
10/23/00	MIAMI	W	40-37 (OT)
11/19/00	at Miami	W	20-3
10/14/01	MIAMI	W	21-17
11/18/01	at Miami	W	24-0
9/22/02	at Miami	L	3-30
11/10/02	MIAMI	W	13-0
9/14/03	MIAMI	L	10-21
12/28/03	at Miami	L	21-23
10/3/04	at Miami	W	17-9
11/1/04	MIAMI	W	41-14
9/18/05	MIAMI	W	17-7
12/18/05	at Miami	L	20-24
10/15/06	MIAMI	W	20-17
12/25/06	at Miami	W	13-10
9/23/07	MIAMI	W	31-28
12/2/07	at Miami	W	40-13
9/7/08	at Miami	W	20-14
12/28/08	MIAMI	L	17-24

SINGLE GAME RECORDS

MOST RUSHING YARDS

Player	Att	Yds	Date
1. Freeman McNeil	28	173	10/14/85
2. Johnny Hector	20	132	12/22/91
Freeman McNeil	13	132	11/4/84

MOST RUSHING TOUCHDOWNS

Player	TD	Date
1. 10 Tied, Most Recently		
Leon Washington	2	12/2/07
Bernie Parmalee	2	11/19/00

MOST PASSING YARDS

Player	Cmp/Att	Yds	Date
1. Ken O'Brien	29/43	479	9/21/86
2. Joe Namath	23/39	415	10/1/67
3. Ken O'Brien	26/43	393	11/10/85

MOST TOUCHDOWN PASSES

Player	TD	Date
1. Vinny Testaverde	5	10/23/00
2. Three Tied, Most Recently		
Pat Ryan	4	10/18/87

MOST RECEPTIONS

Player	Rec	Date
1. Al Toon	14	11/27/88
2. Richie Anderson	12	10/23/00
3. Keyshawn Johnson	11	12/12/99

MOST RECEIVING YARDS

Player	Yds	Date
1. Wesley Walker	194	9/21/86
2. Al Toon	181	11/27/88
3. Don Maynard	160	12/1/68

MOST RECEIVING TOUCHDOWNS

Player	TD	Date
1. Wesley Walker	4	9/21/86
2. Don Maynard	3	12/1/68
3. 15 tied	2	

MOST POINTS

Player	Pts	Date
1. Wesley Walker	24	9/21/86
2. Don Maynard	18	12/1/68
3. Mike Nugent	16	12/2/07

MOST FIELD GOALS

Player	FG	Date
1. Mike Nugent	4	12/2/07
Pat Leahy	4	9/3/78

LONGEST RUSHING PLAY

Player	Yds	Date
Freeman McNeil	52	11/4/84

LONGEST PASSING PLAY

Player	Yds	Date
J. Namath to R. Caster	89t	10/7/74

MINNESOTA VIKINGS

7-1 Overall / 4-0 Home / 3-1 Away

JETS VS. VIKINGS

11/29/70	MINNESOTA	W	20-10
10/12/75	at Minnesota	L	21-29
10/15/79	MINNESOTA	W	14-7
12/26/82	at Minnesota	W	42-14
11/20/94	at Minnesota	W	31-21
11/23/97	MINNESOTA	W	23-21
10/20/02	MINNESOTA	W	20-7
12/17/06	at Minnesota	W	26-13



George Nock

SINGLE GAME RECORDS

MOST RUSHING YARDS

Player	Att	Yds	Date
1. George Nock	32	117	11/29/70
2. Adrian Murrell	28	95	11/23/97
3. Freeman McNeil	18	82	12/26/82

MOST RUSHING TOUCHDOWNS

Player	TD	Date
1. Freeman McNeil	2	12/26/82

MOST PASSING YARDS

Player	Cmp/Att	Yds	Date
1. Chad Pennington	29/39	339	12/17/06
2. Chad Pennington	24/29	324	10/20/02
3. Neil O'Donnell	23/34	242	11/23/97

MOST TOUCHDOWN PASSES

Player	TD	Date
1. Boomer Esiason	3	11/20/94

MOST RECEPTIONS

Player	Rec	Date
1. Laveranues Coles	12	12/17/06
2. Johnny Mitchell	11	11/20/94
3. Keyshawn Johnson	9	11/23/97

MOST RECEIVING YARDS

Player	Yds	Date
1. Laveranues Coles	144	12/17/06
2. Johnny Mitchell	120	11/20/94
3. Santana Moss	111	10/20/02

MOST POINTS

Player	Pts	Date
1. Mike Nugent	14	12/17/06
2. Three Tied, Most Recently		
Bobby Jackson	12	12/26/82

MOST FIELD GOALS

Player	FG	Date
1. Mike Nugent	4	12/17/06
2. John Hall	3	11/23/97
3. Two Tied	2	

LONGEST RUSHING PLAY

Player	Yds	Date
Cedric Houston	20	12/17/06

LONGEST PASSING PLAY

Player	Yds	Date
C. Pennington to J. McCareins	50	12/17/06

NEW ENGLAND PATRIOTS

(Formerly Boston Patriots)

49-47-1 Regular Season (Postseason 0-2)/ 28-22 Home (Postseason 0-1) / 21-25-1 Away (Postseason 0-1)

JETS VS. PATRIOTS

9/16/60	BOSTON	L	24-28
11/11/60	at Boston	L	21-38
9/09/61	at Boston	W	21-20
10/01/61	BOSTON	W	37-30
10/6/62	BOSTON	L	14-43
11/30/62	at Boston	L	17-24
9/8/63	at Boston	L	14-38
10/5/63	BOSTON	W	31-2
9/27/64	at Boston	L	10-26
10/31/64	BOSTON	W	35-14
11/14/65	at Boston	W	30-20
11/28/65	BOSTON	L	23-27
10/2/66	at Boston	T	24-24
12/17/66	BOSTON	W	38-28
10/29/67	BOSTON	W	30-23
11/19/67	at Boston	W	29-24
9/22/68	at Boston	W	47-31
	(at Birmingham, AL)		
10/27/68	BOSTON	W	48-14
10/5/69	at Boston	W	23-14
10/26/69	BOSTON	W	23-17
9/27/70	at Boston	W	31-21
11/22/70	BOSTON	W	17-3
10/10/71	at New England	L	0-20
12/12/71	NEW ENGLAND	W	13-6
10/15/72	at New England	W	41-13
10/29/72	NEW ENGLAND	W	34-10
10/14/73	at New England	W	9-7
11/11/73	NEW ENGLAND	W	33-13
10/13/74	NEW ENGLAND	L	0-24
11/17/74	at New England	W	21-16
10/5/75	NEW ENGLAND	W	36-7
12/7/75	at New England	W	30-28
10/18/76	at New England	L	7-41
11/21/76	NEW ENGLAND	L	24-38
10/2/77	NEW ENGLAND	W	30-27
10/30/77	at New England	L	13-24
10/21/78	at New England	L	21-55
11/19/78	NEW ENGLAND	L	17-19
9/9/79	at New England	L	3-56
12/9/79	NEW ENGLAND	W	27-26
10/5/80	NEW ENGLAND	L	11-21
11/2/80	at New England	L	21-34
10/11/81	NEW ENGLAND	W	28-24
11/15/81	at New England	W	17-6
9/19/82	at New England	W	31-7
9/18/83	at New England	L	13-23
11/27/83	NEW ENGLAND	W	26-3
9/30/84	NEW ENGLAND	L	21-28
10/28/84	at New England	L	20-30
10/20/85	at New England	L	13-20
11/24/85	NEW ENGLAND	W	16-13 (OT)
12/28/85	NEW ENGLAND	L	14-26
	(AFC Wild Card Playoff)		
9/11/86	NEW ENGLAND	L	6-20
10/12/86	at New England	W	31-24
9/21/87	NEW ENGLAND	W	43-24
12/13/87	at New England	L	20-42
9/04/88	at New England	L	3-28
11/13/88	NEW ENGLAND	L	13-14
9/10/89	NEW ENGLAND	L	24-27
11/5/89	at New England	W	27-26
9/30/90	at New England	W	37-13
12/23/90	NEW ENGLAND	W	42-7
11/17/91	at New England	W	28-21
12/15/91	NEW ENGLAND	L	3-6
10/4/92	NEW ENGLAND	W	30-21
11/22/92	at New England	L	3-24
9/26/93	NEW ENGLAND	W	45-7
11/28/93	at New England	W	6-0
10/16/94	NEW ENGLAND	W	24-17
12/4/94	at New England	L	13-24
11/5/95	NEW ENGLAND	L	7-20
12/10/95	at New England	L	28-31
11/10/96	NEW ENGLAND	L	27-31
12/8/96	at New England	L	10-34
9/14/97	at New England	L	24-27 (OT)
10/19/97	NEW ENGLAND	W	24-19
10/19/98	at New England	W	24-14
12/27/98	NEW ENGLAND	W	31-10
9/12/99	NEW ENGLAND	L	28-30
11/15/99	at New England	W	24-17
9/11/00	NEW ENGLAND	W	20-19
10/15/00	at New England	W	34-17
9/23/01	at New England	W	10-3
12/02/01	NEW ENGLAND	L	16-17
9/15/02	NEW ENGLAND	L	7-44
12/22/02	at New England	W	30-17
9/21/03	at New England	L	16-23
12/20/03	NEW ENGLAND	L	16-21
10/24/04	at New England	L	7-13
12/26/04	NEW ENGLAND	L	7-23
12/4/05	at New England	L	3-16
12/26/05	NEW ENGLAND	L	21-31
9/17/06	NEW ENGLAND	L	17-24
11/12/06	at New England	W	17-14
1/7/07	at New England	L	16-37
	(AFC Wild Card Playoff)		
9/9/07	NEW ENGLAND	L	14-38
12/16/07	at New England	L	10-20
9/14/08	NEW ENGLAND	L	10-19
11/13/08	at New England	W	34-31 (OT)

SINGLE GAME RECORDS

MOST RUSHING YARDS

Player	Att	Yds	Date
1. John Riggins	32	168	10/15/72
2. John Riggins	20	152	12/7/75
3. Emerson Boozer	18	150	10/15/72

MOST RUSHING TOUCHDOWNS

Player	TD	Date
1. Five Tied, Most Recently		
Curtis Martin	3	10/15/00
Johnny Hector	3	10/12/86

MOST PASSING YARDS

Player	Cmp/Att	Yds	Date
1. Ken O'Brien	22/29	386	11/5/89
2. Joe Namath	22/43	362	10/29/67
3. Joe Namath	28/56	338	10/2/66

MOST TOUCHDOWN PASSES

Player	TD	Date
1. Vinny Testaverde	4	12/27/98
Boomer Esiason	4	12/10/95
Joe Namath	4	10/5/75

MOST RECEPTIONS

Player	Rec	Date
1. Bake Turner	11	10/31/64
Art Powell	11	10/6/62
3. Bake Turner	10	9/27/64

MOST RECEIVING YARDS

Player	Yds	Date
1. Keyshawn Johnson	194	11/23/97
2. Rob Moore	175	9/30/90
3. Wesley Walker	168	11/24/85

MOST RECEIVING TOUCHDOWNS

Player	TD	Date
1. 10 Tied, Most Recently		
Laveranues Coles	2	12/26/05
Wayne Chrebet	2	9/11/00

MOST POINTS

Player	Pts	Date
1. Five Tied, Most Recently		
Curtis Martin	18	10/15/00
Johnny Hector	18	10/12/86

Player	FG	Date
1. Pat Leahy	4	11/27/83
Bobby Howfield	4	11/11/73
Jim Turner	4	9/22/68

LONGEST RUSHING PLAY

Player	Yds	Date
Mark Smolinski	56	9/8/63

LONGEST PASSING PLAY

Player	Yds	Date
K. O'Brien to W. Walker	88t	11/24/85

NEW ORLEANS SAINTS

5-5 Overall / 2-3 Home / 3-2 Away

JETS VS. SAINTS

12/3/72	NEW ORLEANS	W	18-17
12/4/77	at New Orleans	W	16-13
12/14/80	NEW ORLEANS	L	20-21
11/21/83	at New Orleans	W	31-28
10/26/86	NEW ORLEANS	W	28-23
10/15/89	at New Orleans	L	14-29
12/26/92	NEW ORLEANS	L	0-20
12/24/95	NEW ORLEANS	L	0-12
11/4/01	at New Orleans	W	16-9
11/27/05	NEW ORLEANS	L	19-21

Tom Newton

SINGLE GAME RECORDS

MOST RUSHING YARDS

Player	Att	Yds	Date
1. Tom Newton	23	117	12/14/80
2. Clark Gaines	22	103	12/4/77
3. Curtis Martin	24	91	11/27/05

MOST PASSING YARDS

Player	Cmp/Att	Yds	Date
1. Joe Namath	21/40	259	12/3/72
2. Ken O'Brien	20/32	258	10/26/86
3. Brooks Bollinger	19/28	251	11/27/05

MOST TOUCHDOWN PASSES

Player	TD	Date
1. Ken O'Brien	3	10/26/86

MOST RECEPTIONS

Player	Rec	Date
1. Adrian Murrell	9	12/24/95
2. Wesley Walker	7	11/21/83
3. Four Tied	6	

MOST RECEIVING YARDS

Player	Yds	Date
1. Wesley Walker	110	11/21/83
2. Al Toon	101	10/26/86
3. Rich Caster	83	12/3/72

MOST RECEIVING TOUCHDOWNS

Player	TD	Date
1. Al Toon	3	10/26/86

MOST POINTS

Player	Pts	Date
1. Al Toon	18	10/26/86
Bobby Howfield	18	12/3/72
3. Mike Nugent	13	11/27/05

MOST FIELD GOALS

Player	FG	Date
1. Bobby Howfield	6	12/3/72
2. Mike Nugent	4	11/27/05
3. Two Tied	3	

LONGEST RUSHING PLAY

Player	Yds	Date
LaMont Jordan	27	11/4/01

LONGEST PASSING PLAY

Player	Yds	Date
B. Bollinger to J. McCareins	36	11/27/05

SAN DIEGO CHARGERS

(Formerly Los Angeles Chargers)

11-19-1 Regular Season (Postseason 1-0) / 5-7-1 Home / 6-12-0 Away (Postseason 1-0)

JETS VS. CHARGERS

11/4/60	LOS ANGELES	L	7-21
12/18/60	at Los Angeles	L	43-50
10/15/61	SAN DIEGO	L	10-25
11/5/61	at San Diego	L	13-48
9/16/62	at San Diego	L	14-40
10/28/62	SAN DIEGO	W	23-3
10/13/63	at San Diego	L	20-24
11/2/63	SAN DIEGO	L	7-53
10/3/64	SAN DIEGO	T	17-17
12/6/64	at San Diego	L	3-38
10/23/65	SAN DIEGO	L	9-34
9/28/69	at San Diego	L	27-34
12/4/65	at San Diego	L	7-38
10/8/66	SAN DIEGO	W	17-16
12/11/66	at San Diego	L	27-42
12/24/67	at San Diego	W	42-31
10/5/68	SAN DIEGO	W	23-20
11/24/68	at San Diego	W	37-15
10/31/71	at San Diego	L	21-49
12/1/74	SAN DIEGO	W	27-14
12/15/75	at San Diego	L	16-24
9/4/83	at San Diego	W	41-29
12/3/89	at San Diego	W	20-17
10/14/90	SAN DIEGO	L	3-39
12/2/90	at San Diego	L	17-38
11/24/91	SAN DIEGO	W	24-3
12/18/94	SAN DIEGO	L	6-21
11/3/02	at San Diego	W	44-13
9/19/04	at San Diego	W	34-28
1/8/05	at San Diego (AFC Wild Card Playoff)	W	20-17(OT)
11/6/05	SAN DIEGO	L	26-31
9/22/08	at San Diego	L	29-48

SINGLE GAME RECORDS

MOST RUSHING YARDS

Player	Att	Yds	Date
1. Freeman McNeil	23	120	9/4/83
2. Curtis Martin	32	119	9/19/04
3. LaMont Jordan	13	107	11/3/02

MOST RUSHING TOUCHDOWNS

Player	TD	Date
1. Five Tied, Most Recently		
Curtis Martin	2	9/19/04
Blair Thomas	2	11/24/91

MOST PASSING YARDS

Player	Cmp/Att	Yds	Date
1. Joe Namath	29/51	344	9/28/69
2. Joe Namath	18/26	343	12/24/67
3. Joe Namath	17/31	337	11/24/68

MOST TOUCHDOWN PASSES

Player	TD	Date
1. Joe Namath	4	12/24/67
2t. Al Dorow	3	12/18/60
2t. Brett Favre	3	9/22/08

MOST RECEPTIONS

Player	Rec	Date
1. Jerricho Cotchery	10	9/22/08
2. George Sauer	9	9/28/69
3. Four Tied, Most Recently		
*Justin McCareins	8	1/8/05

* AFC Playoffs

MOST RECEIVING YARDS

Player	Yds	Date
1. Don Maynard	166	11/24/68
2. Don Maynard	157	10/28/62
3. Don Maynard	141	12/24/67

MOST RECEIVING TOUCHDOWNS

Player	TD	Date
1. Don Maynard	3	12/24/67
2. Four Tied, Most Recently		
Al Toon	2	12/2/90

MOST POINTS

Player	Pts	Date
1. John Riggins	18	12/1/74
2. Don Maynard	18	12/24/67
3. John Hall	14	11/3/02

MOST FIELD GOALS

Player	FG	Date
1. John Hall	3	11/3/02
Jim Turner	3	10/5/68
Jim Turner	3	10/23/65

LONGEST RUSHING PLAY

Player	Yds	Date
LaMont Jordan	61t	11/3/02

LONGEST PASSING PLAY

Player	Yds	Date
J. Namath to D. Maynard	87t	11/24/68

George Sauer

SAN FRANCISCO 49ERS

2-9 Overall / 1-1 Home / 1-8 Away

JETS VS. 49ERS

11/28/71	SAN FRANCISCO	L	21-24
10/3/76	at San Francisco	L	6-17
9/21/80	SAN FRANCISCO	L	27-37
10/30/83	at San Francisco	W	27-13
12/7/86	at San Francisco	L	10-24
10/29/89	SAN FRANCISCO	L	10-23
9/20/92	SAN FRANCISCO	L	14-31
9/6/98	at San Francisco	L	30-36 (OT)
10/1/01	SAN FRANCISCO	L	17-19
10/17/04	SAN FRANCISCO	W	22-14
12/7/08	at San Francisco	L	14-24

SINGLE GAME RECORDS

MOST RUSHING YARDS

Player	Att	Yds	Date
1. Curtis Martin	21	111	10/17/04
Ed Marinaro	25	111	10/3/76
3. Dwayne Crutchfield	19	81	10/30/83

MOST RUSHING TOUCHDOWNS

Player	TD	Date
1. Curtis Martin	2	10/17/04
Curtis Martin	2	10/1/01

MOST PASSING YARDS

Player	Cmp/Att	Yds	Date
1. Richard Todd	42/60	447	9/21/80
2. Glenn Foley	30/58	415	9/6/98
3. Ken O'Brien	23/43	264	9/20/92

MOST TOUCHDOWN PASSES

Player	TD	Date
1. Glenn Foley	3	9/6/98
Richard Todd	3	9/21/80
Joe Namath	3	11/28/71

MOST RECEPTIONS

Player	Rec	Date
1. Clark Gaines	17	9/21/80
2. Keyshawn Johnson	9	9/6/98
3. Two Tied	7	

MOST RECEIVING YARDS

Player	Yds	Date
1. Clark Gaines	160	9/21/80
2t.Keyshawn Johnson	126	9/6/98
2t.Rich Caster	126	11/28/71

MOST RECEIVING TOUCHDOWNS

Player	TD	Date
1. Keyshawn Johnson	2	10/21/01
Rich Caster	2	11/28/71

MOST POINTS

Player	Pts	Date
1. Five Tied, Most Recently		
John Hall	12	9/6/98
Keyshawn Johnson	12	9/6/98

MOST FIELD GOALS

Player	FG	Date
1. John Hall	3	9/6/98
2. Pat Leahy	2	10/30/83
Pat Leahy	2	9/21/80

LONGEST RUSHING PLAY

Player	Yds	Date
Curtis Martin	18	10/1/01

LONGEST PASSING PLAY

Player	Yds	Date
G. Foley to W. Chrebet	48	9/6/98

SEATTLE SEAHAWKS

8-9 Overall / 5-5 Home / 3-4 Away

JETS VS. SEAHAWKS

11/13/77	SEATTLE	L	0-17
9/17/78	SEATTLE	L	17-24
11/26/79	at Seattle	L	7-30
10/19/80	SEATTLE	L	17-27
10/25/81	SEATTLE	L	3-19
12/6/81	at Seattle	L	23-27
9/11/83	SEATTLE	L	10-17
10/27/85	SEATTLE	W	17-14
11/2/86	at Seattle	W	38-7
11/9/87	SEATTLE	W	30-14
9/8/91	at Seattle	L	13-20
11/16/95	at Seattle	W	16-10
8/31/97	at Seattle	W	41-3
12/6/98	SEATTLE	W	32-31
1/2/00	SEATTLE	W	19-19
12/19/04	SEATTLE	W	37-14
12/19/04	SEATTLE	W	37-14
12/21/08	at Seattle	L	3-13

SINGLE GAME RECORDS

MOST RUSHING YARDS

Player	Att	Yds	Date
1. Curtis Martin	34	158	1/2/00
2. Freeman McNeil	22	151	10/27/85
3. Freeman McNeil	22	140	9/11/83

MOST RUSHING TOUCHDOWNS

Player	TD	Date
1. Curtis Martin	2	12/19/04
Clark Gaines	2	9/17/78

MOST PASSING YARDS

Player	Cmp/Att	Yds	Date
1. Ken O'Brien	26/32	431	11/2/86
2. Vinny Testaverde	42/63	418	12/6/98
3. Richard Todd	27/51	286	12/6/81

MOST TOUCHDOWN PASSES

Player	TD	Date
1. Neil O'Donnell	5	8/31/97
2. Ken O'Brien	4	11/2/86
3. Chad Pennington	3	12/19/04

MOST RECEPTIONS

Player	Rec	Date
1. Keyshawn Johnson	9	12/6/98
Al Toon	9	11/2/86
3. Bruce Harper	8	12/6/81

MOST RECEIVING YARDS

Player	Yds	Date
1. Al Toon	195	11/2/86
2. Wesley Walker	161	11/2/86
3. Wesley Walker	116	9/11/83

MOST RECEIVING TOUCHDOWNS

Player	TD	Date
1. Four Tied, Most Recently		
Santana Moss	2	12/19/04
Wayne Chrebet	2	8/31/97

MOST POINTS

Player	Pts	Date
1. John Hall	13	1/2/00
2. Eight Tied, Most Recently		
Curtis Martin	12	12/19/04

MOST FIELD GOALS

Player	FG	Date
1. John Hall	4	1/2/00
2. Nick Lowery	3	11/26/95
Pat Leahy	3	11/9/87

LONGEST RUSHING PLAY

Player	Yds	Date
Curtis Martin	50	1/2/00

LONGEST PASSING PLAY

Player	Yds	Date
K. O'Brien to W. Walker	83t	11/2/86

ST. LOUIS RAMS

(Formerly Los Angeles Rams)

3-9 Overall / 2-6 Home / 1-3 Away

JETS VS. RAMS

11/15/70	at Los Angeles	W	31-20
10/27/74	LOS ANGELES	L	13-20
11/30/80	at Los Angeles	L	13-38
9/25/83	LOS ANGELES	W	27-24 (OT)
11/20/86	LOS ANGELES	L	3-17
12/17/89	at Los Angeles	L	14-38
9/27/92	at Los Angeles	L	10-18
12/3/95	ST. LOUIS	L	20-23
10/11/98	at St. Louis	L	10-30
10/21/01	ST. LOUIS	L	14-34
1/2/05	at St. Louis	L	29-32 (OT)
11/9/08	St. LOUIS	W	47-3

Richard Todd

SINGLE GAME RECORDS

MOST RUSHING YARDS

Player	Att	Yds	Date
1. Curtis Martin	28	153	1/2/05
2. Thomas Jones	26	149	11/9/08
3. Lee White	22	75	11/15/70
4. Freeman McNeil	20	74	11/30/86

MOST RUSHING TOUCHDOWNS

Player	TD	Date
1. Thomas Jones	3	11/9/08

MOST PASSING YARDS

Player	Cmp/Att	Yds	Date
1. Richard Todd	37/50	446	9/25/83
2. Ken O'Brien	28/47	272	11/30/86
3. Al Woodall	10/17	261	11/15/7

MOST TOUCHDOWN PASSES

Player	TD	Date
1. Al Woodall	3	11/15/70
2. Richard Todd	2	9/25/83

MOST RECEPTIONS

Player	Rec	Date
1. Al Toon	9	9/27/92
2. Three Tied, Most Recently		
Wayne Chrebet	8	12/3/95

MOST RECEIVING YARDS

Player	Yds	Date
1. Wesley Walker	135	9/25/83
2. Dustin Keller	107	11/9/08
3. Don Maynard	102	11/15/70
4. Wayne Chrebet	98	12/3/95

MOST RECEIVING TOUCHDOWNS

Player	TD	Date
1. Anthony Becht	2	10/21/01
Wesley Walker	2	9/25/83

MOST POINTS

Player	Pts	Date
1. Jay Feely	17	11/9/08
2. Anthony Becht	12	10/21/01
Wesley Walker	12	9/25/83

MOST FIELD GOALS

Player	FG	Date
1. Jay Feely	4	11/9/08
2. Doug Brien	3	1/2/05
3. Three Tied, Most Recently		
Nick Lowery	2	12/3/95

TAMPA BAY BUCCANEERS

8-1 Overall / 6-0 Home / 2-1 Away

JETS VS. BUCCANEERS

11/14/76	TAMPA BAY	W	34-0
12/12/82	TAMPA BAY	W	32-17
12/16/84	at Tampa Bay	L	21-41
11/17/85	TAMPA BAY	W	62-28
12/30/90	at Tampa Bay	W	16-14
9/91/91	TAMPA BAY	W	16-13
12/14/97	TAMPA BAY	W	31-0
9/24/00	at Tampa Bay	W	21-17
10/9/05	TAMPA BAY	W	14-12

SINGLE GAME RECORDS

MOST RUSHING YARDS

Player	Att	Yds	Date
1. Clark Gaines	27	103	11/14/76
2. Blair Thomas	23	92	9/1/91
3. Curtis Martin	18	90	9/24/00

MOST RUSHING TOUCHDOWNS

Player	TD	Date
1. Curtis Martin	2	10/9/05
Johnny Hector	2	11/17/85
Freeman McNeil	2	12/12/82

MOST PASSING YARDS

Player	Cmp/Att	Yds	Date
1. Ken O'Brien	23/30	367	11/17/85
2. Ken O'Brien	19/34	201	12/16/84
3. Richard Todd	17/29	189	12/12/82

MOST TOUCHDOWN PASSES

Player	TD	Date
1. Ken O'Brien	5	11/17/85
2. Ken O'Brien	2	12/16/84

MOST RECEPTIONS

Player	Rec	Date
1. Curtis Martin	8	9/24/00
2. Mickey Shuler	7	11/17/85
3. Four Tied	6	

MOST RECEIVING YARDS

Player	Yds	Date
1. Al Toon	133	11/17/85
2. Laveranues Coles	89	10/9/05
3. Mickey Shuler	84	11/17/85

MOST RECEIVING TOUCHDOWNS

Player	TD	Date
1. Mickey Shuler	3	11/17/85

MOST POINTS

Player	Pts	Date
1. Mickey Shuler	18	11/17/85
2. Pat Leahy	14	11/17/85
3. Four Tied	12	

MOST FIELD GOALS

Player	FG	Date
1. Pat Leahy	3	9/1/91
Pat Leahy	3	12/30/90
3. Four Tied	2	

LONGEST PASSING PLAY

Player	Yds	Date
Al Toon	78t	11/17/85

TENNESSEE TITANS

(Formerly Tennessee Oilers, Houston Oilers)

15-21-1 Regular Season (Postseason 0-1) / 11-7-1 Home / 4-14-0 Away (Postseason 0-1)

JETS VS. TITANS

10/9/60	at Houston	L	21-27
10/23/60	HOUSTON	L	28-42
11/19/61	at Houston	L	13-49
12/10/61	HOUSTON	L	21-48
10/14/62	at Houston	L	17-56
12/15/62	HOUSTON	L	10-44
9/22/63	HOUSTON	W	24-17
11/10/63	at Houston	L	27-31
10/17/64	HOUSTON	W	24-21
12/13/64	at Houston	L	17-33
9/12/65	at Houston	L	21-27
11/21/65	HOUSTON	W	41-14
9/18/66	HOUSTON	W	52-13
10/16/66	at Houston	L	0-24
10/15/67	HOUSTON	T	28-28 (OT)
10/20/68	at Houston	W	20-14
11/10/68	HOUSTON	W	26-7
10/20/69	HOUSTON	W	26-17
12/6/69	at Houston	W	34-26
10/1/72	at Houston	L	20-26
11/3/74	HOUSTON	L	22-27
9/18/77	at Houston	L	0-20
10/28/79	at Houston	L	24-27 (OT)
11/23/80	HOUSTON	W	31-28 (OT)
9/27/81	HOUSTON	W	33-17
11/18/84	at Houston	L	20-31
9/18/88	HOUSTON	W	45-3
10/28/90	at Houston	W	17-12
10/13/91	HOUSTON	L	20-23
12/29/91	at Houston	L	10-17
	(AFC Wild Card Playoff)		
1/2/94	at Houston	L	0-24
12/24/94	at Houston	L	10-24
12/17/95	at Houston	L	6-23
12/1/96	HOUSTON	L	10-35
11/22/98	at Tennessee	W	24-3
12/1/03	TENNESSEE	W	24-17
9/10/06	at Tennessee	W	23-16
12/23/07	at Tennessee	L	6-10
11/23/08	TENNESSEE	W	34-13

SINGLE GAME RECORDS

MOST RUSHING YARDS

Player	Att	Yds	Date
1. Matt Snell	31	180	10/17/64
2. Matt Snell	19	135	11/21/65
3. Bill Mathis	14	126	11/21/65

MOST RECEIVING YARDS

Player	Yds	Date
1. Don Maynard	212	10/20/69
2. Bake Turner	210	11/10/63
3. Don Maynard	174	10/9/60

MOST RUSHING TOUCHDOWNS

Player	TD	Date
1. Bill Mathis	2	11/10/68
Emerson Boozer	2	10/15/67
Leon Washington	2	11/23/08

MOST POINTS

Player	Pts	Date
1. Wesley Walker	18	9/18/88
2. Jim Turner	16	10/20/69
3. Jim Turner	14	11/10/68

MOST PASSING YARDS

Player	Cmp/Att	Yds	Date
1. Chad Pennington	24/33	319	9/10/06
2. Richard Todd	20/40	312	9/27/81
Dick Wood	25/39	312	11/10/63

MOST FIELD GOALS

Player	FG	Date
1. Jim Turner	4	10/20/69
Jim Turner	4	11/10/68
Six Tied	2	

MOST RECEPTIONS

Player	Rec	Date
1. Keyshawn Johnson	10	11/22/98
2. Five Tied, Most Recently Jerricho Cotchery	8	12/23/07

LONGEST RUSHING PLAY

Player	Yds	Date
Bill Mathis	79t	11/21/65

Keyshawn Johnson

WASHINGTON REDSKINS

1-8 Regular Season / 0-4 Home / 1-4 Away

JETS VS. REDSKINS

11/5/72	WASHINGTON	L	17-35
12/5/76	WASHINGTON	L	16-37
9/24/78	at Washington	L	3-23
10/25/87	at Washington	L	16-17
12/11/93	at Washington	W	3-0
9/29/96	at Washington	L	16-31
9/26/99	WASHINGTON	L	20-27
9/4/03	at Washington	L	13-16
11/4/07	WASHINGTON	L	20-23 (OT)

Johnny Johnson

SINGLE GAME RECORDS

MOST RUSHING YARDS

Player	Att	Yds	Date
1. Johnny Johnson	32	155	12/11/93
2. Adrian Murrell	31	134	9/29/96
3. Clark Gaines	19	109	12/5/76

MOST PASSING YARDS

Player	Cmp/Att	Yds	Date
1. Neil O'Donnell	27/40	292	9/29/96
2. Rick Mirer	17/31	227	9/26/99
3. Kellen Clemens	23/42	226	11/4/07

MOST RECEPTIONS

Player	Rec	Date
1. Al Toon	9	10/25/87
2. Keyshawn Johnson	8	9/29/96
3. Two Tied	7	

MOST RECEIVING YARDS

Player	Yds	Date
1. Al Toon	97	10/25/87
2. Jeff Graham	95	9/29/96
3. Jerricho Cotchery	90	11/4/07

MOST POINTS

Player	Pts	Date
1. Nick Lowery	10	9/29/99
Pat Leahy	10	10/25/87
3. John Hall	8	9/26/99
Mike Nugent	8	11/4/07

MOST FIELD GOALS

Player	FG	Date
1. Nick Lowery	3	9/29/99
Pat Leahy	3	10/25/87
3. Two Tied	2	

LONGEST RUSHING PLAY

Player	Yds	Date
Richard Caster	60	12/5/76

PRIME TIME/OVERTIME/THANKSGIVING

MONDAY NIGHT FOOTBALL

17-22 Overall / 10-7 Home / 7-15 Away

9/22/08	at San Diego	L	29-48	
12/25/06	at Miami	W	13-10	
12/26/05	NEW ENGLAND	L	21-31	
10/24/05	at Atlanta	L	14-27	
11/1/04	MIAMI	W	41-14	
12/1/03	TENNESSEE	W	24-17	
12/2/02	at Oakland	L	20-26	
10/1/01	SAN FRANCISCO	L	17-19	
10/23/00	MIAMI	W	40-37	OT
9/11/00	NEW ENGLAND	W	20-19	
12/27/99	at Miami	W	38-31	
11/15/99	at New England	W	24-17	
10/11/99	JACKSONVILLE	L	6-16	
10/19/98	at New England	W	24-14	
10/26/92	BUFFALO	L	20-24	
9/23/91	at Chicago	L	13-19	OT
9/24/90	BUFFALO	L	7-30	
10/9/89	LA RAIDERS	L	7-14	
10/17/88	BUFFALO	L	14-37	
12/7/87	at Miami	L	28-37	
11/9/87	SEATTLE	W	30-14	
9/21/87	NEW ENGLAND	W	43-24	
11/24/86	at Miami	L	3-45	
10/20/86	DENVER	W	22-10	
10/14/85	MIAMI	W	23-7	
11/26/84	at Miami	L	17-28	
11/21/83	at New Orleans	W	31-28	
10/3/83	at Buffalo	W	34-10	
12/6/82	at Detroit	W	28-13	
10/27/80	MIAMI	W	17-14	
11/26/79	at Seattle	L	7-30	
10/15/79	MINNESOTA	W	14-7	
10/18/76	at New England	L	7-41	
12/15/75	at San Diego	L	16-24	
10/7/74	at Miami	L	17-21	
9/17/73	at Green Bay	L	7-23	
12/11/72	at Oakland	L	16-24	
9/27/71	at St. Louis	L	10-17	
9/21/70	at Cleveland	L	21-31	

THURSDAY-SATURDAY-SUNDAY NIGHT FOOTBALL

8-16 Overall / 3-6 Home / 5-10 Away

11/13/08	at New England	W	34-31	OT Thu
11/27/05	NEW ORLEANS	L	19-21	Sun
9/4/03	at Washington	L	13-16	Thu
12/20/03	NEW ENGLAND	L	16-21	Sat
11/10/02	MIAMI	W	13-10	Sun
12/22/02	at New England	W	30-17	Sun
11/4/01	at New Orleans	W	16-9	Sun
12/23/01	at Indianapolis	W	29-28	Sun
11/12/00	at Indianapolis	L	15-23	Sun
12/11/00	at Oakland	L	7-31	Sun
09/19/99	at Buffalo	L	3-17	Sun
12/13/98	at Miami	W	21-16	Sun
09/14/97	at New England	L	24-27	OT Sun
09/29/96	at Washington	L	16-31	Sun
10/01/95	OAKLAND	L	10-47	Sun
09/25/94	CHICAGO	L	7-19	Sun
09/26/93	NEW ENGLAND	W	45-7	Sun
01/02/93	at Houston	L	0-24	Sun
10/04/92	NEW ENGLAND	W	30-21	Sun
12/20/92	at Miami	L	17-19	Sun
11/19/89	at Indianapolis	L	10-27	Sun
09/11/86	NEW ENGLAND	L	6-20	Thu
09/06/84	PITTSBURGH	L	17-23	Thu
12/16/83	at Miami	L	14-34	Fri

1-3 on Thursday Night
0-1 on Friday Night
1-0 on Saturday Night
7-11 on Sunday Night

THANKSGIVING DAY GAMES

3-3 Overall / 2-0 Home / 1-3 Away

11/22/07	at Dallas	L	3-34
11/28/85	at Detroit	L	20-31
11/23/72	at Detroit	L	20-37
11/22/62	at Denver	W	46-45*
11/23/61	BUFFALO	W	21-14*
11/24/60	DALLAS	W	41-35*

0-3 as the Jets
*3-0 as the Titans

OVERTIME GAMES

17-16-2 Overall/ 12-6-1 Home/ 5-10-1 Away

11/13/08	at New England	W	34-31	
10/19/08	at OAKLAND	L	13-16	
12/30/07	KANSAS CITY	W	13-10	
11/18/07	PITTSBURGH	W	19-16	
11/4/07	WASHINGTON	L	20-23	
9/25/05	JACKSONVILLE	L	20-26	
1/15/05	at Pittsburgh	L	17-20*	
1/08/05	at San Diego	W	20-17*	
1/02/05	at St. Louis	L	29-32	
11/09/03	at Oakland	W	27-24	
11/02/03	GIANTS	L	28-31	
9/08/02	at Buffalo	W	37-31	
10/23/00	MIAMI	W	40-37	
9/06/98	at San Francisco	L	30-36	
11/02/97	BALTIMORE	W	19-16	
9/14/97	at New England	L	24-27	
9/10/95	INDIANAPOLIS	L	24-27	
9/11/94	DENVER	W	25-22	
10/11/92	at Indianapolis	L	3-6	
12/22/91	at Miami	W	23-20	
11/03/91	GREEN BAY	W	19-16	
9/23/91	at Chicago	L	13-19	
11/20/88	at Buffalo	L	6-9	
10/02/88	KANSAS CITY	T	17-17	
10/23/87	MIAMI	W	37-31	
1/03/87	at Cleveland	L	20-23	2OT*
9/21/86	MIAMI	W	51-45	
11/24/85	NEW ENGLAND	W	16-13	
9/25/83	LA RAMS	W	27-24	
10/24/81	at Miami	T	28-28	
11/23/80	HOUSTON	W	31-28	
10/28/79	at Houston	L	24-27	
9/02/79	CLEVELAND	L	22-25	
12/10/78	at Cleveland	L	34-37	
11/10/74	at GIANTS (New Haven)	W	26-20	

* Postseason

THE FIRST THANKSGIVING - 11.24.60

When Titans' founder Harry Wismer announced the 1960 schedule, he trumpeted the Thanksgiving Day game as an annual fixture to the AFL landscape. The victory for the Titans that first Thanksgiving Day was the first of three straight for the franchise, which in becoming the Jets in 1963 gave up the traditional spot on the calendar. The Jets have only appeared three times since 1962 on Thanksgiving Day, losing to the Detroit Lions in 1972 and 1985 and, in a renewal of the original Thanksgiving rivalry, they lost to the Dallas Cowboys in 2007.

TITANS 41, TEXANS 35

(as described by the legendary Dick Young in the *New York Daily News*)

"A piping-hot Turkey Day football feast, stuffed with 76 juicy points, whetted the appetites of 14,344 late diners at the Polo Grounds, as the Titans outgorged the Dallas Texans, 41-35...Most responsible for the satisfying PG finale was Al Dorow, the hairless wower. He fired the ball 301 yards via 21 completions in 33 heaves – mostly to Don Maynard and Art Powell, the most sure-handed duo in the loop…It seemed, with the fourth period well under way, that the Titans had a breeze. Maynard's incredible pass-clutching, with defenders clinging to his thin neck, had moved New York ahead, 34-13. Then the Texans came on with a rush as big as all Alaska. They scored three TDs within a space of seven minutes – and in between their second and third scores, the Titans also put one across. That's the type of game it was."

Texans	0	10	3	22	**35**
Titans	14	14	0	13	**41**

	Texans	Titans
First Downs	18	24
Rushing Yards	189	98
Passing Yards	226	301
Att-Comp-Int	37-14-1	33-21-1
Punts-Avg.	4-35.7	5-36.1
Fumbles lost	1	1
Yards Penalized	72	31

SCORING SUMMARY

1st NY - Maynard 30 pass from Dorow (Shockley kick)
NY – Donahoo 57 fumble return (Shockley kick)

2nd DAL–Spikes 13 FG
DAL–Haynes 67 run (Spikes kick)
NY – Dorow 3 run (Shockley kick)
NY – Powell 1 pass from Dorow (Shockley kick)

3rd DAL–Spikes 11 FG

4th NY – Mathis 1 run (kick failed)
DAL–Burford 18 pass from Davidson (Spikes kick)
DAL–Haynes 20 run (Johnson pass from Enis)
NY – Bohling 2 run (Shockley kick)
DAL–Boyston 4 pass from Davidson (Spikes kick)

100-YARD RUSHING GAMES

RUSHING

Player	Date	Tm	Att	Yds	Avg	Lg	TD
Curtis Martin	12/3/00	IND	30	203	6.8	55	1
Freeman McNeil*	1/9/83	CIN	21	202	9.6	35	1
Adrian Murrell	10/27/96	ARI	31	199	6.4	78	1
Curtis Martin	9/12/04	CIN	29	196	6.8	24t	1
Freeman McNeil	9/15/85	BUF	18	192	10.7	69	2
Freeman McNeil	11/15/87	KC	26	184	7.1	30t	0
Matt Snell	10/17/64	HOU	31	180	5.8	38	0
Curtis Martin	12/14/03	PIT	30	174	5.8	56	0
Freeman McNeil	10/14/85	MIA	28	173	6.2	20	0
John Riggins	10/15/72	NE	32	168	5.3	12	1
Matt Snell	10/10/64	OAK	26	168	6.5	42	2
Emerson Boozer	12/9/73	PHI	21	160	7.6	52	1
Thomas Jones	10/19/08	OAK	24	159	6.6	31	0
Curtis Martin	10/28/01	CAR	27	159	5.9	36	0
Curtis Martin	1/2/00	SEA	34	158	4.6	50	1



Emerson Boozer

Player	Date	Tm	Att	Yds	Avg	Lg	TD
Adrian Murrell	9/28/97	CIN	40	156	3.9	13	1
Johnny Johnson	12/11/93	WAS	32	155	4.8	25	0
Freeman McNeil	10/2/88	KC	22	154	7	28	0
Curtis Martin	1/2/05	STL	28	153	5.5	20	0
John Riggins	12/7/75	NE	20	152	7.6	42	2
Freeman McNeil	10/27/85	SEA	22	151	6.9	30	0
Freeman McNeil	9/16/84	CIN	26	150	5.8	33t	2
Emerson Boozer	10/15/72	NE	18	150	8.3	37t	3
Thomas Jones	11/9/08	STL	26	149	5.7	20	3
Freeman McNeil	11/3/85	IND	26	149	5.7	20	1
Curtis Martin	11/15/99	NE	31	149	4.8	36t	1
Curtis Martin	10/16/05	BUF	18	148	8.2	49	1
John Riggins	9/28/75	KC	27	145	5.4	20	2
Curtis Martin	9/20/98	IND	23	144	6.3	17	0
Johnny Hector	10/12/86	NE	40	143	3.6	16	3
Curtis Martin	10/15/00	NE	34	143	4.2	22	3
Johnny Johnson	11/14/93	IND	21	141	6.7	57t	1
Freeman McNeil	9/11/83	SEA	22	140	6.4	19	0
Thomas Jones	11/30/08	DEN	16	138	8.6	59t	2
Freeman McNeil	12/13/86	PIT	23	137	6	30	0
Kevin Long	10/15/78	BAL	26	136	5.2	27	1
Curtis Martin	10/7/01	BUF	26	135	5.2	17	2
Matt Snell	11/21/65	HOU	19	135	7.1	44	0
Carl Garrett	9/28/75	KC	16	135	8.4	40	1
Freeman McNeil*	12/28/86	KC	31	135	4.4	24	1
Curtis Martin	12/5/04	HOU	23	134	5.8	22	1
Curtis Martin	11/15/98	IND	28	134	4.8	11	0
Curtis Martin	12/19/04	SEA	24	134	5.6	20	2
Adrian Murrell	9/29/96	WAS	31	134	4.3	25	1
Freeman McNeil	11/4/84	MIA	20	132	6.6	52	1
Johnny Hector	12/22/91	MIA	13	132	10.2	47	0
John Riggins	10/14/73	NE	28	132	4.7	14	0

Player	Date	Tm	Att	Yds	Avg	Lg	TD
Curtis Martin	11/7/99	ARI	38	131	3.4	17	0
Adrian Murrell	8/31/97	SEA	24	131	5.5	15	0
Thomas Jones	10/14/07	PHI	24	130	5.4	36	0
Emerson Boozer	10/12/69	CIN	15	129	8.6	38	0
Leon Washington	10/22/06	DET	20	129	6.5	23	2
Curtis Martin	10/17/99	IND	23	128	5.6	28	0
Adrian Murrell	11/10/96	NE	31	128	4.1	26	2
Curtis Martin	12/15/02	CHI	21	127	6	35	0
Bill Mathis	11/11/61	OAK	20	127	6.4	30	0
Johnny Johnson	9/25/94	CHI	12	126	10.5	90	1
Bill Mathis	11/21/65	HOU	14	126	9	79t	1
John Riggins	9/17/72	BUF	26	125	4.8	16t	1
Blair Thomas	9/23/91	CHI	27	125	4.6	17	0
Clark Gaines	11/4/79	GB	16	125	7.8	52	0
Matt Snell	12/17/66	BOS	22	124	5.6	25t	1
Matt Snell	9/29/68	BUF	12	124	10.3	60	0
Curtis Martin*	1/10/99	JAX	36	124	3.4	15	2
Freeman McNeil	11/21/82	BAL	22	123	5.6	34	1
Curtis Martin	12/30/01	BUF	20	123	6.2	47	0
Curtis Martin	10/24/99	OAK	26	123	4.7	23	0
Curtis Martin	11/22/98	TEN	27	123	4.6	31t	1
Curtis Martin	12/23/01	IND	23	122	5.3	29	0
Johnny Johnson	10/16/94	NE	21	122	5.8	16	0
Matt Snell*	1/12/69	BAL	30	121	4	12	1
Cliff McClain	11/23/72	DET	10	121	12.1	30	0
Curtis Martin	11/24/02	BUF	21	120	5.7	17	1
Curtis Martin	10/14/01	MIA	22	120	5.5	27t	1
Freeman McNeil	9/4/83	SD	23	120	5.2	17	1
Curtis Martin	11/14/04	BAL	28	119	4.3	21	2
Ed Marinaro	10/10/76	BUF	31	119	3.8	12	1
Clark Gaines	10/31/76	BUF	24	119	5	13	0
Curtis Martin	10/6/02	KC	21	119	5.7	35	1
Curtis Martin	9/19/04	SD	32	119	3.7	12	2
Bruce Harper	10/3/83	BUF	9	118	13.1	46	0
Emerson Boozer	12/17/66	BOS	23	117	5.1	54	1
Thomas Jones	11/18/07	PIT	30	117	3.9	26	0
Johnny Hector	10/5/86	BUF	18	117	6.5	41	0
George Nock	11/29/70	MIN	32	117	3.7	15t	1
Tom Newton	12/14/80	NO	23	117	5.1	13	0
Emerson Boozer	10/17/71	BUF	31	116	3.7	15	1
John Riggins	9/15/74	KC	22	116	5.3	29	0
Freeman McNeil	9/12/82	MIA	13	116	8.9	48	0
Freeman McNeil	11/26/84	MIA	24	116	4.8	39	0
Adrian Murrell	11/26/95	SEA	24	116	4.8	21	1
Freeman McNeil	9/29/85	IND	25	115	4.6	18	0
Curtis Martin	11/1/04	MIA	19	115	6.1	25t	1
LaMont Jordan	11/1/04	MIA	14	115	8.2	25t	1
Emerson Boozer	12/6/70	OAK	26	115	4.4	27	0
Johnny Hector	11/28/85	DET	23	114	5	16	0
Emerson Boozer	12/13/70	MIA	18	114	6.3	21	0
Curtis Martin	12/19/99	DAL	26	113	4.3	20	0
Curtis Martin	11/11/01	KC	20	113	5.7	25t	3
Freeman McNeil	9/23/84	BUF	24	112	4.7	25	0
Curtis Martin	11/17/02	DET	22	112	5.1	25	0
Freeman McNeil	9/2/84	IND	29	112	3.9	10	0
Ed Marinaro	10/3/76	SF	21	111	5.3	17	1
Curtis Martin	10/17/04	SF	25	111	4.4	14	2
Thomas Jones	9/23/07	MIA	25	110	4.4	12	0
Curtis Martin	11/29/98	CAR	21	110	5.2	60t	2
Curtis Martin	9/3/00	GB	30	110	3.7	23	1
Curtis Martin	10/3/04	MIA	24	110	4.6	13	1
Freeman McNeil	10/28/84	NE	17	110	6.5	53	0
Adrian Murrell	9/14/97	NE	18	110	6.1	21	0
Curtis Martin	10/26/03	PHI	20	110	5.5	21	0
Bill Mathis	10/1/61	BOS	19	109	5.7	12	0
Matt Snell	10/26/69	BOS	23	109	4.7	12t	1
Clark Gaines	12/5/76	WAS	19	109	5.7	17	1
John Riggins	11/2/75	BUF	24	108	4.5	11	0
Matt Snell	9/21/70	CLE	16	108	6.8	19	0
Curtis Martin	10/4/98	MIA	36	108	3	15	1
Curtis Martin	11/2/03	NYG	28	108	3.9	15	0
John Riggins	12/15/74	BAL	21	107	5.1	20	2
Kevin Long	12/3/78	BAL	19	107	5.6	16	0

Player	Date	Tm	Att	Yds	Avg	Lg	TD
Freeman McNeil	10/7/84	KC	19	107	5.6	16	0
Freeman McNeil	11/10/85	MIA	26	107	4.1	13	0
Curtis Martin	10/19/98	NE	28	107	3.8	14	0
Scott Dierking	11/27/77	PIT	23	107	4.7	21	0
LaMont Jordan	11/3/02	SD	13	107	8.2	61t	1
Thomas Jones	12/9/07	CLE	24	106	4.4	17	0
Matt Snell	9/14/69	BUF	26	106	4.1	34	1
Freeman McNeil	12/21/86	CIN	17	106	6.2	16	2
Emerson Boozer	12/17/72	CLE	22	106	4.8	15	1
Freeman McNeil	9/19/82	NE	19	106	5.6	29	1
Curtis Martin	9/23/01	NE	24	106	4.4	15	1
Curtis Martin	12/22/02	NE	26	106	4.1	9	0
Dick Christy	9/9/62	OAK	10	106	10.6	47	0
Curtis Martin*	1/12/02	OAK	16	106	6.6	22	0
Johnny Hector	12/3/89	SD	20	106	5.3	21	0
John Riggins	11/23/72	DET	24	105	4.4	16	1
Cedric Houston	12/3/06	GB	22	105	4.8	31	2
Curtis Martin	11/16/03	IND	13	105	8.1	28	0
Freeman McNeil*	1/15/83	LAA	23	105	4.6	26	0
Thomas Jones	11/13/08	NE	30	104	3.5	13	1
Freeman McNeil	11/16/86	IND	18	104	5.8	40	0
Johnny Hector	12/13/87	NE	22	104	4.7	15	1
Freeman McNeil	11/22/87	BUF	20	103	5.2	16	0

Player	Date	Tm	Att	Yds	Avg	Lg	TD
Adrian Murrell	11/24/96	BUF	19	103	5.4	14	0
Matt Snell	12/20/64	KC	16	103	6.4	23	1
Brad Baxter	11/1/92	MIA	20	103	5.2	28	0
Clark Gaines	12/4/77	NO	22	103	4.7	19	0
Clark Gaines	11/14/76	TB	27	103	3.8	14t	1
Clark Gaines	10/24/76	BAL	12	102	8.5	33	0
Freeman McNeil	12/4/83	BAL	24	102	4.3	10	0
Matt Snell	9/12/65	HOU	16	102	6.4	26	1
LaMont Jordan*	1/4/03	IND	20	102	5.1	13	2
Curtis Martin	12/27/98	NE	29	102	3.5	17	0
Adrian Murrell	10/6/96	OAK	20	102	5.1	42	0
Matt Snell	12/11/66	SD	18	102	5.7	22	1
Thomas Jones	9/7/08	MIA	22	101	4.6	14	1
Curtis Martin	10/25/98	ATL	25	101	4	13	1
Leon Washington	10/8/06	JAX	23	101	4.4	19	0
Bob Burns	11/10/74	NYG	21	101	4.8	12	0
Kevin Long	10/12/80	ATL	25	100	4	9	1
Mark Smolinski	9/8/63	BOS	8	100	12.5	56	0
Freeman McNeil	12/10/88	IND	23	100	4.3	13	1
John Riggins	10/13/74	NE	16	100	6.3	34	0
Blair Thomas	9/30/90	NE	20	100	5	21	0

* - Playoff Game

100-YARD RUSHING GAMES (OPPONENTS)

RUSHING

Player	Date	Tm	Att	Yds	Avg	Lg	TD
Cookie Gilchrist	12/8/63	BUF	36	243	6.8	32	5
Billy Cannon	12/10/61	HOU	25	216	8.6	61	0
Thurman Thomas	9/24/90	BUF	18	214	11.9	60	0
Tony Collins	9/18/83	NE	23	212	9.2	39t	3
O.J. Simpson	12/16/73	BUF	34	200	5.9	30	1
Clem Daniels	10/20/63	OAK	27	200	7.4	74t	2
Curtis Martin	9/14/97	NE	40	199	5.0	33	1
Norm Bulaich	9/19/71	BAL	22	198	9.0	67t	1
Clinton Portis	11/4/07	WAS	36	196	5.4	32	1
Trung Canidate	10/21/01	STL	23	195	8.5	44t	2
Mike Garrett	11/5/67	KC	23	192	8.3	28	1
Eric Dickerson	9/25/83	LAN	28	192	6.9	85t	2
Barry Foster	9/13/92	PIT	33	190	5.8	54t	2
Brad Hubbert	12/24/67	SD	15	189	12.6	80t	2
Garrison Hearst	9/6/98	SF	20	187	9.4	96t	2
Barry Sanders	12/21/97	DET	23	184	8.0	53	1
Sid Blanks	12/13/64	HOU	21	179	8.5	91t	3
O.J. Simpson	9/21/75	BUF	32	173	5.4	20	2
Travis Henry	12/7/03	BUF	32	169	5.3	16	1
Terrell Davis*	1/17/99	DEN	32	167	5.2	31t	1
O.J. Simpson	10/31/76	BUF	29	166	5.7	40	0
Curtis Martin	11/5/95	NE	35	166	4.7	49	2
James Stewart	12/17/00	DET	37	164	4.4	30	0
Paul Lowe	10/13/63	SD	16	161	10.1	40	1
Chuck Banks	10/11/87	IND	25	159	6.4	35	0
Marion Butts	12/2/90	SD	26	159	6.1	52	2
Charlie Garner*	1/12/02	OAK	15	158	10.5	80t	1
Abner Haynes	11/24/60	DAL (AFL)	11	157	14.3	67	2
Lydell Mitchell	10/20/74	BAL	40	156	3.9	12	1
Warrick Dunn	10/24/05	ATL	24	155	6.5	65	0
Lamar Smith	10/23/00	MIA	23	155	6.7	68t	2
Priest Holmes	10/6/02	KC	23	152	6.6	27	1
Elvis Peacock	11/30/80	LAN	19	152	8.0	36	0
Abdul-Karim al-Jabbar	12/22/96	MIA	30	152	5.1	17t	1
Ricky Williams	9/22/02	MIA	24	151	6.3	53t	1
Willis McGahee	9/24/06	BUF	26	150	5.8	32	0
Travis Henry	9/8/02	BUF	31	149	4.8	14	3
Lorenzo Hampton	11/24/86	MIA	19	148	7.8	54t	2
Curtis Martin	12/10/95	NE	31	148	4.8	32	2
Leonard Russell	11/28/93	NE	27	147	5.4	18	0
Albert Bentley	11/1/87	IND	29	145	5.0	17	0
Cookie Gilchrist	12/8/62	BUF	17	143	8.4	42	0
Willis McGahee	10/16/05	BUF	29	143	4.9	23	1
Mark van Eeghen	10/23/77	OAK	36	143	4.0	19	1
Thurman Thomas	10/26/92	BUF	21	142	6.8	36	0
Fred Taylor	9/29/02	JAX	21	142	6.8	25	1
Don Woods	12/1/74	SD	25	142	5.7	23	1

Johnny Hector

Eddie George	12/1/96	HOU	28	141	5.0	35t	2
Ickey Woods	10/9/88	CIN	30	139	4.6	21	2
Lawrence McCutcheon	10/27/74	LAN	23	139	6.0	23t	2
Greg Pruitt	12/10/78	CLE	21	138	6.6	26	0
Larry Moriarty	11/18/84	HOU	23	138	6.0	51t	1
Larry Csonka	10/24/71	MIA	20	137	6.9	21	2
Joe Aska	10/6/96	OAK	21	136	6.5	30t	1
Edgerrin James	9/9/01	IND	28	135	4.8	29t	2
Thurman Thomas	10/8/95	BUF	27	133	4.9	26	1
Marshall Faulk	12/7/97	IND	23	133	5.8	22	1
Willis McGahee	11/7/04	BUF	37	132	3.6	15	1
Joe Morris	12/27/87	NYG	26	132	5.1	24	0
Eric Dickerson	11/19/89	IND	31	131	4.2	19	1
Edgerrin James	11/12/00	IND	31	131	4.2	20	1
Kenny Watson	10/21/07	CIN	31	130	4.2	12	3
Bam Morris	11/2/97	BAL	31	130	4.2	25	0
Domanick Williams	10/19/03	HOU	27	129	4.8	16	0
Ken Willard	11/28/71	SF	15	129	8.6	49	0
Peyton Hillis	11/30/08	DEN	22	129	5.9	19	1
Curt Warner	9/11/83	SEA	25	128	5.1	31	2
Troy Hambrick	9/28/03	DAL	24	127	5.3	31t	1
Barry Sanders	12/10/94	DET	23	127	5.5	29	0
Edgerrin James	11/16/03	IND	36	127	3.5	16	3
Ronnie Brown	10/15/06	MIA	22	127	5.8	26	1
Marshawn Lynch	12/14/08	BUF	21	127	6.0	35	0
Dominic Rhodes	12/23/01	IND	17	126	7.4	46t	1
Napoleon Kaufman	9/21/97	OAK	27	126	4.7	24	0
Paul Lowe	12/11/66	SD	14	126	9.0	57	2

Player	Date	Tm	Att	Yds	Avg	Lg	TD
Willis McGahee	12/10/06	BUF	16	125	7.8	57t	1
Reuben Droughns	10/29/06	CLE	33	125	3.8	11	1
Ricky Williams	9/14/03	MIA	34	125	3.7	22	1
Vic Washington	11/28/71	SF	27	125	4.6	20	1
Thurman Thomas	12/1/91	BUF	23	124	5.4	21	0
Greg Pruitt	9/12/76	CLE	17	124	7.3	60	0
Abdul-Karim al-Jabbar	9/15/96	MIA	23	124	5.4	29	2
Curtis Dickey	12/4/83	BAL	18	123	6.8	56	0
O.J. Simpson	9/30/73	BUF	24	123	5.1	18	0
Altie Taylor	11/23/72	DET	15	123	8.2	38t	1
O.J. Simpson	10/9/77	BUF	23	122	5.3	39	0
James Allen	11/26/00	CHI	25	122	4.9	17	0
Thomas Jones	11/19/06	CHI	23	121	5.3	19	0
Tony Dorsett	12/17/78	DAL	29	121	4.2	13	1
Jim Kiick	10/24/71	MIA	17	121	7.1	24	0
Antowain Smith	12/20/03	NE	18	121	6.7	30	0
Marion Butts	10/14/90	SD	26	121	4.7	20	2
David Sims	09/17/78	SEA	23	121	5.3	25	3
Brian Westbrook	10/14/07	PHI	20	120	6.0	22	0
Craig Heyward	9/24/95	ATL	19	120	6.3	22	0
Abner Haynes	11/29/64	KC	11	120	10.9	80t	2
Troy Stradford	12/7/87	MIA	30	120	4.0	21	3
Bernie Parmalee	10/22/95	MIA	24	120	5.0	25	0
Fred Taylor	11/23/03	JAX	32	119	3.7	13	0
Delvin Williams	9/3/78	MIA	11	119	10.8	58t	1
Jamal Lewis	12/9/07	CLE	21	118	5.6	31t	1
Marv Hubbard	12/11/72	OAK	28	118	4.2	9	0
O.J. Simpson	9/29/74	BUF	31	117	3.8	11	0
Thurman Thomas	10/24/93	BUF	27	117	4.3	18	0
Joe Dawkins	10/28/73	DEN	30	117	3.9	16	0
Eric Dickerson	12/16/90	IND	28	117	4.2	15	2
Tom Matte*	1/12/69	BAL	11	116	10.5	58	0
Thurman Thomas	12/6/92	BUF	18	116	6.4	39	0
Maurice Morris	12/21/08	SEA	29	116	4.0	13	0
Terrell Davis	11/5/00	DEN	33	115	3.5	13	1
Corey Dillon	10/24/04	NE	22	115	5.2	44	0
Cookie Gilchrist	12/14/63	BUF	31	114	3.7	12	1
Barry Sanders	12/8/91	DET	20	114	5.7	51t	2
Dave Smith	10/14/62	HOU	20	114	5.7	41	0
Mercury Morris	10/19/75	MIA	16	114	7.1	49	1
John Riggins	9/24/78	WAS	21	114	5.4	16	0
Antowain Smith	9/19/99	BUF	30	113	3.8	12	1
Travis Henry	10/7/01	BUF	19	113	5.9	19	0
Willis McGahee	1/1/06	BUF	22	113	5.1	17	0



Matt Snell

Player	Date	Tm	Att	Yds	Avg	Lg	TD
Mike Anderson	11/20/05	DEN	26	113	4.3	15	3
Sam Cunningham	11/17/74	NE	21	113	5.4	40	0
Hokie Gajan	11/21/83	NO	11	113	10.3	58	0
Ronnie Brown	9/23/07	MIA	23	112	4.9	13	2
Don McCauley	10/22/72	BAL	26	112	4.3	14	0
Duane Thomas	12/4/71	DAL	14	112	8.0	31	1
Leonard Russell	12/15/91	NE	26	112	4.3	15	0
Edgerrin James	10/17/99	IND	26	111	4.3	18	0
Fred Taylor	10/8/06	JAX	21	111	5.3	14	1
Carl Garrett	10/10/71	NE	15	111	7.4	24	0
Joe Montgomery	12/5/99	NYG	38	111	2.9	13	1
Rickey Young	12/15/75	SD	21	111	5.3	22	1
Emmitt Smith	12/19/99	DAL	19	110	5.8	22	0
Marshall Faulk	10/30/94	IND	24	110	4.6	31	2
Larry Johnson	9/11/05	KC	9	110	12.2	35t	2
Ronnie Brown	12/25/06	MIA	18	110	6.1	17	0
Don Calhoun	12/7/75	NE	15	110	7.3	38t	1
Jon Vaughn	11/22/92	NE	20	110	5.5	24	1
Clem Daniels	12/12/65	OAK	23	110	4.8	30t	1
Paul Lowe	11/5/61	SD	9	110	12.2	67	0
Paul Lowe	10/23/65	SD	16	110	6.9	59t	2
Fred Ford	12/18/60	LA(AFL)	7	109	15.6	53t	1
Don Calhoun	11/21/76	NE	22	109	5.0	12	0
Jim Braxton	12/16/73	BUF	24	108	4.5	18	2
Robert Newhouse	12/21/75	DAL	19	108	5.7	16	1
Billy Joe	11/15/64	DEN	16	108	6.8	51	1
Craig James	11/24/85	NE	14	108	7.7	57	0
Shawn Bryson	12/30/01	BUF	28	107	3.8	15	0
Abner Haynes	12/17/61	DAL(AFL)	19	107	5.6	34	0
Abner Haynes	11/11/62	DAL(AFL)	24	107	4.5	21	0
Charles Tolar	12/15/62	HOU	29	107	3.7	17	1
Eric Dickerson	11/30/86	LAN	31	107	3.5	27	1
Mercury Morris	11/19/72	MIA	23	107	4.7	20	2
Larry Csonka	11/4/73	MIA	19	107	5.6	16	0
Chuck Muncie	12/4/77	NO	20	107	5.4	24	1
Jerome Bettis	10/8/00	PIT	25	107	4.3	12t	1
LaDainian Tomlinson	11/6/05	SD	25	107	4.3	16	3
Jim Kiick	11/2/69	MIA	15	106	7.1	27	0
Richard Christy	11/11/60	BOS	11	105	9.5	46	1
Billy Joe	11/17/63	DEN	20	105	5.3	36	0
Benny Malone	10/16/77	MIA	22	105	4.8	15	1
Laurence Maroney	12/16/07	NE	26	104	4.0	11	1
Thurman Thomas	11/30/97	BUF	18	104	5.8	18	0
Floyd Little	9/21/69	DEN	15	104	6.9	42	1
Robert Edwards	10/19/98	NE	22	104	4.7	14	1
Theotis Brown	10/25/81	SEA	14	104	7.4	43	0
John Riggins	12/5/76	WAS	19	104	5.5	14	1
Clemon Daniels	10/23/66	OAK	15	104	6.9	44	0
Lendale White	12/23/07	TEN	23	103	4.5	14	0
Marion Barber III	11/22/07	DAL	18	103	5.7	20	1
Robb Riddick	11/20/88	BUF	18	103	5.7	15	0
Clinton Portis	12/8/02	DEN	24	103	4.3	10	0
Billy Cannon	12/15/62	HOU	9	103	11.4	64t	1
Andra Franklin	9/12/82	MIA	28	103	3.7	2	2
Karim Abdul-Jabbar	11/9/97	MIA	25	103	4.1	13	2
Steve Grogan	10/18/76	NE	7	103	14.7	41t	1
Wilbert Montgomery	12/18/77	PHI	22	103	4.7	27t	2
Franco Harris	12/10/83	PIT	26	103	4.0	19	0
James Wilder	12/16/84	TB	31	103	3.3	11	2
Curtis McClinton	11/11/62	DAL(AFL)	19	102	5.4	24	0
Ahman Green	12/3/06	GB	14	102	7.3	35	0
Warren McVea	11/16/69	KC	15	102	6.8	22	1
Larry Csonka	10/8/72	MIA	18	102	5.7	15	0
Franco Harris	10/21/73	PIT	25	102	4.1	19	1
Earnest Byner	12/22/85	CLE	15	101	6.7	27	0
Clemon Daniels	9/9/62	OAK	10	101	10.1	50	0
Earnest Jackson	12/13/86	PIT	23	101	4.4	13	0
Jerome Bettis*	1/15/05	PIT	27	101	3.7	13	1
Terry Allen	9/29/96	WAS	20	101	5.1	30	2
Brandon Jacobs	10/7/07	NYG	20	100	5.0	19t	1
Correll Buckhalter	10/26/03	PHI	15	100	6.7	21	2
Terry Kirby	9/18/94	MIA	15	100	6.7	30	1
Russell Davis	9/20/81	PIT	13	100	7.7	25	1

* - Playoff Game

100-YARD RECEIVING GAMES

RECEIVING

Player	Date	Tm	Att	Yds	Avg	Lg	TD
Don Maynard	11/17/68	OAK	10	228	22.8	50t	1
Don Maynard	10/20/69	HOU	7	212	30.3	57t	2
Robert (Bake) Turner	11/10/63	HOU	8	210	26.3	48t	1
Rich Caster	09/24/72	BAL	6	204	34.0	80t	3
Don Maynard	09/15/68	KC	8	203	25.4	57t	2
Eddie Bell	09/24/72	BAL	7	197	28.1	65t	1



Eddie Bell

Al Toon	11/02/86	SEA	9	195	21.7	50t	2
Wesley Walker	09/21/86	MIA	6	194	32.3	36	4
Keyshawn Johnson	09/12/99	NE	8	194	24.3	65	1
George Sauer	10/13/68	DEN	9	191	21.2	32	0
Jeff Graham	11/17/96	IND	9	189	21.0	52t	3
Al Toon	11/27/88	MIA	14	181	12.9	29	0
Don Maynard	12/19/65	BUF	9	180	20.0	40	2
Don Maynard	11/24/60	DAL(AFL)	10	179	17.9	45t	1
Art Powell	12/11/60	OAK	10	179	17.9	72t	2
Wesley Walker	10/23/77	OAK	4	178	44.5	87t	1
Wesley Walker	09/16/79	DET	6	177	29.5	47	0
Rob Moore	09/30/90	NE	9	175	19.4	69t	1
Art Powell	09/09/62	OAK	5	175	35.0	80t	1
Don Maynard	10/09/60	HOU	11	174	15.8	22	1
George Sauer	09/21/70	CLE	10	172	17.2	40	1
George Sauer	11/12/67	BUF	6	170	28.3	49	1
Wesley Walker*	01/15/83	LAA	7	169	24.1	45	1
Wesley Walker	11/24/85	NE	6	168	28.0	88t	1
Al Toon	12/20/87	PHI	10	168	16.8	51t	1
Don Maynard	11/24/68	SD	6	166	27.7	87t	1
Robert (Bake) Turner	11/08/64	BUF	5	165	33.0	71t	1
Don Maynard	11/19/67	BOS	5	164	32.8	75t	1
Wesley Walker	12/06/82	DET	5	164	32.8	56t	3
Art Powell	10/06/62	BOS	11	162	14.7	73	1
Wayne Chrebet	10/13/96	JAX	12	162	13.5	32	1
Wesley Walker	11/02/86	SEA	6	161	26.8	83t	1
Art Powell	10/22/61	DEN	12	160	13.3	33	0
Don Maynard	12/01/68	MIA	7	160	22.9	54t	3
Clark Gaines	09/21/80	SF	17	160	9.4	15	0
Don Maynard	10/28/63	DEN	5	159	31.8	56t	3
Al Toon	09/24/89	MIA	10	159	15.9	37t	1
Don Maynard	12/17/67	OAK	12	159	13.3	38	2
Laveranues Coles	12/02/02	OAK	10	158	15.8	27	0
Santana Moss	11/07/04	BUF	6	157	26.2	51t	1
Don Maynard	10/15/67	HOU	10	157	15.7	30t	1
Robert (Bake) Turner	12/15/68	MIA	7	157	22.4	71	0
Don Maynard	10/28/62	SD	6	157	26.2	63t	2
Don Maynard	10/23/60	HOU	7	156	22.3	65t	1
Don Maynard	09/18/66	HOU	7	156	22.3	55t	2
Al Toon	11/10/85	MIA	10	156	15.6	44	0
Wesley Walker	10/15/78	BAL	5	154	30.8	77t	1
Laveranues Coles	09/10/06	TEN	8	153	19.1	41	0
Mickey Shuler	10/02/88	KC	12	152	12.7	24	0
Eddie Bell	10/18/70	BAL	12	151	12.6	26	1

Player	Date	Tm	Att	Yds	Avg	Lg	TD
Don Maynard	10/16/65	OAK	6	149	24.8	56t	1
Don Maynard	10/18/70	BAL	9	148	16.4	45	0
Dedric Ward	12/24/00	BAL	8	147	18.4	37t	1
Rob Moore	09/11/94	DEN	9	147	16.3	38	1
George Sauer	12/17/67	OAK	7	146	20.9	42	1
Santana Moss	11/09/03	OAK	6	146	24.3	65t	1
Johnny Mitchell	10/03/93	PHI	7	146	20.9	65t	3
Lam Jones	12/10/83	PIT	7	146	20.9	36	1
Wesley Walker*	01/09/83	CIN	8	145	18.1	49	1
Dick Christy	12/03/61	DAL(AFL)	6	145	24.2	68	0
Keyshawn Johnson	12/12/99	MIA	11	144	13.1	27	2
Laveranues Coles	12/17/06	MIN	12	144	12.0	21t	1
Robert (Bake) Turner	10/31/64	BOS	11	143	13.0	36t	1
George Sauer	11/20/66	MIA	7	142	20.3	35	0
Santana Moss	09/14/03	MIA	5	142	28.4	61	1
Wesley Walker	11/01/81	NYG	6	142	23.7	39t	1
Don Maynard	09/24/67	DEN	4	141	35.3	53	0
Pete Lammons	09/24/67	DEN	8	141	17.6	61	0
Don Maynard	12/24/67	SD	8	141	17.6	37t	3
Don Maynard	10/13/68	DEN	7	140	20.0	60	0
Rob Moore	09/05/93	DEN	9	140	15.6	43	1
Wayne Chrebet	11/12/00	IND	8	140	17.5	50	0
Wesley Walker	10/20/85	NE	6	140	23.3	53	0
Richie Anderson	12/24/00	BAL	11	139	12.6	38	1
George Sauer	10/22/67	MIA	6	139	23.2	61	1
Rich Caster	10/04/70	BUF	4	138	34.5	72t	1
Don Maynard	11/23/69	CIN	8	137	17.1	30	0
Don Maynard	11/16/69	KC	9	137	15.2	29	1
Rich Caster	12/01/74	SD	7	137	19.6	44	0
Jeff Graham	09/15/96	MIA	5	136	27.2	78t	1
Bill Mathis	11/5/67	KC	9	135	15.0	30	1
Wesley Walker	09/25/83	LAN	8	135	16.9	37t	2
George Sauer	11/13/66	BUF	5	134	26.8	51	0
Art Powell	10/02/60	DAL(AFL)	7	134	19.1	49	1
George Sauer*	01/12/69	BAL	8	133	16.6	39	0
Wesley Walker	11/05/78	DEN	4	133	33.3	75t	1
Al Toon	11/17/85	TB	6	133	22.2	78t	1
Don Maynard	10/29/67	BOS	5	132	26.4	50	0
Laveranues Coles	10/29/00	BUF	5	131	26.2	63	0
Rich Caster	11/18/73	CIN	9	131	14.6	37	1
Don Maynard	12/11/72	OAK	7	131	18.7	26	0
Don Maynard	12/17/66	BOS	6	129	21.5	30	2
Wesley Walker	12/08/85	BUF	4	129	32.3	76t	1
Wesley Walker	09/18/88	HOU	6	129	21.5	50t	3
Wesley Walker	09/23/84	BUF	7	128	18.3	44t	3
George Sauer	11/10/68	HOU	4	128	32.0	43	0
Wesley Walker	09/27/81	HOU	8	128	16.0	40t	2
Bill Mathis	12/03/66	OAK	4	128	32.0	70t	1
Al Toon	11/17/91	NE	9	127	14.1	29	0
Mickey Shuler	12/02/84	NYG	11	127	11.5	20	0
Laveranues Coles	12/08/02	DEN	6	126	21.0	34	1
Wesley Walker	11/26/78	MIA	6	126	21.0	42	1
Rich Caster	11/28/71	SF	5	126	25.2	57t	2
Keyshawn Johnson	09/06/98	SF	9	126	14.0	41t	2
Art Powell	09/17/61	BUF	8	125	15.6	48	1
Wayne Chrebet	09/06/98	SF	6	125	20.8	48	1
Jeff Graham	11/24/96	BUF	7	124	17.7	47	1
Chris Baker	09/11/05	KC	7	124	17.7	33	1
Rob Moore	09/12/93	MIA	6	124	20.7	51	0
Rob Moore	11/27/94	MIA	7	124	17.7	35	0
George Sauer	11/24/68	SD	5	124	24.8	38	0
Art Powell	10/28/60	OAK	6	123	20.5	76t	1
Laveranues Coles*	01/12/02	OAK	8	123	15.4	29	0
Pete Lammons	12/11/66	SD	3	123	41.0	60	1
Don Maynard	11/14/65	BOS	6	122	20.3	44	2
Art Powell	12/04/60	DEN	6	122	20.3	35	3
Art Powell	12/10/61	HOU	7	122	17.4	48	1
Don Maynard	11/28/65	BOS	5	121	24.2	40	0
Wayne Chrebet*	01/17/99	DEN	8	121	15.1	28	0
Keyshawn Johnson*	01/10/99	JAX	9	121	13.4	23	1
George Sauer	11/27/66	KC	6	121	20.2	43	1
Don Maynard	10/01/67	MIA	4	121	30.3	62	0
Don Maynard	11/02/69	MIA	4	121	30.3	42t	2

Player	Date	Tm	Att	Yds	Avg	Lg	TD
Jerricho Cotchery	09/17/06	NE	6	121	20.2	71t	1
Santana Moss	11/02/03	NYG	10	121	12.1	25t	3
Robert (Bake) Turner	12/13/64	HOU	5	120	24.0	66t	1
George Sauer	10/01/67	MIA	10	120	12.0	23	0
Johnny Mitchell	11/20/94	MIN	11	120	10.9	32	0
Robert (Bake) Turner	12/12/65	OAK	5	120	24.0	62	1
Al Toon	09/07/86	BUF	6	119	19.8	46t	1
Al Toon	10/28/90	HOU	7	119	17.0	42	1
Robert (Bake) Turner	11/28/65	BOS	7	118	16.9	50t	1
Don Maynard	09/14/69	BUF	3	118	39.3	60t	1
Al Toon	09/09/90	CIN	8	118	14.8	46t	2
Wayne Chrebet	12/23/01	IND	8	118	14.8	24	0
Don Maynard*	12/29/68	OAK	6	118	19.7	52	1
George Sauer	12/24/67	SD	6	118	19.7	37t	1
George Sauer	09/28/69	SD	9	118	13.1	25	2
David Knight	12/15/74	BAL	7	117	16.7	34	0
Don Maynard	10/06/62	BOS	5	117	23.4	86	1
Lowe Renn	11/23/61	BUF	4	117	29.3	67	1
Rich Caster	10/07/74	MIA	3	117	39.0	89t	1
Don Maynard	09/11/60	BUF	4	116	29.0	56	0

Don Maynard

Player	Date	Tm	Att	Yds	Avg	Lg	TD
Mickey Shuler*	12/27/81	BUF	6	116	19.3	30t	1
Justin McCareins	10/16/05	BUF	5	116	23.2	29	0
Laveranues Coles	10/06/02	KC	8	116	14.5	21	0
Wesley Walker	09/11/83	SEA	3	116	38.7	48t	1
Rich Caster	10/26/75	BAL	3	115	38.3	91	0
George Sauer	10/30/66	BUF	7	114	16.3	29	0
Don Maynard	09/29/68	BUF	3	114	38.0	55t	1
Don Maynard	12/19/71	CIN	3	114	38.0	74t	1
Laveranues Coles	11/17/02	DET	7	114	16.3	31	0
Keyshawn Johnson	12/06/98	SEA	9	114	12.7	20	1
Don Maynard	11/30/62	BOS	8	113	14.1	39	1
George Sauer	09/29/68	BUF	7	113	16.1	26	2
Don Maynard	10/03/64	SD	4	113	28.3	68t	1
Kurt Sohn	09/29/85	IND	8	112	14.0	39t	1
Wayne Chrebet	11/15/98	IND	4	112	28.0	63t	1
Wesley Walker	10/04/81	MIA	8	112	14.0	46	2
Don Maynard	12/12/65	OAK	7	112	16.0	43t	1
Keyshawn Johnson	11/22/98	TEN	10	112	11.2	23	1
Jerome Barkum	10/28/73	DEN	4	111	27.8	56t	2
Wesley Walker	10/28/79	HOU	4	111	27.8	39t	1
Santana Moss	10/19/03	HOU	6	111	18.5	25	1
Laveranues Coles	11/26/06	HOU	9	111	12.3	36	1
Al Toon	09/21/86	MIA	7	111	15.9	65	0
Santana Moss	10/20/02	MIN	5	111	22.2	34	0
Laveranues Coles	01/06/02	OAK	5	111	22.2	40t	1
Terance Mathis	09/20/92	SF	4	111	27.8	55t	1
Art Powell	11/24/60	DAL(AFL)	8	110	13.8	38	1
Jerricho Cotchery	11/26/06	HOU	7	110	15.7	35	0
Wesley Walker	11/16/86	IND	5	110	22.0	47	3
Chris Burkett	12/13/92	IND	6	110	18.3	23	0

Player	Date	Tm	Att	Yds	Avg	Lg	TD
Rich Caster	10/05/75	NE	6	110	18.3	27	2
Al Toon	12/13/87	NE	8	110	13.8	28t	1
Wesley Walker	11/21/83	NO	7	110	15.7	42	0
Santana Moss	11/28/04	ARI	5	109	21.8	69t	1
Rob Carpenter	09/06/92	ATL	6	109	18.2	51	0
Don Maynard	10/31/64	BOS	6	109	18.2	29t	1
Robert (Bake) Turner	11/15/64	DEN	4	109	27.3	53	1
Al Toon	11/03/91	GB	8	109	13.6	21	0
Emerson Boozer	10/01/67	MIA	5	109	21.8	49t	2
Richie Anderson	10/23/00	MIA	12	109	9.1	19	0
Derrick Gaffney	09/10/78	BUF	5	108	21.6	36t	1
Wayne Chrebet	12/19/99	DAL	8	108	13.5	38	0
Wesley Walker	09/03/78	MIA	4	108	27.0	47t	2
Art Monk	11/27/94	MIA	5	108	21.6	69	0
Dedric Ward	11/09/97	MIA	6	108	18.0	33	0
Leon Washington	12/25/06	MIA	4	108	27.0	64	0
Johnny Mitchell	12/10/95	NE	9	108	12.0	26	1
Don Maynard	09/17/60	BUF	9	107	11.9	27	2
Wayne Chrebet	11/29/98	CAR	7	107	15.3	36t	2
Keyshawn Johnson	11/15/98	IND	5	107	21.4	33	0
Dustin Keller	11/9/08	STL	6	107	17.8	54	1
George Sauer	10/02/66	BOS	9	106	11.8	23	0
Don Maynard	09/10/67	BUF	5	106	21.2	56t	2
Pete Lammons	12/03/67	DEN	9	106	11.8	18	1
Al Toon	11/06/88	IND	13	106	8.2	17	0
Laveranues Coles	10/15/06	MIA	5	106	21.2	58t	2
Don Maynard	12/08/68	CIN	5	105	21.0	37	1
Don Maynard	11/22/62	DEN	4	105	26.3	35t	1
Robert (Bake) Turner	12/14/69	MIA	4	105	26.3	34t	2
Wayne Chrebet	12/13/98	MIA	5	105	21.0	52	1
Ryan Yarborough	12/10/95	NE	6	105	17.5	38	2
Art Powell	10/28/62	SD	6	105	17.5	21	0
Laveranues Coles	9/28/08	ARI	8	105	13.1	34t	3
Dedric Ward	09/03/00	GB	5	104	20.8	61	0
Derrick Gaffney	09/30/79	MIA	4	104	26.0	43	0
Wayne Chrebet	10/12/97	MIA	5	104	20.8	70	1
Wayne Chrebet	10/23/00	MIA	6	104	17.3	28	2
Keyshawn Johnson	11/23/97	MIN	9	104	11.6	24	0
Robert (Bake) Turner	09/08/63	BOS	10	103	10.3	30	1
Don Maynard	11/12/67	BUF	4	103	25.8	61	0
Rich Caster	09/21/75	BUF	6	103	17.2	28t	1
Lam Jones	11/16/80	DEN	5	103	20.6	31t	1
Dick Christy	11/19/61	HOU	7	103	14.7	52	0
Al Toon	12/10/88	IND	7	103	14.7	33t	1
Lam Jones	12/02/84	NYG	4	103	25.8	37	1
Richie Anderson	12/10/00	OAK	8	103	12.9	30	0
Chris Burkett	10/03/93	PHI	4	103	25.8	60	0
Jerome Barkum	11/26/79	SEA	6	103	17.2	40	0
Jerome Barkum	12/16/73	BUF	4	102	25.5	48t	1
Bruce Harper	11/13/83	BUF	10	102	10.2	33	0
Don Maynard	10/21/62	DAL(AFL)	4	102	25.5	62	0
Art Powell	11/11/62	DAL(AFL)	6	102	17.0	25	1
Don Maynard	10/17/64	HOU	4	102	25.5	49t	2
Jerome Barkum	10/01/72	HOU	6	102	17.0	25t	1
Al Toon	12/04/88	KC	5	102	20.4	42	1
Don Maynard	11/15/70	LAN	3	102	34.0	47	0
Doug Jolley	12/18/05	MIA	9	102	11.3	60t	1
Art Powell	11/04/62	OAK	5	102	20.4	33	0
Don Maynard	09/12/64	DEN	4	101	25.3	39t	1
Don Maynard	09/25/66	DEN	5	101	20.2	35	0
Wayne Chrebet	11/01/98	KC	6	101	16.8	56	0
Al Toon	10/26/86	NO	6	101	16.8	62t	3
Don Maynard	11/11/60	BOS	5	100	20.0	32t	1
Don Maynard	11/08/64	BUF	5	100	20.0	45	0
Johnny Hector	10/05/86	BUF	9	100	11.1	19	0
Al Toon	11/18/90	IND	7	100	14.3	28	0
Rich Caster	11/24/74	MIA	6	100	16.7	45t	2
Al Toon	12/07/87	MIA	5	100	20.0	44t	1
Dedric Ward	09/11/00	NE	4	100	25.0	44	0
Laveranues Coles	09/17/06	NE	6	100	16.7	46t	1
Jerricho Cotchery*	01/07/07	NE	4	100	25.0	77t	1
Santana Moss*	01/08/05	SD	4	100	25.0	47t	1
Jeff Graham	08/31/97	SEA	3	100	33.3	47t	2\

* - Playoff Game

100-YARD RECEIVING GAMES (OPPONENTS)

RECEIVING

Player	Date	Tm	Rec	Yds	Avg	Lg	TD
Jerry Butler	9/23/79	BUF	10	255	25.5	75t	4
Glenn Bass	11/8/64	BUF	8	231	28.9	80t	1
Elbert Dubenion	10/24/64	BUF	5	218	43.6	72t	2
Mark Duper	11/10/85	MIA	8	217	27.1	60t	2
Roger Carr	10/24/76	BAL	5	210	42.0	79t	2
Nat Moore	10/4/81	MIA	7	210	30.0	52	2
Ozzie Newsome	10/14/84	CLE	14	191	13.6	52	0
Fred Biletnikoff*	12/29/68	OAK	7	190	27.7	57	1
Tim Brown	10/24/99	OAK	11	190	17.3	45t	1
Gary Garrison	9/28/69	SD	10	188	18.8	37	2
Charley Hennigan	9/22/63	HOU	9	186	20.7	63	1
Haywood Jeffires	10/13/91	HOU	13	186	14.3	35	0
Randy Moss	9/9/07	NE	9	183	20.3	51t	1
Jerry Rice*	1/12/02	OAK	9	183	20.3	47	1
Amani Toomer	12/5/99	NYG	6	181	30.2	80t	3
Lance Alworth	11/2/63	SD	5	180	36.0	62	1
Bill Brooks	11/16/86	IND	9	177	19.7	48t	1
Frank Jackson	11/29/64	KC	10	175	17.5	40	0
Mark Clayton	9/21/86	MIA	8	174	21.8	42	1
Steve Largent	12/6/81	SEA	7	169	24.1	57t	1
Irving Fryar	10/4/92	NE	8	165	20.6	39	2
Gary Garrison	10/5/68	SD	6	163	27.2	84t	2
Carlos Carson	10/2/88	KC	5	162	32.4	80t	1
Stanley Morgan	10/12/86	NE	7	162	23.1	44t	1
Gary Garrison	10/31/71	SD	6	162	27.0	49t	1
Steve Tasker	11/24/96	BUF	6	160	26.7	62	2
Bill Brooks	10/1/89	IND	7	159	22.7	55t	1
Frank Lewis*	12/27/81	BUF	7	158	22.6	50t	2
Art Graham	10/5/63	BOS	6	156	26.0	57t	2
Ken Dilger	9/8/96	IND	7	156	22.3	51	1
Tim Brown	10/1/95	OAK	8	156	19.5	66t	2
Mark Duper	11/4/84	MIA	7	155	22.1	54	0
Mark Duper	9/21/86	MIA	7	154	22.0	46t	2
Mark Clayton	10/23/88	MIA	10	153	15.3	45t	2
Chris Chambers	12/28/03	MIA	9	153	17.0	24	1
Tim Brown	9/21/97	OAK	10	153	15.3	29t	1
Bill Groman	11/19/61	HOU	5	152	30.4	66t	3
Warren Wells	11/30/69	OAK	5	152	30.4	50	2
Haven Moses	10/17/71	BUF	6	151	25.2	40	0
Jake Reed	11/23/97	MIN	8	150	18.8	49	2
Randy Vataha	12/7/75	NE	6	149	24.8	40	2
Lance Alworth	10/8/66	SD	10	149	14.9	31	0
M.L. Harris	9/16/84	CIN	4	148	37.0	80t	1
Eric Crabtree	10/13/68	DEN	5	148	29.6	72t	1
Cedric Jones	9/10/89	NE	8	148	18.5	36	0
James Jett	9/21/97	OAK	5	148	29.6	56t	2
Mike Quick	12/20/87	PHI	6	148	24.7	45t	2
Gino Cappelletti	10/31/64	BOS	7	147	21.0	41	1
Haven Moses	11/9/69	BUF	6	147	24.5	53	0
Lance Alworth	12/4/65	SD	7	147	21.0	46t	2

George Sauer

Player	Date	Tm	Rec	Yds	Avg	Lg	TD
Harold Carmichael	12/9/73	PHI	5	146	29.2	62t	1
Ken Burrough	11/03/74	HOU	7	145	20.7	51	0
Rob Moore	10/27/96	ARI	7	143	20.4	69	1
Irving Fryar	11/17/91	NE	8	143	17.9	56t	1
Tim Colclough	10/6/62	BOS	4	142	35.5	63t	1
Lance Alworth	10/23/65	SD	7	142	20.3	57t	1
Reggie Wayne	11/16/03	IND	9	141	15.7	38	0
Art Powell	10/10/64	OAK	6	141	23.5	44	0
Aaron Marsh	9/22/68	BOS	4	140	35.0	70t	1
Don Hasselbeck	10/11/81	NE	7	139	19.9	51	1
Lee Evans	10/28/07	BUF	5	138	27.6	85t	1
Charles Hennigan	10/17/64	HOU	8	138	17.3	43t	1
Eric Moulds	10/29/00	BUF	6	137	22.8	52	0
Lance Alworth	10/5/68	SD	8	137	17.1	54	1
Otis Taylor	11/27/66	KC	6	136	22.7	45	0
John Gilliam	9/27/71	STL	6	136	22.7	51	0
Jimmy Smith	10/13/96	JAX	5	135	27.0	62	1
Al Denson	9/24/67	DEN	7	134	19.1	30	1
Arthur Marshall	11/8/92	DEN	5	134	26.8	80t	1
Rod Smith	11/5/00	DEN	5	134	26.8	49	0
John Stallworth	9/20/81	PIT	8	134	16.8	30	0
Eric Crabtree	10/12/69	CIN	6	133	22.2	35	1
Derrick Mason	12/1/03	TEN	11	133	12.1	22	1
Andre Reed	10/17/88	BUF	7	132	18.9	65t	2
Mark Duper	10/23/88	MIA	6	132	22.0	56	0
Antonio Gates	11/6/05	SD	8	132	16.5	29	0
Dokie Williams	9/8/85	LAA	5	131	26.2	41t	1
Eric Martin	10/15/89	NO	5	131	26.2	53t	2
Rodney Holman	12/21/86	CIN	6	129	21.5	34t	1
Stanley Morgan	12/9/79	NE	6	129	21.5	48t	2
Marvin Harrison	11/15/98	IND	9	128	14.2	38t	1
Tim Colclough	11/30/62	BOS	3	127	42.3	78t	1
Chris Burkett	12/8/85	BUF	5	127	25.4	38	0
Abner Haynes	12/3/61	DAL (AFL)	6	127	21.2	43	0
Marvin Harrison	12/23/01	IND	12	127	10.6	39t	1
Nat Moore	9/30/79	MIA	8	127	15.9	36	1
Cedric Jones	11/5/89	NE	6	127	21.2	65t	1
Amani Toomer	11/2/03	NYG	6	127	21.2	39t	1
Lance Alworth	12/11/66	SD	7	127	18.1	46	0
Joey Galloway	12/6/98	SEA	2	127	63.5	70t	2
Lionel Taylor	9/24/61	DEN	11	126	11.5	24	0
Irving Fryar	10/12/86	NE	3	126	42.0	69t	1
Lionel Taylor	9/23/60	DEN	6	125	20.8	31t	1
Andre Johnson	12/5/04	HOU	7	125	17.9	37	0
Mark Clayton	11/12/89	MIA	4	125	31.3	78t	1
Mark Duper	10/7/90	MIA	5	125	25.0	69t	2
Troy Brown	10/19/97	NE	5	125	25.0	67	1
Plaxico Burress	10/7/07	NYG	5	124	24.8	53t	1
Hines Ward	12/9/01	PIT	10	124	12.4	29	0
Jerry Butler	9/6/81	BUF	6	123	20.5	46	1
Charles Hennigan	11/19/61	HOU	8	123	15.4	28t	1
Webster Slaughter	12/24/94	HOU	8	123	15.4	27	0
Jerry Porter*	1/12/03	OAK	6	123	20.5	50	1
Billy Cannon	11/19/61	HOU	7	122	17.4	78t	3
Paul Warfield	10/10/70	MIA	5	122	24.4	40	1
Steve Breaston	9/28/08	ARI	9	122	13.6	37	0
Larry Fitzgerald	9/28/08	ARI	8	122	15.3	32	0
Kevin Curtis	10/14/07	PHI	5	121	24.2	75t	1
Abner Haynes	10/21/62	DAL (AFL)	4	121	30.3	78t	1
Jake Reed	11/20/94	MIN	5	121	24.2	49	0
Darryl Stingley	10/30/77	NE	8	121	15.1	19	1
Harold Jackson	9/9/79	NE	3	121	40.3	49t	3
Ike Hilliard	12/05/99	NYG	6	121	20.2	34	0
Don Norton	10/15/61	SD	5	121	24.2	52	0
Johnny Robinson	10/2/60	DAL (AFL)	3	120	40.0	74	0
Fred Biletnikoff	11/17/68	OAK	7	120	17.1	24	1
Marlin Briscoe	10/4/70	BUF	4	120	30.0	45	2
Cris Collinsworth*	1/9/83	CIN	7	120	17.1	53	0
Alvin Reed	10/20/69	HOU	7	119	17.0	34	0
Oronde Gadsden	10/23/00	MIA	7	119	17.0	29	0
Anquan Boldin	9/28/08	ARI	10	119	11.9	26	1
Haven Moses	10/4/70	BUF	4	118	29.5	45	0

Player	Date	Tm	Rec	Yds	Avg	Lg	TD
Ricky Proehl	11/16/97	CHI	11	118	10.7	25	1
Harold Jackson	10/29/78	NE	5	118	23.6	46	2
Ferrell Edmunds	11/27/88	MIA	2	117	58.5	80t	1
Mark Ingram	11/27/94	MIA	9	117	13.0	28t	4
Andre Reed	10/21/90	BUF	8	116	14.5	19t	2
Al Frazier	10/22/61	DEN	6	116	19.3	58	1
Mark Clayton	11/27/88	MIA	7	116	16.6	31t	2
Art Powell	12/12/65	OAK	4	116	29.0	66	1
Tony Martin	12/18/94	SD	3	116	38.7	60t	2
Mel Gray	11/23/75	STL	4	116	29.0	74t	2
Torry Holt	1/2/05	STL	7	116	16.6	44t	2
James Wilder	12/12/82	TB	11	116	10.5	32	1
Sam Havrilak	9/24/72	BAL	4	115	28.8	40t	1
Dave Logan	9/2/79	CLE	6	115	19.2	37	0
Leonard Thompson	11/28/85	DET	7	115	16.4	44t	3
Joe Senser	12/26/82	MIN	10	115	11.5	22	0
Gary Garrison	12/24/67	SD	8	115	14.4	21	0
Tom Mitchell	9/24/72	BAL	8	114	14.3	34	0
Ozzie Newsome*	1/03/87	CLE	6	114	19.0	34	0
James Lofton	11/4/79	GB	6	114	19.0	45	0
Billy Cannon	12/10/61	HOU	5	114	22.8	67t	2
Ray Butler	9/29/85	IND	4	113	28.3	72t	1
Stephone Paige	12/04/88	KC	4	113	28.3	41t	2
Mark Duper	9/24/89	MIA	6	113	18.8	26	0
Terry Glenn	9/12/99	NE	7	113	16.1	45	0
Charlie Brown	11/9/86	ATL	6	112	18.7	42	0
Thurman Thomas	9/15/91	BUF	13	112	8.6	15t	1
Eric Moulds	9/8/02	BUF	8	112	14.0	52	1
Reggie Langhorne	11/14/93	IND	8	112	14.0	32	0
Gino Cappelletti	12/17/66	BOS	8	111	13.9	18t	1
J.J. Stokes	9/6/98	SF	7	111	15.9	31t	2
Jerry Levias	12/6/69	HOU	9	110	12.2	22	1
Frank Jackson	12/1/63	KC	6	110	18.3	48	0
Irving Fryar	9/3/95	MIA	5	110	22.0	50t	2
Billy Cannon	10/10/64	OAK	6	110	18.3	39	0
Fred Biletnikoff	12/17/67	OAK	5	110	22.0	72	0
Bobby Duckworth	9/4/83	SD	4	110	27.5	32	1
Frank Lewis	10/18/81	BUF	6	109	18.2	23t	1
James Lofton	12/1/91	BUF	5	109	21.8	54	1
Mike Furrey	10/22/06	DET	9	109	12.1	19	1
Terrence Wilkins	12/3/00	IND	7	109	15.6	43t	1
Chris Burford	11/27/66	KC	8	109	13.6	32	1
Mark Bavaro	12/27/87	NYG	6	109	18.2	25	1
Art Powell	10/23/66	OAK	5	109	21.8	42	1
Gary Garrison	12/1/74	SD	4	109	27.3	44	1
Arthur Cox	11/9/86	ATL	4	108	27.0	49	1
Bob Chandler	12/11/77	BUF	7	108	15.4	22	2
Isaac Curtis	9/13/81	CIN	5	108	21.6	42	0
Reggie Rucker	12/7/80	CLE	5	108	21.6	45	0
Andre Rison	11/19/89	IND	5	108	21.6	61	0
Mark van Eeghen	10/21/79	OAK	7	108	15.4	36	0
Steve Largent	11/2/86	SEA	7	108	15.4	30	0
Wes Welker	11/13/08	NE	7	108	15.4	29	0
Bill Brooks	11/19/95	BUF	7	107	15.3	45t	2
Eric Moulds	12/19/98	BUF	4	107	26.8	35	0
Eric Moulds	10/7/01	BUF	5	107	21.4	46t	1
Lee Evans	9/24/06	BUF	8	107	13.4	27	0
Scott Schwedes	11/12/89	MIA	3	107	35.7	65t	1
David Givens	10/24/04	NE	5	107	21.4	42	0
Sam McCullum	10/19/80	SEA	5	107	21.4	58	0
Don Beebe	10/26/92	BUF	6	106	17.7	34	0
Bill Groman	10/9/60	HOU	6	106	17.7	50	0
Gary Wellman	1/2/94	HOU	8	106	13.3	24	0
Charlie Joiner	9/4/83	SD	5	106	21.2	33t	1
Drew Bennett	9/10/06	TEN	8	106	13.3	24	0
Laveranues Coles	9/4/03	WAS	5	106	21.2	48	0
Glenn Doughty	9/23/73	BAL	5	105	21.0	51	1
Marshall Johnson	10/26/75	BAL	3	105	35.0	68t	2
Tim Tindale	9/7/97	BUF	4	105	26.3	45	0
Derrick Alexander	10/2/94	CLE	7	105	15.0	27	0
Chris Burford	12/3/61	DAL(AFL)	3	105	35.0	54	0
Anthony Miller	9/11/94	DEN	6	105	17.5	40t	1
Jonathan Hayes	11/15/87	KC	5	105	21.0	33	0
Nat Moore	11/4/84	MIA	5	105	21.0	37t	1

Player	Date	Tm	Rec	Yds	Avg	Lg	TD
O.J. McDuffie	12/13/98	MIA	11	105	9.5	20	1
Chuck Foreman	10/12/75	MIN	9	105	11.7	33	2
Cris Carter	11/23/97	MIN	6	105	17.5	33	0
Hines Ward	1/15/05	PIT	10	105	10.5	18	1
Mel Gray	10/22/78	STL	4	105	26.3	40	0
Roscoe Parrish	9/24/06	BUF	4	104	26.0	51t	1
Kerry Cash	12/13/92	IND	7	104	14.9	41	0
Jimmy Smith*	1/10/99	JAX	5	104	20.8	52t	2
Paul Warfield	10/3/71	MIA	4	104	26.0	32	0
Stanley Morgan	9/11/86	NE	8	104	13.0	22	0
Jabar Gaffney*	1/7/07	NE	8	104	13.0	31	0
Peerless Price	10/7/01	BUF	4	103	25.8	70t	1
Eddie Brown	10/9/88	CIN	5	103	20.6	60t	2
Irving Fryar	11/7/93	MIA	6	103	17.2	65t	1
Irving Fryar	11/27/94	MIA	5	103	20.6	25	0
Chad Johnson	10/21/07	CIN	3	102	34.0	56	0
Raymond Chester	12/15/74	BAL	8	102	12.8	26	1
Raymond Chester	11/20/77	BAL	5	102	20.4	53t	1
Tom Waddle	9/23/91	CHI	8	102	12.8	31	0
Bill Groman	10/23/60	HOU	5	102	20.4	50	3
Chris Sanders	12/1/96	HOU	3	102	34.0	83t	1
Larry Seiple	11/2/69	MIA	7	102	14.6	29t	2
Nat Moore	11/9/75	MIA	4	102	25.5	63	0
Nat Moore	12/15/79	MIA	5	102	20.4	34	0
Tony Martin	12/27/99	MIA	6	102	17.0	32t	1
Stanley Morgan	9/9/79	NE	3	102	34.0	50t	2
Dwayne Bowe	10/26/08	KC	6	102	17.0	36	0
Chris Chambers	9/23/07	MIA	6	101	16.8	26	0
Glenn Doughty	10/15/78	BAL	7	101	14.4	29	0
Bill Groman	12/10/61	HOU	5	101	20.2	33	0
Adrian Cooper	11/20/94	MIN	7	101	14.4	32	0
Lance Alworth	12/6/64	SD	3	101	33.7	82t	1
Marlin Briscoe	10/25/70	BUF	5	100	20.0	32	0
Reuben Gant	9/10/78	BUF	6	100	16.7	24	1
Joey Galloway	9/28/03	DAL	5	100	20.0	42	0
Mike Pritchard	9/11/94	DEN	9	100	11.1	18	0
Shannon Sharpe	12/8/02	DEN	9	100	11.1	22	0
Jessie Hester	11/10/91	IND	5	100	20.0	49t	2
Dallas Clark	11/16/03	IND	5	100	20.0	27	0
Mark Clayton	9/29/91	MIA	7	100	14.3	25	1
Keith Jackson	9/18/94	MIA	6	100	16.7	35	0
Cris Carter	11/20/94	MIN	11	100	9.1	21	1
Lynn Swann	10/1/78	PIT	7	100	14.3	26t	2
Gene Foster	11/24/68	SD	8	100	12.5	48	0
Anthony Miller	10/14/90	SD	5	100	20.0	29t	1

* - Playoff Game

300-YARD PASSING GAMES

PASSING

Player	Date	Opp	Att	Cmp	Pct	Yds	TD	Int	Lg	Rate
Joe Namath	9/24/72	BAL	28	15	53.6%	496	6	1	80t	123.5
Vinny Testaverde	12/24/00	BAL	69	36	52.2%	481	2	3	41	66.2
Ken O'Brien	9/21/86	MIA	43	29	67.4%	479	4	1	65t	126.0
Richard Todd	9/21/80	SF	60	42	70.0%	447	3	1	21	101.2
Richard Todd	9/25/83	LAN	50	37	74.0%	446	2	2	37t	97.6
Ken O'Brien	11/2/86	SEA	32	26	81.3%	431	4	0	83t	158.3
Vinny Testaverde	12/6/98	SEA	63	42	66.7%	418	2	1	30	89.3
Joe Namath	10/1/67	MIA	39	23	59.0%	415	3	1	62	110.5
Glenn Foley	9/6/98	SF	58	30	51.7%	415	3	1	48	85.1
Joe Namath	12/11/72	OAK	46	25	54.3%	403	1	2	49t	73.0
Joe Namath	9/24/67	DEN	37	22	59.5%	399	2	2	61	92.1
Joe Namath	10/18/70	BAL	62	34	54.8%	397	1	6	45	40.3
Richard Todd	10/23/77	OAK	29	17	58.6%	396	4	2	87t	113.9
Ken O'Brien	11/10/85	MIA	43	26	60.5%	393	2	0	44	106.1

Richard Todd



Vinny Testaverde

Ken O'Brien	11/5/89	NE	29	22	75.9%	386	2	0	57	140.4
Richard Todd	12/6/82	DET	32	23	71.9%	384	3	1	56t	130.2
Boomer Esiason	11/27/94	MIA	41	26	63.4%	382	2	2	69	89.7
Joe Namath	11/17/68	OAK	37	19	51.4%	381	1	0	50t	96.8
Vinny Testaverde	10/23/00	MIA	59	36	61.0%	378	5	3	30t	86.7
Richard Todd*	12/27/81	BUF	50	28	56.0%	377	2	4	37	60.2
Al Dorow	12/11/60	OAK	48	29	60.4%	375	3	0	72t	105.8
Vinny Testaverde	9/14/03	MIA	45	29	64.4%	373	1	1	61	88.5
Boomer Esiason	9/5/93	DEN	40	29	72.5%	371	2	1	43	107.4
Ken O'Brien	12/8/85	BUF	40	25	62.5%	370	3	1	76t	107.3
Joe Namath	12/17/67	OAK	46	27	58.7%	370	3	3	42	79.1
Malcolm (Dick) Wood	11/8/64	BUF	49	23	46.9%	367	1	5	71t	39.6
Ken O'Brien	11/17/85	TB	30	23	76.7%	367	5	1	78t	142.6
Browning Nagle	9/6/92	ATL	37	21	56.8%	366	2	0	51	108.6
Joe Namath	10/29/67	BOS	43	22	51.2%	362	2	2	50	75.9
Vinny Testaverde*	1/17/99	DEN	52	31	59.6%	356	0	2	28	64.3
Frank Reich	11/17/96	IND	42	20	47.6%	352	3	4	52t	60.9
Ken O'Brien	12/2/84	NYG	41	28	68.3%	351	1	1	37	92.6
Joe Namath	9/28/69	SD	51	29	56.9%	344	2	2	25	74.3
Joe Namath	10/30/66	BUF	53	24	45.3%	343	2	5	50	40.1
Joe Namath	12/24/67	SD	26	18	69.2%	343	4	0	37t	151.4
Joe Namath	10/13/68	DEN	41	20	48.8%	341	0	5	60	37.8
Pat Ryan	11/27/88	MIA	43	27	62.8%	341	2	1	35	93.3
Chad Pennington	12/17/06	MIN	39	29	74.4%	339	1	1	50	98.1
Joe Namath	10/02/66	BOS	56	28	50.0%	338	2	3	42	58.5
Joe Namath	11/12/67	BUF	37	13	35.1%	338	1	2	61	55.9
Ken O'Brien	10/9/89	LARAID	48	24	50.0%	338	0	2	30	55.7
Joe Namath	11/24/68	SD	31	17	54.8%	337	2	1	87t	101.1
Joe Namath	10/26/75	BAL	28	19	67.9%	333	3	1	91	129.0
Ken O'Brien	11/10/91	IND	36	23	63.9%	329	1	0	39	102.7

Player	Date	Opp	Att	Cmp	Pct	Yds	TD	Int	Lg	Rate
Ken O'Brien	9/24/89	MIA	37	27	73.0%	329	3	1	37t	115.7
Joe Namath	11/16/69	KC	40	24	60.0%	327	2	3	40t	71.6
Brooks Bollinger	12/18/05	MIA	42	28	66.7%	327	2	0	60t	106.0
Joe Namath	12/3/66	OAK	42	20	47.6%	327	2	5	70t	50.5
Malcolm (Dick) Wood	10/31/64	BOS	36	22	61.1%	325	3	2	36t	95.3
Neil O'Donnell	9/15/96	MIA	44	25	56.8%	325	3	3	78t	74.5
Chad Pennington	10/20/02	MIN	29	24	82.8%	324	1	0	34	124.7
Boomer Esiason	9/12/93	MIA	33	22	66.7%	323	2	1	51	106.0
Ken O'Brien	11/9/86	ATL	33	26	78.8%	322	3	0	59t	137.6
Glenn Foley	11/9/97	MIA	48	25	52.1%	322	1	1	33	71.7
Neil O'Donnell	9/8/96	IND	46	26	56.5%	319	1	1	53	76.3
Neil O'Donnell	10/12/97	MIA	37	24	64.9%	319	2	0	70	110.1
Chad Pennington	9/10/06	TEN	33	24	72.7%	319	2	0	41	123.2
Ken O'Brien	9/7/86	BUF	25	18	72.0%	318	2	0	71t	140.8
Ken O'Brien	9/21/87	NE	26	19	73.1%	313	1	0	59	126.0
John Green	10/28/62	SD	30	17	56.7%	313	2	1	63t	101.1
Boomer Esiason	11/19/95	BUF	43	24	55.8%	312	3	2	43t	82.7
Malcolm (Dick) Wood	11/10/63	HOU	40	20	50.0%	312	3	5	48t	61.7
Richard Todd	9/27/81	HOU	39	25	64.1%	312	3	0	40t	114.5
Ken O'Brien	11/24/85	NE	33	20	60.6%	311	1	0	88t	102.0
Richard Todd	10/4/81	MIA	39	28	71.8%	310	4	1	46	118.5
Ken O'Brien	11/17/91	NE	41	26	63.4%	309	3	0	35t	110.7
Joe Namath	10/20/69	HOU	24	12	50.0%	306	2	3	57t	84.0
Chad Pennington	9/17/06	NE	37	22	59.5%	306	2	1	71t	92.8
Richard Todd	11/27/83	NE	36	22	61.1%	305	2	1	64	95.3
Chad Pennington	10/10/04	BUF	42	31	73.8%	304	1	1	41	91.8
Joe Namath	9/15/68	KC	29	17	58.6%	302	2	1	57t	102.9
Malcolm (Dick) Wood	10/3/64	SD	43	19	44.2%	302	2	2	68t	64.3
Al Dorow	11/24/60	DAL(AFL)	33	21	63.6%	301	2	1	45t	100.7
Joe Namath	10/1/72	HOU	38	18	47.4%	301	2	2	60	70.2
Pat Ryan	10/18/87	MIA	49	30	61.2%	301	4	2	35t	88.9
Ken O'Brien	12/20/87	PHI	49	25	51.0%	301	2	0	51t	83.8
Ken O'Brien	9/9/90	CIN	49	27	55.1%	300	2	1	46t	78.6
Chad Pennington*	1/7/07	NE	40	23	57.5%	300	1	1	77t	79.2

* - Playoff Game

Ken O'Brien

Boomer Esiason

300-YARD PASSING GAMES (OPPONENTS)

PASSING

Player	Date	Tm	Att	Cmp	Yds	Pct	TD	Int	Lg	Rate
Dan Marino	10/23/88	MIA	60	35	521	58.3%	3	5	56	68.8
Bernie Kosar*	1/3/87	CLE	64	33	489	51.6%	1	2	37t	69.1
Kurt Warner	9/28/08	ARI	57	40	472	70.2%	2	3	37	84.8
Marc Bulger	1/2/05	STL	39	29	450	74.4%	3	2	44t	116.4
Dan Marino	9/21/86	MIA	50	30	448	60.0%	6	2	46t	112.3
Dan Marino	9/24/89	MIA	55	33	427	60.0%	3	2	43t	87.5
Boomer Esiason	12/21/86	CIN	30	23	425	76.7%	5	1	49	143.8
Warren Moon	10/13/91	HOU	50	35	423	70.0%	2	2	37t	92.3
Dan Marino	11/4/84	MIA	42	23	422	54.8%	2	2	54	85.6
George Blanda	11/19/61	HOU	32	20	418	62.5%	7	1	78t	132.8
Peyton Manning	11/16/03	IND	36	27	401	75.0%	1	0	46t	120.3

Player	Date	Tm	Att	Cmp	Yds	Pct	TD	Int	Lg	Rate
Steve Grogan	10/12/86	NE	42	23	401	54.8%	3	0	69t	111.3
Daryle Lamonica*	12/29/68	OAK	47	20	401	42.6%	1	0	57	80.2
Warren Moon	11/20/94	MIN	50	33	400	66.0%	2	4	49	70.4
Matt Cassel	11/13/08	NE	51	30	400	58.8%	3	0	43	103.4
Ken Stabler	11/23/80	HOU	51	33	388	64.7%	4	4	68t	81.2
Bert Jones	12/15/74	BAL	53	36	385	67.9%	4	4	39	82.7
Warren Moon	10/28/90	HOU	43	30	381	69.8%	1	0	31	104.9
Babe Parilli	12/17/66	BOS	38	21	379	55.3%	3	2	44	94.1
Johnny Unitas	9/24/72	BAL	45	26	376	57.8%	2	0	40t	99.9
Jeff George	9/21/97	OAK	38	26	374	68.4%	3	0	56t	126.4
Dan Marino	10/12/97	MIA	38	27	372	71.1%	2	0	36t	119.6
Hugh Millen	11/17/91	NE	43	30	372	69.8%	1	1	56t	94.3
Tobin Rote	11/2/63	SD	29	21	369	72.4%	3	0	62	149.0
Joe Ferguson	9/23/79	BUF	30	19	367	63.3%	5	0	75t	145.4
Steve Young	9/6/98	SF	46	26	363	56.5%	3	1	35	94.7
Dan Marino	11/10/85	MIA	37	21	362	56.8%	3	3	60t	83.4
Ken Stabler	10/21/79	OAK	47	29	360	61.7%	2	5	36	60.0
Jack Trudeau	11/16/86	IND	57	27	359	47.4%	1	4	48t	44.4
Dan Marino	11/12/89	MIA	34	18	359	52.9%	3	2	78t	95.1
Dan Marino	11/27/94	MIA	44	31	359	70.5%	4	2	28t	106.2
Cotton Davidson	11/22/64	OAK	35	20	358	57.1%	3	3	60t	85.2
John Hadl	10/31/71	SD	27	19	358	70.4%	4	1	49t	137.0
Bruce Mathison	12/8/85	BUF	39	22	357	56.4%	0	2	39	65.9
Jay Cutler	11/30/08	DEN	43	27	357	62.8%	2	1	59t	94.8
Erik Kramer	11/16/97	CHI	60	32	354	53.3%	2	3	25	61.4
Ken Anderson*	1/9/83	CIN	35	26	354	74.3%	2	3	53	89.5
Tony Eason	9/30/84	NE	42	28	354	66.7%	3	0	43t	116.6
Dan Fouts	9/4/83	SD	36	20	354	55.6%	2	2	33t	84.7
Dan Marino	11/27/88	MIA	35	17	353	48.6%	5	0	80t	124.2
Rich Gannon	10/24/99	OAK	51	26	352	51.0%	2	1	45t	78.2
David Archer	11/9/86	ATL	36	21	350	58.3%	2	1	49	98.1
Earl Morrall	12/20/70	BAL	33	18	348	54.5%	4	1	44	118.4
Rich Gannon	12/2/02	OAK	42	31	342	73.8%	1	0	26t	105.5
Kerry Collins	12/5/99	NYG	29	17	341	58.6%	3	0	80t	134.4
Joe Ferguson	9/23/84	BUF	46	31	340	67.4%	2	0	43	103.5
Brian Sipe	12/7/80	CLE	41	30	340	73.2%	1	1	45	95.6
Drew Bledsoe	9/12/99	NE	30	21	340	70.0%	1	1	58t	104.9
Peyton Manning	12/3/00	IND	51	27	339	52.9%	2	2	43t	70.6
Daryle Lamonica	12/17/67	OAK	32	16	336	50.0%	3	2	72	92.7
Cotton Davidson	10/2/60	DAL(AFL)	31	19	333	61.3%	1	1	72	95.2
Daryle Lamonica	11/30/69	OAK	28	19	333	67.9%	2	1	50	117.1
John Hadl	10/8/66	SD	41	22	331	53.7%	1	0	67t	88.6
Steve Grogan	10/11/81	NE	32	19	330	59.4%	1	2	51	78.9
J.P. Losman	9/24/06	BUF	38	22	328	57.9%	1	1	51t	84.1
Jay Fiedler	12/28/03	MIA	29	21	328	72.4%	1	1	59	106.7
Tommy Kramer	12/26/82	MIN	56	32	328	57.1%	1	3	28	57.7
Brian Griese	11/5/00	DEN	35	22	327	62.9%	2	1	49	100.5
John Hadl	10/5/68	SD	37	17	326	45.9%	3	3	84t	70.3
David Carr	11/26/06	HOU	54	39	323	72.2%	1	1	22	85.6
Bert Jones	11/20/77	BAL	36	23	322	63.9%	3	1	53t	108.8
Don Strock	12/15/79	MIA	41	26	322	63.4%	1	2	38	75.5
Dan Marino	12/27/99	MIA	52	29	322	55.8%	3	3	32t	69.6
Dan Marino	12/13/98	MIA	57	30	321	52.6%	1	1	31	67.9
John Elway	9/11/94	DEN	42	29	319	69.0%	1	1	40t	89.3
Drew Brees*	1/8/05	SD	42	31	319	73.8%	2	1	44	101.2
Trent Green	9/23/07	MIA	36	23	318	63.9%	1	1	43	89.8
Dennis Shaw	10/4/70	BUF	21	12	317	57.1%	2	2	45	93.9
Jim Kelly	11/19/95	BUF	37	22	316	59.5%	2	0	47	105.2
Ken Anderson	9/16/84	CIN	22	16	316	72.7%	2	4	80t	105.5
Steve Grogan	9/9/79	NE	18	13	315	72.2%	5	0	50t	153.9
Pete Beathard	10/20/69	HOU	47	23	314	48.9%	1	3	34	51.2
Steve Bartkowski	10/23/83	ATL	36	25	313	69.4%	2	2	26	91.6
Steve DeBerg	10/2/88	KC	34	17	312	50.0%	2	2	80t	77.1
Brad Johnson	11/23/97	MIN	35	24	312	68.6%	3	0	49	124.9
Tom Yewcic	10/5/63	BOS	38	18	311	47.4%	3	5	57t	62.4
George Blanda	9/22/63	HOU	37	25	308	67.6%	1	2	63	79.6
Craig Morton	11/16/80	DEN	39	27	306	69.2%	2	2	32	88.2
Jim Kelly	9/13/87	BUF	42	25	305	59.5%	3	1	26t	95.8
Babe Parilli	10/31/64	BOS	40	18	304	45.0%	2	5	52t	48.3
Jim Harbaugh	9/23/91	CHI	42	28	303	66.7%	1	0	31	95.6
Kerry Collins	11/2/03	NYG	40	24	303	60.0%	2	0	39t	100.3
Jim Kelly	10/17/88	BUF	27	16	302	59.3%	3	1	66t	119.7
Brian Sipe	9/2/79	CLE	36	21	302	58.3%	2	3	37	69.4
Jack Kemp	10/15/61	SD	38	15	302	39.5%	0	1	52	57.1

* - Playoff Game

ALL-TIME COACHING ROSTER

Alexander, Paul, 1992-93
Alosi, Sal, 2001-05, 2007-
Anderson, Richie, 2006
Austin, Bill, 1985
Baird, Bill, 1980-84
Baker, Ralph, 1980-84
Bates, Jeremy, 2005
Baugh, Sammy, 1960-61 (Head Coach)
Bech, Brett, 2006
Beightol, Larry, 1990-94
Belichick, Bill, 1997-99
Berbenich, Tim, 2003-05
Biles, Ed, 1972-73
Bloomgren, Mike, 2007-
Bowles, Todd, 2000
Bradley, Bill, 2001-03
Bratkowski, Zeke, 1985-89, 1995-96
Breaux, Don, 1994
Brown, Corwin, 2004-06
Brown, Kippy, 1990-92
Callahan, Bill, 2008-
Callahan, Ray, 1983-89
Canales, Mike, 2003
Carroll, Pete, 1990-94 (Head Coach, 1994)
Carson, Bud, 1985-88
Carter, Rubin, 2001-03
Carthon, Maurice, 1997-2000
Casullo, Bob, 2004
Cavanaugh, Matt, 2008-
Chambers, Wallace, 1988-89
Champion, Jim, 1976
Cidzik, Ryan, 2008-
Coslet, Bruce, 1990-93 (Head Coach)
Cottrell, Ted, 2001-03
Cox, Bryan, 2006-08
Coyer, Larry, 1994
Crennel, Romeo, 1997-99
Crowe, Burley, 1976
Curl, Dick, 2003-05
Daboll, Brian, 2007-08
Daniels, Joe, 1990-91
DeFilippo, John, 2008-
Devlin, Mike, 2006-
Dell Isola. John, 1960-62
Dickerson, Andy, 2006-08
Donaldson, J.D., 1963-67
Donatell, Ed, 1990-94
Edwards, Herman, 2001-05 (Head Coach)
Ellard, Henry, 2008-
Erhardt, Ron, 1996-97
Ewbank, Weeb, 1963-73 (Head Coach)
Falivene, Chip, 1995-96
Faulkiner, Mike, 1983-89
Fazio, Foge, 1990-94
Fry, Bob, 1974-82
Gamble, Tom, 1995-96
Gardi, Joe, 1976-84
Gash, Sam, 2005-06
Giunta, Peter, 1995-96
Groh, Al, 1997-2000 (Head Coach, 2000)
Hackett, Paul, 2001-04
Haering, Joe, 1978-79
Haley, Todd, 1997-2000
Hamilton, Pep, 2003-05
Hamilton, Ray, 1995-96
Hammond, Bobby, 1983-89
Harris, Bishop, 2001-04
Harris, Walt, 1992-94
Hawkins, Ralph, 1989
Heimerdinger, Mike, 2005
Henderson, Donnie, 2004-05
Henderson, Jerome, 2007-08
Henning, Dan, 1976-78, 1998-2000
Henning, Mike, 2001-02
Hernandez, Lou, 2001
Herrmann, Jim, 2006-08
Hewgley, C.W. "Wimp", 1971-73
Hodgson, Pat, 1996-98
Holovak, Mike 1973-74 (Head Coach, 1976)
Holtz, Lou, 1976 (Head Coach)
Hostler, Jim, 2003-04
Humenuik, Rod, 1989
Idzik, John, 1977-79
Jones, Mike, 2007-08
Kiffin, Monte, 1990
Kirk, Jerry, 1976
Knox, Chuck, 1963-66
Kotite, Rich, 1983-89, 1995-96 (Head Coach, 1995-96)
Kotwica, Ben, 2007-
Ledbetter, Bob, 1977-82
Locklin, Kerry, 2008-
Lott, James 2003
Lott, John, 1997-2004
Lyle, Rick, 2006-08
Lynn, Anthony, 2008-
MacIntyre, Mike, 2007
Mackrides, Greg 1990-94
Mandolesi, Jay 2005-06
Mangini, Eric 1997-99 (Head Coach, 2006-08)
Mann, Richard, 1994-96
Marcin, Denny 2004-06
Marrone, Doug, 2002-05
Mattura, Chris, 2004-05
Mazur, John, 1977-80
McCulley, Pete, 1979-82
Mazzone, Noel, 2006-08
Merritt, Dave 2001-03
Michael, Jason, 2006-07
Michaels, Walt, 1963-72, 1976-82 (Head Coach, 1977-82)
Muir, Bill, 1995-2001
Myers, Chip, 1990-93
Nolan, Mike, 2000
O'Dea, Kevin, 2008-
O'Neil, Jim, 2008-
Parcells, Bill, 1997-99 (Head Coach)
Pasquale, Larry, 1980-89
Paul, Markus, 2005-06
Pettey, Phil, 2001-02
Pettine, Mike, 2008-
Plank, Doug, 2008-
Price, Eric, 2001-02
Quinn, Dan, 2007-08
Radakovich, Dan, 1985-88
Raye, Jimmy, 2002-03, 2006-08
Ringo, Jim, 1983-84
Rison, Mose, 2001-02
Roberts, Al, 1991-93
Roberts, William, 1999-2000
Robinson, Greg, 1990-94
Roland, Johnny, 1993-94
Rose, Ken, 1995-96
Rush, Clive, 1963-68
Rutigliano, Sam, 1974-75
Ryan, James (Buddy), 1968-75
Ryan, Rex, 2008- (Head Coach)
Sauer Sr., George, 1962
Seely, Brad, 1994
Sekanovich, Dan, 1977-82
Schottenheimer, Brian, 2006-
Sherman, Ray, 1994
Shipp, Ken, 1973-75 (Head Coach, 1975)
Smith, Brian, 2007-
Spavital, Jim, 1975
Spencer, Joe, 1968-70
Sprinkle, Ed, 1962
Steber, John, 1960-61
Sutton, Bob, 2000-
Sweatman, Mike, 1997-2000
Szott, Dave, 2004-05
Taylor, Hugh "Bones", 1960-62
Thorne, Kyle, 2008-
Thurman, Dennis, 2008-
Todd, Dick, 1960
Trimble, Steve, 1994
Turner, Clyde "Bulldog", 1962 (Head Coach)
Vechiarella, Jim, 1985-89, 1995-96
Voris, Dick, 1974-75
Wainwright, Nate, 2001-05
Walton, Joe, 1981-89 (Head Coach, 1983-89)
Weeks, Jeff, 2008-
Weis, Charlie, 1997-99
Westhoff, Mike, 2001-07
Whisenhunt, Ken, 2000
Williams, Jim, 1982-89, 1995-96
Winner, Charley, 1973-75 (Head Coach, 1974-75)
Wise, Tony, 2006-07
Wood, Dick, 1995-96
Woods, Sparky, 1994
Wylie, Bob, 1990-91
Zernhelt, John, 2005
Zwahlen, Ernie, 1967

NEW YORK TITANS 1960 SEASON (7-7)

Head Coach: Sammy Baugh - Second in AFL East
Home Stadium: Polo Grounds, Manhattan, NY

Date	W-L	Score	Opponents	Attendance
9/11	W	27-3	Buffalo	10,250
9/16	L	24-28	Boston	19,200
9/23	W	28-24	Denver	20,982
10/2	W	37-35	at Dallas (AFL)	37,500
10/9	L	21-27	at Houston	16,156
10/16	W	17-13	at Buffalo	14,998
10/23	L	28-42	Houston	21,000
10/28	L	27-28	Oakland	10,000
11/4	L	7-21	Los Angeles (AFL)	19,402
11/11	L	21-38	at Boston	11,653
11/24	W	41-35	Dallas (AFL)	14,344
12/4	W	30-27	at Denver	5,861
12/11	W	31-28	at Oakland	9,037
12/18	L	43-50	at LA (AFL)	11,457

1960 AFL STANDINGS

Eastern Division				
Houston	10	4	0	.714
Titans	**7**	**7**	**0**	**.500**
Buffalo	5	8	1	.385
Boston	5	9	0	.357
Western Division				
Los Angeles	10	4	0	.714
Dallas	8	6	0	.571
Oakland	6	8	0	.429
Denver	4	9	1	.308

AFL Championship:
Houston 24, Los Angeles 16

SCORE BY QUARTER

Titans	94	138	73	77	**382**
Opp.	67	99	76	157	**399**

TEAM STATISTICS

	Titans	Opp.
Total First Downs	**286**	**262**
By Rushing	111	109
By Passing	152	133
By Penalty	23	20
Total Net Yards	**4,794**	**4,669**
Avg. per Game	342.4	333.5
Total Offensive Plays	959	864
Avg. per Play	5	5.4
Net Yards Rushing	**1,817**	**1,914**
Total Rushing Plays	445	394
Avg. per Rush	4.1	136.7
Avg. per Game	129.8	4.9
Net Yards Passing	**2,977**	**2,755**
Avg. per Game	212.6	196.8
Sacked/Yards Lost	40/357	20/164
Gross Yards Passing	3,334	2,919
Att./Completions	474/236	450/216
Completion Pct.	49.8	48
Had Intercepted	28	24
Punts/Avg.	**62/36.2**	**65/37.0**
Net Punting Avg.	**62/31.0**	**65/35.4**
Penalties/Yards	**53/672**	**77/911**
Fumbles/Lost	**36/20**	**27/16**
Touchdowns	**51**	**53**
Rushing	14	24
Passing	32	27
Returns	5	2

RUSHING

Player	No	Yds	Avg	TD
Dorow	90	453	5.0	7
Bohling	123	431	3.5	2
Mathis	92	307	3.3	2
Shockley	37	156	4.2	0
Burton	16	119	7.4	1
Hart	25	113	4.5	0
Pagliei	17	69	4.1	1
Wegert	17	63	3.7	1
Martin	7	32	4.6	0
Jamieson	2	10	5.0	0
Titans	**426**	**1,753**	**4.1**	**14**
Opp.	**394**	**1,914**	**4.9**	**24**

RECEIVING

Player	No	Yds	Avg	TD
Maynard	72	1,265	17.6	6
Powell	69	1,167	16.9	14
Bohling	30	268	8.9	4
Mathis	18	103	5.7	0
Ross	10	122	12.2	1
Cooper	9	161	17.9	3
Shockley	8	69	8.6	2
Herndon	5	57	11.4	1
Wegert	3	59	19.7	1
Hart	3	19	6.3	0
Burton	3	8	2.7	0
Martin	2	5	2.5	0
Pagliei	1	13	13.0	0
Sapienza	1	4	4.0	0
Klotz	0	5	-	0
Titans	**234**	**3,325**	**14.2**	**32**
Opp.	**216**	**2,919**	**13.5**	**27**

INTERCEPTIONS

Player	No	Yds	Avg	Lg	TD
Julian	6	27	4.5	12	0
Donnahoo	5	89	17.8	39	0
Grantham	5	13	2.6	7	0
Bell	2	20	10.0	12	0
Tharp	2	19	9.5	14	0
Felt	2	7	3.5	7	0
Mumley	1	26	26.0	26t	1
Ellis	1	0	0.0	0	0
Titans	**24**	**201**	**8.4**	**39**	**1**
Opp.	**28**	**228**	**8.1**	**22**	**0**

PUNTING

Player	No	Yds	Avg
Pagliei	48	1,679	35.0
Sapienza	8	299	37.4
Dorow	6	264	44.0
Titans	**62**	**2,242**	**36.2**
Opp.	**65**	**2,404**	**37.0**

PUNT RETURNS

Player	No	FC	Yds	TD
Burton	12	72	7.8	0
Shockley	3	12	4.0	0
Herndon	2	21	10.5	0
Tharp	1	0	0.0	0
Titans	**18**	**105**	**5.8**	**0**
Opp.	**29**	**318**	**11.0**	**0**

SCORING

Player	TD	Ru	Pa	Rt	PAT	FG	S	2pt	TP
Shockley	2	0	2	0	47/50	9/21	0	0	86
Powell	14	0	14	0	-	-	0	0	84
Dorow	7	7	4	0	-	-	0	0	42
Bohling	6	2	6	0	-	-	0	0	36
Maynard	6	0	3	0	-	-	0	0	36
Cooper	3	0	0	0	-	-	0	1	20
Burton	3	1	0	2	-	-	0	0	18
Donnahoo	2	0	0	2	-	-	0	0	12
Mathis	2	2	1	0	-	-	0	0	12
Wegert	2	1	1	0	-	-	0	0	12
Herndon	1	0	0	0	-	-	0	0	6
Mumley	1	0	0	1	-	-	0	0	6
Pagliei	1	0	0	0	-	-	0	0	6
Ross	1	1	1	0	-	-	0	0	6
Two Point Conversions: Titans 1-1, Opponents 1-1									
Titans	**51**	**14**	**32**	**5**	**47/50**	**9/21**	**0**	**1**	**382**
Opp.	**53**	**24**	**27**	**5**	**49/52**	**10/25**	**0**	**1**	**399**

KICK RETURNS

Player	No	Yds	Avg	TD
Burton	31	892	28.7	2
Shockley	17	411	24.2	0
Herndon	4	114	28.5	0
Maynard	3	59	19.7	0
Powell	2	63	31.5	0
Reifsnyder	1	16	16.0	0
Klotz	1	8	8.0	0
Titans	**59**	**1,562**	**26.5**	**2**
Opp.	**70**	**1,785**	**25.5**	**1**

FIELD GOALS

Player	1-19	20-29	30-39	40-49	50+
Shockley	3/3	5/8	2/3	1/7	0/1
Titans	**3/3**	**5/8**	**2/3**	**1/7**	**0/1**
Opp.	**2/2**	**2/3**	**5/11**	**1/9**	**0/1**

Shockley: (38N,15G,28G,25N,41N) (25G,23G) ( ) (52N,32G) (47B)(43G) ( ) (33N,18G,24G) (40N) ( ) (47N) (15G) (46N,29N,24B,27G) (40N)

Opponents: (35G) ( ) (33G,36N) (49N) (22G,48N,36G,41N,24N,49N) (34N,34N) (43N) (50N) (33B,43N) (39N,30G,45N,43N) (30N,14G,11G) ( ) ( ) (41G,37G,27G)

USUAL STARTERS

Offense		Defense	
SE	A. Powell	LE	B.Reifsnyder
LT	J. Klotz	LT	T. Saidock
LG	B. Mischak	RT	D. Guesman
C	M. Hudock	RE	N. Mumley
RG	J. McMullan	RLB	E. Bell
RT	G. Cockrell	MLB	R. Ellis
TE	T. Cooper	LLB	L. Grantham
FL	D. Maynard	S	R. Donnahoo
QB	A. Dorow	CB	D. Felt
RB	D. Bohling	CB	F. Julian
FB	B. Mathis	S	C. Tharp

All AFL: Bob Mischak

PASSING

Player	Att	Cmp	Yards	Cmp%	Yds/Att	TD	TD%	Int	Int%	Rating
Dorow	396	201	2,748	50.8	6.94	26	6.60	26	6.6	67.8
Jamieson	70	35	586	50.0	8.37	6	8.60	2	2.9	95.3
Bohling	5	0	0	0.0	0.00	0	0.00	0	0.0	39.6
Scrabis	3	0	0	0.0	0.00	0	0.00	0	0.0	39.6
Titans	**474**	**236**	**3,334**	**49.8**	**7.03**	**32**	**6.80**	**28**	**5.9**	**70.8**
Opp.	**450**	**216**	**2,919**	**48.0**	**6.49**	**27**	**6.00**	**24**	**5.3**	**66.9**

Coaching Staff: John Dell Isola, Defensive Line; **John Steber**, Offensive Line; **Hugh "Bones" Taylor**, Offensive Ends/Defensive Backs; **Dick Todd,** Backfield.

NEW YORK TITANS 1961 SEASON (7-7)

Head Coach: Sammy Baugh - Third in AFL East
Home Stadium: Polo Grounds, Manhattan, NY

Date	W-L	Score	Opponents	Attendance
9/9	W	21-20	at Boston	16,684
9/17	L	31-41	at Buffalo	15,584
9/24	W	35-28	Denver	14,381
10/1	W	37-30	Boston	15,189
10/15	L	10-25	San Diego	25,136
10/22	L	10-27	at Denver	12,508
10/29	W	14-6	at Oakland	7,138
11/5	L	13-48	at San Diego	33,391
11/11	W	23-12	Oakland	16,311
11/19	L	13-49	at Houston	33,428
11/23	W	21-14	Buffalo	12,023
12/3	W	28-7	Dallas (AFL)	14,117
12/10	L	21-48	Houston	9,462
12/17	L	24-35	at Dallas (AFL)	12,500

1961 AFL STANDINGS

Eastern Division				
Houston	10	3	1	.769
Boston	9	4	1	.692
Titans	**7**	**7**	**0**	**.500**
Buffalo	6	8	0	.429
Western Division				
San Diego	12	2	0	.857
Dallas	6	8	0	.429
Denver	3	11	0	.214
Oakland	2	12	0	.143

AFL Championship:
Houston 10, San Diego 3

SCORE BY QUARTER

Titans	66	132	44	59	**301**
Opp.	99	86	103	106	**399**

TEAM STATISTICS

	Titans	Opp.
Total First Downs	**247**	**242**
By Rushing	100	100
By Passing	126	121
By Penalty	21	21
Total Net Yards	**4,065**	**4,677**
Avg. per Game	290.4	334.1
Total Offensive Plays	927	907
Avg. per Play	4.4	5.2
Net Yards Rushing	**1,678**	**1,880**
Total Rushing Plays	426	414
Avg. per Rush	3.9	4.5
Avg. per Game	119.9	134.3
Net Yards Passing	**2,387**	**2,797**
Avg. per Game	170.5	199.8
Sacked/Yards Lost	41/346	31/247
Gross Yards Passing	2,733	3,044
Att./Completions	460/204	462/211
Completion Pct.	44.3	45.7
Had Intercepted	32	25
Punts/Avg.	**74/41.8**	**70/42.4**
Net Punting Avg.	**74/37.9**	**70/35.8**
Penalties/Yards	**69/687**	**77/768**
Fumbles/Lost	**32/20**	**36/21**
Touchdowns	**40**	**50**
Rushing	17	20
Passing	20	26
Returns	3	4

RUSHING

Player	No	Yds	Avg	Lg	TD
Mathis	202	846	4.2	30	7
West	46	232	5.0	35	3
Dorow	54	317	5.9	40t	4
Christy	81	180	2.2	16	2
Brooks	15	55	3.7	9	0
Bohling	13	19	1.5	9	0
Renn	1	14	14.0	14	0
Shockley	5	9	1.8	9	0
Johnson	1	3	3.0	3	0
Apple	7	2	0.3	7	0
Scrabis	1	1	1.0	1t	1
Titans	**426**	**1,678**	**3.9**	**40t**	**17**
Opp.	**414**	**1,880**	**4.5**	**72t**	**20**

RECEIVING

Player	No	Yds	Avg	Lg	TD
Powell	71	881	12.4	48t	5
Maynard	43	629	14.6	45t	8
Christy	29	521	18.0	68	1
Renn	18	268	14.9	67t	1
Cooper	15	208	13.9	35	4
West	8	104	13.0	37	0
Mathis	12	42	3.5	14	1
Bohling	3	34	11.3	27	0
Shockley	3	27	9.0	13	0
Johnson	1	32	32.0	32	0
O'Neil	1	-13	-13.0	-13	0
Titans	**204**	**2,733**	**13.4**	**68**	**20**
Opp.	**211**	**3,044**	**14.4**	**78t**	**26**

INTERCEPTIONS

Player	No	Yds	Avg	Lg	TD
Bookman	6	33	5.5	17	0
Felt	4	88	22.0	55t	0
Riley	4	59	14.8	41	0
Bobo	4	57	14.3	26	0
Cooke	3	46	15.3	43	0
Grantham	1	30	30.0	30	1
Wren	1	2	2.0	2	0
Ames	1	0	0.0	0	0
Paulson	1	0	0.0	0	0
Titans	**25**	**315**	**12.6**	**55t**	**1**
Opp.	**32**	**670**	**20.9**	**99t**	**3**

PUNTING

Player	No	Yds	Avg	Lg	Blk
Johnson	60	2,546	42.4	70	0
Wren	8	271	33.9	58	0
Bookman	6	275	45.8	60	0
Titans	**74**	**3,092**	**41.8**	**70**	**0**
Opp.	**65**	**2,971**	**42.4**	**77**	**0**

PUNT RETURNS

Player	No	FC	Yds	Avg	Lg	TD
Christy	18	0	383	21.3	70t	2
Apple	2	0	12	6.0	10	0
Shockley	2	0	6	3.0	3	0
West	2	0	51	2.0	45	0
Cockrell	1	0	2	2.0	2	0
Maynard	1	0	9	9.0	9	0
Titans	**26**	**0**	**463**	**17.8**	**70t**	**2**
Opp.	**20**	**0**	**318**	**15.9**	**51**	**0**

SCORING

Player	TD	Ru	Pa	Rt	PAT	FG	S	2pt	TP
Mathis	8	7	1	0	-	-	0	0	48
Maynard	8	0	8	0	-	-	0	0	48
Guesman	0	0	0	0	24/25	5/15	0	0	39
Christy	5	2	1	2	-	-	0	0	30
Powell	5	0	5	0	-	-	0	0	30
Cooper	4	0	4	0	-	0/1	0	0	24
Dorow	4	4	0	0	-	-	0	0	24
Shockley	0	0	0	0	13/13	3/7	0	0	22
West	3	3	0	0	-	-	0	0	18
Felt	1	0	0	1	-	-	0	0	6
Renn	1	0	1	0	-	-	0	0	6
Scrabis	1	1	0	0	-	-	0	0	6
Two Point Conversions: Titans 0-1, Opponents 1-2									
Titans	**40**	**17**	**20**	**3**	**37/38**	**8/23**	**0**	**0**	**301**
Opp.	**50**	**20**	**26**	**4**	**46/48**	**14/27**	**0**	**1**	**390**

KICK RETURNS

Player	No	Yds	Avg	Lg	TD
Christy	15	360	24.0	60	2
West	6	115	19.2	25	0
Renn	10	201	20.1	35	0
Brooks	8	111	13.9	25	0
Shockley	6	128	21.3	25	0
Johnson	5	84	16.8	21	0
Ellis	3	25	8.3	13	0
Saidock	2	26	13.0	19	0
Walsh	2	15	7.5	15	0
Apple	1	16	16.0	16	0
Budrewicz	1	0	0.0	0	0
Cooper	1	0	0.0	0	0
Fields	1	19	19.0	19	0
Hynes	1	18	18.0	18	0
Titans	**66**	**1,213**	**18.4**	**60**	**0**
Opp.	**51**	**1,084**	**21.3**	**93t**	**1**

FIELD GOALS

Player	1-19	20-29	30-39	40-49	50+
Guesman	2/3	1/5	1/3	1/3	0/0
Shockley	1/1	1/1	1/3	0/2	0/0
Cooper	0/0	0/0	0/0	0/1	0/0
Titans	**3/4**	**2/6**	**2/6**	**1/6**	**0/0**
Opp.	**3/3**	**6/9**	**5/9**	**0/4**	**0/1**

Guesman: ( ) (16G,42N) ( ) ( ) ( ) ( ) (31N,14B) ()
(22G,40G,18G) ( ) (37N,24N)(29N,24N) ( ) (45N,39G, 28N)

Shockley: ( ) ( ) ( ) (26G) (49N,41N,31G)
(34N,18G,37N) ( ) ( ) ( ) ( ) ( ) ( ) ( ) ( )

Cooper: ( ) ( ) ( ) ( ) ( ) ( ) (42N) ( ) ( ) ( ) ( ) ( ) ( ) ( )

Opponents: (27G,32G,32N) (12G,28G)(37N)(34G,30G, 22N,16G,46B) (20G) (47N,33G,22G)(33N,25G,32G) (29N) ( ) (43N,43N) (21N,37N) (16G,27G, 51N) ( )

USUAL STARTERS

Offense		Defense	
SE	A. Powell	LE	N. Mumley
LT	J. Klotz	LT	T. Saidock
LG	B. Mischak	RT	D. Guesman
C	M. Hudock	RE	S. Youngelman
RG	J. McMullan	LB	E. Cooke
RT	G. Cockrell	LB	H. Bobo
TE	T. Cooper	LB	L. Grantham
FL	D. Maynard	LCB	J. Bookman
QB	A. Dorow	RCB	D. Felt
HB	D. Christy	S	D. Paulson
FB	B. Mathis	S	C. Tharp

AFL All-Star Game: QB Al Dorow, S Dick Felt, RB Bill Mathis, G Bob Mischak

PASSING

Player	Att	Cmp	Yards	Cmp%	Yds/Att	TD	TD%	Int	Int%	Lg	Rating
Dorow	438	197	2,651	45.0	6.50	19	4.30	30	6.8	68	50.7
Scrabis	21	7	82	33.0	3.90	1	4.80	2	9.5	35	22.4
Christy	1	0	0	0.0	0.00	0	0.00	0	0.0	0	39.6
Titans	**460**	**204**	**2,733**	**44.3**	**5.94**	**20**	**4.30**	**32**	**7.0**	**68**	**49.3**
Opp.	**462**	**211**	**3,044**	**45.7**	**6.59**	**26**	**5.60**	**25**	**5.4**	**78t**	**63.8**

Coaching Staff: John Dell Isola, Defensive Line; **John Steber**, Offensive Line; **Hugh "Bones" Taylor**, Offensive Ends/Defensive Backs.

NEW YORK TITANS 1962 SEASON (5-9)

Head Coach: Clyde "Bulldog" Turner
Fourth in AFL East
Home Stadium: Polo Grounds, Manhattan, NY

Date	W-L	Score	Opponents	Attendance
9/9	W	28-17	at Oakland	12,893
9/16	L	14-40	at San Diego	22,003
9/22	W	17-6	at Buffalo	24,024
9/30	L	10-32	Denver	5,729
10/6	L	14-43	Boston	4,719
10/14	L	17-56	at Houston	20,650
10/21	L	17-20	at Dallas (AFL)	17,814
10/28	W	23-3	San Diego	7,175
11/4	W	31-21	Oakland	4,728
11/11	L	31-52	Dallas (AFL)	5,974
11/22	W	46-45	at Denver	15,776
11/30	L	17-24	at Boston	20,015
12/8	L	3-20	Buffalo	4,011
12/15	L	10-44	Houston	3,828

1962 AFL STANDINGS

Eastern Division				
Houston	11	3	0	.786
Boston	9	4	1	.692
Buffalo	7	6	1	.538
Titans	**5**	**9**	**0**	**.357**
Western Division				
Dallas	11	3	0	.786
Denver	7	7	0	.500
San Diego	4	10	0	.286
Oakland	1	13	0	.071

AFL Championship:
Dallas 20, Houston 17 (OT)

SCORE BY QUARTER

Titans	65	73	95	45	**278**
Opp.	72	124	110	117	**423**

TEAM STATISTICS

	Titans	Opp.
Total First Downs	**206**	**253**
By Rushing	60	103
By Passing	131	122
By Penalty	15	28
Total Net Yards	**3,955**	**4,655**
Avg. per Game	282.5	332.5
Total Offensive Plays	876	906
Avg. per Play	4.5	5.1
Net Yards Rushing	**1,213**	**2,049**
Total Rushing Plays	317	453
Avg. per Rush	3.8	4.5
Avg. per Game	86.6	146.4
Net Yards Passing	**2,742**	**2,606**
Avg. per Game	195.9	186.1
Sacked/Yards Lost	54/419	36/323
Gross Yards Passing	3,161	2,929
Att./Completions	505/242	417/194
Completion Pct.	47.9	46.5
Had Intercepted	35	29
Punts/Avg.	**77/41.6**	**70/37.9**
Punt Return/Avg.	**25/11.9**	**30/9.8**
Penalties/Yards	**84/771**	**73/717**
Fumbles/Lost	**35/20**	**30/16**
Touchdowns	**34**	**52**
Rushing	9	19
Passing	20	28
Returns	5	5

RUSHING

Player	No	Yds	Avg	Lg	TD
Christy	114	535	4.7	47	3
Mathis	71	245	3.5	41	3
Johnson	26	114	4.4	25	0
Flowers	21	78	3.7	14	0
Grosscup	8	62	7.8	18	0
Tiller	31	43	1.4	25	0
Green	17	35	2.1	8	3
Stephens, H.	6	33	5.5	14	0
Fowler	5	27	5.4	19	0
West	9	16	1.7	7	0
Songin	4	11	2.7	10	0
Look	2	9	4.5	8	0
Kovec	3	5	1.6	3	0
Titans	**317**	**1,213**	**3.8**	**47**	**9**
Opp.	**453**	**2,049**	**4.5**	**64t**	**19**

RECEIVING

Player	No	Yds	Avg	Lg	TD
Powell	64	1,130	17.7	80t	8
Christy	62	538	8.7	41	3
Maynard	56	1,041	18.6	86t	8
Johnson	14	62	4.4	12	0
Tiller	13	108	8.3	19	0
Cooper	12	122	10.2	25	1
Flowers	7	55	7.9	14	0
Richards	6	69	11.5	22	0
Mathis	6	32	5.3	14	0
Kovac	1	3	3.0	3	0
West	1	1	1.0	1	0
Titans	**242**	**3,161**	**13.1**	**86t**	**20**
Opp.	**194**	**2,929**	**15.1**	**78t**	**19**

INTERCEPTIONS

Player	No	Yds	Avg	Lg	TD
Riley	11	122	11.1	30	0
Fontes	4	145	36.3	83t	1
Atkins	4	30	7.5	17	0
Paulson	3	0	0.0	0	0
Grantham	2	2	1.0	2	0
Hynes	2	2	1.0	2	0
Kovac	1	21	21.0	21	0
Cooke	1	20	20.0	20	0
Bobo	1	14	14.0	14	0
Titans	**29**	**356**	**12.3**	**83t**	**1**
Opp.	**35**	**544**	**15.5**	**59t**	**3**

PUNTING

Player	No	Yds	Avg	Lg	Blk
Johnson	50	1,998	40.0	62	0
Atkins	21	969	46.1	63	1
Green	3	121	40.3	55	0
Paulson	3	113	37.7	48	0
Titans	**77**	**3,201**	**41.6**	**63**	**0**
Opp.	**70**	**2,652**	**37.9**	**66**	**1**

PUNT RETURNS

Player	No	FC	Yds	Avg	Lg	TD
Christy	15	0	250	16.7	73t	2
Tiller	9	0	47	5.2	20	0
West	1	0	0	0.0	0	0
Titans	**25**	**0**	**297**	**11.9**	**73t**	**2**
Opp.	**30**	**0**	**295**	**9.8**	**45**	**0**

SCORING

Player	TD	Ru	Pa	Rt	PAT	FG	S	2pt	TP
Shockley	0	0	0	0	29/30	13/26	0	0	68
Christy	8	3	3	2	-	-	0	0	48
Maynard	8	0	8	0	-	-	0	0	48
Powell	8	0	8	0	-	-	0	0	48
Green	3	3	0	0	-	-	0	0	18
Mathis	3	3	0	0	-	-	0	0	18
Cooper	1	0	1	0	-	-	0	1	8
Cooke	1	0	0	1	-	-	0	0	6
Fontes	1	0	0	1	-	-	0	0	6
Grantham	1	0	0	1	-	-	0	0	6
Guesman	0	0	0	0	2/2	0/1	0	0	2
Two Point Conversions: Titans 1-2, Opponents 1-1									
Titans	**34**	**9**	**20**	**5**	**31/32**	**13/27**	**1**	**1**	**278**
Opp.	**52**	**19**	**28**	**5**	**46/51**	**21/31**	**0**	**1**	**423**

KICK RETURNS

Player	No	Yds	Avg	Lg	TD
Christy	38	824	21.7	43	0
Tiller	22	462	21.0	40	0
Kovac	4	72	18.0	23	0
Shockley	3	73	24.3	32	0
West	3	131	43.7	68	0
Cooper	1	3	3.0	3	0
Fournet	1	0	0.0	0	0
Johnson	1	14	14.0	14	0
Titans	**73**	**1,579**	**21.6**	**68**	**0**
Opp.	**46**	**1,194**	**26.0**	**103t**	**1**

FIELD GOALS

Player	1-19	20-29	30-39	40-49	50+
Shockley	3/3	4/5	5/8	1/10	0/0
Guesman	0/0	0/0	0/0	0/2	0/0
Titans	**3/3**	**4/5**	**5/8**	**1/12**	**0/0**
Opp.	**5/6**	**3/4**	**6/7**	**7/12**	**0/2**

Shockley: () (48N,40B) (35G) (17G,22B) ()
(40G,38B) (34N,48N,10G,49N) (18G,42N)
(28G,42N) (39G,36G,32G,33B) (28G)
(47N,47N,37G) (23G) (29G,46N)
Guesman: () () (45N) () (44N) () () () () () () () ()

Opponents: (25N,16N,33G 36N) (44G,30G)
() (12G,17G,26G,48G) (28G,12G,38G)
(53N) (49N,42G,44N,33G) (43N,43G) (49N)
(15G) (45G,8G,49G,52GN) (32G) (42G,27G)
(30G,46N)

USUAL STARTERS

Offense		Defense	
WR	A. Powell	LDE	B. Watters
LT	J. Klotz	LDT	G. Strugar
LG	B. Mischak	RDT	D. Guesman
C	M. Hudock	RDE	L. Torczon
RG	S. Fournet	RLB	L. Grantham
RT	R. Ellis	MLB	H. Bobo
TE	T. Cooper	LLB	E. Cooke
WR	D. Maynard	LCB	D. Paulson
QB	J. Green	RCB	P. Hynes
RB	D. Christy	S	E. Kovac
FB	B. Mathis	S	L. Riley

AFL All-Star Game: RB Dick Christy, LB Larry Grantham, G Bob Mischak

PASSING

Player	Att	Cmp	Yards	Cmp%	Yds/Att	TD	TD%	Int	Int%	Lg	Rating
Green, J.	258	128	1,741	49.6	6.75	10	3.30	18	7.0	63t	55.4
Grosscup	126	57	855	45.2	6.79	8	6.30	8	6.3	86t	62.8
Songin	90	42	442	46.7	4.91	2	2.20	7	7.8	64t	36.4
Stephens	22	15	123	68.2	5.59	0	0.00	0	0.0	26	82.2
Christy	6	0	0	0.0	0.00	0	0.00	0	0.0	0	39.6
Scrabis	2	0	0	0.0	0.00	0	0.00	1	50.0	0	39.6
Look	1	0	0	0.0	0.00	0	0.00	1	100.0	0	0.0
Titans	**505**	**242**	**3,161**	**47.9**	**6.26**	**20**	**4.00**	**35**	**6.9**	**86t**	**52.4**
Opp.	**417**	**194**	**2,929**	**46.5**	**7.02**	**28**	**6.70**	**29**	**7.0**	**78t**	**63.5**

Coaching Staff: John Dell Isola, Defensive Line; **Hugh "Bones" Taylor**, Offensive Ends/Defensive Backs; **Ed Sprinkle**, Defense.

1963 SEASON (5-8-1)

Head Coach: Weeb Ewbank - Fourth in AFL East
Home Stadium: Polo Grounds, Manhattan, NY

Date	W-L	Score	Opponents	Attendance
9/8	L	14-38	at Boston	24,120
9/22	W	24-17	Houston	9,336
9/28	W	10-7	Oakland	17,100
10/5	W	31-24	Boston	16,769
10/13	L	20-24	at San Diego	27,189
10/20	L	26-49	at Oakland	15,557
10/26	T	35-35	Denver	22,553
11/2	L	7-53	San Diego	20,798
11/10	L	27-31	at Houston	23,619
11/17	W	14-9	Denver	14,247
12/1	W	17-0	Kansas City	18,824
12/8	L	14-45	at Buffalo	20,222
12/14	L	10-19	Buffalo	6,526
12/22	L	0-48	at Kansas City	12,202

1963 AFL STANDINGS

Eastern Division				
Boston	7	6	1	.500
Buffalo	7	6	1	.500
Houston	6	8	0	.428
Jets	**5**	**8**	**1**	**.385**
Western Division				
San Diego	11	3	0	.786
Oakland	10	4	0	.714
Kansas City	5	7	2	.357
Denver	2	11	1	.142

AFL Championship:
San Diego 51, Boston 10

SCORE BY QUARTER

Jets	84	61	37	6	**249**
Opp.	103	79	95	122	**399**

TEAM STATISTICS

	Jets	Opp.
Total First Downs	**198**	**280**
By Rushing	52	116
By Passing	121	147
By Penalty	25	17
Total Net Yards	**3,510**	**5,167**
Avg. per Game	250.7	369.1
Total Offensive Plays	821	900
Avg. per Play	4.3	5.7
Net Yards Rushing	**978**	**2,129**
Total Rushing Plays	306	460
Avg. per Rush	3.2	4.6
Avg. per Game	69.9	152.1
Net Yards Passing	**2,532**	**3,038**
Avg. per Game	180.9	217.0
Sacked/Yards Lost	35/298	23/180
Gross Yards Passing	2,830	3,218
Att./Completions	480/209	417/223
Completion Pct.	43.5	53.5
Had Intercepted	29	21
Punts/Avg.	**71/42.7**	**56/42.9**
Punt Return/Avg.	**17/11.9**	**31/11.5**
Net Punting Avg.	**37.7**	**39.3**
Penalties/Yards	**55/650**	**85/935**
Fumbles/Lost	**22/15**	**26/15**
Touchdowns	**32**	**52**
Rushing	8	25
Passing	21	26
Returns	3	1

RUSHING

Player	No	Yds	Avg	Lg	TD
Smolinski	150	561	3.7	56	4
Mathis	107	268	2.5	16	1
Christy	26	88	3.4	13	1
Hall	9	24	2.7	12	1
D. Wood	7	17	2.4	11	1
Perkins	3	8	2.7	8	0
Johnson	2	6	3.0	5	0
Maynard	2	6	3.0	8	0
Jets	**306**	**978**	**3.2**	**56**	**8**
Opp.	**460**	**2,129**	**4.6**	**74t**	**25**

RECEIVING

Player	No	Yds	Avg	Lg	TD
Turner	71	1,009	14.2	53	6
Maynard	38	780	20.5	73t	9
Smolinski	34	278	8.2	49t	1
Mackey	23	263	11.4	31	3
Mathis	18	177	9.8	33t	1
Gregory	9	90	10.0	16	0
Christy	8	73	9.1	13	0
Heeter	7	149	21.3	40	1
Johnson	1	11	11.0	11	0
Jets	**209**	**2,830**	**13.5**	**73t**	**21**
Opp.	**223**	**3,218**	**14.4**	**93t**	**26**

INTERCEPTIONS

Player	No	Yds	Avg	Lg	TD
Paulson	6	114	19.0	47	0
Baird	6	31	5.2	26	0
Grantham	3	89	29.7	41	0
Washington	2	2	1.0	2	0
Price	1	15	15.0	15	0
Janerette	1	6	6.0	6	0
Stricker	1	6	6.0	6	0
Torczon	1	2	2.0	2	0
Starks	0	19	-	19	0
Jets	**21**	**284**	**13.5**	**47**	**0**
Opp.	**29**	**359**	**12.4**	**40**	**0**

PUNTING

Player	No	Yds	Avg	Lg	Blk
Johnson	71	3,034	42.7	64	0
Jets	**71**	**3,034**	**42.7**	**64**	**0**
Opp.	**56**	**2,403**	**42.9**	**63**	**1**

PUNT RETURNS

Player	No	FC	Yds	Avg	Lg	TD
Christy	9	0	46	5.1	13	0
Baird	4	0	143	35.8	93t	1
Starks	3	0	7	2.3	3	0
Maynard	1	0	6	6.0	6	0
Jets	**17**	**0**	**202**	**11.9**	**93t**	**1**
Opp.	**31**	**0**	**357**	**11.5**	**47**	**0**

SCORING

Player	TD	Ru	Pa	Rt	PAT	FG	S	2pt	TP
J. Turner	0	0	0	0	31/31	20/34	0	0	91
Maynard	14	0	14	0	-	-	0	0	84
Mathis	6	5	1	0	-	-	0	0	36
Snell	4	4	0	0	-	-	0	0	24
Carson	2	2	0	0	-	-	0	0	12
Sauer	2	0	2	0	-	-	0	0	12
B. Turner	2	0	2	0	-	-	0	0	12
Mackey	1	0	1	0	-	-	0	1	8
Johnson	1	0	1	0	-	-	0	0	6
Two Point Conversions: Jets 1-1, Opponents 0-2									
Jets	**32**	**11**	**21**	**0**	**31/31**	**20/34**	**0**	**1**	**285**
Opp.	**52**	**25**	**26**	**1**	**48/50**	**11/24**	**1**	**2**	**399**

KICK RETURNS

Player	No	Yds	Avg	Lg	TD
Christy	22	545	24.8	71	0
Starks	19	336	17.7	30	0
Turner	14	299	21.4	49	0
Johnson	8	117	14.6	26	0
Perkins	4	55	13.8	18	0
Stricker	4	90	22.5	30	0
Mackey	1	0	0.0	0	0
Mathis	1	11	11.0	11	0
Smolinski	1	10	10.0	10	0
Jets	**74**	**1,463**	**19.8**	**71**	**0**
Opp.	**50**	**1,147**	**22.9**	**52**	**0**

FIELD GOALS

Player	1-19	20-29	30-39	40-49	50+
Guesman	2/3	0/0	5/10	1/8	1/3
Jets	**2/3**	**0/0**	**5/10**	**1/8**	**1/3**
Opp.	**4/5**	**1/2**	**5/6**	**1/10**	**0/1**

Guesman: (39N) (30G) (35G,44N,32N) (36G,38N) (47N,44G,13N,32G) (51G,16G) ( ) (49N,42N) (40N) (54N,52N) (45N,45N,32G) (36N) (17G,34N) ( )

Opponents: (47N,31G,44N) (44N,37G) (41N) (45N, 36G) (28G,26N) ( ) (43N) (18G) (47N,32G) (15G,15N,49G,33G) (45N,52N) (13G,37N) (13G) (47N)

USUAL STARTERS

Offense		Defense	
WR	B. Turner	LE	B. Waters
LT	J. Klotz	LT	C. Janerette
LG	D. Ficca	RT	D. Guesman
C	M. Hudock	RE	L. Torczon
RG	S. DeLuca	LLB	J. Price
RT	S. Plunkett	MLB	D. Yohn
TE	D. Mackey	RLB	L. Grantham
WR	D. Maynard	RCB	T. Stricker
QB	D. Wood	LCB	M. Starks
RB	D. Christy	LS	D. Paulson
FB	M. Smolinski	RS	B. Baird

AFL All-Star Game: RB Dick Christy, LB Larry Grantham, G Bob Mischak

PASSING

Player	Att	Cmp	Yards	Cmp%	Yds/Att	TD	TD%	Int	Int%	Lg	Rating
D. Wood	352	160	2,204	45.5	6.26	18	5.10	19	5.4	60t	60.6
Hall	118	45	611	38.1	5.18	3	2.50	9	7.6	73t	32.1
Green	6	2	10	33.3	1.67	0	0.00	1	16.7	6	2.8
Chelbek	4	2	5	50.0	1.25	0	0.00	0	0.0	4	56.3
Jets	**480**	**209**	**2,830**	**43.5**	**5.90**	**21**	**4.40**	**29**	**6.0**	**73t**	**52.3**
Opp.	**417**	**223**	**3,218**	**53.5**	**7.72**	**26**	**6.20**	**21**	**5.0**	**93t**	**78.6**

Coaching Staff: Clive Rush, Offense; **Jack Donaldson**, Defensive Line; **Chuck Knox**, Offensive Line; **Walt Michaels**, Defensive Backfield.

1964 SEASON (5-8-1)

Head Coach: Weeb Ewbank - Third in AFL East
Home Stadium: Shea Stadium

Date	W-L	Score	Opponents	Attendance
9/12	W	30-6	Denver	44,497
9/27	L	10-26	at Boston	22,716
10/3	T	17-17	San Diego	50,222
10/10	W	35-13	Oakland	36,499
10/17	W	24-21	Houston	35,816
10/24	L	24-34	at Buffalo	39,621
10/31	W	35-14	Boston	45,033
11/8	L	7-20	Buffalo	61,929
11/15	L	16-20	at Denver	11,309
11/22	L	26-35	at Oakland	15,589
11/29	W	27-14	Kansas City	46,597
12/6	L	3-38	at San Diego	25,753
12/13	L	17-33	at Houston	16,225
12/20	L	7-24	at Kansas City	14,316

1964 AFL STANDINGS

Eastern Division				
Buffalo	12	2	0	.857
Boston	10	3	1	.769
Jets	**5**	**8**	**1**	**.385**
Houston	4	10	0	.286
Western Division				
San Diego	8	5	1	.615
Kansas City	7	7	0	.500
Oakland	5	7	2	.417
Denver	2	11	1	.154

AFL Championship:
Buffalo 20, San Diego 7

SCORE BY QUARTER

Jets	82	84	59	53	**278**
Opp.	40	77	96	102	**315**

TEAM STATISTICS

	Jets	Opp.
Total First Downs	**201**	**238**
By Rushing	73	77
By Passing	108	147
By Penalty	20	14
Total Net Yards	**3,889**	**4,916**
Avg. per Game	277.8	351.1
Total Offensive Plays	862	911
Avg. per Play	4.5	5.4
Net Yards Rushing	**1,452**	**1,675**
Total Rushing Plays	384	410
Avg. per Rush	3.8	4.1
Avg. per Game	104.1	119.6
Net Yards Passing	**2,432**	**3,241**
Avg. per Game	173.7	231.5
Sacked/Yards Lost	27/262	28/231
Gross Yards Passing	2,694	3,472
Att./Completions	451/201	473/228
Completion Pct.	44.6	48.2
Had Intercepted	33	34
Punts/Avg.	**79/41.3**	**71/40.5**
Net Punting Avg.	**79/34.4**	**71/35.1**
Penalties/Yards	**53/477**	**101/951**
Fumbles/Lost	**14/7**	**19/10**
Touchdowns	**34**	**39**
Rushing	11	14
Passing	19	22
Returns	4	3

RUSHING

Player	No	Yds	Avg	Lg	TD
Snell	215	948	4.4	42	5
Mathis	105	305	2.9	31	4
Smolinski	34	117	3.4	19	1
Taliaferro	9	45	5.0	14	0
Johnson	6	22	3.7	8	0
Baird	1	8	8.0	8	0
Wood	9	6	0.7	6	1
Maynard	3	3	1.0	14	0
J. Turner	1	3	3.0	3	0
Liske	1	0	0.0	0	0
Jets	**384**	**1,457**	**3.8**	**42**	**11**
Opp.	**410**	**1,675**	**4.1**	**91t**	**14**

RECEIVING

Player	No	Yds	Avg	Lg	TD
B. Turner	58	974	16.8	71t	9
Snell	56	393	7.0	41t	1
Maynard	46	847	18.4	68t	8
Mackey	14	213	15.2	35	0
Heeter	13	153	11.8	21	1
Evans	7	56	8.0	17	0
Mathis	4	39	9.8	15	0
Smolinski	3	19	6.3	12	0
Jets	**201**	**2,694**	**13.4**	**71t**	**19**
Opp.	**228**	**3,472**	**15.2**	**82t**	**22**

INTERCEPTIONS

Player	No	Yds	Avg	Lg	TD
Paulson	12	157	13.1	42	1
Baird	8	130	16.3	54t	1
McDaniel	3	60	20.0	38t	1
Grantham	2	32	16.0	22	0
Baker	2	17	8.5	11	0
West	1	0	0.0	0	0
Torczon	1	40	40.0	40t	1
Starks	1	20	20.0	20	0
Rademacher	1	16	16.0	16	0
Johnston	1	3	3.0	3	0
Cummings	1	2	2.0	2	0
V. Turner	1	0	0.0	0	0
Jets	**34**	**477**	**14.0**	**54t**	**4**
Opp.	**33**	**448**	**13.6**	**50**	**1**

PUNTING

Player	No	Yds	Avg	Net	Tb	Lg	Blk
Johnson	79	3,261	41.3	34.4	6	61	2
Jets	**79**	**3,261**	**41.3**	**34.4**	**6**	**61**	**2**
Opp.	**71**	**2,877**	**40.5**	**35.1**	**5**	**64**	**3**

PUNT RETURNS

Player	No	Yds	Avg	Lg	TD
Baird	18	170	6.3	27	0
Paulson	8	34	3.4	12	0
Starks	5	36	12.0	27	0
Pashe	4	28	7.0	16	0
V. Turner	2	2	7.0	2	0
Rademacher	1	3	1.0	3	0
Rowley	0	10	-	10	0
Jets	**38**	**283**	**7.4**	**23**	**0**
Opp.	**43**	**426**	**9.9**	**54**	**1**

SCORING

Player	TD	Ru	Pa	Rt	PAT	FG	S	2pt	TP
J. Turner	0	0	0	0	31/31	13/26	0	0	72
B.Turner	9	0	9	0	-	-	0	0	54
Maynard	8	0	8	0	-	-	0	0	48
Snell	6	5	1	0	-	-	0	0	36
Mathis	4	4	0	0	-	-	0	0	24
Baird	1	0	0	1	-	-	0	0	6
Heeter	1	0	1	0	-	-	0	0	6
McDaniel	1	0	0	1	-	-	0	0	6
Paulson	1	0	0	1	-	-	0	0	6
Smolinski	1	1	0	0	-	-	0	0	6
Torczon	1	0	0	1	-	-	0	0	6
Wood	1	1	0	0	-	-	0	0	6
Baker	0	0	0	0	-	-	1	0	2
Two Point Conversions: Jets 0-1, Opponents 0-1									
Jets	**34**	**11**	**19**	**4**	**33/33**	**13/26**	**1**	**0**	**278**
Opp.	**39**	**14**	**22**	**3**	**36/38**	**15/27**	**0**	**0**	**315**

KICK RETURNS

Player	No	Yds	Avg	Lg	TD
Evans	13	259	19.9	30	0
Baird	11	240	21.8	33	0
Snell	7	158	22.6	31	0
Starks	7	183	26.1	41	0
West	5	142	28.4	64	0
Johnson	3	43	14.3	17	0
Smolinski	2	19	9.5	15	0
Heeter	1	0	0.0	0	0
Johnston	1	19	19.0	19	0
Mathis	1	0	0.0	0	0
McCusker	1	0	0.0	0	0
Perreault	1	0	0.0	0	0
V. Turner	1	25	25.0	25	0
Jets	**54**	**1,088**	**20.1**	**64**	**0**
Opp.	**53**	**1,236**	**23.3**	**91**	**0**

FIELD GOALS

Player	1-19	20-29	30-39	40-49	50+
J. Turner	4/4	2/4	5/8	1/7	1/3
Jets	**4/4**	**2/4**	**5/8**	**1/7**	**1/3**
Opp.	**3/5**	**3/4**	**5-8**	**4/9**	**0/2**

J.Turner: (11G,27G,21G) (40G,54N) (48B,34G,22B)(48N,37N) (12G) (9G,46N) ( ) (36N) ( ) (50N,39G,15G,20B) (36G,36G) (37G) (50G,31B) (40N,42N,41N)

Opponents: (32G,54N,17G,49N) (47G,26G,49N,41G,44N) (47G,27B,40B) ( ) ( ) (37B,12G,31G) (30N) (47G,33G) (13N,52N) ( ) ( ) (19G,16N) (20G,49N,31G) (28G)

USUAL STARTERS

Offense		Defense	
WR	B. Turner	LE	B. Wilder
LT	W. Hill	LT	P. Rochester
LG	D. Ficca	RT	G. Holtz
C	M. Huddock	RE	L. Torczon
RG	S. DeLuca	LLB	R. Baker
RT	S. Plunkett	MLB	W. McDaniel
TE	G.Heeter/D.Mackey	RLB	L. Grantham
WR	D. Maynard	LCB	W. West
QB	D. Wood	RCB	C. Washington
RB	B. Mathis	LS	D. Paulson
FB	M. Snell	RS	B. Baird

AFL All-Star Game:
LB Larry Grantham, T Winston Hill, S Dainard Paulson, T Sherman Plunkett, FB Matt Snell

PASSING

Player	Att.	Cmp.	Yards	Cmp%	Yds/Att	TD	TD%	Int	Int%	Lg	Sk/Yds	Rating
Wood	358	169	2,298	47.2	6.42	17	4.70	25	7.0	71t	18/39	54.9
Taliaferro	73	23	341	31.5	4.67	2	2.70	5	6.8	66t	9/123	28.4
Liske	18	9	55	50.0	3.06	0	0.00	2	11.1	27	0/0	16.9
Johnson	1	0	0	0.0	0.00	0	0.00	0	0.0	0	0/0	39.6
Snell	1	0	0	0.0	0.00	0	0.00	1	100.0	0	0/0	0
Jets	**451**	**201**	**2,694**	**44.6**	**5.97**	**19**	**4.2**	**33**	**7.3**	**71t**	**27/262**	**47.7**
Opp.	**473**	**228**	**3,472**	**48.2**	**7.34**	**22**	**4.7**	**34**	**7.2**	**82t**	**28/231**	**58.4**

Coaching Staff: Clive Rush, Offense; **Jack Donaldson**, Defensive Backfield; **Chuck Knox**, Offensive Line; **Walt Michaels**, Defensive Line.

1965 SEASON (5-8-1)

Head Coach: Weeb Ewbank - Second in AFL
East Home Stadium: Shea Stadium

Date	W-L	Score	Opponents	Attendance
9/12	L	21-27	at Houston	52,680
9/18	L	10-14	Kansas City	53,658
9/26	L	21-33	at Buffalo	45,056
10/3	L	13-16	at Denver	34,988
10/16	T	24-24	Oakland	59,890
10/23	L	9-34	San Diego	60,679
10/31	W	45-10	Denver	55,572
11/7	W	13-10	at Kansas City	25,523
11/14	W	30-20	at Boston	18,589
11/21	W	41-14	Houston	55,312
11/28	L	23-27	Boston	59,334
12/4	L	7-38	at San Diego	32,167
12/12	L	14-24	at Oakland	19,013
12/19	W	14-12	Buffalo	57,396

1963 AFL STANDINGS

Eastern Division				
Buffalo	10	3	1	.769
Jets	**5**	**8**	**1**	**.385**
Boston	4	8	2	.333
Houston	4	10	0	.286
Western Division				
San Diego	9	2	3	.818
Oakland	8	5	1	.615
Kansas City	7	5	2	.583
Denver	4	10	0	.286

AFL Championship:
Buffalo 23, San Diego 0

SCORE BY QUARTER

Jets	43	104	52	86	**285**
Opp.	26	105	71	101	**303**

TEAM STATISTICS

	Jets	Opp.
Total First Downs	**211**	**235**
By Rushing	77	85
By Passing	120	136
By Penalty	14	14
Total Net Yards	**4,081**	**4,228**
Avg. per Game	291.5	302
Total Offensive Plays	843	925
Avg. per Play	4.8	4.6
Net Yards Rushing	**1,492**	**1,566**
Total Rushing Plays	366	431
Avg. per Rush	4.1	3.6
Avg. per Game	106.6	111.9
Net Yards Passing	**2,589**	**2,662**
Avg. per Game	184.9	190.1
Sacked/Yards Lost	17/162	22/238
Gross Yards Passing	2,751	2,900
Att./Completions	460/209	472/220
Completion Pct.	45.4	46.6
Had Intercepted	22	26
Punts/Avg.	**72/45.3**	**78/39.8**
Punt Return/Avg.	**29/5.7**	**39/8.9**
Net Punting Avg.	**72/39.6**	**78/37.7**
Penalties/Yards	**58/684**	**77/865**
Fumbles/Lost	**16/10**	**18/11**
Touchdowns	**32**	**35**
Rushing	11	10
Passing	21	22
Returns	0	3

RUSHING

Player	No	Yds	Avg	Lg	TD
Snell	169	763	4.5	44	4
Mathis	147	604	4.1	79	5
Smolinski	24	59	2.5	14	0
Carson	7	25	3.6	15	2
Namath	8	19	2.4	14	0
McDaniel	1	13	13.0	13	0
Taliaferro	7	4	0.6	10	0
Johnson	2	3	1.5	2	0
Maynard	1	2	2.0	2	0
Jets	**366**	**1,492**	**4.1**	**79**	**11**
Opp.	**431**	**1,566**	**3.6**	**57t**	**10**

RECEIVING

Player	No	Yds	Avg	Lg	TD
Maynard	68	1,218	17.9	56t	14
Snell	38	264	6.9	35	0
B. Turner	31	402	13.0	62	2
Sauer	29	301	10.4	33	2
Mathis	17	242	14.2	32	1
Mackey	16	255	15.9	47	1
Smolinski	6	25	4.2	12	0
Evans	2	24	12.0	17	0
Hetter	1	14	14.0	14	0
Johnson	1	6	6.0	6t	1
Jets	**209**	**2,751**	**13.2**	**62**	**21**
Opp.	**220**	**2,900**	**13.2**	**66**	**22**

INTERCEPTIONS

Player	No	Yds	Avg	Lg	TD
Paulson	7	72	10.3	22	0
West	6	57	9.5	28	0
Baird	3	9	3.0	9	0
Baker	2	24	12.0	14	0
Abruzzese	2	13	6.5	13	0
Gordon	2	7	3.5	7	0
Biggs	1	44	44.0	44	0
McDaniel	1	7	7.0	7	0
Atkinson	1	2	2.0	2	0
Grantham	1	0	0.0	0	0
Jets	**26**	**235**	**9.0**	**44**	**0**
Opp.	**22**	**339**	**15.4**	**79t**	**2**

PUNTING

Player	No	Yds	Avg	Net	Tb	Lg	Blk
Johnson	72	3,260	45.3	39.6	3	73	0
Jets	**72**	**3,260**	**45.3**	**39.6**	**3**	**73**	**0**
Opp.	**78**	**3,103**	**39.8**	**37.7**	**0**	**70**	**0**

PUNT RETURNS

Player	No	FC	Yds	Avg	Lg	TD
Baird	14	0	88	6.3	23	0
West	10	0	34	3.4	9	0
Robinson	3	0	36	12.0	17	0
Carson	1	0	7	7.0	7	0
B. Turner	1	0	1	1.0	1	0
Jets	**29**	**0**	**166**	**5.7**	**23**	**0**
Opp.	**39**	**0**	**347**	**8.9**	**54**	**0**

SCORING

Player	TD	Ru	Pa	Rt	PAT	FG	S	2pt	TP
J. Turner	0	0	0	0	31/31	20/34	0	0	91
Maynard	14	0	14	0	0	0	0	0	84
Mathis	6	5	1	0	0	0	0	0	36
Snell	4	4	0	0	0	0	0	0	24
Carson	2	2	0	0	0	0	0	0	12
Sauer	2	0	2	0	0	0	0	0	12
B. Turner	2	0	2	0	0	0	0	0	12
Mackey	1	0	1	0	0	0	0	1	8
Johnson	1	0	1	0	0	0	0	0	6
Two Point Conversions: Jets 1-1, Opponents 0-2									
Jets	**32**	**11**	**21**	**0**	**31/31**	**20/34**	**0**	**1**	**285**
Opp.	**35**	**10**	**22**	**3**	**33/33**	**20/34**	**0**	**0**	**303**

KICK RETURNS

Player	No	Yds	Avg	Lg	TD
B. Turner	18	402	22.3	32	0
Carson	14	311	22.2	30	0
Robinson	7	164	23.4	30	0
Smolinski	6	98	16.3	22	0
Baird	2	50	25.0	26	0
Abruzzese	1	16	16.0	16	0
Browning	1	31	31.0	31	0
DeFelice	1	0	0.0	0	0
Hudson	1	0	0.0	0	0
O'Mahoney	1	15	15.0	15	0
Paulson	1	0	0.0	0	0
Sauer	1	20	20.0	20	0
Jets	**54**	**1,107**	**20.5**	**32**	**0**
Opp.	**62**	**1,484**	**23.9**	**87t**	**1**

FIELD GOALS

Player	1-19	20-29	30-39	40-49	50+
J. Turner	9/9	5/7	2/3	4/12	0/1
Jets	**9/9**	**5/7**	**2/3**	**4/12**	**0/1**
Opp.	**4/4**	**7/10**	**8/11**	**0/7**	**1/2**

J.Turner: (26B) (47N,18G,41B,45N) (24G,23G) (47G,49G) (40N,31G) (12G,24G,48N,40G) (46G,44N,48N) (19G,24G) (16G,19G,14G) (18G,31G) (25N,14G,13G,26G) (52N,42N) (35N) ( )

Opponents: (39G,8G) ( ) (53N,33G,22G,27G,9G) (49N,25G,31G,37G) (39N,38G,28N,42N) (20G,41N,19G) (38N,26G,46N) (15G,25B) (35N,30G,30G,41N) (23N) (33G,53G) (26G) (22G) (40B,42B)

USUAL STARTERS

Offense		Defense	
WR	G. Sauer	LE	G. Philbin
LT	W. Hill	LT	P. Rochester
LG	S. DeLuca	RT	J. Harris
C	J. Schmitt	RE	R. Baker
RG	D. Herman	MLB	W. McDaniel
RT	S. Plunkett	RLB	L. Grantham
TE	D. Mackey	LCB	B. Baird
WR	D. Maynard	RCB	C. Washington
QB	J. Namath	LS	D. Paulson
RB	B. Mathis	RS	R. Abruzzese
FB	M. Snell		

AFL All-Star Game: WR Don Maynard, QB Joe Namath, S Dainard Paulson

PASSING

Player	Att.	Cmp.	Yards	Cmp%	Yds/Att	TD	TD%	Int	Int%	Lg	Sk/Yds	Rating
Namath	340	164	2,220	48.2	6.53	18	5.30	15	4.4	62	-	68.8
Taliaferro	120	45	531	37.8	4.46	3	2.50	7	5.9	37	-	35.8
Jets	**460**	**209**	**2,751**	**45.4**	**5.98**	**21**	**4.6**	**4.6**	**4.8**	**62**	**17/162**	**60.3**
Opp.	**472**	**220**	**2,900**	**46.6**	**6.14**	**22**	**4.7**	**4.7**	**5.5**	**66**	**22/238**	**59.1**

Coaching Staff: Clive Rush, Offense; **Jack Donaldson**, Defensive Line; **Chuck Knox**, Offensive Line; **Walt Michaels**, Defensive Backfield.

1966 SEASON (6-6-2)

Head Coach: Weeb Ewbank - Third in AFL East
Home Stadium: Shea Stadium

Date	W-L	Score	Opponents	Attendance
9/9	W	19-14	at Miami	34,402
9/18	W	52-13	Houston	54,681
9/25	W	16-7	at Denver	29,878
10/2	T	24-24	at Boston	27,255
10/8	W	17-16	San Diego	63,497
10/16	L	0-24	at Houston	30,823
10/23	L	21-24	Oakland	58,135
10/30	L	23-33	Buffalo	61,552
11/13	L	3-14	at Buffalo	45,738
11/20	W	30-13	Miami	58,664
11/27	L	24-32	Kansas City	60,318
12/3	T	28-28	at Oakland	32,144
12/11	L	27-42	at San Diego	25,712
12/17	W	38-28	Boston	58,921

1966 AFL STANDINGS

Eastern Division				
Buffalo	9	4	1	.692
Boston	8	4	2	.667
Jets	**6**	**6**	**2**	**.500**
Houston	3	11	0	.214
Miami	3	11	0	.214
Western Division				
Kansas City	11	2	1	.846
Oakland	8	5	1	.615
San Diego	7	6	1	.538
Denver	4	10	0	.286

AFL Championship:
Kansas City 31, Buffalo 7
Super Bowl I - Los Angeles
Green Bay 35, Kansas City 10

SCORE BY QUARTER

Jets	59	64	80	119	**322**
Opp.	40	86	71	115	**312**

TEAM STATISTICS

	Jets	Opp.
Total First Downs	**254**	**231**
By Rushing	81	81
By Passing	145	131
By Penalty	28	19
Total Net Yards	**4,906**	**4,278**
Avg. per Game	350.4	305.6
Total Offensive Plays	899	890
Avg. per Play	5.5	4.8
Net Yards Rushing	**1,442**	**1,524**
Total Rushing Plays	376	388
Avg. per Rush	3.8	3.9
Avg. per Game	103.0	108.9
Net Yards Passing	**3,464**	**2,754**
Avg. per Game	247.4	196.7
Sacked/Yards Lost	9/92	35/310
Gross Yards Passing	3,556	3,064
Att./Completions	514/251	467/212
Completion Pct.	48.8	45.4
Had Intercepted	29	21
Punts/Avg.	**62/42.5**	**81/40.4**
Punt Return/Avg.	**36/7.2**	**24/5.8**
Net Punting Avg.	**62/38.3**	**81/35.7**
Penalties/Yards	**64/652**	**85/913**
Fumbles/Lost	**20/10**	**15/8**
Touchdowns	**38**	**37**
Rushing	15	14
Passing	21	19
Returns	2	4

RUSHING

Player	No	Yds	Avg	Lg	TD
Snell	178	644	3.6	25t	4
Boozer	97	455	4.7	54	5
Mathis	72	208	2.9	23	2
Smolinski	21	69	3.3	21	2
Namath	6	42	7.0	39	2
Johnson	2	24	12.0	20	0
Jets	**376**	**1,442**	**3.8**	**54**	**15**
Opp.	**388**	**1,524**	**3.9**	**57**	**14**

RECEIVING

Player	No	Yds	Avg	Lg	TD
Sauer	63	1,079	17.1	77t	5
Maynard	48	840	17.5	55t	5
Snell	48	346	7.2	25t	4
Lammons	41	565	13.8	60	4
Mathis	22	379	17.2	70t	1
Smolinski	11	74	6.7	24	1
Boozer	8	133	16.6	26	0
B. Turner	7	115	16.4	42	0
Johnson	1	18	18.0	18t	1
Weir	1	4	4.0	4	0
Rademacher	1	3	3.0	3	0
Jets	**251**	**3,556**	**14.2**	**77t**	**21**
Opp.	**212**	**3,064**	**14.5**	**67t**	**19**

INTERCEPTIONS

Player	No	Yds	Avg	Lg	TD
Sample	6	32	5.3	21	0
Baird	5	76	15.2	39t	1
Atkinson	4	48	12.0	26	0
Hudson	3	39	13.0	18	0
Abruzzese	2	9	4.5	9	0
Grantham	1	14	14.0	14	0
Jets	**21**	**218**	**10.4**	**39t**	**1**
Opp.	**29**	**297**	**10.2**	**47**	**2**

PUNTING

Player	No	Yds	Avg	Net	Tb	Lg	Blk
Johnson	62	2,633	42.5	38.3	7	63	0
Jets	**62**	**2,633**	**42.5**	**38.3**	**7**	**63**	**0**
Opp.	**81**	**3,271**	**40.4**	**35.7**	**6**	**63**	**2**

PUNT RETURNS

Player	No	FC	Yds	Avg	Lg	TD
B. Turner	10	10	60	6.0	16	0
Weir	8	0	48	6.0	24	0
Lewis	7	3	76	10.9	40	0
Baird	5	4	35	7.0	18	0
Christy	5	0	23	4.6	15	0
Hudson	1	0	17	18.0	18	0
Jets	**36**	**17**	**260**	**7.2**	**40**	**0**
Opp.	**24**	**16**	**121**	**5.0**	**15**	**0**

SCORING

Player	TD	Ru	Pa	Rt	PAT	FG	S	2pt	TP
J. Turner	0	0	0	0	34/36	18/36	0	0	88
Snell	8	4	4	0	-	-	0	0	48
Boozer	6	5	0	1	-	-	0	0	36
Sauer	5	0	5	0	-	-	0	0	32
Maynard	5	0	5	0	-	-	0	0	30
Lammons	4	0	4	0	-	-	0	0	24
Mathis	3	2	1	0	-	-	0	0	18
Smolinski	3	2	1	0	-	-	0	0	18
Namath	2	2	0	0	-	-	0	0	12
Johnson	1	0	1	1	-	-	0	0	6
Baird	1	0	0	0	-	-	0	0	6
Biggs	0	0	0	0	-	-	1	0	2
Taliafero	0	0	0	0	-	-	0	1	2
Two Point Conversions: Jets 1, Opponents 0									
Jets	**38**	**15**	**21**	**21**	**34/36**	**18/36**	**1**	**1**	**322**
Opp.	**37**	**14**	**19**	**19**	**34/36**	**18/28**	**0**	**0**	**312**

KICK RETURNS

Player	No	Yds	Avg	Lg	TD
Boozer	26	659	25.3	96t	1
Christy	10	203	20.3	30	0
Smolinski	6	59	9.8	15	0
Weir	6	121	20.2	25	0
Gray	5	77	15.4	22	0
Lewis	5	121	24.2	46	0
B. Turner	2	50	25.0	26	0
Johnson	1	4	4.0	4	0
Wilder	1	6	6.0	6	0
Jets	**62**	**1,300**	**21.0**	**96t**	**1**
Opp.	**57**	**1,368**	**24.0**	**95t**	**1**

FIELD GOALS

Player	1-19	20-29	30-39	40-49	50+
J. Turner	8/8	15/20	6/11	5/9	0/1
Jets	**8/8**	**15/20**	**6/11**	**5/9**	**0/1**
Opp.	**2/3**	**2/3**	**4/6**	**1/2**	**0/3**

J.Turner: (43N,45G,8N) (32G) (33N,46N,46N,40G,24G,35G) (48N,38N,30N,17G) (33G) (27N,49N) (45N,28N) (28G,49N) (49N,43G,35B) (46N,10G,26G,18G,45N) (18G,29B) (9G,36G) (36G,30G) (12G)

Opponents: ( ) (48G,50G) (51N,17G) (14G,17G,42G,50N,40N,30N,21N) (8G) (32G) (36G,10G,38G,17G) ( ) (31G,20G) (32G,15G,47G,33G) (37N,34B) (45N) (47N)

USUAL STARTERS

Offense		Defense	
WR	G. Sauer	LE	G. Philbin
LT	W. Hill	LT	P. Rochester
LG	S. DeLuca	RT	J. Harris
C	J. Schmitt	RE	V. Biggs
RG	D. Herman	LLB	P. Crane
RT	S. Plunkett	MLB	A. Atkinson
TE	P. Lammons	RLB	L. Grantham
WR	D. Maynard	LCB	J. Sample
QB	J. Namath	RCB	C. Gordon
RB	E. Boozer	LS	R. Abruzzese
FB	M. Snell	RS	J. Hudson

AFL All-Star Game:
DE Verlon Biggs, RB Emerson Boozer, LB Larry Grantham, T Shermon Plunkett, FB Matt Snell

PASSING

Player	Att	Cmp	Yards	Cmp%	Yds/Att	TD	TD%	Int	Int%	Lg	Rating
Namath	471	232	3,379	49.3	7.17	19	4.00	27	5.7	77t	62.6
Taliaferro	41	19	177	46.3	4.32	2	4.90	2	4.9	21	54.6
Hudson	1	0	0	0.0	0.00	0	0.00	0	0.0	0	39.6
Snell	1	0	0	0.0	0.00	0	0.00	0	0.0	0	39.6
Jets	**514**	**251**	**3,556**	**48.8**	**6.92**	**21**	**4.1**	**29**	**5.6**	**77t**	**61.7**
Opp.	**467**	**212**	**3,064**	**45.4**	**6.56**	**19**	**4.1**	**21**	**4.5**	**67t**	**62.1**

Coaching Staff: Clive Rush, Offense; **Jack Donaldson**, Defensive Backfield; **Chuck Knox**, Offensive Line; **Walt Michaels**, Defensive Line.

1967 SEASON (8-5-1)

Head Coach: Weeb Ewbank - Second in AFL
East Home Stadium: Shea Stadium

Date	W-L	Score	Opponents	Attendance
9/10	L	17-20	at Buffalo	45,748
9/24	W	38-24	at Denver	35,565
10/1	W	29-7	Miami	61,240
10/7	W	27-14	Oakland	63,106
10/15	T	28-28	Houston	62,729
10/22	W	33-14	at Miami	30,049
10/29	W	30-23	Boston	62,784
11/5	L	18-42	at Kansas City	46,642
11/12	W	20-10	Buffalo	62,671
11/19	W	29-24	at Boston	26,790
12/3	L	24-33	Denver	61,615
12/10	L	7-21	Kansas City	62,891
12/17	L	29-38	at Oakland	53,011
12/24	W	42-31	at San Diego	34,580

1967 AFL STANDINGS

Eastern Division				
Houston	9	4	1	.692
Jets	**8**	**5**	**1**	**.615**
Buffalo	4	10	0	.286
Miami	4	10	0	.286
Boston	3	10	1	.231
Western Division				
Oakland	13	1	0	.929
Kansas City	9	5	0	.643
San Diego	8	5	1	.615
Denver	3	11	0	.214

AFL Championship:
Oakland 40, Houston 7
Super Bowl II - Miami
Green Bay 33, Oakland 14

SCORE BY QUARTER

Jets	75	126	74	96	**371**
Opp.	40	104	95	90	**329**

TEAM STATISTICS

	Jets	Opp.
Total First Downs	**282**	**203**
By Rushing	82	80
By Passing	180	111
By Penalty	20	12
Total Net Yards	**5,152**	**3,775**
Avg. per Game	368.0	269.6
Total Offensive Plays	932	849
Avg. per Play	5.5	4.4
Net Yards Rushing	**1,307**	**1,633**
Total Rushing Plays	389	386
Avg. per Rush	3.4	4.2
Avg. per Game	93.4	116.6
Net Yards Passing	**3,845**	**2,142**
Avg. per Game	274.6	153.0
Sacked/Yards Lost	28/238	39/347
Gross Yards Passing	4,128	2,489
Att./Completions	515/271	424/195
Completion Pct.	52.6	46.0
Had Intercepted	29	27
Punts/Avg.	**65/42.1**	**79/43.2**
Punt Return/Avg.	**6.8**	**8.6**
Net Punting Avg.	**65/34.8**	**79/37.3**
Penalties/Yards	**64/691**	**67/717**
Fumbles/Lost	**15/8**	**24/6**
Touchdowns	**46**	**41**
Rushing	17	14
Passing	27	20
Returns	2	7

RUSHING

Player	No	Yds	Avg	Lg	TD
Boozer	119	442	3.7	48	10
Mathis	78	243	3.1	18	4
Smolinski	64	139	2.2	10	1
Snell	61	207	3.4	13	0
Joe	37	154	4.2	26	2
Haynes	16	72	4.5	14t	0
Namath	6	14	2.3	13	0
Maynard	4	18	4.5	7	0
Taliaferro	2	20	10.0	12	0
Schweickert	1	1	1.0	1	0
Sauer	1	-3	-3.0	-3	0
Jets	**389**	**1,307**	**3.4**	**48**	**17**
Opp.	**386**	**1,633**	**4.2**	**80t**	**14**

RECEIVING

Player	No	Yds	Avg	Lg	TD
Sauer	75	1,189	15.9	61t	6
Maynard	71	1,434	20.2	75t	10
Lammons	45	515	11.4	61	2
Mathis	25	429	17.2	38	3
Smolinski	21	177	8.4	22	3
Boozer	12	205	17.1	49t	3
Snell	11	54	4.9	21	0
Joe	8	85	10.6	17	0
B. Turner	3	40	13.3	22	0
Jets	**271**	**4,128**	**15.2**	**75t**	**27**
Opp.	**195**	**2,489**	**12.8**	**72t**	**20**

INTERCEPTIONS

Player	No	Yds	Avg	Lg	TD
Grantham	5	77	15.4	36	0
Atkinson	5	59	11.8	36	0
Beverly	4	54	13.5	28	0
Sample	4	53	13.3	41t	1
Hudson	4	38	9.5	18	0
Baird	3	27	9.0	17	0
Gordon	1	14	14.0	14	0
Baker	1	0	0.0	0	0
Jets	**27**	**322**	**11.9**	**41t**	**1**
Opp.	**29**	**711**	**24.5**	**77t**	**5**

PUNTING

Player	No	Yds	Avg	Net	Tb	Lg	Blk
Johnson	65	2,734	42.1	34.8	8	60	0
Jets	**65**	**2,734**	**42.1**	**34.8**	**8**	**60**	**0**
Opp.	**79**	**3,412**	**43.2**	**37.3**	**7**	**70**	**0**

PUNT RETURNS

Player	No	FC	Yds	Avg	Lg	TD
Baird	25	3	219	8.8	33	0
Christy	16	0	83	5.2	16	0
Lewis	7	0	24	3.4	11	0
Jets	**48**	**5**	**326**	**6.8**	**33**	**0**
Opp.	**36**	**9**	**311**	**8.6**	**72t**	**1**

SCORING

Player	TD	Ru	Pa	Rt	PAT	FG	S	2pt	TP
J. Turner	0	0	0	0	36/39	17/32	0	0	87
Boozer	13	10	3	0	-	-	0	0	78
Maynard	10	0	10	0	-	-	0	1	62
Mathis	7	4	3	0	-	-	0	2	46
Sauer	6	0	6	0	-	-	0	1	38
Smolinski	4	1	3	0	-	-	0	0	24
Joe	2	2	0	0	-	-	0	0	12
Lammons	2	0	2	0	-	-	0	0	12
Namath	1	0	0	1	-	-	0	0	6
Sample	1	0	0	1	-	-	0	0	6
Two Point Conversions: Jets 4-7, Opponents 1-1									
Jets	**46**	**17**	**27**	**2**	**36/39**	**17/32**	**0**	**0**	**371**
Opp.	**41**	**14**	**20**	**7**	**39/40**	**14/26**	**0**	**0**	**329**

KICK RETURNS

Player	No	Yds	Avg	Lg	TD
Christy	23	521	22.7	33	0
Boozer	11	213	19.4	28	0
Brannan	9	204	22.7	47	0
Haynes	4	125	31.3	48	0
B. Turner	4	40	10.0	21	0
Lewis	1	22	22.0	22	0
McAdams	1	16	16.0	16	0
Smolinski	1	3	3.0	3	0
Wilder	1	0	0.0	0	0
Jets	**57**	**1,144**	**20.1**	**48**	**0**
Opp.	**64**	**1,387**	**21.7**	**50**	**0**

FIELD GOALS

Player	1-19	20-29	30-39	40-49	50+
Johnson	6/9	6/11	3/5	2/7	0/0
Jets	**6/9**	**6/11**	**3/5**	**2/7**	**0/0**
Opp.	**4/4**	**2/2**	**3/5**	**4/10**	**1/5**

J.Turner: (32G,40N,35N,16N) (17G) (21N,19G) (10G,27G,34B,44N) (20G,25N,26G) (14G,21G,26G,41N,15N) (12G) (48G,14G,26N,29B) (40G,49N) (39G,29N) (46N) (15B) ( )

Opponents: (45B, 51G, 43G) (29G) (53N) (33N) (42N,52N) (46N) (14G,42G,33G) (25G, 32G, 44N, 51N) (17G, 36N, 48B) (14G) (43G,47G) (53N,48N) (36G) (13G)

USUAL STARTERS

Offense		Defense	
WR	G. Sauer	LE	G. Philbin
LT	W. Hill	LT	P. Rochester
LG	R. Rasmussen	RT	J. Harris
C	J. Schmitt	RE	V. Biggs
RG	D. Herman	LLB	R. Baker
RT	S. Plunkett	MLB	A. Atkinson
TE	P. Lammons	RLB	L. Grantham
WR	D. Maynard	LCB	J. Sample
QB	J. Namath	RCB	R. Beverly
RB	E. Boozer	LS	J. Hudson
FB	M. Snell	RS	B. Baird

AFL All-Star Game: DE Verlon Biggs, LB Larry Grantham, T Winston Hill, TE Pete Lammons, WR Don Maynard, QB Joe Namath, WR George Sauer

PASSING

Player	Att	Cmp	Yards	Cmp%	Yds/Att	TD	TD%	Int	Int%	Lg	Sk/Yds	Rating
Namath	491	258	4,007	52.5	8.16	26	5.30	28	5.7	75t	26/261	73.8
Taliaferro	20	11	96	55.0	4.80	1	5.00	1	5.0	20t	2/22	63.8
J. Turner	4	2	25	50.0	6.25	0	0.00	0	0.0	13	0/0	69.8
Jets	**515**	**271**	**4,128**	**52.6**	**8.02**	**27**	**5.2**	**29**	**5.6**	**75t**	**28/283**	**73.3**
Opp.	**424**	**195**	**2,489**	**46.0**	**5.87**	**20**	**4.7**	**27**	**6.4**	**72t**	**39/347**	**54.1**

Coaching Staff: Clive Rush, Offense; **Jack Donaldson**, Defensive Line; **Ernie Zwahlen**, Offensive Line; **Walt Michaels**, Defensive Backfield.

1968 SEASON (11-3)

Head Coach: Weeb Ewbank
First in AFL East, Super Bowl III Champion
Home Stadium: Shea Stadium

Date	W-L	Score	Opponents	Attendance
9/15	W	20-19	at Kansas City	48,871
9/22	W	47-31	Boston (at Birmingham, AL)	29,192
9/29	L	35-37	at Buffalo	38,044
10/5	W	23-20	San Diego	63,786
10/13	L	13-21	Denver	63,052
10/20	W	20-14	at Houston	51,710
10/27	W	48-14	Boston	62,351
11/3	W	25-21	Buffalo	61,452
11/10	W	26-7	Houston	60,242
11/17	L	32-43	at Oakland	53,318
11/24	W	37-15	at San Diego	51,175
12/11	W	35-17	Miami	61,766
12/8	W	27-14	Cincinnati	61,111
12/15	W	31-7	at Miami	32,843
			POSTSEASON	
12/29	W	27-23	Oakland	62,627
1/12	W	16-7	Baltimore (at Miami)	75,402

1968 AFL STANDINGS

Eastern Division				
Jets	**11**	**3**	**0**	**.786**
Houston	7	7	0	.500
Miami	5	8	1	.385
Boston	4	10	0	.286
Buffalo	1	12	1	.077
Western Division				
Oakland	12	2	0	.857
Kansas City	12	2	0	.857
San Diego	9	5	0	.643
Denver	5	9	0	.357
Cincinnati	3	11	0	.214

AFL Championship:
Jets 27, Oakland 23
Super Bowl III - Miami
Jets 16, Baltimore 7

SCORE BY QUARTER

Jets	103	113	64	139	**419**
Opp.	44	69	41	126	**280**

TEAM STATISTICS

	Jets	Opp.
Total First Downs	**249**	**178**
By Rushing	80	59
By Passing	144	104
By Penalty	25	15
Total Net Yards	**5,047**	**3,363**
Avg. per Game	360.5	240.2
Total Offensive Plays	921	814
Avg. per Play	5.5	4.1
Net Yards Rushing	**1,608**	**1,195**
Total Rushing Plays	467	368
Avg. per Rush	3.4	3.2
Avg. per Game	114.9	85.4
Net Yards Passing	**3,439**	**2,168**
Avg. per Game	245.6	154.9
Sacked/Yards Lost	18/135	43/399
Gross Yards Passing	3,574	2,567
Att./Completions	436/217	403/187
Completion Pct.	49.8	46.4
Had Intercepted	19	28
Possession Avg.	**42:51**	**17:09**
Punts/Avg.	**68/43.8**	**98/38.4**
Punt Return/Avg.	**7.9**	**14.0**
Net Punting Avg.	**68/32.4**	**98/33.9**
Penalties/Yards	**76/742**	**65/701**
Fumbles/Lost	**19/9**	**29/15**
Touchdowns	**45**	**36**
Rushing	22	9
Passing	20	17
Returns	3	10

RUSHING

Player	No	Yds	Avg	Lg	TD
Snell	179	747	4.2	60	6
Boozer	143	441	3.1	33	5
Mathis	74	208	2.8	16	5
Joe	42	186	4.4	32t	3
Smolinski	12	15	1.3	5	0
Parille	7	-2	-0.3	10	1
Namath	5	11	2.2	4	2
Sauer	2	21	10.5	15	0
Johnson	2	-6	-3.0	0	0
Rademacher	1	-13	-13.0	-13	0
Jets	**467**	**1,608**	**3.4**	**60**	**22**
Opp.	**368**	**1,195**	**3.2**	**67**	**9**

RECEIVING

Player	No	Yds	Avg	Lg	TD
Sauer	66	1,141	17.3	43	3
Maynard	57	1,297	22.8	87t	10
Lammons	32	400	12.5	27t	3
Snell	16	105	6.6	39	1
Boozer	12	101	8.4	23	0
B.Turner	10	241	24.1	71	2
Mathis	9	149	16.6	31	1
Smolinski	6	40	6.7	19	0
Johnson	5	78	15.6	18	0
Joe	2	11	5.5	11	0
Rademacher	2	11	5.5	6	0
Jets	**217**	**3,574**	**16.5**	**87t**	**20**
Opp.	**187**	**2,567**	**13.7**	**87t**	**17**

INTERCEPTIONS

Player	No	Yds	Avg	Lg	TD
Sample	7	88	12.6	39	1
Hudson	5	96	19.2	45	0
Beverly	4	127	31.8	68t	1
Baird	4	74	18.5	36t	0
Baker	3	31	10.3	20	0
Atkinson	2	24	12.0	22	0
Gordon	2	0	0.0	0	0
Christy	1	16	16.0	16	0
Jets	**28**	**456**	**16.3**	**68t**	**2**
Opp.	**19**	**455**	**23.9**	**100t**	**4**

PUNTING

Player	No	Yds	Avg	Net	Tb	Lg	Blk
Johnson	68	2,977	43.8	32.4	12	65	1
Jets	**68**	**2,977**	**43.8**	**32.4**	**12**	**65**	**1**
Opp.	**98**	**3,766**	**38.4**	**33.9**	**8**	**65**	**2**

PUNT RETURNS

Player	No	FC	Yds	Avg	Lg	TD
Baird	18	6	111	6.2	20	0
Christy	13	1	116	8.9	39	0
Richards	4	7	57	14.3	37	0
Philbin	1	0	2	2.0	2	0
Jets	**36**	**16**	**286**	**7.9**	**39**	**0**
Opp.	**38**	**8**	**531**	**14.0**	**95t**	**3**

SCORING

Player	TD	Ru	Pa	Rt	PAT	FG	S	2pt	TP
J. Turner	0	0	0	0	43/43	34/46	0	0	145
Maynard	10	0	10	0	-	-	0	0	60
Snell	7	6	1	0	-	-	0	0	42
Mathis	6	5	1	0	-	-	0	1	38
Boozer	5	5	0	0	-	-	0	0	30
Joe	3	3	0	0	-	-	0	0	18
Lammons	3	0	3	0	-	-	0	0	18
Sauer	3	0	3	0	-	-	0	0	18
Namath	2	2	0	0	-	-	0	0	12
B.Turner	2	0	2	0	-	-	0	0	12
Beverly	1	0	0	1	-	-	0	0	6
Parilli	1	1	0	0	-	-	0	0	6
Sample	1	0	0	1	-	-	0	0	6
Smolinski	1	0	0	1	-	-	0	0	6
Crane	0	0	0	0	-	-	1	0	2
Two Point Conversions: Jets 1-2, Opponents 2-2									
Jets	**45**	**22**	**20**	**3**	**43/43**	**34/46**	**1**	**1**	**419**
Opp.	**36**	**9**	**17**	**10**	**33/34**	**9/17**	**0**	**2**	**280**

KICK RETURNS

Player	No	Yds	Avg	Lg	TD
Christy	25	599	24.0	87	0
B. Turner	14	319	22.8	36	0
Snell	3	28	9.3	15	0
D'Amato	1	32	32.0	32	0
Smolinski	1	17	17.0	17	0
Neidert	1	0	0.0	0	0
Rademacher	1	0	0.0	0	0
Jets	**46**	**995**	**21.6**	**87**	**0**
Opp.	**82**	**1,664**	**20.3**	**63**	**0**

FIELD GOALS

Player	1-19	20-29	30-39	40-49	50+
J. Turner	8/8	15/20	6/11	5/9	0/1
Jets	**8/8**	**15/20**	**6/11**	**5/9**	**0/1**
Opp.	**2/3**	**2/3**	**4/6**	**1/2**	**0/3**

J.Turner: (38N, 22G, 42G) (30G,27G,27G,48G) (37N) (39N,26G,45G,11G) (29G,24G) (12G) (12G,23G) (47B, 26N, 32G, 9G, 32G, 27G, 35G,27G,35G, 27G) (20N, 14G, 32G, 28G, 21G) (33N,44G,18G,12G,26G) (46N, 48N,18G, 12G, 26G) (46N, 48N, 13G, 20G, 23G) (27N, 51N) (35G, 22G) (47N, 49G)

Opponents: (53N, 33G, 18G, 21G, 28G) (31G) (35G, 41G, 37G) (50N) (41N) (21N) (21N) ( ) (32N) ( ) (50N) ( ) (15G) (32N) (14N)

USUAL STARTERS

Offense		Defense	
WR	G. Sauer	LE	G. Philbin
LT	W. Hill	LT	P. Rochester/ C. McAdams
LG	B. Talamini/ R. Rasmussen	RT	J. Elliott
C	J. Schmitt	RE	V. Biggs
RG	D. Herman	LLB	R. Baker
RT	S. Walton	MLB	A. Atkinson
TE	P. Lammons	RLB	L. Grantham
WR	D. Maynard	LCB	J. Sample
QB	J. Namath	RCB	R. Beverly
RB	E. Boozer	LS	J. Hudson
FB	M. Snell	RS	B. Baird

AFL All-Star Game: LB Al Atkinson, DE Verlon Biggs, RB Emerson Boozer, DT John Elliott, G Dave Herman, T Winston Hill, WR Don Maynard, QB Joe Namath, DE Gerry Philbin, WR George Sauer, K Jim Turner

PASSING

Player	Att	Cmp	Yards	Cmp%	Yds/Att	TD	TD%	Int	Int%	Lg	Sk/Yds	Rating
Namath	380	187	3,147	49.2	8.28	15	3.9	17	4.5	87t	15/112	72.1
Parilli	55	29	401	52.7	7.29	5	9.1	2	3.6	40t	3/23	91.6
Snell	1	1	26	100.0	26.00	0	0.0	0	0.0	26	0/0	118.8
Jets	**436**	**217**	**3,574**	**49.8**	**8.2**	**20**	**4.6**	**19**	**4.4**	**87t**	**18/135**	**74.8**
Opp.	**403**	**187**	**2,567**	**46.4**	**6.37**	**17**	**4.2**	**28**	**6.9**	**87t**	**43/399**	**52.4**

Coaching Staff: Clive Rush, Offense; **Buddy Ryan**, Defensive Line; **Joe Spencer**, Offensive Line; **Walt Michaels**, Linebackers/Defensive Backfield; **George Sauer Sr.**, Offensive Backfield; **Clyde Washington**, Defensive Backfield

1969 SEASON (10-4)

Head Coach: Weeb Ewbank - First in AFL East
Home Stadium: Shea Stadium

Date	W-L	Score	Opponents	Attendance
9/14	W	33-19	at Buffalo	46,165
9/21	L	19-21	at Denver	50,583
9/28	L	27-34	at San Diego	54,042
10/5	W	23-14	at Boston	25,584
10/12	W	21-7	at Cincinnati	27,927
10/20	W	26-17	Houston	63,841
10/26	W	23-17	Boston	62,298
11/2	W	34-31	Miami	61,761
11/9	W	16-6	Buffalo	62,680
11/16	L	16-34	Kansas City	63,849
11/23	W	40-7	Cincinnati	62,128
11/30	L	14-27	Oakland	63,865
12/6	W	34-26	at Houston	57,923
12/14	W	27-9	at Miami	48,108
		POSTSEASON		
12/20	L	6-13	Kansas City	62,977

1969 AFL STANDINGS

Eastern Division				
Jets	**10**	**4**	**0**	**.714**
Houston	6	6	2	.500
Boston	4	10	0	.286
Buffalo	4	10	0	.286
Miami	3	10	1	.231
Western Division				
Oakland	12	1	1	.923
Kansas City	11	3	0	.786
San Diego	8	6	0	.571
Denver	5	8	1	.385
Cincinnati	4	9	1	.308

Divisional Playoffs
Kansas City 13, Jets 6 / Oakland 56, Houston 7
AFL Championship
Kansas City 17, Oakland 7
Super Bowl IV - New Orleans
Kansas City 23, Minnesota 7

SCORE BY QUARTER

Jets	86	109	61	97	**353**
Opp.	44	106	42	77	**269**

TEAM STATISTICS

	Jets	Opp.
Total First Downs	**252**	**229**
By Rushing	98	63
By Passing	130	151
By Penalty	24	15
Total Net Yards	**4,583**	**4,082**
Avg. per Game	327.4	291.6
Total Offensive Plays	879	822
Avg. per Play	5.2	5.0
Net Yards Rushing	**1,782**	**1,326**
Total Rushing Plays	469	343
Avg. per Rush	3.8	3.9
Avg. per Game	127.3	94.7
Net Yards Passing	**2,801**	**2,756**
Avg. per Game	200.1	196.9
Sacked/Yards Lost	16/138	42/330
Gross Yards Passing	2,939	3,086
Att./Completions	394/203	437/232
Completion Pct.	51.5	53.1
Had Intercepted	20	29
Possession Avg.	**34:17**	**25:43**
Punts/Avg..	**56/44.3**	**69/39.8**
Punt Return/Avg.	**158:24:00**	**10**
Net Punting Avg.	**56/37.5**	**69/34.7**
Penalties/Yards	**61/725**	**69/788**
Fumbles/Lost	**19/13**	**25/16**
Touchdowns	**37**	**32**
Rushing	14	7
Passing	21	22
Returns	2	3

RUSHING

Player	No	Yds	Avg	Lg	TD
Snell	191	695	3.6	34	4
Boozer	130	604	4.6	50	4
Mathis	96	355	3.7	27	4
White	28	88	3.1	10	0
Namath	11	33	3.0	16	2
Woodall	4	13	3.3	14	0
Parilli	3	4	1.3	2	0
Nock	3	-5	-1.7	4	0
Sauer	1	5	5.0	5	0
B. Turner	1	-4	-4.0	-4	0
Maynard	1	-6	-6.0	-6	0
Jets	**469**	**1,782**	**3.8**	**50**	**14**
Opp.	**343**	**1,326**	**3.9**	**59**	**7**

RECEIVING

Player	No	Yds	Avg	Lg	TD
Maynard	47	938	20.0	60t	6
Sauer	45	745	16.6	40t	8
Lammons	33	400	12.1	25	2
Snell	22	187	8.5	54	1
Boozer	20	222	11.1	29	0
Mathis	18	183	10.2	35	1
B. Turner	11	221	20.1	54t	3
Stewart	5	39	7.8	9	0
Dockery	1	6	6.0	6	0
White	1	-2	-2.0	-2	0
Jets	**203**	**2,939**	**14.5**	**60t**	**21**
Opp.	**232**	**3,086**	**13.3**	**55**	**22**

INTERCEPTIONS

Player	No	Yds	Avg	Lg	TD
Dockery	5	98	19.6	35	0
Baird	5	10	2.0	7	0
Gordon	4	23	5.8	20	0
Crane	3	63	21.0	27	1
Richards	3	48	16.0	37	0
Beverly	2	37	18.5	37	0
Hudson	2	22	11.0	22	0
Atkinson	2	4	2.0	4	0
Battle	1	25	25.0	25	0
Philbin	1	18	18.0	18	0
Baker	1	0	0.0	0	0
Jets	**29**	**348**	**12.0**	**37**	**1**
Opp.	**20**	**380**	**19.0**	**51t**	**2**

PUNTING

Player	No	Yds	Avg	Net	Tb	Lg	Blk
O'Neal	54	2,393	44.3	37.3	5	98	0
B. Turner	2	89	44.5	44.5	0	46	0
Jets	**56**	**2,482**	**44.3**	**37.5**	**5**	**98**	**0**
Opp.	**69**	**2,748**	**39.8**	**34.7**	**5**	**61**	**2**

PUNT RETURNS

Player	No	FC	Yds	Avg	Lg	TD
Battle	34	4	235	6.9	22	0
Baird	4	2	21	5.3	7	0
Leonard	1	0	0	0.0	0	0
Jets	**39**	**6**	**256**	**6.6**	**22**	**0**
Opp.	**28**	**11**	**280**	**10.0**	**52**	**0**

SCORING

Player	TD	Ru	Pa	Rt	PAT	FG	S	2pt	TP
J. Turner	0	0	0	0	33/33	32/47	0	0	129
Sauer	8	0	8	0	-	-	0	0	48
Maynard	6	0	6	0	-	-	0	1	38
Mathis	5	4	1	0	-	-	0	0	30
Snell	5	4	1	0	-	-	0	0	30
Boozer	4	4	0	0	-	-	0	0	24
B. Turner	3	0	3	0	-	-	0	0	18
Crane	2	0	0	2	-	-	0	0	12
Lammons	2	0	2	0	-	-	0	0	12
Namath	2	2	0	0	-	-	0	0	12
Two Point Conversions: Jets 1-4, Opponents 2-4									
Jets	**37**	**14**	**21**	**2**	**33/33**	**32/47**	**0**	**1**	**353**
Opp.	**32**	**7**	**22**	**3**	**28/28**	**15/27**	**0**	**2**	**269**

KICK RETURNS

Player	No	Yds	Avg	Lg	TD
Battle	31	750	24.4	45	0
Leonard	7	120	17.1	23	0
B. Turner	3	74	24.7	28	0
Richards	2	36	18.0	20	0
White	1	5	5.0	5	0
Carroll	1	0	0.0	0	0
Sauer	1	0	0.0	0	0
Jets	**46**	**985**	**21.4**	**45**	**0**
Opp.	**72**	**1,669**	**23.2**	**56**	**0**

FIELD GOALS

Player	1-19	20-29	30-39	40-49	50+
J. Turner	10/11	7/8	7/10	7/15	1/3
Jets	**10/11**	**7/8**	**7/10**	**7/15**	**1/3**
Opp.	**2/3**	**8/9**	**4/6**	**1/7**	**0/2**

J.Turner: (45N,9G,26G,41G,21G) (15G,49G) (48N,47G,37G) (34N,16G,24G,13G) (42N,48N) (45N,17G,48G,45G,21G) (37N,38G,32G,13G) (38N,14G,36G) (47N,37G,25G,47G) (52N,10G) (29G, 41G, 50G, 17G) (52N, 45N,48B) (10N,10G,38G) (29, 30G, 27G)

Opponents: (35G,10G) (51N) (37N,42G,27G) ( ) (51N,47N) (35N,12G) (49N,39G) (22G) (28N,43N,13B, 20G,29G) (21G,38G) ()

USUAL STARTERS

Offense		Defense	
WR	G. Sauer	LE	G. Philbin
LT	W. Hill	LT	W. Hill
LG	R. Rasmussen	RT	J. Elliott
C	J. Schmitt	RE	V. Biggs
RG	D. Herman	LLB	R. Baker
RT	R. Finnie	MLB	A. Atkinson
TE	P. Lammons	RLB	L. Grantham
WR	D. Maynard	LCB	J. Dockery
QB	J. Namath	RCB	C. Gordon
RB	E. Boozer	LS	J. Richards
FB	M. Snell	RS	B. Baird

AFL All-Star Game: DT John Elliott
LB Larry Grantham, G Dave Herman,
T Winston Hill, WR Don Maynard,
QB Joe Namath, DE Gerry Philbin
WR Geroge Sauer, FB Matt Snell, K Jim Turner

PASSING

Player	Att	Cmp	Yards	Cmp%	Yds/Att	TD	TD%	Int	Int%	Lg	Sk/Yds	Rating
Namath	361	185	2,734	51.2	7.57	19	5.3	17	4.7	60t	13/117	74.3
Parilli	24	14	138	58.3	5.75	2	8.3	1	4.2	29	0/0	85.1
Woodall	9	4	67	44.4	7.44	0	0.0	2	22.2	35	3/21	30.6
Jets	**394**	**203**	**2,939**	**51.5**	**7.46**	**21**	**5.3**	**20**	**5.1**	**60t**	**16/138**	**72.7**
Opp.	**437**	**232**	**3,086**	**53.1**	**7.06**	**22**	**5.0**	**29**	**6.6**	**55**	**42/330**	**64.9**

Coaching Staff: Walt Michaels, Linebackers/Defensive Backfield; **Joe Spencer**, Offensive Line; **Buddy Ryan**, Defensive Line; **Ken Meyers**, Recievers.

1970 SEASON (4-10)

Head Coach: Weeb Ewbank - Third in AFC East
Home Stadium: Shea Stadium

Date	W-L	Score	Opponents	Attendance
9/21	L	21-31	at Cleveland	85,703
9/27	W	31-21	at Boston	36,040
10/4	L	31-34	at Buffalo	46,206
10/10	L	6-20	Miami	62,712
10/18	L	22-29	Baltimore	63,301
10/25	L	6-10	Buffalo	62,712
11/1	L	10-22	New York Giants	63,903
11/8	L	17-21	at Pittsburgh	50,028
11/15	W	31-20	at Los Angeles	76,378
11/22	W	17-3	Boston	61,822
11/29	W	20-10	Minnesota	62,333
12/6	L	13-14	Oakland	62,905
12/13	L	10-16	at Miami	75,099
12/19	L	20-35	at Baltimore	60,240

1970 AFC EAST STANDINGS

Baltimore	11	2	1	.846
Miami	10	4	0	.714
Jets	**4**	**10**	**0**	**.286**
Buffalo	3	10	1	.231
Boston	2	12	0	.143

SCORE BY QUARTER

Jets	56	74	82	43	**255**
Opp.	52	63	86	85	**286**

TEAM STATISTICS

	Jets	Opp.
Total First Downs	**230**	**216**
By Rushing	90	65
By Passing	122	122
By Penalty	18	29
Third Down: Md/Att.	74/210	69/191
Third Down: Eff.	35.2	36.1
Fourth Down: Md/Att.	0/0	1/1
Fourth Down: Eff.	-	100
Total Net Yards	**3,960**	**3,655**
Avg. per Game	282.9	261.1
Total Offensive Plays	884	826
Avg. per Play	4.5	4.4
Net Yards Rushing	**1,653**	**1,283**
Total Rushing Plays	463	408
Avg. per Rush	3.6	3.1
Avg. per Game	118.1	91.6
Net Yards Passing	**2,307**	**2,372**
Avg. per Game	164.8	169.4
Sacked/Yards Lost	35/285	35/308
Gross Yards Passing	2,592	2,680
Att./Completions	386/193	383/165
Completion Pct.	50	43.1
Had Intercepted	22	23
Punts/Avg.	**73/40.1**	**68/38.9**
Punt Return/Avg.	**5.8**	**9.0**
Net Punting Avg.	**73/33.2**	**68/35.5**
Penalties/Yards	**88/1,022**	**70/655**
Fumbles/Lost	**20/11**	**22/11**
Touchdowns	**28**	**33**
Rushing	11	7
Passing	14	20
Returns	3	6

RUSHING

Player	No	Yds	Avg	Lg	TD
Boozer	139	581	4.2	27	5
Nock	135	402	3.0	19	5
White	70	215	3.1	16	0
Snell	64	281	4.4	19	1
Woodall	28	110	3.9	27	0
Mercein	20	44	2.2	10	0
Davis	2	11	5.5	10	0
Bell	2	-7	-3.5	0	0
O'Neal	1	16	16.0	16	0
Turner	1	1	1.0	1	0
Namath	1	-1	-1.0	-1	0
Jets	**463**	**1,653**	**3.6**	**27**	**11**
Opp.	**408**	**1,283**	**3.1**	**40**	**7**

RECEIVING

Player	No	Yds	Avg	Lg	TD
Maynard	31	525	16.9	47	0
Sauer	31	510	16.5	67	4
Boozer	28	258	9.2	33	0
Lammons	25	316	12.6	30	2
Bell	21	246	11.7	26	2
Caster	19	393	20.7	72t	3
Nock	18	146	8.1	21	1
White	12	125	10.4	19	1
Mercin	3	27	9.0	15t	1
Snell	2	26	13.0	27	0
McClain	1	11	11.0	11	0
Stewart	1	7	7.0	7	0
Battle	1	2	2.0	2	0
Jets	**193**	**2,592**	**13.4**	**72t**	**14**
Opp.	**165**	**2,680**	**16.2**	**51**	**20**

INTERCEPTIONS

Player	No	Yds	Avg	Lg	TD
Hicks	8	99	12.4	35	0
Grantham	3	51	17.0	41t	1
Atkinson	3	50	16.7	32	0
Holloman	3	11	3.7	8	0
Thomas	2	46	23.0	36t	1
Tannen	2	16	8.0	16	0
Baker	2	8	4.0	8	0
Jets	**23**	**281**	**12.2**	**41t**	**2**
Opp.	**22**	**397**	**18.0**	**42**	**3**

PUNTING

Player	No	Yds	Avg	Net	Tb	Lg	Blk
O'Neal	73	2,925	40.1	33.2	6	64	1
Jets	**73**	**2,925**	**40.1**	**33.2**	**6**	**64**	**1**
Opp.	**68**	**2,646**	**38.9**	**35.5**	**4**	**65**	**1**

PUNT RETURNS

Player	No	FC	Yds	Avg	Lg	TD
Battle	19	15	117	6.2	21	0
Bell	7	5	33	4.7	12	0
Jets	**26**	**20**	**150**	**5.8**	**21**	**0**
Opp.	**42**	**16**	**380**	**9.0**	**62**	**0**

SCORING

Player	TD	Ru	Pa	Rt	PAT	FG	S	TP
J. Turner	0	0	0	0	28/28	19/35	0	85
Nock	6	5	1	0	-	-	0	36
Boozer	5	5	0	0	-	-	0	30
Sauer	4	0	4	0	-	-	0	24
Caster	3	0	3	0	-	-	0	18
Bell	2	0	2	0	-	-	0	12
Lammons	2	0	2	0	-	-	0	12
Grantham	1	0	0	1	-	-	0	6
Mercein	1	0	1	0	-	-	0	6
Snell	1	1	0	0	-	-	0	6
Tannen	1	0	0	1	-	-	0	6
Thomas	1	0	0	1	-	-	0	6
White	1	0	1	0	-	-	0	6
Elliott	0	0	0	0	-	-	1	2
Jets	**28**	**11**	**14**	**3**	**28/28**	**19/35**	**1**	**255**
Opp.	**33**	**7**	**20**	**6**	**32/33**	**18/32**	**1**	**286**

KICK RETURNS

Player	No	Yds	Avg	Lg	TD
Battle	40	891	22.3	41	0
McClain	4	70	17.5	27	0
Mercein	4	32	8.0	20	0
Bell	3	61	20.3	28	0
Leonard	1	35	35.0	35	0
Nock	1	18	18.0	18	0
Caster	1	0	0.0	0	0
Onkotz	1	0	0.0	0	0
Tannen	1	-1	-1.0	-1	0
Jets	**56**	**1,106**	**19.8**	**41**	**0**
Opp.	**58**	**1,210**	**20.9**	**95**	**2**

FIELD GOALS

Player	1-19	20-29	30-39	40-49	50+
J. Turner	2/2	8/9	7/11	2/10	0/3
Jets	**2/2**	**8/9**	**7/11**	**2/10**	**0/3**
Opp.	**8/9**	**5/7**	**2/5**	**3/7**	**0/4**

J.Turner: (50N) (25G)
(32N,46N,45N,38N,44N,22G) (45B,17G,35G)
(38N,46N,41G,42G) (50N,29G,33G) (31G)
(17G) (39N,23G) (50N,43N,37G) (35G, 20G)
(40N,40N,25N,32G,32G) (21G) (25G, 29G)

Opponents: (18N,27G) (40N) (10G,40G) (42N, 37G, 11G) (34N,28G,18G, 28G) (52N,46N,9G) (25G,37G) (44B) (30N,19G,15G) (50N,35N,9G) (28N, 51N,53N,43G) ( ) (40G,13G,21G) (28B)

USUAL STARTERS

Offense		Defense	
WR	G. Sauer	LE	G. Philbin
LT	W. Hill	LT	M. Lomas
LG	R. Rasmussen	RT	J. Elliott
C	J. Schmitt	RE	V. Biggs
RG	D. Herman	LLB	R. Baker
RT	D.Foley	MLB	A. Atkinson
TE	P. Lammons	RLB	L. Grantham
WR	D. Maynard	LCB	S. Tannen
QB	J.Namath/A.Woodall	RCB	E. Thomas
RB	G. Nock	LS	G. Holloman
FB	E. Boozer	RS	W.K. Hicks

Pro Bowl: DT John Elliott, T Winston Hill

PASSING

Player	Att	Cmp	Yards	Cmp%	Yds/Att	TD	TD%	Int	Int%	Lg	Sk/Yds	Rating
Woodall	188	96	1,265	51.1	6.73	9	4.8	9	4.8	67	29/222	68.7
Namath	179	90	1,259	50.3	7.03	5	2.8	12	6.7	72t	6/1/63	54.7
Davis	17	6	66	35.3	3.88	0	0	0	0	16	0/0	47.7
O'Neil	1	1	2	100	2	0	0	0	0	2	0/0	79.2
Bell	1	0	0	0	0	0	0	1	100	0	0/0	0
Jets	**386**	**193**	**2592**	**50**	**6.72**	**14**	**3.6**	**22**	**5.7**	**72t**	**35/285**	**60.1**
Opp.	**383**	**165**	**2680**	**43.1**	**7**	**20**	**5.2**	**23**	**6**	**51**	**35/308**	**59.5**

Coaching Staff: Walt Michaels, Linebackers and Defensive Backfield; **Joe Spencer**, Offensive Line; **Buddy Ryan**, Defensive Line; **Ken Meyer**, Recievers Coach.

1971 SEASON (6-8)

Head Coach: Weeb Ewbank - Fourth in AFC East
Home Stadium: Shea Stadium

Date	W-L	Score	Opponents	Attendance
9/19	L	0-22	at Baltimore	56,458
9/27	L	10-17	at St. Louis	50,358
10/3	W	14-10	at Miami	70,670
10/10	L	0-20	at New England	61,357
10/17	W	28-17	Buffalo	61,948
10/24	L	14-30	Miami	62,130
10/31	L	21-49	at San Diego	44,786
11/7	W	13-10	Kansas City	62,812
11/14	L	13-14	Baltimore	63,947
11/21	W	20-7	at Buffalo	41,577
11/28	L	21-24	San Francisco	63,936
12/4	L	10-52	at Dallas	66,689
12/12	W	13-6	New England	63,175
12/19	W	35-21	Cincinnati	63,151

1971 AFC EAST STANDINGS

Miami	10	3	1	.769
Baltimore	10	4	0	.714
New England	6	8	0	.429
Jets	**6**	**8**	**0**	**.429**
Buffalo	1	13	0	.071

SCORE BY QUARTER

Jets	45	65	45	57	**212**
Opp.	69	84	81	65	**299**

TEAM STATISTICS

	Jets	Opp.
Total First Downs	**202**	**235**
By Rushing	115	118
By Passing	67	101
By Penalty	20	16
Third Down: Md/Att.	70/188	79/194
Third Down: Eff.	37.2	40.7
Fourth Down: Md/Att.	0/3	0/0
Fourth Down: Eff.	0.0	0.0
Total Net Yards	**3,267**	**4,357**
Avg. per Game	233.4	311.2
Total Offensive Plays	786	841
Avg. per Play	4.2	5.2
Net Yards Rushing	**1,888**	**2,302**
Total Rushing Plays	485	472
Avg. per Rush	3.9	4.9
Avg. per Game	134.9	164.4
Net Yards Passing	**1,379**	**2,055**
Avg. per Game	98.5	146.8
Sacked/Yards Lost	23/177	27/230
Gross Yards Passing	1,556	2,285
Att./Completions	278/119	342/163
Completion Pct.	42.8	47.7
Had Intercepted	16	13
Possession Avg.	**30:00**	**25:43**
Punts/Avg.	**78/38.8**	**65/38.1**
Punt Return/Avg.	**6.2**	**8.8**
Net Punting Avg.	**78/33.4**	**65/34.5**
Penalties/Yards	**70/672**	**81/814**
Fumbles/Lost	**30/14**	**35/10**
Touchdowns	**27**	**37**
Rushing	12	18
Passing	15	17
Returns	0	2

RUSHING

Player	No	Yds	Avg	Lg	TD
Riggins	180	769	4.3	25	1
Boozer	188	618	3.3	19	5
Davis	18	154	8.6	24	1
Nock	48	137	2.9	17	3
McClain	12	108	9.0	63t	2
Harkey	20	62	3.1	10	0
Woodall	13	26	2.0	7	0
Caster	2	10	5.0	17	0
Maynard	1	2	2.0	2	0
Namath	3	-1	-0.3	1	0
Jets	**485**	**1,888**	**3.9**	**63t**	**12**
Opp.	**472**	**2,302**	**4.9**	**67t**	**18**

RECEIVING

Player	No	Yds	Avg	Lg	TD
Riggins	36	231	6.4	32t	2
Caster	26	454	17.5	57t	6
Maynard	21	408	19.4	74t	2
Boozer	11	120	10.9	36	1
Lammons	8	149	18.6	27	1
Nock	6	44	7.3	19t	2
Bell	5	110	22.0	31	1
Harkey	5	28	5.6	10	0
Arthur	1	12	12.0	12	0
Jets	**119**	**1,556**	**13.1**	**74t**	**15**
Opp.	**163**	**2,285**	**14.0**	**51**	**17**

INTERCEPTIONS

Player	No	Yds	Avg	Lg	TD
Hicks	4	46	11.5	26	0
Atkinson	2	19	9.5	17	0
Dockery	2	13	6.5	13	0
Hollomon	2	2	1.0	2	0
Wise	1	33	33.0	33	0
Crane	1	23	23.0	23	0
Grantham	1	0	0.0	0	0
Jets	**13**	**136**	**10.5**	**33**	**0**
Opp.	**16**	**279**	**17.4**	**57**	**1**

PUNTING

Player	No	Yds	Avg	Net	Tb	Lg	Blk
O'Neal	78	3,026	38.8	33.4	3	58	0
Jets	**78**	**3,026**	**38.8**	**33.4**	**3**	**58**	**0**
Opp.	**65**	**2,477**	**38.1**	**34.5**	**4**	**60**	**3**

PUNT RETURNS

Player	No	FC	Yds	Avg	Lg	TD
Farasopoulos	19	11	155	8.2	19	0
Studdard	4	1	3	0.8	3	0
Hicks	1	0	0	0.0	0	0
Bell	1	2	-3	-3.0	-3	0
Jets	**25**	**14**	**155**	**6.2**	**19**	**0**
Opp.	**41**	**21**	**359**	**8.8**	**65**	**0**

SCORING

Player	TD	Ru	Pa	Rt	PAT	FG	S	TP
Howfield	0	0	0	0	25/26	8/19	0	49
Boozer	6	5	1	0	-	-	0	36
Caster	6	0	6	0	-	-	0	36
Nock	5	3	2	0	-	-	0	30
Riggins	3	1	2	0	-	-	0	18
Maynard	2	0	2	0	-	-	0	12
McClain	2	2	0	0	-	-	0	12
Bell	1	0	1	0	-	-	0	6
Davis	1	1	0	0	-	-	0	6
Lammons	1	0	1	0	-	-	0	6
Baker	0	0	0	0	-	-	0	1
Jets	**27**	**12**	**15**	**0**	**25/26**	**8/19**	**0**	**212**
Opp.	**37**	**18**	**17**	**2**	**34/35**	**14/25**	**0**	**299**

KICK RETURNS

Player	No	Yds	Avg	Lg	TD
Faraspoulos	25	545	21.8	30	0
Studdard	15	329	21.9	37	0
Wise	8	210	26.3	41	0
Nock	5	71	14.2	35	0
Harkey	1	2	2.0	2	0
McClain	1	11	11.0	11	0
Jets	**55**	**1,168**	**21.2**	**41**	**0**
Opp.	**34**	**906**	**26.6**	**101t**	**1**

FIELD GOALS

Player	1-19	20-29	30-39	40-49	50+
Howfield	1/1	1/3	5/7	1/7	0/1
Jets	**1/1**	**1/3**	**5/7**	**1/7**	**0/1**
Opp.	**3/3**	**4/5**	**3/5**	**3/10**	**1/2**

Howfield: ( ) (51N, 22N, 25G) (48N) ( ) (37N) (44N) ( ) (30G, 39G) (22B) (33N, 42N, 37G, 31G) (41N) (35G) (42N, 16G, 42G) (40N)

Opponents: (38G, 21G, 21G) (19G) (49N, 40N, 43G) (53N, 36N) (51G) (25G, 31G, 14G) ( ) (39N, 19G) ( ) (21N, 49N) (25G) (47N, 45G) (34G, 47G) (43N, 44N, 49N)

USUAL STARTERS

Offense		Defense	
WR	R. Caster	LE	G. Philbin
LT	B. Svihus	LT	J. Little/R. Finnie
LG	R. Rasmussen	RT	C. Hinton
C	J. Schmitt	RE	M. Lomas
RG	D. Herman	LLB	R. Baker
RT	W. Hill	MLB	A. Atkinson
TE	P. Lammons	RLB	L. Grantham
WR	D. Maynard	LCB	J. Dockery
QB	J. Namath	RCB	E. Thomas
RB	E. Boozer	LS	P. Wise
FB	J. Riggins	RS	W.K. Hicks

Pro Bowl: T Winston Hill

PASSING

Player	Att	Cmp	Yards	Cmp%	Yds/Att	TD	TD%	Int	Int%	Lg	Sk/Yds	Rating
Davis	121	49	624	40.5	5.16	10	8.3	8	6.6	44	14/92	57.3
Namath	59	28	537	47.0	9.10	5	8.5	6	10.2	74t	0/0	68.2
Woodall	97	42	395	43.3	4.07	0	0.0	2	2.1	26	9/1	46.5
O'Neil	1	0	0	0.0	0.00	0	0.0	0	0.0	0	0/0	39.6
Jets	**278**	**119**	**1,556**	**5.60**	**5.6**	**15**	**5.4**	**16**	**5.8**	**74t**	**23/77**	**55.1**
Opp.	**342**	**163**	**2,285**	**6.68**	**6.68**	**17**	**5.0**	**13**	**3.8**	**51**	**27/230**	**70.4**

Coaching Staff: Walt Michaels, Linebackers and Defensive Backfield; **C. W. (Wimp) Hewgley**, Offensive Line; **Buddy Ryan**, Defensive Line; **Ken Meyer**, Recievers Coach; **Ed Biles**, Talent Scout and Assistant Coach.

1972 SEASON (7-7)

Head Coach: Weeb Ewbank - Second in AFC
East Home Stadium: Shea Stadium

Date	W-L	Score	Opponents	Attendance
9/17	W	41-24	at Buffalo	46,206
9/24	W	44-34	at Baltimore	56,626
10/1	L	20-26	at Houston	51,423
10/8	L	17-27	Miami	63,841
10/15	W	41-13	at New England	60,999
10/22	W	24-20	Baltimore	62,948
10/29	W	34-10	New England	62,867
11/5	L	17-35	Washington	62,692
11/11	W	41-3	Buffalo	62,853
11/19	L	24-28	at Miami	78,166
11/23	L	20-37	at Detroit	54,418
12/3	W	18-17	New Orleans	62,496
12/11	L	16-24	at Oakland	54,843
12/17	L	10-26	Cleveland	62,614

1972 AFC EAST STANDINGS

Miami	14	0	0	1.000
Jets	**7**	**7**	**0**	**.500**
Baltimore	5	9	0	.357
Buffalo	4	9	1	.321
New England	3	11	0	.241

SCORE BY QUARTER

Jets	99	118	49	101	**367**
Opp.	46	116	57	105	**324**

TEAM STATISTICS

	Jets	Opp.
Total First Downs	**250**	**255**
By Rushing	106	121
By Passing	117	118
By Penalty	27	16
Third Down: Md/Att.	73/172	79/179
Third Down: Eff.	42.3	44.1
Fourth Down: Md/Att.	3/4	1/1
Fourth Down: Eff.	75.0	100.0
Total Net Yards	**4,787**	**4,709**
Avg. per Game	5.8	336.4
Total Offensive Plays	825	866
Avg. per Play	341.9	5.4
Net Yards Rushing	**2,010**	**2,072**
Total Rushing Plays	461	476
Avg. per Rush	4.4	4.4
Avg. per Game	143.6	148.0
Net Yards Passing	**2,777**	**2,637**
Avg. per Game	198.4	188.4
Sacked/Yards Lost	17/153	27/251
Gross Yards Passing	2,930	2,888
Att./Completions	347/172	363/186
Completion Pct.	49.6	51.2
Had Intercepted	22	19
Possession Avg.	**12:51**	**47:09**
Punts/Avg.	**51/39.3**	**56/39.4**
Punt Return/Avg.	**9.7**	**10.4**
Net Punting Avg.	**51/33.9**	**56/34.0**
Penalties/Yards	**72/687**	**86/856**
Fumbles/Lost	**21/9**	**21/12**
Touchdowns	**41**	**37**
Rushing	18	16
Passing	21	18
Returns	2	3

RUSHING

Player	No	Yds	Avg	Lg	TD
Riggins	207	944	4.6	40	7
Boozer	120	549	4.6	37t	11
McClain	59	305	5.2	30	0
Harkey	45	129	2.9	10	0
Bjorklund	15	42	2.8	10	0
Davis	6	32	5.3	20	0
Namath	6	8	1.3	2	0
Caster	2	6	3.0	6	0
Bell	1	-5	-5.0	-5	0
Jets	**461**	**2,010**	**4.4**	**40**	**18**
Opp.	**476**	**2,072**	**4.4**	**41t**	**16**

RECEIVING

Player	No	Yds	Avg	Lg	TD
Caster	39	833	21.4	80t	10
Ball	35	629	18.0	83t	2
Maynard	29	510	17.6	41	2
Riggins	21	230	11.0	67t	1
Barkum	16	304	19.0	52	2
Boozer	11	142	12.9	49t	3
Harkey	9	114	12.7	24	0
McClain	6	88	14.7	44	0
Bjorklund	4	54	13.5	35	0
Stewart	2	26	13.0	22	1
Jets	**172**	**2,930**	**17.0**	**83t**	**21**
Opp.	**168**	**2,888**	**15.5**	**89t**	**18**

INTERCEPTIONS

Player	No	Yds	Avg	Lg	TD
Tannen	7	125	17.9	32	0
Farasopoulos	2	48	24.0	25	0
Sowells	2	14	7.0	14	0
Baker	2	0	0.0	0	0
Hicks	1	43	43.0	43	0
Hollomon	1	25	25.0	25	0
Thomas	1	14	14.0	14	0
Atkinson	1	7	7.0	7	0
Crane	1	4	4.0	4	0
Taylor	1	2	2.0	2	0
Jets	**19**	**282**	**14.8**	**43**	**0**
Opp.	**22**	**271**	**12.3**	**56**	**1**

PUNTING

Player	No	Yds	Avg	Net	Tb	Lg	Blk
O'Neal	51	2,006	39.3	33.9	2	57	1
Jets	**51**	**2,006**	**39.3**	**33.9**	**2**	**57**	**1**
Opp.	**56**	**2,206**	**39.4**	**34.0**	**2**	**56**	**0**

PUNT RETURNS

Player	No	FC	Yds	Avg	Lg	TD
Farasopoulos	17	17	179	10.5	65t	1
Tuner	5	1	38	7.6	16	0
Hicks	3	0	25	8.3	20	0
Jets	**25**	**18**	**242**	**9.7**	**65t**	**1**
Opp.	**23**	**9**	**239**	**10.4**	**42**	**0**

SCORING

Player	TD	Ru	Pa	Rt	PAT	FG	S	TP
Howfield	0	0	0	0	40/41	27/37	0	121
Boozer	14	11	3	0	-	-	0	84
Caster	10	0	10	0	-	-	0	60
Riggins	8	7	1	0	-	-	0	48
Barkum	2	0	2	0	-	-	0	12
Bell	2	0	2	0	-	-	0	12
Maynard	2	0	2	0	-	-	0	12
Farasopoulos	1	0	0	1	-	-	0	6
Rasmussen	1	0	0	1	-	-	0	6
Stewart	1	0	1	0	-	-	0	6
Jets	**41**	**18**	**21**	**2**	**40/41**	**27/37**	**0**	**367**
Opp.	**37**	**16**	**18**	**3**	**36/37**	**22/33**	**0**	**324**

KICK RETURNS

Player	No	Yds	Avg	Lg	TD
Farasopoulos	26	627	24.1	51	0
Wise	9	211	23.4	33	0
Bjorklund	7	150	21.4	27	0
Hicks	4	73	18.3	23	0
Turner	3	57	19.0	22	0
Kirksey	2	33	16.5	17	0
McClain	2	45	22.5	26	0
Barkum	1	0	0.0	0	0
Snell	1	14	14.0	14	0
Zapalac	1	8	8.0	8	0
Jets	**56**	**1,218**	**21.8**	**51**	**0**
Opp.	**47**	**1,386**	**29.5**	**93t**	**1**

FIELD GOALS

Player	1-19	20-29	30-39	40-49	50+
Howfield	7/8	7/7	11/15	2/7	0/0
Jets	**7/8**	**7/7**	**11/15**	**2/7**	**0/0**
Opp.	**7/7**	**8/11**	**4/7**	**3/7**	**0/0**

Howfield: (35G,11G) (43N, 48B, 14G) (8G,32G) (18G) (37G, 37G) (29G) (39N, 21G, 31G) (13G, 37N) (13G, 37N) (26G, 25G) (33G) (39N, 47N, 42N, 13G, 20G) (48N, 30G, 39G, 31G, 23G, 33G, 42G) (39N, 25G, 30G, 42G) (18N, 19G)

Opponents: (48G) (28N, 14G, 32G) (12G, 20G, 20G, 12G) (27G, 38N, 44N, 43G) (50N, 36G, 25G) (44N, 33N, 41N, 22G, 28G) (20G) (30N) (9G) (42N) (15G, 21G, 37G) (23N, 31G) (22N, 48G) (8G, 13G)

USUAL STARTERS

Offense		Defense	
WR	E. Bell	LE	G. Philbin
LT	B. Svihus	LT	J. Little
LG	R. Rasmussen	RT	J. Elliott
C	J. Schmitt	RE	M. Lomas
RG	D. Herman	LLB	R. Baker
RT	W. Hill	MLB	A. Atkinson
TE	R. Caster	RLB	L. Grantham
WR	D. Maynard	LCB	S. Tannen
QB	J. Namath	RCB	E. Thomas
RB	E. Boozer	LS	F. Holloman
FB	J. Riggins	RS	C. Farasopoulos

Pro Bowl: TE Richard Caster, T Winston Hill, QB Joe Namath

PASSING

Player	Att	Cmp	Yards	Cmp%	Yds/Att	TD	TD%	Int	Int%	Lg	Sk/Yds	Rating
Namath	324	162	2,816	50.0	8.69	19	5.9	21	6.5	82t	11/101	72.5
Davis	22	10	114	45.5	5.18	2	9.1	1	4.5	35	6/52	72.9
McClain	1	0	0	0.0	0.00	0	0.0	0	0.0	0	0/0	39.6
Jets	**347**	**172**	**2,930**	**49.60**	**8.44**	**21**	**6.1**	**22**	**6.3**	**83t**	**17/153**	**72.3**
Opp.	**363**	**186**	**2,888**	**51.2**	**7.96**	**18**	**5.0**	**19**	**5.2**	**89t**	**27/251**	**72**

Coaching Staff: Walt Michaels, Linebackers and Defensive Backfield; **C. W. (Wimp) Hewgley**, Offensive Line; **Buddy Ryan**, Defensive Line; **Ken Meyer**, Recievers Coach; **Ed Biles**, Defensive Backs.

1973 SEASON (4-10)

Head Coach: Weeb Ewbank - Fourth in AFC East
Home Stadium: Shea Stadium

Date	W-L	Score	Opponents	Attendance
9/17	L	7-23	Green Bay (at Milwaukee, WI)	47,124
9/23	W	34-10	at Baltimore	55,942
9/30	L	7-9	at Buffalo	77,425
10/7	L	3-31	at Miami	63,850
10/14	W	9-7	at New England	57,781
10/21	L	14-26	at Pittsburgh	48,682
10/28	L	28-40	Denver	55,108
11/4	L	14-24	Miami	57,491
11/11	W	33-13	New England	51,034
11/18	L	14-20	at Cinncinatti	55,745
11/25	L	20-28	Atlanta	61,327
12/2	W	20-17	Baltimore	51,167
12/9	L	23-24	at Philadelphia	34,621
12/16	L	14-34	at Buffalo	47,740

1973 AFC EAST STANDINGS

Miami	12	2	0	.857
Buffalo	9	5	0	.643
New England	5	9	0	.357
Jets	**4**	**10**	**0**	**.286**
Baltimore	4	10	0	.286

SCORE BY QUARTER

Jets	58	64	54	64	**240**
Opp.	71	104	61	70	**306**

TEAM STATISTICS

	Jets	Opp.
Total First Downs	**222**	**226**
By Rushing	95	116
By Passing	109	101
By Penalty	18	9
Third Down: Md/Att.	69/193	75/195
Third Down: Eff.	35.8	38.5
Fourth Down: Md/Att.	0/1	0/1
Fourth Down: Eff.	0.0	0.0
Total Net Yards	**3,920**	**4,178**
Avg. per Game	280.0	298.4
Total Offensive Plays	863	860
Avg. per Play	4.5	4.9
Net Yards Rushing	**1,864**	**2,228**
Total Rushing Plays	453	538
Avg. per Rush	4.1	4.1
Avg. per Game	133.1	159.1
Net Yards Passing	**2,056**	**1,950**
Avg. per Game	146.9	139.3
Sacked/Yards Lost	37/297	26/198
Gross Yards Passing	2,353	2,148
Att./Completions	373/181	296/150
Completion Pct.	48.5	50.7
Had Intercepted	22	19
Possession Avg.	**25:43**	**34:17**
Punts/Avg.	**74/37.1**	**67/40.9**
Punt Return/Avg.	**6.1**	**11.4**
Net Punting Avg.	**74/29.9**	**67/36.6**
Penalties/Yards	**62/575**	**86/785**
Fumbles/Lost	**32/17**	**30/19**
Touchdowns	**27**	**34**
Rushing	7	12
Passing	16	18
Returns	4	4

RUSHING

Player	No	Yds	Avg	Lg	TD
Boozer	182	831	4.6	52	3
Riggins	134	482	3.6	15	4
Adamle	67	264	3.9	36	0
Nance	18	78	4.3	18	0
Bjorklund	22	72	3.3	14	0
Woodall	13	68	5.2	17	0
McClain	8	32	4.0	13	0
Fagan	2	47	23.5	26	0
Barkum	1	2	2.0	2	0
Demory	4	-1	-0.2	0	0
Namath	1	-2	-2.0	-2	0
Caster	1	-9	-9.0	-9	0
Jets	**453**	**1,864**	**4.1**	**52**	**7**
Opp.	**538**	**2,228**	**4.1**	**30**	**12**

RECEIVING

Player	No	Yds	Avg	Lg	TD
Barkum	44	810	18.4	63	6
Caster	35	593	16.9	49	4
Bell	24	319	13.3	38t	2
Riggins	23	158	6.9	19	0
Boozer	22	130	5.9	15t	3
Adamle	9	63	7.0	13	0
Adkins	6	109	18.2	29	0
Knight	6	78	13.0	19	1
McClain	6	52	8.7	14	0
Nance	4	26	6.5	9	0
Bjorklund	2	15	7.5	11	0
Jets	**181**	**2,353**	**13.0**	**63**	**16**
Opp.	**150**	**2,148**	**14.3**	**76t**	**18**

INTERCEPTIONS

Player	No	Yds	Avg	Lg	TD
Howell	4	76	19.0	41	0
Baker	4	51	12.8	22t	1
Sowells	3	55	18.3	30t	1
Thomas	2	25	12.5	25	0
Tannen	1	30	30.0	30	0
Owens	1	27	27.0	27	0
Spicer	1	12	12.0	12	0
Atkinson	1	11	11.0	11	0
Farasopoulos	1	1	1.0	1	0
Ebersole	1	0	0.0	0	0
Jets	**19**	**288**	**15.2**	**41**	**2**
Opp.	**22**	**296**	**13.5**	**45t**	**2**

PUNTING

Player	No	Yds	Avg	Net	Tb	Lg	Blk
Fagan	74	2,744	37.1	29.9	6	58	2
Jets	**74**	**2,744**	**37.1**	**29.9**	**6**	**58**	**2**
Opp.	**67**	**2,737**	**40.9**	**36.6**	**6**	**61**	**0**

PUNT RETURNS

Player	No	FC	Yds	Avg	Lg	TD
Farasopoulos	14	10	111	7.9	23	0
Turner	11	4	54	4.9	10	0
Tannen	2	4	0	0.0	0	0
Jets	**27**	**21**	**165**	**6.1**	**23**	**0**
Opp.	**36**	**18**	**411**	**11.4**	**53**	**1**

SCORING

Player	TD	Ru	Pa	Rt	PAT	FG	S	TP
Howfield	0	0	0	0	27/27	17/24	0	78
Barkum	6	0	6	0	-	-	0	36
Boozer	6	3	3	0	-	-	0	36
Caster	4	0	4	0	-	-	0	24
Riggins	4	4	0	0	-	-	0	24
Dbell	2	0	2	1	-	-	0	12
Baker	1	0	0	0	-	-	0	6
Knight	1	0	1	1	-	-	0	6
Owens	1	0	0	1	-	-	0	6
Sowells	1	0	0	1	-	-	0	6
Wise	1	0	0	1	-	-	0	6
Jets	**27**	**7**	**16**	**4**	**27/27**	**17/34**	**0**	**240**
Opp.	**34**	**12**	**18**	**4**	**33/34**	**23/34**	**0**	**306**

KICK RETURNS

Player	No	Yds	Avg	Lg	TD
Adkins	31	615	19.8	38	0
Bjorklund	9	175	19.4	34	0
Adamle	5	79	15.8	26	0
McClain	5	89	17.8	21	0
Owens	2	103	51.5	82t	1
Jets	**52**	**1,061**	**20.4**	**82t**	**1**
Opp.	**44**	**1,021**	**23.2**	**51**	**0**

FIELD GOALS

Player	1-19	20-29	30-39	40-49	50+
Howfield	4/4	5/6	5/7	3/6	0/1
Jets	**4/4**	**5/6**	**5/7**	**3/6**	**0/1**
Opp.	**10/10**	**5/6**	**3/9**	**4/6**	**1/2**

Howfield: (41N) (22G, 16G) (39N) (38G) (40G, 39G, 22G) ( ) (47N) (46N, 51N) (44G, 22G, 28G, 39G) ( ) (14G, 24G) (32N, 30G, 18G) (28N, 34G, 16G, 41G) ( )

Opponents: (9G, 37G, 10G) (17G) (34N, 42G, 20G, 42G) (30N, 27N, 19G) (34N) (35B, 31N, 27G, 29G, 36G, 13G) (21G, 47G, 19G, 33G) (53B, 20G) ( ) (16G, 51G) (37N) (46N, 50N,17G) (44N, 40G) (12G, 11G)

USUAL STARTERS

Offense		Defense	
WR	J. Barkum	LE	E. Galigher
LT	R. Woods	LT	J. Little
LG	R. Rasmussen	RT	J. Elliott
C	J. Schmitt	RE	M. Lomas
RG	D. Herman	LLB	R. Baker
RT	W. Hill	MLB	J. Ebersole
TE	R. Caster	RLB	B. Ferguson
WR	E. Bell	LCB	D. Howell
QB	A. Woodall	RCB	E. Thomas
RB	E. Boozer	LS	B. Owens
FB	J. Riggins	RS	C. Farasopoulos

Pro Bowl: WR Jerome Barkum, T Winston Hill

PASSING

Player	Att	Cmp	Yards	Cmp%	Yds/Att	TD	TD%	Int	Int%	Lg	Sk/Yds	Rating
Woddall	201	101	1,228	50.2	6.11	9	4.5	8	4.0	56t	19/127	67
Namath	133	68	966	51.1	7.26	5	3.8	6	4.5	63	10/1	68
Demory	39	12	159	30.8	4.08	2	5.1	8	20.5	31t	8/1	22
Jets	**373**	**181**	**2,353**	**48.5**	**6.31**	**16**	**4.3**	**22**	**5.9**	**63**	**37/297**	**58**
Opp.	**296**	**150**	**2,148**	**50.7**	**7.26**	**18**	**6.1**	**19**	**6.4**	**76t**	**26/198**	**68**

Coaching Staff: Charley Winner, Linebackers and Defensive Backfield; **C. W. (Wimp) Hewgley**, Offensive Line; **Buddy Ryan**, Defensive Line; **Ken Meyer**, Recievers Coach; **Ed Biles**, Defensive Backs Coach; **Mike Holovak**, Offense; **Ken Shipp**, Receivers; **Jess Thompson**, Assistant Coach; **Carroll Huntress**, Assistant Coach.

1974 SEASON (7-7)

Head Coach: Charley Winner - Fourth in the AFC East - Home Stadium: Shea Stadium

Date	W-L	Score	Opponents	Attendance
9/15	L	16-24	at Kansas City	73,959
9/22	W	23-21	at Chicago	50,213
9/29	L	12-16	at Buffalo	76,866
10/7	L	17-21	at Miami	61,527
10/13	L	0-24	New England	57,828
10/20	L	20-35	Baltimore	51,745
10/27	L	13-20	Los Angeles	56,110
11/3	L	22-27	Houston	47,218
11/10	W	26-20	at New York Giants (OT)	64,327
11/17	W	21-16	at New England	57,115
11/24	W	17-14	Miami	57,162
12/1	W	27-14	San Diego	44,888
12/8	W	20-10	Buffalo	31,982
12/15	W	45-38	at Baltimore	31,651

1974 AFC EAST STANDINGS

Miami	11	3	0	.786
Buffalo	9	5	0	.643
New England	7	7	0	.500
Jets	**7**	**7**	**0**	**.500**
Baltimore	2	12	0	.143

SCORE BY QUARTER

Jets	56	102	48	48	6	**279**
Opp.	51	67	65	65	0	**300**

TEAM STATISTICS

	Jets	Opp.
Total First Downs	**234**	**267**
By Rushing	96	132
By Passing	119	112
By Penalty	19	23
Third Down: Md/Att.	51/141	74/160
Third Down: Eff.	36.2	43.6
Fourth Down: Md/Att.	0/0	0/1
Fourth Down: Eff.	0.0	0.0
Total Net Yards	**4,061**	**4,297**
Avg. per Game	290.1	306.9
Total Offensive Plays	832	911
Avg. per Play	4.9	4.7
Net Yards Rushing	**1,625**	**2,240**
Total Rushing Plays	444	539
Avg. per Rush	3.7	4.2
Avg. per Game	116.1	160
Net Yards Passing	**2,436**	**2,057**
Avg. per Game	174	146.9
Sacked/Yards Lost	19/195	25/192
Gross Yards Passing	2,631	2,249
Att./Completions	369/194	347/186
Completion Pct.	52.6	53.6
Had Intercepted	24	17
Possession Avg.	**32:22**	**23:23**
Punts/Avg.	**75/35.9**	**71/37.2**
Punt Return/Avg.	**8.0**	**13.0**
Net Punting Avg.	**75/28.2**	**71/29.8**
Penalties/Yards	**76/600**	**78/684**
Fumbles/Lost	**26/8**	**18/9**
Touchdowns	**36**	**38**
Rushing	12	20
Passing	20	14
Returns	4	4

RUSHING

Player	No	Yds	Avg	Lg	TD
Riggins	169	680	4.0	34	5
Boozer	153	563	3.7	20	4
Burns	40	158	4.0	12	0
Adamle	28	93	3.3	21	2
Jackson	20	74	3.7	16	0
Bjorklund	23	57	2.5	12	0
Barkum	1	2	2.0	2	0
Namath	8	1	0.1	3t	1
Woodall	2	-3	-1.5	-1	0
Jets	**444**	**1,625**	**3.7**	**34**	**12**
Opp.	**539**	**2,240**	**4.2**	**41t**	**20**

RECEIVING

Player	No	Yds	Avg	Lg	TD
Barkum	41	524	12.8	39	3
Knight	40	579	14.5	42t	4
Caster	38	745	19.6	89t	7
Riggins	19	180	9.5	32	2
Boozer	14	161	11.5	29	1
Bell	13	126	9.7	22	1
Burns	11	83	7.5	18	1
Adamle	9	84	9.3	16	0
Brister	5	90	18.0	32	0
Jackson	2	44	22.0	24	1
Bjorklund	2	15	7.5	8	0
Jets	**194**	**2,631**	**13.6**	**89t**	**20**
Opp.	**186**	**2,249**	**12.1**	**51**	**14**

INTERCEPTIONS

Player	No	Yds	Avg	Lg	TD
B. Owens	3	68	22.7	39	1
Ebersole	3	48	16.0	41	0
Baker	2	87	43.5	67t	1
Tannen	2	33	16.5	19	0
Howell	2	23	11.5	16	0
Word	2	19	9.5	19	0
Sowells	2	0	0.0	0	0
Lewis	1	33	33.0	33	0
Rivers	1	0	0.0	0	0
Jets	**17**	**278**	**16.4**	**67t**	**2**
Opp.	**24**	**453**	**18.8**	**52t**	**4**

PUNTING

Player	No	Yds	Avg	Net	Tb	Lg	Blk
Gantt	75	2,689	35.9	28.2	11	59	0
Jets	**75**	**2,689**	**35.9**	**28.2**	**11**	**59**	**0**
Opp.	**71**	**2,743**	**38.5**	**29.8**	**5**	**56**	**1**

PUNT RETURNS

Player	No	FC	Yds	Avg	Lg	TD
Word	38	2	301	7.9	7.9	0
Piccone	9	0	75	8.3	8.3	0
Jackson	6	0	49	8.2	8.2	0
Jets	**53**	**2**	**425**	**8.0**	**8.0**	**0**
Opp.	**27**	**10**	**352**	**13.0**	**13.0**	**0**

SCORING

Player	TD	Ru	Pa	Rt	PAT	FG	S	TP
Caster	7	0	7	0	-	-	0	42
Riggins	7	5	2	0	-	-	0	42
Leahy	0	0	0	0	18/19	6/11	0	36
Boozer	5	4	1	0	-	-	0	30
Howfield	0	0	0	0	8/12	6/7	0	26
Knight	4	0	4	0	-	-	0	24
Barkum	3	0	3	0	-	-	0	18
Adamle	2	2	0	0	-	-	0	12
Jackson	2	0	1	1	-	-	0	12
B. Owens	2	0	0	2	-	-	0	12
Baker	1	0	0	1	-	-	0	6
Bell	1	0	1	0	-	-	0	6
Burns	1	0	1	0	-	-	0	6
Namath	1	1	0	0	-	-	0	6
Gantt	0	0	0	0	1/2	0/0	0	1
Jets	**36**	**12**	**20**	**4**	**27/32**	**12/18**	**0**	**279**
Opp.	**38**	**20**	**14**	**4**	**36/38**	**12/24**	**0**	**300**

KICK RETURNS

Player	No	Yds	Avg	Lg	TD
Piccone	39	961	24.6	46	0
Bjorklund	4	73	18.3	28	0
Jackson	4	100	25.0	30	0
Word	4	69	17.3	24	0
Burns	3	52	17.3	21	0
B. Owens	3	35	11.7	18	0
Adamle	2	17	8.5	14	0
Knight	2	0	0.0	0	0
Jets	**61**	**1,307**	**21.4**	**46**	**0**
Opp.	**57**	**1,395**	**24.5**	**68**	**0**

FIELD GOALS

Player	1-19	20-29	30-39	40-49	50+
Leahy	0/0	3/5	2/4	1/2	0/0
Howfield	0/1	1/1	3/3	2/2	0/0
Jets	**0/1**	**4/6**	**5/7**	**3/4**	**0/0**
Opp.	**0/0**	**5/6**	**4/8**	**3/10**	**0/0**

Leahy: ( ) ( ) ( ) ( ) ( ) ( ) ( ) ( ) (29N, 34G, 22G) ( ) (34G) (24B, 20G, 45G) ( ) (37B, 30N, 43N, 25G)

Howfield: (25G) (19B, 39G) (31G, 40G) (43G) ( ) ( ) ( ) (35G) ( ) ( ) ( ) ( ) ( ) ( )

Opponents: (37B, 27G) (46N) (21G) (29N) (37G) (37N) (41N) (46N, 46N, 45G, 46G) (42N, 47N, 26G, 22G) (34N, 32G, 44G, 35G) () () (40N, 34B, 36G) (26G)

USUAL STARTERS

Offense		Defense	
WR	J. Barkum	LE	E. Galigher
LT	R. Woods	LT	C. Barzilauskas
LG	R. Rasmussen	RT	J. Schmiesing
C	W. Mulligan	RE	R. Neal
RG	G. Puetz	LLB	R. Baker
RT	W. Hill	MLB	J. Rivers
TE	R. Caster	RLB	J. Ebersole
WR	D. Knight	LCB	R. Sowells
QB	J. Namath	RCB	R. Word
RB	E. Boozer	SS	B. Owens
FB	J. Riggins	FS	S. Tannen

Pro Bowl: TE Richard Caster

PASSING

Player	Att	Cmp	Yards	Cmp%	Yds/Att	TD	TD%	Int	Int%	Lg	Sk/Yds	Rating
Namath	361	191	2,616	52.9	7.25	20	5.5	22	6.1	89t	19/195	69.4
Woodall	8	3	15	37.5	1.88	0	0.0	2	25.0	8	0/0	6.3
Jets	**369**	**194**	**2,631**	**52.6**	**7.13**	**20**	**5.4**	**24**	**6.5**	**89t**	**19/195**	**66.6**
Opp.	**347**	**186**	**2,249**	**53.6**	**6.48**	**14**	**4.0**	**17**	**4.9**	**51**	**25/192**	**66.8**

Coaching Staff: Ken Shipp, Offensive Coordinator/Recievers; **Dick Voris**, Defensive Coordinator/Defensive Line; **Mike Holovak**, Offensive Backs; **Bob Fry**, Offensive Line; **Buddy Ryan**, Linebackers; **Sam Rutigiano**, Defensive Backs; **Homer Edington**, Director of Player Personnel; **Jess Thompson**, Talent Scout and Assistant Coach; **Carroll Huntress**, Talent Scout and Assistant.

1975 SEASON (3-11)

Head Coach: Charley Winner (2-7), Ken Shipp (1-4)
Fourth in the AFC East - Home Stadium: Shea Stadium

Date	W-L	Score	Opponents	Attendance
9/21	L	14-42	at Buffalo	77,837
9/28	W	30-24	at Kansas City	73,939
10/5	W	36-7	New England	57,365
10/12	L	21-29	at Minnesota	47,739
10/19	L	0-43	Miami	47,191
10/26	L	28-45	Baltimore	55,137
11/2	L	23-24	Buffalo	58,343
11/9	L	7-27	at Miami	72,896
11/16	L	19-52	at Baltimore	52,097
11/23	L	6-37	St. Louis	53,169
11/30	L	7-20	Pittsburgh	52,618
12/7	W	30-28	at New England	53,989
12/15	L	16-24	at San Diego	49,706
12/21	L	21-31	Dallas	37,279

1975 AFC EAST STANDINGS

Baltimore	10	4	0	.714
New England	10	4	0	.714
Miami	8	6	0	.571
Jets	**3**	**11**	**0**	**.214**
Buffalo	3	11	0	.214

SCORE BY QUARTER

Jets	64	72	58	64	**258**
Opp.	92	119	120	102	**433**

TEAM STATISTICS

	Jets	Opp.
Total First Downs	**266**	**308**
By Rushing	126	155
By Passing	111	133
By Penalty	29	20
Third Down: Md/Att.	80/194	92/178
Third Down: Eff.	41.2	51.7
Fourth Down: Md/Att.	1/1	2/3
Fourth Down: Eff.	100.0	66.7
Total Net Yards	**4,230**	**5,456**
Avg. per Game	4.6	389.7
Total Offensive Plays	919	909
Avg. per Play	302.1	6.0
Net Yards Rushing	**2,079**	**2,737**
Total Rushing Plays	501	574
Avg. per Rush	4.1	4.8
Avg. per Game	148.5	195.5
Net Yards Passing	**2,151**	**2,719**
Avg. per Game	153.6	194.2
Sacked/Yards Lost	34/317	19/141
Gross Yards Passing	2,468	2,860
Att./Completions	384/174	316/180
Completion Pct.	45.3	57.0
Had Intercepted	33	15
Possession Avg.	**38:34**	**21:26**
Punts/Avg.	**59/36.5**	**56/33.7**
Punt Return/Avg.	**5.3**	**9.5**
Net Punting Avg.	**59/30.6**	**56/29.5**
Penalties/Yards	**99/799**	**93/800**
Fumbles/Lost	**24/8**	**25/13**
Touchdowns	**32**	**57**
Rushing	15	25
Passing	16	26
Returns	1	6

RUSHING

Player	No	Yds	Avg	Lg	TD
Riggins	238	1,005	4.2	42	8
Garrett	122	566	4.6	40	5
S. Davis	70	290	4.1	24	1
Gresham	25	98	3.9	16	1
Jones	9	59	6.6	19	0
Boozer	20	51	2.6	8	0
Jackson	6	11	1.8	7	0
Namath	10	6	0.6	6	0
Barkum	1	-7	-7.0	-7	0
Jets	**501**	**2,079**	**4.1**	**42**	**15**
Opp.	**574**	**2,737**	**4.8**	**52t**	**25**

RECEIVING

Player	No	Yds	Avg	Lg	TD
Caster	47	820	17.4	91	4
Barkum	36	549	15.3	56	5
Riggins	30	363	12.1	34	1
Bell	20	344	17.2	38	4
Garrett	19	180	9.5	20	1
Piccone	7	79	11.3	21	0
S. Davis	6	56	9.3	18	0
Jackson	5	54	10.8	14	0
Gresham	2	4	2.0	6	0
Boozer	1	16	16.0	16t	1
Brister	1	3	3.0	3	0
Jets	**174**	**2,468**	**14.2**	**91**	**16**
Opp.	**180**	**2,860**	**15.9**	**90t**	**26**

INTERCEPTIONS

Player	No	Yds	Avg	Lg	TD
Owens	3	3	1.0	3	0
Ebersole	2	21	10.5	18	0
Turk	2	20	10.0	12	0
Howell	2	19	9.5	10	0
Wise	2	17	8.5	14	0
Prout	1	10	10.0	10	0
Bailey	1	8	8.0	8	0
Sowells	1	0	0.0	0	0
Word	1	0	0.0	0	0
Jets	**15**	**98**	**6.5**	**18**	**0**
Opp.	**33**	**538**	**16.3**	**61t**	**4**

PUNTING

Player	No	Yds	Avg	Net	Tb	Lg	Blk
Gantt	59	2,156	36.5	30.6	7	71	3
Jets	**59**	**2,156**	**36.5**	**30.6**	**7**	**71**	**3**
Opp.	**2/25**	**1,889**	**33.7**	**29.5**	**6**	**74**	**2**

PUNT RETURNS

Player	No	FC	Yds	Avg	Lg	TD
Piccone	18	7	74	4.1	10	0
Bell	2	0	42	21.0	34	0
Jackson	1	0	0	0.0	0	0
Sowells	1	0	0	0.0	0	0
Jets	**22**	**7**	**116**	**5.3**	**34**	**0**
Opp.	**22**	**12**	**208**	**9.5**	**50t**	**1**

SCORING

Player	TD	Ru	Pa	Rt	PAT	FG	S	TP
Leahy	0	0	0	0	27/30	13/21	0	66
Riggins	9	8	1	0	-	-	0	54
Garrett	6	5	1	0	-	-	0	36
Barkum	5	0	5	0	-	-	0	30
Bell	4	0	4	0	-	-	0	24
Caster	4	0	4	0	-	-	0	24
Boozer	1	0	1	0	-	-	0	6
Brister	1	0	0	1	-	-	0	6
S. Davis	1	1	0	0	-	-	0	6
Gresham	1	1	0	0	-	-	0	6
Jets	**32**	**15**	**16**	**1**	**27/30**	**13/21**	**0**	**258**
Opp.	**57**	**25**	**26**	**6**	**53/57**	**12/16**	**1**	**433**

KICK RETURNS

Player	No	Yds	Avg	Lg	TD
Piccone	26	637	24.5	53	0
S. Davis	20	483	24.2	46	0
Garrett	7	159	22.7	33	0
Gresham	7	153	21.9	34	0
Taylor	7	151	21.6	36	0
Wood	3	27	9.0	14	0
Jackson	2	52	26.0	28	0
Wise	1	20	20.0	20	0
Word	1	22	22.0	22	0
Jets	**74**	**1,704**	**23.0**	**53**	**0**
Opp.	**52**	**1,205**	**23.2**	**65**	**0**

FIELD GOALS

Player	1-19	20-29	30-39	40-49	50+
Leahy	0/0	3/3	3/5	7/12	0/1
Jets	**0/0**	**3/3**	**3/5**	**7/12**	**0/1**
Opp.	**2/2**	**2/2**	**5/6**	**3/6**	**0/0**

Leahy: () (32G) (46N, 47G) (46B) () () (42G, 41G, 31G) (42N, 31B) (45G, 36G) (53N, 47G, 27G) () (46B, 38N, 48B, 42G, 27G, 44G) (20G) ()

Opponents: () (35G) () (40G, 36G) (18G) (46B, 36G) (40G) () (36G) (31G) (26G, 19G) (33B) (46N, 49N, 45G) (22G)

USUAL STARTERS

Offense		Defense	
WR	J. Barkum	LE	B. Newsome
LT	R. Woods	LT	C. Barzilauskas
LG	R. Rasmussen	RT	E. Galigher
C	W. Mulligan	RE	R. Neal
RG	G. Puetz	LLB	G. Turk
RT	W. Hill	MLB	J. Ebersole
TE	R. Caster	RLB	R. Lewis
WR	E. Bell	LCB	R. Sowells
QB	J. Namath	RCB	R. Word
RB	C. Garrett	FS	E. Taylor
FB	J. Riggins	SS	B. Owens

Pro Bowl: TE Richard Caster, FB John Riggins

PASSING

Player	Att	Cmp	Yards	Cmp%	Yds/Att	TD	TD%	Int	Int%	Lg	Sk/Yds	Rating
Namath	326	157	2,286	48.2	7.01	15	4.6	28	8.6	91	27/253	51
Jones	57	16	181	28.1	3.18	1	1.8	5	8.8	20	7/64	9.6
Gantt	1	1	1	100.0	1.00	0	0.0	0	0.0	1	0/0	79.2
Jets	**384**	**174**	**2,468**	**45.3**	**6.43**	**16**	**4.2**	**33**	**8.6**	**91**	**34/317**	**44.7**
Opp.	**316**	**180**	**2,860**	**57.0**	**9.05**	**26**	**8.2**	**15**	**4.7**	**90t**	**19/141**	**94.9**

Coaching Staff: Ken Shipp, Offensive Coordinator/Recievers; **Dick Voris**, Defensive Coordinator/Defensive Line; **Bob Fry**, Offensive Line; **Jim Spavital**, Offensive Backs; **Buddy Ryan**, Linebackers; **Sam Rutigiano**, Defensive Backs; **Carroll Huntress**, Talent Scout and Assistant Coach; **Jim Royer**, Talent Scout and Assistant Coach; **Ed Buckley**, Talent Scout and Assistant.

1976 SEASON (3-11)

Head Coach: Lou Holtz (3-10), Mike Holovak (0-1)
Fourth in the AFC East - Home Stadium: Shea Stadium

Date	W-L	Score	Opponents	Attendance
9/12	L	17-38	at Cleveland	67,496
9/19	L	3-46	at Denver	62,519
9/26	L	0-16	at Miami	49,754
10/3	L	6-17	at San Francisco	42,961
10/10	W	17-14	Buffalo	52,916
10/18	L	7-41	at New England	50,883
10/24	L	0-20	Baltimore	49,768
10/31	W	19-14	at Buffalo	41,285
11/7	L	7-27	Miami	53,344
11/14	W	34-0	Tampa Bay	46,427
11/21	L	24-38	New England	49,983
11/28	L	16-33	at Baltimore	43,823
12/5	L	16-37	Washington	46,638
12/12	L	3-42	Cincinnati	31,067

1976 AFC EAST STANDINGS

Baltimore	11	3	0	.786
New England	11	3	0	.786
Miami	6	8	0	.429
Jets	**3**	**11**	**0**	**.214**
Buffalo	2	12	0	.143

SCORE BY QUARTER

Jets	46	53	20	50	**169**
Opp.	67	135	108	73	**383**

TEAM STATISTICS

	Jets	Opp.
Total First Downs	**220**	**277**
By Rushing	104	135
By Passing	93	127
By Penalty	23	15
Third Down: Md/Att.	70/189	101/213
Third Down: Eff.	37	47.4
Fourth Down: Md/Att.	0/0	0/0
Fourth Down: Eff.	0.0	0.0
Total Net Yards	**3,530**	**4,916**
Avg. per Game	252.1	351.1
Total Offensive Plays	876	972
Avg. per Play	4	5.1
Net Yards Rushing	**1,924**	**2,592**
Total Rushing Plays	438	582
Avg. per Rush	4.4	4.5
Avg. per Game	137.4	185.1
Net Yards Passing	**1,606**	**2,324**
Avg. per Game	114.7	166
Sacked/Yards Lost	45/383	16/144
Gross Yards Passing	1,989	2,468
Att./Completions	393/180	374/204
Completion Pct.	45.8	54.5
Had Intercepted	28	11
Possession Avg.	**21:26**	**34:17**
Punts/Avg.	**81/39.7**	**65/41.1**
Punt Return/Avg.	**7.2**	**8.3**
Net Punting Avg.	**81/32.6**	**66/32.5**
Penalties/Yards	**71/627**	**88/796**
Fumbles/Lost	**44/25**	**36/21**
Touchdowns	**20**	**45**
Rushing	10	14
Passing	7	25
Returns	3	6

RUSHING

Player	No	Yds	Avg	Lg	TD
Gaines	157	724	4.6	33	3
Davis	94	418	4.4	26	3
Marinaro	77	312	4.1	17	2
Giammona	39	150	3.8	35	1
Todd	28	107	3.8	22	1
Gresham	30	92	3.1	24	0
Caster	6	73	12.2	60	0
Buttle	1	26	26.0	26	0
Piccone	1	11	11.0	11	0
Jackson	1	6	6.0	6	0
Namath	2	5	2.5	5	0
Carrell	2	0	0.0	0	0
Jets	**438**	**1,924**	**4.4**	**60**	**10**
Opp.	**582**	**2,592**	**4.5**	**60**	**14**

RECEIVING

Player	No	Yds	Avg	Lg	TD
Gaines	41	400	9.8	27	2
Caster	31	391	12.6	41	1
Marinaro	21	168	8.0	35	0
Knight	20	403	20.2	44t	2
Giammona	15	145	9.7	28	0
Piccone	12	147	12.3	23	0
Gresham	11	66	6.0	13	0
Davis	8	57	7.1	21	0
Satterwhite	7	110	15.7	31	0
Barkum	5	54	10.8	25	1
Buckey	5	36	7.2	14	0
Osborne	2	9	4.5	7	1
Jackson	2	3	1.5	6	0
Jets	**180**	**1,989**	**11.1**	**44t**	**7**
Opp.	**204**	**2,468**	**12.1**	**85t**	**25**

INTERCEPTIONS

Player	No	Yds	Avg	Lg	TD
Sowells	2	46	23.0	27	0
Taylor	2	22	11.0	22	0
Buttle	2	20	10.0	14	0
Matin	2	15	7.5	12	0
Keller	1	31	31.0	31	0
Suggs	1	12	12.0	12	0
Ebersole	1	0	0.0	0	0
Jets	**11**	**146**	**13.3**	**31**	**0**
Opp.	**28**	**430**	**15.4**	**63t**	**3**

PUNTING

Player	No	Yds	Avg	Net	Tb	In	Lg	Blk
Carrell	81	3,218	39.7	32.6	6	12	72	0
Jets	**81**	**3,218**	**39.7**	**32.6**	**6**	**12**	**72**	**0**
Opp.	**65**	**2,671**	**41.1**	**32.5**	**12**	**15**	**59**	**1**

PUNT RETURNS

Player	No	FC	Yds	Avg	Lg	TD
Piccone	21	0	173	8.2	60t	1
Giammona	12	1	117	9.8	25	0
Jackson	6	1	-1	-0.2	8	0
Marvaso	1	0	0	0.0	0	0
Jets	**40**	**2**	**289**	**7.2**	**60t**	**1**
Opp.	**55**	**5**	**458**	**8.3**	**67t**	**1**

SCORING

Player	TD	Ru	Pa	Rt	PAT	FG	S	TP
Leahy	0	0	0	0	16/20	11/16	0	49
Gaines	5	3	2	0	-	-	0	30
Davis	3	3	0	0	-	-	0	18
Knight	2	0	2	0	-	-	0	12
Marinaro	2	2	0	0	-	-	0	12
Barkum	1	0	1	0	-	-	0	6
Buttle	1	0	0	1	-	-	0	6
Caster	1	0	1	0	-	-	0	6
Giammona	1	1	0	0	-	-	0	6
Osborne	1	0	1	0	-	-	0	6
Piccone	1	0	0	1	-	-	0	6
Poole	1	0	0	1	-	-	0	6
Todd	1	1	0	0	-	-	0	6
Jets	**20**	**10**	**7**	**3**	**16/20**	**11/16**	**0**	**169**
Opp.	**45**	**14**	**25**	**6**	**42/45**	**23/29**	**1**	**383**

KICK RETURNS

Player	No	Yds	Avg	Lg	TD
Piccone	31	788	28.6	58	0
Giammona	23	527	22.9	34	0
Jackson	10	207	20.7	30	0
Denson	6	129	21.5	29	0
Gaines	1	5	5.0	5	0
Hennigan	1	22	22.0	22	0
Osborne	1	8	8.0	8	0
Jets	**73**	**1,602**	**21.9**	**58**	**0**
Opp.	**39**	**899**	**23.1**	**69**	**0**

FIELD GOALS

Player	1-19	20-29	30-39	40-49	50+
Leahy	1/1	5/5	2/5	2/5	0/0
Jets	**1/1**	**5/5**	**2/5**	**2/5**	**0/0**
Opp.	**1/1**	**8/8**	**10/13**	**4/7**	**0/0**

Leahy: (41G) (25G, 48N) () (47N) (38G) () () (20G, 35G) (31N) (21G, 34N, 30G) (19G) (26G) (47G, 49N) (26G)

Opponents: (32G) (20G, 30G) (25G, 26G, 47N, 42G) (31G) (38N) () (24G, 35G) () (44G, 34G, 36B) () (28G) (34G, 34G, 41G, 44N, 38N, 31G) (18G, 23G, 47N, 32G) (25G, 20G, 33G, 47G)

USUAL STARTERS

Offense		Defense	
WR	L. Piccone	LE	L. Pillers
LT	R. Woods	LT	C. Barzilauskas
LG	R. Rasmussen	RT	E. Galigher
C	J. Fields	RE	R. Neal
RG	G. Puetz	LLB	G. Buttle
RT	W. Hill	MLB	J. Ebersole
TE	R. Caster	RLB	B. Martin
WR	D. Knight	LCB	S. Suggs
QB	J. Namath	RCB	E. Taylor
RB	S. Davis	LS	P. Wise
FB	C. Gaines	RS	B. Owens

PASSING

Player	Att	Cmp	Yards	Cmp%	Yds/Att	TD	TD%	Int	Int%	Lg	Sk/Yds	Rating
Namath	230	114	1,090	49.6	4.74	4	1.7	16	7.0	35	16/150	39.9
Todd	162	65	870	40.1	5.37	3	1.9	12	7.4	44t	29/233	33.2
Gresham	1	1	29	100.0	29.00	0	0.0	0	0.0	29	0/0	118.8
Jets	**393**	**180**	**1,989**	**45.8**	**5.06**	**7**	**1.8**	**28**	**7.1**	**44t**	**45/383**	**37.6**
Opp.	**374**	**204**	**2,468**	**54.4**	**6.60**	**25**	**6.7**	**11**	**2.9**	**85t**	**16/144**	**85.1**

Coaching Staff: Walt Michaels, Defensive Coordinator; **Bob Fry**, Offensive Line; **Jim Champion**, Defensive Line; **Dan Henning**, Quarterbacks and Recievers; **Joe Gardi**, Special Teams; **Burley Crowe**, Defensive Secondary; **Jerry Kirk**, Offensive Backs.

1977 SEASON (3-11)

Head Coach: Walt Michaels - Fifth in AFC East
Home Stadium: Shea Stadium

Date	W-L	Score	Opponents	Attendance
9/18	L	0-20	at Houston	39,488
9/25	L	12-20	Baltimore	43,439
10/2	W	30-27	New England	38,227
10/9	W	24-19	at Buffalo	32,046
10/16	L	17-21	at Miami	43,446
10/23	L	27-28	Oakland	56,734
10/30	L	13-24	at New England	61,042
11/6	L	10-14	Miami	51,582
11/13	L	0-17	Seattle	42,923
11/20	L	12-33	at Baltimore	50,957
11/27	L	20-23	Pittsburgh	47,385
12/4	W	16-13	at New Orleans	40,464
12/11	L	10-14	Buffalo	31,929
12/18	L	0-27	at Philadelphia	19,241

1977 AFC EAST STANDINGS

Baltimore	10	4	0	.714
Miami	10	4	0	.714
New England	9	5	0	.643
Buffalo	3	11	0	.214
Jets	**3**	**11**	**0**	**.214**

SCORE BY QUARTER

Jets	49	47	20	75	**191**
Opp.	88	89	44	79	**300**

TEAM STATISTICS

	Jets	Opp.
Total First Downs	**195**	**283**
By Rushing	83	137
By Passing	96	131
By Penalty	16	15
Third Down: Md/Att.	62/182	37/206
Third Down: Eff.	34.1	47.1
Fourth Down: Md/Att.	0/0	0/0
Fourth Down: Eff.	0	0
Total Net Yards	**3,620**	**4,648**
Avg. per Game	258.6	332
Total Offensive Plays	832	978
Avg. per Play	4.4	4.8
Net Yards Rushing	**1,618**	**2,245**
Total Rushing Plays	437	575
Avg. per Rush	3.7	3.9
Avg. per Game	115.6	160.4
Net Yards Passing	**2,002**	**2,403**
Avg. per Game	143	171.6
Sacked/Yards Lost	35/284	26/184
Gross Yards Passing	2286	2587
Att./Completions	360/170	377/215
Completion Pct.	47.2	57
Had Intercepted	26	11
Possession Avg.	**25:24**	**30:18**
Punts/Avg.	**76/37.6**	**73/38.2**
Punt Return/Avg.	**12.6**	**9.7**
Net Punting Avg.	**76/29.3**	**73/28.8**
Penalties/Yards	**62/508**	**89/788**
Fumbles/Lost	**24/14**	**37/17**
Touchdowns	**21**	**39**
Rushing	6	14
Passing	14	23
Returns	1	2

RUSHING

Player	No	Yds	Avg	Lg	TD
Gaines	158	595	3.8	19	3
Dierking	79	315	4.0	21	0
Harper	44	198	4.5	18	0
Long	56	170	3.0	12	0
White	50	151	3.0	27	1
Todd	24	46	1.9	13	2
Robinson	5	45	9.0	19	0
Newton	8	39	4.9	8	0
Domres	4	23	5.8	11	0
Walker	3	25	8.3	11	0
Keller	1	25	25.0	25	0
Diggs	1	16	16.0	16	0
Caster	2	-15	-7.5	-6	0
Jets	**437**	**1,618**	**3.7**	**27**	**6**
Opp.	**575**	**2,245**	**3.9**	**39**	**14**

RECEIVING

Player	No	Yds	Avg	Lg	TD
Gaines	55	469	8.5	31	1
Walker	35	740	21.1	87t	3
Barkum	26	450	17.3	40t	6
Harper	21	209	10.0	55	1
Caster	10	205	20.5	58	1
Knight	7	129	18.4	49	0
Newton	5	33	6.6	9	0
Long	5	17	3.4	7	0
Dierking	4	29	7.3	15	1
White	2	5	2.5	3t	1
Jets	**170**	**2,286**	**13.4**	**87t**	**14**
Opp.	**215**	**2,587**	**12.0**	**53t**	**23**

INTERCEPTIONS

Player	No	Yds	Avg	Lg	TD
Owens	3	18	6.0	12	0
Buttle	2	54	27.0	44t	1
Parker	1	45	45.0	45	0
Keller	1	36	36.0	36	0
Ebersole	1	0	0.0	0	0
Hardee	1	0	0.0	0	0
Martin	1	0	0.0	0	0
Taylor	1	0	0.0	0	0
Jets	**11**	**153**	**13.9**	**45**	**1**
Opp.	**26**	**420**	**16.2**	**51**	**0**

PUNTING

Player	No	Yds	Avg	Net	Tb	In	Lg	Blk
Ramsey	62	2,298	37.1	29.6	8	8	61	0
Carrell	14	557	39.8	27.9	1	2	56	0
Jets	**76**	**2,855**	**37.6**	**29.3**	**9**	**10**	**61**	**0**
Opp.	**3/13/00**	**2,758**	**38.2**	**28.8**	**10**	**9**	**57**	**1**

PUNT RETURNS

Player	No	FC	Yds	Avg	Lg	TD
Harper	34	5	425	12.5	49	0
Schroy	3	0	38	12.7	17	0
Hardee	1	0	17	17.0	17	0
Jets	**38**	**5**	**480**	**12.6**	**49**	**0**
Opp.	**46**	**3**	**448**	**9.7**	**71**	**0**

SCORING

Player	TD	Ru	Pa	Rt	PAT	FG	S	TP
Leahy	0	0	0	0	18/21	15/25	0	63
Barkum	6	0	6	0	-	-	0	36
Gaines	4	3	1	0	-	-	0	24
Walker	3	0	3	0	-	-	0	18
Todd	2	2	0	0	-	-	0	12
White	2	1	1	0	-	-	0	12
Buttle	1	0	0	1	-	-	0	6
Caster	1	0	1	0	-	-	0	6
Dierking	1	0	1	0	-	-	0	6
Harper	1	0	1	0	-	-	0	6
Jets	**21**	**6**	**14**	**1**	**18/21**	**15/25**	**1**	**191**
Opp.	**39**	**14**	**23**	**1**	**34/39**	**10/21**	**1**	**300**

KICK RETURNS

Player	No	Yds	Avg	Lg	TD
Harper	42	1,035	24.6	60	0
Hardee	7	148	21.1	36	0
Dierking	6	91	15.2	20	0
Raba	4	64	16.0	20	0
Marvaso	2	36	18.0	20	0
Jets	**61**	**1,374**	**22.5**	**60**	**0**
Opp.	**45**	**946**	**21.0**	**100t**	**1**

FIELD GOALS

Player	1-19	20-29	30-39	40-49	50+
Leahy	0/1	7/8	6/8	2/6	0/2
Jets	**0/1**	**7/8**	**6/8**	**2/6**	**0/2**
Opp.	**0/0**	**2/3**	**6/8**	**2/8**	**0/2**

Leahy: () (25G) (38B, 32G) (35G) (30G, 50B, 40B) (32N, 26N) (36G, 40N, 21G) (37G, 47B) (24G, 22G, 52B) (33G, 47G) (48G, 19G, 29G, 27G) (25G) ()

Opponents: (41N, 27N, 41N) () (44G, 24G) (38N, 24G) (41N) () (30G) (43B) (33N, 50G, 43N, 33G) (30G, 31G, 52B) (40N, 37G) () () (39G, 41G)

USUAL STARTERS

Offense		Defense	
WR	W. Walker	LE	L. Pillers
LT	G. Puetz	LT	C. Barzilauskas
LG	R. Rasmussen	RT	A. Salaam
C	J. Fields	RE	R. Neal
RG	D. Alexander	LLB	G. Buttle
RT	M. Powell	MLB	J. Ebersole
TE	J. Barkum	RLB	L. Keller
WR	R. Caster	LCB	B. Hardee
QB	R. Todd	RCB	E. Taylor
RB	K. Long	LS	S. Suggs
FB	C. Gaines	RS	B. Owens

PASSING

Player	Att	Cmp	Yards	Cmp%	Yds/Att	TD	TD%	Int	Int%	Lg	Sk/Yds	Rating
Todd	265	133	1,863	50.2	7.03	11	4.2	17	6.4	87t	24/203	60.3
Robinson	54	20	310	37	5.74	2	3.7	8	14.8	58	7/1/87	29.6
Domres	40	17	113	42.5	2.83	1	2.5	1	2.5	18	4/24/06	47.9
Harper	1	0	0	0	0	0	0	0	0	0	0/0	39.6
Jets	**360**	**170**	**2,286**	**47.2**	**6.35**	**14**	**3.9**	**26**	**7.2**	**87t**	**35/284**	**50.8**
Opp.	**377**	**215**	**2,587**	**57**	**6.86**	**23**	**6.1**	**11**	**2.9**	**53t**	**26/184**	**86.4**

Coaching Staff: Bob Fry, Offensive Line; **Dan Sekanovich**, Defensive Line; **Dan Henning**, Recievers; **John Idzik**, Offensive Coordinator; **Joe Gardi**, Special Teams Coach; **Burley Crowe**, Defensive Secondary; **Bob Ledbetter**, Offensive Backfield; **John Mazur**, Defensive Secondary.

1978 SEASON (8-8)

Head Coach: Walt Michaels - Third in AFC
East Home Stadium: Shea Stadium

Date	W-L	Score	Opponents	Attendance
9/1	W	33-20	Miami	49,598
9/10	W	21-20	at Buffalo	40,985
9/17	L	17-24	Seattle	46,911
9/24	L	3-23	at Washington	54,729
10/1	L	17-28	Pittsburgh	52,058
10/8	W	45-14	Buffalo	44,545
10/15	W	33-10	at Baltimore	45,563
10/22	W	23-10	St. Louis	29,244
10/29	L	21-55	at New England	60,585
11/5	W	31-28	at Denver	74,983
11/12	L	9-17	at Philadelphia	65,950
11/19	L	17-19	New England	55,568
11/26	W	24-13	at Miami	49,522
12/3	W	24-16	Baltimore	50,248
12/10	L	34-37	at Cleveland (OT)	36,881
12/17	L	7-30	Dallas	52,532

1978 AFC EAST STANDINGS

New England	11	5	0	.688
Miami	11	5	0	.688
Jets	**8**	**8**	**0**	**.500**
Buffalo	5	11	0	.313
Baltimore	5	11	0	.313

SCORE BY QUARTER

Jets	68	112	84	95	0	**359**
Opp.	76	124	73	88	3	**364**

TEAM STATISTICS

	Jets	Opp.
Total First Downs	**277**	**324**
By Rushing	131	157
By Passing	128	146
By Penalty	18	21
Third Down: Md/Att.	97/221	100/212
Third Down: Eff.	43.9	47.2
Fourth Down: Md/Att.	0/0	0/0
Fourth Down: Eff.	0	0
Total Net Yards	**4,857**	**5,524**
Avg. per Game	303.6	345.3
Total Offensive Plays	993	1,069
Avg. per Play	4.9	5.2
Net Yards Rushing	**2,250**	**2,701**
Total Rushing Plays	532	600
Avg. per Rush	4.0	4.5
Avg. per Game	140.6	168.8
Net Yards Passing	**2,607**	**2,823**
Avg. per Game	162.9	176.4
Sacked/Yards Lost	43/350	22/299
Gross Yards Passing	2,957	3,052
Att./Completions	388/193	447/260
Completion Pct.	49.7	58.2
Had Intercepted	28	23
Possession Avg.	**27:39**	**32:21**
Punts/Avg.	**74/40.1**	**70/37.4**
Punt Return/Avg.	**12.5**	**11.7**
Net Punting Avg.	**74/29.9**	**70/29.5**
Penalties/Yards	**102/854**	**98/855**
Fumbles/Lost	**22/9**	**34/17**
Touchdowns	**42**	**45**
Rushing	21	20
Passing	19	21
Returns	2	4

RUSHING

Player	No	Yds	Avg	Lg	TD
Long	214	954	4.5	27	10
Dierking	170	681	4.0	26	4
Harper	58	303	5.2	32	2
Gaines	44	154	3.5	33	2
D. Powell	20	77	3.9	17	1
Newton	11	45	4.1	7	2
Robinson	28	23	0.8	15	0
Todd	14	18	1.3	10	0
Gaffney	2	-2	-1.0	1	0
Walker	1	-3	-3.0	-3	0
Jets	**562**	**2250**	**4.0**	**33**	**21**
Opp.	**600**	**2701**	**4.5**	**58t**	**20**

RECEIVING

Player	No	Yds	Avg	Lg	TD
Walker	48	1,169	24.4	77t	8
Gaffney	38	691	18.2	50	3
Barkum	28	391	14.0	27	3
Long	26	204	7.8	17	0
Dierking	19	152	8.0	17	0
Harper	13	196	15.1	44	2
Shuler	11	67	6.1	15	3
Newton	5	48	9.6	14	0
Gaines	3	23	7.7	13	0
Jones	1	18	18.0	18	0
Roman	1	-2	-2.0	-2	0
Jets	**193**	**2,957**	**15.3**	**77t**	**19**
Opp.	**260**	**3,052**	**11.7**	**52**	**21**

INTERCEPTIONS

Player	No	Yds	Avg	Lg	TD
Owens	5	156	31.2	49	1
Jackson	5	26	5.2	13	0
Hennigan	3	76	25.3	53	0
Suggs	3	61	20.3	32	0
Buttle	2	34	17.0	29	0
Martin	2	32	16.0	26	0
Taylor	2	0	0.0	0	0
Keller	1	4	4.0	4	0
Jets	**23**	**389**	**16.9**	**53**	**1**
Opp.	**28**	**470**	**16.8**	**85t**	**2**

PUNTING

Player	No	Yds	Avg	Net	Tb	In	Lg	Blk
Ramsey	74	2,964	40.1	29.9	7	9	79	0
Jets	**74**	**2,964**	**40.1**	**29.9**	**7**	**9**	**79**	**0**
Opp.	**70**	**2,617**	**37.4**	**29.5**	**7**	**12**	**73**	**1**

PUNT RETURNS

Player	No	FC	Yds	Avg	Lg	TD
Harper	30	4	378	12.6	82t	1
Schroy	3	0	35	11.7	30	0
Jets	**33**	**4**	**413**	**12.5**	**82t**	**1**
Opp.	**52**	**2**	**609**	**11.7**	**48**	**0**

SCORING

Player	TD	Ru	Pa	Rt	PAT	FG	S	TP
Leahy	0	0	0	0	41/42	22/30	0	107
Long	10	10	0	0	-	-	0	60
Walker	8	0	8	0	-	-	0	48
Harper	5	2	2	1	-	-	0	30
Dierking	4	4	0	0	-	-	0	24
Barkum	3	0	3	0	-	-	0	18
Gaffney	3	0	3	0	-	-	0	18
Shuler	3	0	3	0	-	-	0	18
Gaines	2	2	0	0	-	-	0	12
Newton	2	2	0	0	-	-	0	12
Owens	1	0	0	1	-	-	0	6
D.Powell	1	1	0	0	-	-	0	6
Jets	**42**	**21**	**19**	**2**	**41/42**	**22/30**	**0**	**359**
Opp.	**45**	**20**	**21**	**4**	**40/45**	**18/24**	**0**	**364**

KICK RETURNS

Player	No	Yds	Avg	Lg	TD
Harper	55	1,280	23.3	40	0
Gaines	3	33	11.0	14	0
D. Powell	3	50	16.7	26	0
Stephens	3	42	14.0	16	0
Bell	2	66	33.0	29	0
Shuler	1	12	12.0	12	0
Jets	**67**	**1,509**	**22.5**	**40**	**0**
Opp.	**64**	**1,417**	**22.1**	**53**	**0**

FIELD GOALS

Player	1-19	20-29	30-39	40-49	50+
Leahy	2/2	5/5	9/12	6/9	0/2
Jets	**2/2**	**5/5**	**9/12**	**6/9**	**0/2**
Opp.	**0/0**	**7/7**	**5/8**	**6/8**	**0/1**

Leahy: (36G, 22G, 46G, 36G) () (37G) (31G, 50B) (47G) (38G) (23G, 19G, 52N, 30G, 26G) (20G, 38G, 45G) () (38G, 38N, 49N) (41G, 47N) (45G, 33N) (19G, 43N) (32N, 22G) (45G, 39G) ()

Opponents: () () (45G) (39G, 34G, 50N, 44G) () () (27G) (41G) () (39G,32) (47G, 48N, 24G) (38G, 46G) (30G, 22G, 41G) (26G, 22G, 39B, 22G) (22G)

USUAL STARTERS

Offense		Defense	
WR	W. Walker	LE	L. Pillers
LT	C. Ward	LT	A. Salaam
LG	R. Rasmussen	RE	J. Klecko
C	J. Fields	LOLB	L. Keller/G. Buttle
RG	D. Alexander	LILB	J. Hennessy
RT	M. Powell	RILB	M. Hennigan
TE	J. Barkum	ROLB	B. Martin
WR	D. Gaffney	LCB	B. Jackson
QB	M. Robinson	RCB	E. Taylor
RB	S. Dierking	SS	S. Suggs
FB	K. Long	FS	B. Owens

Pro Bowl: WR Wesley Walker

PASSING

Player	Att	Cmp	Yards	Cmp%	Yds/Att	TD	TD%	Int	Int%	Lg	Sk/Yds	Rating
Robinson	226	124	2,002	46.6	7.53	13	4.9	16	16	77t	22/228	63.5
Todd	107	60	849	56.1	7.93	6	5.6	10	9.3	49	15/122	61.6
Ryan	14	9	106	64.3	7.57	0	0	2	14.3	18	0/0	47.6
Dierking	1	0	0	0	0	0	0	0	0	0	0/0	39.6
Jets	**388**	**193**	**2,957**	**49.7**	**7.62**	**19**	**4.9**	**28**	**7.2**	**77t**	**43/350**	**61.5**
Opp.	**447**	**260**	**3,052**	**58.2**	**6.83**	**21**	**4.7**	**23**	**5.1**	**52**	**22/229**	**73.2**

Coaching Staff: Bob Fry, Offensive Line; **Dan Sekanovich**, Defensive Line; **Dan Henning**, Recievers; **John Idzik**, Offensive Coordinator; **Joe Gardi**, Special Teams Coach; **Burley Crowe**, Defensive Secondary; **Bob Ledbetter**, Offensive Backfield; **John Mazur**, Defensive Secondary;

1979 SEASON (8-8)

Head Coach: Walt Michaels - Third in AFC East
Home Stadium: Shea Stadium

Date	W-L	Score	Opponents	Attendance
9/2	L	22-25	Cleveland (OT)	48,472
9/9	L	3-56	at New England	53,113
9/16	W	31-10	Detroit	49,612
9/23	L	31-46	at Buffalo	68,731
9/30	W	33-27	Miami	51,496
10/7	L	8-10	at Baltimore	32,142
10/15	W	14-7	Minnesota	54,479
10/21	W	28-19	Oakland	55,802
10/28	L	24-27	at Houston (OT)	45,825
11/4	W	27-22	at Green Bay	54,201
11/11	L	12-14	Buffalo	50,647
11/18	L	13-23	at Chicago	53,635
11/26	L	7-30	at Seattle	59,977
12/2	W	30-17	Baltimore	47,744
12/9	W	27-26	New England	45,131
12/15	W	27-24	at Miami	49,915

1979 AFC EAST STANDINGS

Miami	10	6	0	.625
New England	9	7	0	.536
Jets	**8**	**8**	**0**	**.500**
Buffalo	7	9	0	.438
Baltimore	5	11	0	.313

SCORE BY QUARTER

Jets	53	121	67	96	0	**337**
Opp.	73	126	98	80	6	**383**

TEAM STATISTICS

	Jets	Opp.
Total First Downs	**299**	**331**
By Rushing	153	107
By Passing	126	198
By Penalty	20	26
Third Down: Md/Att.	99/221	115/237
Third Down: Eff.	44.8	48.5
Total Net Yards	**5,244**	**5,821**
Avg. per Game	327.8	363.8
Total Offensive Plays	1035	1094
Avg. per Play	5.1	5.3
Net Yards Rushing	**2,646**	**1,706**
Total Rushing Plays	634	502
Avg. per Rush	4.2	3.4
Avg. per Game	165.4	106.6
Net Yards Passing	**2,598**	**4,115**
Avg. per Game	162.4	257.2
Sacked/Yards Lost	32/266	22/173
Gross Yards Passing	2,864	4,288
Att./Completions	369/190	570/339
Completion Pct.	51.5	59.5
Had Intercepted	25	21
Time of Possession	**28:55**	**31:05**
Punts/Avg.	**73/40.8**	**69/36.6**
Punt Return/Avg.		
Net Punting Avg.	**73/34.5**	**69/31.1**
Penalties/Yards	**109/876**	**98/888**
Fumbles/Lost	**26/13**	**34/19**
Touchdowns	**42**	**46**
Rushing	23	13
Passing	16	31
Returns	3	2

RUSHING

Player	No	Yds	Avg	Lg	TD
Gaines	186	905	4.9	52	0
Dierking	186	767	4.1	40	3
Long	116	442	3.8	25	7
Harper	65	282	4.3	31	0
Newton	37	145	3.9	51t	6
Todd	36	93	2.6	21	5
Robinson	3	4	1.3	10	1
Bennett	2	4	2.0	3	1
Jones	1	4	4.0	4	0
Ramsey	2	0	0.0	0	0
Jets	**634**	**2,646**	**4.2**	**52**	**23**
Opp.	**502**	**1,706**	**3.4**	**33**	**13**

RECEIVING

Player	No	Yds	Avg	Lg	TD
Gaffney	32	534	16.7	43	1
Gaines	29	219	7.6	15	0
Barkum	27	401	14.9	40	4
Walker	23	569	24.7	71t	5
Jones	19	379	19.9	51	1
Harper	17	250	14.7	72t	2
Shuler	16	225	14.1	46	3
Dierking	10	121	12.1	27	0
Long	10	115	11.5	27	0
Newton	4	33	8.3	11	0
Raba	2	9	4.5	6	0
Bennett	1	9	9.0	9	0
Jets	**190**	**2,864**	**15.1**	**72t**	**16**
Opp.	**339**	**4,288**	**12.6**	**75t**	**31**

INTERCEPTIONS

Player	No	Yds	Avg	Lg	TD
Owens	6	41	6.8	15	0
Jackson	4	63	15.8	58t	1
Suggs	3	41	13.7	32t	1
Lynn	2	46	23.0	32	0
Buttle	2	27	13.5	27	0
Blinka	2	12	6.0	8	0
McKibben	1	5	5.0	5	0
Schroy	1	4	4.0	4	0
Jets	**21**	**239**	**11.4**	**58t**	**2**
Opp.	**25**	**414**	**16.6**	**66**	**0**

PUNTING

Player	No	Yds	Avg	Net	Tb	In	Lg	Blk
Ramsey	73	2,979	40.8	34	10	22	64	0
Jets	**73**	**2,979**	**40.8**	**34**	**10**	**22**	**64**	**0**
Opp.	**69**	**2,523**	**36.6**	**31.1**	**3**	**14**	**70**	**3**

PUNT RETURNS

Player	No	FC	Yds	Avg	Lg	TD
Harper	33	9	290	8.8	51	0
Schroy	2	0	24	12.0	19	0
Darby	1	0	0	0.0	0	0
Jones	0	1	0	0.0	0	0
Jets	**36**	**10**	**314**	**8.7**	**51**	**0**
Opp.	**33**	**8**	**260**	**7.9**	**36**	**0**

SCORING

Player	TD	Ru	Pa	Rt	PAT	FG	S	TP
Long	7	7	0	0	-	-	0	42
Leahy	0	0	0	0	12/15	8/13	0	36
Newton	6	6	0	0	-	-	0	36
Todd	5	5	0	0	-	-	0	30
Walker	5	0	5	0	-	-	0	30
Jacobs	0	0	0	0	10/11	5/9	0	25
Barkum	4	0	4	0	-	-	0	24
Linhart	0	0	0	0	11/14	3/6	0	20
Dierking	3	3	0	0	-	-	0	18
Shuler	3	0	3	0	-	-	0	18
Harper	2	0	2	0	-	-	0	12
Bennett	1	1	0	0	-	-	0	6
Gaffney	1	0	1	0	-	-	0	6
Jackson	1	0	0	1	-	-	0	6
Jones	1	0	1	0	-	-	0	6
Lynn	1	0	0	1	-	-	0	6
Robinson	1	1	0	0	-	-	0	6
Suggs	1	0	0	1	-	-	0	6
Moresco	0	0	0	0	-	-	1	2
Szaro	0	0	0	0	2/2	0/2	0	2
Jets	**42**	**23**	**16**	**3**	**35/42**	**16/30**	**1**	**337**
Opp.	**52**	**19**	**28**	**5**	**39/45**	**22/29**	**1**	**383**

KICK RETURNS

Player	No	Yds	Avg	Lg	TD
Harper	55	1,158	21.1	52	0
Jones	7	140	20.0	36	0
Schroy	6	179	29.8	51	0
Gaines	2	29	14.5	20	0
Hennessy	2	15	7.5	12	0
Bennett	1	7	7.0	7	0
Raba	1	18	18.0	18	0
Shuler	1	15	15.0	15	0
Newton	1	0	0.0	0	0
Jets	**76**	**1,561**	**20.5**	**52**	**0**
Opp.	**70**	**1,529**	**21.8**	**100t**	**1**

FIELD GOALS

Player	1-19	20-29	30-39	40-49	50+
Linhart	0-0	1-1	2-4	0-1	0-0
Leahy	1-1	2-2	5-8	0-2	0-0
Jacobs	0-0	3-4	1-2	1-3	0-0
Szaro	0-1	0-0	0-0	0-1	0-0
Jets	**1-2**	**6-7**	**8-14**	**1-7**	**0-0**
Opp.	**0-0**	**9-9**	**7-11**	**6-8**	**0-1**

Leahy: (43N, 32N, 34G, 24G, 21G) (30G) (46N,30G) (37B, 30G) (32N) (18G, 31G); Szaro: (46N,17B); Linhart: (35N) (31G) (32G, 24G, 39G) () (42N); Jacobs: (42N) (28G, 27G, 34N, 23N, 42G) (39G, 25G) (41N)

Opponents: (31G, 36G, 35G, 27G) () (36G) (28G, 29G) (25G, 37G) (45N, 41G) (43N) (37N, 25G, 25G) (47G, 31N, 35G) (39G) () (24G) (49G, 42G, 45G) (20G) (34N,4 7G) (25G, 52B, 33N)

USUAL STARTERS

Offense		Defense	
WR	W. Walker	LDE	L. Pillers
LT	C. Ward	LDT	A. Salaam
LG	R. Rasmussen	RDT	J. Klecko
C	J. Fields	RDE	M. Lyons
RG	D. Alexander	RLB	M. McKibben
RT	M. Powell	MLB	S. Blinka
TE	J. Barkum	LLB	G. Buttle
WR	D. Gaffney	LCB	B. Jackson
QB	R. Todd	RCB	J. Lynn
RB	S. Dierking	SS	S. Suggs
FB	C. Gaines	FS	B. Owens

PASSING

Player	Att	Cmp	Yards	Cmp%	Yds/Att	TD	TD%	Int	Int%	Lg	Sk/Yds	Rating
Todd	334	171	2,660	51.2	7.96	16	4.8	22	6.6	72t	25/222	66.5
Robinson	31	17	191	54.8	6.16	0	0	2	6.5	33	5/30	46.6
Ryan	4	2	13	50	3.25	0	0	1	25	7	2/14	17.7
Jets	**369**	**190**	**2,864**	**51.5**	**7.76**	**16**	**4.3**	**25**	**6.8**	**72t**	**32/266**	**63.6**
Opp.	**570**	**339**	**4,288**	**59.5**	**7.52**	**31**	**5.4**	**21**	**3.7**	**75t**	**22/173**	**85.5**

Coaching Staff: Bob Fry, Offensive Line; **Dan Sekanovich**, Defensive Line; **Dan Henning**, Recievers; **John Idzik**, Offensive Coordinator; **Joe Gardi**, Special Teams Coach; **Burley Crowe**, Defensive Secondary; **Bob Ledbetter**, Offensive Backfield; **John Mazur**, Defensive Secondary; **Pete McCulley**, Wide Receivers.

1980 SEASON (4-12)

Head Coach: Walt Michaels - Fifth in AFC East
Home Stadium: Shea Stadium

Date	W-L	Score	Opponents	Attendance
9/7	L	14-17	Baltimore	50,777
9/14	L	10-20	at Buffalo	65,315
9/21	L	27-37	San Francisco	50,608
9/28	L	21-35	at Baltimore	33,373
10/5	L	11-21	New England	53,603
10/12	W	14-7	at Atlanta	57,458
10/19	L	17-27	Seattle	52,496
10/27	W	17-14	Miami	53,046
11/2	L	21-34	at New England	60,834
11/9	L	24-31	Buffalo	45,677
11/16	L	24-31	at Denver	72,114
11/23	W	31-28	Houston (OT)	52,358
11/30	L	13-38	at Los Angeles	59,743
12/7	L	14-17	at Cleveland	78,454
12/14	L	20-21	New Orleans	38,077
12/20	W	24-17	at Miami	41,854

1980 AFC EAST STANDINGS

Buffalo	11	5	0	.688
New England	10	6	0	.625
Miami	8	8	0	.500
Baltimore	7	9	0	.438
Jets	**4**	**12**	**0**	**.250**

SCORE BY QUARTER

Jets	44	112	38	105	3	**302**
Opp.	88	93	68	146	0	**395**

TEAM STATISTICS

	Jets	Opp.
Total First Downs	**289**	**348**
By Rushing	124	127
By Passing	146	198
By Penalty	19	23
Third Down: Md/Att.	86/202	106/220
Third Down: Eff.	42.6	48.2
Fourth Down: Md/Att.	0/0	0/0
Total Net Yards	**4,882**	**5,615**
Avg. per Game	305.1	350.9
Total Offensive Plays	993	1080
Avg. per Play	4.9	5.2
Net Yards Rushing	**1,873**	**1,951**
Total Rushing Plays	470	508
Avg. per Rush	4	3.8
Avg. per Game	117.1	121.9
Net Yards Passing	**3,009**	**3,664**
Avg. per Game	188.1	229
Sacked/Yards Lost	42/326	28/235
Gross Yards Passing	3,335	3,899
Att./Completions	481/265	544/337
Completion Pct.	55.1	61.9
Had Intercepted	30	23
Time of Possession	**29:05**	**30:56**
Punts/Avg.	**74/41.8**	**63/39.9**
Punt Return/Avg.	**8.2**	**8.0**
Net Punting Avg.	**74/34.1**	**63/33.7**
Penalties/Yards	**103/767**	**90/872**
Fumbles/Lost	**27/11**	**26/9**
Touchdowns	**37**	**51**
Rushing	17	20
Passing	17	27
Returns	3	4

RUSHING

Player	No	Yds	Avg	Lg	TD
Dierking	156	567	3.6	15	6
Long	115	355	3.1	18	6
Todd	49	330	6.7	31t	5
Newton	59	299	5.1	23	0
Gaines	36	174	4.8	15	0
Harper	45	126	2.8	22	0
Darby	1	15	15.0	15	0
Bennett	3	13	4.3	6	0
L. Jones	2	5	2.5	7	0
Batton	3	4	1.3	3	0
Ramsey	1	-15	-15.0	-15	0
Jets	**470**	**1,873**	**4.0**	**31t**	**17**
Opp.	**508**	**1,951**	**3.8**	**36**	**20**

RECEIVING

Player	No	Yds	Avg	Lg	TD
Harper	50	634	12.7	52	3
Gaines	36	310	8.6	16t	3
L. Jones	25	482	19.3	55	3
Gaffney	24	397	16.5	36	2
Shuler	22	226	10.3	26	2
Newton	20	144	7.2	18	0
Long	20	137	6.9	16	0
Dierking	19	138	7.3	22	1
Walker	18	376	20.9	47	1
B. Jones	14	193	13.8	25	0
Barkum	13	244	18.8	28	1
Darby	3	48	16.0	20	1
Lewis	1	6	6.0	6	0
Jets	**265**	**3,335**	**12.6**	**55**	**17**
Opp.	**337**	**3,899**	**11.6**	**68t**	**27**

INTERCEPTIONS

Player	No	Yds	Avg	Lg	TD
Schroy	8	91	11.4	82t	1
Ray	6	132	22.0	71t	1
Dykes	5	1	0.2	1	0
Crosby	2	47	23.5	42	0
Buttle	1	15	15.0	15	0
Jackson	1	7	7.0	7	0
Jets	**23**	**293**	**12.7**	**82t**	**2**
Opp.	**30**	**408**	**13.6**	**60**	**1**

PUNTING

Player	No	Yds	Avg	Net	Tb	In	Lg	Blk
Ramsey	73	3,096	42.4	34.1	10	15	59	1
Jets	**73**	**3,096**	**42.4**	**34.1**	**10**	**15**	**59**	**1**
Opp.	**63**	**2,512**	**39.9**	**33.7**	**6**	**13**	**65**	**0**

PUNT RETURNS

Player	No	FC	Yds	Avg	Lg	TD
Harper	28	7	242	8.6	24	0
Schroy	4	0	27	6.8	15	0
B. Jones	1	1	0	0.0	0	0
Jets	**33**	**10**	**269**	**8.2**	**24**	**0**
Opp.	**46**	**7**	**369**	**8.0**	**75t**	**1**

SCORING

Player	TD	Ru	Pa	Rt	PAT	FG	S	TP
Leahy	0	0	0	0	36/36	14/22	0	78
Dierking	7	6	1	0	-	-	0	42
Long	6	6	0	0	-	-	0	36
Todd	5	5	0	0	-	-	0	30
Gaines	3	0	3	0	-	-	0	18
Harper	3	0	3	0	-	-	0	18
L. Jones	3	0	3	0	-	-	0	18
Gaffney	2	0	2	0	-	-	0	12
Ray	2	0	0	2	-	-	0	12
Shuler	2	0	2	0	-	-	0	12
Barkum	1	0	1	0	-	-	0	6
Darby	1	0	1	0	-	-	0	6
Schroy	1	0	0	1	-	-	0	6
Walker	1	0	1	0	-	-	0	6
Jets	**37**	**17**	**17**	**3**	**36/36**	**14/22**	**1**	**302**
Opp.	**51**	**20**	**27**	**4**	**50/50**	**13/24**	**0**	**395**

KICK RETURNS

Player	No	Yds	Avg	Lg	TD
Harper	49	1,070	21.8	35	0
Darby	7	139	19.9	30	0
Bennett	6	88	14.7	26	0
L. Jones	4	67	16.8	19	0
B. Jones	2	50	25.0	29	0
Shuler	2	25	12.5	25	0
Bingham	1	19	19.0	19	0
Schroy	1	17	17.0	17	0
Carter	1	12	12.0	12	0
Winkel	1	4	4.0	4	0
Jets	**74**	**1,491**	**20.1**	**35**	**0**
Opp.	**54**	**1,207**	**22.4**	**47**	**0**

FIELD GOALS

Player	1-19	20-29	30-39	40-49	50+
Leahy	0-0	4-4	4-9	6-8	0-1
Jets	**0-0**	**4-4**	**4-9**	**6-8**	**0-1**
Opp.	**0-0**	**6-7**	**4-5**	**3-10**	**0-2**

Leahy: (32N) (44G) (49G,35G) () (39N,49B,40G) (38N) (37N,22G) (48G) () (33G) (22G) (36N) (32N,38G) (22G,40G) (55N) (26G,47G,43N) (34G)

Opponents: (50N,46G) (47N,47G,38G) (25G) () () () (48G,23G) () (44N,21G,27G) (44N,30G) (30G) (29N) (25G,43N,49N) (34G,52N) (42N) (21G,38B,42N)

USUAL STARTERS

Offense		Defense	
WR	W. Walker	LDE	M. Gastineau
LT	C. Ward	LDT	A. Salaam
LG	R. Rasmussen	RDT	M. Lyons
C	J. Fields	RDE	J. Klecko
RG	D. Alexander	RLB	R. Crosby
RT	M. Powell	MLB	S. Blinka
TE	M.Shuler/J.Barkum	LLB	G. Buttle
WR	J. "Lam" Jones	LCB	B. Jackson
QB	R. Todd	RCB	D. Dykes
RB	S. Dierking	SS	K. Schroy
FB	K. Long	FS	D. Ray

Pro Bowl: T Marvin Powell

PASSING

Player	Att	Cmp	Yards	Cmp%	Yds/Att	TD	TD%	Int	Int%	Lg	Sk/Yds	Rating
Todd	479	264	3,329	55.1	6.95	17	3.5	30	6.31	55	42/326	62.7
Ramsey	2	1	6	50	3	0	0	0	0	6	0/0	56.3
Jets	**481**	**265**	**3,335**	**55.1**	**6.93**	**17**	**3.5**	**30**	**6.2**	**55**	**42/326**	**62.7**
Opp.	**544**	**337**	**3,899**	**61.9**	**7.17**	**27**	**5**	**23**	**4.2**	**68t**	**28/235**	**82.5**

Coaching Staff: **John Mazur**, Defensive Coordinator/Secondary; **Bob Ledbetter**, Running Backs; **Pete McCulley**, Quarterbacks; **Larry Pasquale**, Receivers; **Dan Sekanovich**, Defensive Line; **Bob Fry**, Offensive Line; **Joe Gardi**, Linebackers/Special Teams; **Ralph Baker**, Linebackers.

1981 SEASON (10-5-1)

Head Coach: Walt Michaels - Second in AFC East
Home Stadium: Shea Stadium

Date	W-L	Score	Opponents	Attendance
9/6	L	0-31	at Buffalo	79,754
9/13	L	30-31	Cincinnati	49,454
9/20	L	10-38	at Pittsburgh	52,973
9/27	W	33-17	Houston	50,309
10/4	T	28-28	at Miami (OT)	68,723
10/11	W	28-24	New England	55,093
10/18	W	33-14	Buffalo	54,607
10/25	L	3-19	Seattle	49,678
11/1	W	26-7	at New York Giants	74,740
11/8	W	41-14	at Baltimore	31,521
11/15	W	17-6	at New England	45,342
11/22	W	16-15	Miami	59,962
11/29	W	25-0	Baltimore	53,593
12/6	L	23-27	at Seattle	53,105
12/12	W	14-13	at Cleveland	56,866
12/20	W	28-3	Green Bay	56,340
		POSTSEASON		
12/27	L	27-31	Buffalo	57,050

1981 AFC EAST STANDINGS

Miami	11	4	1	.719
Jets	**10**	**5**	**1**	**.656**
Buffalo	10	6	0	.625
Baltimore	2	14	0	.125
New England	2	14	0	.125

SCORE BY QUARTER

Jets	61	131	72	91	**355**
Opp.	37	100	100	50	**287**

TEAM STATISTICS

	Jets	Opp.
Total First Downs	**318**	**291**
By Rushing	122	112
By Passing	170	155
By Penalty	26	24
Third Down: Md/Att.	101/244	75/216
Third Down: Eff.	41.4	34.7
Total Net Yards	**5,396**	**4,871**
Avg. per Game	337.3	304.4
Total Offensive Plays	1,108	1,036
Avg. per Play	4.9	4.7
Net Yards Rushing	**2,341**	**1,867**
Total Rushing Plays	571	465
Avg. per Rush	4.1	4.0
Avg. per Game	146.3	116.7
Net Yards Passing	**3,055**	**3,004**
Avg. per Game	190.9	187.8
Sacked/Yards Lost	30/224	66/518
Gross Yards Passing	3,279	3,522
Att./Completions	507/283	505/275
Completion Pct.	55.8	54.5
Had Intercepted	14	21
Time of Possession	**31:32**	**29:05**
Punts/Avg.	**81/40.6**	**94/40.4**
Punt Return/Avg.	**6.7**	**4.8**
Net Punting Avg.	**81/35.6**	**94/34.7**
Penalties/Yards	**102/936**	**106/935**
Fumbles/Lost	**38/17**	**35/15**
Touchdowns	**40**	**36**
Rushing	11	19
Passing	26	15
Returns	3	2

RUSHING

Player	No	Yds	Avg	Lg	TD
McNeil	137	623	4.5	43	2
Harper	81	393	4.9	29t	4
Augustyniak	85	339	4.0	12	1
Dierking	74	328	4.4	15t	1
Long	73	269	3.7	19	2
Newton	73	244	3.3	13	1
Todd	32	131	4.1	19	0
Lewis	6	18	3.0	7	0
Taylor	2	1	0.5	2	0
Ramsey	3	0	0.0	0	0
L. Jones	2	0	0.0	5	0
Ryan	3	-5	-1.7	-1	0
Jets	**571**	**2,341**	**4.1**	**43**	**11**
Opp.	**465**	**1,863**	**4.0**	**43**	**19**

RECEIVING

Player	No	Yds	Avg	Lg	TD
Harper	52	459	8.8	24	1
Walker	47	770	16.4	49	9
Barkum	39	495	12.7	40t	7
Dierking	26	228	8.8.	23	1
L. Jones	20	342	17.1	47t	3
McNeil	18	171	9.5	18	1
Augustyniak	18	144	8.0	19	0
Newton	17	104	6.1	13	0
B. Jones	16	239	14.9	36t	1
Gaffney	14	246	17.6	39	0
Long	13	66	5.1	18	3
Lewis	2	14	7.0	8	0
Todd	1	1	1.0	1	0
Jets	**283**	**3,279**	**11.6**	**49**	**26**
Opp.	**275**	**3,522**	**12.8**	**70t**	**15**

INTERCEPTIONS

Player	No	Yds	Avg	Lg	TD
Ray	7	227	32.4	64t	2
Lynn	3	76	25.3	67	0
Mehl	3	17	5.7	10	0
Schroy	2	58	29.0	39	0
Buttle	2	34	17.0	22	0
Springs	2	5	2.5	5	0
Blinka	1	15	15.0	15	0
Holmes	1	0	0.0	0	0
Jets	**21**	**432**	**20.6**	**67**	**2**
Opp.	**14**	**414**	**15.1**	**45**	**0**

PUNTING

Player	No	Yds	Avg	Net	Tb	In	Lg	Blk
Ramsey	81	3,290	40.6	35.6	13	27	65	0
Jets	**81**	**3,290**	**40.6**	**35.6**	**13**	**27**	**65**	**0**
Opp.	**94**	**3,802**	**40.4**	**34.7**	**10**	**17**	**67**	**1**

PUNT RETURNS

Player	No	FC	Yds	Avg	Lg	TD
Harper	35	9	265	7.6	46	0
Sohn	13	3	66	5.1	14	0
B. Jones	1	0	1	1.0	1	0
Schroy	1	1	5	5.0	5	0
Jets	**50**	**13**	**337**	**6.7**	**46**	**0**
Opp.	**31**	**9**	**149**	**4.8**	**17**	**0**

SCORING

Player	TD	Ru	Pa	Rt	PAT	FG	S	TP
Leahy	0	0	0	0	38/39	25/36	0	113
Walker	9	0	9	0	-	-	0	54
Barkum	7	0	7	0	-	-	0	42
Harper	5	4	1	0	-	-	0	30
Long	5	2	3	0	-	-	0	30
L. Jones	3	0	3	0	-	-	0	18
McNeil	3	2	1	0	-	-	0	18
Dierking	2	1	1	0	-	-	0	12
B. Jones	2	0	1	1	-	-	0	12
Ray	2	0	0	2	-	-	0	12
Augustyniak	1	1	0	0	-	-	0	6
Newton	1	1	0	0	-	-	0	6
Buttle	0	0	0	0	-	-	1	2
Jets	**40**	**11**	**26**	**3**	**38/39**	**25/36**	**1**	**355**
Opp.	**36**	**19**	**15**	**2**	**33/36**	**12/20**	**0**	**287**

KICK RETURNS

Player	No	Yds	Avg	Lg	TD
Sohn	26	528	20.3	31	0
Harper	23	480	20.9	42	0
Lewis	5	108	21.6	30	0
Stephens	2	21	10.5	14	0
L. Jones	1	6	6.0	6	0
Rudolph	1	8	8.0	8	0
Jets	**58**	**1,151**	**19.8**	**42**	**0**
Opp.	**63**	**1,415**	**22.5**	**69**	**0**

FIELD GOALS

Player	1-19	20-29	30-39	40-49	50+
Leahy	0-0	11-13	6-8	8-12	0-3
Jets	**0-0**	**11-13**	**6-8**	**8-12**	**0-3**
Opp.	**0-0**	**7-8**	**2-3**	**3-8**	**0-1**

Leahy: () (49G,23G,27G) (52N,47G) (41G) (48N,23N) (50N,43N) (24G,29G,39G,22G) (34G) (37G,33G,42G,38G) (25G,41G) (39N,47G) (29G,49G,45G) (48N,26B,37G,22G,27G,27G) (50N,26G) () (33N,40N)

Opponents: (51N,21G) (25N,44G) (25G) (38G) (47N,43N) (22G) (47N) () () (44N) (42G,29G) (46G,23G) () (43B) (30B,26G,20G) (31G)

USUAL STARTERS

Offense		Defense	
WR	W. Walker	LDE	M. Gastineau
LT	C. Ward	LDT	A. Salaam
LG	R. Rasmussen	RDT	M. Lyons
C	J. Fields	RDE	J. Klecko
RG	D. Alexander	RLB	L. Mehl
RT	M. Powell	MLB	S. Blinka
TE	J. Barkum	LLB	G. Buttle
WR	D. Gaffney	LCB	B. Jackson
QB	R. Todd	RCB	D. Dykes/J. Holmes
RB	B. Harper	SS	K. Schroy
FB	M. Augustyniak	FS	D. Ray

Pro Bowl: C Joe Fields, DE Joe Klecko
DE Mark Gastineau, T Marvin Powell

PASSING

Player	Att	Cmp	Yards	Cmp%	Yds/Att	TD	TD%	Int	Int%	Lg	Sk/Yds	Rating
Todd	497	279	3,231	56.1	6.5	25	5	13	2.6	49	30/224	81.8
Ryan	10	4	48	40	4.8	1	10	1	10	18	0/0	49.2
Jets	**507**	**283**	**3,279**	**55.8**	**6.47**	**26**	**5.1**	**14**	**2.8**	**49**	**30/244**	**81.1**
Opp.	**505**	**275**	**3,522**	**54.5**	**6.97**	**15**	**3**	**21**	**4.2**	**70t**	**66/518**	**69.1**

Coaching Staff: Joe Walton, Offensive Coordinator; **Joe Gardi**, Defensive Coordinator; **Bill Baird**, Secondary Coach; **Bob Ledbetter**, Running Backs; **Pete McCulley**, Receivers; **Dan Sekanovich**, Defensive Line; **Bob Fry**, Offensive Line; **Ralph Baker**, Linebackers; **Larry Pasquale**, Special Teams.

1982 SEASON (6-3)

Head Coach: Walt Michaels - Second in AFC East
Home Stadium: Shea Stadium

Date	W-L	Score	Opponents	Attendance
9/12	L	28-45	Miami	53,360
9/19	W	31-7	at New England	53,515
11/21	W	37-0	Baltimore	46,970
11/28	W	15-13	Green Bay	53,872
12/6	W	28-13	at Detroit	79,361
12/12	W	32-17	Tampa Bay	28,147
12/1	L	19-20	at Miami	67,702
12/26	W	42-14	at Minnesota	58,672
1/2	L	13-37	at Kansas City	11,902
		POSTSEASON		
1/9	W	44-17	at Cincinnati	57,560
1/15	W	17-14	at LA Raiders	90,037
1/2	L	0-14	at Miami	67,396

1982 AMERICAN CONFERENCE

Los Angeles	8	1	0	.899
Miami	7	2	0	.788
Cincinnati	7	2	0	.778
Jets	**6**	**3**	**0**	**.667**
Pittsburgh	6	3	0	.667
San Diego	6	3	0	.667
New England	5	4	0	.556
Buffalo	4	5	0	.444
Cleveland	4	5	0	.444
Seattle	4	5	0	.444
Kansas City	3	6	0	.333
Denver	2	7	0	.222
Houston	1	8	0	.111
Baltimore	0	8	1	.056

SCORE BY QUARTER

Jets	63	72	39	71	**245**
Opp.	40	54	42	30	**166**

TEAM STATISTICS

	Jets	Opp.
Total First Downs	**193**	**160**
By Rushing	87	54
By Passing	95	88
By Penalty	11	18
Third Down: Md/Att.	51/118	62/135
Third Down: Eff.	43.2	45.9
Fourth Down: Md/Att.	4/8	1/5
Fourth Down: Eff.	50	20
Total Net Yards	**3218**	**2629**
Avg. per Game	357.6	292.1
Total Offensive Plays	606	587
Avg. per Play	5.3	4.5
Net Yards Rushing	**1,317**	**983**
Total Rushing Plays	304	269
Avg. per Rush	4.3	3.7
Avg. per Game	146.3	109.2
Net Yards Passing	**1,901**	**1,646**
Avg. per Game	211.2	182.9
Sacked/Yards Lost	23/206	20/171
Gross Yards Passing	2,107	1,817
Att./Completions	279/165	298/159
Completion Pct.	59.1	53.4
Had Intercepted	9	17
Time of Possession	**30:42**	**29:18**
Punts/Avg.	**36/37.4**	**42/42.1**
Punt Return/Avg.	**8**	**9**
Net Punting Avg.	**36/32.1**	**36/34.4**
Penalties/Yards	**63/533**	**43/345**
Fumbles/Lost	**18/9**	**20/9**
Touchdowns	**31**	**20**
Rushing	13	5
Passing	16	10
Returns	2	5

RUSHING

Player	No	Yds	Avg	Lg	TD
McNeil	151	786	5.2	48	6
Augustyniak	50	178	3.6	16	4
Dierking	38	130	3.4	11	1
Harper	20	125	6.3	40	0
Crutchfield	22	78	3.5	8	1
Barber	8	24	3.0	4	0
L. Jones	1	2	2.0	2	0
Ryan	1	-1	-1.0	-1	0
Todd	13	-5	-0.4	7t	1
Jets	**304**	**1,317**	**4.3**	**48**	**13**
Opp.	**269**	**983**	**3.7**	**25t**	**5**

RECEIVING

Player	No	Yds	Avg	Lg	TD
Walker	39	620	15.9	56t	6
Augustyniak	24	189	7.9	15	0
Barkum	19	182	9.6	29	1
L. Jones	18	294	16.3	51	2
McNeil	16	187	11.7	32t	1
Harper	14	177	12.6	39t	1
Dierking	12	80	6.7	13t	1
Gaffney	11	207	18.8	45t	1
Shuler	8	132	16.5	51	3
B. Jones	3	32	10.7	17	0
Newton	1	7	7.0	7	0
Jets	**165**	**2,107**	**12.8**	**56t**	**16**
Opp.	**159**	**1,817**	**11.4**	**48t**	**10**

INTERCEPTIONS

Player	No	Yds	Avg	Lg	TD
Jackson	5	84	16.8	77t	1
Ray	3	91	30.3	44	0
Holmes	3	2	0.7	2	0
Mehl	2	38	19.0	38	0
Schroy	1	34	34.0	34	0
Buttle	1	9	9.0	9	0
Lynn	1	3	3.0	3	0
Springs	1	0	0.0	0	0
Jets	**17**	**261**	**15.4**	**77t**	**1**
Opp.	**9**	**152**	**16.9**	**47t**	**3**

PUNTING

Player	No	Yds	Avg	Net	Tb	In	Lg	Blk
Ramsey	35	1,348	38.5	32.1	2	8	54	1
Jets	**35**	**1,348**	**38.5**	**32.1**	**2**	**8**	**54**	**1**
Opp.	**42**	**1,770**	**42.1**	**34.4**	**7**	**5**	**76**	**0**

PUNT RETURNS

Player	No	FC	Yds	Avg	Lg	TD
Harper	23	5	184	8.0	24	0
Jets	**23**	**5**	**184**	**8.0**	**24**	**0**
Opp.	**17**	**9**	**153**	**9.0**	**59t**	**1**

SCORING

Player	TD	Ru	Pa	Rt	PAT	FG	S	TP
Leahy	0	0	0	0	26/31	11/17	0	59
McNeil	7	6	1	0	-	-	0	42
Walker	6	0	6	0	-	-	0	36
Augustyniak	4	4	0	0	-	-	0	24
Shuler	3	0	3	0	-	-	0	18
Dierking	2	1	1	0	-	-	0	12
Jackson	2	0	0	2	-	-	0	12
L.Jones	2	0	2	0	-	-	0	12
Barkum	1	0	1	0	-	-	0	6
Crutchfield	1	1	0	0	-	-	0	6
Gaffney	1	0	1	0	-	-	0	6
Harper	1	0	1	0	-	-	0	6
Todd	1	1	0	0	-	-	0	6
Jets	**31**	**13**	**16**	**2**	**26/31**	**11/17**	**0**	**245**
Opp.	**20**	**5**	**10**	**5**	**19/20**	**9/15**	**0**	**166**

KICK RETURNS

Player	No	Yds	Avg	Lg	TD
Harper	18	368	20.4	37	0
Sohn	15	299	19.9	32	0
Jets	**33**	**667**	**20.2**	**37**	**0**
Opp.	**35**	**743**	**21.2**	**98t**	**1**

FIELD GOALS

Player	1-19	20-29	30-39	40-49	50+
Leahy	1-1	3-5	4-5	3-6	0-0
Jets	**1-1**	**3-5**	**4-5**	**3-6**	**0-0**
Opp.	**0-0**	**2-4**	**2-3**	**5-6**	**0-2**

Leahy: () (30G) (43G,37G,19G) (25G,42B) (30N,24N) (34G,40B,29G) (40G,28B,49G) (43N) (30G,20G)

Opponents: (25G) () (32B) (50N) (31G,22G) (32G) (47G,22N,49N,47G) (25B,51N) (44G,43G,44G)

USUAL STARTERS

Offense		Defense	
WR	W. Walker	LDE	M. Gastineau
LT	C. Ward	LDT	A. Salaam
LG	S. Waldemore	RDT	M. Lyons
C	J. Fields	RDE	K. Neil
RG	D. Alexander	RLB	L. Mehl
RT	M. Powell	MLB	S. Blinka
TE	J. Barkum	LLB	G. Buttle
WR	J. "Lam" Jones	LCB	B. Jackson
QB	R. Todd	RCB	J. Holmes
RB	F. McNeil	SS	K. Schroy
FB	M. Augustyniak	FS	D. Ray

Pro Bowl: C Joe Fields, DE Mark Gastineau, RB Freeman McNeil, T Marvin Powell, WR Wesley Walker

PASSING

Player	Att	Cmp	Yards	Cmp%	Yds/Att	TD	TD%	Int	Int%	Lg	Sk/Yds	Rating
Todd	261	153	1,961	58.6	7.51	14	5.4	8	3.1	56t	23/206	87.3
Ryan	18	12	146	66.7	8.11	2	11.1	1	5.6	20t	0/0	105.3
Jets	**279**	**165**	**2,107**	**59.1**	**7.55**	**16**	**5.7**	**9**	**3.2**	**56t**	**23/206**	**88.5**
Opp.	**298**	**159**	**1,817**	**53.4**	**6.1**	**10**	**3.4**	**17**	**5.7**	**48t**	**20/171**	**59.4**

Coaching Staff: Joe Walton, Offensive Coordinator; **Joe Gardi**, Defensive Coordinator; **Bill Baird**, Secondary; **Bob Ledbetter**, Running Backs; **Pete McCulley**, Receivers; **Dan Sekanovich**, Defensive Line; **Bob Fry**, Offensive Line; **Ralph Baker**, Linebackers; **Larry Pasquale**, Special Teams.

1983 SEASON (7-9)

Head Coach: Joe Walton - Tied for Fourth in AFC East - Home Stadium: Shea Stadium

Date	W-L	Score	Opponents	Attendance
9/4	W	41-29	at San Diego	51,004
9/11	L	10-17	Seattle	54,992
9/18	L	13-23	at New England	43,182
9/25	W	27-24	L.A. Rams (OT)	52,070
10/3	W	34-10	at Buffalo	79,933
10/9	L	7-10	at Cleveland	78,235
10/16	L	14-32	Miami	58,615
10/23	L	21-27	Atlanta	46,878
10/30	W	27-13	at San Francisco	54,796
11/6	L	14-17	Baltimore	53,323
11/13	L	17-24	Buffalo	48,513
11/21	W	31-28	at New Orleans	68,606
11/27	W	26-3	New England	48,620
12/4	W	10-6	at Baltimore	29,431
12/10	L	7-34	Pittsburgh	53,996
12/16	L	14-34	at Miami	59,975

1983 AFC EAST STANDINGS

Miami	12	4	0	.750
New England	8	8	0	.500
Buffalo	8	8	0	.500
Baltimore	7	9	0	.438
Jets	**7**	**9**	**0**	**.438**

SCORE BY QUARTER

Jets	28	101	75	106	3	**313**
Opp.	72	66	90	103	0	**331**

TEAM STATISTICS

	Jets	Opp.
Total First Downs	**313**	**298**
By Rushing	126	126
By Passing	171	151
By Penalty	16	21
Third Down: Md/Att.	80/214	83/220
Third Down: Eff.	37.4	37.7
Fourth Down: Md/Att.	9/17	4/12
Fourth Down: Eff.	52.9	33.3
Total Net Yards	**5,493**	**5,301**
Avg. per Game	343.3	331.3
Total Offensive Plays	1,076	1,058
Avg. per Play	5.1	5
Net Yards Rushing	**2,068**	**2,378**
Total Rushing Plays	474	547
Avg. per Rush	4.4	4.3
Avg. per Game	129.3	148.6
Net Yards Passing	**3,425**	**2,923**
Avg. per Game	214.1	182.7
Sacked/Yards Lost	43/317	48/378
Gross Yards Passing	3,742	3,301
Att./Completions	559/330	463/269
Completion Pct.	59	58.1
Had Intercepted	28	22
Time of Possession	**29:24**	**30:36**
Punts/Avg.	**82/39.2**	**85/41.1**
Punt Return/Avg.	**11.1**	**7.8**
Net Punting Avg.	**82/33.5**	**85/33.5**
Penalties/Yards	**110/1,059**	**96/784**
Fumbles/Lost	**29/19**	**29/14**
Touchdowns	**38**	**39**
Rushing	11	13
Passing	21	22
Returns	6	4

RUSHING

Player	No	Yds	Avg	Lg	TD
McNeil	160	654	4.1	19	1
Crutchfield	137	571	4.2	17	3
Harper	51	354	6.9	78t	1
Todd	35	101	2.9	17	0
Dierking	28	113	4.0	31	3
Augustyniak	18	50	2.8	6	2
Hector	16	85	5.3	42	0
Barber	15	77	5.1	13	1
Lewis	5	25	5.0	7	0
Ryan	4	23	5.8	25	0
Jones	4	10	2.5	9	0
Crosby	1	5	5.0	5	0
Jets	**474**	**2,068**	**4.4**	**78t**	**11**
Opp.	**547**	**2,378**	**4.3**	**85t**	**13**

RECEIVING

Player	No	Yds	Avg	Lg	TD
Walker	61	868	14.2	64t	7
Harper	48	413	8.6	33	2
Jones	43	734	17.1	50t	4
Dierking	33	275	8.3	19	0
Barkum	32	385	12.0	34	1
Shuler	26	272	10.5	28	1
McNeil	21	172	8.2	21	3
Crutchfield	19	133	7.0	15	0
Gaffney	17	243	14.3	35	0
Augustyniak	10	71	7.1	17	1
Barber	7	48	6.9	12	1
Lewis	6	62	10.3	23	0
Hector	5	61	12.2	22t	1
Harmon	1	4	4.0	4	0
Coombs	1	1	1.0	1	0
Jets	**330**	**3,742**	**11.3**	**64t**	**21**
Opp.	**269**	**3,301**	**12.3**	**66t**	**22**

INTERCEPTIONS

Player	No	Yds	Avg	Lg	TD
Mehl	7	57	8.1	34t	1
Holmes	3	107	35.7	43t	1
Ray	3	77	25.7	42	0
Lynn	3	70	23.3	42t	1
Jackson	2	8	4.0	8	0
Schroy	2	6	3.0	4	0
Buttle	1	17	17.0	17	0
Crable	1	0	0.0	0	0
Jets	**22**	**342**	**15.5**	**43t**	**3**
Opp.	**28**	**372**	**13.3**	**58**	**3**

PUNTING

Player	No	Yds	Avg	Net	Tb	In	Lg	Blk
Ramsey	81	3,218	39.7	33.5	5	17	56	1
Jets	**81**	**3,218**	**39.7**	**33.5**	**5**	**17**	**56**	**1**
Opp.	**85**	**3,491**	**41.1**	**33.5**	**11**	**22**	**60**	**1**

PUNT RETURNS

Player	No	FC	Yds	Avg	Lg	TD
Springs	23	4	287	12.5	76t	1
Harmon	12	8	109	9.1	21	0
Mullen	2	3	13	6.5	9	0
Schroy	1	0	11	11.0	11	0
Jets	**38**	**15**	**420**	**11.1**	**76t**	**1**
Opp.	**47**	**18**	**367**	**7.8**	**71t**	**1**

SCORING

Player	TD	Ru	Pa	Rt	PAT	FG	S	TP
Leahy	0	0	0	0	36/37	16/24	0	84
Walker	7	0	7	0	-	-	0	42
Jones	4	0	4	0	-	-	0	24
McNiel	4	1	3	0	-	-	0	24
Augustyniak	3	2	1	0	-	-	0	18
Crutchfield	3	3	0	0	-	-	0	18
Dierking	3	3	0	0	-	-	0	18
Harper	3	1	2	0	-	-	0	18
Barber	2	1	1	0	-	-	0	12
Holmes	2	0	0	2	-	-	0	12
Barkum	1	0	1	0	-	-	0	6
Gastineau	1	0	0	1	-	-	0	6
Hector	1	0	1	0	-	-	0	6
Lynn	1	0	0	1	-	-	0	6
Mehl	1	0	0	1	-	-	0	6
Shuler	1	0	1	0	-	-	0	6
Springs	1	0	0	1	-	-	0	6
Ryan	0	0	0	0	1/1	-	0	1
Jets	**38**	**11**	**21**	**6**	**37/38**	**16/24**	**0**	**313**
Opp.	**39**	**13**	**22**	**4**	**35/39**	**20/28**	**1**	**331**

KICK RETURNS

Player	No	Yds	Avg	Lg	TD
Brown	29	645	22.2	46	0
Springs	16	364	22.8	64	0
Hector	14	274	19.6	45	0
Mullen	3	57	19.0	26	0
Barber	1	9	9.0	9	0
Harper	1	16	16.0	16	0
McElroy	1	7	7.0	7	0
Shuler	1	3	3.0	3	0
Jets	**66**	**1,375**	**20.8**	**64**	**0**
Opp.	**50**	**1,063**	**21.3**	**78**	**0**

FIELD GOALS

Player	1-19	20-29	30-39	40-49	50+
Leahy	4-4	3-4	5-7	4-8	0-1
Jets	**4-4**	**3-4**	**5-7**	**4-8**	**0-1**
Opp.	**0-0**	**5-5**	**6-9**	**9-12**	**0-2**

Leahy: (32G,27G) (18G) () (35B,22G,26G) (19G,38N,42G) () () (44N,47N,46G) (49N) (48G,49N,52N) (37G) (18G,34G,35G,19G) (31G) () ()

Opponents: (23G,46N) (53N,40G) (43G) (34G,47B) (38G) (44G) (35G,37N) (32G,40G) (45G,24G,46N) (42G) (30G) (51N) (33G,39N) (26G,41G) (29G,40G) (49G,39B,20G)

USUAL STARTERS

Offense		Defense	
WR	W. Walker	LDE	M. Gastineau
LT	C. Ward	LDT	J. Klecko
LG	J. Pellegrini	RDT	M. Lyons
C	J. Fields	RDE	K. Neil
RG	D. Alexander	RLB	L. Mehl
RT	M. Powell	MLB	B. Crable
TE	J. Barkum	LLB	G. Buttle
WR	J. "Lam" Jones	LCB	B. Jackson
QB	R. Todd	RCB	J. Holmes
RB	F. McNeil	SS	K. Schroy
FB	D. Crutchfield	FS	D. Ray

Pro Bowl: DE Mark Gastineau, DT Joe Klecko, T Marvin Powell

PASSING

Player	Att	Cmp	Yards	Cmp%	Yds/Att	TD	TD%	Int	Int%	Lg	Sk/Yds	Rating
Todd	518	308	3,478	59.5	6.71	18	3.5	26	5	64t	42/314	70.3
Ryan	40	21	259	52.5	6.48	2	5	2	5	36	1/3	68.6
McNeil	1	1	5	100	5	1	100	0	0	5t	0/0	127.1
Jets	**559**	**330**	**3,742**	**59**	**6.69**	**21**	**3.8**	**28**	**5**	**64t**	**43/317**	**70.8**
Opp.	**463**	**269**	**3,301**	**58.1**	**7.13**	**22**	**4.8**	**22**	**4.8**	**66t**	**48/378**	**76.2**

Coaching Staff: Joe Gardi, Assistant Head Coach/Defensive Coordinator; **Bill Baird**, Secondary; **Bobby Hammond,** Running Backs; **Rich Kotite**, Receivers; **Ray Callahan**, Defensive Line; **Mike Faulkiner**, Special Ass't to the Head Coach; **Jim Ringo**, Offensive Line; **Ralph Baker**, Linebackers; **Larry Pasquale**, Special Teams.

1984 SEASON (7-9)

Head Coach: Joe Walton - Third in AFC East
Home Stadium: The Meadowlands

Date	W-L	Score	Opponents	Attendance
9/2	W	23-14	at Indianapolis	60,398
9/6	L	17-23	Pittsburgh	70,564
9/16	W	43-23	Cincinnati	64,193
9/23	W	28-26	at Buffalo	48,330
9/30	L	21-28	New England	68,978
10/7	W	17-16	at Kansas City	51,843
10/14	W	24-20	at Cleveland	55,673
10/21	W	28-7	Kansas City	66,782
10/28	L	20-30	at New England	60,513
11/4	L	17-31	Miami	72,655
11/11	L	5-9	Indianapolis	51,066
11/18	L	20-31	at Houston	40,141
11/26	L	17-28	at Miami	74,884
12/2	L	10-20	New York Giants	74,975
12/8	W	21-17	Buffalo	54,378
12/16	L	21-41	at Tampa Bay	43,817

1984 AFC EAST STANDINGS

Miami	14	2	0	.875
New England	9	7	0	.563
Jets	**7**	**9**	**0**	**.438**
Indianapolis	4	12	0	.250
Buffalo	2	14	0	.125

SCORE BY QUARTER

Jets	68	104	63	97	**332**
Opp.	73	90	95	106	**364**

TEAM STATISTICS

	Jets	Opp.
Total First Downs	**310**	**341**
By Rushing	118	117
By Passing	176	198
By Penalty	16	26
Third Down: Md/Att.	90/217	85/214
Third Down: Eff.	41.5	39.7
Fourth Down: Md/Att.	8/19	5/14
Fourth Down: Eff.	42.1	35.7
Total Net Yards	**5,148**	**5,566**
Avg. per Game	321.8	347.9
Total Offensive Plays	1044	1052
Avg. per Play	4.9	5.3
Net Yards Rushing	**2,189**	**2,064**
Total Rushing Plays	504	497
Avg. per Rush	4.3	4.2
Avg. per Game	136.8	129
Net Yards Passing	**2,959**	**3,502**
Avg. per Game	184.9	218.9
Sacked/Yards Lost	52/382	44/360
Gross Yards Passing	3,341	3,862
Att./Completions	488/272	511/312
Completion Pct.	55.7	61.1
Had Intercepted	21	15
Time of Possession	**30:02**	**29:58**
Punts/Avg.	**75/39.1**	**67/42.6**
Punt Return/Avg.	**9.3**	**6.5**
Net Punting Avg.	**75/33.8**	**67/36.3**
Penalties/Yards	**96/779**	**87/723**
Fumbles/Lost	**26/13**	**34/18**
Touchdowns	**40**	**41**
Rushing	17	16
Passing	20	24
Returns	3	1

RUSHING

Player	No	Yds	Avg	Lg	TD
McNeil	229	1,070	4.7	53	5
Hector	124	531	4.3	64	1
Barber	31	148	4.8	18	2
Minter	34	136	4.0	14	1
Paige	35	130	3.7	24	7
Ryan	23	92	4.0	16	0
Harper	10	48	4.8	16	1
O'Brien	16	29	1.8	7	0
Dennison	1	4	4.0	4	0
Walker	1	1	1.0	1	0
Jets	**504**	**2,189**	**4.3**	**64**	**17**
Opp.	**496**	**2,063**	**4.2**	**51t**	**16**

RECEIVING

Player	No	Yds	Avg	Lg	TD
Shuler	68	782	11.5	49	6
Walker	41	623	15.2	44t	7
Jones	32	470	14.7	37	1
McNeil	25	294	11.8	32	1
Hector	20	182	9.1	26	0
Gaffney	19	285	15.0	29	0
Dennison	16	141	8.8	20	1
Humphery	14	206	14.7	44t	1
Minter	10	109	10.9	39t	1
Barber	10	79	7.9	17	0
Paige	6	31	5.2	10	1
Harper	5	71	14.2	28	0
Klever	3	29	9.7	13	1
Sohn	2	28	14.0	16	0
Bruckner	1	11	11.0	11	0
Jets	**272**	**3,341**	**12.3**	**49**	**20**
Opp.	**312**	**3,862**	**12.4**	**80t**	**24**

INTERCEPTIONS

Player	No	Yds	Avg	Lg	TD
Carter	4	26	6.5	19	0
Ray	2	54	27.0	28	0
Lynn	2	16	8.0	16	0
Schroy	2	13	6.5	13	0
Buttle	2	5	2.5	5	0
Mullen	1	25	25.0	25	0
Springs	1	13	13.0	13	0
Clifton	1	0	0.0	0	0
Jets	**15**	**152**	**10.1**	**28**	**0**
Opp.	**21**	**207**	**9.9**	**30**	**0**

PUNTING

Player	No	Yds	Avg	Net	Tb	In	Lg	Blk
Ramsey	74	2,935	39.7	33.8	8	19	64	1
Jets	**75**	**2,935**	**40.8**	**34**	**10**	**22**	**64**	**1**
Opp.	**67**	**2,854**	**42.6**	**36.3**	**5**	**18**	**82**	**1**

PUNT RETURNS

Player	No	FC	Yds	Avg	Lg	TD
Springs	28	10	247	8.8	33	0
Minter	4	2	44	11.0	18	0
Bruckner	2	0	25	12.5	20	0
Mullen	1	0	8	8.0	8	0
Jets	**35**	**12**	**324**	**9.3**	**33**	**0**
Opp.	**37**	**19**	**242**	**6.5**	**21**	**0**

SCORING

Player	TD	Ru	Pa	Rt	PAT	FG	S	TP
Leahy	0	0	0	0	38/39	17/24	0	89
Paige	8	7	1	0	-	-	0	48
Walker	7	0	7	0	-	-	0	42
McNeil	6	5	1	0	-	-	0	36
Shuler	6	0	6	0	-	-	0	36
Barber	2	2	0	0	-	-	0	12
Humphery	2	0	1	1	-	-	0	12
Minter	2	1	1	0	-	-	0	12
Buttle	1	0	0	1	-	-	0	6
Dennison	1	0	1	0	-	-	0	6
Gastineau	1	0	0	1	-	-	0	6
Harper	1	1	0	0	-	-	0	6
Hector	1	1	0	0	-	-	0	6
Jones	1	0	1	0	-	-	0	6
Klever	1	0	1	0	-	-	0	6
Ryan	0	0	0	0	1/1	-	0	1
Jets	**40**	**17**	**20**	**3**	**38/39**	**17/24**	**1**	**332**
Opp.	**41**	**16**	**24**	**1**	**40/40**	**26/37**	**0**	**364**

KICK RETURNS

Player	No	Yds	Avg	Lg	TD
Springs	23	521	22.7	73	0
Humphery	22	675	30.7	97t	1
Minter	10	224	22.4	52	0
Paige	3	17	2.3	7	0
Mullen	2	34	17.0	23	0
Banker	1	5	5.0	5	0
Bruckner	1	17	17.0	17	0
Davidson	1	9	9.0	9	0
Gaffney	1	6	6.0	6	0
Shuler	1	0	0.0	0	0
Jets	**65**	**1,508**	**23.0**	**97t**	**1**
Opp.	**48**	**1,030**	**21.5**	**54**	**0**

FIELD GOALS

Player	1-19	20-29	30-39	40-49	50+
Leahy	2-2	5-6	7-8	2-5	1-3
Jets	**2-2**	**5-6**	**7-8**	**2-5**	**1-3**
Opp.	**1-1**	**8-9**	**7-10**	**9-14**	**1-3**

Leahy: (29G,43N) (52G) (22G,39G,32G,36G,29G) (52N) () (37G) (30G) () (46G,18G) (32G,25B) (27G) (19G,27G,43N) (30G) (43G,36B,54N) () (45N)

Opponents: () (55B,32G,43G,27G,27N,30N) (21G) (52G,36G,27G,20G,40N) (33N,49N) (31G,42G,21G) (49G,31N,18G) (54N) (20G,27G,47G) (44N,30G) (44G,47N,45N25G) (43G) () (48G,30G) (47G) (37G,35G)

USUAL STARTERS

Offense		Defense	
WR	W. Walker	LDE	M. Gastineau
LT	R. McElroy	LDT	J.Klecko/B.Bennett
LG	S. Waldemore	RDT	M. Lyons
C	J. Fields	RDE	R. Faurot
RG	D. Alexander	RLB	L. Mehl
RT	M. Powell	MLB	K. Clifton
TE	M. Shuler	LLB	G. Buttle
WR	J. "Lam" Jones	LCB	J. Lynn
QB	P. Ryan	RCB	R. Carter
RB	F. McNeil	SS	K. Springs
FB	M. Barber	FS	D. Ray

Pro Bowl: DE Mark Gastineau, DT Joe Klecko, RB Freeman McNeil

PASSING

Player	Att	Cmp	Yards	Cmp%	Yds/Att	TD	TD%	Int	Int%	Lg	Sk/Yds	Rating
Ryan	285	156	1,939	54.7	6.8	14	4.9	14	4.9	44t	30/214	72
O'Brien	203	116	1,402	57.1	6.91	6	3	7	3.4	49	22/168	74
Jets	**488**	**272**	**3,341**	**55.7**	**6.85**	**20**	**4.1**	**21**	**4.3**	**49**	**52/382**	**72.8**
Opp.	**511**	**312**	**3,862**	**61.1**	**7.56**	**24**	**4.7**	**15**	**2.9**	**80t**	**44/360**	**87.9**

Coaching Staff: Joe Gardi, Assistant Head Coach/Defensive Coordinator; **Bill Baird**, Defensive Secondary; **Ralph Baker**, Linebackers; **Ray Callahan**, Defensive Line; **Mike Faulkiner**, Assistant to the Head Coach; **Bobby Hammond**, Running Backs; **Rich Kotite**, Receivers; **Larry Pasquale**, Special Teams; **Jim Ringo**, Running Game Coordinator.

1985 SEASON (11-5)

Head Coach: Joe Walton - Tied for Second in AFC East - Home Stadium: The Meadowlands

Date	W-L	Score	Opponents	Attendance
9/8	L	0-31	at L.A. Raiders	57,123
9/15	W	42-3	Buffalo	63,449
9/22	W	24-3	Green Bay (at Milwaukee, WI)	53,667
9/29	W	25-20	Indianapolis	61,987
10/6	W	29-20	at Cincinnati	51,785
10/14	W	23-7	Miami	73,807
10/20	L	13-20	at New England	58,163
10/27	W	17-14	Seattle	69,320
11/3	W	35-17	at Indianapolis	59,683
11/10	L	17-21	at Miami	73,965
11/17	W	62-28	Tampa Bay	65,344
11/24	W	16-13	New England (OT)	74,100
11/28	L	20-31	at Detroit	65,531
12/8	W	27-7	at Buffalo	23,122
12/14	L	6-19	Chicago	74,752
12/22	W	37-10	Cleveland	59,073
		POSTSEASON		
12/28	L	14-26	New England	75,945

1985 AFC EAST STANDINGS

Miami	12	4	0	.750
Jets	**11**	**5**	**0**	**.688**
New England	11	5	0	.688
Indianapolis	5	11	0	.313
Buffalo	2	14	0	.125

SCORE BY QUARTER

Jets	70	128	111	81	3	**393**
Opp.	50	91	59	64	0	**264**

TEAM STATISTICS

	Jets	Opp.
Total First Downs	**344**	**276**
By Rushing	121	85
By Passing	201	154
By Penalty	22	37
Third Down: Md/Att.	99/237	68/207
Third Down: Eff.	41.8	32.7
Fourth Down: Md/Att.	12/19	7/16
Fourth Down: Eff.	63.2	43.8
Total Net Yards	**5,896**	**4,772**
Avg. per Game	368.5	298.3
Total Offensive Plays	1123	989
Avg. per Play	5.3	4.8
Net Yards Rushing	**2,312**	**1,516**
Total Rushing Plays	564	433
Avg. per Rush	4.1	3.5
Avg. per Game	144.5	94.8
Net Yards Passing	**3,584**	**3,256**
Avg. per Game	224	203.5
Sacked/Yards Lost	62/399	49/370
Gross Yards Passing	3,983	3,626
Att./Completions	497/303	507/267
Completion Pct.	61	52.7
Had Intercepted	8	22
Time of Possession	**31:11**	**28:49**
Punts/Avg.	**74/40.2**	**88/41.8**
Punt Return/Avg.	**9.9**	**8.9**
Net Punting Avg.	**74/33.8**	**88/35.1**
Penalties/Yards	**119/907**	**113/868**
Fumbles/Lost	**35/21**	**42/20**
Touchdowns	**45**	**30**
Rushing	18	10
Passing	25	17
Returns	2	3

RUSHING

Player	No	Yds	Avg	Lg	TD
McNeil	294	1,331	4.5	69	3
Hector	145	572	3.9	22	6
Paige	55	158	2.9	30	8
Bligen	22	107	4.9	26t	1
O'Brien	25	58	2.3	22	0
Barber	9	41	4.6	10	0
Minter	8	23	2.9	11	0
Sohn	1	12	12.0	12	0
Humphery	1	10	10.0	10	0
Toon	1	5	5.0	5	0
Ryan	3	-5	-1.7	-1	0
Jets	**564**	**2,312**	**4.1**	**69**	**18**
Opp.	**433**	**1,516**	**3.5**	**57**	**10**

RECEIVING

Player	No	Yds	Avg	Lg	TD
Shuler	76	879	11.6	35	7
Toon	46	662	14.4	78t	3
Sohn	39	534	13.7	39t	4
McNeil	38	427	11.2	25	2
Walker	34	725	21.3	96t	5
Paige	18	120	6.7	19	2
Hector	17	164	9.6	28	0
Klever	14	183	13.1	23	2
Townsell	12	187	15.6	36	0
Bligen	5	43	8.6	14	0
Barber	3	46	15.3	22	0
Minter	1	13	13.0	13	0
Jets	**303**	**3,983**	**13.1**	**96t**	**25**
Opp.	**267**	**3,626**	**13.6**	**72t**	**17**

INTERCEPTIONS

Player	No	Yds	Avg	Lg	TD
Glenn	4	15	3.8	15t	1
B. Jackson	4	8	2.0	8	0
Mehl	3	33	11.0	18	0
Mullen	3	14	4.7	14	0
Clifton	3	10	3.3	10	0
Hamilton	2	14	7.0	14	0
Miano	2	9	4.5	6	0
Lynn	1	24	24.0	24	0
Jets	**22**	**127**	**5.8**	**24**	**1**
Opp.	**8**	**101**	**12.6**	**76t**	**1**

PUNTING

Player	No	Yds	Avg	Net	Tb	In	Lg	Blk
Jennings	74	2,978	40.2	33.8	8	23	66	0
Jets	**74**	**2,978**	**40.2**	**33.8**	**8**	**23**	**66**	**0**
Opp.	**88**	**3,679**	**41.8**	**35.1**	**10**	**21**	**74**	**0**

PUNT RETURNS

Player	No	FC	Yds	Avg	Lg	TD
Sohn	16	5	149	9.3	46	0
Springs	14	4	147	10.5	40	0
Townsell	6	1	65	10.8	22	0
Minter	2	4	25	12.5	20	0
Humphery	1	0	0	0.0	0	0
Jets	**39**	**14**	**386**	**9.9**	**46**	**0**
Opp.	**36**	**10**	**319**	**8.9**	**37t**	**1**

SCORING

Player	TD	Ru	Pa	Rt	PAT	FG	S	TP
Leahy	0	0	0	0	43/45	26/34	0	121
Paige	10	8	2	0	-	-	0	60
Shuler	7	0	7	0	-	-	0	42
hector	6	6	0	0	-	-	0	36
Walker	5	0	5	0	-	-	1	32
McNeil	5	3	2	0	-	-	0	30
Sohn	4	0	4	0	-	-	0	24
Toon	3	0	3	0	-	-	0	18
Klever	2	0	2	0	-	-	0	12
Baldwin	1	0	0	1	-	-	0	6
Bligen	1	1	0	0	-	-	0	6
Glenn	1	0	0	1	-	-	0	6
Jets	**45**	**18**	**25**	**2**	**43/45**	**26/34**	**1**	**393**
Opp.	**30**	**10**	**17**	**3**	**30/30**	**18/25**	**0**	**264**

KICK RETURNS

Player	No	Yds	Avg	Lg	TD
Humphery	17	363	21.4	56	0
Hector	11	274	24.9	47	0
Springs	10	227	22.7	58	0
Glenn	5	71	14.2	20	0
Elder	3	42	14.0	25	0
Sohn	3	7	2.3	4	0
Townsell	2	42	21.0	23	0
Klever	1	3	3.0	3	0
Minter	1	14	14.0	14	0
Jets	**53**	**1,043**	**19.7**	**58**	**0**
Opp.	**58**	**1,135**	**19.6**	**45**	**0**

FIELD GOALS

Player	1-19	20-29	30-39	40-49	50+
Leahy	2-2	11-11	6-8	4-8	3-5
Jets	**2-2**	**11-11**	**6-8**	**4-8**	**3-5**
Opp.	**3-3**	**6-6**	**6-8**	**2-6**	**1-2**

Leahy: (56N,39N) (47N) (25G,50N) (22G,35G,48G,45G) (30G,33G) (22G,18G,18G,47B) (53G,52G) (41G) () (21G,37N,41N,42N) (23G,27G) (21G,21G,32G) (29G,27G) () (23G,55G) (46G,35G,32G)

Opponents: (43N,30G) (32G) (39G) (40G,29G) (53G,29G,53N) () (19G,44G) (36N,47N48N) (23G) () () (23G,41N,28G) (19G) (39N) (18G,31G,36G,21G) (32G)

USUAL STARTERS

Offense		Defense	
WR	A.Toon/K.Sohn	LDE	M. Gastineau
LT	R. McElroy	LDT	J. Klecko
LG	J. Sweeney	RDE	B. Bennett
C	J. Fields	LOLB	C. Jackson
RG	D. Alexander	LILB	K. Clifton
RT	M. Powell	RILB	L. Mehl
TE	M. Shuler	ROLB	R. Guilbeau
WR	W. Walker	LCB	B. Jackson
QB	K. O'Brien	RCB	R. Carter
RB	F. McNeil	SS	K. Springs
FB	T. Paige	FS	H. Hamilton

Pro Bowl: DE Mark Gastineau, DT Joe Klecko, RB Freeman McNeil, LB Lance Mehl, QB Ken O'Brien

PASSING

Player	Att	Cmp	Yards	Cmp%	Yds/Att	TD	TD%	Int	Int%	Lg	Sk/Yds	Rating
O'Brien	488	297	3,888	60.9	7.97	25	5.1	8	1.6	96t	62/399	96.2
Ryan	9	6	95	66.7	10.56	0	0	0	0	50	0/0	101.6
Jets	**497**	**303**	**3,983**	**61**	**8.01**	**25**	**5**	**8**	**1.6**	**96t**	**62/399**	**96.3**
Opp.	**507**	**267**	**3,626**	**52.7**	**7.15**	**17**	**3.4**	**22**	**4.3**	**72t**	**49/370**	**68.9**

Coaching Staff: Bud Carson, Defensive Coordinator/Secondary; **Rich Kotite**, Offensive Coordinator/Receivers; **Bill Austin**, Offensive Line; **Zeke Bratkowski**, Quarterbacks; **Ray Callahan**, Defensive Line; **Mike Faulkiner**, Special Ass't. to the Head Coach, Defense; **Bobby Hammond**, Running Backs; **Larry Pasquale**, Special Teams; **Dan Radakovich**, Linebackers.

1986 SEASON (10-6)

Head Coach: Joe Walton - Second in AFC East
Home Stadium: The Meadowlands

Date	W-L	Score	Opponents	Attendance
9/7	W	28-24	at Buffalo	79,951
9/11	L	6-20	New England	72,422
9/21	W	51-45	Miami (OT)	71,025
9/28	W	26-7	at Indianapolis	56,075
10/5	W	14-13	Buffalo	69,504
10/12	W	31-24	at New England	60,342
10/20	W	22-10	Denver	73,759
10/26	W	28-23	New Orleans	44,246
11/2	W	38-7	at Seattle	62,497
11/9	W	28-14	at Atlanta	53,476
11/16	W	31-16	Indianapolis	65,149
11/24	L	3-45	at Miami	70,206
11/30	L	3-17	L.A. Rams	70,539
12/7	L	10-24	at San Francisco	60,946
12/13	L	24-45	Pittsburgh	76,025
12/21	L	21-52	at Cincinnati	51,619
			POSTSEASON	
12/28	W	35-15	Kansas City	75,210
1/3	L	20-23	at Cleveland (2OT)	79,720

1986 AFC EAST STANDINGS

New England	11	5	0	.688
Jets	**10**	**6**	**0**	**.625**
Miami	8	8	0	.500
Buffalo	4	12	0	.250
Indianapolis	3	13	0	.188

SCORE BY QUARTER

Jets	54	181	30	93	6	**364**
Opp.	55	91	95	145	0	**386**

TEAM STATISTICS

	Jets	Opp.
Total First Downs	**319**	**349**
By Rushing	104	92
By Passing	191	216
By Penalty	24	41
Third Down: Md/Att.	88/227	100/233
Third Down: Eff.	38.8	42.9
Fourth Down: Md/Att.	7/17	7/21
Fourth Down: Eff.	41.2	33.3
Total Net Yards	**5,375**	**6,050**
Avg. per Game	335.9	378.1
Total Offensive Plays	1,072	1,081
Avg. per Play	5	5.6
Net Yards Rushing	**1,729**	**1,661**
Total Rushing Plays	490	450
Avg. per Rush	3.5	3.7
Avg. per Game	108.1	103.8
Net Yards Passing	**3,646**	**4,389**
Avg. per Game	227.9	274.3
Sacked/Yards Lost	45/386	28/178
Gross Yards Passing	4,032	4,567
Att./Completions	537/334	603/348
Completion Pct.	62.2	57.7
Had Intercepted	21	20
Time of Possession	**29:51**	**30:09**
Punts/Avg	**85/39.4**	**75/39.7**
Punt Return/Avg.	**8.7**	**4.6**
Net Punting Avg.	**85/36.1**	**75/31.9**
Penalties/Yards	**131/981**	**102/795**
Fumbles/Lost	**37/16**	**48/18**
Touchdowns	**45**	**48**
Rushing	16	12
Passing	27	35
Returns	2	1

RUSHING

Player	No	Yds	Avg	Lg	TD
McNeil	214	856	4.0	40	5
Hector	164	605	3.7	41	8
Paige	47	109	2.3	9	2
Bligen	20	65	3.3	10	1
O'Brien	17	46	2.7	11	0
Ryan	8	28	3.5	18	0
Barber	11	27	2.5	8	0
Faaola	3	5	1.7	2	0
Townsell	1	2	2.0	2	0
Jennings	1	0	0.0	0	0
Toon	2	-3	-1.5	2	0
Sohn	2	-11	-5.5	-3	0
Jets	**490**	**1,729**	**3.5**	**41**	**16**
Opp.	**450**	**1,661**	**3.7**	**54t**	**12**

RECEIVING

Player	No	Yds	Avg	Lg	TD
Toon	85	1,176	13.8	62t	8
Shuler	69	675	9.8	36t	4
Walker	49	1,016	20.7	83t	12
McNeil	49	410	8.4	26	1
Hector	33	302	9.2	23	0
Paige	18	121	6.7	18	0
Klever	15	150	10.0	21	0
Sohn	8	129	16.1	24t	2
Barber	5	36	7.2	16	0
Bligen	2	6	3.0	4	0
Townsell	1	11	11.0	11	0
Jets	**334**	**4,032**	**12.1**	**83t**	**27**
Opp.	**348**	**4,567**	**13.0**	**69t**	**35**

INTERCEPTIONS

Player	No	Yds	Avg	Lg	TD
Holmes	6	29	4.8	28	0
Lyles	5	36	7.2	22	0
Lynn	5	36	7.2	26	0
Clifton	2	8	4.0	7	0
Hamilton	1	29	29.0	29	0
Crable	1	26	26.0	26	0
Jets	**20**	**164**	**8.2**	**29**	**0**
Opp.	**21**	**230**	**11.0**	**67t**	**1**

PUNTING

Player	No	Yds	Avg	Net	Tb	In	Lg	Blk
Jennings	85	3,353	39.4	36.1	6	27	55	0
Jets	**85**	**3,353**	**39.4**	**36.1**	**6**	**27**	**55**	**0**
Opp.	**75**	**2,977**	**39.7**	**31.9**	**12**	**11**	**71**	**1**

PUNT RETURN

Player	No	FC	Yds	Avg	Lg	TD
Sohn	35	8	289	8.3	27	0
Townsell	4	1	52	13.0	28	0
Jets	**39**	**9**	**341**	**8.7**	**28**	**0**
Opp.	**36**	**17**	**165**	**4.6**	**40**	**0**

SCORING

Player	TD	Ru	Pa	Rt	PAT	FG	S	TP
Leahy	0	0	0	0	44/44	16/19	0	92
Walker	12	0	12	0	-	-	0	72
Hector	8	8	0	0	-	-	0	48
Toon	8	0	8	0	-	-	0	48
McNeil	6	5	1	0	-	-	0	36
Shuler	4	0	4	0	-	-	0	24
Paige	2	2	0	0	-	-	0	12
Sohn	2	0	2	0	-	-	0	12
Humphery	1	0	0	1	-	-	1	8
Bligen	1	1	0	0	-	-	0	6
Townsell	1	0	0	1	-	-	0	6
Jets	**45**	**16**	**27**	**2**	**44/44**	**16/19**	**1**	**364**
Opp.	**48**	**12**	**35**	**1**	**48/48**	**16/27**	**1**	**386**

KICK RETURNS

Player	No	Yds	Avg	Lg	TD
Humphery	28	655	23.4	96t	1
Townsell	13	322	24.8	93t	1
Harper	7	71	10.1	19	0
Sohn	7	124	17.7	36	0
Rudolph	3	17	5.7	10	0
Baldwin	2	3	1.5	4	0
Shuler	2	-3	-1.5	0	0
Lynn	1	0	0.0	0	0
Jets	**63**	**1,189**	**18.9**	**96t**	**2**
Opp.	**62**	**1,307**	**21.1**	**52**	**0**

FIELD GOALS

Player	1-19	20-29	30-39	40-49	50+
Leahy	1-1	5-5	4-4	5-8	1-1
Jets	**1-1**	**5-5**	**4-4**	**5-8**	**1-1**
Opp.	**1-1**	**4-5**	**5-5**	**5-12**	**1-4**

Leahy: () (33G,47G) (32G) (34G,48G,47G,24G) () (47G) (27G,25G) (46N) (50G) (45N,43B) (32G) (45G) (25G) (22G) (18G) ()

Opponents: (19G) (45G,49N,42G) (44G) (48N) (23G,32G) (26G,45N) (47G) (26G,53G,28G) (43N) (44N,43N) (54N,56N) (39G) (38G,50N,29N) (47N,33G) (36G) (43G)

USUAL STARTER

Offense		Defense	
WR	A. Toon	LE	M. Lyons
LT	J. Sweeney	NT	J. Klecko
LG	T. Banker	RE	B. Bennett
C	J. Fields	LOLB	A. Gordon
RG	D. Alexander	LILB	T. Benson
RT	R.McElroy/G. King	RILB	K. Clifton
TE	M. Shuler	ROLB	B. Crable
WR	W. Walker	LCB	J. Holmes
QB	K. O'Brien	RCB	C. Howard
RB	F. McNeil	SS	R. Miano
FB	T. Paige	FS	H. Hamilton

Pro Bowl: TE Mickey Shuler, WR Al Toon

PASSING

Player	Att	Cmp	Yards	Cmp%	Yds/Att	TD	TD%	Int	Int%	Lg	Sk/Yds	Rating
O'Brien	482	300	3,690	62.2	7.66	25	5.2	20	4.1	83t	40/353	85.8
Ryan	55	34	342	61.8	6.22	2	3.6	1	1.8	36	5/33	84.1
Jets	**537**	**334**	**4,032**	**62.2**	**7.51**	**27**	**5**	**21**	**3.9**	**83t**	**45/386**	**85.7**
Opp.	**603**	**348**	**4,567**	**57.7**	**7.57**	**35**	**5.8**	**20**	**3.3**	**69t**	**28/178**	**87.3**

Coaching Staff: Bud Carson, Defensive Coordinator; **Rich Kotite**, Offensive Coordinator/Receivers; **Zeke Bratkowski**, Quarterbacks Coach; **Ray Callahan**, Defensive Line; **Mike Faulkiner**, Special Ass't. to the head Coach; **Bobby Hammond**, Running Backs Coach; **Larry Pasquale**, Special Teams; **Dan Radakovich**, Offensive Line; **Jim Vechiarella**, Linebackers.

1987 SEASON (6-9)

Head Coach: Joe Walton - Fifth in AFC East
Home Stadium: The Meadowlands

Date	W-L	Score	Opponents	Attendance
9/13	W	31-28	at Buffalo	75,718
9/21	W	43-24	New England	70,847
10/4	L	24-38	Dallas	12,370
10/11	L	0-6	at Indianapolis	34,927
10/18	W	37-31	Miami (OT)	18,249
10/25	L	16-17	at Washington	53,497
11/1	L	14-19	Indianapolis	60,863
11/9	W	30-14	Seattle	60,452
11/15	W	16-9	at Kansas City	40,718
11/22	L	14-17	Buffalo	58,407
11/29	W	27-20	Cincinnati	41,135
12/7	L	28-37	at Miami	58,879
12/13	L	20-42	at New England	60,617
12/20	L	27-38	Philadelphia	30,572
12/27	L	7-20	at New York Giants	68,318

1987 AFC EAST STANDINGS

Indianapolis	9	6	0	.600
New England	8	7	0	.533
Miami	8	7	0	.533
Buffalo	7	8	0	.467
Jets	**6**	**9**	**0**	**.400**

SCORE BY QUARTER

Jets	32	95	68	133	6	**334**
Opp.	58	129	105	68	0	**360**

TEAM STATISTICS

	Jets	Opp.
Total First Downs	**292**	**300**
By Rushing	97	117
By Passing	169	153
By Penalty	26	30
Third Down: Md/Att.	95/234	81/210
Third Down: Eff.	40.6	38.6
Fourth Down: Md/Att.	10/21	4/8
Fourth Down: Eff.	47.6	50
Total Net Yards	**4,630**	**5,041**
Avg. per Game	308.7	336.1
Total Offensive Plays	1041	993
Avg. per Play	4.4	5.1
Net Yards Rushing	**1,671**	**1,835**
Total Rushing Plays	458	476
Avg. per Rush	3.6	3.9
Avg. per Game	111.4	122.3
Net Yards Passing	**2,959**	**3,206**
Avg. per Game	197.3	213.7
Sacked/Yards Lost	66/443	29/206
Gross Yards Passing	3,402	3,412
Att./Completions	517/302	488/260
Completion Pct.	58.4	53.3
Had Intercepted	15	18
Time of Possession	**30:28**	**29:32**
Punts/Avg.	**82/37.1**	**80/38.4**
Punt Return/Avg.	**11.8**	**4.9**
Net Punting Avg.	**82/33.5**	**80/31.0**
Penalties/Yards	**135/1,055**	**96/881**
Fumbles/Lost	**33/19**	**23/11**
Touchdowns	**39**	**43**
Rushing	17	15
Passing	18	27
Returns	4	1

Coaching Staff: Bud Carson, Defensive Coordinator / Secondary; **Rich Kotite**, Offensive Coordinator / Wide Receivers; **Zeke Bratkowski**, Quarterbacks; **Ray Callahan**, Defensive Line; **Mike Faulkner**, Special Asst. to the Head Coach; **Bobby Hammond**, Running Backs; **Larry Pasquale**, Special Teams; **Dan Radakovich**, Offensive Line; **Jim Vechiarella**, Linebackers.

RUSHING

Player	No	Yds	Avg	Lg	TD
McNeil	121	530	4.4	30	0
Hector	111	435	3.9	20t	11
Vick	77	257	3.3	14	1
E. Hunter	48	169	3.5	23	0
Bligen	31	128	4.1	15	1
O'Brien	30	61	2.0	11	0
Faaola	14	43	3.1	18	2
Chirico	12	22	1.8	4	1
D. Foster	1	9	9.0	9	0
Norrie	5	5	1.0	2	0
Ryan	4	5	1.3	8t	1
Jennings	2	5	2.5	4	0
Briggs	1	4	4.0	4	0
Townsell	1	-2	-2.0	-2	0
Jets	**458**	**1,671**	**3.6**	**32**	**17**
Opp.	**476**	**1,835**	**3.9**	**35**	**15**

RECEIVING

Player	No	Yds	Avg	Lg	TD
Toon	68	976	14.4	58t	5
Shuler	43	434	10.1	32t	3
Hector	32	249	7.8	27	0
McNeil	24	262	10.9	57	1
Sohn	23	261	11.3	31	2
Harper	18	225	12.5	35t	1
Holman	15	155	10.3	30	0
Klever	14	152	10.9	30	0
Vick	13	108	8.3	23	0
Bligen	11	81	7.4	19	0
Walker	9	190	21.1	59	1
S. Hunter	6	50	8.3	12	1
E. Hunter	5	24	4.8	8t	2
E. Riley	4	42	10.5	16	0
Townsell	4	37	9.3	11	0
Chirico	4	18	4.5	8	0
T. Sweet	3	45	15.0	22	0
Griggs	2	17	8.5	13	1
Kurisko	1	41	41.0	41t	1
Faaola	1	16	16.0	16	0
Gaffney	1	10	10.0	10	0
D. Foster	1	9	9.0	9	0
Jets	**302**	**3,402**	**11.3**	**59**	**18**
Opp.	**260**	**3,412**	**13.1**	**57**	**27**

INTERCEPTIONS

Player	No	Yds	Avg	Lg	TD
Howard	3	29	9.7	29	0
Hamilton	3	25	8.3	25	0
Miano	3	24	8.0	21	0
Radachowsky	2	45	22.5	45	0
Robinson	1	38	38.0	38	0
Heath	1	35	35.0	35	0
Holmes	1	20	20.0	20	0
Haslett	1	9	9.0	9	0
Crable	1	8	8.0	8	0
Marc Hogan	1	5	5.0	5	0
Rose	1	1	1.0	1	0
Jets	**18**	**239**	**13.3**	**45**	**0**
Opp.	**15**	**210**	**14.0**	**44**	**0**

PUNTING

Player	No	Yds	Avg	Net	Tb	In	Lg	Blk
Jennings	64	2,444	38.2	34.8	6	12	58	0
O'Connor	18	602	33.4	28.9	1	2	47	0
Jets	**82**	**3,046**	**37.1**	**33.5**	**7**	**14**	**58**	**0**
Opp.	**80**	**3,073**	**38.4**	**31**	**5**	**17**	**67**	**0**

PUNT RETURN

Player	No	FC	Yds	Avg	Lg	TD
Townsell	32	11	381	11.9	91t	1
Harper	4	1	93	23.3	78t	1
D. Foster	2	0	8	4.0	4	0
R. Smith	2	0	9	4.5	7	0
Sohn	1	0	6	6.0	6	0
Jets	**42**	**12**	**497**	**11.8**	**91t**	**2**
Opp.	**33**	**22**	**162**	**4.9**	**15**	**0**

SCORING

Player	TD	Ru	Pa	Rt	PAT	FG	S	TP
Leahy	0	0	0	0	31/31	18/22	0	85
Hector	11	11	0	0	-	-	0	66
Toon	5	0	5	0	-	-	0	30
Shuler	3	0	3	0	-	-	0	18
Ragusa	0	0	0	0	7/7	2/4	0	13
Faaola	2	2	0	0	-	-	0	12
Harper	2	0	1	1	-	-	0	12
E. Hunter	2	0	2	0	-	-	0	12
Sohn	2	0	2	0	-	-	0	12
Bligen	1	1	0	0	-	-	0	6
Chirico	1	1	0	0	-	-	0	6
Griggs	1	0	1	0	-	-	0	6
Humphery	1	0	0	1	-	-	0	6
S. Hunter	1	0	1	0	-	-	0	6
Kurisko	1	0	1	0	-	-	0	6
McNeil	1	0	1	0	-	-	0	6
Miano	1	0	0	1	-	-	0	6
Ryan	1	1	0	0	-	-	0	6
Townsell	1	0	0	1	-	-	0	6
Vick	1	1	0	0	-	-	0	6
Walker	1	0	1	0	-	-	0	6
Lyons	0	0	0	0	-	-	1	2
Jets	**39**	**17**	**18**	**4**	**38/38**	**20/26**	**1**	**334**
Opp.	**43**	**15**	**27**	**1**	**42/43**	**20/29**	**0**	**360**

KICK RETURNS

Player	No	Yds	Avg	Lg	TD
Townsell	31	601	19.4	40	0
Humphery	21	510	24.3	48	0
Sohn	9	159	17.7	27	0
Harper	7	114	16.3	32	0
Faaola	2	9	4.5	7	0
Barber	1	11	11.0	11	0
Rose	1	0	0.0	0	0
Jets	**72**	**1,404**	**19.5**	**48**	**0**
Opp.	**70**	**1,491**	**21.3**	**56**	**0**

FIELD GOALS

Player	1-19	20-29	30-39	40-49	50+
Leahy	0-0	11-11	5-6	2-4	0-1
Ragusa	0-0	1-1	1-2	0-1	0-0
Jets	**0-0**	**12-12**	**6-8**	**2-5**	**0-1**
Opp.	**3-3**	**4-6**	**9-10**	**4-10**	**0-0**

Leahy: (29G) (22G,34G) () () () (33G,23G,62N,21G) () (35G,36G,26G) (39G,24G,49N,21G) (44N) (24G,23G) () (42G,24G) (42G,29G) (38N) Ragusa: () () (20G) (33N,46N) (34G) () () () () () () () () () () ()

Opponents: () (32G,48N) (33G) (35G,25G,42N,42N) (19G) (40N,28G) (36G,45G,28N,38G,33G) () (42G,43G,18G) (42G) (31G,46B,35G) (18G) () (38G,39N) (29G,23G,22N,48N)

USUAL STARTER

Offense		Defense	
WR	A. Toon	LE	M. Lyons
LT	J. Sweeney	NT	J. Klecko
LG	T. Banker	RE	B. Bennett
C	G. Bingham	LOLB	A. Gordon
RG	D. Alexander	LILB	T. Benson
RT	R. McElroy	RILB	K. Clifton
TE	M. Shuler	ROLB	B. Crable
WR	K. Sohn	LCB	J. Holmes
QB	K. O'Brien	RCB	C. Howard
RB	F. McNeil	SS	R. Miano
FB	R. Vick	FS	H. Hamilton

Pro Bowl: WR Al Toon

PASSING

Player	Att	Cmp	Yards	Cmp%	Yds/Att	TD	TD%	Int	Int%	Lg	Sk/Yds	Rating
O'Brien	393	234	2,696	59.5	6.86	13	3.3	8	2	59	50/364	82.8
Norrie	68	35	376	51.5	5.53	1	1.5	4	5.9	41t	15/72	48.4
Ryan	55	32	314	60.4	5.92	4	7.5	2	3.8	35t	1/7	86.5
Briggs	2	0	0	0	0	0	0	1	50	0	0/0	0
Jennings	1	1	16	100	16	0	0	0	0	16	0/0	118.8
Jets	**517**	**302**	**3,402**	**58.4**	**6.58**	**18**	**3.5**	**15**	**2.9**	**59**	**66/443**	**77.7**
Opp.	**488**	**260**	**3,412**	**53.3**	**6.99**	**27**	**5.5**	**18**	**3.7**	**57**	**29/206**	**78.7**

1988 SEASON (8-7-1)

Head Coach: Joe Walton - Fourth in AFC East
Home Stadium: The Meadowlands

Date	W-L	Score	Opponents	Attendance
9/4	L	3-28	at New England	44,027
9/11	W	23-3	at Cleveland	74,434
9/18	W	45-3	Houston	64,683
9/25	W	17-10	at Detroit	29,250
10/2	T	17-17	Kansas City (OT)	66,110
10/9	L	19-36	at Cincinnati	57,482
10/17	L	14-37	Buffalo	70,218
10/23	W	44-30	at Miami	68,292
10/30	W	24-20	Pittsburgh	64,682
11/6	L	14-38	at Indianapolis	59,233
11/13	L	13-14	New England	48,358
11/20	L	6-9	at Buffalo (OT)	78,389
11/27	W	38-34	Miami	52,752
12/4	L	34-38	at Kansas City	30,059
12/10	W	34-16	Indianapolis	46,284
12/18	W	27-21	New York Giants	69,770

1988 AFC EAST STANDINGS

Buffalo	12	4	0	.750
Indianapolis	9	7	0	.563
New England	9	7	0	.563
Miami	6	10	0	.375

SCORE BY QUARTER

Jets	78	125	72	97	0	**372**
Opp.	86	64	104	97	3	**354**

TEAM STATISTICS

	Jets	Opp.
Total First Downs	**331**	**310**
By Rushing	118	123
By Passing	181	162
By Penalty	32	25
Third Down: Md/Att.	97/233	87/214
Third Down: Eff.	41.6	40.7
Fourth Down: Md/Att.	7/17	11/21
Fourth Down: Eff.	41.2	52.4
Total Net Yards	**5,215**	**5,633**
Avg. per Game	325.9	352.1
Total Offensive Plays	1,094	1,038
Avg. per Play	4.8	5.4
Net Yards Rushing	**2,132**	**2,124**
Total Rushing Plays	514	517
Avg. per Rush	4.1	4.1
Avg. per Game	133.3	132.8
Net Yards Passing	**3,083**	**3,509**
Avg. per Game	192.7	219.3
Sacked/Yards Lost	42/291	45/314
Gross Yards Passing	3,374	3,823
Att./Completions	538/299	476/244
Completion Pct.	55.6	51.3
Had Intercepted	11	24
Time of Possession	**31:24**	**29:32**
Punts/Avg.	**85/38.9**	**72/38.1**
Punt Return/Avg.	**11**	**5.9**
Net Punting Avg.	**85/34.2**	**72/30.9**
Penalties/Yards	**115/931**	**89/757**
Fumbles/Lost	**32/16**	**35/16**
Touchdowns	**43**	**43**
Rushing	19	15
Passing	20	28
Returns	4	0

RUSHING

Player	No	Yds	Avg	Lg	TD
McNeil	219	944	4.3	28	6
Hector	137	561	4.1	19	10
Vick	128	540	4.2	17	3
O'Brien	21	25	1.2	17	0
Ryan	5	22	4.4	15	0
Faaola	1	13	13.0	13	0
Walker	1	12	12.0	12	0
Leahy	1	10	10.0	10	0
Toon	1	5	5.0	5	0
Jets	**514**	**2,132**	**4.1**	**28**	**19**
Opp.	**517**	**2,124**	**4.1**	**38**	**15**

RECEIVING

Player	No	Yds	Avg	Lg	TD
Toon	93	1,067	11.5	42	5
Shuler	70	805	11.5	42t	5
McNeil	34	288	8.5	25	1
Walker	26	551	21.2	50t	7
Hector	26	237	9.1	30	0
Vick	19	120	6.3	17	0
Griggs	14	133	9.5	21	0
Sohn	7	66	9.4	17	2
Dunn	6	67	11.2	26	0
Townsell	4	40	10.0	19	0
Jets	**299**	**3,374**	**11.3**	**50t**	**20**
Opp.	**244**	**3,823**	**15.7**	**80t**	**28**

INTERCEPTIONS

Player	No	Yds	Avg	Lg	TD
McMillan	8	168	21.0	55t	2
Hasty	5	20	4.0	16	0
Booty	3	0	0.0	0	0
Howard	2	0	0.0	0	0
Miano	2	0	0.0	0	0
Zordich	1	35	35.0	35t	1
McArthur	1	3	3.0	3	0
Benson	1	2	2.0	2	0
Humphery	1	0	0.0	0	0
Jets	**24**	**228**	**9.5**	**55t**	**3**
Opp.	**11**	**126**	**11.5**	**35**	**0**

PUNTING

Player	No	Yds	Avg	Net	Tb	In	Lg	Blk
Prokop	85	3,310	38.9	34.2	10	26	64	0
Jets	**85**	**3,310**	**38.9**	**34.2**	**10**	**26**	**64**	**0**
Opp.	**72**	**2,742**	**38.1**	**30.9**	**5**	**13**	**66**	**1**

PUNT RETURNS

Player	No	FC	Yds	Avg	Lg	TD
Townsell	35	9	409	11.7	59t	1
Sohn	3	1	9	3.0	5	0
Jets	**38**	**10**	**418**	**11.0**	**59t**	**1**
Opp.	**34**	**9**	**201**	**5.9**	**24**	**0**

SCORING

Player	TD	Ru	Pa	Rt	PAT	FG	S	TP
Leahy	0	0	0	0	43/43	23/28	0	112
Hector	10	10	0	0	-	-	0	60
McNeil	7	6	1	0	-	-	0	42
Walker	7	0	7	0	-	-	0	42
Shuler	5	0	5	0	-	-	0	30
Toon	5	0	5	0	-	-	0	30
Vick	3	3	0	0	-	-	0	18
McMillan	2	0	0	2	-	-	0	12
Sohn	2	0	2	0	-	-	0	12
Townsell	1	0	0	1	-	-	0	6
Zordich	1	0	0	1	-	-	0	6
Lyons	0	0	0	0	-	-	1	2
Jets	**43**	**19**	**20**	**4**	**43/43**	**23/28**	**1**	**372**
Opp.	**43**	**15**	**28**	**0**	**36/43**	**20/30**	**0**	**354**

KICK RETURNS

Player	No	Yds	Avg	Lg	TD
Townsell	31	601	19.4	40	0
Humphery	21	510	24.3	48	0
Sohn	9	159	17.7	27	0
Harper	7	114	16.3	32	0
Faaola	2	9	4.5	7	0
Barber	1	11	11.0	11	0
Rose	1	0	0.0	0	0
Jets	**72**	**1,404**	**19.5**	**48**	**0**
Opp.	**70**	**1,491**	**21.3**	**56**	**0**

FIELD GOALS

Player	1-19	20-29	30-39	40-49	50+
Leahy	0-0	9-9	7-8	7-10	0-1
Jets	**0-0**	**9-9**	**7-8**	**7-10**	**0-1**
Opp.	**0-0**	**8-9**	**8-11**	**3-9**	**1-1**

Leahy: (29G) (22G,29G,23G,49N) (47G) (39G,33N) (23G,44N) (30G) () (33G,38G,28G) (41G) (51B) (47G,48G) (23G,40B,40G) (29G) 33G,32G) (35G,46G) (41G,20G)

Opponents: (39G,24G,47G,47N) (47G) (30G,48N,26N) (39G) (34G) (30B,25G) (30G,25G) (30G,34G,28G) (36G,37N) (25G,21G) (51G,48N) () (25G,47N,26G,30G) () (43B,21G) (45G) (31N,49N)

USUAL STARTERS

Offense		Defense	
WR	A. Toon	LE	M. Gastineau
LT	J. Criswell	NT	S. Mersereau
LG	M. Haight	RE	M. Lyons
C	J. Sweeney	LOLB	A. Gordon
RG	D. Alexander	LILB	T. Benson
RT	R. McElroy	RILB	K. Clifton
TE	M. Shuler	ROLB	K. McArthur
WR	W. Walker	LCB	B. Humphery
QB	K. O'Brien	RCB	J. Hasty
RB	F. McNeil	SS	R. Miano
FB	R. Vick	FS	E. McMillan

Pro Bowl: FS Erik McMillan, TE Mickey Shuler, WR Al Toon

PASSING

Player	Att	Cmp	Yards	Cmp%	Yds/Att	TD	TD%	Int	Int%	Lg	Sk/Yds	Rating
O'Brien	424	236	2,567	55.7	6.05	15	3.5	7	1.7	50t	37/267	78.6
Ryan	113	63	807	55.8	7.14	5	4.4	4	3.5	42t	5/24	78.3
Hector	1	0	0	0	0	0	0	0	0	0	0/0	39.6
Jets	**538**	**299**	**3,374**	**55.6**	**6.27**	**20**	**3.7**	**11**	**2**	**50t**	**42/291**	**78.4**
Opp.	**476**	**244**	**3,823**	**51.3**	**8.03**	**28**	**5.9**	**24**	**5**	**80t**	**45/314**	**76.9**

Coaching Staff: Bud Carson, Defensive Coordinator; **Rich Kotite**, Offensive Coordinator/Wide Receivers; **Zeke Bratkowski**, Quarterbacks; **Wallace Chambers**, Defensive Line; **Mike Faulkiner**, Secondary; **Bobby Hammond**, Running Backs; **Larry Pasquale**, Special Teams; **Dan Radakovich**, Offensive Line; **Jim Vechiarella**, Linebackers; **Ray Calahan**, Quality Control.

1989 SEASON (4-12)

Head Coach: Joe Walton - Fifth in AFC East
Home Stadium: The Meadowlands

Date	W-L	Score	Opponents	Attendance
9/10	L	24-27	New England	64,541
9/17	L	24-38	at Cleveland	73,516
9/24	W	40-33	at Miami	65,908
10/1	L	10-17	Indianapolis	65,542
10/9	L	7-14	L.A. Raiders	68,040
10/15	L	14-29	at New Orleans	59,521
10/22	L	3-34	at Buffalo	76,811
10/29	L	10-23	San Francisco	62,805
11/5	W	27-26	at New England	53,366
11/12	L	23-31	Miami	65,923
11/19	L	10-27	at Indianapolis	58,236
11/26	W	27-7	Atlanta	40,429
12/3	W	20-17	at San Diego	38,954
12/10	L	0-13	Pittsburgh	41,037
12/17	L	14-38	at L.A. Rams	53,063
12/23	L	0-37	Buffalo	21,148

1989 AFC EAST STANDINGS

Buffalo	9	7	0	.563
Indianapolis	8	8	0	.500
Miami	8	8	0	.500
New England	5	11	0	.313
Jets	**4**	**12**	**0**	**.250**

SCORE BY QUARTER

Jets	37	74	60	82	**253**
Opp.	53	133	119	106	**411**

TEAM STATISTICS

	Jets	Opp.
Total First Downs	**292**	**328**
By Rushing	91	127
By Passing	189	178
By Penalty	12	23
Third Down: Md/Att.	68/210	82/213
Third Down: Eff.	32.4	38.5
Fourth Down: Md/Att.	7/15	7/16
Fourth Down: Eff.	46.7	43.8
Total Net Yards	**5,011**	**5,994**
Avg. per Game	313.2	374.6
Total Offensive Plays	1032	1059
Avg. per Play	4.9	5.7
Net Yards Rushing	**1,596**	**2,136**
Total Rushing Plays	400	517
Avg. per Rush	4	4.1
Avg. per Game	99.8	133.5
Net Yards Passing	**3,415**	**3,858**
Avg. per Game	213.4	241.1
Sacked/Yards Lost	62/477	28/177
Gross Yards Passing	3,892	4,035
Att./Completions	570/338	514/282
Completion Pct.	59.3	54.9
Had Intercepted	24	15
Time of Possession	**29:16**	**30:44**
Punts/Avg	**87/39.4**	**69/39.8**
Punt Return/Avg.	**9.1**	**7.6**
Net Punting Avg.	**87/35.5**	**69/33.7**
Penalties/Yards	**116/953**	**90/675**
Fumbles/Lost	**32/17**	**32/9**
Touchdowns	**30**	**50**
Rushing	11	16
Passing	14	31
Returns	5	3

RUSHING

Player	No	Yds	Avg	Lg	TD
Hector	177	702	4.0	24	3
Vick	112	434	3.9	39t	5
McNeil	80	352	4.4	19t	2
A.B. Brown	12	63	5.3	17	0
O'Brien	9	18	2.0	5	0
Mackey	2	3	1.5	5	0
Prokop	1	17	17.0	17t	1
Epps	1	14	14.0	14	0
Harper	1	3	3.0	3	0
Malone	1	0	0.0	0	0
Eason	1	0	0.0	0	0
Ryan	1	-1	-1.0	-1	0
Burkett	1	-4	-4.0	-4	0
Lageman	1	-5	-5.0	-5	0
Jets	**400**	**1,596**	**4.0**	**39t**	**11**
Opp.	**517**	**2,136**	**4.1**	**40t**	**16**

RECEIVING

Player	No	Yds	Avg	Lg	TD
Toon	63	693	11.0	37t	2
Townsell	45	787	17.5	63t	5
Hector	38	330	8.7	32	2
Vick	34	241	7.1	21	2
McNeil	31	310	10.0	25t	1
Shuler	29	322	11.1	22	0
Neubert	28	302	10.8	35t	1
Burkett	21	278	13.2	30	1
Griggs	9	112	12.4	23	0
Werner	8	115	14.4	36	0
Epps	8	108	13.5	21	0
Walker	8	89	11.1	31	0
Harper	7	127	18.1	48	0
A.B. Brown	4	10	2.5	6	0
Dressel	3	55	18.3	43	0
Dunn	2	13	6.5	8	0
Jets	**338**	**3,892**	**11.5**	**63t**	**14**
Opp.	**282**	**4,035**	**14.3**	**78t**	**31**

INTERCEPTION

Player	No	Yds	Avg	Lg	TD
McMillan	6	180	30.0	92t	1
Hasty	5	62	12.4	34t	1
Booty	1	13	13.0	13	0
Mersereau	1	4	4.0	4	0
Gordon	1	2	2.0	2	0
Glenn	1	0	0.0	0	0
Jets	**15**	**261**	**17.4**	**92t**	**2**
Opp.	**24**	**282**	**11.8**	**87t**	**2**

PUNTING

Player	No	Yds	Avg	Net	Tb	In	Lg	Blk
Prokop	87	3,426	39.4	35.5	4	29	76	0
Jets	**87**	**3,426**	**39.4**	**35.5**	**4**	**29**	**76**	**0**
Opp.	**69**	**2,746**	**39.8**	**33.7**	**6**	**18**	**59**	**1**

PUNT RETURNS

Player	No	FC	Yds	Avg	Lg	TD
Townsell	33	12	299	9.1	30	0
Jets	**33**	**12**	**299**	**9.1**	**30**	**0**
Opp.	**34**	**22**	**257**	**7.6**	**49t**	**1**

SCORING

Player	TD	Ru	Pa	Rt	PAT	FG	S	TP
Leahy	0	0	0	0	29/30	14/21	0	71
Vick	7	5	2	0	-	-	0	42
Hector	5	3	2	0	-	-	0	30
Townsell	5	0	5	0	-	-	0	30
McMillan	3	0	0	3	-	-	0	18
McNeil	3	2	1	0	-	-	0	18
Toon	2	0	2	0	-	-	0	12
Burkett	1	0	1	0	-	-	0	6
Hasty	1	0	0	1	-	-	0	6
Neubert	1	0	1	0	-	-	0	6
Prokop	1	1	0	0	-	-	0	6
Radachowsky	1	0	0	1	-	-	0	6
Jets	**30**	**11**	**14**	**5**	**29/30**	**14/21**	**1**	**253**
Opp.	**50**	**16**	**31**	**3**	**46/49**	**21/31**	**1**	**411**

KICK RETURNS

Player	No	Yds	Avg	Lg	TD
Townsell	34	653	19.2	69	0
Humphery	24	414	17.3	52	0
Epps	9	154	17.1	43	0
Dixon	4	67	16.8	21	0
Nichols	2	9	4.5	7	0
Washington	1	11	11.0	11	0
Byrd	1	1	1.0	1	0
Jets	**75**	**1,309**	**17.5**	**69**	**0**
Opp.	**47**	**1,029**	**21.9**	**49**	**0**

FIELD GOALS

Player	1-19	20-29	30-39	40-49	50+
Leahy	1-1	6-7	3-4	4-8	0-1
Jets	**1-1**	**6-7**	**3-4**	**4-8**	**0-1**
Opp.	**0-0**	**8-8**	**5-10**	**7-10**	**1-3**

Leahy: (40G) (36G,32N,43N) (32G) (26G) () () (41G,52N) (24G) (18G,23G) (38G,20G,22G) (46G,45N) (28G,46G) () (47N,41B) () (29B)

Opponents: () (21G) (41B,21G,20G) (38G) (52N) (42G,29G) (38G,27G,37N) (25G,41G,40G) (47G,43N,26G,39B) (34N,59G,52N) (45G,31G,37N) () (39G,37N) (48N,42G,45G) (37G) (26G)

USUAL STARTERS

Offense		Defense	
WR	A. Toon	LE	P. Frase
LT	J. Criswell	NT	S. Mersereau
LG	M. Haight	RE	R. Stallworth
C	J. Sweeney	LOLB	A. Gordon
RG	D. Alexander	LILB	T. Benson
RT	R. McElroy	RILB	K. Clifton
TE	K. Neubert	ROLB	J. Lageman
WR	J. Townsell	LCB	B. Humphery
QB	K. O'Brien	RCB	J. Hasty
RB	J. Hector	SS	G. Radachowsky
FB	R. Vick	FS	E. McMillan

Pro Bowl: FS Erik McMillan

PASSING

Player	Att	Cmp	Yards	Cmp%	Yds/Att	TD	TD%	Int	Int%	Lg	Sk/Yds	Rating
O'Brien	477	288	3,346	60.4	7.01	12	2.5	18	3.8	57	50/391	74.3
Eason	36	22	255	61.1	7.08	1	2.8	2	5.6	63t	7/42	68.6
Ryan	30	15	153	50	5.1	1	3.3	3	10	25	2/26	36.5
Mackey	25	11	125	44	5	0	0	1	4	22	3/18	42.9
Malone	2	2	13	100	6.5	0	0	0	0	11	0/0	93.8
Jets	**570**	**338**	**3,892**	**59.3**	**6.83**	**14**	**2.5**	**24**	**4.2**	**63t**	**62/447**	**70.6**
Opp.	**514**	**282**	**4,035**	**54.9**	**7.85**	**31**	**6**	**15**	**2.9**	**78t**	**28/177**	**88.5**

Coaching Staff: Ralph Hawkins, Defensive Coordinator; **Rich Kotite**, Offensive Coordinator/Wide Receivers; **Zeke Bratkowski**, Quarterbacks; **Wallace Chambers**, Defensive Line; **Mike Faulkiner**, Secondary; **Bobby Hammond**, Running Backs; **Larry Pasquale**, Special Teams; **Rod Humenuik**, Offensive Line; **Jim Vechiarella**, Linebackers; **Ray Callahan**, Quality Control.

1990 SEASON (6-10)

Head Coach: Bruce Coslet - Fourth in AFC East
Home Stadium: The Meadowlands

Date	W-L	Score	Opponents	Attendance
9/9	L	20-25	at Cincinnati	56,167
9/16	W	24-21	Cleveland	67,354
9/24	L	7-30	Buffalo	69,927
9/30	W	37-13	at New England	36,724
10/7	L	16-20	at Miami	69,678
10/14	L	3-39	San Diego	63,311
10/21	L	27-30	at Buffalo	79,002
10/28	W	17-12	at Houston	56,337
11/4	W	24-9	Dallas	68,068
11/11	L	3-17	Miami	68,362
11/18	L	14-17	at Indianapolis	47,283
11/25	L	7-24	Pittsburgh	57,806
12/2	L	17-38	at San Diego	40,877
12/16	L	21-29	Indianapolis	41,423
12/23	W	42-7	New England	46,641
12/30	W	16-14	at Tampa Bay	46,543

1990 AFC EAST STANDINGS

Buffalo	13	3	0	.813
Miami	12	4	0	.750
Indianapolis	7	9	0	.438
Jets	**6**	**10**	**0**	**.375**
New England	1	15	0	.063

SCORE BY QUARTER

Jets	61	131	46	57	**295**
Opp.	38	100	90	117	**345**

TEAM STATISTICS

	Jets	Opp.
Total First Downs	**295**	**318**
By Rushing	128	112
By Passing	143	186
By Penalty	24	20
Third Down: Md/Att.	74/193	88/199
Third Down: Eff.	38.3	44.2
Fourth Down: Md/Att.	5/21	10/14
Fourth Down: Eff.	23.8	71.4
Total Net Yards	**4,886**	**5,455**
Avg. per Game	305.4	340.9
Total Offensive Plays	967	977
Avg. per Play	5.1	5.6
Net Yards Rushing	**2,127**	**2,018**
Total Rushing Plays	476	423
Avg. per Rush	4.5	4.8
Avg. per Game	132.9	126.1
Net Yards Passing	**2,759**	**3,437**
Avg. per Game	172.4	214.8
Sacked/Yards Lost	40/300	38/308
Gross Yards Passing	3,059	3,745
Att./Completions	451/246	516/311
Completion Pct.	54.5	60.3
Had Intercepted	11	18
Time of Possession	**30:05**	**29:55**
Punts/Avg.	**61/39.3**	**56/41.4**
Punt Return/Avg.	**10.6**	**7.7**
Net Punting Avg.	**61/33.9**	**56/33.6**
Penalties/Yards	**101/848**	**106/876**
Fumbles/Lost	**28/13**	**29/11**
Touchdowns	**32**	**39**
Rushing	16	15
Passing	14	23
Returns	2	1

RUSHING

Player	No	Yds	Avg	Lg	TD
Thomas	123	620	5.0	41	1
Baxter	124	539	4.3	28t	6
F. McNeil	99	458	4.6	29	6
Hector	91	377	4.1	22	2
O'Brien	21	72	3.4	15	0
Eason	7	29	4.1	24	0
Prokop	3	2	0.7	8	0
Taylor	2	20	10	15	1
Mathis	2	9	4.5	10	0
R. Moore	2	-4	-2.0	4	0
A. B. Brown	1	8	8.0	8	0
Wellsandt	1	-3	-3.0	-3	0
Jets	**476**	**2,127**	**4.5**	**41**	**16**
Opp.	**423**	**2,018**	**4.8**	**60**	**15**

RECEIVING

Player	No	Yds	Avg	Lg	TD
Toon	57	757	13.3	46t	6
R. Moore	44	692	15.7	69t	6
Boyer	40	334	8.4	25	1
Thomas	20	204	10.2	55	1
Mathis	19	245	12.9	23	0
F. McNeil	16	230	14.4	59	0
Burkett	14	204	14.6	46	0
Baxter	8	73	9.1	22	0
Hector	8	72	9.0	25	0
Dressel	6	66	11.0	21	0
Dawkins	5	68	13.6	31	0
Wellsandt	5	57	11.4	20	0
Townsell	4	57	14.3	18	0
Jets	**246**	**3,059**	**12.4**	**69t**	**14**
Opp.	**311**	**3,745**	**12.0**	**69t**	**23**

INTERCEPTIONS

Player	No	Yds	Avg	Lg	TD
McMillan	5	92	18.4	25	0
Clifton	3	49	16.3	39	0
B. Washington	3	22	7.3	13	0
Curtis	2	45	22.5	23	0
Hasty	2	0	0.0	0	0
Stargell	2	-3	-1.5	0	0
Mayes	1	0	0.0	0	0
Jets	**18**	**205**	**11.4**	**39**	**0**
Opp.	**11**	**186**	**16.9**	**36**	**0**

PUNTING

Player	No	Yds	Avg	Net	Tb	In	Lg	Blk
Prokop	59	2,363	40.1	34.7	3	18	58	0
Leahy	1	12	12.0	12.0	0	0	12	0
O'Brien	1	23	23.0	11.0	0	0	23	0
Jets	**61**	**2,398**	**39.3**	**33.9**	**3**	**18**	**58**	**0**
Opp.	**56**	**2,321**	**41.4**	**33.6**	**6**	**14**	**69**	**0**

PUNT RETURNS

Player	No	FC	Yds	Avg	Lg	TD
Townsell	17	4	154	9.1	20	0
Mathis	11	7	165	15.0	98t	1
Hasty	1	0	0	0.0	0	0
Odegard	1	0	0	0.0	0	0
Jets	**30**	**11**	**319**	**10.6**	**98t**	**1**
Opp.	**35**	**8**	**269**	**7.7**	**35**	**0**

SCORING

Player	TD	Ru	Pa	Rt	PAT	FG	S	TP
Leahy	0	0	0	0	32/32	23/26	0	101
Baxter	6	6	0	0	-	-	0	36
F. McNeil	6	6	0	0	-	-	0	36
R. Moore	6	0	6	0	-	-	0	36
Toon	6	0	6	0	-	-	0	36
Hector	2	2	0	0	-	-	0	12
Thomas	2	1	1	0	-	-	0	12
Boyer	1	0	1	0	-	-	0	6
Davis	1	0	0	1	-	-	0	6
Mathis	1	0	0	1	-	-	0	6
Taylor	1	1	0	0	-	-	0	6
Byrd	0	0	0	0	-	-	1	2
Jets	**32**	**16**	**14**	**2**	**32/32**	**23/26**	**1**	**295**
Opp.	**39**	**15**	**23**	**1**	**35/38**	**24/32**	**1**	**345**

KICK RETURNS

Player	No	Yds	Avg	Lg	TD
Mathis	43	787	18.3	35	0
Townsell	7	158	22.6	38	0
Odegard	5	89	17.8	25	0
Nichols	2	3	1.5	3	0
A. B. Brown	1	63	63.0	63	0
Boyer	1	14	14.0	14	0
Duffy	1	8	8.0	8	0
Dressel	1	7	7.0	7	0
Jets	**61**	**1,129**	**18.5**	**63**	**0**
Opp.	**61**	**1,185**	**19.4**	**98t**	**1**

FIELD GOALS

Player	1-19	20-29	30-39	40-49	50+
Leahy	2-2	12-12	6-7	3-5	0-0
Jets	**2-2**	**12-12**	**6-7**	**3-5**	**0-0**
Opp.	**0-0**	**5-7**	**10-10**	**9-11**	**0-4**

Leahy: (33G,26G) (47G,47N) () (24G,18G,46G) (25G,19G,30G) (22G) (28G,25G) (32G) (24G) (24G) (32G,21G,29G,40G) () (38G,36N) (40N) () (21G,32G,25G)

Opponents: (43G,42N,44G,37G) () (48G,42G,27G,24B) (46G,40G) () (34G,42G,37G) (29G,24N) (42G,49G,40N,52N) (37G,35G,32G0 (23G,53N) (52N,38G) (33G) (22G) (35G,20G,37G) (50N) ()

USUAL STARTERS

Offense		Defense	
WR	R. Moore	LE	R. Stallworth
LT	J. Criswell	LT	S. Mersereau
LG	M. Haight	RT	D. Byrd
C	J. Sweeney	RE	J. Lageman
RG	T. Matich	LLB	J. Mott
RT	B. Miller	MLB	K. Clifton
TE	M. Boyer	RLB	J. Kelly
WR	A. Toon	LCB	T. Stargell
QB	K. O'Brien	RCB	J. Hasty
RB	B. Thomas	SS	B. Washington
FB	B. Baxter	FS	E. McMillan

PASSING

Player	Att	Cmp	Yards	Cmp%	Yds/Att	TD	TD%	Int	Int%	Lg	Sk/Yds	Rating
O'Brien	411	226	2,855	55	6.95	13	3.2	10	2.4	69t	34/262	77.3
Eason	28	13	155	46.4	5.54	0	0	1	3.6	31	4/35	49
Taylor	10	7	49	70	4.9	1	10	0	0	15	2/3	114.2
Toon	2	0	0	0	0	0	0	0	0	0	0/0	39.6
Jets	**451**	**246**	**3,059**	**54.5**	**6.78**	**14**	**3.1**	**11**	**2.4**	**69t**	**40/300**	**76**
Opp.	**516**	**311**	**3,745**	**60.3**	**7.26**	**23**	**4.5**	**18**	**3.5**	**69t**	**38/308**	**82.9**

Coaching Staff: **Pete Carroll**, Defensive Coordinator; **Larry Beightol**, Offensive Line; **Kippy Brown**, Running Backs; **Joe Daniels**, Quarterbacks; **Ed Donatell**, Defensive Assistant; **Foge Fazio**, Special Teams Coofdinator; **Monte Kiffin**, Linebackers; **Greg Mackrides**, Strength & Conditioning Coordinator; **Chip Myers**, Wide Receivers; **Greg Robinson**, Defensive Line; **Bob Wylie**, Offensive Assistant/Tight Ends.

1991 SEASON (8-8)

Head Coach: Bruce Coslet - Tied for Second in AFC East - Home Stadium: The Meadowlands

Date	W-L	Score	Opponents	Attendance
9/1	W	16-13	Tampa Bay	61,204
9/8	L	13-20	at Seattle	56,770
9/15	L	20-23	Buffalo	65,309
9/2	L	13-19	at Chicago (OT)	65,256
9/29	W	41-23	Miami	71,170
10/6	W	17-14	at Cleveland	71,042
10/13	L	20-23	Houston	70,758
10/20	W	17-6	at Indianapolis	53,025
11/3	W	19-16	Green Bay (OT)	67,435
11/10	L	27-28	Indianapolis	44,792
11/17	W	28-21	at New England	30,743
11/2	W	24-3	San Diego	59,025
12/1	L	13-24	at Buffalo	80,243
12/8	L	20-34	at Detroit	69,304
12/15	L	3-6	New England	55,689
12/22	W	23-20	at Miami (OT)	69,636
			POSTSEASON	
12/29	L	10-17	at Houston	61,485

1991 AFC EAST STANDINGS

Buffalo	13	3	0	.813
Jets	**8**	**8**	**0**	**.500**
Miami	8	8	0	.500
New England	6	10	0	.375
Indianapolis	1	15	0	.063

SCORE BY QUARTER

Jets	93	84	53	78	6	**314**
Opp.	36	78	91	82	6	**293**

TEAM STATISTICS

Total First Downs	**331**	**298**
By Rushing	133	94
By Passing	169	185
By Penalty	29	19
Third Down: Md/Att.	81/214	71/193
Third Down: Eff.	37.9	36.8
Fourth Down: Md/Att.	12/21	10/19
Fourth Down: Eff.	57.1	52.6
Total Net Yards	**5,316**	**4,981**
Avg. per Game	332.3	311.3
Total Offensive Plays	1,059	954
Avg. per Play	5	5.2
Net Yards Rushing	**2,160**	**1,442**
Total Rushing Plays	523	379
Avg. per Rush	4.1	3.8
Avg. per Game	135	90.1
Net Yards Passing	**3,156**	**3,539**
Avg. per Game	197.3	221.2
Sacked/Yards Lost	33/273	35/226
Gross Yards Passing	3,429	3,765
Att./Completions	503/295	540/331
Completion Pct.	58.6	61.3
Had Intercepted	12	18
Time of Possession	**33:25**	**26:35**
Punts/Avg.	**64/39.4**	**56/40.6**
Punt Return/Avg.	**6.8**	**5.7**
Net Punting Avg.	**64/34.6**	**56/35.6**
Penalties/Yards	**103/814**	**93/774**
Fumbles/Lost	**28/13**	**38/19**
Touchdowns	**32**	**31**
Rushing	17	8
Passing	12	21
Returns	3	2

RUSHING

Player	No	Yds	Avg	Lg	TD
Thomas	189	728	3.9	25	3
Baxter	184	666	3.6	31	11
Hector	62	345	5.6	47	0
McNeil	51	300	5.9	58	2
O'Brien	23	60	2.6	13	0
Taylor	7	23	3.3	13	0
A. B. Brown	3	4	1.3	2	1
Mathis	1	19	19.0	19	0
Aguiar	1	18	18.0	18	0
Nagle	1	-1	-1.0	-1	0
Burkett	1	-2	-2.0	-2	0
Jets	**523**	**2,160**	**4.1**	**58**	**17**
Opp.	**379**	**1,442**	**3.8**	**51t**	**8**

RECEIVING

Player	No	Yds	Avg	Lg	TD
Toon	74	963	13.0	32	0
R. Moore	70	987	14.1	53	5
Thomas	30	195	6.5	18	1
Mathis	28	329	11.8	39	1
Burkett	23	327	14.2	50t	4
Dressel	17	122	7.2	22	0
Boyer	16	153	9.6	22	0
Baxter	12	124	10.3	34	0
McNeil	7	56	8.0	13	0
Hector	7	51	7.3	16	0
Whisenhunt	4	34	8.5	16	0
Dawkins	3	38	12.7	24	0
Matich	3	23	7.7	14	1
O'Brien	1	27	27.0	27	0
Jets	**295**	**3,429**	**11.6**	**53**	**12**
Opp.	**331**	**3,765**	**11.4**	**73t**	**21**

INTERCEPTIONS

Player	No	Yds	Avg	Lg	TD
Brim	4	52	13.0	24	0
McMillan	3	168	56.0	83t	2
Hasty	3	39	13.0	39	0
J. Kelly	2	6	3.0	6	0
Mersereau	2	0	0.0	0	0
young	1	15	15.0	15	0
Clifton	1	3	3.0	3	0
Kors	1	0	0.0	0	0
B. Washington	1	0	0.0	0	0
Jets	**18**	**283**	**15.7**	**83t**	**2**
Opp.	**12**	**105**	**8.8**	**40**	**0**

PUNTING

Player	No	Yds	Avg	Net	Tb	In	Lg	Blk
Aguiar	64	2,521	39.4	34.6	7	14	61	0
Jets	**64**	**2,521**	**39.4**	**34.6**	**7**	**14**	**61**	**0**
Opp.	**56**	**2,271**	**40.6**	**35.6**	**6**	**15**	**57**	**1**

PUNT RETURNS

Player	No	FC	Yds	Avg	Lg	TD
Mathis	22	10	154	6.8	25	0
Matich	1	0	3	3.0	3	0
Jets	**23**	**10**	**157**	**6.8**	**25**	**0**
Opp.	**29**	**13**	**164**	**5.7**	**21**	**1**

SCORING

Player	TD	Ru	Pa	Rt	PAT	FG	S	TP
Leahy	0	0	0	0	30/30	26/37	0	108
Baxter	11	11	0	0	-	-	0	66
Burkett	5	0	4	1	-	-	0	30
R. Moore	5	0	5	0	-	-	0	30
Thomas	4	3	1	0	-	-	0	24
McMillan	2	0	0	2	-	-	0	12
McNeil	2	2	0	0	-	-	0	12
Allegre	0	0	0	0	2/2	3/4	0	11
A.B. Brown	1	1	0	0	-	-	0	6
Mathis	1	0	1	0	-	-	0	6
Matich	1	0	1	0	-	-	0	6
Aguiar	0	0	0	0	-	1/2	0	3
Jets	**32**	**17**	**12**	**3**	**32/32**	**30/43**	**0**	**314**
Opp.	**31**	**8**	**21**	**2**	**29/30**	**26/38**	**0**	**293**

KICK RETURNS

Player	No	Yds	Avg	Lg	TD
Mathis	29	599	20.7	50	0
A. B. Brown	10	100	10.0	31	0
Hector	8	172	21.5	53	0
Odegard	6	106	17.7	32	0
Dawkins	2	22	11.0	12	0
P. Kelly	1	4	4.0	4	0
Boyer	1	0	0.0	0	0
Dressel	1	0	0.0	0	0
Jets	**58**	**1,003**	**17.3**	**53**	**0**
Opp.	**60**	**921**	**15.4**	**88t**	**1**

FIELD GOALS

Player	1-19	20-29	30-39	40-49	50+
Leahy	3-3	13-16	9-11	1-5	0-2
Allegre	0-0	1-1	1-1	1-2	0-0
Aguiar	0-0	1-2	0-0	0-0	0-0
Jets	**3-3**	**15-19**	**10-12**	**2-7**	**0-2**
Opp.	**0-0**	**5-6**	**10-13**	**7-14**	**4-5**

Leahy: (48N,30G,25G,40G) (29G,30G) (32G,29G,51N) (19G,37N,28N) (44N,25G,27G) (28G) (21G,52N31G) (19G) (30G,39G,47N,22G,37G) (22N,44N,22G,25G) () (28G) (19G,23G) (30N,22G,25G); (Game 15: 23N);

Aguiar: (Game 15: 23G,27N);

Allegre: (43N,25G,44G,30G)

Opponents: (29G,38G,37N,) (23G,34G,28N) (52G,25G,44G,48N) (33G,45N,44G) (33G,53G,33G) (() (23G) (42G,34G,49N) (53G,41G,34G,42N) () (39N) (53G,46N) (31G) (43G,37G,43N,39B) (45G,41G) (53N,41N,23G,33G)

USUAL STARTERS

Offense		Defense	
WR	R. Moore	LE	M. Washington
LT	J. Criswell	LT	S. Mersereau
LG	D. Cadigan	RT	D. Byrd
C	J. Sweeney	RE	J. Lageman
RG	D. White	LLB	M. Lewis
RT	I. Eatman	MLB	K. Clifton
TE	M. Boyer	RLB	J. Kelly
WR	A. Toon	LCB	M. Brim
QB	K. O'Brien	RCB	J. Hasty
RB	B. Thomas	SS	B. Washington
FB	B. Baxter	FS	L. Young

PASSING

Player	Att	Cmp	Yards	Cmp%	Yds/Att	TD	TD%	Int	Int%	Lg	Sk/Yds	Rating
O'Brien	489	287	3,300	58.7	6.75	10	2	11	2.2	53	33/273	76.6
Taylor	10	5	76	50	7.6	1	10	1	10	51	0/0	69.2
Nagle	2	1	10	50	5	0	0	0	0	10	0/0	64.6
Thomas	1	1	16	100	16	1	100	0	0	16t	0/0	158.3
Toon	1	1	27	100	27	0	0	0	0	27	0/0	118.8
Jets	**503**	**295**	**3,429**	**58.6**	**6.82**	**12**	**2.4**	**12**	**2.4**	**53**	**33/273**	**77.4**
Opp.	**540**	**331**	**3,765**	**61.3**	**6.97**	**21**	**3.9**	**18**	**3.3**	**73t**	**35/226**	**81.3**

Coaching Staff: Pete Carroll, Defensive Coordinator; **Larry Beightol**, Offensive Line; **Kippy Brown**, Running Backs; **Joe Daniels**, Quarterbacks; **Ed Donatell**, Defensive Assistant/Defensive Backs; **Foge Fazio**, Linebackers; **Chip Myers**, Wide Receivers; **Greg Robinson**, Defensive Line; **Bob Wylie**, Offensive Assistant/Tight Ends; **Greg Mackrides**, Strength/Conditioning Coordinator; **Al Roberts**, Special Teams Coordinator.

1992 SEASON (4-12)

Head Coach: Bruce Coslet - Fourth in AFC East
Home Stadium: The Meadowlands

Date	W-L	Score	Opponents	Attendance
9/6	L	17-20	at Atlanta	65,585
9/13	L	10-27	at Pittsburgh	56,050
9/20	L	14-31	San Francisco	71,020
9/27	L	10-18	at L.A. Rams	42,005
10/4	W	30-21	New England	60,180
10/11	L	3-6	at Indianapolis (OT)	48,393
10/26	L	20-24	Buffalo	68,181
11/1	W	26-14	Miami	69,313
11/8	L	16-27	at Denver	74,678
11/15	W	17-14	Cincinnati	60,196
11/22	L	3-24	at New England	27,642
11/29	L	7-23	Kansas City	57,375
12/6	W	24-17	at Buffalo	75,876
12/13	L	6-10	Indianapolis	33,684
12/20	L	17-19	at Miami	68,275
12/26	L	0-20	New Orleans	45,614

1992 AFC EAST STANDINGS

Miami	11	5	0	.688
Buffalo	11	5	0	.688
Indianapolis	9	7	0	.563
Jets	**4**	**12**	**0**	**.250**
New England	2	14	0	.125

SCORE BY QUARTER

Jets	24	80	56	60	0	**220**
Opp.	57	93	58	104	3	**315**

TEAM STATISTICS

	Jets	Opp.
Total First Downs	**252**	**276**
By Rushing	94	110
By Passing	137	146
By Penalty	21	20
Third Down: Md/Att.	65/207	72/201
Third Down: Eff.	31.4	35.8
Fourth Down: Md/Att.	11/28	7/14
Fourth Down: Eff.	39.3	50
Total Net Yards	**4,431**	**4,880**
Avg. per Game	276.9	305
Total Offensive Plays	958	961
Avg. per Play	4.6	5.1
Net Yards Rushing	**1,752**	**1,919**
Total Rushing Plays	424	460
Avg. per Rush	4.1	4.2
Avg. per Game	109.5	119.9
Net Yards Passing	**2,679**	**2,961**
Avg. per Game	167.4	185.1
Sacked/Yards Lost	39/283	36/240
Gross Yards Passing	2,926	3,201
Att./Completions	495/251	465/257
Completion Pct.	50.7	55.3
Had Intercepted	24	21
Time of Possession	**30:24**	**29:36**
Punts/Avg.	**73/41.0**	**70/40.9**
Punt Return/Avg.	**7.7**	**7.3**
Net Punting Avg.	**73/27.6**	**70/35.3**
Penalties/Yards	**107/873**	**82/808**
Fumbles/Lost	**28/15**	**33/18**
Touchdowns	**23**	**35**
Rushing	8	13
Passing	12	19
Returns	3	3

RUSHING

Player	No	Yds	Avg	Lg	TD
Baxter	152	698	4.6	30	6
Thomas	97	440	4.5	19	0
McNeil	43	170	4.0	18	0
Chaffey	27	186	6.9	32	1
Hector	24	67	2.8	14	0
Nagle	24	57	2.4	20	0
A. B. Brown	24	42	1.8	9	0
Graham	14	29	2.1	6	0
O'Brien	8	8	1.0	7	0
Canley	4	9	2.3	4	0
Mathis	3	25	8.3	10t	1
Blake	2	-2	-1.0	1	0
R. Moore	1	21	21.0	21	0
Carpenter	1	2	2.0	2	0
Jets	**424**	**1,752**	**4.1**	**32**	**8**
Opp.	**460**	**1,919**	**4.2**	**54t**	**13**

RECEIVING

Player	No	Yds	Avg	Lg	TD
Burkett	57	724	12.7	37t	1
R. Moore	50	726	14.5	48t	4
Toon	31	311	10.0	32	2
Mathis	22	316	14.4	55t	3
Boyer	19	149	7.8	23	0
Mitchell	16	210	13.1	37t	1
McNeil	16	154	9.6	32	0
Carpenter	13	161	12.4	51	1
Chaffey	7	56	8.0	14	0
Thomas	7	49	7.0	10	0
Baxter	4	32	8.0	12	0
A. B. Brown	4	30	7.5	20	0
Hector	2	13	6.5	9	0
Whisenhunt	2	11	5.5	10	0
Sakowski	1	20	20	20	0
Jets	**251**	**2,962**	**11.8**	**55t**	**12**
Opp.	**257**	**3,201**	**12.5**	**80t**	**19**

INTERCEPTIONS

Player	No	Yds	Avg	Lg	TD
Brim	6	139	23.2	77t	1
B. Washington	6	59	9.8	23t	1
Hasty	2	18	9.0	18	0
Turner	2	15	7.5	14	0
Houston	1	20	20.0	20t	1
Kors	1	16	16.0	16	0
Clifton	1	1	1.0	1	0
Lewis	1	1	1.0	1	0
Price	1	0	0.0	0	0
Jets	**21**	**269**	**12.8**	**77t**	**3**
Opp.	**24**	**347**	**14.5**	**65t**	**2**

PUNTING

Player	No	Yds	Avg	Net	Tb	In	Lg	Blk
Aguiar	73	2,993	41.0	37.6	3	21	65	0
Jets	**73**	**2,993**	**41.0**	**37.6**	**3**	**21**	**65**	**0**
Opp.	**70**	**2,866**	**40.9**	**35.3**	**8**	**13**	**56**	**0**

PUNT RETURNS

Player	No	FC	Yds	Avg	Lg	TD
Carpenter	28	9	208	7.4	21	0
Mathis	2	0	24	12.0	12	0
Jets	**30**	**9**	**232**	**7.7**	**21**	**0**
Opp.	**26**	**18**	**189**	**7.3**	**46**	**0**

SCORING

Player	TD	Ru	Pa	Rt	PAT	FG	S	TP
Blanchard	0	0	0	0	17/17	16/22	0	65
Baxter	6	6	0	0	-	-	0	36
Mathis	4	1	3	0	-	-	0	24
R. Moore	4	0	4	0	-	-	0	24
Staurovsky	0	0	0	0	6/6	3/8	0	15
Toon	2	0	2	0	-	-	0	12
Brim	1	0	0	1	-	-	0	6
Burkett	1	0	1	0	-	-	0	6
Carpenter	1	0	1	0	-	-	0	6
Chaffey	1	1	0	0	-	-	0	6
Houston	1	0	0	1	-	-	0	6
Mitchell	1	0	1	0	-	-	0	6
B.Washington	1	0	0	1	-	-	0	6
M.Washington	0	0	0	0	-	-	1	2
Jets	**23**	**8**	**12**	**3**	**23/23**	**19/30**	**1**	**220**
Opp.	**35**	**13**	**19**	**3**	**34/35**	**23/31**	**1**	**315**

KICK RETURNS

Player	No	Yds	Avg	Lg	TD
Mathis	28	492	17.6	32	0
McMillan	22	420	19.1	45	0
Hector	1	15	15.0	15	0
Dawkins	1	10	10.0	10	0
Duffy	1	7	7.0	7	0
Dixon	1	6	6.0	6	0
Jets	**54**	**950**	**17.6**	**45**	**0**
Opp.	**33**	**552**	**16.7**	**33**	**0**

FIELD GOALS

Player	1-19	20-29	30-39	40-49	50+
Blanchard	2-2	2-3	5-7	7-9	0-1
Staurovsky	1-1	0-0	1-2	1-5	0-0
Jets	**3-3**	**2-3**	**6-9**	**8-14**	**0-1**
Opp.	**0-0**	**9-9**	**10-13**	**3-7**	**1-2**

Blanchard: () () () () (37G,40G,47G) (35G) (42G,40G) (47G) (27G,19G,52N,40B,36G) (27N,42G,36N) (27G) () (41G,45N) (32N,35G,19G) (35G) ()

Staurovsky: (43G,41N,42N) (32G,47N,37B) () (19G,47N)

Opponents: (25G,54G) (28G,50N,35G) (36N,45G) (49G,45N,22G,20G) (39N) (45N38N,31G, 47N, 47G) (33G) () (37G,23G) (44N) (32G) (20G,27G, 38G) (26G) (31G) (31G,37G) (27G,36G)

USUAL STARTERS

Offense		Defense	
WR	R. Moore	LE	D. Byrd/M. Gunn
LT	J. Criswell	LT	S. Mersereau
LG	D. Cadigan	RT	P. Frase
C	J. Sweeney	RE	M. Washington
RG	D. White	LLB	B. Houston
RT	I. Eatman	MLB	K. Clifton
TE	M. Boyer	RLB	M. Lewis
WR	A. Toon	LCB	M. Brim
QB	B. Nagle	RCB	J. Hasty
RB	B. Thomas	SS	B. Washington
FB	B. Baxter	FS	L. Young

PASSING

Player	Att	Cmp	Yards	Cmp%	Yds/Att	TD	TD%	Int	Int%	Lg	Sk/Yds	Rating
Nagle	387	192	2,280	49.6	5.89	7	1.8	17	4.4	51	27/215	55.7
O'Brien	98	55	642	56.1	6.55	5	5.1	6	6.1	55t	10/61	67.6
Blake	9	4	40	44.4	44.4	0	0	1	11.1	19	2.7	18.1
Carpenter	1	0	0	0	0	0	0	0	0	0	0/0	57.2
Jets	**495**	**251**	**2,962**	**50.7**	**5.98**	**12**	**2.4**	**24**	**4.8**	**55t**	**39/283**	**57.2**
Opp.	**465**	**257**	**3,201**	**55.3**	**6.88**	**19**	**4.1**	**21**	**4.5**	**80t**	**36/240**	**71.6**

Coaching Staff: Pete Carroll, Defensive Coordinator; **Paul Alexander**, Offensive Assistant/Tight Ends; **Larry Beightol**, Offensive Line; **Kippy Brown**, Running Backs; **Walt Harris**, Quarterbacks; **Ed Donatell**, Defensive Assistant/Defensive Backs; **Foge Fazio**, Linebackers; **Chip Myers**, Wide Receivers; **Greg Robinson**, Defensive Line; **Al Roberts**, Special Teams Coordinator; **Greg Mackrides**, Strength and Conditioning.

1993 SEASON (8-8)

Head Coach: Bruce Coslet - Third in AFC East
Home Stadium: The Meadowlands

Date	W-L	Score	Opponents	Attendance
9/5	L	20-26	Denver	68,130
9/12	W	24-14	at Miami	70,314
9/26	W	45-7	New England	64,386
10/3	L	30-35	Philadelphia	72,593
10/10	L	20-24	at LA Raiders	41,627
10/24	L	10-19	Buffalo	71,541
10/31	W	10-6	at NY Giants	71,659
11/7	W	27-10	Miami	71,306
11/14	W	31-17	at Indianapolis	47,351
11/21	W	17-12	Cincinnati	64,264
11/28	W	6-0	at New England	42,810
12/5	L	6-9	Indianapolis	45,799
12/11	W	3-0	at Washington	47,970
12/18	L	7-28	Dallas	73,109
12/26	L	14-16	at Buffalo	70,817
1/2	L	0-24	at Houston	61,040

1993 AFC EAST STANDINGS

Buffalo	12	4	0	.750
Miami	9	7	0	.563
Jets	**8**	**8**	**0**	**.500**
New England	5	11	0	.313
Indianapolis	4	12	0	.250

SCORE BY QUARTER

Jets	65	105	37	63	**270**
Opp.	36	77	68	66	**247**

TEAM STATISTICS

	Jets	Opp.
Total First Downs	**304**	**266**
By Rushing	106	93
By Passing	173	161
By Penalty	25	12
Third Down: Md/Att.	92/220	81/200
Third Down: Eff.	41.8	40.5
Fourth Down: Made/Att	10/21	9/19
Fourth Down: Pct.	47.6	47.4
Total Net Yards	**5,212**	**4,712**
Avg. per Game	325.8	294.5
Total Offensive Plays	1,031	949
Avg. per Play	5.1	5
Net Yards Rushing	**1,880**	**1,473**
Total Rushing Plays	521	420
Avg. per Rush	3.6	3.5
Avg. per Game	117.5	92.1
Net Yards Passing	**3,332**	**3,239**
Avg. per Game	208.3	202.4
Sacked/Yards Lost	21/160	32/195
Gross Yards Passing	3,492	3,434
Att./Completions	489/294	497/296
Completion Pct.	60.1	59.6
Had Intercepted	12	19
Punts/Avg.	**73/38.4**	**66/43.3**
Punt Return/Avg.	**8.3**	**6**
Net Punting Avg.	**73/34.4**	**66/37.6**
Penalties/Yards	**86/555**	**86/661**
Fumbles/Lost	**38/16**	**30/18**
Touchdowns	**31**	**26**
Rushing	14	8
Passing	16	15
Returns	1	3

RUSHING

Player	No	Yds	Avg	Lg	TD
J. Johnson	198	821	4.1	57t	3
B. Baxter	174	559	3.2	16	7
B. Thomas	59	221	3.7	24	1
Murrell	34	157	4.6	37t	1
Esiason	45	118	2.6	17	1
Mathis	2	20	10.0	17t	1
Chaffey	5	17	3.4	7	0
Rob Moore	1	-6	-6.0	-6	0
Aguiar	3	-27	-9.0	5	0
Jets	**521**	**1,880**	**3.6**	**57t**	**14**
Opp.	**420**	**1,473**	**3.5**	**29**	**8**

RECEIVING

Player	No	Yds	Avg	Lg	TD
J. Johnson	67	641	9.6	48	1
Rob Moore	64	843	13.2	51	1
Burkett	40	531	13.3	77	4
Mitchell	39	630	16.2	65t	6
Mathis	24	352	14.7	46	0
B. Baxter	20	158	7.9	24	0
Thornton	12	108	9.0	22	2
B. Thomas	7	25	3.6	7	0
Carpenter	6	83	13.8	18	0
Murrell	5	12	2.4	8	0
Chaffey	4	55	13.8	20t	1
F. Baxter	3	48	16.0	25	1
Sadowski	2	14	7.0	11	0
Esiason	1	-8	-8.0	-8	0
Jets	**294**	**3,492**	**11.9**	**77**	**16**
Opp.	**296**	**3,434**	**11.6**	**68t**	**15**

INTERCEPTIONS

Player	No	Yds	Avg	Lg	TD
B. Washington	6	128	21.3	62t	1
Lott	3	35	11.7	29	0
Hasty	2	22	11.0	22	0
E. Thomas	2	20	10.0	20	0
Lewis	2	4	2.0	3	0
Lageman	1	15	15.0	15	0
Young	1	6	6.0	6	0
Clifton	1	3	3.0	3	0
Houston	1	0	0.0	0	0
Jets	**19**	**233**	**12.3**	**62t**	**1**
Opp.	**12**	**310**	**25.8**	**94t**	**3**

PUNTING

Player	No	Yds	Avg	Net	Tb	In	Lg	Blk
Aguiar	73	2,806	38.4	34.4	7	21	71	0
Jets	**73**	**2,806**	**38.4**	**34.4**	**7**	**21**	**71**	**0**
Opp.	**66**	**2,859**	**43.3**	**37.6**	**6**	**18**	**68**	**0**

PUNT RETURNS

Player	No	FC	Yds	Avg	Lg	TD
Hicks	17	4	157	9.2	20	0
Mathis	14	8	99	7.1	16	0
Jets	**31**	**12**	**256**	**8.3**	**20**	**0**
Opp.	**26**	**13**	**156**	**6.0**	**36**	**0**

SCORING

Player	TD	Ru	Pa	Rt	PAT	FG	S	TP
Blanchard	0	0	0	0	31/31	17/26	0	82
B. Baxter	7	7	0	0	-	-	0	42
Mitchell	6	0	6	0	-	-	0	36
Burkett	4	0	4	0	-	-	0	24
J. Johnson	4	3	1	0	-	-	0	24
Thornton	2	0	2	0	-	-	0	12
F. Baxter	1	0	1	0	-	-	0	6
Chaffey	1	0	1	0	-	-	0	6
Esiason	1	1	0	0	-	-	0	6
Mathis	1	1	0	0	-	-	0	6
Rob Moore	1	0	1	0	-	-	0	6
Murrell	1	1	0	0	-	-	0	6
B. Thomas	1	1	0	0	-	-	0	6
B.Washington	1	0	0	1	-	-	0	6
Jets	**31**	**14**	**16**	**1**	**31/31**	**17/26**	**1**	**270**
Opp.	**26**	**8**	**15**	**3**	**26/26**	**21/26**	**1**	**247**

KICK RETURNS

Player	No	Yds	Avg	Lg	TD
Murrell	23	342	14.9	23	0
Prior	9	126	14.0	27	0
Mathis	7	102	14.6	28	0
R. Anderson	4	66	16.5	22	0
B. Thomas	2	39	19.5	28	0
Sadowski	1	0	0.0	0	0
Jets	**46**	**675**	**14.7**	**28**	**0**
Opp.	**47**	**911**	**19.4**	**45**	**0**

FIELD GOALS

Player	1-19	20-29	30-39	40-49	50+
Blanchard	1/1	7/8	4/5	5/10	0/2
Jets	**1/1**	**7/8**	**4/5**	**5/10**	**0/2**
Opp.	**0/0**	**6/7**	**9/10**	**6/8**	**0/1**

Blanchard:(22G, 43G) (39G) 53N, 42G) () (25G, 45B, 20G) (33G) (21G, 44N) (37G, 43G) (22G) (33G, 23G) (52N, 28G, 19G, 48N) (45G) () (27N, 41N, 42N) (36N)

Opponents: (28G, 30G, 30G, 41G) (46N) () () (42G) (37G, 33G, 22G, 30G) (28G, 23G, 38N) (48G) (41G) (28G) (54N, 28B) (42G, 24G, 38G) (48N) () (38G, 36G, 40G) (38G)

USUAL STARTERS

Offense		Defense	
WR	C. Burkett	LDE	M. Washington
LT	J. Criswell	LDT	S. Mersereau
LG	D. Cadigan	RDT	L. Marshall
C	J. Sweeney	RDE	J. Lageman
RG	D. White	RLB	M. Lewis
RT	S. Malamala	MLB	K. Clifton
TE	J. Mitchell	LLB	B. Houston
WR	R. Moore	LCB	E. Thomas
QB	B. Esiason	RCB	J. Hasty
RB	J. Johnson	S	B. Washington
FB	B. Baxter	S	R. Lott

Pro Bowl: QB Boomer Esiason

PASSING

Player	Att	Cmp	Yards	Cmp%	Yds/Att	TD	TD%	Int	Int%	Lg	Sk/Yds	Rating
Esiason	473	288	3,421	60.9	7.23	16	3.4	11	2.3	77	18/139	84.5
Nagle	14	6	71	42.9	5.07	0	0	0	0	18	3/21	58.9
Aguiar	2	0	0	0	0	0	0	1	50	0	0/0	0
Jets	**489**	**294**	**3,492**	**60.1**	**7.14**	**16**	**3.3**	**12**	**2.5**	**77**	**21/160**	**82.6**
Opp.	**497**	**296**	**3,434**	**59.6**	**6.91**	**15**	**3**	**19**	**3.8**	**68t**	**32/195**	**74.6**

Coaching Staff: Pete Carroll, Defensive Coordinator; **Greg Robinson**, Defensive Line; **Foge Fazio**, Linebackers; **Larry Beightol**, Offensive Line; **Paul Alexander**, Offensive Assistant/Tight Ends; **Walt Harris**, Quarterbacks; **Chip Myers**, Receivers; **Johnny Roland**, Running Backs; **Al Roberts**, Special Teams; **Ed Donatell**, Defensive Assistant/Defensive Backs; **Greg Mackrides**, Strength/Conditioning.

1994 SEASON (6-10)

Head Coach: Pete Carroll - Fifth in AFC East
Home Stadium: The Meadowlands

Date	W-L	Score	Opponents	Attendance
9/4	W	23-3	at Buffalo	79,460
9/11	W	25-22	Denver (OT)	73,463
9/18	L	14-28	at Miami	68,192
9/25	L	7-19	Chicago	70,806
10/2	L	7-27	at Cleveland	76,188
10/9	W	16-6	Indianapolis	66,244
10/16	W	24-17	New England	71,123
10/30	L	25-28	at Indianapolis	44,350
11/6	W	22-17	Buffalo	67,030
11/13	L	10-17	at Green Bay	58,307
11/20	W	31-21	at Minnesota	60,687
11/27	L	24-28	Miami	75,606
12/4	L	13-24	at New England	60,138
12/10	L	7-18	Detroit	56,080
12/18	L	6-21	San Diego	48,213
12/24	L	10-24	at Houston	31,176

1994 AFC EAST STANDINGS

Miami	10	6	0	.625
New England	10	6	0	.625
Indianapolis	8	8	0	.500
Buffalo	7	9	0	.438
Jets	**6**	**10**	**0**	**.375**

SCORE BY QUARTER

Jets	93	84	53	78	6	**314**
Opp.	36	78	91	82	6	**293**

TEAM STATISTICS

	Jets	Opp.
Total First Downs	**265**	**315**
By Rushing	90	105
By Passing	164	189
By Penalty	11	21
Third Down: Md/Att.	76/219	83/208
Third Down: Eff.	34.7	39.9
Fourth Down: Made/Att	12/27	12/24
Fourth Down: Pct.	44.4	50.0
Total Net Yards	**4,703**	**5,338**
Avg. per Game	293.9	333.6
Total Offensive Plays	983	1,014
Avg. per Play	4.8	5.3
Net Yards Rushing	**1,566**	**1,809**
Total Rushing Plays	416	463
Avg. per Rush	3.8	3.9
Avg. per Game	97.9	113.1
Net Yards Passing	**3,137**	**3,529**
Avg. per Game	196.1	220.6
Sacked/Yards Lost	28/186	29/201
Gross Yards Passing	3,323	3,730
Att./Completions	539/310	522/333
Completion Pct.	57.5	63.8
Had Intercepted	18	17
Possession Avg.	**5:54:00**	**30:06**
Punts/Avg.	**84/42.1**	**62/43.1**
Punt Return/Avg.	**39/8.8**	**38/6.8**
Net Punting Avg.	**84/36.1**	**62/36.3**
Penalties/Yards	**95/754**	**63/489**
Fumbles/Lost	**28/10**	**30/21**
Touchdowns	**29**	**37**
Rushing	8	17
Passing	18	19
Returns	3	1

RUSHING

Player	No	Yds	Avg	Lg	TD
J. Johnson	240	931	3.9	90	3
R. Anderson	43	207	4.8	55	1
B. Baxter	60	170	2.8	13	4
Murrell	33	160	4.8	19	0
Esiason	28	59	2.1	15	0
Trudeau	6	30	5.0	15	0
A. Johnson	5	12	2.4	5	0
R. Moore	1	-3	-3.0	-3	0
Jets	**416**	**1,566**	**3.8**	**90**	**8**
Opp.	**463**	**1,809**	**3.9**	**37t**	**17**

RECEIVING

Player	No	Yds	Avg	Lg	TD
R. Moore	78	1,010	12.9	41t	6
Mitchell	58	749	12.9	55	4
Monk	46	581	12.6	69	3
J. Johnson	42	303	7.2	24	2
R. Anderson	25	212	8.5	27t	1
Thornton	20	171	8.6	25	0
B. Baxter	10	40	4.0	7	0
S. Anderson	9	90	10.0	17	0
Murrell	7	76	10.9	20	0
Yarborough	6	42	7.0	12	1
A. Johnson	5	31	6.2	9	0
F. Baxter	3	11	3.7	6	1
Parker	1	7	7.0	7	0
Jets	**310**	**3,323**	**10.7**	**69**	**18**
Opp.	**333**	**3,730**	**11.2**	**60t**	**19**

INTERCEPTIONS

Player	No	Yds	Avg	Lg	TD
Turner	5	155	31.0	90t	1
Hasty	5	90	18.0	40	0
Lewis	4	106	26.5	67t	2
B. Washington	2	-3	-1.5	0	0
M. Washington	1	7	7.0	7	0
Jets	**17**	**355**	**20.9**	**90t**	**3**
Opp.	**18**	**232**	**12.9**	**32**	**1**

PUNTING

Player	No	Yds	Avg	Net	Tb	In	Lg	Blk
Hansen	84	3,534	42.1	36.1	12	25	64	0
Jets	**84**	**3,534**	**42.1**	**36.1**	**12**	**25**	**64**	**0**
Opp.	**62**	**2,675**	**43.1**	**36.3**	**4**	**16**	**70**	**0**

PUNT RETURNS

Player	No	FC	Yds	Avg	Lg	TD
Hicks	38	5	342	9.0	26	0
A. Johnson	1	0	3	3.0	3	0
Jets	**39**	**5**	**345**	**8.8**	**26**	**0**
Opp.	**38**	**13**	**260**	**6.8**	**31**	**0**

SCORING

Player	TD	Ru	Pa	Rt	PAT	FG	S	2pt	TP
Lowery	0	0	0	0	26/27	20/23	0	0	86
R. Moore	6	0	6	0	-	-	0	2	40
J. Johnson	5	3	2	0	-	-	0	0	30
B. Baxter	4	4	0	0	-	-	0	0	24
Mitchell	4	0	4	0	-	-	0	0	24
Monk	3	0	3	0	-	-	0	0	18
R. Anderson	2	1	1	0	-	-	0	0	12
Lewis	2	0	0	2	-	-	0	0	12
F. Baxter	1	0	1	0	-	-	0	0	6
Turner	1	0	0	1	-	-	0	0	6
Yarborough	1	0	1	0	-	-	0	0	6
Two Point Conversions: Jets 2-2, Opponents 2-5									
Jets	**29**	**8**	**18**	**3**	**26/27**	**20/30**	**2**		**264**
Opp.	**37**	**17**	**19**	**1**	**31/32**	**21/30**	**2**		**320**

KICK RETURNS

Player	No	Yds	Avg	Lg	TD
Glenn	27	582	21.6	45	0
Prior	16	316	19.8	27	0
Murrell	14	268	19.1	37	0
R. Anderson	3	43	14.3	18	0
Hicks	2	30	15.0	16	0
F. Baxter	1	20	20.0	20	0
Cadrez	1	10	10.0	10	0
Clifton	1	13	13.0	13	0
Thornton	1	0	0.0	0	0
Jets	**66**	**1,282**	**19.4**	**45**	**0**
Opp.	**61**	**1,195**	**19.6**	**52**	**0**

FIELD GOALS

Player	1-19	20-29	30-39	40-49	50+
Lowery	0/0	8/8	6/7	6/8	0/0
Jets	**0/0**	**8/8**	**6/7**	**6/8**	**0/0**
Opp.	**0/0**	**6/6**	**5/7**	**9/11**	**1/3**

Lowery: (27G, 42G, 22G) (39G) () (47N, 41N) () (27G, 42G, 37G) (32N, 37G) (26G) (26G, 45G, 41G) (20G) (38G) (24G) (46G, 26G) () (38G, 30G) (49G)

Opponents: (27G) (42G, 21G, 29G) (63N, 37N) (44G, 42N, 30G) (23G, 45G) (37G, 44G, 35N) (47N, 40G) () (39G) (51N, 46G) () () (33G) (37G, 49G, 48G, 23G) () (28G, 50G, 42G)

USUAL STARTERS

Offense		Defense	
WR	A. Monk	LE	M. Washington
LT	J. Criswell	LT	D. Evans
LG	R. Duffy	RT	P. Frase
C	J. Sweeney	RE	J. Lageman
RG	D. White	LLB	B. Houston
RT	S. Malamala	MLB	M. Jones
TE	J. Mitchell	RLB	M. Lewis
WR	R. Moore	LCB	A. Glenn
QB	B. Esiason	RCB	J. Hasty
RB	J. Johnson	SS	B. Washington
FB	B. Baxter	FS	R. Lott

Pro Bowl: WR Rob Moore

PASSING

Player	Att	Cmp	Yards	Cmp%	Yds/Att	TD	TD%	Int	Int%	Lg	Sk/Yds	Rating
Esaison	440	255	2,782	58	6.32	17	3.9	13	3	69	19/134	77.3
Trudeau	91	50	496	54.9	5.45	1	1.1	4	4.4	24t	9/52	55.9
Foley	8	5	45	62.5	5.63	0	0	1	12.5	16	0/0	38
Jets	**539**	**310**	**3,323**	**57.5**	**6.17**	**18**	**3.3**	**18**	**3.3**	**69**	**28/186**	**72.9**
Opp.	**522**	**333**	**3,730**	**63.8**	**7.15**	**19**	**3.6**	**17**	**3.3**	**60t**	**29/201**	**83.6**

Coaching Staff: Greg Robinson, Defensive Coordinator; **Ray Sherman**, Offensive Coordinator; **Larry Beightol**, Offensive Line; **Don Breaux**, Tight Ends; **Larry Coyer**, Defensive Line; **Ed Donatell**, Defensive Backs; **Foge Fazio**, Linebackers; **Walt Harris**, Quarterbacks; **Greg Mackrides**, Strength/Conditioning; **Richard Mann**, Wide Receivers; **Johnny Roland**, Running Backs; **Brad Seely**, Special Teams/Offensive Line; **Steve Trimble**, Defensive Assistant/Quality Control; **Sparky Woods**, Offensive Assistant/Quality Control.

1995 SEASON (3-13)

Head Coach: Rich Kotite - Fifth in AFC East
Home Stadium: The Meadowlands

Date	W-L	Score	Opponents	Attendance
9/3	L	14-52	at Miami	71,317
9/10	L	24-27	Indianapolis (OT)	65,134
9/17	W	27-10	Jacksonville	49,970
9/24	L	3-13	at Atlanta	40,778
10/1	L	10-47	Oakland	68,941
10/8	L	10-29	at Buffalo	79,485
10/15	L	15-26	at Carolina	52,613
10/22	W	17-16	Miami	67,228
10/29	L	10-17	at Indianapolis	49,250
11/5	L	7-20	New England	61,462
11/19	L	26-28	Buffalo	54,436
11/26	W	16-10	at Seattle	41,160
12/3	L	20-23	St. Louis	52,023
12/10	L	28-31	at New England	46,617
12/17	L	6-23	at Houston	35,873
12/24	L	0-12	New Orleans	28,885

1995 AFC EAST STANDINGS

Buffalo	10	6	0	.625
Indianapolis	9	7	0	.563
Miami	9	7	0	.563
New England	6	10	0	.375
Jets	**3**	**13**	**0**	**.188**

SCORE BY QUARTER

Jets	37	61	65	70	0	**233**
Opp.	59	128	98	96	3	**384**

TEAM STATISTICS

	Jets	Opp.
Total First Downs	**254**	**301**
By Rushing	78	123
By Passing	159	149
By Penalty	17	29
Third Down: Md/Att.	65/223	75/225
Third Down: Eff.	29.1	33.3
Fourth Down: Made/Att	10/22	9/14
Fourth Down: Pct.	45.5	64.3
Total Net Yards	**4,067**	**4,756**
Avg. per Game	254.2	297.3
Total Offensive Plays	1,001	1,066
Avg. per Play	4.1	4.5
Net Yards Rushing	**1,279**	**2,016**
Total Rushing Plays	365	526
Avg. per Rush	3.5	3.8
Avg. per Game	79.9	126
Net Yards Passing	**2,788**	**2,740**
Avg. per Game	174.3	171.3
Sacked/Yards Lost	47/341	43/315
Gross Yards Passing	3,129	3,055
Att./Completions	589/330	497/263
Completion Pct.	56	52.9
Had Intercepted	24	17
Punts/Avg	**105/41.2**	**85/41.1**
Punt Return/Avg.	**38/8.5**	**62/12.1**
Net Punting Avg.	**105/32.0**	**85/34.3**
Penalties/Yards	**121/1078**	**97/759**
Fumbles/Lost	**38/18**	**27/17**
Touchdowns	**26**	**42**
Rushing	2	15
Passing	20	21
Returns	4	6

RUSHING

Player	No	Yds	Avg	Lg	TD
Murrell	192	795	4.1	30	1
B. Baxter	85	296	3.5	26	1
Moore	43	121	2.8	14	0
Brister	16	18	1.1	7	0
Anderson	5	17	3.4	10	0
Esiason	19	14	0.7	19	0
Foley	1	9	9.0	9	0
May	2	5	2.5	3	0
Rasheed	1	3	3.0	3	0
Chrebet	1	1	1.0	1	0
Jets	**365**	**1,279**	**3.5**	**30**	**2**
Opp.	**526**	**2,016**	**3.8**	**49**	**15**

RECEIVING

Player	No	Yds	Avg	Lg	TD
Murrell	71	465	6.5	43	2
Chrebet	66	726	11.0	32	4
Mitchell	45	497	11.0	43t	5
Wilson	41	484	11.8	24	4
Brady	26	252	9.7	29	2
B. Baxter	26	160	6.2	20	0
Yarborough	18	230	12.8	38	2
F. Baxter	18	222	12.3	32	1
Moore	8	50	6.3	13	0
Anderson	5	26	5.2	9	0
Rasheed	2	15	7.5	9	0
Davis	1	9	9.0	9	0
Brister	1	2	2.0	2	0
Carter	1	0	0.0	0	0
Foley	1	-9	-9.0	-9	0
Jets	**330**	**3,129**	**9.5**	**43t**	**20**
Opp.	**263**	**3,055**	**11.6**	**66t**	**21**

INTERCEPTIONS

Player	No	Yds	Avg	Lg	TD
Smith	6	101	16.8	49t	1
G. Jones	2	51	25.5	49t	1
Joseph	2	39	19.5	39	0
Lewis	2	22	11.0	15t	1
Marshall	2	20	10.0	20	0
Glenn	1	17	17.0	17	0
Brock	1	9	9.0	9	0
Green	1	2	2.0	2	0
Jets	**17**	**261**	**15.4**	**49t**	**3**
Opp.	**24**	**404**	**16.8**	**97t**	**3**

PUNTING

Player	No	Yds	Avg	Net	Tb	In	Lg	Blk
Hansen	99	4,090	41.3	31.9	10	23	67	1
Silvestri	5	238	47.6	33.6	1	0	61	0
Jets	**104**	**4,328**	**41.6**	**32.3**	**11**	**23**	**67**	**1**
Opp.	**85**	**3,497**	**41.1**	**34.3**	**13**	**24**	**63**	**1**

PUNT RETURNS

Player	No	FC	Yds	Avg	Lg	TD
Carter	21	8	145	6.9	20	0
Sydner	17	9	178	10.5	22	0
Jets	**38**	**17**	**323**	**8.5**	**22**	**0**
Opp.	**62**	**13**	**753**	**12.1**	**32**	**0**

SCORING

Player	TD	Ru	Pa	Rt	PAT	FG	S	2pt	TP
Lowery	0	0	0	0	24/24	17/21	0	0	75
Mitchell	5	0	5	0	-	-	0	0	30
Chrebet	4	0	4	0	-	-	0	0	24
Wilson	4	0	4	0	-	-	0	0	24
Murrell	3	1	2	0	-	-	0	0	18
Brady	2	0	2	0	-	-	0	0	12
Yarborough	2	0	2	0	-	-	0	0	12
F. Baxter	1	0	1	0	-	-	0	0	6
B. Baxter	1	1	0	0	-	-	0	0	6
Brock	1	0	0	1	-	-	0	0	6
G. Jones	1	0	0	1	-	-	0	0	6
Lewis	1	0	0	1	-	-	0	0	6
Smith	1	0	0	1	-	-	0	0	6
Howard	0	0	0	0	-	-	1	0	2
Two Point Conversions: Jets 0-2, Opponents 0-1									
Jets	**26**	**2**	**20**	**4**	**24/24**	**17/11**	**0**		**233**
Opp.	**42**	**15**	**21**	**6**	**40/41**	**30/41**	**1**		**384**

KICK RETURNS

Player	No	Yds	Avg	Lg	TD
Carter	33	705	21.4	57	0
Carpenter	20	553	27.7	58	0
Moore	8	166	20.8	46	0
F. Baxter	6	36	6.0	12	0
Sydner	4	80	20.0	35	0
Brady	2	25	12.5	14	0
Benfatti	1	25	25.0	25	0
Glenn	1	12	12.0	12	0
Murrell	1	5	5.0	5	0
Smith	1	6	6.0	6	0
Jets	**77**	**1,613**	**20.9**	**58**	**0**
Opp.	**42**	**987**	**23.5**	**42**	**0**

FIELD GOALS

Player	1-19	20-29	30-39	40-49	50+
Lowery	0/0	4/4	8/10	3/3	2/4
Jets	**0/0**	**4/4**	**8/11**	**3/3**	**2/4**
Opp.	**0/0**	**10/10**	**8/11**	**8/11**	**3/4**

Lowery: (51N) (28G) (21G 48G) (37G) (33G) (26G, 33N) (50G, 39G) (50G) (42G) () (30G, 35G) (50N, 38G, 33G, 41G) (34G, 23G) (33N) () ()

Opponents: (25G) (36N, 20G, 38N, 52G) (34G) 37G, 36G) (29G, 26G) 38G, 44N, 24G, 32G, 51G, 27G) (23G, 43N. 39G, 40G, 30G) (49G, 44G, 48G) (465G) (41G, 29G) (42N, 32N) (42G) () (31N, 35N, 30N, 31G) (49G, 53G, 24G) (32G, 53N, 34N, 23G)

USUAL STARTERS

Offense		Defense	
WR	W. Chrebet	LE	E. Howard
LT	M. Willig	LT	T. Casillas
LG	R. Duffy	RT	M. Brock
C	C. Dixon	RE	M. Washington
RG	C. Haselrig	LLB	B. Houston
RT	J. Brown	RCB	O. Smith
TE	K. Brady	MLB	M. Jones
WR	C. Wilson	RLB	M. Lewis
QB	B. Esiason	LCB	A. Glenn
RB	A. Murrell	SS	V. Green
FB	B. Baxter	FS	G. Jones

PASSING

Player	Att	Cmp	Yards	Cmp%	Yds/Att	TD	TD%	Int	Int%	Lg	Sk/Yds	Rating
Esiason	389	221	2,275	56.8	5.85	16	4.1	15	3.9	43t	27/198	71.4
Brister	170	93	726	54.7	4.27	4	2.4	8	4.7	32	16/122	53.7
Foley	29	16	128	55.2	4.41	0	0	1	3.4	32	4/21	52.1
Anderson	1	0	0	0	0	0	0	0	0	0	0/0	39.6
Jets	**589**	**330**	**3,129**	**56**	**5.31**	**20**	**3.4**	**24**	**4.1**	**43t**	**47/341**	**65.2**
Opp.	**497**	**263**	**3,055**	**52.9**	**6.15**	**21**	**4.2**	**17**	**3.4**	**66t**	**43/315**	**71.6**

Coaching Staff: Zeke Bratkowski, Offensive Coordinator/Quarterbacks; **Chip Falivene**, Assistant to the Head Coach; **Tom Gamble**, Defensive Assistant/Quality Control; **Peter Giunta**, Defensive Backs; **Ray Hamilton**, Defensive Line; **Richard Mann**, Receivers/Tight Ends; **Bill Muir**, Offensive Line; **Ken Rose**, Special Teams; **Jim Vechiarella**, Defensive Coordinator/Linebackers; **Jim Williams**, Strength/Conditioning; **Dick Wood**, Running Backs.

1996 SEASON (1-15)

Head Coach: Rich Kotite - Fifth in AFC East
Home Stadium: The Meadowlands

Date	W-L	Score	Opponents	Attendance
9/1	L	6-31	at Denver	70,595
9/8	L	7-21	Indianapolis	63,534
9/15	L	27-36	at Miami	68,137
9/22	L	6-13	NY Giants	58,339
9/29	L	16-31	at Washington	52,068
10/6	L	13-34	Oakland	63,611
10/13	L	17-21	at Jacksonville	65,699
10/20	L	22-25	Buffalo	49,775
10/27	W	31-21	at Arizona	28,088
11/10	L	27-31	New England	61,715
11/17	L	29-34	at Indianapolis	48,322
11/24	L	10-34	at Buffalo	60,854
12/1	L	10-35	Houston	21,723
12/8	L	10-34	at New England	54,621
12/14	L	20-21	Philadelphia	29,178
12/22	L	28-31	Miami	47,271

1996 AFC EAST STANDINGS

New England	11	5	0	.687
Buffalo	10	6	0	.625
Indianapolis	9	7	0	.563
Miami	8	8	0	.500
Jets	**1**	**15**	**0**	**.063**

SCORE BY QUARTER

Jets	54	100	50	75	**279**
Opp.	51	144	107	152	**454**

TEAM STATISTICS

	Jets	Opp.
Total First Downs	**319**	**304**
By Rushing	94	119
By Passing	191	157
By Penalty	34	28
Third Down: Md/Att.	95/232	86/215
Third Down: Eff.	40.9	40
Fourth Down: Made/Att	9/22	7/12
Fourth Down: Pct.	40.9	58.3
Total Net Yards	**5,208**	**5,564**
Avg. per Game	325.5	347.8
Total Offensive Plays	1,077	1,023
Avg. per Play	4.8	5.4
Net Yards Rushing	**1,583**	**2,200**
Total Rushing Plays	407	539
Avg. per Rush	3.9	4.1
Avg. per Game	226.6	210.3
Net Yards Passing	**3,625**	**3,364**
Avg. per Game	226.6	210.3
Sacked/Yards Lost	41/286	28/178
Gross Yards Passing	3,911	3,542
Att./Completions	629/339	456/257
Completion Pct.	53.9	56.4
Had Intercepted	30	11
Punts/Avg.	**74/44.5**	**75/42.1**
Punt Return/Avg.	**28/5.0**	**40/10.7**
Net Punting Avg.	**74/36.5**	**75/38.4**
Penalties/Yards	**110/819**	**107/902**
Fumbles/Lost	**25/16**	**26/15**
Touchdowns	**33**	**55**
Rushing	8	19
Passing	22	33
Returns	3	3

RUSHING

Player	No	Yds	Avg	Lg	TD
Murrell	301	1,249	4.1	78	6
Anderson	47	150	3.2	11	1
Cobb	25	85	3.4	9	1
Foley	7	40	5.7	12	0
Reich	18	31	1.7	10	0
O'Donnell	6	30	5.0	17	0
Hansen	1	1	1.0	1	0
Moore	1	1	1.0	1	0
Bailey	1	-4	-4.0	-4	0
Jets	**407**	**1,583**	**3.9**	**78**	**8**
Opp.	**539**	**2,200**	**4.1**	**53**	**19**

RECEIVING

Player	No	Yds	Avg	Lg	TD
Chrebet	84	909	10.8	44	3
Johnson	63	844	13.4	50	8
Graham	50	788	15.8	78t	6
Anderson	44	385	8.8	48	0
Slaughter	32	434	13.6	53	2
Van Dyke	17	118	6.9	12	1
Murrell	17	81	4.8	30	1
Brady	15	144	9.6	25	1
Baxter	7	114	16.3	23	0
Bailey	5	65	13.0	28	0
Cobb	4	23	5.8	12	0
Davis	1	6	6.0	6	0
Jets	**339**	**3,911**	**11.5**	**78t**	**22**
Opp.	**257**	**3,542**	**13.8**	**83t**	**33**

INTERCEPTIONS

Player	No	Yds	Avg	Lg	TD
Glenn	4	113	28.3	100t	2
Green	2	27	13.5	18	0
Houston	2	3	1.5	3	0
Coleman	1	23	23.0	23	0
Young	1	0	0.0	0	0
Spindler	1	-1	-1.0	-1	0
Jets	**11**	**165**	**15.0**	**100t**	**2**
Opp.	**30**	**384**	**12.8**	**45**	**2**

PUNTING

Player	No	Yds	Avg	Net	Tb	In	Lg	Blk
Hansen	74	3,293	44.5	36.5	8	13	69	0
Jets	**74**	**3,293**	**44.5**	**36.5**	**8**	**13**	**69**	**0**
Opp.	**75**	**3,158**	**42.1**	**38.4**	**7**	**27**	**61**	**0**

PUNT RETURNS

Player	No	FC	Yds	Avg	Lg	TD
Chrebet	28	16	139	5.0	15	0
Jets	**28**	**16**	**139**	**5.0**	**15**	**0**
Opp.	**40**	**14**	**429**	**10.7**	**31**	**0**

SCORING

Player	TD	Ru	Pa	Rt	PAT	FG	S	2pt	TP
Lowery	0	0	0	0	26/27	17/24	0	0	77
Johnson	8	0	8	0	-	-	0	1	50
Murrell	7	6	1	0	-	-	0	0	42
Graham	6	0	6	0	-	-	0	0	36
Chrebet	3	0	3	0	-	-	0	0	18
Glenn	2	0	0	2	-	-	0	0	12
Slaughter	2	0	2	0	-	-	0	0	12
Brady	1	0	1	0	-	-	0	1	8
Anderson	1	1	0	0	-	-	0	0	6
Cobb	1	1	0	0	-	-	0	0	6
Douglas	1	0	0	1	-	-	0	0	6
Van Dyke	1	0	1	0	-	-	0	0	6
Two Point Conversions: Jets 2-6, Opponents 1-3									
Jets	**33**	**8**	**22**	**3**	**26/27**	**17/240**	**2**		**279**
Opp.	**55**	**19**	**33**	**3**	**51/52**	**23/281**	**1**		**454**

KICK RETURNS

Player	No	Yds	Avg	Lg	TD
Bailey	24	470	19.6	34	0
Cobb	23	488	21.2	34	0
Van Dyke	15	289	19.3	37	0
Moore	8	118	14.8	28	0
Carpenter	6	107	17.8	21	0
Brady	2	26	13.0	16	0
Glenn	1	6	6.0	6	0
Jets	**79**	**1,504**	**19.0**	**3**	**0**
Opp.	**58**	**1,485**	**25.6**	**97t**	**1**

FIELD GOALS

Player	1-19	20-29	30-39	40-49	50+
Lowery	0/0	9/9	6/7	2/8	0/0
Jets	**0/0**	**9/9**	**6/7**	**2/8**	**0/0**
Opp.	**1/1**	**8/9**	**7/10**	**6/7**	**1/1**

Lowery: () () (49N) (46G,39G) (49N,26G,35G,22G) (43G,45N,24G) (20G,36N) (43N) (37G) (48N,26G,32G) (23G) (25G) (30G) (27G) (27G,48N,29G) ()

Opponents: (28G) () (37N,29G) (20G,20G) (28G) (26G,35G) (35G,40G) (48G,32G,36N,47G,23G,33G,47G) (28N,33N) (30G) (25G,49G,37G,50G) () () (19G,41G) (48N) (37G)

USUAL STARTERS

Offense		Defense	
WR	J. Graham	LE	B. Hamilton
LT	J. Elliott	LT	M. Washington
LG	H. Galbreath	RT	M. Brock
C	R. Duffy	RE	H. Douglas
RG	M. O'Dwyer	LLB	B. Houston
RT	D. Williams	MLB	M. Jones
TE	K. Brady	RLB	M. Lewis
WR	K. Johnson	LCB	A. Glenn
QB	F. Reich	RCB	R. Mickens
RB	A. Murrell	SS	V. Green
FB	R. Anderson	S	G. Jones

PASSING

Player	Att	Cmp	Yards	Cmp%	Yds/Att	TD	TD%	Int	Int%	Lg	Sk/Yds	Rating
Reich	331	175	2,205	52.9	6.66	15	4.5	16	4.8	52t	14/94	68.9
O'Donnell	188	110	1,147	58.5	6.1	4	2.1	7	3.7	78t	18/127	67.8
Foley	110	54	559	49.1	5.08	3	2.7	7	6.4	46t	9/65	46.7
Jets	**629**	**339**	**3,911**	**53.9**	**6.22**	**22**	**3.5**	**30**	**4.8**	**78t**	**41/286**	**64.7**
Opp.	**456**	**257**	**3,542**	**56.4**	**7.77**	**33**	**7.2**	**11**	**2.4**	**83t**	**28/178**	**95.5**

Coaching Staff: Zeke Bratkowski, Offensive Assistant to the Head Coach; **Ron Erhardt**, Offensive Coordinator /Quarterbacks; **Chip Falivene**, Assistant to the Head Coach; **Tom Gamble**, Defensive Assistant/Quality Control; **Peter Giunta**, Defensive Backs; **Ray Hamilton**, Defensive Line; **Pat Hodson**, Tight Ends; **Richard Mann**, Receivers; **Bill Muir**, Offensive Line; **Ken Rose**, Special Teams; **Jim Vechiarella**, Defensive Coordinator/Linebackers; **Jim Williams**, Strength & Conditioning; **Richard Wood**, Running Backs.

1997 SEASON (9-7)

Head Coach: Bill Parcells - Third in AFC East
Home Stadium: The Meadowlands

Date	W-L	Score	Opponents	Attendance
8/31	W	41-3	at Seattle	53,893
9/7	L	22-28	Buffalo	72,988
9/14	L	24-27	at New England (OT)	60,072
9/21	W	23-22	Oakland	72,586
9/28	W	31-14	at Cincinnati	57,209
10/5	W	16-12	at Indianapolis	48,295
10/12	L	20-31	Miami	75,601
10/19	W	24-19	New England	77,716
11/2	W	19-16	Baltimore (OT)	59,524
11/9	L	17-24	at Miami	73,809
11/16	W	23-15	at Chicago	45,642
11/23	W	23-21	Minnesota	70,131
11/30	L	10-20	at Buffalo	47,776
12/7	L	14-22	Indianapolis	61,168
12/14	W	31-0	Tampa Bay	60,122
12/21	L	10-13	at Detroit	77,624

1997 AFC EAST STANDINGS

New England	10	6	0	.625
Miami	9	7	0	.563
Jets	**9**	**7**	**0**	**.563**
Buffalo	6	10	0	.375
Indianapolis	3	13	0	.188

SCORE BY QUARTER

Jets	91	116	74	64	3	**348**
Opp.	40	97	47	100	3	**287**

TEAM STATISTICS

	Jets	Opp.
Total First Downs	**291**	**301**
By Rushing	97	103
By Passing	173	177
By Penalty	21	21
Third Down: Md/Att.	91/238	72/228
Third Down: Eff.	38.2	31.6
Fourth Down: Made/Att	12/21	8/21
Fourth Down: Pct.	57.1	38.1
Total Net Yards	**4,727**	**5,320**
Avg. per Game	295.4	332.5
Total Offensive Plays	1,043	1,057
Avg. per Play	4.5	5
Net Yards Rushing	**1,485**	**1,899**
Total Rushing Plays	431	470
Avg. per Rush	3.4	4.0
Avg. per Game	92.8	118.7
Net Yards Passing	**3,242**	**3,421**
Avg. per Game	202.6	213.8
Sacked/Yards Lost	48/313	29/242
Gross Yards Passing	3,555	3,663
Att./Completions	564/319	558/304
Completion Pct.	56.6	54.5
Had Intercepted	10	18
Punts/Avg.	**75/42.8**	**92/42.0**
Punt Return/Avg.	**11.4**	**9.8**
Net Punting Avg.	**75/35.4**	**92/32.7**
Penalties/Yards	**83/678**	**99/832**
Fumbles/Lost	**27/12**	**27/7**
Touchdowns	**38**	**33**
Rushing	10	9
Passing	20	23
Returns	8	1

RUSHING

Player	No	Yds	Avg	Lg	TD
Murrell	300	1,086	3.6	43t	7
L. Johnson	48	158	3.3	20	2
Anderson	21	70	3.3	19	0
Lucas	6	55	9.2	17	1
O'Donnell	32	36	1.1	19	0
Sowell	7	45	5.0	10	0
Neal	10	28	2.8	8	0
Ward	2	25	12.5	21	0
Clements	2	-3	-1.5.0	-1	0
Foley	3	-5	-1.7.0	-1	0
Jets	**431**	**1,485**	**3.4**	**43t**	**10**
Opp.	**470**	**1,899**	**4.0**	**53**	**9**

RECEIVING

Player	No	Yds	Avg	Lg	TD
K. Johnson	70	963	13.8	39	5
Chrebet	58	799	13.8	70	3
Graham	42	542	12.9	47t	2
Baxter	27	276	10.2	37	3
Murrell	27	106	3.9	23	0
Anderson	26	150	5.8	19	1
Brady	22	238	10.8	24	2
Ward	18	212	11.8	33	1
L. Johnson	16	142	8.9	20	0
Neal	8	40	5.0	14	1
Van Dyke	3	53	17.7	18t	2
Brown	1	26	26.0	26	0
Sowell	1	8	8.0	8	0
Jets	**319**	**3,555**	**11.1**	**70**	**20**
Opp.	**304**	**3,663**	**12.0**	**67**	**23**

INTERCEPTIONS

Player	No	Yds	Avg	Lg	TD
Smith	6	158	26.3	51t	3
Mickens	4	2	0.5	2	0
Green	3	89	29.7	39	0
Marshall	2	0	0.0	0	0
Henderson	1	45	45.0	45	0
Lewis	1	43	43.0	43t	1
Coleman	1	24	24.0	24	0
P. Johnson	1	13	13.0	13	0
Glenn	1	5	5.0	5	0
Jets	**18**	**379**	**21.1**	**51t**	**4**
Opp.	**10**	**100**	**10.0**	**23**	**0**

PUNTING

Player	No	Yds	Avg	Net	Tb	In	Lg	Blk
Hansen	71	3,068	43.2	35.3	5	20	58	1
Hall	3	144	48.0	38.0	0	0	57	0
Jets	**75**	**3,212**	**42.8**	**35.3**	**5**	**20**	**58**	**1**
Opp.	**92**	**3,862**	**42.0**	**32.7**	**9**	**17**	**74**	**2**

PUNT RETURNS

Player	No	FC	Yds	Avg	Lg	TD
L. Johnson	51	6	619	12.1	66t	1
Ward	8	2	55	6.9	12	0
Jets	**59**	**8**	**674**	**11.4**	**66t**	**1**
Opp.	**47**	**13**	**459**	**9.8**	**47**	**0**

SCORING

Player	TD	Ru	Pa	Rt	PAT	FG	S	2pt	TP
Hall	0	0	0	0	36/36	28/41	0	0	120
Murrell	7	7	0	0	-	-	0	0	42
K. Johnson	5	0	5	0	-	-	0	0	30
L. Johnson	4	2	0	2	-	-	0	0	24
Baxter	3	0	3	0	-	-	0	0	18
Chrebet	3	0	3	0	-	-	0	0	18
Smith	3	0	0	3	-	-	0	0	18
Brady	2	0	2	0	-	-	0	0	12
Graham	2	0	2	0	-	-	0	0	12
Van Dyke	2	0	2	0	-	-	0	0	12
Anderson	1	0	1	0	-	-	0	0	6
Glenn	1	0	0	1	-	-	0	0	6
Lewis	1	0	0	1	-	-	0	0	6
Mickens	1	0	0	1	-	-	0	0	6
Neal	1	1	1	0	-	-	0	0	6
O'Donnell	1	0	0	0	-	-	0	0	6
Ward	1	1	1	0	-	-	0	0	6
Jets	**38**	**10**	**20**	**8**	**36/36**	**28/41**	**0**	**0**	**348**
Opp.	**33**	**9**	**23**	**1**	**27/28**	**18/27**	**2**	**2**	**287**

Two Point Conversions: Jets 0-2, Opponents 2-5

KICK RETURNS

Player	No	Yds	Avg	Lg	TD
Glenn	28	741	26.5	96t	1
L. Johnson	12	319	26.6	101t	1
Van Dyke	6	138	23.0	30	0
Neal	2	22	11.0	22	0
Ward	2	10	5.0	11	0
Baxter	1	0	0.0	0	0
Chrebet	1	5	5.0	5	0
Ferguson	1	1	1.0	1	0
Hamilton	1	0	0.0	0	0
Jets	**54**	**1,236**	**22.9**	**101t**	**2**
Opp.	**54**	**1,134**	**21.0**	**63**	**0**

FIELD GOALS

Player	1-19	20-29	30-39	40-49	50+
Hall	1/1	10/11	11/17	2/6	4/6
Jets	**1/1**	**10/11**	**11/17**	**2/6**	**4/6**
Opp.	**0/0**	**7/8**	**5/9**	**6/9**	**0/1**

Hall: (55G,28G) (39N,26G,19G,52G) (27G,29B) (34G,47G,26G) (44G, 36N) (53G,37G,23G) (30N) (35N,35G,68N,36N) (47N,28G,33G,31G,37G) (39N,29G) (48N,34G,35G,34G) (28G,27G,51G,42N) (53N,22G) (42N) (32G) (32G)

Opponents: (31G) () (33G,34G) (44N,43G,27N, 35B,47N) () (48G) (23G,30N) (24G) (41G,22G,24G) (21G) (34N,32N) (49N) (49G, 34G) (38G,20G,42G) (51N) (44G, 25G)

USUAL STARTERS

Offense		Defense	
WR	J. Graham	LE	R. Lyle
LT	J. Elliott	NT	E. Logan
LG	L. Palelei	RE	H. Douglas
C	R. Duffy	LOLB	M. Lewis
RG	M. O'Dwyer	LILB	P. Johnson
RT	D. Williams	MLB	M. Jones
TE	K. Brady	ROLB	J. Farrior
WR	K. Johnson	LCB	A. Glenn
QB	N. O'Donnell	RCB	O. Smith
RB	A. Murrell	SS	V. Green
FB	L. Neal	FS	J. Henderson

PASSING

Player	Att	Cmp	Yards	Cmp%	Yds/Att	TD	TD%	Int	Int%	Lg	Sk/Yds	Rating
O'Donnell	460	259	2,796	56.3	6.08	17	3.7	7	1.5	70	45/289	80.3
Foley	97	56	705	57.7	7.27	3	3.1	1	1.0	35t	3/24	86.5
Lucas	4	3	28	75.0	7.0	0	0.0	1	25.0	19	0/0	54.2
L. Johnson	2	0	0	0.0	0.0	0	0.0	1	50.0	0	0/0	0.0
Hansen	1	1	26	100.0	26.0	0	0.0	0	0.0	26	0/0	118.8
Jets	**564**	**319**	**3,555**	**56.6**	**6.3**	**20**	**3.5**	**10**	**1.8**	**70**	**48/313**	**79.9**
Opp.	**558**	**304**	**3,663**	**54.5**	**6.56**	**23**	**4.1**	**18**	**3.2**	**67**	**29/242**	**75.1**

Coaching Staff: Bill Belichick, Defense Coordinator; **Maurice Carthon**, Running Backs; **Romeo Crennel**, Defensive Line; **Ron Erhardt**, Quarterbacks; **Al Groh**, Linebackers; **Todd Haley**, Offensive Assistant/Quality Control; **Pat Hodgson**, Tight Ends; **Bill Buir**, Offensive Line; **John Lott**, Strength & Conditioning; **Eric Mangini**, Defensive Assistant; **Mike Sweatman**, Special Teams; **Charlie Weis**, Wide Receivers.

1998 SEASON (12-4)

Head Coach: Bill Parcells - First in AFC East
Home Stadium: The Meadowlands

Date	W-L	Score	Opponents	Attendance
9/6	L	30-36	at San Francisco (OT)	64,419
9/13	L	10-24	Baltimore	70,063
9/20	W	44-6	Indianapolis	79,469
10/4	W	20-9	Miami	75,257
10/11	L	10-30	at St. Louis	55,938
10/19	W	24-14	at New England	60,062
10/25	W	28-3	Atlanta	71,573
11/1	W	20-17	at Kansas City	65,104
11/8	W	34-12	Buffalo	75,043
11/15	L	23-24	at Indianapolis	55,520
11/22	W	24-3	at Tennessee	37,084
11/29	W	48-21	Carolina	71,501
12/6	W	32-31	Seattle	72,200
12/13	W	21-16	at Miami	74,369
12/19	W	17-10	at Buffalo	79,056
12/27	W	31-10	New England	74,302
		POSTSEASON		
1/10	W	34-24	Jacksonville	78,817
1/17	L	10-23	at Denver	75,402

1998 AFC EAST STANDINGS

Jets	**12**	**4**	**0**	**.750**
Miami	10	6	0	.625
Buffalo	10	6	0	.625
New England	9	7	0	.563
Indianapolis	3	13	0	.188

SCORE BY QUARTER

Jets	78	125	101	112	4	**416**
Opp.	75	63	54	68	62	**266**

TEAM STATISTICS

	Jets	Opp.
Total First Downs	**338**	**263**
By Rushing	99	87
By Passing	207	150
By Penalty	32	26
Third Down: Md/Att.	103/224	79/222
Third Down: Eff.	46	35.6
Fourth Down: Made/Att	9/16	12/22
Fourth Down: Pct.	56.3	54.4
Total Net Yards	**5,715**	**4,699**
Avg. per Game	357.2	293.7
Total Offensive Plays	1,057	980
Avg. per Play	5.4	4.8
Net Yards Rushing	**1,879**	**1,659**
Total Rushing Plays	500	400
Avg. per Rush	3.8	4.1
Avg. per Game	117.4	103.7
Net Yards Passing	**3,836**	**3,040**
Avg. per Game	239.8	190
Sacked/Yards Lost	25/196	36/259
Gross Yards Passing	4,032	3,299
Att./Completions	532/318	544/285
Completion Pct.	59.8	52.4
Had Intercepted	13	21
Punts/Avg.	**65/40.6**	**85/42.2**
Punt Return/Avg.	**7.3**	**10.3**
Net Punting Avg.	**65/34.6**	**85/36.1**
Penalties/Yards	**85/651**	**109/967**
Fumbles/Lost	**23/11**	**25/9**
Touchdowns	**49**	**30**
Rushing	12	11
Passing	33	16
Returns	4	3

RUSHING

Player	No	Yds	Avg	Lg	TD
Martin	369	1,287	3.5	60t	8
L. Johnson	41	185	4.5	40	2
Sowell	40	164	4.1	33	0
Testaverde	24	104	4.3	25	1
K. Johnson	2	60	0.0	35t	1
Meggett	7	24	3.4	18	0
Foley	5	-11	2.2	1	0
Lucas	5	23	4.6	16	0
Byars	4	34	8.5	13	0
Ward	2	7	3.5	4	0
Anderson	1	2	2.0	2	0
Jets	**500**	**1,879**	**3.8**	**60t**	**12**
Opp.	**400**	**1,659**	**4.1**	**96t**	**11**

RECEIVING

Player	No	Yds	Avg	Lg	TD
Johnson	83	1,131	13.6	41t	10
Chrebet	75	1,083	14.4	63t	8
Martin	43	365	8.5	23	1
Brady	30	315	10.5	35	5
Byars	26	258	9.9	29	3
Ward	25	477	19.1	71t	4
L. Johnson	13	222	17.1	82t	2
Sowell	10	59	5.9	13	0
Van Dyke	5	40	8.0	15	0
Baxter	3	50	16.7	23	0
Anderson	3	12	4.0	7	0
Meggett	1	15	15.0	15	0
Spence	1	5	5.0	5	0
Jets	**318**	**4,032**	**12.7**	**82t**	**33**
Opp.	**285**	**3,299**	**11.6**	**70t**	**16**

INTERCEPTIONS

Player	No	Yds	Avg	Lg	TD
Glenn	6	23	3.8	26	0
Green	4	99	24.8	87	0
Micken	3	10	3.3	10	0
Smith	2	34	17.0	32	0
Williams	1	34	34.0	34	0
Gordon	1	31	31.0	31t	1
J. Henderson	1	21	21.0	21	0
Lewis	1	11	11.0	11	0
Brown	1	0	0.0	0	0
Johnson	1	0	0.0	0	0
Jets	**21**	**263**	**12.5**	**87**	**1**
Opp.	**13**	**234**	**18.0**	**61**	**2**

PUNTING

Player	No	Yds	Avg	Net	Tb	In	Lg	Blk
B. Hansen	31	1,233	39.8	32.7	2	6	62	0
Kidd	28	1,166	41.6	36.9	2	8	57	0
Gallery	6	238	39.7	33.3	0	2	49	0
Jets	**65**	**2,637**	**40.6**	**24.6**	**4**	**16**	**62**	**0**
Opp.	**85**	**3,587**	**42.2**	**36.1**	**10**	**20**	**64**	**0**

PUNT RETURNS

Player	No	FC	Yds	Avg	Lg	TD
L. Johnson	29	12	203	7.0	23	0
Ward	8	3	72	9.0	20	0
Meggett	5	0	40	8.0	18	0
Frost	1	0	0	0.0	0	0
Jets	**43**	**15**	**315**	**7.3**	**23**	**0**
Opp.	**30**	**13**	**309**	**10.3**	**69t**	**1**

SCORING

Player	TD	Ru	Pa	Rt	PAT	FG	S	2pt	TP
Hall	0	0	0	0	45/46	23/35	0	0	120
K. Johnson	11	1	10	0	-	-	0	0	66
Martin	9	8	1	0	-	-	0	0	54
Chrebet	8	0	8	0	-	-	0	0	48
Brady	5	0	5	0	-	-	0	0	30
L. Johnson	4	2	2	0	-	-	0	0	24
Ward	4	0	4	0	-	-	0	0	24
Byars	3	0	3	0	-	-	0	0	18
Cascadden	1	0	0	1	-	-	0	0	6
Glenn	1	0	0	1	-	-	0	0	6
Gordon	1	0	0	1	-	-	0	0	6
J. Henderson	1	0	0	1	-	-	0	0	6
Testaverde	1	1	0	0	-	-	0	0	6
Cox	0	0	0	0	-	-	1	0	2
Two Point Conversions: Team 0-3, Opponents 0-2									
Jets	**49**	**12**	**33**	**4**	**45/46**	**25/351**	**0**		**416**
Opp.	**30**	**11**	**16**	**3**	**26/27**	**20/250**	**0**		**266**

KICK RETURNS

Player	No	Yds	Avg	Lg	TD
Glenn	24	585	24.4	62	0
L. Johnson	16	366	22.9	37	0
Williams	11	230	20.9	31	0
Ward	3	60	20.0	23	0
Brady	1	20	20.0	20	0
Meggett	1	16	16.0	16	0
Baxter	1	8	8.0	8	0
Jets	**57**	**1,285**	**22.5**	**62**	**0**
Opp.	**60**	**1,370**	**22.8**	**47**	**0**

FIELD GOALS

Player	1-19	20-29	30-39	40-49	50+
Hall	0/0	9/9	9/13	6/10	1/3
Jets	**0/0**	**9/9**	**9/13**	**6/10**	**1/3**
Opp.	**5/7**	**5/7**	**5/5**	**6/8**	**3/4**

Hall: (24G,45N,32G,31G) (60N,20G) (36G) (47G,44B,25G) (54G) (38B,23G)() (20G,31N,55N,32G) (49G,43G (37G,40G,25G,47N) (39N,43G) (30G,37G,26G,38G) (20G,20G) (32B) (48G,46N) (36G)

Opponents: (47N,22G) (29G,44N) (43G,24G) (46G) (52G,30G,34G,29N) () (53G) (42G) (40G,37G,44G,21G) (31G,63N) (34G) () (50G) (24G) (28N,44G) (19G)

USUAL STARTERS

Offense		Defense	
WR	W. Chrebet	LE	R. Lyle
LT	J. Elliott	LT	J. Ferguson
LG	T. Burger	RT	E. Logan
C	K. Mawae	RE	A. Pleasant
RG	M. O'Dwyer	LLB	M. Lewis
RT	J. Fabini	MLB	P. Johnson
TE	K. Brady	RLB	B. Cox
WR	K. Johnson	LCB	A. Glenn
QB	V. Testaverde	RCB	O. Smith
RB	C. Martin	SS	V. Green
FB	K. Byars	FS	J. Henderson

Pro Bowl: CB Aaron Glenn, WR Keyshawn Johnson, LB Mo Lewis, RB Curtis Martin, QB Vinny Testaverde

PASSING

Player	Att	Cmp	Yards	Cmp%	Yds/Att	TD	TD%	Int	Int%	Lg	Sk/Yds	Rating
Testaverde	421	259	3,256	61.5	7.73	29	6.9	7	1.7	82t	19/140	101.6
Foley	108	58	749	53.7	6.94	4	3.7	6	5.6	48	5/49	64.9
Lucas	3	1	27	3.33	9.00	0	0.0	0	0.0	27	0/0	67.4
Jets	**532**	**318**	**4,032**	**59.8**	**7.58**	**33**	**6.2**	**13**	**2.4**	**82t**	**25/196**	**94**
Opp.	**544**	**285**	**3,299**	**52.4**	**6.06**	**16**	**2.9**	**21**	**3.9**	**70t**	**36/259**	**64.7**

Coaching Staff: **Bill Belichick**, Asst. Head Coach/Secondary; **Maurice Carthon**, Running Backs; **Romeo Crennel**, Defensive Line; **Al Groh**, Linebackers; **Todd Haley**, Offensive Assistant/Quality Control; **Dan Henning**, Quarterbacks; **Pat Hodgson**, Tight Ends; **John Lott**, Strength and Conditioning; **Eric Mangini**, Defensive Asst./Quality Control; **Bill Muir**, Offensive Line; **Mike Sweatman**, Special Teams; **Charlie Weis**, Offensive Coordinator/Wide Receivers.

1999 SEASON (8-8)

Head Coach: Bill Parcells - Fourth in AFC East
Home Stadium: The Meadowlands

Date	W-L	Score	Opponents	Attendance
9/12	L	28-30	New England	78,227
9/19	L	3-17	at Buffalo	68,839
9/26	L	20-27	Washington	78,161
10/3	W	21-13	at Denver	74,181
10/11	L	6-16	Jacksonville	78,216
10/17	L	13-16	Indianapolis	78,112
10/24	L	23-24	at Oakland	47,326
11/7	W	12-7	Arizona	77,857
11/15	W	24-17	at New England	59,077
11/21	W	17-7	Buffalo	79,285
11/28	L	6-13	at Indianapolis	56,689
12/5	L	28-41	at NY Giants	78,200
12/12	W	28-20	Miami	78,246
12/19	W	22-21	at Dallas	64,271
12/27	W	38-31	at Miami	74,230
1/2	W	19-9	Seattle	78,154

1999 AFC EAST STANDINGS

Indianapolis	13	3	0	.813
Buffalo	11	5	0	.688
Miami	9	7	0	.563
Jets	**8**	**8**	**0**	**.500**
New England	8	8	0	.500

SCORE BY QUARTER

Jets	55	101	48	104	**308**
Opp.	66	81	78	84	**309**

TEAM STATISTICS

	Jets	Opp.
Total First Downs	**268**	**299**
By Rushing	111	97
By Passing	139	180
By Penalty	18	22
Third Down: Md/Att.	78/226	90/221
Third Down: Eff.	34.5	40.7
Fourth Down: Made/Att	11/25	6/13
Fourth Down: Pct.	44	46.2
Total Net Yards	**4,752**	**5,379**
Avg. per Game	297	336
Total Offensive Plays	999	1,030
Avg. per Play	4.8	5.2
Net Yards Rushing	**1,961**	**1,703**
Total Rushing Plays	486	430
Avg. per Rush	4.0	3.9
Avg. per Game	122.6	106.4
Net Yards Passing	**2,791**	**3,676**
Avg. per Game	174.4	229.8
Sacked/Yards Lost	37/210	26/184
Gross Yards Passing	3,001	3,860
Att./Completions	476/272	574/319
Completion Pct.	57.1	55.6
Had Intercepted	16	24
Punts/Avg.	**82/45.0**	**78/40.9**
Punt Return/Avg.	**7.4**	**9.1**
Net Punting Avg.	**82/38.1**	**78/34.8**
Penalties/Yards	**87/771**	**76/685**
Fumbles/Lost	**22/6**	**24/11**
Touchdowns	**33**	**33**
Rushing	7	16
Passing	22	16
Returns	4	1

RUSHING

Player	No	Yds	Avg	Lg	TD
Martin	367	1,464	4.0	50	5
Lucas	41	144	3.5	21	1
Parmalee	27	133	4.9	18	0
Mirer	21	89	4.2	12	1
Anderson	16	84	5.3	16	0
Stone	2	27	13.5	36	0
Tupa	2	8	4.0	4	0
K. Johnson	5	6	1.2	12	0
Sowell	3	5	1.7	3	0
L. Johnson	1	2	2.0	2	0
Ward	1	1	1.0	1	0
Jets	**486**	**1,961**	**4.0**	**50**	**7**
Opp.	**430**	**1,703**	**4.0**	**36**	**16**

RECEIVING

Player	No	Yds	Avg	Lg	TD
K. Johnson	89	1,170	13.1	65	8
Chrebet	48	631	13.1	50t	3
Martin	45	259	5.8	34	0
Anderson	29	302	10.4	29	3
Ward	22	325	14.8	56t	3
Parmalee	15	113	7.5	23	0
Baxter	8	66	8.3	24	2
E. Green	7	37	5.3	10t	2
Early	6	83	13.8	24	0
Spence	3	15	5.0	9	1
Jets	**272**	**3,001**	**11.0**	**65**	**22**
Opp.	**319**	**3,860**	**12.1**	**80t**	**16**

INTERCEPTIONS

Player	No	Yds	Avg	Lg	TD
Coleman	6	165	27.5	98t	1
V. Green	5	92	18.4	32	0
Glenn	3	20	6.7	12	0
Stoutmire	2	97	48.5	67t	1
Phifer	2	20	10.0	16	0
Wiltz	2	5	2.5	5	0
Mickens	2	2	1.0	2	0
Cox	1	27	27.0	27t	1
M. Jones	1	15	15.0	15	0
Jets	**24**	**443**	**18.5**	**98t**	**3**
Opp.	**29**	**545**	**18.8**	**98t**	**4**

PUNTING

Player	No	Yds	Avg	Net	Tb	In	Lg	Blk
Tupa	81	3,659	45.2	38.2	7	25	69	0
Hall	1	34	34.0	34.0	0	1	34	0
Jets	**82**	**3,693**	**45.0**	**38.1**	**7**	**26**	**69**	**0**
Opp.	**78**	**3,190**	**40.9**	**34.8**	**8**	**20**	**83**	**0**

PUNT RETURNS

Player	No	FC	Yds	Avg	Lg	TD
Ward	38	12	288	7.6	23	0
Sawyer	4	1	25	6.3	11	0
L. Johnson	1	1	6	6.0	6	0
Jets	**43**	**14**	**319**	**7.4**	**23**	**0**
Opp.	**47**	**6**	**427**	**9.1**	**35**	**0**

SCORING

Player	TD	Ru	Pa	Rt	PAT	FG	S	2pt	TP
Hall	0	0	0	0	27/27	27/33	0	0	108
K. Johnson	8	0	8	0	-	-	0	0	48
Martin	5	5	0	0	-	-	0	0	30
Anderson	3	0	3	0	-	-	0	0	18
Chrebet	3	0	3	0	-	-	0	0	18
Ward	3	0	3	0	-	-	0	0	18
Baxter	2	0	2	0	-	-	0	0	12
E. Green	2	0	2	0	-	-	0	0	12
Coleman	1	0	0	1	-	-	0	0	6
Cox	1	0	0	1	-	-	0	0	6
Lucas	1	1	0	0	-	-	0	0	6
Mirer	1	1	0	0	-	-	0	0	6
Ogbogu	1	0	0	1	-	-	0	0	6
Spence	1	0	1	0	-	-	0	0	6
Stoutmire	1	0	0	0	-	-	0	0	6
Two Point Conversions: Jets 0-4, Opponents 0-0									
Jets	**33**	**7**	**22**	**4**	**27/29**	**27/331**	**0**	**0**	**308**
Opp.	**33**	**16**	**16**	**1**	**33/33**	**26/310**	**0**	**0**	**309**

KICK RETURNS

Player	No	Yds	Avg	Lg	TD
Stone	28	689	24.6	50	0
Glenn	27	601	22.3	46	0
Williams	6	166	27.7	81	0
Farmer	4	84	21.0	30	0
L. Johnson	2	31	15.5	17	0
Jets	**67**	**1,571**	**23.4**	**81**	**0**
Opp.	**63**	**1,589**	**25.2**	**95**	**0**

FIELD GOALS

Player	1-19	20-29	30-39	40-49	50+
Hall	0/0	3/4	17/17	7/12	0/0
Jets	**0/0**	**3/4**	**17/17**	**7/12**	**0/0**
Opp.	**1/1**	**11/11**	**8/8**	**4/8**	**2/3**

Hall: () (31G) (37G,34G) (43N) (33G,42G) (43N,45G,39G) (32G,37G,43G) (44G,29N,33G,45N) (26G) (36G) (33G,30G) () (47N,28G,31G,46G) (47G,33G,49N,37G) (48G) (23G,30G,31G,35G)

Opponents: (33G,21G,23G) (44N,45N,35G) (26G,50G) (26G,51G) (32G,44G,21G) (31G,18G,27G) (25G) () (22G) (40N,45N) (22G,37G) (41G,31G) (24G,33G) () (54N,37G) (25G,41G,45G)

USUAL STARTERS

Offense		Defense	
WR	W. Chrebet	LE	R. Lyle
LT	J. Elliott	NT	J. Ferguson
LG	K. Jenkins	RE	A. Pleasant
C	K. Mawae	LOLB	M. Lewis
RG	R. Thomas	LILB	B. Cox
RT	J. Fabini/R.Young	ROLB	R. Phifer
TE	F. Baxter	RILB	M. Jones
WR	K. Johnson	LCB	A. Glenn
QB	R. Lucas	RCB	M. Coleman
RB	C. Martin	SS	V. Green
FB	R. Anderson	FS	S. Atwater

Pro Bowl: WR Keyshawn Johnson, LB Mo Lewis, C Kevin Mawae, P Tom Tupa

PASSING

Player	Att	Cmp	Yards	Cmp%	Yds/Att	TD	TD%	Int	Int%	Lg	Sk/Yds	Rating
Lucas	272	161	1,678	59.2	6.17	14	5.1	6	2.2	56t	11/69	85.1
Mirer	187	95	1,062	54	6.03	5	2.8	9	5.1	50	22/102	60.4
Testaverde	15	10	96	66.7	6.40	1	6.7	1	6.7	27t	0/0	78.8
Tupa	11	6	165	54.5	15.0	2	18.2	0	0.0	65	3/30	139.2
K. Johnson	1	0	0	0.0	0	0.0	0.0	0	0.0	0	1/9	39.6
Sowell	1	0	0	0.0	0.0	0	0.0	0	0.0	0	0/0	39.6
Jets	**476**	**272**	**3,001**	**57.1**	**6.3**	**22**	**4.6**	**16**	**3.4**	**65**	**37/210**	**77.4**
Opp.	**574**	**319**	**3,860**	**55.6**	**6.72**	**16**	**2.8**	**24**	**4.2**	**80t**	**26/184**	**68.3**

Coaching Staff: **Bill Belichick**, Asst. Head Coach/Secondary; **Maurice Carthon**, Running Backs; **Romeo Crennel**, Defensive Line; **Al Groh**, Linebackers; **Todd Haley**, Wide Receivers; **Dan Henning**, Quarterbacks; **Pat Hodgson**, Tight Ends; **John Lott**, Strength/Conditioning; **Eric Mangini**, Defensive Asst./ Quality Control; **Bill Muir**, Offensive Line; **Mike Sweatman**, Special Teams; **Charlie Weis**, Offensive Coordinator/Fullbacks.

2000 SEASON (9-7)

Head Coach: Al Groh - Third in AFC East
Home Stadium: The Meadowlands

Date	W-L	Score	Opponents	Attendance
9/3	W	20-16	at Green Bay	59,870
9/11	W	20-19	New England	77,687
9/17	W	27-14	Buffalo	77,884
9/24	W	21-17	at Tampa Bay	65,619
10/8	L	3-20	Pittsburgh	78,441
10/15	W	34-17	at New England	60,292
10/23	W	40-37	Miami (OT)	78,389
10/29	L	20-23	at Buffalo	72,861
11/5	L	23-30	Denver	78,305
11/12	L	15-23	at Indianapolis	56,657
11/19	W	20-3	at Miami	74,320
11/26	W	17-10	Chicago	77,354
12/3	W	27-17	Indianapolis	78,138
12/10	L	7-31	at Oakland	62,632
12/17	L	7-10	Detroit	77,513
12/24	L	20-34	at Baltimore	69,184

2000 AFC EAST STANDINGS

Miami	11	5	0	.688
Indianapolis	10	6	0	.625
Jets	**9**	**7**	**0**	**.563**
Buffalo	8	8	0	.500
New England	5	11	0	.313

SCORE BY QUARTER

Jets	90	69	40	119	3	**321**
Opp.	67	120	46	88	0	**321**

TEAM STATISTICS

	Jets	Opp.
Total First Downs	**308**	**267**
By Rushing	84	98
By Passing	192	152
By Penalty	32	17
Third Down: Md/Att.	89/233	93/238
Third Down: Eff.	38.2	39.1
Fourth Down: Made/Att	11/17	7/16
Fourth Down: Pct.	64.7	43.8
Total Net Yards	**5,395**	**4,820**
Avg. per Game	337.2	301.2
Total Offensive Plays	1,075	1,033
Avg. per Play	5.0	4.7
Net Yards Rushing	**1,471**	**1,888**
Total Rushing Plays	418	476
Avg. per Rush	3.5	4.0
Avg. per Game	91.9	118.0
Net Yards Passing	**3,924**	**2,932**
Avg. per Game	245.3	183.3
Sacked/Yards Lost	20/99	40/234
Gross Yards Passing	4,023	3,166
Att./Completions	637/352	517/265
Completion Pct.	55.3	51.3
Had Intercepted	29	21
Punts/Avg	**83/44.7**	**88/40.0**
Punt Return/Avg.	**7.3**	**15.7**
Net Punting Avg.	**83/33.2**	**88/35.3**
Penalties/Yards	**76/626**	**100/832**
Fumbles/Lost	**18/11**	**21/14**
Touchdowns	**36**	**33**
Rushing	11	9
Passing	23	17
Returns	2	7

RUSHING

Player	No	Yds	Avg	Lg	TD
Martin	316	1,204	3.8	55	9
Parmalee	27	87	3.2	18t	2
R. Anderson	27	63	2.3	9	0
Lucas	6	42	7.0	17	0
Testaverde	25	32	1.3	15	0
Ward	4	23	5.8	12	0
Coles	2	15	7.5	8	0
Lewis	1	3	3.0	3	0
Stone	3	3	1.0	9	0
W. Hayes	1	2	2.0	2	0
Pennington	1	0	0.0	0	0
Sowell	2	0	0.0	1	0
Chrebet	3	-3	-1.0	8	0
Jets	**418**	**1,471**	**3.5**	**55**	**11**
Opp.	**476**	**1,888**	**4.0**	**68t**	**9**

RECEIVING

Player	No	Yds	Avg	Lg	TD
R. Anderson	88	853	9.7	41	2
Martin	70	508	7.3	31	2
Chrebet	69	937	13.6	50	8
Ward	54	801	14.8	61	3
Coles	22	370	16.8	63	1
Becht	16	144	9.0	30	2
Parmalee	9	66	7.3	18	0
W. Hayes	6	126	21.0	32	0
Sowell	6	84	14.0	62	0
Brisby	4	60	15.0	19	0
Baxter	4	22	5.5	12t	2
Wiggins	2	4	2.0	3	1
Coleman	1	45	45.0	45t	1
Elliott	1	3	3.0	3t	1
Jets	**352**	**4,023**	**11.4**	**63**	**23**
Opp.	**265**	**3,166**	**11.9**	**75**	**17**

INTERCEPTIONS

Player	No	Yds	Avg	Lg	TD
V. Green	6	144	24.0	43	1
Glenn	4	34	8.5	34	0
Coleman	4	6	1.5	7	0
Lewis	1	23	23.0	23	0
N. Ferguson	1	20	20.0	20	0
Ellis	1	1	1.0	1	0
Frost	1	1	1.0	1	0
Farrior	1	0	0.0	0	0
C. Hayes	1	0	0.0	0	0
Scott	1	0	0.0	0	0
Jets	**21**	**229**	**10.9**	**43**	**1**
Opp.	**29**	**545**	**18.8**	**98t**	**4**

PUNTING

Player	No	Yds	Avg.	Net	Tb	In	Lg	Blk
Tupa	83	3,714	44.7	33.2	15	18	70	0
Jets	**83**	**3,714**	**44.7**	**33.2**	**15**	**18**	**70**	**0**
Opp.	**88**	**3,523**	**40.0**	**35.3**	**7**	**19**	**57**	**0**

PUNT RETURNS

Player	No	FC	Yds	Avg	Lg	TD
Ward	27	19	214	7.9	19	0
L. Johnson	10	0	62	6.2	16	0
Dunn	1	0	0	0.0	0	0
Jets	**38**	**19**	**276**	**7.3**	**19**	**0**
Opp.	**42**	**9**	**660**	**15.7**	**89t**	**2**

SCORING

Player	TD	RU	PART	PAT	FG	S	2pt	TP
Hall	0	0	0	0 30/30	21/32	0	0	93
Martin	11	9	2	0 -	-	0	0	66
Chrebet	8	0	8	0 -	-	0	0	48
Conway	0	0	0	0 2/2	2/2	0	0	8
Ward	0	0	3	0 -	-	0	0	18
R. Anderson	3	0	2	0 -	-	0	0	12
Baxter	2	0	2	0 -	-	0	0	12
Becht	2	0	2	0 -	-	0	0	12
Parmalee	2	2	0	0 -	-	0	0	12
Coleman	2	0	1	0 -	-	0	1	8
Coles	1	0	1	0 -	-	0	1	8
Elliott	1	0	1	0 -	-	0	0	6
V. Green	1	0	0	1 -	-	0	0	6
Wiggins	1	0	1	0 -	-	0	0	6
Two Point Conversions: Jets 2-4, Opponents 1-1								
Jets	**36**	**11**	**23**	**2 32/32**	**23/340**	**2**	**4**	**321**
Opp.	**33**	**9**	**17**	**7 32/32**	**29/341**	**1**	**1**	**321**

KICK RETURNS

Player	No	Yds	Avg	Lg	TD
Stone	25	555	22.2	43	0
Williams	21	551	26.2	97t	1
Coles	11	207	18.8	24	0
L. Johnson	6	117	19.5	27	0
Glenn	3	51	17.0	22	0
Becht	2	0	0.0	0	0
Dunn	2	35	17.5	21	0
Baxter	1	15	15.0	15	0
Scott	1	0	0.0	0	0
Sowell	1	9	9.0	9	0
Wiggins	1	12	12.0	12	0
Jets	**74**	**1,552**	**21.0**	**97t**	**1**
Opp.	**62**	**1,424**	**23.0**	**47**	**0**

FIELD GOALS

Player	1-19	20-29	30-39	40-49	50+
Hall	0/0	8/9	6/8	6/12	1/3
Conway	1/1	0/0	0/0	1/1	0/0
Jets	**1/1**	**8/9**	**6/8**	**7/13**	**1/3**
Opp.	**0/0**	**8/9**	**12/13**	**9/12**	**0/0**

Hall: (52N,23G,48N,39G) () (51G, 33N,27G) (41G,27G) (29B,40G) (38G,46N,27G) (34G,40G) (40G,36G) (45G,26G,28G) (47N,51N) (39G, 33G) (20G,46N) (49N,45G,21G) () (47N,35N) ()
Conway: () () () () () () () () () () () () () () () (40G,19G)

Opponents: (45G,42G,42G) (32G,35G,30G,33G,29N) (43B) (22G) (43G,29G) (23G) (28G,42G,36N,44G) (20G,44B,29G,34G) (31G,41G,23G) (26G,38G,35G) (47G) (39G) (32G) (32G) (35G) (42G,45N)

USUAL STARTERS

Offense		Defense	
WR	W. Chrebet	LE	R. Lyle
LT	J. Fabini	NT	J. Ferguson
LG	K. Jenkins	RE	S. Burton
C	K. Mawae	LOLB	M. Lewis
RG	R. Thomas	LILB	B. Cox
RT	R. Young	RILB	M. Jones
TE	A. Becht	ROLB	R. Phifer
WR	D. Ward	LCB	A. Glenn
QB	V. Testaverde	RCB	M. Coleman
RB	C. Martin	SS	V. Green
FB	R. Anderson	FS	C. Hayes

Pro Bowl: FB Richie Anderson, LB Mo Lewis, C Kevin Mawae

PASSING

Player	Att	Cmp	Yards	Cmp%	Yds/Att	TD	TD%	Int	Int%	Lg	Sk/Yds	Rating
Testaverde	590	328	3,732	55.6	6.33	21	3.6	25	4.2	63	13/71	69.0
Lucas	41	21	206	51.2	5.02	0	0	4	9.8	40	6/24	26.1
Pennington	5	2	67	40.0	13.4	1	20.0	0	0.0	62	1/4	127.1
Martin	1	1	18	100.0	18.0	1	100.0	0	0.0	18t	0/0	158.3
Jets	**637**	**352**	**4,023**	**55.3**	**6.32**	**23**	**3.6**	**29**	**4.6**	**63**	**20/99**	**67.5**
Opp.	**517**	**265**	**3,166**	**51.3**	**6.12**	**17**	**3.3**	**21**	**4.1**	**75**	**40/234**	**64.3**

Coaching Staff: Todd Bowles, Defensive Backs; **Maurice Carthon**, Assistant Head Coach/Running Backs; **Mike Groh**, Offensive Assistant/Quality Control; **Todd Haley**, Wide Receivers; **Ray Hamilton,** Defensive Line; **Dan Henning**, Offensive Coordinator/Quarterbacks; **Pat Hodgson**, Offensive Assistant/Planning and Research; **John Lott**, Strength/Conditioning; **Bill Muir**, Offensive Line; **Mike Nolan**, Defensive Coordinator; **William Roberts**, Assistant Offensive Line; **Danny Rocco**, Defensive Assistant/Quality Control; **Bob Sutton**, Linebackers; **Mike Sweatman**, Special Teams; **Ken Whisenhunt**, Tight Ends.

2001 SEASON (10-6)

Head Coach: Herm Edwards - Third in AFC East
Home Stadium: The Meadowlands

Date	W-L	Score	Opponents	Attendance
9/9	L	24-45	Indianapolis	78,606
9/23	W	10-3	at New England	60,202
10/1	L	17-19	San Francisco	78,722
10/7	W	42-36	at Buffalo	72,654
10/14	W	21-17	Miami	78,823
10/21	L	14-34	St. Louis	78,766
10/28	W	13-12	at Carolina	72,642
11/4	W	16-9	at New Orleans	70,020
11/11	W	27-7	Kansas City	78,234
11/18	W	24-0	at Miami	74,259
12/2	L	16-17	New England	78,712
12/9	L	7-18	at Pittsburgh	62,884
12/16	W	15-14	Cincinnati	77,745
12/23	W	29-28	at Indianapolis	56,302
12/30	L	9-14	Buffalo	78,200
1/6	W	24-22	at Oakland	62,011
		POSTSEASON		
1/12	L	24-38	at Oakland	61,503

2001 AFC EAST STANDINGS

New England	11	5	0	.688
Miami	11	5	0	.688
Jets	**10**	**6**	**0**	**.625**
Indianapolis	6	10	0	.375
Buffalo	3	13	0	.188

SCORE BY QUARTER

Jets	78	85	80	65	**308**
Opp.	38	123	77	57	**295**

TEAM STATISTICS

	Jets	Opp.
Total First Downs	**274**	**284**
By Rushing	105	116
By Passing	151	155
By Penalty	18	13
Third Down: Md/Att.	76/200	101/227
Third Down: Eff.	38	44.5
Fourth Down: Made/Att	6/12	9/18
Fourth Down: Pct.	50	50
Total Net Yards	**4,795**	**5,153**
Avg. per Game	299.7	322.1
Total Offensive Plays	928	1,030
Avg. per Play	5.2	5
Net Yards Rushing	**2,054**	**2,154**
Total Rushing Plays	445	481
Avg. per Rush	4.6	4.5
Avg. per Game	128.4	134.6
Net Yards Passing	**2,741**	**2,999**
Avg. per Game	171.3	187.4
Sacked/Yards Lost	19/130	33/171
Gross Yards Passing	2,871	3,170
Att./Completions	464/272	516/313
Completion Pct.	58.6	60.7
Had Intercepted	14	20
Punts/Avg.	**76/39.0**	**75/40.7**
Punt Return/Avg.	**9.5**	**13.1**
Net Punting Avg.	**76/31.6**	**75/35.4**
Penalties/Yards	**62/507**	**85/700**
Fumbles/Lost	**22/7**	**29/19**
Touchdowns	**34**	**33**
Rushing	11	15
Passing	17	14
Returns	6	4

RUSHING

Player	No	Yds	Avg	Lg	TD
C. Martin	333	1,513	4.5	47	10
Jordan	39	292	7.5	46t	1
Coles	10	108	10.8	20	0
Anderson	26	102	3.9	12	0
Testaverde	31	25	.8.0	12	0
Pennington	1	11	11.0	11	0
Sowell	4	9	2.3	4	0
Moss	1	-6	-6.0	-6	0
Jets	**445**	**2,054**	**4.6**	**47**	**11**
Opp.	**481**	**2,154**	**4.5**	**56t**	**15**

RECEIVING

Player	No	Yds	Avg	Lg	TD
Coles	59	868	14.7	40t	7
Chrebet	56	750	13.4	36	1
C. Martin	53	320	6.0	27	0
Anderson	40	252	6.3	22	2
Becht	36	321	8.9	24	5
Swayne	13	203	15.6	27	0
Jordan	7	44	6.3	25t	1
Dearth	3	10	3.3	9	1
Hatchette	2	44	22.0	29	0
Moss	2	40	20.0	33	0
Sowell	1	19	19.0	19	0
Jets	**272**	**2,871**	**10.6**	**40t**	**17**
Opp.	**313**	**3,170**	**10.1**	**70t**	**14**

INTERCEPTIONS

Player	No	Yds	Avg	Lg	TD
A. Glenn	5	82	16.4	60t	1
V. Green	3	76	25.3	63t	1
Jones	3	27	9.0	18	0
Farrior	2	84	42.0	47	0
Robinson	2	58	29.0	30	0
Coleman	2	41	20.5	36	0
Lewis	1	17	17.0	17	0
Henderson	1	5	5.0	5	0
Burton	1	0	0.0	0	0
Jets	**20**	**390**	**19.5**	**63t**	**2**
Opp.	**14**	**222**	**15.9**	**49**	**1**

PUNTING

Player	No	Yds	Avg	Net	Tb	In	Lg	Blk
Tupa	67	2,575	38.4	32	5	21	59	0
Parks	5	238	47.6	22.6	1	1	56	0
Pope	4	153	38.3	36.3	0	2	47	0
Jets	**76**	**2,966**	**39.0**	**31.6**	**6**	**24**	**59**	**0**
Opp.	**75**	**3,056**	**40.7**	**35.4**	**4**	**28**	**65**	**2**

PUNT RETURNS

Player	No	FC	Yds	Avg	Lg	TD
Morton	13	7	113	8.7	33	0
Yeast	13	6	122	9.4	35	0
Moss	6	0	82	13.7	23	0
A. Glenn	2	1	6	3.0	4	0
Jets	**34**	**14**	**323**	**9.5**	**35**	**0**
Opp.	**34**	**11**	**446**	**13.1**	**78t**	**1**

SCORING

Player	TD	Ru	Pa	Rt	PAT	FG	S	2pt	TP
Hall	0	0	0	0	32/32	24/31	0	0	104
C. Martin	10	10	0	0	-	-	0	0	60
Coles	7	0	7	0	-	-	0	0	42
Becht	5	0	5	0	-	-	0	0	30
Anderson	2	0	2	0	-	-	0	0	12
Jordan	2	1	1	0	-	-	0	0	12
Abraham	1	0	0	1	-	-	0	0	6
Chrebet	1	0	1	0	-	-	0	0	6
Dearth	1	0	1	0	-	-	0	0	6
A. Glenn	1	0	0	1	-	-	0	0	6
J. Glenn	1	0	0	1	-	-	0	0	6
V. Green	1	0	0	1	-	-	0	0	6
C. Hayes	1	0	0	1	-	-	0	0	6
Lewis	1	0	0	1	-	-	0	0	6
Two Point Conversions: Jets 0-2, Opponents 1-3									
Jets	**34**	**11**	**17**	**6**	**32/32**	**24/31**	**0**	**0**	**308**
Opp.	**33**	**15**	**14**	**4**	**27/30**	**22/271**	**1**	**2**	**95**

KICK RETURNS

Player	No	Yds	Avg	Lg	TD
Yeast	29	663	22.9	50	0
Morton	12	247	20.6	33	0
Coles	9	211	23.4	34	0
Jordan	3	62	20.7	23	0
Dearth	1	7	7.0	7	0
Henderson	1	0	0.0	0	0
Sowell	1	6	6.0	6	0
Jets	**56**	**1,196**	**21.4**	**50**	**0**
Opp.	**63**	**1,355**	**21.5**	**65**	**0**

FIELD GOALS

Player	1-19	20-29	30-39	40-49	50+
Hall	1/1	8/8	5/7	7/9	3/6
Jets	**1/1**	**8/8**	**5/7**	**7/9**	**3/6**
Opp.	**1/1**	**9/10**	**5/5**	**6/10**	**1/1**

Hall: (22G) (26G) (50B,24G) () (43N) ()
(43G,34G) (39G,47G,35N,23G) (51G,31G)
(43G) (19G,40G,50G) (51N) (40N,24G,34N)
(47G,22G,48G,46G,24G,50N) (33G,28G,32G) (53G)

Opponents: (37G) (24G) (19G, 49G,35G,29G)
(28G) (26G) (47G,24G) (45G,45G) () ()
(42N) (28G) (26G,33G,40N,44N,38G,20G) ()
(45N,50G,43G) () (23G,44G,28N,37G)

USUAL STARTERS

Offense		Defense	
WR	W. Chrebet	LE	S. Ellis
LT	J. Fabini	NT	S. Burton
LG	K. Jenkins	DT	S. Martin
C	K. Mawae	RE	J. Abraham
RG	R. Thomas	LLB	M. Lewis
RT	R. Young	MLB	M. Jones
TE	A. Becht	RLB	J. Farrior
WR	L. Coles	LCB	A. Glenn
QB	V. Testaverde	RCB	M. Coleman
RB	C. Martin	SS	V. Green
FB	R. Anderson	FS	D. Robinson

Pro Bowl: DE Shaun Ellis, RB Curtis Martin, C Kevin Mawae

PASSING

Player	Att	Cmp	Yards	Cmp%	Yds/Att	TD	TD%	Int	Int%	Lg	Sk/Yds	Rating
Testaverde	441	260	2,752	59.9	6.24	15	3.4	14	3.2	40t	18/122	75.3
Pennington	20	10	92	50	4.6	1	5	0	0	24	1/8	79.6
Jordan	1	0	0	0.0	0.00	0	0.0	0	0.0	0	0/0	39.6
Jets	**464**	**272**	**2,871**	**58.6**	**6.19**	**17**	**3.7**	**14**	**3**	**40t**	**19/130**	**76.4**
Opp.	**516**	**313**	**3,170**	**60.7**	**6.14**	**14**	**2.7**	**20**	**3.9**	**70t**	**33/171**	**71.1**

Coaching Staff: **Bill Bradley**, Defensive Backs; **Rubin Carter**, Defensive Line; **Ted Cottrell**, Defensive Coordinator/Asst. Head Coach; **Paul Hackett**, Offensive Coordinator; **Bishop Harris**, Running Backs; **Mike Henning**, Offensive Asst./Quality Control; **Lou Hernandez**, Asst. Strength and Conditioning; **John Lott**, Strength and Conditioning; **David Merritt**, Defensive Asst.; **Bill Muir**, Offensive Line; **Phil Pettey**, Tight Ends; **Eric Price**, Offensive Asst./Quality Control; **Mose Rison**, Wide Receivers; **Bob Sutton**, Linebackers; **Mike Westhoff**, Special Teams.

2002 SEASON (9-7)

Head Coach: Herm Edwards - AFC East Champions
Home Stadium: The Meadowlands

Date	W-L	Score	Opponents	Attendance
9/8	W	37-31	at Buffalo (OT)	72,751
9/15	L	7-44	New England	78,726
9/22	L	30-3	at Miami	73,426
9/29	L	3-28	at Jacksonville	55,670
10/6	L	25-29	Kansas City	78,149
10/20	W	20-7	Minnesota	78,516
10/27	L	21-24	Cleveland	78,502
11/3	W	44-13	at San Diego	59,772
11/10	W	13-10	Miami	78,920
11/17	W	31-14	at Detroit	61,720
11/24	W	31-13	Buffalo	78,745
12/2	L	20-26	at Oakland	62,257
12/8	W	19-13	Denver	78,521
12/15	L	13-20	at Chicago	62,226
12/22	W	30-17	at New England	68,436
12/29	W	42-17	Green Bay	78,733
			POSTSEASON	
1/4	W	41-0	Indianapolis	78,524
1/12	L	10-30	Oakland	62,207

2002 AFC EAST STANDINGS

Jets	**9**	**7**	**0**	**.562**
New England	9	7	0	.562
Miami	9	7	0	.562
Buffalo	7	8	0	.500

SCORE BY QUARTER

Jets	69	118	65	101	6	**359**
Opp.	42	99	114	81	0	**336**

TEAM STATISTICS

	Jets	Opp.
Total First Downs	**300**	**313**
By Rushing	86	116
By Passing	190	178
By Penalty	24	19
Third Down: Md/Att.	76/188	93/211
Third Down: Eff.	40.4	44.1
Fourth Down: Made/Att	4/12	9/16
Fourth Down: Pct.	33.3	56.3
Total Net Yards	**5,036**	**5,463**
Avg. per Game	314.8	341.4
Total Offensive Plays	917	1008
Avg. per Play	5.5	5.4
Net Yards Rushing	**1,618**	**1,973**
Total Rushing Plays	400	427
Avg. per Rush	4.0	4.6
Avg. per Game	101.1	123.3
Net Yards Passing	**3,418**	**3,490**
Avg. per Game	213.6	218.1
Sacked/Yards Lost	32/201	30/195
Gross Yards Passing	3,619	3,685
Att./Completions	485/329	551/359
Completion Pct.	67.8	65.2
Had Intercepted	10	15
Time of Possession	**28:52**	**31:08**
Punts/Avg.	**64/40.8**	**62/40.3**
Punt Return/Avg.	**16.0**	**6.2**
Net Punting Avg.	**64/34.8**	**62/30.6**
Penalties/Yards	**79/685**	**99/809**
Fumbles/Lost	**16/9**	**16/8**
Touchdowns	**41**	**37**
Rushing	12	17
Passing	25	17
Returns	4	3

RUSHING

Player	No	Yds	Avg	Lg	TD
Martin	261	1,094	4.2	35	7
Jordan	84	316	3.8	61t	3
Pennington	29	49	1.7	14	2
Moss	7	48	6.9	14	0
Coles	6	39	6.5	21	0
Anderson	5	27	5.4	16	0
Testaverde	2	23	11.5	24	0
Turk	1	14	14.0	14	0
Morton	4	8	2.0	6	0
Sowell	1	0	0.0	0	0
Jets	**400**	**1,618**	**4.0**	**61t**	**12**
Opp.	**427**	**1,973**	**4.6**	**53t**	**17**

RECEIVING

Player	No	Yds	Avg	Lg	TD
Coles	89	1,264	14.2	43	5
Chrebet	51	691	13.5	37	9
Martin	49	362	7.4	28	0
Anderson	45	257	5.7	15	1
Moss	30	433	14.4	47	4
Becht	28	243	8.7	21	5
Jordan	17	160	9.4	27	0
Sowell	9	85	9.4	31	1
Swayne	5	78	15.6	24	0
Morton	3	19	6.3	8	0
Baker	2	14	7.0	10	0
Woodbury	1	13	13.0	13	0
Jets	**329**	**3,619**	**11.0**	**47**	**25**
Opp.	**359**	**3,685**	**10.3**	**72**	**17**

INTERCEPTIONS

Player	No	Yds	Avg	Lg	TD
D. Abraham	4	49	12.3	23	0
Garnes	2	65	32.5	65	0
Darling	2	38	19.0	38	0
Beasley	2	29	14.5	24	0
Robinson	2	12	6.0	12	0
Lewis	1	14	14.0	14	0
Jones	1	0	0.0	0	0
McGraw	1	0	0.0	0	0
Jets	**15**	**207**	**13.8**	**65**	**0**
Opp.	**10**	**165**	**16.5**	**90t**	**1**

PUNTING

Player	No	Yds	Avg	Net	Tb	In	Lg	Blk
Turk	63	2,584	41.0	34.9	9	13	65	0
Hall	1	28	28.0	28	0	1	28	0
Jets	**64**	**2,612**	**40.8**	**34.8**	**9**	**14**	**65**	**0**
Opp.	**62**	**2,499**	**40.3**	**30.6**	**7**	**16**	**64**	**1**

PUNT RETURNS

Player	No	FC	Yds	Avg	Lg	TD
Moss	25	8	413	16.5	63t	2
Morton	4	4	51	12.8	21	0
Jets	**29**	**12**	**464**	**16.0**	**63t**	**2**
Opp.	**33**	**5**	**203**	**6.2**	**16**	**0**

SCORING

Player	TD	Ru	Pa	Rt	PAT	FG	S	2pt	TP
Hall	0	0	0	0	35/37	24/31	0	0	107
Chrebet	9	0	9	0	-	-	0	0	54
Martin	7	7	0	0	-	-	0	1	44
Moss	6	0	4	2	-	-	0	0	36
Becht	5	0	5	0	-	-	0	1	32
Coles	5	0	5	0	-	-	0	1	32
Jordan	3	3	0	0	-	-	0	0	18
Morton	2	0	0	2	-	-	0	0	12
Pennington	2	2	0	0	-	-	0	0	12
Anderson	1	0	1	0	-	-	0	0	6
Sowell	1	0	1	0	-	-	0	0	6
Two Point Conversions: Jets 3-3, Opponents 1-2									
Jets	**41**	**12**	**25**	**4**	**35/37**	**24/310**	**3**		**359**
Opp.	**37**	**17**	**17**	**3**	**34/35**	**26/310**	**1**		**336**

KICK RETURNS

Player	No	Yds	Avg	Lg	TD
Morton	58	1,509	26.0	98t	2
Jordan	5	112	22.4	34	0
Baker	3	14	7.7	15	0
Dearth	1	9	9.9	9	0
Moses	1	0	0.0	0	0
O'Sullivan	1	11	11.0	11	0
Reed	1	5	5.0	5	0
Sowell	1	20	20.0	20	0
Swayne	1	13	13.0	13	0
Jets	**72**	**1,704**	**23.8**	**98t**	**2**
Opp.	**74**	**1,574**	**21.3**	**87t**	**1**

FIELD GOALS

Player	1-19	20-29	30-39	40-49	50+
Hall	0/0	9/9	9/11	6/10	0/1
Jets	**0/0**	**9/9**	**9/11**	**6/10**	**0/1**
Opp.	**0/0**	**12/12**	**4/6**	**7/9**	**3/4**

Hall: (34G,45G,48N,33G) () (20G) 46G) (51N,25G) (38G,31B,37G) (44B) (24G, 32G, 43B, 38G) (30G,27G) (22G) (23G,45N) (34B,46G,45G) (43G,21G) (42G,28G) (39G, 23G,43G) ()

Opponents: (52G, 50N) (28G,31G,40G) (53G,25G,31N,29G) (44N) (36G,40G,27G) () (23G,26G,35G) () (28G) () (43G,40G) (23G,48G36G,29G) (22G,23G,33N,46N) (53G,48G) (49G) (23G)

USUAL STARTERS

Offense		Defense	
WR	W. Chrebet	LE	S. Ellis
LT	J. Fabini	NT	J. Ferguson
LG	J.P. Machado	DT	J. Evans
C	K. Mawae	RE	J. Abraham
RG	R. Thomas	LLB	M. Lewis
RT	K. McKenzie	MLB	M. Jones
TE	A. Becht	RLB	S. Cowart
WR	L. Coles	LCB	D. Abraham
QB	C. Pennington	RCB	A. Beasley
RB	C. Martin	SS	S. Garnes
FB	R. Anderson	FS	D. Robinson

Pro Bowl: DE John Abraham, C Kevin Mawae

PASSING

Player	Att	Cmp	Yards	Cmp%	Yds/Att	TD	TD%	Int	Int%	Lg	Sk/Yds	Rating
Pennington	399	275	3,120	68.9	7.82	22	5.5	6	1.5	47	22/135	104.2
Testaverde	83	54	499	65.1	6.01	3	3.6	3	3.6	35	9/62	78.3
Anderson	1	0	0	0.0	0.00	0	0.0	0	0.0	0	0/0	39.6
Chrebet	1	0	0	0.0	0.00	0	0.0	0	0.0	0	0/0	39.6
Turk	1	0	0	0.0	0.00	0	0.0	1	100.00	0	0/0	0.0
Jets	**485**	**329**	**3,619**	**67.8**	**7.46**	**25**	**5.2**	**10**	**2.1**	**47**	**32/201**	**98.3**
Opp.	**551**	**359**	**3,685**	**65.2**	**6.69**	**17**	**3.1**	**15**	**2.7**	**72**	**30/195**	**83.2**

Coaching Staff: **Paul Hackett**, Offensive Coordinator; **Sal Alosi**, Asst. Strength and Conditioning; **Bill Bradley**, Defensive Backs; **Rubin Carter**, Defensive Line; **Ted Cottrell**, Defensive Coordinator/Assistant Head Coach; **Bishop Harris**, Running Backs; **Mike Henning**, Offensive Asst./Quality Control; **John Lott**, Strength and Conditioning; **Doug Marrone**, Offensive Line; **David Merritt**, Defensive Asst.; **Phil Pettey**, Tight Ends; **Eric Price** Offensive Asst.; **Jimmy Raye**, Senior Offensive Asst.; **Mose Rison**, Wide Receivers; **Bob Sutton**, Linebackers; **Nate Wainwright**, Assistant Coach; **Mike Westhoff**, Special Teams.

2003 SEASON (6-10)

Head Coach: Herm Edwards - Fourth in AFC East
Home Stadium: The Meadowlands

Date	W-L	Score	Opponents	Attendance
9/4	L	13-16	at Washington	85,420
9/14	L	10-21	Miami	77,461
9/21	L	16-23	at New England	68,436
9/28	L	6-17	Dallas	77,863
10/12	W	30-3	Buffalo	77,740
10/19	W	19-14	at Houston	70,623
10/26	L	17-24	at Philadelphia	67,853
11/2	L	28-31	NY Giants (OT)	78,123
11/9	W	27-24	at Oakland (OT)	51,909
11/16	L	31-38	at Indianapolis	56,801
11/23	W	13-10	Jacksonville	77,614
12/1	W	24-17	Tennessee	77,710
12/7	L	6-17	at Buffalo	72,791
12/14	W	6-0	Pittsburgh	77,900
12/20	L	16-21	New England	77,835
12/28	L	21-23	at Miami	73,720

2003 AFC EAST STANDINGS

New England	14	2	0	.875
Miami	10	6	0	.625
Buffalo	6	10	0	.375
Jets	**6**	**10**	**0**	**.375**

SCORE BY QUARTER

Jets	70	48	76	86	3	**283**
Opp.	64	130	48	54	3	**299**

TEAM STATISTICS

	Jets	Opp.
Total First Downs	**274**	**316**
By Rushing	78	134
By Passing	181	168
By Penalty	15	14
Third Down: Md/Att.	82/206	84/207
Third Down: Eff.	39.8	40.6
Fourth Down: Made/Att	6/13	10/22
Fourth Down: Pct.	46.2	45.5
Total Net Yards	**4,951**	**5,319**
Avg. per Game	309.4	332.4
Total Offensive Plays	936	1032
Avg. per Play	5.3	5.2
Net Yards Rushing	**1,635**	**2,294**
Total Rushing Plays	409	542
Avg. per Rush	4.0	4.2
Avg. per Game	102.2	143.3
Net Yards Passing	**3,316**	**3,025**
Avg. per Game	207	189
Sacked/Yards Lost	31/208	35/218
Gross Yards Passing	3,524	3,243
Att./Completions	496/312	455/281
Completion Pct.	62.9	61.8
Had Intercepted	14	11
Time of Possession	**27:50**	**32:10**
Punts/Avg.	**72/36.9**	**66/38.2**
Punt Return/Avg.	**11.1**	**14.6**
Net Punting Avg.	**72/31.3**	**66/32.2**
Penalties/Yards	**69/550**	**79/620**
Fumbles/Lost	**18/6**	**17/9**
Touchdowns	**29**	**34**
Rushing	8	17
Passing	20	14
Returns	1	3

RUSHING

Player	No	Yds	Avg	Lg	TD
C. Martin	323	1,308	4.0	56	2
Jordan	46	190	4.1	39	4
Moss	10	67	6.7	25	0
Pennington	21	42	2.0	10t	2
Testaverde	6	17	2.8	13	0
Askew	2	9	4.5	6	0
Sowell	1	2	2.0	2	0
Jets	**409**	**1,653**	**4.0**	**56**	**8**
Opp.	**542**	**2,294**	**4.2**	**31t**	**17**

RECEIVING

Player	No	Yds	Avg	Lg	TD
Moss	74	1,105	14.9	65t	10
Sowell	47	436	9.3	44	1
Conway	46	640	13.9	45	2
C. Martin	42	262	6.2	29	0
Becht	40	356	8.9	29	4
Cbrebet	27	289	10.7	29t	1
Baker	14	137	9.8	24	0
Jordan	11	101	9.2	25	0
Lockett	5	76	15.3	23	0
J. Carter	4	93	23.3	62t	1
Swayne	2	29	14.5	27t	1
Jets	**312**	**3,524**	**11.3**	**65t**	**20**
Opp.	**281**	**3,243**	**11.5**	**59t**	**14**

INTERCEPTIONS

Player	No	Yds	Avg	Lg	TD
Beasley	3	64	21.3	39	0
T. Carter	2	37	18.5	23	0
Mickens	2	16	8.0	16	0
Garnes	2	0	0.0	0	0
Hobson	1	26	26.0	26	0
D. Abraham	1	12	12.0	12	0
Jets	**11**	**155**	**14.1**	**39**	**0**
Opp.	**14**	**164**	**11.7**	**55t**	**2**

PUNTING

Player	No	Yds	Avg	Net	Tb	In	Lg	Blk
Stryzinski	71	2,655	37.4	31.3	4	22	39	1
Jets	**72**	**2,655**	**36.9**	**31.3**	**4**	**22**	**55**	**1**
Opp.	**66**	**2,518**	**38.2**	**32.2**	**3**	**31**	**56**	**0**

PUNT RETURNS

Player	No	FC	Yds	Avg	Lg	TD
Moss	30	18	332	11.1	47	0
Jets	**30**	**18**	**332**	**11.1**	**47**	**0**
Opp.	**22**	**26**	**322**	**14.6**	**78t**	**1**

SCORING

Player	TD	Ru	Pa	Rt	PAT	FG	S	2pt	TP
Brien	0	0	0	0	24/24	27/32	0	0	105
Moss	10	0	10	0	-	-	0	0	60
Becht	4	0	4	0	-	-	0	1	26
Jordan	4	4	0	0	-	-	0	0	24
J. Carter	2	0	1	1	-	-	0	0	12
Conway	2	0	2	0	-	-	0	0	12
C. Martin	2	2	0	0	-	-	0	0	12
Pennington	2	2	0	0	-	-	0	0	12
Chrebet	1	0	1	0	-	-	0	0	6
Sowell	1	0	1	1	-	-	0	0	6
Swayne	1	0	1	1	-	-	0	0	6

Two Point Conversions: Jets 1-5, Opponents 1-1

Jets	**39**	**8**	**20**	**1**	**24**	**24/27**	**3/21**	**1**	**283**
Opp.	**34**	**17**	**14**	**3**	**33**	**33/32**	**0/270**	**1**	**299**

KICK RETURNS

Player	No	Yds	Avg	Lg	TD
Bates	22	596	27.1	48	0
J. Carter	18	517	28.7	90t	1
Jordan	11	209	19.0	25	0
Swayne	3	48	16.0	23	0
Baker	2	6	3.0	4	0
Johnson	2	50	25.0	29	0
Askew	1	27	27.0	27	0
Machado	1	8	8.0	8	0
Jets	**60**	**1,461**	**24.4**	**90t**	**1**
Opp.	**71**	**1,496**	**21.1**	**63**	**0**

FIELD GOALS

Player	1-19	20-29	30-39	40-49	50+
Brien	0/0	5/5	15/15	7/8	0/4
Jets	**0/0**	**5/5**	**15/15**	**7/8**	**0/4**
Opp.	**0/0**	**9/10**	**7/9**	**3/4**	**1/4**

Brien: (30G,41G) (30G) (41G,39G,30G,42N) (34G,38G) (27G,33G,50N,43G) (39G,30G) (30G,55N) (51B) (48G,38G)(43G) (36G,35G) (27G) (38G,50N,40G) (28G,41G) (29G) (36G,22G)

Opponents: (50G,22G,33G) () (24G,22G,47G) (26G) (44G) () (55N,35G) (39G,36G,39N,29G) (22G) (31G) (36N,23G) (52N,35G) (32G) (43N,20N) () (23G,43G,53N,22G)

USUAL STARTERS

Offense		Defense	
WR	C. Conway	LE	S. Ellis
LT	J. Fabini	LT	D. Robertson
LG	D. Szott	NT	J. Ferguson
C	K. Mawae	RE	B. Thomas
RG	B. Smith	LB	M. Lewis
RT	K. McKenzie	MLB	M. Jones
TE	A. Becht	WLB	S. Cowart
WR	S. Moss	LCB	R. Mickens
QB	C. Pennington	RCB	A. Beasley
FB	J. Sowell	SS	S. Garnes
RB	C. Martin	FS	T. Carter

Pro Bowl: DE Shaun Ellis, C Kevin Mawae

PASSING

Player	Att	Cmp	Yards	Cmp%	Yds/Att	TD	TD%	Int	Int%	Lg	Sk/Yds	Rating
Pennington	297	189	2,139	63.6	7.20	13	4.40	12	4.0	65t	25/160	82.9
Testaverde	198	123	1385	62.1	6.99	7	3.50	2	1.0	61	6/48	90.6
Stryzinski	1	0	0	0.0	0.00	0	0.0	0	0.0	0	0/0	39.6
Jets	**496**	**312**	**3,524**	**62.9**	**7.10**	**20**	**4.00**	**14**	**2.8**	**65t**	**31/208**	**85.8**
Opp.	**455**	**281**	**3,243**	**61.8**	**7.13**	**14**	**3.10**	**11**	**2.4**	**59t**	**35/218**	**83.4**

Coaching Staff: **Sal Alosi**, Asst. Strength and Conditioning; **Tim Berbenich**, Offensive Assistant; **Bill Bradley**, Defensive Backs; **Mike Canales**, Wide Receivers; **Rubin Carter**, Defensive Line; **Ted Cottrell**, Asst. Head Coach/Defensive Coordinator; **Dick Curl**, Tight Ends; **Paul Hackett**, Offensive Coordinator; **Pep Hamilton** Offensive Asst./Quality Control; **Bishop Harris**, Running Backs; **Jim Hostler**, Quarterbacks; **James Lott**, Assistant Def. Backs; **John Lott**, Strength and Conditioning; **Doug Marrone**, Offensive Line; **David Merritt**, Defensive Assistant; **Jimmy Raye**, Asst. Head Coach/Offensive Specialist; **Bob Sutton**, Linebackers; **Nate Wainwright**, Assistant Coach; **Mike Westhoff**, Special Teams Coordinator.

2004 SEASON (10-6)

Head Coach: Herm Edwards - Second in AFC East
Home Stadium: The Meadowlands

Date	W-L	Score	Opponents	Attendance
9/12	W	31-24	Cincinnati	77,230
9/19	W	34-28	at San Diego	57,310
10/3	W	17-9	at Miami	73,157
10/10	W	16-14	Buffalo	77,976
10/17	W	22-14	San Francisco	78,189
10/24	L	7-13	at New England	68,756
11/1	W	41-14	Miami	78,216
11/7	L	17-22	at Buffalo	72,574
11/14	L	17-20	Baltimore (OT)	77,826
11/21	W	10-7	at Cleveland	72,547
11/28	W	13-3	at Arizona	35,820
12/5	W	29-7	Houston	77,875
12/12	L	6-17	at Pittsburgh	63,581
12/19	W	37-14	Seattle	77,894
12/26	L	7-23	New England	77,975
1/2	L	29-32	at St. Louis (OT)	65,877
			POSTSEASON	
1/8	W	20-17	at San Diego (OT)	67,536
1/15	L	17-20	at Pittsburgh (OT)	64,915

2004 AFC EAST STANDINGS

New England	14	2	0	.875
Jets	**10**	**6**	**0**	**.625**
Buffalo	9	7	0	.250
Miami	4	12	0	.250

SCORE BY QUARTER

Jets	51	94	95	93	0	**333**
Opp.	34	104	34	83	6	**261**

TEAM STATISTICS

	Jets	Opp.
Total First Downs	**313**	**282**
By Rushing	135	87
By Passing	163	169
By Penalty	15	26
Third Down: Md/Att.	91/214	79/208
Third Down: Eff.	42.5	38
Fourth Down: Made/Att	4/8	5/13
Fourth Down: Pct.	50	38.5
Total Net Yards	**5,438**	**4,878**
Avg. per Game	339	304.9
Total Offensive Plays	996	966
Avg. per Play	5.5	5
Net Yards Rushing	**2,388**	**1,566**
Total Rushing Plays	527	432
Avg. per Rush	4.5	3.6
Avg. per Game	149.3	97.9
Net Yards Passing	**3,050**	**3,312**
Avg. per Game	191	207
Sacked/Yards Lost	31/181	37/220
Gross Yards Passing	3,321	3,532
Att./Completions	438/282	497/289
Completion Pct.	64.4	58.1
Had Intercepted	11	19
Time of Possession	**31:51**	**28:09**
Punts/Avg.	**80/38.2**	**89/40.1**
Punt Return/Avg.	**7.6**	**6.5**
Net Punting Avg.	**80.33.5**	**86/34.8**
Penalties/Yards	**91/693**	**86/720**
Fumbles/Lost	**19/5**	**29/14**
Touchdowns	**38**	**30**
Rushing	15	8
Passing	19	21
Returns	4	1

RUSHING

Player	No	Yds	Avg	Lg	TD
Martin	371	1,697	4.6	25t	12
Jordan	93	479	5.2	33	2
Pennington	34	126	3.7	16	1
Sowell	2	28	14.0	19	0
Askew	6	23	3.8	14	0
Q. Carter	12	20	1.7	9	0
Moss	6	18	3.0	12	0
Bollinger	1	2	2.0	2	0
McCareins	2	-5	-2.5	-2	0
Jets	**527**	**2,388**	**4.5**	**33**	**15**
Opp.	**432**	**1,566**	**3.6**	**53**	**8**

RECEIVING

Player	No	Yds	Avg	Lg	TD
McCareins	56	770	13.8	43	4
Moss	45	838	18.6	69t	5
Sowell	45	342	7.6	34	1
Martin	41	245	6.0	22	2
Chrebet	31	397	12.8	35t	1
Baker	18	182	10.1	23	4
Jordan	15	112	7.5	25	0
Becht	13	100	7.7	19	1
J. Carter	19	173	17.3	46t	1
Cotchery	6	60	10.0	18	0
Askew	2	12	6.0	11	0
Jets	**282**	**3,231**	**11.5**	**69t**	**19**
Opp.	**289**	**3,532**	**12.2**	**65**	**21**

INTERCEPTIONS

Player	No	Yds	Avg	Lg	TD
Coleman	4	43	10.8	37	0
Vilma	3	58	19.3	38t	1
Buckley	3	30	10.0	18	0
D. Abraham	2	66	33.0	66t	1
Barrett	2	14	7.0	14	0
McGraw	2	0	0.0	0	0
Tongue	1	23	23.0	23	0
Barton	1	7	7.0	7	0
Hobson	1	2	2.0	2	0
Jets	**19**	**243**	**12.8**	**66t**	**2**
Opp.	**11**	**332**	**30.2**	**78**	**0**

PUNTING

Player	No	Yds	Avg	Net	Tb	In	Lg	Blk
Gowin	80	3,057	38.2	33.5	8	22	58	0
Jets	**80**	**3,057**	**38.2**	**33.5**	**8**	**22**	**58**	**0**
Opp.	**89**	**3,571**	**40.1**	**34.8**	**8**	**26**	**64**	**0**

PUNT RETURNS

Player	No	FC	Yds	Avg	Lg	TD
Moss	27	7	225	8.3	46	0
McCareins	14	6	88	6.3	26	0
Jets	**41**	**13**	**313**	**7.6**	**46**	**0**
Opp.	**34**	**14**	**221**	**6.5**	**25**	**0**

SCORING

Player	TD	Ru	Pa	Rt	PAT	FG	S	2pt	TP
Brien	0	0	0	0	33/34	24/29	0	0	105
Martin	14	12	2	0	-	-	0	0	84
Moss	5	0	5	0	-	-	0	0	30
Baker	4	0	4	0	-	-	0	0	24
McCareins	4	0	4	0	-	-	0	0	24
D. Abraham	2	0	0	2	-	-	0	0	12
Jordan	2	2	0	0	-	-	0	0	12
Becht	1	0	1	0	-	-	0	0	6
J. Carter	1	0	1	0	-	-	0	0	6
Chrebet	1	0	1	0	-	-	0	0	6
Cotchery	1	0	0	1	-	-	0	0	6
Pennington	1	1	0	0	-	-	0	0	6
Sowell	1	0	1	0	-	-	0	0	6
Vilma	1	0	0	1	-	-	0	0	6
Two Point Conversions: Jets 0-4, Opponents 1-1									
Jets	**38**	**15**	**19**	**4**	**33/34**	**24/29**	**0**	**0**	**333**
Opp.	**30**	**8**	**21**	**1**	**29/29**	**16/19**	**1**	**1**	**261**

KICK RETURNS

Player	No	Yds	Avg	Lg	TD
J. Carter	17	374	22.0	40	0
Jordan	14	284	20.3	40	0
Cotchery	13	362	27.8	94t	1
Askew	2	18	9.0	13	0
Jets	**46**	**1,038**	**22.6**	**94t**	**1**
Opp.	**72**	**1,557**	**21.6**	**87t**	**1**

FIELD GOALS

Player	1-19	20-29	30-39	40-49	50+
Brien	0/0	9/10	4/6	10/11	1/2
Jets	**0/0**	**9/10**	**4/6**	**10/11**	**1/2**
Opp.	**0/0**	**9/9**	**5/6**	**2/3**	**0/1**

Brien: (21G) (28G,23G) (53G) (29N,37G,36G,38G) (43G) () (49G,43G) (36N,41G) (20G) (43B,41G) (28G,46G) (41G,26G,25G) (43G,41G) (21G,30N) () (47G,33G,27G,53N)

Opponents: (22G) () (36G,37G,23G) () () (41G,27G) () (20G,30G) (24G,42G) (42N,34N) (20G) () (34G) () () (28G,29G,50N,26G) (31G)

USUAL STARTERS

Offense		Defense	
WR	J. McCareins	LE	S. Ellis
LT	J. Fabini	LT	D. Robertson
LG	P. Kendall	NT	J. Ferguson
C	K. Mawae	RE	J. Abraham
RG	B. Moore	SLB	V. Hobson
RT	K. McKenzie	MLB	J. Vilma
TE	A. Becht	WLB	E. Barton
WR	S. Moss	LCB	D. Abraham
QB	C. Pennington	RCB	D. Barrett
FB	J. Sowell	S	R. Tongue
RB	C. Martin	S	E. Coleman

PASSING

Player	Att	Cmp	Yards	Cmp%	Yds/Att	TD	TD%	Int	Int%	Lg	Sk/Yds	Rating
Pennington	370	242	2,673	64.5	7.22	16	4.30	9	2.4	48	18/103	91.0
Q. Carter	58	35	498	60.3	8.59	3	5.20	1	1.7	69t	12/70	98.2
Bollinger	9	5	60	55.6	6.67	0	0.0	0	0.0	26	1/8	76.2
Jordan	1	0	0	0.0	0.0	0	0.0	1	100.00	0	0/0	0.0
Jets	**438**	**282**	**3,231**	**64.4**	**7.38**	**19**	**4.30**	**11**	**2.5**	**69t**	**31/181**	**90.5**
Opp.	**497**	**289**	**3,532**	**58.1**	**7.11**	**21**	**4.20**	**19**	**3.8**	**65**	**37/220**	**78.3**

Coaching Staff: **Sal Alosi**, Asst. Strength and Conditioning; **Tim Berbenich**, Offensive Assistant; **Corwin Brown**, Def. Backs; **Bob Casullo**, Tight Ends; **Dick Curl**, Sr. Offensive Assistant/Special Projects; **Paul Hackett**, Offensive Coordinator; **Pep Hamilton**, Offensive Asst./Quality Control; **Bishop Harris**, Running Backs; **Donnie Henderson**, Defensive Coordinator; **Jim Hostler**, Wide Receivers; **John Lott,** Strength and Conditioning; **Denny Marcin**, Defensive Line; **Doug Marrone**, Offensive Line; **Chris Mattura**, Defensive Assistant; **Bob Sutton**, Linebackers; **Nate Wainwright**, Assistant Coach; **Mike Westhoff**, Asst. Head Coach/Special Teams.

2005 SEASON (4-12)

Head Coach: Herm Edwards - Fourth in AFC East
Home Stadium: The Meadowlands

Date	W-L	Score	Opponents	Attendance
9/11	L	7-27	at Kansas City	78,014
9/18	W	17-7	Miami	77,918
9/25	L	20-26	Jacksonville (OT)	77,422
10/2	L	3-13	at Baltimore	70,479
10/9	W	14-12	Tampa Bay	77,852
10/16	L	17-27	at Buffalo	72,045
10/24	L	14-27	at Atlanta	70,995
11/6	L	26-31	San Diego	77,662
11/13	L	3-30	at Carolina	73,529
11/20	L	0-27	at Denver	76,255
11/27	L	19-21	New Orleans	77,152
12/4	L	3-16	at New England	68,756
12/11	W	26-10	Oakland	77,561
12/18	L	20-24	at Miami	72,650
12/26	L	21-31	New England	77,569
1/1	W	30-26	Buffalo	76,822

2005 AFC EAST STANDINGS

New England	10	6	0	.625
Miami	9	7	0	.562
Buffalo	5	11	0	.312
Jets	**4**	**12**	**0**	**.250**

SCORE BY QUARTER

Jets	23	83	50	84	0	**240**
Opp.	85	109	58	97	6	**355**

TEAM STATISTICS

	Jets	Opp.
Total First Downs	**251**	**321**
By Rushing	74	136
By Passing	146	151
By Penalty	31	34
Third Down: Md/Att.	72/204	88/212
Third Down: Eff.	35.3	41.5
Fourth Down: Made/Att	8/19	14/17
Fourth Down: Pct.	42.1	82.4
Total Net Yards	**3,970**	**4,940**
Avg. per Game	248.1	308.8
Total Offensive Plays	907	1,047
Avg. per Play	4.4	4.7
Net Yards Rushing	**1,328**	**2,185**
Total Rushing Plays	384	554
Avg. per Rush	3.5	3.9
Avg. per Game	83.0	136.6
Net Yards Passing	**2,642**	**2,755**
Avg. per Game	165.1	172.2
Sacked/Yards Lost	53/347	30/193
Gross Yards Passing	2,989	2,948
Att./Completions	470/268	463/284
Completion Pct.	57.0	61.3
Had Intercepted	15	21
Time of Possession	**26:37**	**33:23**
Punts/Avg.	**75/43.3**	**62/45.0**
Punt Return/Avg.	**34/6.4**	**36/8.5**
Net Punting Avg.	**37.7**	**39.5**
Penalties/Yards	**98/801**	**115/981**
Fumbles/Lost	**36/19**	**24/7**
Touchdowns	**25**	**38**
Rushing	10	19
Passing	11	17
Returns	4	2

RUSHING

Player	No	Yds	Avg	Lg	TD
Martin	220	735	3.3	49	5
Houston	81	302	3.7	17	2
Bollinger	35	135	3.9	15	0
Askew	13	59	4.5	14	0
Blaylock	17	53	3.1	11	0
Pennington	6	27	4.5	14	0
McCareins	1	8	8.0	8	0
Testaverde	7	4	.6.0	2	2
Cotchery	1	4	4.0	4	0
Sowell	1	1	1.0	1t	1
Fiedler	1	0	0.0	0	0
Graham	1	0	0.0	0	0
Jets	**384**	**1,328**	**3.5**	**49**	**10**
Opp.	**554**	**2,185**	**3.9**	**65**	**19**

RECEIVING

Player	No	Yds	Avg	Lg	TD
Coles	73	845	11.6	43	5
McCareins	43	713	16.6	45	2
Jolley	29	324	11.2	60t	1
Sowell	28	155	5.5	28	2
Martin	24	118	4.9	14	0
Cotchery	19	251	13.2	45	0
Baker	18	269	14.9	47	1
Chrebet	15	153	10.2	20	0
Houston	8	66	8.3	16	0
Dreessen	5	41	8.2	17	0
Blaylock	3	17	5.7	10	0
Ridgeway	2	26	13.0	17	0
Askew	1	11	11.0	11	0
Jets	**268**	**2,989**	**11.2**	**60t**	**11**
Opp.	**284**	**2,948**	**10.4**	**50t**	**17**

INTERCEPTIONS

Player	No	Yds	Avg	Lg	TD
Law	10	195	19.5	74t	1
Barrett	5	28	5.6	13	0
Brown	2	51	25.5	33t	1
Coleman	2	4	2.0	4	0
Vilma	1	1	1.0	1	0
Rhodes	1	0	0.0	0	0
Jets	**21**	**279**	**13.3**	**74t**	**2**
Opp.	**15**	**147**	**9.8**	**53**	**1**

PUNTING

Player	No	Yds	Avg	Net	Tb	In	Lg	Blk
Graham	74	3,233	43.7	37.9	6	18	59	0
Nugent	1	18	18.0	18	0	1	18	0
Jets	**75**	**3,251**	**43.3**	**37.7**	**6**	**19**	**59**	**0**
Opp.	**62**	**2,787**	**45.0**	**39.5**	**6**	**17**	**60**	**0**

PUNT RETURNS

Player	No	FC	Yds	Avg	Lg	TD
Cotchery	23	7	182	7.9	18	0
Miller	6	1	9	1.5	12	0
McCareins	5	4	28	5.6	12	0
Jets	**34**	**12**	**219**	**6.4**	**18**	**0**
Opp.	**36**	**15**	**305**	**8.5**	**23**	**0**

SCORING

Player	TD	Ru	Pa	Rt	PAT	FG	S	2pt	TP
Nugent	0	0	0	0	24/24	22/28	0	0	90
Martin	5	5	0	0	-	-	0	0	30
Coles	5	0	5	0	-	-	0	0	30
Sowell	3	1	2	0	-	-	0	0	18
Testaverde	2	2	0	0	-	-	0	0	12
Houston	2	2	0	0	-	-	0	0	12
McCareins	2	0	2	0	-	-	0	0	12
Miller	1	0	0	1	-	-	0	0	6
Brown	1	0	0	1	-	-	0	0	6
Jolley	1	0	1	0	-	-	0	0	6
Baker	1	0	1	0	-	-	0	0	6
Reed	1	0	0	1	-	-	0	0	6
Law	1	0	0	1	-	-	0	0	6
Two Point Conversions: Jets 0-1, Opponents 0-0									
Jets	25	10	11	4	24/24	22/28	0	0	240
Opp.	38	19	17	2	37/37	30/35	0	0	355

KICK RETURNS

Player	No	Yds	Avg	Lg	TD
Miller	60	1,577	26.3	95t	1
Cotchery	4	105	26.3	30	0
Houston	2	18	9.0	18	0
Baker	2	11	5.5	11	0
Blaylock	1	17	17.0	17	0
Lawton	1	0	0.0	0	0
Barrett	1	0	0.0	0	0
McCareins	0	0	0.0	0	0
Jets	**71**	**1,728**	**24.3**	**95t**	**1**
Opp.	**60**	**1,250**	**20.8**	**50**	**0**

FIELD GOALS

Player	1-19	20-29	30-39	40-49	50+
Nugent	0/0	8/9	7/7	7/10	0/2
Jets	**0/0**	**8/9**	**7/7**	**7/10**	**0/2**
Opp.	**1/1**	**10/12**	**9/10**	**8/9**	**2/3**

Nugent:(28B)(41G)(35G,25G)(21G)(40N,48N)(44G)()(51N,35G,22G) (22G)() (29G,45G,41G,38G,53N)(38G)(33G,20G,35G,21G)(42G,42G)()(49G,43N,25G,34G)

Opponents:(41G,38G,32N)(21N)(32G,40G)(42G,25G)(35G,36G,43G, 30G)(50G,38G)(22G,41G) (18G)(23G,42G,28G)(26G,47G)()(45N,21G,34G,22G)(42G,29N)(53N,32G)(26G)

USUAL STARTERS

Offense		Defense	
WR	J. McCareins	LE	S. Ellis
LT	A. Jones	LT	D. Robertson
LG	J. Goodwin	NT	J. Reed
C	P. Kendall	RE	J. Abraham
RG	B. Moore	SLB	V. Hobson
RT	S. Gragg	MLB	J. Vilma
TE	C. Baker	WLB	M. Brown
WR	L. Coles	LCB	T. Law
QB	B. Bollinger	RCB	D. Barrett / J. Miller
FB	J. Sowell	S	K. Rhodes
RB	C. Martin	S	E. Coleman

Pro Bowl: CB Ty Law, LB Jonathan Vilma

PASSING

Player	Att	Cmp	Yards	Cmp%	Yds/Att	TD	TD%	Int	Int%	Lg	Sk/Yds	Rating
Bollinger	266	150	1,558	56.4	5.90	7	2.60	6	2.3	60t	32/193	72.9
Testaverde	106	60	777	56.6	7.30	1	0.90	6	5.7	47	12/102	59.4
Pennington	83	49	530	59.0	6.4	2	2.4	3	3.6	37	9/52	70.9
Fiedler	13	8	107	61.5	8.2	1	7.7	0	0.0	23t	0/0	113.3
Kingsbury	2	1	17	50.0	8.5	0	0.0	0	0.0	17	0/0	79.2
Jets	**470**	**268**	**2,989**	**57.0**	**6.40**	**11**	**2.30**	**15**	**3.2**	**60t**	**53/347**	**70.6**
Opp.	**463**	**284**	**2,948**	**61.3**	**6.40**	**17**	**3.70**	**21**	**4.5**	**50t**	**30/193**	**73.1**

Coaching Staff: **Mike Westhoff**, Asst. Head Coach/Special Teams Coordinator; **Mike Heimerdinger**, Offensive Coordinator; **Donnie Henderson**, Defensive Coordinator; **Sal Alosi**, Asst. Director of Physical Development; **Jeremy Bates**, Quarterbacks; **Tim Berbenich**, Offensive Assistant/Quality Control; **Corwin Brown**, Defensive Backs; **Dick Curl,** Asst. to the Head Coach, Running Backs; **Sam Gash**, Asst. Running Backs/Special Teams; **Pep Hamilton**, Wide Receivers; **Denny Marcin**, Defensive Line; **Doug Marrone**, Offensive Line; **Jay Mandolesi**, Defensive Asst.; **Markus Paul**, Director of Physical Development; **Bob Sutton**, Linebackers; **Dave Szott**, Offensive Asst.; **Nate Wainwright**, Executive Administrator to the Head Coach/Coaching Asst.; **John Zernhelt**, Tight Ends.

2006 SEASON (10-6)

Head Coach: Eric Mangini - Second in AFC East
Home Stadium: The Meadowlands

Date	W-L	Score	Opponents	Attendance
9/10	W	23-16	at Tennessee	69,143
9/17	L	17-24	New England	77,595
9/24	W	28-20	at Buffalo	72,067
10/1	L	28-31	Indianapolis	77,190
10/8	L	0-41	at Jacksonville	66,604
10/15	W	20-17	Miami	77,439
10/22	W	31-24	Detroit	76,953
10/29	L	13-20	at Cleveland	72,507
11/12	W	17-14	at New England	68,756
11/19	L	0-10	Chicago	77,632
11/26	W	26-11	Houston	76,596
12/3	W	38-10	at Green Bay	70,527
12/10	L	13-31	Buffalo	77,131
12/17	W	26-13	at Minnesota	63,677
12/25	W	13-10	at Miami	73,500
12/31	W	23-3	Oakland	78,039
		POSTSEASON		
1/7	L	16-37	at New England	68,756

2006 AFC EAST STANDINGS

New England	12	4	0	.750
Jets	**10**	**6**	**0**	**.625**
Buffalo	7	9	0	.438
Miami	6	10	0	.375

SCORE BY QUARTER

Jets	54	107	67	88	**316**
Opp.	52	74	53	116	**295**

TEAM STATISTICS

	Jets	Opp.
Total First Downs	**289**	**312**
By Rushing	99	111
By Passing	161	181
By Penalty	29	20
Third Down: Md/Att.	99/226	76/208
Third Down: Eff.	43.8	36.5
Fourth Down: Made/Att	5/16	12/23
Fourth Down: Pct.	31.3	52.2
Total Net Yards	**4,891**	**5,306**
Avg. per Game	305.7	331.6
Total Offensive Plays	1013	1,020
Avg. per Play	4.8	5.2
Net Yards Rushing	**1,738**	**2,084**
Total Rushing Plays	491	453
Avg. per Rush	3.53	4.6
Avg. per Game	108.6	130.3
Net Yards Passing	**3,153**	**3,222**
Avg. per Game	197.1	201.4
Sacked/Yards Lost	34/199	35/230
Gross Yards Passing	3,352	3,452
Att./Completions	488/313	532/316
Completion Pct.	64.1	59.4
Had Intercepted	16	16
Time of Possession	**31:03**	**28:57**
Punts/Avg.	**74/43.4**	**74/44.1**
Punt Return/Avg.		
Net Punting Avg.	**37.6**	**36.8**
Penalties/Yards	**70/560**	**105/843**
Fumbles/Lost	**21/9**	**16/9**
Touchdowns	**35**	**34**
Rushing	15	14
Passing	17	19
Returns	3	1

RUSHING

Player	No	Yds	Avg	Lg	TD
Washington	151	650	4.3	23	4
Houston	113	374	3.3	31	5
Barlow	131	370	2,8	12	6
Pennington	35	109	3.1	15	0
B. Smith	18	103	5.7	32	0
Blaylock	25	44	1.8	6	0
Dwight	2	28	14.0	28	0
Cotchery	5	25	5.0	10	0
Coles	2	14	7.0	15	0
Askew	6	11	1.8	5	0
Clemens	1	10	5.0	8	0
Graham	2	0	0.0	0	0
Jets	**491**	**1,738**	**3.5**	**32**	**15**
Opp.	**453**	**2,084**	**4.6**	**57t**	**14**

RECEIVING

Player	No	Yds	Avg	Lg	TD
Coles	91	1,098	12.1	58t	6
Cotchery	82	961	11.7	71t	6
Baker	31	300	9.7	28	4
Washington	25	270	10.8	64	0
McCareins	23	347	15.1	50	1
Dwight	16	112	7.0	15	0
B. Smith	9	61	6.8	19	0
Askew	9	50	5.6	12	0
Houston	7	43	6.1	11	0
Barlow	7	21	3.0	8	0
Ryan	6	44	7.3	10	0
Blaylock	5	29	5.8	9	0
Hodgins	2	9	4.5	6	0
Pennington	0	7	0	7	0
Jets	**313**	**3,352**	**10.7**	**71t**	**17**
Opp.	**316**	**3,452**	**10.9**	**71t**	**19**

INTERCEPTIONS

Player	No	Yds	Avg	Lg	TD
Rhodes	4	46	11.5	25	0
Dyson	4	-3	-.8	0	0
Barrett	3	0	0.0	0	0
E. Smith	2	1	0.5	1	0
Hobson	1	9	9.0	9	0
E. Coleman	1	3	3.0	3	0
Vilma	1	0	0.0	0	0
Jets	**16**	**56**	**3.5**	**25**	**0**
Opp.	**16**	**148**	**9.3**	**58t**	**1**

PUNTING

Player	No	Yds	Avg	Net	Tb	In	Lg	Blk
Graham	72	3,182	44.2	37.8	11	26	69	1
Pennington	1	29	29.0	29	0	1	29	0
Jets	**73**	**3,211**	**43.3**	**37.6**	**11**	**27**	**69**	**1**
Opp.	**74**	**3,266**	**44.1**	**36.8**	**15**	**18**	**68**	**0**

PUNT RETURNS

Player	No	FC	Yds	Avg	Lg	TD
Dwight	14	9	146	10.4	18	0
Washington	13	6	97	7.5	38	0
Poteat	1	0	0	0.0	0	0
Kassell	1	0	0	0.0	0	0
Cotchery	0	2	0	0	0	0
Jets	**29**	**17**	**243**	**8.4**	**38**	**0**
Opp.	**28**	**15**	**205**	**7.3**	**18**	**0**

SCORING

Player	TD	Ru	Pa	Rt	PAT	FG	S	2pt	TP
Nugent	0	0	0	0	34/35	24/27	0	0	106
Cotchery	6	0	6	0	-	-	0	0	36
Barlow	6	6	0	0	-	-	0	0	36
Coles	6	0	6	0	-	-	0	0	36
Houston	5	5	0	0	-	-	0	0	30
Washington	4	4	0	0	-	-	0	0	24
Baker	4	0	4	0	-	-	0	0	24
Miller	2	0	0	2	-	-	0	0	12
McCareins	1	0	1	0	-	-	0	0	6
Hobson	1	0	0	1	-	-	0	0	6
Two Point Conversions: Jets: 0-0, Opponents 4-5									
Jets	**35**	**15**	**17**	**3**	**34/35**	**24/27**	**0**	**0**	**316**
Opp.	**34**	**14**	**19**	**1**	**29/29**	**18/24**	**0**	**4**	**295**

KICK RETURNS

Player	No	Yds	Avg	Lg	TD
Miller	46	1,304	28.3	103t	2
Washington	6	79	13.2	23	0
Chatham	2	26	13.0	20	0
Baker	2	15	7.5	11	0
Hodgins	1	17	17.0	17	0
B. Smith	1	4	4.0	4	0
Coles	1	0	0.0	0	0
Rhodes	1	0	0.0	0	0
Jets	**60**	**1,445**	**24.1**	**103t**	**2**
Opp.	**69**	**1,462**	**21.2**	**39**	**0**

FIELD GOALS

Player	1-19	20-29	30-39	40-49	50+
Nugent	1/1	7/7	10/12	4/4	2/3
Jets	**1/1**	**7/7**	**10/12**	**4/4**	**2/3**
Opp.	**0/0**	**9/11**	**5/5**	**4/6**	**0/2**

Nugent: (18G,34N,30N) (42G) () () () (33G,33G) (33G) (27G,52N,47G) (34G) () (23G,34G,54G,40G) (24G) (30G,38G (25G,52G,45G,20G) (22G,30G) (35G,22G,35G)

Opponents: () (20G, 29N) (36G,28G) (20G) (43G,40G) (21G,51N) (25G) (47G,26N,21G) (31G,21G) (20G) (47G,59N) (40N,34G) (34G) (49N) (25G) (35G)

USUAL STARTERS

Offense		Defense	
WR	L. Coles	LE	S. Ellis
LT	D. Ferguson	DT	D. Robertson
LG	P. Kendall	DT	K. von Oelhoffen
C	N. Mangold	RE	B. Thomas
RG	B. Moore	OLB	E. Barton
RT	A. Clement	MLB	J. Vilma
TE	C. Baker	OLB	V. Hobson
WR	J. Cotchery	LCB	A. Dyson
QB	C. Pennington	RCB	H. Poteat
RB	L. Washington	S	E. Coleman
FB	B. Askew	S	K. Rhodes

Pro Bowl: CB Justin Miller

PASSING

Player	Att	Cmp	Yards	Cmp%	Yds/Att	TD	TD%	Int	Int%	Lg	Sk/Yds	Rating
Pennington	485	313	3,352	64.5	6.90	17	3.50	16	3.3	71t	30/172	82.6
Ramsey	1	0	0	0.0	0.00	0	0.00	0	0.0	0	0/0	39.6
Graham	1	0	0	0.0	0.0	0	0.0	0	0.0	0	0/0	39.6
Clemens	1	0	0	0.0	0.0	0	0.0	0	0.0	0	4/27	39.6
Jets	**488**	**313**	**3,352**	**64.1**	**3.50**	**17**	**3.50**	**16**	**3.3**	**71t**	**34/199**	**82.1**
Opp.	**532**	**316**	**3,452**	**59.4**	**3.60**	**19**	**3.60**	**16**	**3.0**	**77t**	**35/230**	**78**

Coaching Staff: **Richie Anderson**, Assistant Wide Receivers/Tight Ends; **Brett Bech**, Assistant Strength & Conditioning; **Corwin Brown**, Defensive Backs; **Bryan Cox**, Assistant Defensive Line; **Michael Devlin**, Assistant Offensive Line/Tight Ends; **Andy Dickerson**, Quality Control/Defense; **Sam Gash**, Assistant Running Backs; **Jim Herrmann**, Linebackers; **Rick Lyle**, Assistant Strength & Conditioning; **Denny Marcin**, Defensive Line; **Noel Mazzone**, Wide Receivers; **Jason Michael**, Quality Control/Offense; **Markus Paul**, Head Strength & Conditioning; **Jimmy Raye**, Running Backs; **Brian Schottenheimer**, Offensive Coordinator; **Bob Sutton**, Defensive Coordinator; **Mike Westhoff**, Special Teams Coordinator; **Tony Wise**, Offensive Line.

2007 SEASON (4-12)

Head Coach: Eric Mangini - Fourth in AFC East
Home Stadium: The Meadowlands

Date	W-L	Score	Opponents	Attendance
9/9	L	14-38	New England	77,900
9/16	L	13-20	at Baltimore	71,246
9/23	W	31-28	Miami	77,197
9/30	L	14-17	at Buffalo	70,600
10/7	L	24-35	at NY Giants	78,809
10/14	L	9-16	Philadelphia	77,189
10/21	L	31-38	at Cincinnati	65,868
10/28	L	3-13	Buffalo	76,688
11/4	L	20-23	Washington (OT)	76,663
11/18	W	19-16	Pittsburgh (OT)	77,659
11/22	L	3-34	at Dallas	63,315
12/2	W	40-13	at Miami	71,109
12/9	L	18-24	Cleveland	76,822
12/16	L	10-20	at New England	68,756
12/23	L	6-10	at Tennessee	69,143
12/30	W	13-10	Kansas City (OT)	76,737

2007 AFC EAST STANDINGS

New England	16	0	0	1.000
Buffalo	7	9	0	.438
Jets	**4**	**12**	**0**	**.250**
Miami	1	15	0	.063

SCORE BY QUARTER

Jets	51	105	33	73	6	**268**
Opp	47	111	70	124	3	**355**

TEAM STATISTICS

	Jets	Opp
Total First Downs	**286**	**315**
Rushing	92	128
Passing	173	174
Penalty	21	13
3rd Down: Made/Att	85/226	89/211
3rd Down Pct.	37.6%	42.2%
4th Down: Made/Att	10/21	8/10
4th Down Pct.	47.6%	80.0%
Possession Avg.	**28:35**	**31:25**
Total Net Yards	**4,715**	**5,310**
Avg. Per Game	294.7	331.9
Total Plays	1,011	1,016
Avg. Per Play	4.7	5.2
Net Yards Rushing	**1,701**	**2,156**
Avg. Per Game	106.3	134.8
Total Rushes	446	517
Net Yards Passing	**3,014**	**3,154**
Avg. Per Game	188.4	197.1
Sacked/Yards Lost	53/316	29/208
Gross Yards	3,330	3,362
Attempts/Completions	512/310	470/289
Completion Pct.	60.5%	61.5%
Had Intercepted	19	15
Punts/Average	**72/42.5**	**68/42.7**
Net Punting Avg.	**36.6**	**35.9**
Penalties/Yards	**63/486**	**93/761**
Fumbles/Ball Lost	**20/6**	**15/6**
Touchdowns	**26**	**38**
Rushing	6	14
Passing	15	18
Returns	5	6

RUSHING

Player	No	Yds	Avg	Lg	TD
Jones	310	1,119	3.6	36	1
Washington	71	353	5.0	49	3
Clemens	27	111	4.1	18	1
B. Smith	12	45	3.8	11	0
Cotchery	5	38	7.6	16	0
Pennington	20	32	1.6	5	1
Davis	1	3	3.0	3	0
Jets	**446**	**1,701**	**3.8**	**49**	**6**
Opp.	**517**	**2,156**	**4.2**	**32**	**14**

RECEIVING

Player	No	Yds	Avg	Lg	TD
Cotchery	82	1,130	13.8	50	2
Coles	55	646	11.7	57t	6
Baker	41	409	10.0	22	3
Washington	36	213	5.9	18	0
B. Smith	32	325	10.2	29	2
Jones	28	217	7.8	25	1
McCareins	19	232	12.2	51	0
Wright	6	87	14.5	36	0
Kowalewski	5	18	3.6	6	1
Ryan	3	46	15.3	22	0
Pociask	1	7	7.0	7	0
Davis	1	3	3.0	3	0
Mangold	1	-3	-3.0	-3	0
Jets	**310**	**3,330**	**10.7**	**57t**	**15**
Opp.	**289**	**3,362**	**11.6**	**85t**	**18**

INTERCEPTIONS

Player	No	Yds	Avg	Lg	TD
Rhodes	5	76	15.2	36	0
Revis	3	20	6.7	19	0
Poteat	2	11	5.5	11	0
Barton	1	1	1.0	1	0
Vilma	1	1	1.0	1	0
Coleman	1	1	1.0	1	0
Barrett	1	0	0.0	0	0
Dyson	1	0	0.0	0	0
Jets	**15**	**110**	**7.3**	**36**	**0**
Opp.	**19**	**196**	**10.3**	**50t**	**4**

PUNTING

Player	No	Yds	Avg	Net	Tb	In	Lg	Blk
Graham	66	2,855	43.3	36.6	7	23	62	1
Kapinos	5	208	41.6	36.4	1	2	48	0
Jets	**71**	**3,063**	**42.5**	**36.6**	**8**	**25**	**62**	**1**
Opp.	**67**	**2,901**	**42.7**	**35.9**	**14**	**23**	**64**	**1**

PUNT RETURNS

Player	Ret	FC	Yds	Avg	Lg	TD
Washington	20	14	183	9.2	33	0
Jets	**20**	**14**	**183**	**9.2**	**33**	**0**
Opp.	**32**	**13**	**268**	**8.4**	**32**	**0**

SCORING

Scoring	TD	Ru	Pa	Rt	PAT	FG	2Pt	Pts
Nugent	0	0	0	0	23/24	29/36	0	110
Washington	6	3	0	3	-	-	1	38
Coles	6	0	6	0	-	-	0	36
Baker	3	0	3	0	-	-	0	18
Cotchery	2	0	2	0	-	-	0	12
B. Smith	2	0	2	0	-	-	0	12
Jones	2	1	1	0	-	-	0	12
Bowens	1	0	0	1	-	-	0	6
Pennington	1	1	0	0	-	-	0	6
Rhodes	1	0	0	1	-	-	0	6
Kowalewski	1	0	1	0	-	-	0	6
Clemens	1	1	0	0	-	-	0	6
Two Point Conversions: Jets: 1/2, Opponents 2/2								
Jets	**26**	**6**	**15**	**5**	**23/24**	**29/36**	**1**	**268**
Opp.	**38**	**14**	**18**	**6**	**36/36**	**29/32**	**2**	**355**

KICK RETURNS

Player	No	Yds	Avg	Lg	TD
Washington	47	1,291	27.5	98t	3
B. Smith	9	183	20.3	27	0
Cotchery	4	56	14.0	32	0
Bowens	3	30	10.0	17	0
Baker	3	18	6.0	10	0
Miller	2	48	24.0	26	0
Wright	2	31	15.5	28	0
McCareins	2	15	7.5	12	0
Ryan	1	18	18.0	18	0
Chatham	1	5	5.0	5	0
Jets	**74**	**1,695**	**22.9**	**98t**	**3**
Opp.	**51**	**1,270**	**24.9**	**108t**	**1**

FIELD GOALS

Player	1-19	20-29	30-39	40-49	50+
Nugent	1/1	11/11	10/12	6/8	1/4
Jets	**1/1**	**11/11**	**10/12**	**6/8**	**1/4**
Opp.	**0/0**	**8/8**	**7/7**	**13/16**	**1/1**

Nugent: ()(50G,52N,21G)(21G)(37N)(42N,47G)(30G,44N,21G,30G)(24G,35G,43G)(27G)(29G,54N,30G)(25G,19G,28G,38G)(40G)(29G,40G,35G,26G)(35G,41G,38G,35G)(33G,35N)(51N)(27G,43G).

Opponents: (22G)(28G,46N,43G)(31G,39G) (46G)()(22G,41N,41N,31G,25G)(20G)(30G,40G)(46G,40G,22G,40G,46G)(37G,33G,48G)(46G,27G)(53G,44G)(49G)(26G, 34G)(46G)(40G).

USUAL STARTERS

Offense		Defense	
WR	L. Coles	DE	S. Ellis
LT	D. Ferguson	NT	D. Robertson
LG	A. Clarke	DE	K. Coleman
C	N. Mangold	OLB	V. Hobson
RG	B. Moore	ILB	E. Barton
RT	A. Clement	ILB	J. Vilma/
TE	C. Baker		D. Harris
WR	J. Cotchery	OLB	B. Thomas
WR	B. Smith	CB	D. Revis
RB	T. Jones	CB	D. Barrett/
QB	C. Pennington/		H. Poteat
	K. Clemens	S	K. Rhodes
		S	A. Elam

PASSING

Passing	Att	Cmp	Yds	Cmp%	Yds/Att	TD	TD%	Int	Int%	Lg	Sk/Yds	Rating
Pennington	260	179	1,765	68.8%	6.8	10	3.8%	9	3.5%	57t	26/178	86.1
Clemens	250	130	1,529	52.0%	6.1	5	2.0%	10	4.0%	56	27/138	60.9
Washington	1	1	36	100.0%	36.0	0	0.0%	0	0.0%	36	0/0	118.8
Smith	1	0	0	0.0%	0.0	0	0.0%	0	0.0%	0	0/0	39.6
Jets	**512**	**310**	**3,330**	**60.5%**	**6.5**	**15**	**2.9%**	**19**	**3.7%**	**57t**	**53/316**	**73.9**
Opp.	**470**	**289**	**3,362**	**61.5%**	**7.2**	**18**	**3.8%**	**15**	**3.2%**	**85t**	**29/208**	**82.6**

Coaching Staff: Sal Alosi, Head Strength & Conditioning; **Mike Bloomgren**, Quality Control-Offense; **Bryan Cox**, Assistant Defensive Line; **Brian Daboll**, Quarterbacks; **Mike Devlin**, Offensive Line; **Andy Dickerson**, Quality Control-Defense; **Jerome Henderson**, Assistant Secondary; **Jim Herrmann**, Linebackers; **Mike Jones**, Assistant Strength & Conditioning; **Ben Kotwica**, Quality Control-Defense/Assistant Special Teams; **Rick Lyle**, Assistant Strength & Conditioning; **Mike MacIntyre**, Secondary; **Noel Mazzone**, Wide Receivers; **Jason Michael**, Assistant Tight Ends; **Dan Quinn**, Defensive Line; **Jimmy Raye**, Running Backs; **Brian Schottenheimer**, Offensive Coordinator; **Brian Smith**, Quality Control-Offense; **Bob Sutton**, Defensive Coordinator; **Mike Westhoff**, Special Teams Coordinator; **Tony Wise**, Offensive Line

2008 SEASON (9-7)

Head Coach: Eric Mangini - Third in AFC East
Home Stadium: The Meadowlands

Date	W-L	Score	Opponents	Attendance
9/7	W	20-14	at Miami	65,589
9/14	L	10-19	New England	78,554
9/22	L	29-48	at San Diego	68,922
9/28	W	56-35	Arizona	78,222
10/12	W	26-14	Cincinnati	78,161
10/19	L	13-16	at Oakland	61,901
10/26	W	28-24	Kansas City	78,037
11/2	W	26-17	at Buffalo	71,827
11/9	W	47-3	St. Louis	78,073
11/13	W	34-31	at New England	68,756
11/23	W	34-13	at Tennessee	69,143
11/30	L	17-34	Denver	78,809
12/7	L	14-24	at San Francisco	67,782
12/14	W	31-27	Buffalo	78,548
12/21	L	3-13	at Seattle	68,181
12/28	L	17-24	Miami	79,454

2008 AFC EAST STANDINGS

Miami	11	5	0	.688
New England	11	5	0	.688
Jets	**9**	**7**	**0**	**.563**
Buffalo	7	9	0	.438

SCORE BY QUARTER

Jets	102	137	55	108	3	**405**
Opp.	60	117	75	101	3	**356**

TEAM STATISTICS

	Jets	Opp
Total First Downs	**308**	**315**
Rushing	94	86
Passing	186	209
Penalty	28	20
3rd Down: Made/Att	81/197	81/210
3rd Down Pct.	41.1%	38.6%
4th Down: Made/Att	9/16	13/18
4th Down Pct.	56.3%	72.2%
Possession Avg.	**30:28**	**29:32**
Total Net Yards	**5,307**	**5,270**
Avg. Per Game	331.7	329.4
Total Plays	981	1,020
Avg. Per Play	5.4	5.2
Net Yards Rushing	**2,004**	**1,518**
Avg. Per Game	125.3	94.9
Total Rushes	422	407
Net Yards Passing	**3,303**	**3,752**
Avg. Per Game	206.4	234.5
Sacked/Yards Lost	30/213	41/253
Gross Yards	3,516	4,005
Attempts/Completions	529/347	572/368
Completion Pct.	65.6%	64.3%
Had Intercepted	23	14
Punts/Average	**59/42.2**	**69/43.4**
Net Punting Avg.	**35.6**	**36.4**
Penalties/Yards	**77/569**	**93/663**
Fumbles/Ball Lost	**22/8**	**37/16**
Touchdowns	**48**	**40**
Rushing	20	10
Passing	22	23
Returns	6	7

RUSHING

Player	No	Yds	Avg	Lg	TD
T. Jones	290	1,312	4.5	59t	13
L. Washington	76	448	5.9	61t	6
B. Smith	12	113	9.4	36	0
T. Richardson	10	65	6.5	16	0
B. Favre	21	43	2.0	27	1
L. Coles	2	9	4.5	6	0
J. Chatman	5	8	1.6	5	0
J. Cotchery	2	8	4.0	8	0
C. Stuckey	1	1	1.0	1	0
K. Clemens	3	-3	-1.0	-1	0
Jets	**422**	**2,004**	**4.7**	**61t**	**20**
Opp.	**407**	**1,518**	**3.7**	**35**	**10**

RECEIVING

Player	No	Yds	Avg	Lg	TD
J. Cotchery	71	858	12.1	56t	5
L. Coles	70	850	12.1	54	7
D. Keller	48	535	11.1	54	3
L. Washington	47	355	7.6	40	2
T. Jones	36	207	5.8	19	2
C. Stuckey	32	359	11.2	31	3
C. Baker	21	194	9.2	29	0
B. Smith	12	64	5.3	18	0
B. Franks	6	47	7.8	25	0
J. Chatman	2	5	2.5	3	0
D. Clowney	1	26	26.0	26	0
T. Richardson	1	4	4.0	4	0
A. Carroll	0	11	0	11	0
B. Favre	0	2	0	2	0
D. Revis	0	-1	0	-1	0
Jets	**347**	**3,516**	**10.1**	**56t**	**22**
Opp.	**368**	**4,005**	**10.9**	**60**	**23**

INTERCEPTIONS

Player	No	Yds	Avg	Lg	TD
D. Revis	5	38	7.6	32t	1
K. Rhodes	2	50	25.0	50	0
H. Poteat	2	47	23.5	41	0
A. Elam	1	92	92.0	92t	1
D. Barrett	1	25	25.0	25t	1
D. Bowens	1	24	24.0	24	0
E. Smith	1	6	6.0	6	0
D. Lowery	1	0	0.0	0	0
Jets	**14**	**282**	**20.1**	**92t**	**3**
Opp.	**23**	**351**	**15.3**	**91t**	**4**

PUNTING

Player	No	Yds	Avg	Net	Tb	In	Lg	Blk
R. Hodges	44	1,884	42.8	35.5	5	14	61	1
B. Graham	14	606	43.3	36.1	0	2	56	0
Jets	**58**	**2,490**	**42.2**	**35.6**	**5**	**16**	**61**	**1**
Opp.	**69**	**2,992**	**43.4**	**36.4**	**9**	**23**	**65**	**0**

PUNT RETURNS

Player	Ret	FC	Yds	Avg	Lg	TD
L. Washington	29	9	303	10.4	37	0
Jets	**29**	**9**	**303**	**10.4**	**37**	**0**
Opp.	**29**	**13**	**288**	**9.9**	**56**	**0**

SCORING

Scoring	TD	Ru	Pa	Rt	PAT	FG	2Pt	Pts
Feely	0	0	0	0	39/39	24/28	0	111
Jones	15	13	2	0	0/0	0/0	0	90
Washington	9	6	2	1	0/0	0/0	1	56
Coles	7	0	7	0	0/0	0/0	0	42
Cotchery	5	0	5	0	0/0	0/0	1	32
Stuckey	3	0	3	0	0/0	0/0	0	18
Keller	3	0	3	0	0/0	0/0	0	18
Revis	1	0	0	1	0/0	0/0	0	6
Elam	1	0	0	1	0/0	0/0	0	6
Pace	1	0	0	1	0/0	0/0	0	6
Barrett	1	0	0	1	0/0	0/0	0	6
Ellis	1	0	0	1	0/0	0/0	0	6
Favre	1	1	0	0	0/0	0/0	0	6
Nugent	0	0	0	0	2/2	0/1	0	2
Jets	**48**	**20**	**22**	**6**	**41/41**	**24/29**	**2**	**405**
Opp.	**40**	**10**	**23**	**7**	**37/37**	**25/28**	**2**	**356**

KICK RETURNS

Player	No	Yds	Avg	Lg	TD
L. Washington	48	1,231	25.6	94	1
B. Smith	4	39	9.8	26	0
D. Bowens	4	37	9.3	14	0
J. Cotchery	1	54	54.0	54	0
J. Miller	1	22	22.0	22	0
R. Turner	1	9	9.0	9	0
D. Keller	1	9	9.0	9	0
B. Franks	1	6	6.0	6	0
Jets	**61**	**1,407**	**23.1**	**94**	**1**
Opp.	**73**	**1,568**	**21.5**	**44**	**0**

FIELD GOALS

Player	1-19	20-29	30-39	40-49	50+
J.Feely	0/ 0	9/ 9	9/ 12	4/ 5	2/ 2
M.Nugent	0/ 0	0/ 0	0/ 1	0/ 0	0/ 0
Jets	0/ 0	9/ 9	9/ 13	4/ 5	2/ 2
Opp.	0/ 0	5/ 5	11/ 12	7/ 9	2/ 2

Nugent: (32WR) Feely: (31WR,21G)(32G)(20G,30G,44WL)(38G,43G) (40G,52G)(36WL)(37G,26G,37WL,20G,31G)(22G,49G,46G,55G)(22G,34G)(20G, 30G)(30G)(31G)(20G)(28G)

Opponents: ()(21G,37G,28G,27G)(36G,49G)(37B)()(29G,40RU,37G,57G)(30G) (53G,43WL)(37G)(42G,312G,47G)(43G,49G)(25G,35G)(32G)(34G,48G)(31G,38G) (48G)

USUAL STARTERS

Offense		Defense	
WR	L. Coles	DE	S. Ellis
LT	D. Ferguson	NT	K. Jenkins
LG	A. Faneca	DE	K. Coleman
C	N. Mangold	OLB	C. Pace
RG	B. Moore	ILB	E. Barton
RT	D. Woody	ILB	D. Harris
TE	C. Baker	OLB	B. Thomas
WR	J. Cotchery	CB	D. Revis
RB	T. Jones	CB	D. Lowery
FB	T. Richardson	S	K. Rhodes
QB	B. Favre	S	A. Elam/ E. Smith

Pro Bowl: LG. A. Faneca, QB B. Favre, NT K. Jenkins, RB T. Jones, C N. Mangold, CB D. Revis, KR L. Washington

PASSING

Passing	Att	Cmp	Yds	Cmp%	Yds/Att	TD	TD%	Int	Int%	Lg	Sk/Yds	Rating
B. Favre	522	343	3,472	65.7%	6.7	22	4.2%	22	4.2%	56t	30/213	81.0
K. Clemens	5	3	26	60.0%	5.2	0	0.0%	1	20.0%	11	0/0	34.2
B. Smith	2	1	18	50.0%	9.0	0	0.0%	0	0.0%	18	0/0	81.3
Jets	**529**	**347**	**3,516**	**65.6%**	**6.6**	**22**	**4.2%**	**23**	**4.3%**	**56t**	**30/213**	**80.2**
Opp.	**572**	**368**	**4,005**	**64.3%**	**7.0**	**23**	**4.0%**	**14**	**2.4%**	**60**	**41/253**	**88.1**

Coaching Staff: Sal Alosi, Head Strength & Conditioning; **Bill Callahan**, Assistant Head Coach/Offensive Line; **Mike Bloomgren**, Quality Control-Offense; **Bryan Cox**, Asst. Defensive Line; **Brian Daboll**, Quarterbacks; **Mike Devlin**, Tight Ends/Asst. Offensive Line; **Andy Dickerson**, Quality Control-Defense; **Jerome Henderson**, Defensive Backs; **Jim Herrmann**, Linebackers; **Mike Jones**, Asst. Strength & Conditioning; **Ben Kotwica**, Quality Control - Defense/Special Teams; **Rick Lyle**, Asst. Strength & Conditioning/Nutrition Coordinator; **Noel Mazzone**, Wide Receivers; **Kevin O'Dea**, Special Teams Coordinator; **Dan Quinn**, Defensive Line; **Jimmy Raye**, Running Backs; **Brian Schottenheimer**, Offensive Coordinator; **Brian Smith**, Quality Control-Offense; **Bob Sutton**, Defensive Coordinator; **Mike Westhoff**, Special Teams.

Pete Lammons

The Jets advanced to Super Bowl III with this thrilling, see-saw 27-23 victory over Oakland before a record crowd of 62,627 in chilly and windy Shea Stadium. A bizarre play, Daryle Lamonica's lateral pass to Charlie Smith that rolled free and was recovered by the Jets' Ralph Baker inside the final two minutes, sealed the victory. The Jets opened the scoring when Joe Namath, with three touchdown passes on the day, threw his first, a 14-yarder to Don Maynard. After a Jim Turner field goal extended the lead, Lamonica hit Fred Biletnikoff on a 29-yard scoring strike to pull the Raiders to 10-7. With the score 13-13, Namath struck again, this time 20 yards to tight end Pete Lammons. After a George Blanda field goal, George Atkinson returned a Namath interception to the Jets' five yard line, where Pete Banaszak's touchdown run gave the Raiders their first lead, 23-20, midway through the fourth quarter. Namath brought the Jets back quickly and efficiently, and his six yard scoring pass to Maynard gave the Jets the lead to stay and a date with destiny and the Balitmore Colts in Miami. The victory also gave head coach Weeb Ewbank the distinction of becoming the first coach to win titles in both the NFL and AFL.

1968 AFL CHAMPIONSHIP GAME

JETS 27, RAIDERS 23

DECEMBER 29, 1968 - SHEA STADIUM

RAIDERS at JETS

RAIDERS	0	10	3	10	-	**23**
JETS	10	3	7	7	-	**27**

RAIDERS STATISTICS

PASSING	Att	Cmp	Yds	TD-I
Lamonica	47	20	401	1-0
Totals	**47**	**20**	**401**	**1-0**

RUSHING	Att	Yds	Lg	TD
Dixon	8	42	28	0
Smith	5	1	3	0
Banaszak	3	6	5	1
Lamonica	3	-5	1	0
Totals	**19**	**44**	**28**	**1**

RECEIVING	No	Yds	Lg	TD
Biletnikoff	7	190	57	1
Dixon	5	48	36	0
Cannon	4	69	23	0
Wells	3	83	11	0
Banasza	1	11	40	0
Totals	**20**	**401**	**57**	**1**

INTERCEPTIONS	Int	Yds	TD
Atkinson	1	33	0

JETS STATISTICS

PASSING	Att	Cmp	Yds	TD-I
Namath	49	19	266	3-1
Totals	**49**	**19**	**266**	**3-1**

RUSHING	Att	Yds	Lg	TD
Snell	19	71	9	0
Boozer	11	51	15	0
Mathis	3	8	5	0
Namath	1	14	0	4
Totals	**34**	**144**	**15**	**0**

RECEIVING	No	Yds	Lg	TD
Sauer	7	70	52	0
Maynard	6	118	25	2
Lammons	4	52	20	1
Snell	1	15	11	0
Boozer	1	11	15	0
Totals	**19**	**266**	**52**	**3**

INTERCEPTIONS
None

TEAM STATISTICS

First Downs	18	25
Rushes-Yards	19-44	34-144
Passing Yards	383	256
Total Yards	391	266
Pass Att-Comp-INT	47-20-1	49-19-0
Times Sacked-Yards Lost	2-8	2-10
Fumbles-Lost	2-2	1-0
Penalties-Yds. Lost	2-23	4-26

Att. - 62,627

SCORING

Tm	Scoring Play	R-J
J	Maynard 14 pass from Namath (J. Turner)	0-7
J	FG J. Turner 33	0-10
R	Biletnikoff 29 pass from Lamonica (Blanda)	7-10
J	FG J. Turner 36	7-13
R	FG Blanda 26	10-13
R	FG Blanda 9	13-13
J	Lammons 20 pass from Namath (J. Turner)	13-20
R	FG Blanda 20	16-20
R	Banaszak 5 run (Blanda)	23-20
J	Maynard 6 pass from Namath (J. Turner)	23-27

STARTING LINEUPS

Raiders Offense		Jets Offense	
E	Wells	E	Sauer
LT	Svibus	LT	Hill
LG	Upshaw	LG	Talamini
C	J. Otto	C	Schmitt
RG	Harvey	RG	Herman
RT	Schun	RT	Walton
TE	Cannon	TE	Lammons
FL	Biletnikoff	FL	Maynard
QB	Lamonica	QB	Namath
RB	Smith	RB	Boozer
RB	Dixon	RB	Snell

Raiders Defense		Jets Defense	
LE	Lassiter	LE	Philbin
LDT	Birdwell	DT	Rochester
RDT	Oats	DT	Elliott
RDE	Davidson	RE	Biggs
LLB	Oliver	OLB	Baker
MLB	Conners	MLB	Atkinson
RLB	G. Otto	OLB	Grantham
LH	Atkinson	LH	Samole
RH	Brown	RH	Beverly
S	Bird	S	Hudson
S	Grayson	S	Baird

SUPER BOWL III

JETS 16, COLTS 7

JANUARY 12, 1969 - ORANGE BOWL - MIAMI, FL

JETS	0	7	6	3	-	**16**
COLTS	0	0	0	7	-	**7**

Defying the oddsmakers and the strength of NFL tradition, the New York Jets became the first American Football League team to win a Super Bowl by rumbling over the NFL's Baltimore Colts to record a 16-7 triumph, becoming World Champions in only the franchise's 10th season in existence.

Many point to this game as the trigger that led to the merger between the NFL and AFL after the 1969 season.

As was the case for most of the 1968 season, Super Bowl MVP Joe Namath led the Jets to Super Bowl glory. The All-Pro QB who "guaranteed" victory on the Thursday before the game directed the Jets' attack flawlessly, driving the team to a second-quarter touchdown by Matt Snell (four yards) and three second-half field goal by Jim Turner. Snell had an outstanding game, gaining 121 yards on 30 carries. The Jets' defense deserved as much credit as the offense, intercepting the Colts four times, including three on Earl Morrall in the first half. In all, Randy Beverly picked off two, Jim Hudson and Johnny Sample, one each as the defensive unit harassed Colts' quarterbacks Morrall and the legendary Johnny Unitas, allowing them to complete only 17-of-41 passes. It was Unitas and his sore elbow that came off the bench to lead the Colts to their only touchdown late in the fourth quarter and avoid a Super Bowl shutout.

The victory was the third championship in as many tries for Weeb Ewbank and made him the only man ever to coach World Champions in both the AFL and NFL.

COLTS STATISTICS

PASSING	Att	Cmp	Yds	TD-I
Unitas	24	11	110	0-1
Morrall	17	6	71	0-3
Totals	**41**	**17**	**181**	**0-4**

RUSHING	Att	Yds	Lg	TD
Matte	11	116	58	0
Hill	9	29	12	1
Unitas	1	0	0	0
Morrall	2	-2	0	0
Totals	**23**	**143**	**58**	**1**

RECEIVING	No	Yds	Lg	TD
Richardson	6	58	21	0
Orr	3	42	17	0
Mackey	3	35	19	0
Matte	2	30	30	0
Hill	2	1	1	0
Mitchell	1	15	15	0
Totals	**16**	**181**	**30**	**0**

INTERCEPTIONS
None

JETS STATISTICS

PASSING	Att	Cmp	Yds	TD-I
Namath	28	17	206	0-0
Parilli	1	0	0	0-0
Totals	**29**	**17**	**206**	**0-0**

RUSHING	Att	Yds	Lg	TD
Snell	30	121	12	1
Boozer	10	19	8	0
Mathis	3	2	1	0
Totals	**43**	**142**	**12**	**1**

RECEIVING	No	Yds	Lg	TD
Sauer	8	133	39	0
Snell	4	40	14	0
Mathis	3	20	13	0
Lammons	2	13	11	0
Totals	**17**	**206**	**39**	**0**

INTERCEPTIONS	Int	Yds	TD
Beverly	2	0	0
Hudson	1	9	0
Sample	1	0	0

TEAM STATISTICS

	BAL	NYJ
First Downs	18	0021
Rushes-Yards	23-143	43-142
Net Passing Yards	181	195
Passes Attempted	41	29
Passes Completed	17	17
Times Sacked-Yards Lost	0-0	2-11
Intercepted By	0	4
Fumbles-Lost	1-1	1-1
Penalties-Yds. Lost	3-23	5-28

Att. - 75,389

SCORING

Tm	Scoring Play	C-J
J	Snell 4 run (J. Turner)	0-7
J	FG J. Turner 32	0-10
J	FG J. Turner 30	0-13
J	FG J. Turner 9	0-16
C	Hill 1 run (Michaels)	7-16

STARTING LINEUPS

Colts Offense		Jets Offense	
LE	B. Smith	E	Sauer
LT	B.R. Smith	LT	Hill
RT	Miller	LG	Talamini
RE	Braase	C	Schmitt
LLB	Curtis	RG	Rasmussen
MLB	Gaubatz	RT	Herman
RLB	Shinnick	TE	Lammons
LCB	Boyd	FL	Maynard
RCB	Lyles	QB	Namath
LS	Logan	RB	Boozer
RS	Volk	RB	Snell

Colts Defense		Jets Defense	
E	Orr	LE	Philbin
LT	Vogel	DT	Rochester
LG	Ressler	DT	Elliott
C	Curry	RE	Biggs
RG	Sullivan	OLB	Baker
RT	Ball	MLB	Atkinson
TE	Mackey	OLB	Grantham
QB	Morrall	LH	Samole
FL	Richardson	RH	Beverly
RB	Matte	S	Hudson
RB	Hil	S	Baird

Colts Substitutions: J. Williams, Mitchell, Austin, Johnson, Rademacher, Richards, Hawkins, Porter, Michaels, Hilton, Lee, Brown, Pearson, Dukes, Johnson, Baird, Christy, S. Williams, Unitas
Colts Did Not Play: Ward

Jets Substitutions: Mathis, B. Turner, Richardson, D'Amato, Perkins, Cole, Szymanski, Dockery, Smolinski, Crane, Neidert, Walton, Parilli, McAdams, J. Turner
Jets Did Not Play: Gordon, Thompson

Jim Turner

1969 AFL CHAMPIONSHIP GAME
CHIEFS 13, JETS 6

DECEMBER 20, 1969 - SHEA STADIUM

CHIEFS	0	3	3	7	-	**13**
JETS	3	0	0	3	-	**6**

The game was a classic battle of defenses, played in remarkably cold and windy conditions before a sellout crowd of 62,977 fans. Through the first three quarters, the weather got the best of both teams as the score stood at 6-3 for the Chiefs. Jim Turner had put New York out in front, 3-0, with a 28-yard field goal the first time the Jets had the ball, but the Chiefs' Jan Stenerud retaliated with a 23-yarder on the next series. Not until the fourth quarter did the breaks occur. With first and goal on the one-yard line, three cracks, including a Joe Namath bootleg, failed to bring a touchdown. Turner then kicked a 7-yard field goal to tie it, 6-6. Two plays later, Kansas City was in the end zone. Len Dawson hit Otis Taylor on a 61-yard pass play to take the Chiefs to the Jets' 19. Dawson then fired the final 19 yards to Gloster Richardson for the only touchdown of the game. Namath threw 20 passes over the next two Jets' series, but a fourth down incompletion and a Jim Marsalis interception thwarted the Jets and put Kansas City on the road to the World Championship.

CHIEFS STATISTICS

PASSING	Att	Cmp	Yds	TD-I
Dawson	27	12	201	1-0
Totals	**27**	**12**	**201**	**0-0**

RUSHING	Att	Yds	Lg	TD
Garrett	18	67	13	0
Hayes	10	32	9	0
McVea	1	0	0	0
Holmes	1	0	0	0
Totals	**30**	**99**	**13**	**0**

RECEIVING	No	Yds	Lg	TD
Hayes	5	46	17	0
Taylor	2	74	61	0
Arbanas	2	39	27	0
Holmes	1	29	29	0
Richardson	1	19	19	1
Pitts	1	-6	-6	0
Totals	**12**	**201**	**61**	**1**

INTERCEPTIONS	Int	Yds	TD
Thomas	1	10	0
Marsalis	2	42	0

JETS STATISTICS

PASSING	Att	Cmp	Yds	TD-I
Namath	40	14	169	0-3
Totals	**40**	**14**	**169**	**0-3**

RUSHING	Att	Yds	Lg	TD
Snell	12	61	17	0
Boozer	3	14	8	0
Mathis	6	11	6	0
Namath	1	1	1	0
Totals	**22**	**87**	**17**	**0**

RECEIVING	No	Yds	Lg	TD
Sauer	5	66	17	0
Lammons	3	37	14	0
B. Turner	2	25	10	0
Maynard	1	18	18	0
Boozer	1	10	10	0
Mathis	1	4	4	0
Snell	1	9	9	0
Totals	**14**	**169**	**18**	**0**

INTERCEPTIONS
None

TEAM STATISTICS

	KC	NYJ
First Downs	14	19
Rushes-Yards	30-99	22-87
Passing Yards	148	177
Pass Att-Comp-INT	40-14-3	27-12-1
Fumbles-Lost	1-1	0-0
Penalties-Yds. Lost	3-15	5-63

Att. - 62,977

SCORING

Tm	Scoring Play	C-J
J	FG J. Turner 28	0-3
C	FG Stenerud 23	3-3
C	FG Stenerud 25	6-3
J	FG J. Turner 7	6-6
C	Richardson 19 pass from Dawson (Stenerud)	13-6

STARTING LINEUPS

Chiefs Offense		Jets Offense	
WR	Pitts	WR	Sauer
LT	Tyrer	LT	Hill
LG	Budde	LG	Rasmussen
C	Holub	C	Schmitt
RG	Moorman	RG	Herman
RT	Hill	RT	Finnie
TE	Arbanas	TE	Lammons
WR	Taylor	WR	Turner
QB	Dawson	QB	Namath
RB	Garrett	RB	Boozer
RB	Holmes	RB	Snell
Chiefs Defense		**Jets Defense**	
LE	Mays	LE	Philbin
DT	Culp	DT	Thompson
DT	Buchanan	DT	Elliott
RDE	Brown	RE	Biggs
LLB	Bell	OLB	Gordon
MLB	Lanier	MLB	Atkinson
RLB	Lynch	OLB	Grantham
CB	Marsalis	CB	Gordon
CB	Thomas	CB	Beverly
S	Kearney	S	Richards
S	Robinson	S	Baird

Mickey Shuler

In one of the most exciting playoff games ever played, the Buffalo Bills hung on to defeat the Jets, 31-27 as Bill Simpson made an interception on the two-yard line with time running out. The Bills scored on the opening kickoff when they recovered a Bruce Harper fumble and quickly built a 24-0 second-quarter lead. The Jets rallied in the third quarter to make it 24-13. The game appeared over as Joe Cribbs busted a 45-yard touchdown to give Buffalo a 31-13 lead with 10:16 left. The Jets refused to die, however, and with Richard Todd at the controls, New York scored two quick touchdowns and were now down 31-27 with 3:44 to go. A swarming defense forced the Bills to go three and out, and with 2:36 left and the goal line 80 yards away, Todd started the Jets on their march. They drove to the Bills' 11-yard line with 14 seconds on the clock, but Simpson made his game-saving interception and the Jets' season ended.

1981 AFC WILD CARD PLAYOFF GAME

BILLS 31, JETS 27

DECEMBER 27, 1981 - SHEA STADIUM

at

BILLS	17	7	0	7	-	**31**
JETS	0	10	3	14	-	**27**

BILLS STATISTICS

PASSING	Att	Cmp	Yds	TD-I
Ferguson	34	17	268	2-4
Totals	**34**	**17**	**268**	**2-4**

RUSHING	Att	Yds	Lg	TD
Cribbs	15	83	45	1
Leaks	6	12	5	0
Ferguson	2	-4	-2	0
Totals	**23**	**91**	**45**	**1**

RECEIVING	No	Yds	Lg	TD
Lewis	7	158	50	2
Cribbs	4	64	28	0
Leaks	3	23	11	0
Brammer	2	17	14	0
Butler	1	6	6	0
Totals	**17**	**268**	**50**	**2**

INTERCEPTIONS	Int	Yds	TD
Bess	1	49	0
Villapiano	1	18	0
Simpson	2	12	0

SACKS	Sks	Yds
Smerlas	2	18
Bess	1	9
White	1	1
Humiston	0.5	1
Kadish	0.5	1

JETS STATISTICS

PASSING	Att	Cmp	Yds	TD-I
Todd	51	28	377	2-4
Totals	**51**	**28**	**377**	**2-4**

RUSHING	Att	Yds	Lg	TD
McNeil	12	32	7	0
Long	8	28	8	1
Todd	2	11	11	0
Totals	**22**	**71**	**11**	**1**

RECEIVING	No	Yds	Lg	TD
Dierking	7	52	16	0
Shuler	6	116	30	1
Gaffney	4	64	26	0
B. Jones	4	64	30	1
Walker	3	24	11	0
Barkum	2	41	37	0
Newton	1	12	12	0
Harper	1	4	4	0
Totals	**28**	**377**	**37**	**2**

INTERCEPTIONS	Int	Yds	TD
G. Buttle	2	40	0
Dykes	1	22	0
Holmes	1	0	0

SACKS	Sks	Yds
Gastineau	1	21
Klecko	1	7

TEAM STATISTICS

	BUF	NYJ
First Downs	15	23
Rushes-Yards	23-91	22-71
Passing Yards	230	348
Total Yards	321	419
Pass Att-Comp-INT	34-17-4	51-28-4
Times Sacked-Yards Lost	2-38	5-29
Fumbles-Lost	1-0	3-1
Penalties-Yds. Lost	8-62	6-55

Att. - 57,050

SCORING

Tm	Scoring Play	B-J
B	Romes 26 fumble return (Mayer)	7-0
B	Lewis 50 pass from Ferguson (Mayer)	14-0
B	FG Mayer 29	17-0
B	Lewis 26 pass from Ferguson (Mayer)	24-0
J	Shuler 30 pass from Todd (Leahy)	24-7
J	FG Leahy 26	24-10
J	FG Leahy 19	24-13
B	Cribbs 45 run (Mayer)	31-13
J	Jones 30 pass from Todd (Leahy)	31-20
J	Long 1 run (Leahy)	31-27

STARTING LINEUPS

Bills Offense		Jets Offense	
WR	Butler	WR	Walker
LT	Jones	LT	Ward
LG	Lynch	LG	Rasmussen
C	Grant	C	Fields
RG	Borchardt	RG	Alexander
RT	Devlin	RT	Powell
TE	Brammer	TE	Barkum
WR	Lewis	WR	Gaffney
QB	Ferguson	QB	Todd
RB	Cribbs	RB	McNeil
FB	Leaks	RB	Newton

Bills Defense		Jets Defense	
LE	Williams	LE	Gastineau
NT	Smerlas	DT	Salaam
RE	White	DT	Lyons
LLB	Sanford	RE	Klecko
LILB	Haslett	OLB	Buttle
RILB	Villapiano	MLB	Blinka
RLB	Robertson	OLB	Mehl
CB	Clark	CB	Dykes
CB	Romes	CB	Holmes
S	Freeman	S	Schroy
S	Simpson	S	Ray

Jerome Barkum and Freeman McNeil

The Jets mixed solid, hard-hitting football with a measure of razzle-dazzle on offense and gimmicks on defense to beat the Bengals at Cincinnati in this Wild Card contest. The game was highlighted by Freeman McNeil's 202 yards rushing, the third-highest total in playoff history, a touchdown pass from McNeil and a 98-yard interception return for a touchdown by Darrol Ray to secure the win. The Bengals jumped to leads of 14-3 and 14-10 and were threatening to score again when the Jets' defense made the play of the day as nickel back Johnny Lynn made an interception at the Jets' one-yard line. With McNeil leading the way behind an awesome performance by the offensive line, the Jets surged to a 17-14 lead which they never surrendered.

1982 AFC WILD CARD PLAYOFF GAME

JETS 44, BENGALS 17

JANUARY 9, 1983 - RIVERFRONT STADIUM

JETS at BENGALS

JETS	3	17	3	21	-	**44**
BENGALS	14	0	3	0	-	**17**

JETS STATISTICS

PASSING	Att	Cmp	Yds	TD-I
Todd	28	20	269	1-1
McNeil	1	1	14	1-0
Totals	**29**	**21**	**283**	**2-1**

RUSHING	Att	Yds	Lg	TD
McNeil	22	202	35	1
Dierking	3	11	9	0
Todd	3	3	8	0
Newton	2	6	4	0
Augustyniak	2	2	1	0
Harper	1	9	0	0
Crutchfield	1	1	1	1
Totals	**34**	**234**	**35**	**2**

RECEIVING	No	Yds	Lg	TD
Walker	8	145	49	1
Gaffney	4	50	20	1
Harper	2	35	19	0
Jones	2	22	12	0
Dierking	2	9	5	0
McNeil	1	9	9	0
Barkum	1	9	9	0
Augustyniak	1	4	4	0
Totals	**21**	**283**	**49**	**2**

INTERCEPTIONS	Int	Yds	TD
Lynn	2	40	0
Ray	1	98	1

SACKS	Sks	Yds
Salaam	1	8
Lynn	1	7
Gastineau	1	4
Lyons	1	2

LEADING TACKLER
Mehl 9

BENGALS STATISTICS

PASSING	Att	Cmp	Yds	TD-I
Anderson	35	26	354	3-3
Schonert	1	0	0	0-0
Totals	**36**	**26**	**354**	**3-3**

RUSHING	Att	Yds	Lg	TD
Johnson	9	26	14	0
Griffin	3	17	8	0
Alexander	7	14	6	0
Anderson	2	5	3	0
Totals	**21**	**62**	**14**	**0**

RECEIVING	No	Yds	Lg	TD
Collinsworth	7	120	53	0
Ross	6	89	26	1
Curtis	3	63	32	1
Kreider	3	41	17	0
A. Griffin	3	14	6	0
Johnson	3	7	9	0
Harris	1	20	20	0
Totals	**26**	**354**	**53**	**2**

INTERCEPTIONS	Int	Yds	TD
Riley	1	0	0

SACKS
None

LEADING TACKLER
Cameron 8

TEAM STATISTICS

	NYJ	CIN
First Downs	27	23
Rushes-Yards	34-234	21-64
Passing Yards	283	333
Pass Att-Comp-INT	29-21-1	36-26-3
Times Sacked-Yards Lost	4-21	0-0
Fumbles-Lost	2-1	2-1
Penalties-Yds. Lost	12-95	7-60
Time of Possession	28:44	31:16

Att. - 57,560

SCORING

Tm	Scoring Play	B-J
B	Curtis 32 pass from Anderson (Breech)	0-7
J	FG Leahy 32	3-7
B	Ross 2 pass from Anderson (Breech)	3-14
J	Gaffney 14 pass from McNeil (Leahy)	10-14
J	Walker 4 pass from Todd (Leahy)	17-14
J	FG Leahy 24	20-14
J	FG Leahy 47	23-14
B	FG Breech 20	23-17
J	McNeil 20 run (Leahy)	30-17
J	Ray 98 interception return (Leahy)	37-17
J	Crutchfield 1 run (Leahy)	44-17

STARTING LINEUPS

Jets Offense		Bengals Offense	
WR	Walker	WR	Collinsworth
LT	Ward	LT	Muñoz
LG	Waldemore	LG	Lapham
C	Fields	C	Bush
RG	Alexander	RG	Bujnoch
RT	Powell	RT	Wilson
TE	Barkum	TE	Ross
WR	Jones	WR	Curtis
QB	Todd	QB	Anderson
RB	McNeil	RB	Alexander
FB	Augustyniak	FB	Johnson

Jets Defense		Bengals Defense	
LE	Gastineau	LE	Edwards
DT	Salaam	NT	Whitley
DT	Lyons	RE	Browner
RE	Neil	LOLB	Harris
OLB	Buttle	LILB	LeClair
MLB	Blinka	RILB	Cameron
OLB	Mehl	ROLB	Williams
CB	Jackson	CB	Breeden
CB	Holmes	CB	Riley
S	Schroy	S	Kemp
S	Ray	S	Fuller

Lance Mehl

The Jets sprung upset number two in this Divisional Championship clash, beating the Raiders to enter the AFC Championship game. Richard Todd's 45-yard pass to Wesley Walker set up the winning one-yard touchdown run by Scott Dierking, but it took a pair of Lance Mehl interceptions in the last three minutes to wrap it up for the Jets. New York jumped to a 10-0 lead on a 20-yard touchdown pass from Todd to Walker and a Pat Leahy field goal, but the Raiders came storming back in the second half to take a 14-10 lead. The Jets came back to take the lead at the 3:45 mark following the Todd to Walker bomb, but the Raiders still had plenty of time. It looked as if the Jets had put the Raiders away when Mehl intercepted Jim Plunkett at the Los Angeles 27 with only 2:49 left, but the Raiders got one more chance when they recovered a Freeman McNeil fumble at their own 33 with 2:26 to go. Mehl then made his clinching interception and this time the Jets ran out the clock.

1982 AFC DIVISONAL PLAYOFF GAME

JETS 17, RAIDERS 14

JANUARY 15, 1983 - LOS ANGELES MEMORIAL COLISEUM

JETS at RAIDERS

JETS	7	3	0	7	-	**17**
RAIDERS	0	0	14	0	-	**14**

JETS STATISTICS

PASSING	Att	Cmp	Yds	TD-I
Todd	24	15	277	1-2
Totals	**24**	**15**	**277**	**1-2**

RUSHING	Att	Yds	Lg	TD
McNeil	23	101	26	0
Todd	5	8	12	0
Augustyniak	4	22	11	0
Dierking	2	4	3	1
Totals	**34**	**135**	**26**	**1**

RECEIVING	No	Yds	Lg	TD
Walker	7	169	45	1
J. Jones	2	52	38	0
Augustyniak	2	18	9	0
Barkum	1	11	11	0
McNeil	1	11	11	0
Shuler	1	9	9	0
Dierking	1	7	7	0
Totals	**15**	**277**	**45**	**1**

INTERCEPTIONS	Int	Yds	TD
Mehl	2	20	0
Jackson	1	10	0

SACKS	Sks	Yds
Lyons	1	13
Gastineau	1	7

TEAM STATISTICS

	NYJ	LAR
First Downs	21	19
Rushes-Yards	34-135	30-93
Passing Yards	252	246
Pass Att-Comp-INT	24-15-2	33-21-3
Times Sacked-Yards Lost	4-25	2-20
Fumbles-Lost	4-3	2-2
Penalties-Yds. Lost	7-64	5-55
Time of Possession	28:19	31:41

Att. - 90,038

SCORING

Tm	Scoring Play	J-R
J	Walker 20 pass from Todd (Leahy)	7-0
J	FG Leahy 30	10-0
R	Allen 4 run (Breech)	10-7
R	Barnwell 57 pass from Plunkett (Breech)	10-14
J	Dierking 1 run (Leahy)	17-14

RAIDERS STATISTICS

PASSING	Att	Cmp	Yds	TD-I
Plunkett	33	21	266	1-3
Totals	**33**	**21**	**266**	**1-3**

RUSHING	Att	Yds	Lg	TD
Allen	15	36	8	1
King	5	16	5	0
Plunkett	4	18	11	0
Hawkins	3	4	2	0
Montgomery	1	11	11	0
Pruit	1	4	4	0
Barnwell	1	4	4	0
Totals	**30**	**93**	**11**	**1**

RECEIVING	No	Yds	Lg	TD
Allen	6	37	13	0
Branch	5	82	24	0
Christensen	5	31	8	0
Barnwell	2	83	57	1
Hawkins	1	15	15	0
Ramsey	1	14	14	0
King	1	4	4	0
Totals	**21**	**266**	**57**	**1**

INTERCEPTIONS	Int	Yds	TD
Hayes	1	0	0
Owens	1	0	0

SACKS	Sks	Yds
Long	1	7
Alzado	1	13
Hendricks	1	3
Vaughn	1	2

STARTING LINEUPS

Jets Offense			
WR	Walker	WR	Branch
LT	Ward	LT	Davis
LG	Waldemore	LG	Marsh
C	Fields	C	Dalby
RG	Alexander	RG	Marvin
RT	Powell	RT	Lawrence
TE	Barkum	TE	Christensen
WR	Jones	WR	Barnwell
QB	Todd	QB	Plunkett
RB	McNeil	RB	Allen
RB	Augustyniak	RB	King

Jets Defense			
LE	Gastineau	LE	Long
DT	Salaam	NT	Kinlaw
DT	Lyons	RE	Alzado
RE	Neil	LOLB	Hendricks
OLB	Buttle	LILB	Millen
MLB	Blinka	RILB	Nelson
OLB	Mehl	ROLB	Martin
CB	Jackson	CB	Hayes
CB	Holmes	CB	Watts
S	Schroy	S	Davis
S	Ray	S	Owens

Mark Gastineau

1982 AFC CHAMPIONSHIP GAME

DOLPHINS 14, JETS 0

JANUARY 23, 1983 - ORANGE BOWL

JETS at DOLPHINS

JETS	0	0	0	0	-	**0**
DOLPHINS	0	0	7	7	-	**14**

On an extremely muddy field at Miami's Orange Bowl, the Jets and Dolphins waged a defensive battle which ended with Miami on top 14-0, earning them a trip to the Super Bowl. A.J. Duhe was the hero of the game, which saw a total of 12 turnovers, as he notched three interceptions, returning the final one 35 yards for a touchdown early in the fourth quarter. Woody Bennett ran seven yards for the first Miami touchdown on the Dolphins' first possession of the third quarter, capping a 48-yard, seven-play drive following Duhe's second interception. The poor field conditions severely hurt the Jets' rushing attack as Freeman McNeil, who had rushed for 303 yards in the previous two playoff wins, was limited to only 46 yards on 17 carries. It was the first time in NFL playoff history that two teams were deadlocked at 0-0 at halftime. The Jets passing game was also hindered as Richard Todd was intercepted a record-tying five times by Miami. The New York defense held Miami to only 198 net yards, intercepted David Woodley three times and forced three fumbles.

JETS STATISTICS

PASSING	Att	Cmp	Yds	TD-I
Todd	37	15	103	0-5
Totals	**37**	**15**	**103**	**0-5**

RUSHING	Att	Yds	Lg	TD
McNeil	17	46	9	0
Todd	4	10	10	0
Augustyniak	2	5	3	0
Dierking	1	1	1	0
Totals	**24**	**62**	**10**	**0**

RECEIVING	No	Yds	Lg	TD
Harper	4	14	10	0
J. Jones	3	35	18	0
Barkum	2	20	12	0
Augustyniak	2	12	8	0
McNeil	1	9	9	0
Gaffney	1	7	7	0
Dierking	1	6	6	0
Walker	1	0	0	0
Totals	**15**	**103**	**18**	**0**

INTERCEPTIONS	Int	Yds	TD
Schroy	2	1	0
Buttle	1	0	0

SACKS	Sks	Yds
Gastineau	2	14
Neil	1	10
Lyons	1	3

DOLPHINS STATISTICS

PASSING	Att	Cmp	Yds	TD-I
Woodley	21	9	87	0-3
Totals	**21**	**9**	**87**	**0-3**

RUSHING	Att	Yds	Lg	TD
Woodley	8	46	17	0
Franklin	13	44	8	0
Bennett	13	24	7	1
Nathan	7	24	8	0
Totals	**41**	**138**	**17**	**1**

RECEIVING	No	Yds	Lg	TD
Vigorito	3	29	20	0
Harris	2	28	14	0
Nathan	2	4	5	0
Rose	1	20	20	0
Lee	1	6	6	0
Totals	**9**	**87**	**20**	**0**

INTERCEPTIONS	Int	Yds	TD
Duhe	3	35	1
Small	1	8	0
G. Blackwood	1	4	0

SACKS	Sks	Yds
Bokamper	2	17
Brudzinski	1	1
Baumhower	1	8

TEAM STATISTICS

	NYJ	MIA
First Downs	10	13
Rushes-Yards	24-62	41-138
Passing Yards	77	60
Pass Att-Comp-INT	37-15-5	21-9-3
Times Sacked-Yards Lost	4-26	4-27
Fumbles-Lost	1-0	3-1
Penalties-Yds. Lost	6-42	3-15
Time of Possession	26:09	33:51

Att. - 67,396

SCORING

Tm	Scoring Play	J-D
D	W. Bennett 7 yd run (Von Schamann)	0-7
D	A. Duhe 35 interception return (Von Schamann)	0-14

STARTING LINEUPS

Jets Offense		Dolphins Offense	
WR	Walker	WR	Harris
LT	Ward	LT	Giesler
LG	Waldemore	LG	Keuchenberg
C	Fields	C	Stephenson
RG	Alexander	RG	Toews
RT	Powell	RT	Laakso
TE	Barkum	TE	Hardy
WR	Jones	WR	Cefalo
QB	Todd	QB	Woodley
RB	McNeil	TE	Lee
FB	Augustyniak	FB	Franklin

Jets Defense		Dolphins Defense	
LE	Gastineau	LE	Bokamper
DT	Salaam	NT	Baumhower
DT	Lyons	RE	Betters
RE	Neil	LOLB	Brudzinski
OLB	Buttle	LILB	Duhe
MLB	Crable	RILB	Rhone
OLB	Mehl	ROLB	Gordon
CB	Jackson	CB	Small
CB	Holmes	CB	McNeal
S	Schroy	S	G. Blackwood
S	Ray	S	L. Blackwood

Johnny Hector

New England came out on top 26-14 in a game that saw the Jets self-destruct, committing four costly turnovers which led to 17 Patriots points. New England, which went on to win the AFC Championship, played an almost flawless game with no turnovers and only one penalty. The Jets were ahead 7-6, and driving late in the 2nd quarter when Ken O'Brien was intercepted on the 7-yard line. Six plays later, New England came back with a touchdown pass from Tony Eason, who avoided a blitz and hit Stanley Morgan. O'Brien suffered a concussion on the final play of the half on an Andre Tippett sack and would only play the first series of the second half. Before Pat Ryan could relieve him though, New England added a field goal and then scored a touchdown when the ensuing kickoff was fumbled by Johnny Hector and returned 15 yards by Johnny Rembert. With the Jets trailing 23-7, Ryan came in and directed a touchdown drive.

1985 AFC WILD CARD PLAYOFF GAME

PATRIOTS 26, JETS 14

DECEMBER 28, 1985 - THE MEADOWLANDS

at

PATRIOTS	3	10	10	3	-	**26**
JETS	0	7	7	0	-	**14**

PATRIOTS STATISTICS

PASSING	Att	Cmp	Yds	TD-I
Eason	16	12	179	1-0
Totals	**16**	**12**	**179**	**1-0**

RUSHING	Att	Yds	Lg	TD
James	22	49	12	0
Collins	11	36	8	0
Eason	6	14	12	0
Totals	**39**	**99**	**12**	**0**

RECEIVING	No	Yds	Lg	TD
Morgan	4	62	36	1
Fryer	2	47	39	0
James	2	36	24	0
Dawson	2	20	12	0
Collins	2	14	11	0
Totals	**12**	**179**	**39**	**1**

INTERCEPTIONS	Int	Yds	TD
Marion	1	26	0
Veris	1	18	0

SACKS	Sks	Yds
Veris	3	35
Tippett	1	9
Blackmon	1	7

JETS STATISTICS

PASSING	Att	Cmp	Yds	TD-I
O'Brien	17	13	149	1-1
Ryan	17	10	84	1-1
Totals	**34**	**23**	**233**	**2-2**

RUSHING	Att	Yds	Lg	TD
McNeil	16	41	7	0
Hector	4	13	7	0
O'Brien	1	4	4	0
Totals	**21**	**58**	**7**	**0**

RECEIVING	No	Yds	Lg	TD
Toon	9	93	16	0
Shuler	5	53	21	1
Walker	4	54	24	0
McNeil	3	13	5	0
Hector	1	11	11	1
Kleever	1	9	9	0
Totals	**23**	**233**	**24**	**2**

INTERCEPTIONS
None

SACKS	Sks	Yds
Cruble	1	7
Baldwin	1	5
Gastineau	1	8

TEAM STATISTICS

	NE	NYJ
First Downs	12	15
Rushes-Yards	39-99	21-58
Passing Yards	159	182
Pass Att-Comp-INT	16-12-0	34-23-2
Times Sacked-Yards Lost	3-20	5-51
Fumbles-Lost	2-0	3-2
Penalties-Yds. Lost	1-10	6-48
Time of Possession	31:47	28:13

Att. - 70,958

SCORING

Tm	Scoring Play	P-J
P	FG Franklin 33	3-0
J	Hector 11 yd pass from O'Brien (Leahy)	3-7
P	FG Franklin 41	6-7
P	Morgan 36 pass from Eason (Franklin)	13-7
P	FG Franklin 20	16-7
P	Rembert 15 fumble return (Franklin)	23-7
J	Shuler 12 pass from Ryan (Leahy)	23-14
P	FG Franklin 26	26-14

STARTING LINEUPS

Patriots Offense		Jets Offense	
WR	Morgan	WR	Toon
LT	Holloway	LT	McElroy
LG	Hannah	LG	Sweeney
C	Brock	C	Fields
RG	Wooten	RG	Alexander
RT	Moore	RT	Powell
TE	Dawson	TE	Shuler
WR	Fryar	WR	Walker
QB	Eason	QB	O'Brien
RB	Collins	RB	McNeil
FB	James	RB	Klever

Patriots Defense		Jets Defense	
LE	Veris	LE	Gastineau
NT	Williams	DT	Klecko
RE	Adams	DT	Bennett
LOLB	Tippett	RE	Lyons
LILB	Nelson	OLB	Clifton
RILB	McGrew	MLB	Mehl
ROLB	Blackmon	OLB	Crable
CB	Lippett	CB	Lynn
CB	Clayborn	CB	Carter
S	James	S	Springs
S	Marion	S	Hamilton

Pat Ryan

1986 AFC WILD CARD PLAYOFF GAME

JETS 35, CHIEFS 15

DECEMBER 28, 1986 - THE MEADOWLANDS

CHIEFS	6	0	0	9	-	**15**
JETS	7	14	7	7	-	**35**

Joe Walton started Pat Ryan to give the team an emotional lift and they got just that from their quarterback, who added a key running play and a three-touchdown passing performance. Freeman McNeil's 135-yard rushing performance also helped spark the Jets' first home playoff win since 1968. Trailing 6-0, Ryan ran a quarterback draw for 24 yards from the KC 33 on a fourth-and-six play to set up the Jets' go-ahead touchdown. On the first down of the ensuing series, the Jets defense forced a KC fumble and Ryan capped a 12-play, 47-yard drive with a one-yard pass to McNeil. Just prior to the half, Ryan hit Al Toon with a touchdown pass for a 21-6 halftime edge. The Jets nailed the victory on the first play of the second half when Kevin McArthur swiped a Todd Blackledge pass and dashed 21 yards for a 28-6 margin. The Jets' defense allowed a season-low 241 yards total offense and had 2 sacks, 2 interceptions and 1 fumble recovery.

CHIEFS STATISTICS

PASSING	Att	Cmp	Yds	TD-I
Blackledge	21	12	80	0-2
Kenney	16	8	97	0-0
Totals	**37**	**20**	**177**	**0-2**

RUSHING	Att	Yds	Lg	TD
Blackledge	4	33	15	0
Green	8	15	6	0
Smith	4	12	6	1
Moriarity	2	7	6	0
Heard	1	1	1	0
Paige	1	-1	-1	0
Totals	**20**	**67**	**15**	**1**

RECEIVING	No	Yds	Lg	TD
Marshall	6	72	26	0
Green	5	7	8	0
Coffman	3	12	6	0
Smith	2	12	6	0
Carson	2	43	27	0
Moriarity	1	16	16	0
Heard	1	15	15	0
Totals	**20**	**177**	**27**	**0**

INTERCEPTIONS
None

SACKS	Sks	Yds
Hackett	1	5
Mars	1	7

JETS STATISTICS

PASSING	Att	Cmp	Yds	TD-I
Ryan	23	16	153	3-0
Totals	**23**	**16**	**153**	**3-0**

RUSHING	Att	Yds	Lg	TD
McNeil	31	135	24	1
Ryan	2	30	24	0
Paige	2	3	2	0
Jennings	1	-3	-3	0
Totals	**36**	**165**	**24**	**1**

RECEIVING	No	Yds	Lg	TD
Toon	4	48	30	1
Shuler	4	28	12	0
McNeil	3	16	8	1
Walker	2	45	38	0
Sohn	1	11	11	0
Griggs	1	6	6	1
Alexander	1	-1	-1	0
Totals	**16**	**153**	**38**	**3**

INTERCEPTIONS	Int	Yds	TD
Carter	1	12	0
McArthur	1	21	0

SACKS	Sks	Yds
Lyons	1	0
Gastineau	1	3

TEAM STATISTICS

	KC	NYJ
First Downs	15	19
Rushes-Yards	20-67	36-165
Passing Yards	174	141
Pass Att-Comp-INT	37-20-2	23-16-0
Times Sacked-Yards Lost	2-3	2-12
Fumbles-Lost	2-1	1-0
Penalties-Yds. Lost	1-5	8-54
Time of Possession	28:53	31:07

Att. - 69,307

SCORING

Tm	Scoring Play	C-J
C	J. Smith 1 run (kick failed)	6-0
J	F. McNeil 1 run (Leahy)	6-7
J	F. McNeil 1 pass from Ryan (Leahy)	6-14
J	A. Toon 11 pass from Ryan (Leahy)	6-21
J	K. McArthur 21 Interception return (Leahy)	6-28
C	D. Lewis blocked punt recovery in end zone (Lowery)	13-28
J	B. Griggs 6 pass from Ryan (Leahy)	13-35
C	Safety – D. Jennings ran out of end zone	15-35

STARTING LINEUPS

Chiefs Offense		Jets Offense	
WR	Marshall	WR	Toon
LT	Eatman	LT	Sweeney
LG	Budde	LG	Bingham
C	Donnalley	C	Fields
RG	Adickas	RG	Alexander
RT	Lutz	RT	King
TE	Arnold	TE	Shuler
WR	Paige	TE	Klever
QB	Blackledge	QB	Ryan
RB	Green	RB	McNeil
FB	Moriarty	FB	Paige

Chiefs Defense		Jets Defense	
LE	Still	LE	Lyons
NT	Maas	NT	Baldwin
RE	Koch	RE	Bennett
LOLB	Cooper	LOLB	Crable
LILB	Hackett	LILB	Clifton
RILB	Spani	RILB	McArthur
ROLB	Cofield	ROLB	Guilbeau
CB	Lewis	CB	Holmes
CB	Ross	CB	Carter
S	Burruss	S	Lyles
S	Cherry	S	Hamilton


Freeman McNeil

In the third-longest game in NFL history (77:02), Cleveland staged an incredible comeback to send the game into overtime before Mark Moseley's 27-yard field goal in the second overtime session advanced the Browns to the AFC Championship game. With Pat Ryan at quarterback, the Jets jumped on top 7-0 on a flea-flicker 42-yard touchdown pass from Ryan to Wesley Walker. Ryan was forced to leave the game in the second quarter with a groin injury and was replaced by Ken O'Brien. Meanwhile, the Jets defense was outstanding, holding the Browns to just 10 points and 302 total yards until late in the fourth quarter. Immediately after a Jerry Holmes interception, the Jets took a 20-10 lead on Freeman McNeil's 25-yard touchdown with 4:14 remaining in regulation. But Bernie Kosar led the Browns 68 yards to set up Kevin Mack's one-yard run to make the score 20-17 with 1:57 left. Cleveland's defense forced the Jets to punt with 51 seconds left before Kosar's 37-yard pass to Webster Slaughter set up the tying 22-yard field goal. The Jets got a second life when Moseley missed a 23-yard field goal 6:06 into overtime, but he redeemed himself by kicking the winning 27-yard field goal on a first-and-goal play.

1986 AFC DIVISONAL PLAYOFF GAME

BROWNS 23, JETS 20 (2 OT)

JANUARY 3, 1987 - CLEVELAND STADIUM

JETS	7	3	3	7	0	0	-	**20**
BROWNS	7	3	0	10	0	3	-	**23**

JETS STATISTICS

PASSING	Att	Cmp	Yds	TD-I
O'Brien	19	11	134	0-0
Ryan	11	6	103	0-1
Totals	**30**	**17**	**237**	**0-1**

RUSHING	Att	Yds	Lg	TD
McNeil	25	71	25	1
O'Brien	3	22	16	0
Paige	3	11	6	0
Totals	**31**	**104**	**25**	**1**

RECEIVING	No	Yds	Lg	TD
Toon	5	93	31	0
Shuler	4	43	16	0
McNeil	4	35	12	0
Walker	2	49	42	0
Paige	1	10	10	0
Sohn	1	7	7	0
Totals	**17**	**237**	**42**	**0**

INTERCEPTIONS	Int	Yds	TD
Carter	1	0	0
Holmes	1	0	0

SACKS	Sks	Yds
Lyons	2	5
Gastineau	1.5	4
Baldwin	0.5	2

LEADING TACKLER
Clifton 10

BROWNS STATISTICS

PASSING	Att	Cmp	Yds	TD-I
Kosar	64	33	489	1-2
Brennan	1	1	5	0-0
Totals	**65**	**34**	**494**	**1-2**

RUSHING	Att	Yds	Lg	TD
Mack	20	63	15	1
Fontenot	3	8	7	0
Dickey	3	4	3	0
Kosar	1	0	0	0
Totals	**27**	**75**	**15**	**1**

RECEIVING	No	Yds	Lg	TD
Newsome	6	114	34	0
Slaughter	6	86	37	0
Fontenot	5	62	37	1
Mack	5	51	25	0
Brennan	4	69	22	0
Langhorne	4	65	35	0
Holt	2	42	33	0
Weathers	1	3	3	0
Dickey	1	2	2	0
Totals	**34**	**494**	**37**	**1**

INTERCEPTIONS
None

SACKS	Sks	Yds
Hairston	2	9
Camp	1.5	3
Banks	1.5	9
Clancy	1	10
Johnson	1	11
M. Johnson	1	0
Matthews	1	0
Puzzuoli	1	1

LEADING TACKLER
Hairston 9, Johnson 9

TEAM STATISTICS

	NYJ	CLE
First Downs	14	33
Rushes-Yards	31-104	27-75
Passing Yards	183	483
Pass Att-Comp-INT	30-17-0	65-34-2
Times Sacked-Yards Lost	4-11	10-54
Fumbles-Lost	0-0	2-0
Penalties-Yds. Lost	10-94	4-40
Time of Possession	31:38	45:24

Att. - 78,106

SCORING

Tm	Scoring Play	J-B
J	Walker 42 pass from Ryan (Leahy)	7-0
B	Fontenot 37 pass from Kosar (Moseley)	7-7
B	FG Moseley 38	7-10
J	FG Leahy 46	10-10
J	FG Leahy 37	13-10
J	McNeil 25 run (Leahy)	20-10
B	Mack 1 run (Moseley)	20-17
B	FG Moseley 22	20-20
B	FG Moseley 27	20-23

STARTING LINEUPS

Jets Offense		Browns Offense	
WR	Toon	WR	Langhorne
LT	Sweeney	LT	Farren
LG	Bingham	LG	Williams
C	Fields	C	Baab
RG	Alexander	RG	Fike
RT	King	RT	Rislen
TE	Shuler	TE	Newsome
WR	Walker	WR	Slaughter
QB	Ryan	QB	Kosar
RB	McNeil	RB	Fontenot
FB	Paige	FB	Mack
Jets Defense		**Browns Defense**	
LE	Lyons	LE	Camp
NT	Baldwin	NT	Golic
RE	Bennett	RE	Hairston
LOLB	Crable	LOLB	Banks
LILB	Clifton	LILB	Johnson
RILB	McArthur	RILB	Griggs
ROLB	Guilbeau	ROLB	Matthews
CB	Holmes	CB	Minnifield
CB	Carter	CB	Dixon
S	Lyles	S	Ellis
S	Hamilton	S	Rockins

Erik McMillan

The Jets returned to the playoffs for the first time since 1986 and came close to registering an upset win at Houston. Trailing 17-10 with only 20 seconds left at the Houston 47, the Jets were unsuccessful in their attempts to tie the game on two Hail Mary passes, the last of which was intercepted to end the game. The game started with Houston taking the opening drive 80 yards in 16 plays for a 7-0 lead. After Erik McMillan's interception halted the Oilers' next drive, the Jets tied the game on Al Toon's first touchdown of the season, a 10-yarder from Ken O'Brien. Warren Moon tossed his second touchdown pass of the game to Earnest Givens to give the Oilers a 14-10 halftime lead. Three key plays would doom the Jets in the second half. After taking the opening drive of the third quarter down to the Houston seven-yard line in 12 plays, O'Brien's pass intended for Mark Boyer was picked off by Bubba McDowell at the three. Houston then drove 62 yards in 14 plays for a 53-yard field goal to go ahead 17-10. On the Jets' next drive, Brad Baxter was stopped on third-and-one for no gain from the three-yard line, and then Freeman McNeil was halted on fourth-and-one. The Jets got another shot when Lonnie Young's hit forced Moon to fumble at the Houston 34 with 4:59 left, but the Oilers' defense stopped the Jets on four downs. The Jets' defense played extremely well in holding the high-powered Houston offense to just 17 points while registering four sacks, two forced fumbles and one interception.

1991 AFC WILD CARD PLAYOFF GAME

OILERS 17, JETS 10

DECEMBER 29, 1991 - ASTRODOME

JETS at OILERS

JETS	0	10	0	0	-	**10**
OILERS	7	7	0	3	-	**17**

JETS STATISTICS

PASSING	Att	Cmp	Yds	TD-I
O'Brien	31	21	214	1-3
Totals	**31**	**21**	**214**	**1-3**

RUSHING	Att	Yds	Lg	TD
Hector	12	46	8	0
Baxter	5	14	5	0
O'Brien	2	10	8	0
McNeil	4	1	5	0
Totals	**23**	**71**	**8**	**0**

RECEIVING	No	Yds	Lg	TD
Toon	8	96	22	1
Moore	4	70	31	0
McNeil	4	23	10	0
Boyer	3	20	11	0
Mathis	2	12	6	0
Totals	**21**	**221**	**31**	**1**

INTERCEPTIONS	Int	Yds	TD
McMillan	1	0	0

SACKS	Sks	Yds
Lewis	2	23
Young	1	8
Lageman	1	8

LEADING TACKLERS
Clifton 11, Stargell 11

OILERS STATISTICS

PASSING	Att	Cmp	Yds	TD-I
Moon	40	28	271	1-1
Totals	**40**	**28**	**271**	**1-1**

RUSHING	Att	Yds	Lg	TD
White	17	65	12	0
Moon	3	6	7	0
Totals	**20**	**71**	**12**	**0**

RECEIVING	No	Yds	Lg	TD
Hill	9	77	20	0
Givens	6	83	35	2
Jeffires	4	49	24	0
White	4	31	17	0
Duncan	4	24	35	0
Harris	1	7	7	0
Totals	**28**	**271**	**35**	**2**

INTERCEPTIONS	Int	Yds	TD
Orlando	2	31	0
McDowell	1	1	0

SACKS	Sks	Yds
Williams	1	7

LEADING TACKLER
Lathon 11

TEAM STATISTICS

	NYJ	HOU
First Downs	18	21
Rushes-Yards	23-71	20-71
Passing Yards	214	232
Total Net Yards	285	303
Pass Att-Comp-INT	31-21-3	40-28-1
Times Sacked-Yards Lost	1-7	4-39
Fumbles-Lost	0-0	3-1
Penalties-Yds. Lost	5-45	8-55
Time of Possession	26:20	33:40

Att. - 61,485

SCORING

Tm	Scoring Play	J-O
O	Givens 5 pass from Moon (Del Greco)	0-7
J	Toon 10 pass from O'Brien (Allegre)	7-7
O	Givens 20 pass from Moon (Del Greco)	7-14
J	FG Allegre 33	10-14
O	FG Del Greco 32	10-17

STARTING LINEUPS

Jets Offense		Oilers Offense	
WR	Toon	XR	Jeffires
LT	Criswell	LT	Maggs
LG	Cadigan	LG	Munchak
C	Sweeney	C	Matthews
RG	White	RG	Dawson
RT	Eatman	RT	Williams
TE	Boyer	HR	Hill
WR	Moore	YR	Givins
QB	O'Brien	QB	Moon
RB	Hector	RB	Pinkett
TE	Matich	ZR	Duncan

Jets Defense		Oilers Defense	
LE	Mersereau	LE	Fuller
NT	Byrd	LT	Williams
RE	Lageman	RT	Smith
LOLB	Lewis	RE	Jones
MLB	Clifton	LLB	Lathon
DB	McMillan	MLB	Smith
DB	Stargell	RLB	Meads
CB	Brim	CB	Dishman
CB	Hasty	CB	Johnson
S	Washington	S	McDowell
S	Young	S	Orlando



Keyshawn Johnson

The Jets came out roaring, scoring on their opening drive, a 7-play, 70-yard march capped by Testaverde's 21-yard touchdown pass to Keyshawn Johnson. In the 2nd quarter the Jets held the ball for 14:09 and built their lead to 17-0 on Hall's 52-yard field goal (a Jets' postseason record for longest field goal), and a 10-yard end-around run for a touchdown by Johnson. But with six seconds left in the half, Mark Brunell hit Jimmy Smith in stride with a 52-yard touchdown bomb, cutting the lead to 17-7. Early in the third quarter the teams traded touchdowns, with Curtis Martin scoring on a Corwin Brown interception and Brunell taking advantage of an 88-yard kickoff return, completing a three-yard touchdown pass to Keenan McCardell. The Jets answered back with another 70-yard drive, culminated by Martin's second touchdown of the game, a one-yarder on a pitchout for a 31-14 lead. The Jaguars pulled within 10 points twice in the fourth quarter, but Keyshawn Johnson wiped out the Jags' final chance with an interception on Brunell's Hail Mary with 20 seconds left. On the day, Johnson produced a rare football feat scoring touchdowns on a reception and a run, recovering a fumble and intercepting a pass. All told, Johnson tied a club postseason record for catches with 9-121-1 touchdown, and tied the club touchdown mark for postseason with 2. Martin had a combined 182 yards and two touchdowns on the day.

1998 AFC DIVISONAL PLAYOFF GAME

JETS 34, JAGUARS 24

JANUARY 10, 1999 - THE MEADOWLANDS

at

JAGUARS	0	7	7	10	-	**24**
JETS	7	10	14	3	-	**34**

JAGUARS STATISTICS

PASSING	Att	Cmp	Yds	TD-I
Brunell	31	12	156	3-3
Totals	**31**	**12**	**156**	**3-3**

RUSHING	Att	Yds	Lg	TD
Taylor	20	86	29	0
Brunell	2	9	7	0
Totals	**22**	**95**	**29**	**0**

RECEIVING	No	Yds	Lg	TD
Smith	5	104	52	2
McCardell	4	32	10	1
Mitchell	2	13	7	0
Banks	1	7	7	0
Totals	**12**	**156**	**52**	**3**

INTERCEPTIONS	Int	Yds	TD
Darius	1	1	0

SACKS	Sks	Yds
Curry	1	6
Hardy	1	0

TEAM STATISTICS

	JAX	NYJ
First Downs	14	29
Rushes-Yards	22-95	39-151
Passing Yards	156	278
Total Net Yards	251	429
Pass Att-Comp-INT	31-12-3	36-24-1
Time Sacked-Yards Lost	0-0	2-6
Fumbles-Lost	1-1	2-2
Penalties-Yds. Lost	3-25	5-38
Time of Possession	20:44	39:16

Att. - 78,187

SCORING

Tm	Scoring Play	Ja-J
J	K. Johnson 21 pass from V. Testaverde (J. Hall)	0-7
J	FG J. Hall 52	0-10
J	K. Johnson 10 run (J. Hall)	0-17
Ja	J. Smith 52 pass from M. Brunell (M. Hollis)	7-17
J	C. Martin 1 run (J. Hall)	7-24
Ja	K. McCardell 3 pass from M. Brunell (M. Hollis)	14-24
J	C. Martin 1 run (J. Hall)	14-31
Ja	J. Smith 19 pass from M. Brunell (M. Hollis)	21-31
Ja	FG M. Hollis 37	24-31
J	FG J. Hall 30	24-34

JETS STATISTICS

PASSING	Att	Cmp	Yds	TD-I
Testaverde	36	24	284	1-1
Totals	**36**	**24**	**278**	**1-1**

RUSHING	Att	Yds	Lg	TD
Martin	36	124	15	2
Johnson	2	28	18	1
Testaverde	1	-1	-1	0
Totals	39	151	18	3

RECEIVING	No	Yds	Lg	TD
Johnson	9	121	23	1
Martin	6	58	17	0
Chrebet	4	45	16	0
Byars	2	11	8	0
Ward	1	18	18	0
Brady	1	17	17	0
Meggett	1	14	14	0
Totals	**24**	**284**	**23**	**1**

INTERCEPTIONS	Int	Yds	TD
Brown	1	40	0
Johnson	1	0	0
Smith	1	0	0

SACKS
None

STARTING LINEUPS

Jaguars Offense		Jets Offense	
WR	Smith	WR	Johnson
LT	Boselli	LT	Elliott
LG	Coleman	LG	Burger
C	Wade	C	Mawae
RG	DeMarco	RG	O'Dwyer
RT	Searcy	RT	Fabini
TE	Mitchell	TE	Brady
WR	McCardell	WR	Chrebet
QB	Brunell	QB	Testaverde
RB	Taylor	RB	Martin
RB	Banks	FB	Byars
Jaguars Defense		**Jets Defense**	
LE	Smeenge	LE	Lyle
LT	Pritchett	NT	Ferguson
RT	Jurkovic	RE	Pleasant
RE	Curry	LOLB	Cascadden
SLB	Paup	LILB	Lewis
MLB	Schwartz	RILB	Johnson
WLB	Hardy	ROLB	Cox
CB	Beasley	CB	Mickens
CB	Thomas	CB	Smith
S	Darius	S	Green
S	Hudson	S	Brown

Wayne Chrebet

Appearing in the AFC Championship for the first time since 1982, the Jets battled the Super Bowl Champions Denver Broncos tough all day, but in the end were unable to play the type of mistake-free football that the team had played for most of the season. The Jets held the Broncos to only 108 yards of total offense in that half, highlighted by a goal-line stand in the first quarter. The stunned Mile High Stadium crowd was further silenced in the third quarter when rookie TE Blake Spence blocked Tom Rouen's punt and Fred Baxter recovered at the one-yard line. Curtis Martin scored on the next play, giving the Jets a 10-0 lead. John Elway, in his last game at Mile High Stadium, drove Denver down the field for a score to cut it to 10-7. The ensuing kickoff sailed into the teeth of gusting 45-MPH winds and was recovered by the Broncos at the Jets' 31. The Broncos took a 13-10 lead on the second of two Jason Elam field goals and never looked back, clinching their trip to Miami. The Jets were experiencing success through the air behind the precision passing of Vinny Testaverde, but were unable to hold onto the ball, fumbling four times and having two other passes deflected into the hands of Denver defenders, as their dream season ended one game short of the Super Bowl.

1998 AFC CHAMPIONSHIP GAME

BRONCOS 23, JETS 10

JANUARY 17, 1999 - MILE HIGH STADIUM

JETS at BRONCOS

JETS	0	3	7	0	-	**10**
BRONCOS	0	0	20	3	-	**23**

JETS STATISTICS

PASSING	Att	Cmp	Yds	TD-I
Testaverde	52	31	356	0-2
Totals	**52**	**31**	**356**	**0-2**

RUSHING	Att	Yds	Lg	TD
Martin	13	14	4	1
Totals	**13**	**14**	**4**	**1**

RECEIVING	No	Yds	Lg	TD
Chrebet	8	121	28	0
K. Johnson	7	73	25	0
Ward	5	61	26	0
Martin	4	39	27	0
Byars	3	33	19	0
Brady	2	11	8	0
Van Dyke	1	16	16	0
Meggett	1	2	2	0
Totals	**31**	**356**	**28**	**0**

INTERCEPTIONS
None

SACKS	Sks	Yds
Cascadden	2	17
Logan	1	0

BRONCOS STATISTICS

PASSING	Att	Cmp	Yds	TD-I
Elway	34	13	173	1-0
Totals	**34**	**13**	**173**	**1-0**

RUSHING	Att	Yds	Lg	TD
Davis	32	167	31	1
Elway	3	13	9	0
Loville	2	7	4	0
Rouen	1	-9	-9	0
Totals	**38**	**178**	**31**	**1**

RECEIVING	No	Yds	Lg	TD
McCaffrey	3	66	47	0
Smith	3	37	15	0
Chamberlin	2	26	16	0
Sharpe	2	14	8	0
Davis	1	12	12	0
Griffith	1	11	11	1
Carswell	1	7	7	0
Totals	**13**	**173**	**47**	**1**

INTERCEPTIONS	Int	Yds	TD
Gordon	2	48	0

SACKS
None

TEAM STATISTICS

	NYJ	DEN
First Downs	18	14
Rushes-Yards	13-14	38-178
Passing Yards	356	153
Total Net Yards	370	331
Pass Att-Comp-INT	52-31-2	34-13-0
Times Sacked-Yards Lost	0-0	3-20
Fumbles-Lost	4-4	2-0
Penalties-Yds. Lost	6-49	6-47
Time of Possession	27:00	33:00

Att. - 75,482

SCORING

Tm	Scoring Play	J-B
J	FG J. Hall 32	3-0
J	C. Martin 1 run (J. Hall)	10-0
B	H. Griffith 11 pass from J. Elway (J. Elam)	10-7
B	FG J. Elam 44	10-10
B	FG J. Elam 48	10-13
B	T. Davis 31 run (J. Elam)	10-20
B	FG J. Elam 35	10-23

STARTING LINEUPS

Jets Offense		Broncos Offense	
WR	Johnson	WR	Smith
LT	Elliott	LT	Jones
LG	Burger	LG	Schlereth
C	Mawae	C	Nalen
RG	O'Dwyer	RG	Neil
RT	Fabini	RT	Swayne
TE	Brady	WR	McCaffrey
WR	Chrebet	TE	Sharpe
QB	Testaverde	QB	Elway
RB	Martin	RB	Davis
FB	Byars	FB	Griffith

Jets Defense		Broncos Defense	
LE	Lyle	LE	Hasselbach
LT	Ferguson	LT	Traylor
RT	Cascadden	RT	Pryce
RE	Pleasant	RE	Tanuvasa
LLB	Lewis	SLB	Mobley
MLB	Johnson	MLB	Cadrez
RLB	Cox	WLB	Romanowski
CB	Mickens	CB	Crockett
CB	Smith	CB	Gordon
S	Green	S	Johnson
S	Brown	S	Atwater

Curtis Martin

Just the week before this Wild Card contest, the 2001 squad became the first Jets' team to qualify for post-season play under a first-year head coach when they defeated the Oakland Raiders, 24-22, at Network Associates Coliseum. Head Coach Herman Edwards led his 10-6 Jets back to Oakland, where the Raiders jumped out to a 16-3, halftime lead. The Jets opened the third quarter with an eight-play, 72-yard drive capped by quarterback Vinny Testaverde's 17-yard touchdown pass to wide receiver Wayne Chrebet, closing the score to 16-10. Raiders' linebacker James Harris and cornerback Charles Woodson then forced a Richie Anderson fumble which led to a Raider touchdown. Down 24-10, the Jets stormed back with a 10-play, 64-yard drive culminating in a three-yard touchdown pass from Testaverde to Anderson. With 1:49 left and the Jets down 31-24 with two timeouts, Raider running back Charlie Garner took a pitch around the right end and raced 80 yards for the game's final touchdown to knock the Jets out of the playoffs.

2001 AFC WILD CARD PLAYOFF GAME

RAIDERS 38, JETS 24

JANUARY 12, 2002 - NETWORK ASSOCIATES COLISEUM

JETS at RAIDERS

JETS	0	3	7	14	- **24**
RAIDERS	6	10	0	22	- **38**

JETS STATISTICS

PASSING	Att	Cmp	Yds	TD-I
Testaverde	40	26	265	3-0
Totals	**40**	**26**	**265**	**3-0**

RUSHING	Att	Yds	Lg	TD
Martin	16	106	22	0
Jordan	5	31	10	0
Coles	1	7	7	0
Testaverde	1	1	1	0
Totals	**23**	**145**	**22**	**0**

RECEIVING	No	Yds	Lg	TD
Coles	8	123	29	0
Martin	6	34	20	0
Anderson	6	33	9	1
Chrebet	4	52	20	2
Moss	1	20	20	0
Jordan	1	9	9	0
Sowell	1	6	6	0
Totals	**26**	**268**	**29**	**3**

INTERCEPTIONS
None

SACKS	Sks	Yds
Jones	1	7

RAIDERS STATISTICS

PASSING	Att	Cmp	Yds	TD-I
Gannon	29	23	294	2-0
Totals	**29**	**23**	**294**	**2-0**

RUSHING	Att	Yds	Lg	TD
Garner	15	158	80	1
Wheatley	11	37	16	0
Gannon	1	9	9	0
Brown	1	6	6	0
Crockett	2	5	3	1
Kirby	1	0	0	0
Totals	**31**	**215**	**80**	**2**

RECEIVING	No	Yds	Lg	TD
Rice	9	183	47	1
Garner	3	27	17	0
Brown	3	13	6	1
Porter	2	32	20	0
Jordan	2	13	13	0
Jett	2	8	6	0
Ritchie	1	11	11	0
Williams	1	7	7	0
Totals	**23**	**294**	**47**	**2**

INTERCEPTIONS
None

SACKS	Sks	Yds
Coleman	1	3

TEAM STATISTICS

	NYJ	OAK
First Downs	23	23
Rushes-Yards	23-145	31-215
Passing Yards	265	287
Total Net Yards	410	502
Pass Att-Comp-INT	40-26-0	29-23-0
Times Sacked-Yards Lost	1-3	1-7
Fumbles-Lost	2-2	0-0
Penalties-Yds. Lost	0-0	5-76
Time of Possession	28:40	31:20

Att. - 61,503

SCORING

Tm	Scoring Play	J-R
R	FG S. Janikowski 21	0-3
R	FG S. Janikowski 41	0-6
J	FG J. Hall 45	3-6
R	FG S. Janikowski 45	3-9
R	T. Brown 2 pass from R. Gannon (S. Janikowski)	3-16
J	W. Chrebet 4 pass from V. Testaverde (J. Hall)	10-16
R	Z. Crockett 2 run (C. Garner run)	10-24
J	R. Anderson 3 pass from V. Testaverde (J. Hall)	17-24
R	J. Rice 21 pass from R. Gannon (Janikowski)	17-31
J	W. Chrebet 4 pass from V. Testaverde (J. Hall)	24-31
R	C. Garner 80 run (S. Janikowski)	24-38

STARTING LINEUPS

Jets Offense		Raiders Offense	
WR	Coles	WR	Brown
LT	Fabini	LT	Sims
LG	Jenkins	LG	Wisniewski
C	Mawae	C	Treu
RG	Thomas	RG	Middleton
RT	Young	RT	Kennedy
TE	Becht	TE	Williams
WR	Chrebet	WR	Rice
QB	Testaverde	QB	Gannon
RB	Martin	FB	Ritchie
FB	Anderson	RB	Garner

Jets Defense		Raiders Defense	
LE	Ellis	LE	Upshaw
LT	Burton	LT	Coleman
NT	Martin	RT	Jackson
RE	Abraham	RE	Bryant
LLB	Lewis	OLB	Thomas
MLB	Jones	MLB	Biekert
RLB	Farrior	OLB	Alexander
CB	Glenn	CB	Woodson
CB	Coleman	CB	Allen
S	Green	S	Harris
S	Robinson	S	Dorsett

Richie Anderson

New York started the season 1-4, but won seven of its last nine games to earn the AFC East title on the final day of the season. The surge continued against the Colts, as the Jets recorded their first postseason victory since 1998. On only the Jets' fifth offensive play on the day, Chad Pennington's screen pass to Richie Anderson turned into a 56-yard score. The play was the longest of Anderson's 10-year career and the longest play for the Jets in 1998. After a field goal, Ray Mickens recovered a Troy Walters fumbled kickoff, and LaMont Jordan's one-yard run made it 17-0. That lead became 24-0 with 37 seconds remaining in the first half when Pennington rolled out and found Santana Moss in the right corner of the end zone. The score matched the Jets' biggest playoff output in a half. Chad Morton ran the second-half kickoff 70 yards to the Indy 19 setting up a 39-yard field goal by John Hall. Rookie tight end Chris Baker caught his first career touchdown pass, a three-yard reception late in the third quarter.

2002 AFC WILD CARD PLAYOFF GAME

JETS 41, COLTS 0

JANUARY 4, 2003 - THE MEADOWLANDS

at

COLTS	0	0	0	0	-	0
JETS	7	17	10	7	-	41

COLTS STATISTICS

PASSING	Att	Cmp	Yds	TD-I
Manning	31	14	137	0-2
Totals	**31**	**14**	**137**	**0-2**

RUSHING	Att	Yds	Lg	TD
Mungro	4	36	22	0
James	9	14	8	0
Manning	1	2	2	0
Totals	**14**	**52**	**22**	**0**

RECEIVING	No	Yds	Lg	TD
Harrison	4	47	17	0
Mungro	3	31	13	0
Wayne	3	17	7	0
James	2	9	5	0
Walters	1	17	17	0
Pollard	1	16	16	0
Totals	**14**	**137**	**17**	**0**

INTERCEPTIONS
None

SACKS	Sks	Yds
Freeney	1	5
Scioli	1	1

TEAM STATISTICS

	IND	NYJ
First Downs	10	26
Rushes-Yards	14-52	42-180
Passing yards	124	216
Total Net Yards	176	396
Pass Att-Comp-INT	31-14-2	25-19-0
TimesSacked-Yards Lost	1-13	2-6
Fumbles-Lost	2-1	0-0
Penalties-Yds. Lost	2-10	3-30
Time of Possession	19:42	40:18

Att. - 78,542

SCORING

Tm	Scoring Play	C-J
J	R. Anderson 56 pass from C. Pennington (J. Hall)	0-7
J	FG J. Hall 41	0-10
J	L. Jordan 1 run (J. Hall)	0-17
J	S. Moss 4 pass from C. Pennington (J. Hall)	0-24
J	FG J. Hall 39	0-27
J	C. Baker 3 pass from C. Pennington (J. Hall)	0-34
J	L. Jordan 1 run (J. Hall)	0-41

JETS STATISTICS

PASSING	Att	Cmp	Yds	TD-I
Pennington	25	19	222	3-0
Totals	**25**	**19**	**222**	**3-0**

RUSHING	Att	Yds	Lg	TD
Jordan	20	102	13	2
Martin	15	67	11	0
Anderson	1	6	6	0
Pennington	1	3	3	0
Morton	1	3	3	0
Sowell	1	2	2	0
Coles	1	-1	-1	0
Testaverde	2	-2	-1	0
Totals	**42**	**180**	**13**	**2**

RECEIVING	No	Yds	Lg	TD
Moss	5	42	16	1
Coles	4	36	14	0
Anderson	2	66	56	1
Chrebet	2	44	23	0
Martin	2	12	6	0
Jordan	1	9	9	0
Becht	1	8	8	0
Baker	1	3	3	1
Sowell	1	2	2	0
Totals	**19**	**222**	**56**	**3**

INTERCEPTIONS	Int	Yds	TD
Darling	1	9	0
Robinson	1	24	0

SACKS	Sks	Yds
J. Abraham	1	13

STARTING LINEUPS

Colts Offense		Jets Offense	
WR	Wayne	WR	Coles
LT	Glenn	LT	Fabini
LG	DeMulling	LG	Szott
C	Saturday	C	Mawae
RG	Diem	RG	Thomas
RT	Meadows	RT	McKenzie
TE	Pollard	TE	Becht
WR	Harrison	WR	Chrebet
QB	Manning	QB	Pennington
RB	James	RB	Martin
TE	Davenport	FB	Anderson
Colts Defense		**Jets Defense**	
LE	Bratzke	LE	Ellis
LT	Scioli	LT	Evans
RT	Tripplett	NT	Ferguson
RE	Freeney	RE	J. Abraham
LLB	Peterson	SLB	Lewis
MLB	Morris	MLB	Jones
RLB	Sword	WLB	Cowart
CB	Harris	CB	D. Abraham
CB	Macklin	CB	Beasley
S	Gibson	S	Garnes
S	Bashir	S	Robinson

John Hall

For the second straight year the Raiders ended the Jets' season in Oakland in a playoff game. The game was tied 10-10 at halftime but after Tory James' leaping sideline interception at the Jets' 45, Rich Gannon hit Tim Brown for 15 yards then found Jerry Porter streaking down the left sideline and connected for a 29-yard touchdown. Oakland stopped the Jets on a fourth-and-two to get the ball back. Gannon then connected with Porter over the middle for 50 yards. It took only three more plays for Gannon to hit Jerry Rice in the back of the end zone. On the Jets' next possession, a muffed handoff turned into a costly fumble recovered by the Raiders, but Damien Robinson returned the favor as he intercepted Rich Gannon's next pass. In a game of turnovers, Oakland's Eric Barton made a sideline interception setting up Sebastian Janikowski's 34-yard field goal. The Jets' only two scores came off of a 38-yard John Hall field goal and an impressive 81-yard, seven-minute drive on which Chad Pennington was eight-of-nine for 51 yards and found Jerald Sowell for a one-yard score.

2002 AFC DIVISONAL PLAYOFF GAME

RAIDERS 30, JETS 10

JANUARY 12, 2003 - NETWORK ASSOCIATES COLISEUM

JETS at RAIDERS

JETS	3	7	0	0	-	**10**
RAIDERS	3	7	7	13	-	**30**

JETS STATISTICS

PASSING	Att	Cmp	Yds	TD-I
Pennington	47	21	183	1-2
Totals	**47**	**21**	**183**	**1-2**

RUSHING	Att	Yds	Lg	TD
Martin	16	74	15	0
Moss	2	32	25	0
Anderson	2	8	5	0
Pennington	2	3	3	0
Jordan	2	3	3	0
Totals	**24**	**120**	**25**	**0**

RECEIVING	No	Yds	Lg	TD
Moss	4	45	17	0
Martin	3	31	19	0
Coles	4	30	14	0
Baker	2	23	16	0
Anderson	2	20	11	0
Becht	3	14	6	0
Swayne	1	12	12	0
Chrebet	1	7	7	0
Sowell	1	1	1	1
Totals	**21**	**183**	**19**	**1**

INTERCEPTIONS	Int	Yds	TD
Robinson	1	0	0

SACKS	Sks	Yds
Lewis	1	4
J. Abraham	1	7

RAIDERS STATISTICS

PASSING	Att	Cmp	Yds	TD-I
Gannon	30	20	283	2-1
Totals	**30**	**20**	**283**	**2-1**

RUSHING	Att	Yds	Lg	TD
Garner	21	93	16	0
Wheatley	4	30	24	0
Gannon	3	-3	0	0
Crockett	2	7	6	1
Totals	**30**	**127**	**24**	**1**

RECEIVING	No	Yds	Lg	TD
Porter	6	123	50	1
Brown	3	52	27	1
Rice	4	47	15	0
Garner	3	26	20	0
Jolley	3	21	9	0
Ritchie	1	14	14	0
Totals	**20**	**283**	**50**	**2**

INTERCEPTIONS	Int	Yds	TD
Barton	1	1	0
James	1	0	0

SACKS	Sks	Yds
Coleman	1.5	7.5
Smith	1	0
Upshaw	1	10
Grant	0.5	2.5

TEAM STATISTICS

	NYJ	OAK
First Downs	20	30
Rushes-Yards	24-120	30-127
Passing Yards	167	272
Total Net Yards	287	399
Pass Att-Comp-INT	41-27-2	30-20-1
Times Sacked-Yards Lost	4-16	2-11
Fumbles-Lost	3-2	2-0
Penalties-Yds. Lost	5-30	8-70
Time of Possession	29:04	30:56

Att. - 62,207

SCORING

Tm	Scoring Play	J-R
J	FG J. Hall 38	3-0
R	FG S. Janikowski 29	3-3
R	Z. Crockett 1 run (S. Janikowski)	3-10
J	J. Sowell 1 pass from C. Pennington (J. Hall)	10-10
R	J. Porter 29 pass from R. Gannon (S. Janikowski)	10-17
R	J. Rice 9 pass from R. Gannon (S. Janikowski)	10-24
R	FG S. Janikowski 34	10-27
R	FG S. Janikowski 31	10-30

STARTING LINEUPS

Jets Offense		Raiders Offense	
WR	Coles	WR	Brown
LT	Fabini	LT	Sims
LG	Szott	LG	Middleton
C	Mawae	C	Robbins
RG	Thomas	RG	Collins
RT	McKenzie	RT	Kennedy
TE	Becht	TE	Jolley
WR	Chrebet	WR	Rice
QB	Pennington	QB	Gannon
RB	Martin	RB	Garner
FB	Anderson	WR	Porter

Jets Defense		Raiders Defense	
LE	Ellis	LE	Grant
LT	Evans	LT	Adams
NT	Ferguson	RT	Parrella
RE	J. Abraham	RE	Upshaw
SLB	Lewis	OLB	Romanowski
MLB	Jones	MLB	Harris
WLB	Cowart	RLB	Barton
CB	D. Abraham	CB	C. Woodson
CB	Beasley	CB	James
S	Garnes	S	Dorsett
S	Robinson	S	R. Woodson

Chad Pennington

2004 AFC WILD CARD PLAYOFF GAME

JETS 20, CHARGERS 17 (OT)

JANUARY 8, 2005 - QUALCOMM STADIUM

JETS	0	7	10	0	3	- **20**
CHARGERS	0	7	0	10	0	- **17**

Chad Pennington, bothered for the last five games by a strained rotator cuff, moved New York into range for Doug Brien's 28-yard field goal with five seconds left in overtime and the Jets shocked the Chargers 20-17 in this Wild Card game. The winning drive started on the Jets 30 after Chargers' rookie Nate Kaeding was wide right on a 40-yard field goal try with 4:19 left in overtime. It included an 18-yard pass from Pennington to Santana Moss that was upheld on review. But the Chargers forced overtime when All-Pro tight end Antonio Gates caught a one-yard touchdown pass from Pro Bowler Drew Brees to tie it at 17 with 11 seconds left in regulation. That score came one play after Jets linebacker Eric Barton was whistled for a personal foul for hitting Brees on the helmet with his right forearm after Brees threw a desperation pass on fourth-and-goal that was batted down in the end zone. Pennington threw a go-ahead, 47-yard touchdown pass to Moss early in the third quarter. His second touchdown pass of the night, it went at least 55 yards in the air and Moss caught it two yards deep in the end zone after getting behind safety Jerry Wilson and cornerback Quentin Jammer, giving the Jets a 14-7 lead. A 15-yard unsportsmanlike conduct penalty gave the Jets the ball on the San Diego 37, and Pennington hit wide-open tight end Anthony Becht on a 13-yard touchdown pass five plays later that allowed the Jets to tie it at seven with just less than three minutes before halftime. With the score tied at seven and the Chargers on the Jets 37 with 1:30 left before halftime, Brees was intercepted by Reggie Tongue after Erik Coleman tipped the ball away from Keenan McCardell.

JETS STATISTICS

PASSING	Att	Cmp	Yds	TD-I
Pennington	33	23	279	2-0
Totals	**33**	**23**	**279**	**2-0**

RUSHING	Att	Yds	Lg	TD
Martin	18	66	12	0
Jordan	7	50	19	0
Pennington	3	10	16	0
Totals	**28**	**126**	**19**	**0**

RECEIVING	No	Yds	Lg	TD
McCareins	8	87	21	0
Moss	4	100	47	1
Martin	4	47	23	0
Jordan	3	18	13	0
Baker	2	7	4	0
Becht	1	13	13	1
Carter	1	7	7	0
Totals	**23**	**279**	**47**	**2**

INTERCEPTIONS	Int	Yds	TD
Tongue	1	22	0

SACKS	Sks	Yds
Vilma	1	5
Ferguson	1	6

LEADING TACKLER
Vilma 13

TEAM STATISTICS

	NYJ	SD
First Downs	20	24
Rushes-Yards	28-126	33-100
Passing yards	270	308
Total Net Yards	396	408
Pass Att-Comp-INT	33-23-0	42-31-1
Times Sacked-Yards Lost	2-9	2-11
Fumbles-Lost	0-0	1-0
Penalties-Yds. Lost	8-49	9-75
Time of Possession	35:39	39:16

Att. - 67,536

SCORING

Tm	Scoring Play	J-C
C	K. McCardell 26 pass from D. Brees (N. Kaeding)	0-7
J	A. Becht 13 pass from C. Pennington (D. Brien)	7-7
J	S. Moss 47 pass from C. Pennington (D. Brien)	14-7
J	FG D. Brien 42	17-7
C	FG N. Kaeding 35	17-10
C	A. Gates 1 pass from D. Brees (N. Kaeding)	17-17
J	FG D. Brien 28	20-17

CHARGERS STATISTICS

PASSING	Att	Cmp	Yds	TD-I
Brees	42	31	319	2-1
Totals	**42**	**31**	**319**	**2-1**

RUSHING	Att	Yds	Lg	TD
Tomlinson	26	80	12	0
Brees	5	17	7	0
Neal	1	3	3	0
Parker	1	0	0	0
Totals	**33**	**100**	**12**	**0**

RECEIVING	No	Yds	Lg	TD
Parker	9	93	16	0
Tomlinson	9	53	10	0
Gates	6	89	44	1
McCardell	4	50	26	1
Peelle	3	34	20	0
Totals	**31**	**319**	**44**	**2**

INTERCEPTIONS
None

SACKS	Sks	Yds
Foley	1.5	4.5
Phillips	0.5	4.5

LEADING TACKLER
Edwards 15

STARTING LINEUPS

Jets Offense		Chargers Offense	
WR	McCareins	WR	Parker
LT	Fabini	LT	Oben
LG	Kendall	LG	Fonoti
C	Mawae	C	Hardwick
RG	Moore	RG	Goff
RT	McKenzie	RT	Olivea
TE	Becht	TE	Gates
FL	Moss	WR	McCardell
QB	Pennington	QB	Brees
RB	Martin	RB	Tomlinson
FB	Sowell	TE	Peelle

Jets Defense		Chargers Defense	
LE	Ellis	LE	Cesaire
LT	Robertson	LT	Williams
NT	Ferguson	RT	Olshansky
WE	Thomas	RE	Leber
SLB	Brown	LLB	Edwards
MLB	Vilma	MLB	Godfrey
WLB	Barton	RLB	Foley
CB	Abraham	CB	Jammer
CB	Barrett	CB	Florence
S	Tongue	S	Kiel
S	Coleman	S	Wilson

David Barrett

Once again, it came down to the final seconds. Once again, the Jets battled hard against a heavily-favored opponent that conventional wisdom would dictate they had no business playing so close. And once again, the Jets placed their hopes on the right foot of kicker Doug Brien, who the week before had carried them to a victory in a playoff game and preserved their improbable postseason hopes. But this game would have a different ending. Finally undone by the opportunistic brand of football that had led so often to success in their surprising season, the Jets fell to the Pittsburgh Steelers, 20-17, in overtime this AFC Divisional playoff game. It was a hard-fought defensive battle in which Brien missed two field-goal attempts in the final 2:02 of regulation, the last as time expired.

After Brien's 47-yarder went wide, Ben Roethlisberger was intercepted by David Barrett. The Jets advanced the ball to the Steelers 25, giving Brien another chance with a 43-yard attempt.

While the Jets offense could not get into the end zone, the Jets turned two long touchdown returns, Santana Moss' 75-yard punt return (the first in Jets playoff history) and Reggie Tongue's 86-yard interception, into 17 consecutive points and a 17-10 lead in the fourth quarter.

2004 AFC DIVISONAL PLAYOFF GAME

STEELERS 20, JETS 17 (OT)

JANUARY 15, 2005 - HEINZ FIELD

JETS at STEELERS

JETS	0	10	7	0	0	- **17**
STEELERS	10	0	0	7	3	- **20**

JETS STATISTICS

PASSING	Att	Cmp	Yds	TD-I
Pennington	33	21	182	0-1
Totals	**33**	**21**	**182**	**0-1**

RUSHING	Att	Yds	Lg	TD
Martin	19	77	13	0
Jordan	5	30	20	0
Pennington	2	3	4	0
Cotchery	1	0	0	0
Totals	**27**	**110**	**20**	**0**

RECEIVING	No	Yds	Lg	TD
McCareins	5	82	30	0
Moss	4	31	11	0
Martin	4	29	17	0
Sowell	3	11	16	0
Becht	2	15	13	0
Baker	2	8	6	0
Jordan	1	6	6	0
Totals	**21**	**182**	**30**	**0**

INTERCEPTIONS	Int	Yds	TD
Barrett	1	24	0
Tongue	1	86	1

SACKS	Sks	Yds
Ferguson	1	10

LEADING TACKLER
Vilma 17

STEELERS STATISTICS

PASSING	Att	Cmp	Yds	TD-I
Roethlisberger	30	17	181	1-2
Totals	**30**	**17**	**181**	**1-2**

RUSHING	Att	Yds	Lg	TD
Bettis	27	101	13	1
Staley	11	54	9	0
Roethlisberger	4	30	20	0
Hayes	1	8	8	0
Totals	**43**	**193**	**20**	**1**

RECEIVING	No	Yds	Lg	TD
Ward	10	105	18	1
Burress	2	28	17	0
Mays	2	19	11	0
Bettis	1	21	21	0
Randle-El	1	6	6	0
Hayes	1	2	2	0
Totals	**17**	**181**	**21**	**1**

INTERCEPTIONS	Int	Yds	TD
Polamalu	1	14	0

SACKS	Sks	Yds
Haggans	1	11
Hoke	1	3
Smith	1	3

LEADING TACKLER
Williams 11

TEAM STATISTICS

	NYJ	PIT
First Downs	17	23
Rushes-Yards	27-110	43-193
Passing yards	165	171
Pass Att-Comp-INT	33-21-1	30-17-2
Times Sacked-Yards Lost	3-17	1-10
Fumbles-Lost	0-0	1-1
Penalties-Yds. Lost	4-35	6-45

Att. - 64,915

SCORING

Tm	Scoring Play	J-S
S	FG Je. Reed 45	0-3
S	J. Bettis 3 run (Je. Reed)	0-10
J	FG D. Brien 42	3-10
J	S. Moss 75 punt return (D. Brien)	10-10
J	R. Tongue 86 interception return (D. Brien)	17-10
S	H. Ward 4 pass from B. Roethlisberger (Je. Reed)	17-17
S	FG Je. Reed 33	17-20

STARTING LINEUPS

Jets Offense		Steelers Offense	
WR	McCareins	WR	Burress
LT	Fabini	LT	Smith
LG	Kendall	LG	Faneca
C	Mawae	C	Hartings
RG	Moore	RG	Vincent
RT	McKenzie	RT	Ross
TE	Becht	TE	Tuman
FL	Moss	WR	Ward
QB	Pennington	QB	Roethlisberger
RB	Martin	RB	Bettis
FB	Sowell	FB	Kreider

Jets Defense		Steelers Defense	
LE	Ellis	LE	Smith
LT	Robertson	NT	Hoke
NT	Ferguson	RE	von Oelhoffen
WE	Thomas	LOLB	Haggans
SLB	Brown	LILB	Farrior
MLB	Vilma	RILB	Foote
WLB	Barton	ROLB	Porter
CB	Abraham	CB	Williams
CB	Barrett	CB	Townsend
S	Tongue	S	Hope
S	Coleman	S	Polamalu

Jerricho Cotchery

2006 AFC WILD CARD PLAYOFF GAME

PATRIOTS 37, JETS 16

JANUARY 7, 2007 - GILETTE STADIUM

JETS	3	7	3	3	-	**16**
PATRIOTS	7	10	6	14	-	**37**

The New England Patriots avenged their Week 10 home loss by defeating the New York Jets, 37-16, in the AFC Wild Card round.

The Patriots, behind a Corey Dillon rushing touchdown, jumped out to a 7-0 lead. A Mike Nugent field goal cut the Jets' deficit to four before the end of the first quarter.

In the second quarter, Chad Pennington connected with Jerricho Cotchery on a 77-yard touchdown pass, highlighted by Cotchery's run after the catch, to push the Jets ahead, 10-7. The play was the longest of the season for the Jets and longest on offense in their playoff history.

The Patriots pulled ahead in the second half as Daniel Graham, Kevin Faulk and Asante Samuel scored touchdowns and Stephen Gostkowski added three field goals. The Samuel 36-yard interception return for a touchdown sealed the deal, giving the Pats a 37-16 lead with 4:54 remaining.

Mike Nugent added three field goals in the contest, tying a Jets record for most field goals in a playoff game.

JETS STATISTICS

PASSING	Att	Cmp	Yds	TD-I
Pennington	40	23	300	1-1
Ramsey	1	1	-1	0-0
Totals	**41**	**24**	**299**	**1-1**

RUSHING	Att	Yds	Lg	TD
Washington	11	50	19	0
Cotchery	2	19	14	0
Pennington	2	1	7	0
Houston	1	0	0	0
Totals	**16**	**70**	**19**	**0**

RECEIVING	No	Yds	Lg	TD
Baker	5	68	26	0
Coles	5	45	14	0
Cotchery	4	100	77t	1
Washington	4	25	12	0
McCareins	2	31	20	0
Askew	2	22	23	0
Smith	2	8	6	0
Totals	**24**	**299**	**77t**	**1**

INTERCEPTIONS
None

SACKS	Sks	Yds
Barton	0.5	6
Thomas	0.5	6

LEADING TACKLER
Coleman 10

TEAM STATISTICS

	NYJ	NE
First Downs	18	26
Third Downs	3-11	11-16
Total Net Yards	347	358
Net Yards Rushing	70	158
Net Yards Passing	277	200
Pass attempts-comp-int	41-24-1	34-22-0
Times sacked-yards lost	3-22	1-12
Punts-average	3-34.3	2-37.0
Punt returns-yards	1-7	0-0
Kickoff returns-yards	6-136	5-126
Penalties-yards	4-47	7-59
Fumbles-lost	1-1	1-1
Time of possession	26:40	33:20

Att. - 68,756

SCORING

Tm	Scoring Play	J-P
P	C. Dillon 11 run (S. Gostkowski)	0-7
J	FG M. Nugent 28	3-7
J	J. Cotchery 77 pass from C. Pennington (M. Nugent)	10-7
P	FG S. Gostkowski 20	10-10
P	D. Graham 1 pass from T. Brady (S. Gostkowski)	10-17
J	FG M. Nugent 21	13-17
P	FG S. Gostkowski 40	13-20
P	FG S. Gostkowski 28	13-23
J	FG M. Nugent 37	16-23
P	K. Faulk 7 pass from T. Brady (S. Gostkowski)	16-30
P	A. Samuel 37 INT return (S. Gostkowski)	16-37

PATRIOTS STATISTICS

PASSING	Att	Cmp	Yds	TD-I
Brady	34	22	212	1-0
Totals	**34**	**22**	**212**	**1-0**

RUSHING	Att	Yds	Lg	TD
Maroney	18	69	8	0
Dillon	10	53	13	1
Faulk	6	23	9	0
Brady	2	14	12	0
Evans	1	0	0	0
Testaverde	1	-1	-1	0
Totals	**38**	**158**	**13**	**1**

RECEIVING	No	Yds	Lg	TD
Gaffney	8	104	31	0
Caldwell	5	50	19	0
Watson	4	24	10	0
Brown	2	26	16	0
Faulk	1	7	7t	1
Graham	1	1	1t	1
Dillon	1	0	0	0
Totals	**22**	**212**	**31**	**2**

INTERCEPTIONS	Int	Yds	TD
Samuel	1	37	1

SACKS	Sks	Yds
Banta-Cain	2	14
Seymour	1	8

LEADING TACKLER
Bruschi 9

STARTING LINEUPS

Jets Offense		Patriots Offense	
WR	Coles	WR	Caldwell
LT	Ferguson	LT	Light
LG	Kendall	LG	Mankins
C	Mangold	C	Koppen
RG	Moore	RG	Neal
RT	Clement	RT	Kaczur
TE	Baker	TE	Graham
WR	Cotchery	WR	Brown
QB	Pennington	QB	Brady
RB	Washington	RB	Dillon
WR	McCareins	WR	Gaffney
Jets Defense		**Patriots Defense**	
LE	Ellis	LE	Warren
LT	Robertson	NT	Wilfork
NT	Thomas	RE	Seymour
OLB	Barton	OLB	Colvin
MLB	Vilma	ILB	Bruschi
OLB	Hobson	ILB	Vrabel
DB	Poteat	OLB	Banta-Cain
LCB	Dyson	LCB	Samuel
RCB	Barrett	RCB	Hobbs
S	Coleman	SS	Sanders
S	Rhodes	FS	Hawkins

MISCELLANEOUS

2009 TRAINING CAMP

On April 20, 2009, the New York Jets announced that 2009 training camp will feature practices open to the public in three different locations throughout the tri-state area - upstate New York, Long Island and New Jersey.

SUNY Cortland hosts training camp beginning July 31. Team personnel researched several locations after Rex Ryan expressed a desire to take the team to a remote destination for training camp. Ample athletic facilities in a setting conducive to building team chemistry and SUNY Cortland's superior technological capabilities were among major reasons that Cortland was selected.

The Jets return to Long Island Aug. 12, for a special Family Night Practice presented by Verizon Fios at Hofstra University, the site of their former practice facility and training camp from 1968-2008.

Jets Chairman and CEO Woody Johnson, upon making the move to the state-of-the-art facility in Florham Park, assured fans that the team would return to Long Island for a summer practice on an annual basis.

In late August (22, 26 and 27), the Jets open up the Atlantic Health Jets Training Center to the public for three practices. As a precursor to training camp, the Jets, for the first time in team history, opened its June 2009 minicamp to the public as part of a week of activities at the Atlantic Health Jets Training Center.

New York Jets Training Camp Sites

1960	University of New Hampshire, Durham, NH
1961	Bear Mountain, NY
1962	East Stroudsburg St. College, Stroudsburg, PA
1963-67	Peekskill, NY
1968-08	Hofstra University, Hempstead, NY
2009-	SUNY Cortland, Cortland, NY

About SUNY Cortland: Founded in 1868, State University of New York College at Cortland is home to the Northeast's largest teacher education program. More than 90 percent of SUNY Cortland's 7,000 undergraduate and graduate students gain hands-on experience through internships, volunteerism, civic engagement and study abroad. Its three schools - arts and sciences, education and professional studies - are committed to excellence in teaching, research, scholarship, service and international education.

The Main Street SUNY Cortland facility serves as a downtown hub for cultural and economic initiatives aimed at improving the quality of life in Cortland County, where the College is the largest employer.

With its more than 600 student-athletes competing in 25 intercollegiate sports, the SUNY Cortland intercollegiate athletics program has remained the most successful nationally among all New York colleges and universities for more than a decade.

Situated in the beautiful Finger Lakes region, Cortland offers an array of regional cultural and recreational opportunities. The College's picturesque Outdoor Education Center at Raquette Lake in the Adirondacks is the only National Historic Landmark among the 64 SUNY campuses.

CORTLAND DIRECTIONS

FROM NEW YORK CITY/LONG ISLAND

- Take Route 17 to Binghamton.
- Pick up interstate 81 North to Cortland Exit 12.
- Stay straight on the exit ramp and drive to the traffic light for route 281/Ithaca.
- At the traffic light take a left onto Route 281.
- Stay on Route 281 for approximately three miles.
- Take a left onto Stratton Drive.
- Pass through the open gate.

FROM FLORHAM PARK AREA

- Take 287 North to 80 West into Pennsylvania.
- 80 West to 380 North.
- Pick up 81 North in Scranton to Cortland Exit 12.
- Stay straight on the exit ramp and drive to the traffic light for route 281/Ithaca.
- At the traffic light take a left onto Route 281.
- Stay on Route 281 for approximately three miles.
- Take a left onto Stratton Drive.
- Pass through the open gate.

FROM ALBANY AND NEW ENGLAND

- Take interstate 90 (New York State Thruway) West to Exit 34-A.
- Pick up interstate 481 South and take to interstate 81 South.
- Take Interstate 81 south to Cortland Exit 12.
- Stay straight on the exit ramp and drive to the traffic light for Route 281/Ithaca.
- At the traffic light take a left onto Route 281.
- Stay on Route 281 for approximately three miles.
- Take a left onto Stratton Drive.
- Pass through the open gate.

FROM BUFFALO AND POINTS WEST

- Take Interstate 90 (New York State Thruway) East to Exit 36 at Syracuse.
- Pick up Interstate 81 South and take to Cortland Exit 12.
- Stay straight on the exit ramp and drive to the traffic light for Route 281/Ithaca.
- At the traffic light take a left onto Route 281.
- Stay on Route 281 for approximately three miles.
- Take a left on Stratton Drive.
- Pass through the open gate.

FROM SYRACUSE AND POINTS NORTH

- Take Interstate 81 South to Exit 12.
- Stay straight on the exit ramp and drive to the traffic light for Route 281/Ithaca.
- At the traffic light take a left onto Route 281.
- Stay on Route 281 for approximately three miles.
- Take a left onto Stratton Drive.
- Pass through the open gate.

FROM ITHACA AIRPORT

- Head Northwest on Culligan Drive toward Brown Road.
- Make a left at Brown Road.
- Turn left at NY-13.
- Make a slight right to stay on NY-13.
- Turn left at North Street/NY-13/NY-38.
- Take a slight right at Tny-13/State Route 13/ Tompkins Street.
- Continue to follow NY-13/Tompkins Street.
- Turn left at Pashley Drive.
- Follow Folmer Road until you reach SUNY Cortland.

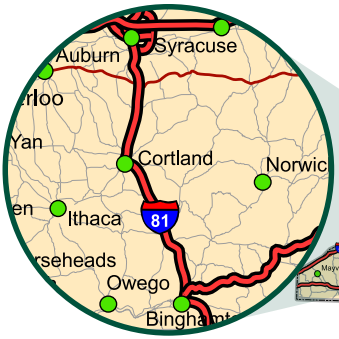

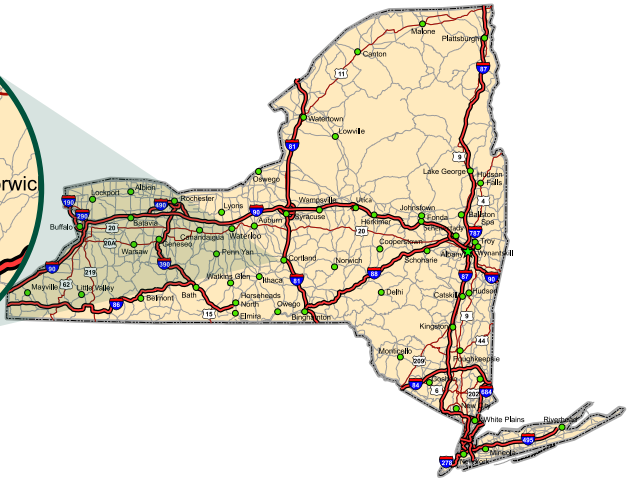

MEADOWLANDS GAMEDAY INFO

Address: The Meadowlands, East Rutherford, NJ 07073. The complex is bounded by Route 20 and the New Jersey Turnpike on the East, Route 3 on the South, Berry's Creek and Route 17 on the West and Paterson Plank Rd. on the North.

Will Call: Gate C, open 3 hours before kickoff for regular-season games and 4 hours prior to any playoff game.

MEDIA ENTRANCE – Gate C
PARKING ENTRANCE – Plaza F

WORKING PRESS AREAS

Field – Photographers
Level 5 – Television (Network TV, NFL Films)
Level 9 – Press Box (Working press, Scouts, PR, Coaches, Radio, PA and Scoreboard)

GAMEDAY DETAILS

The Jets' public relations staff is located in the West press box in the second row, seats 34-36. The visiting PR staff can be found in the East press box second row seats 37-38.

CREDENTIALS

To request credentials for single games, please contact the Jets' PR department at (973) 549-4686 for information on how to access the online credentialing system at www.newyorkjets.com/credentials. The deadline for requests is noon on Tuesday prior to each home game.

TELEPHONE SERVICE

The Jets provide five complimentary telephones (credit card or collect calls only) in the visitor's area of the press box. To request a private telephone at your seat, make prior arrangements with the NJ Sports & Exposition Authority: Janet Brennan (jbrennan@njsea.com) at (201) 460-4226. Fax number (201) 748-5151.

TRANSPORTATION AND HOTELS

Taxis & Limos:
Meadowlands Taxi Cab (201) 933-8294
Xanadu Taxi (973) 460-4331
*Meadowlands Yellow Cab (201)438-0916
*Reservation required.

Area Hotels:
Marriott Glenpointe (201) 836-0600
Sheraton/Meadowlands (201) 896-0500
Crowne Plaza (201) 348-6900
Holiday Inn Secaucus (201) 348-2000
Hilton Hasbrouck Heights/Meadowlands (201) 288-6100

DIRECTIONS TO MEADOWLANDS

From LaGuardia Airport: Take Grand Central Parkway West to Triboro Bridge and follow the signs to George Washington Bridge. From the George Washington Bridge, follow I-95 to the NJ Turnpike. Take the Turnpike-western spur to the Sports Complex exit.

From Kennedy Airport: Take Van Wyck Expressway to the Long Island Expressway (495-West) to the Midtown Tunnel. Cross 34th St. following signs to the Lincoln Tunnel. Take the Lincoln Tunnel, follow signs to Route 3 West, then travel approximately four miles to the Sports Complex. Follow signs for the stadium.

From Newark/Liberty Airport: Take NJ Turnpike north to Exit 16W and follow signs to the Sports Complex.

From Port Authority/New York City: Load-and-go bus service for all games from 41st St. bus terminal in Manhattan.



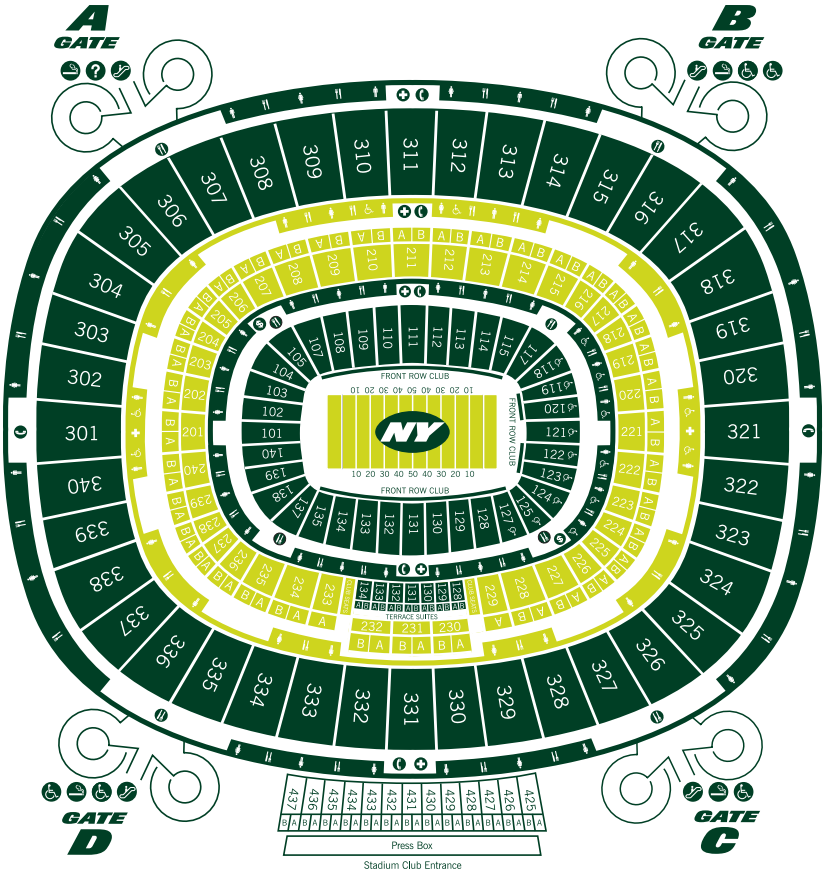

- FEMALE RESTROOMS
- MALE RESTROOMS
- DISABLED GATE ENTRY/SEATING
- ESCALATORS
- **FIRST AID**
  (EMT Sections 111, 131, 311 & 331)
  (Main Office-East End/Service Level)
- SMOKING AREAS
- **LOST & FOUND/SECURITY OFFICE**
  (East End/Service Level)
- **GUEST SERVICES**
  (All Gates/Service Level)
- **TELEPHONES**
  (TDD-Stadium Club)
- CONCESSIONS
- **ATM LOCATIONS**
  Lower Level Gates A & C
  Upper Level Gates B & D
  Stadium Club

NEWYORKJETS.COM

UNIFORM HISTORY

IMAGES & TEXT COURTESY OF MAPLE LEAF PRODUCTIONS

1960

The 1960 home jersey showcases the original 'Titans' color scheme of navy blue & gold. Notice the lack of any sleeve striping and the lack of any logo or identification on the team's helmet.

1963

A conversion from navy blue & gold to the beloved green & white. Things to notice: Unique shoulder and sleeve striping; the number schematic on the jersey's sleeves; the unusual point or 'serif' of the uniform number '4'; and the helmet's 'jet' logo.

1965

This 1965 home uniform featured a new helmet logo. The jet was removed, and in its place, a football outline, containing the word 'Jets' and the initials 'NY'. This same logo will be dropped in the early 1970's and then make a comeback in the late 1990's.



1968

This 1968 road jersey showcases a few minor modifications from earlier years, including a different sleeve stripe configuration and a green belt.

1978

On this road uniform, the team's logo has been radically altered – consisting of the word 'Jets' in a sleek, modern font. What looks to be a supersonic-type jet is stationed just above the letters, branching off the 'J'. Then the sleeve striping has been simplified to two thick horizontal stripes. Finally, large numbers have been added to the shoulders, and the collar has been changed from white to green.

1986

This 1986 Jets' home uniform features a white collar and thick, green single stripe down the pant legs.



1990

Features the addition of thin, black outlines surrounding the jersey's stripes and numbers. This trim can also be seen sandwiching the thick, white stripe on the side of the pants. Also note the arrival of green pants, almost shiny in appearance. The Jets' pants have had a zippered front for the past decade, but now they've returned to a laced front.



1993

Features the addition of thin, black outlines surrounding the jersey's stripes and numbers. This trim can also be seen sandwiching the aThis 1993 home uniform largely mirrors the road '90 uniform – right down to the thin, black trim surrounding the numbers & stripes. Look carefully and you'll see a small NFL shield on both the jersey's neckline and the left thigh of the pants. If you look closely at almost all NFL uniforms worn from 1991 on, you'll note this same small NFL shield patch on the jersey's neckline. Most NFL uniforms added the NFL logo patch to the neck, and to the upper left thigh of the pants, beginning in 1991.

On the left shoulder of this 1993 jersey is a patch commemorating the 25th anniversary of Super Bowl III. The patch says 'Twenty Fifth Anniversary' at the top, 'Super Bowl III Champions' at the bottom, with '1969' & '1993' sandwiching the Jets' logo of the mid-late 60's.thick, white stripe on the side of the pants. Also note the arrival of green pants, almost shiny in appearance. The Jets' pants have had a zippered front for the past decade, but now they've returned to a laced front.

1994

The 1994 season marked the NFL's 75th anniversary. To help celebrate this milestone, most teams wore special 'throwback' sweaters commissioned by the NFL (note the diamond patch on the left shoulder signifying this occasion). The 1994 Jets' home uniform pictured here honors the uniform as worn by the Super Bowl Champs in 1968. Notice also the fact that the 1994 helmet featured the mid-late 60's helmet logo, the popular football-shaped logo.



1998

The 1998 Jets opted to keep the 'retro' style of their late 1960's/early 1970's uniforms – first show-cased by the 1994 'throwback' jersey. Note the unusual horizontal and vertical striping format on the sleeves, as well as the old-style Jets' logo on the upper left breast/shoulder area. The small, now traditional NFL shields can be seen on the jersey's neckline and the left thigh of the pants. Look carefully at the pants, and you'll also see that the Jets have reverted back to the double stripe style – used in the 1960's. Finally, the 'old-school' football-shaped helmet logo was so popular among fans in the 1994 throwback uniform that it has been reintroduced on the helmet.



2000

As the Jets enter the new millennium, the organization has melded design elements from both modern and past uniforms. This 2000 uniform still features the 'retro' style of Jets' uniforms from the 1960's – including the helmet logo, and unusual sleeve striping. Look closely and you'll see the thin, black trim surrounding the jersey's sleeve numbers – an element introduced in the 1990's.

2003

The Jets continued to wear the "retro" style uniform that first resurfaced in 1994, a look that is reminiscent of the Super Bowl champion Jets of the late 1960's. This white-on-green home jersey features a green torso with white detailing on the shoulders and white short sleeves with green cuffs. There are large white numerals on the front and back and small white "TV" numbers on the sleeves, below the shoulder. The jersey has a NY Jets' logo patch on the left shoulder. Note that the pants are white with green striping down the side. The pants have a lace-up fly and are fastened at the waist with a green belt that features the Jets logo on top of the buckle.

JETS MEDIA PARTNERS

WCBS-TV NEW YORK

Jets Flight Plan
Jets Flight Plan is a 30-minute, fast-paced, informative and entertaining journey through the world of the Jets football team. Get behind-the-scenes access to Rex Ryan, his coaching staff and players inside practices, meetings, and the locker room as the Jets prepare each week during the season. The show, featuring WCBS sportscaster Sam Ryan, also highlights players throughout the year in their personal business ventures, philanthropic endeavors, and other non-football experiences.

Jets Preseason Games
The broadcast home of the New York Jets, CBS2-HD will feature two preseason games vs. the Rams, 8/14, and the Eagles, 9/3 and as many as 12 regular season games. Catch all the live action on CBS2-HD.

1050 AM ESPN

Tune into the official radio station of the New York Jets 1050 ESPN New York for weekly interviews with your favorite players and Head Coach Rex Ryan. During the season listen to the games simulcast on 1050 ESPN New York and on 1280 WADO.

The Rex Ryan Report
Listen to a live interview with Rex Ryan each week of the season during The Michael Kay Show, weekdays 2-7 p.m.

Inside the Jets
Presented by Coors Light

Each week this live hour-long show, hosted by Bob Wischusen, will feature some of your favorite Jets players and personalities. Show will air Monday nights at 7 p.m. on 1050 ESPN New York and 1050ESPN.com.

Jets Countdown to Kickoff
Listen to the pregame show live for two hours leading up to kickoff before every Jets game hosted by Greg Buttle and Don La Greca.

The Fifth Quarter
Greg Buttle and Don La Greca recap the game live for two hours on 1050 ESPN New York.

SNY

Jets Post Game Live
The official Jets post game TV show following every Jets game. This studio-based show is the source for in-depth analysis, player reactions and expert opinion immediately after every Jets game. With Steve Overmyer on-site and hosts Brian Custer, Ray Lucas and Adam Schein covering every angle, SNY redefines wall-to-wall locker room coverage.

Jets Extra Point
Presented by New Jersey Lottery

On Tuesdays at 6:30 p.m., watch this half-hour long, studio-based review show hosted by Brian Cutser. Join former Jets QB Ray Lucas and former Jets LB Greg Buttle as they break down the previous week's New York Jets game and provide insight into the plays, matchups and ultimate outcome.

Jets Open Mic
Exclusive live "start-to-finish" coverage of Rex Ryan's press conferences each Monday and Wednesday at 6:30 p.m. from the Atlantic Health Jets Training Center. Open Mic is a 30-minute telecast throughout the NFL season.

Jets Game Plan
Presented by Atlantic Health

Thursdays at 6:30 p.m., Jets Game Plan is a 30-minute preview show where analysts, coaches and players give a comprehensive look ahead at the week's upcoming matchup.

Jets Nation
The sun never sets on Jets Nation! When the season ends, Jets Nation, hosted by Brian Custer and featuring Greg Buttle, Ray Lucas and Adam Schein, takes off, with a weekly studio-based series designed to give fans an inside look at Jets players, coaches and team personnel. Fans will be able to keep abreast of changes and watch as the Jets gear up for the upcoming season.

Jets Nation: Draft Day
SNY's all-access coverage of the Jets draft features interviews with Head Coach Rex Ryan and GM Mike Tannenbaum, as well as player profiles, in-depth analysis and debate on the Jets draft needs and interviews with Jets' draft picks. SNY reports on the Jets' draft from both SNY's street level studio located directly across the street from Radio City Music Hall where the NFL Draft takes place and from outside the Jets' draft room.

Jets Nation: Inside Jets Camp
SNY takes fans inside Jets training camp as the team gears up for the season. This weekly live one-hour show will provide a glimpse into what goes on in camp – the drills, conditioning, scrimmages, and more.

Jets Preseason Games
As the exclusive year-round home of the New York Jets, SNY will televise re-airs of two 2009 Jets preseason games vs. the Rams and Eagles. Ian Eagle and Greg Buttle have the call with Sam Ryan on the sideline for some of New York's highest-rated August programming.

BOB WISCHUSEN

NEW YORK JETS RADIO NETWORK – PLAY-BY-PLAY

Wischusen enters his eighth season as the play-by-play voice of the New York Jets. Wischusen first joined Marty Lyons in the Jets booth for the 2002 season. He began covering the Jets in 1996 as a reporter for WFAN, and from 1997-2001 hosted pregame and postgame shows for the Jets radio network. Over the last decade, Wischusen has proven to be one of the most versatile television and radio voices in the country. When not with the Jets, Wischusen is a play-by-play announcer for ESPN, calling college football and college basketball, as well as arena football, boxing, college baseball, college softball and WNBA basketball. In the New York market, Wischusen worked for MSG Network in a variety of rolls, calling New York Rangers hockey, New York Knicks and New York Liberty basketball and anchoring FSNY's New York Sports Report and MSG Network's SportsDesk. Wischusen's credits also include sideline reporting for NBC on Notre Dame football and NBA basketball telecasts and play-by-play for Westwood One radio and Comcast Network television. Raised in Westfield, NJ and a 1993 graduate of Boston College, Wischusen began his professional career at WQAM in Miami. In 1996, he moved to New York and joined WFAN, where he started hosting talk shows and anchoring while also covering the Jets. Wischusen currently resides in New Jersey with his wife Julie and their five children: Katrina, Charlie, Jimmy and twins, Ben and Cory.

MARTY LYONS

NEW YORK JETS RADIO NETWORK –ANALYST

A founding member of the "New York Sack Exchange," Lyons enters his eighth season as the Jets' radio analyst. Lyons was originally a first round draft pick of the New York Jets in the 1979 NFL Draft out of the University of Alabama after playing for Paul "Bear" Bryant. Together with teammates Mark Gastineau, Joe Klecko and Abdul Salaam, Lyons helped lead the 1981 Jets to a franchise-record 66 sacks, and the team's first playoff appearance since 1969. The "New York Sack Exchange" led the NFL in sacks for three of four seasons (1981, '83, '84). Lyons finished his NFL career with 43 sacks over 11 seasons for the Jets (1979-89), playing in 147 games, a record for a Jets' defensive lineman.

While a formidable force on the field, Lyons has made significant contributions off the field as well with his extensive charitable work. For his commitment to the community, he was named NFL Man of the Year in 1984. Lyons is the founder and chairman of the Marty Lyons Foundation, which attempts to fulfill special wishes to children diagnosed with terminal or chronic life-threatening illnesses. As a tribute to his longstanding charitable commitment, the New York Jets annually present the Marty Lyons Award to the player who gives the most back to his community as selected by the Jets staff. Lyons was the first recipient of this award in 1990.

He and his wife, Christine, currently reside in Smithtown, N.Y. Marty has four children – Rocky, Jesse, Megan and Luke.

GREG BUTTLE

NEW YORK JETS RADIO NETWORK

Buttle is in his eighth season as the co-host of "Jets Gameday" and "Countdown to Kickoff" (pregame) and "The 5th Quarter" (postgame) on the Jets' broadcasts on 1050 ESPN Radio. Buttle and La Greca also host "The New York Sports Reporters" on 1050. One of the best linebackers in Jets' history, Buttle finished his nine-year career with 15 interceptions and 976 tackles. Originally selected by the Jets in the third round from Penn State where he played for the legendary Joe Paterno, the Linwood, NJ native went to make virtually every all-rookie team, as he led the Jets in tackles in 1976. As a rookie he uttered the memorable line, "they pay me to practice. Sundays I play for free."

Buttle, who was named first-team All-Pro by Sports Illustrated after the 1979 season, scored two touchdowns in his career, both vs. the Patriots. One came on a 23-yard fumble return in his rookie season in 1976 and the other on a 44-yard interception return in 1977.

Off the field, Buttle is an accomplished entrepreneur, with business ventures ranging from restaurants/catering to health clubs and parking lots located in close proximity to all of New York's major airports. Buttle, who was born in Atlantic City, was an all-state performer in football at Mainland (NJ) High School. He and his wife, Rita, reside on Long Island and have three children: daughters, Christina and Alegra, and one son, Gregory.

DON LA GREGA

NEW YORK JETS RADIO NETWORK

La Greca is in his eighth season as the co-host of "Jets Gameday" and "Countdown to Kickoff" (pregame) and "The 5th Quarter" (postgame) on the Jets' broadcasts on 1050 ESPN Radio. La Greca and Buttle also host "The New York Sports Reporters" on 1050.

La Greca, a veteran of the sports radio industry for the past decade, is a key component of 1050 ESPN Radio. He got started in sports radio at Sports Phone, where he updated scores while covering New York sports. La Greca has been a sports anchor at 1010 WINS, a talk show host at eYada.com, an update anchor at WFAN, where he covered the Jets in 2000 before joining 1050 ESPN Radio from its start. He was the very first voice of 1050 ESPN Radio on Sept. 3, 2001. La Greca is co-host of 1050's The Michael Kay Show, expanded to weekdays from 2-7 p.m. He has been part of the Kay show since 2002, as the primary fill-in host for Michael and as New York SportsCenter anchor and host of "New York Baseball Tonight" at 6 p.m. daily.

After many seasons of hosting the official Rangers' pregame and postgame shows on 1050, La Greca was added to the Rangers' radio broadcast team for the 2008-2009 season as the fill-in play-by-play announcer for lead announcer Kenny Albert. He also hosts 1050's weekly "New York Hockey This Week." His passion for hockey and expertise on the sport also makes him the ideal host of "NHL Live" on the NHL Network. La Greca graduated from Ramapo College in Mahwah, NJ. He resides in Somerset, NJ with his wife, Nancy.

CLEMSON SMITH MUÑIZ

LOS JETS EN ESPAÑOL

Clemson Smith Muñiz, who starts his 10th season as the voice of "los Jets en español", is a New York City broadcast pioneer. He called the first Jets game in Spanish in 1999 before taking over the play-by-play role permanently the following year.

He also was the first play-by-play announcer for "Army en español" (2005-present), "los Knicks en español" (1994-present) and "St. John's en español" (1994-97). And in 2009, he became the first Spanish-language play-by-play announcer for the new MLB Network, broadcasting "Thursday Night Baseball" on SAP. In addition, Smith Muñiz, one of the lead play-by-play announcers of Monday Night Football on Univisión Radio, including two Super Bowls, begins his eighth year working on the NFL's Spanish-language broadcasts.

Smith Muñiz is president of Smith Muñiz Productions; a Spanish-language sports broadcast and production company that helps teams, leagues, networks and publishers reach the growing Hispanic market. Beside the Jets and the other local teams, SMP's clients include HBO (Real Sports and Hard Knocks) and Major League Baseball.

Smith Muñiz grew up in Río Piedras, Puerto Rico. A graduate of the University of Pennsylvania, he played wide receiver and tight end while lettering four times in Sprint football. He lives in Garrison, N.Y.

FIRST STARTS BY QBS DRAFTED BY JETS (65-PRESENT)

Quarterback	Date	Outcome	Att	Cmp	Yds	TD	INT
Kellen Clemens	9/16/07	L at BAL	37	19	260	1	2
Brooks Bollinger	10/2/05	L at BAL	28	14	149	0	0
Chad Pennington	10/6/02	L vs. KC	29	22	237	2	1
Glenn Foley	12/8/96	L at NE	45	22	227	1	2
Browning Nagle	9/6/92	L at ATL	37	21	366	2	0
Ken O'Brien	11/18/84	L at HOU	36	19	226	0	1
Pat Ryan	9/2/84	W at IND	29	14	163	2	2
Matt Robinson	11/27/77	L vs. PIT	19	7	80	1	3
Richard Todd	10/31/76	W at BUF	20	6	87	1	2
Al Woodall	10/25/70	L vs. BUF	16	7	63	0	1
Joe Namath	9/26/65	L at BUF	40	19	287	2	2

JETS RADIO NETWORK HISTORY

Year	Flagship Station(s)		Broadcasters
1960	WMGM	1050	Tom Moorehead/Frank Leahy
1961			Not on the air
1962	WABC	770	Bob Murphy/Jim Crowley
1963	WHN	1050	Bob Murphy/Monte Irvin
1964	WABC	770	Merle Harmon/Otto Graham
1965	WABC	770	Merle Harmon/Otto Graham
1966	WABC	770	Merle Harmon/Dick Young
1967	WABC	770	Merle Harmon/Dick Young
1968	WABC	770	Merle Harmon/Sam DeLuca
1969	WABC	770	Merle Harmon/Sam DeLuca
1970	WABC	770	Merle Harmon/Sam DeLuca
1971	WOR	710	Merle Harmon/Sam DeLuca
1972	WOR	710	Merle Harmon/Sam DeLuca
1973	WOR	710	Marty Glickman/Larry Grantham
1974	WOR	710	Marty Glickman/Dave Herman
1975	WOR	710	Marty Glickman/Dave Herman
1976	WOR	710	Marty Glickman/Dave Herman
1977	WOR	710	Marty Glickman/Dave Herman
1978	WOR	710	Marty Glickman/Dave Herman
1979	WCBS	880	Spencer Ross/Sam DeLuca/Ed Ingles
1980	WCBS	880	Spencer Ross/Sam DeLuca/Ed Ingles
1981	WCBS	880	Spencer Ross/Sam DeLuca/Ed Ingles
1982	WCBS	880	Spencer Ross/Sam DeLuca/Ed Ingles
1983	WCBS	880	Spencer Ross/Sam DeLuca/Ed Ingles
1984	WABC	770	Spencer Ross/Sam DeLuca/Randy Rasmussen
	WMCA	570	
1985	WABC	770	Spencer Ross/Sam DeLuca/Randy Rasmussen
	WMCA	570	
1986	WABC	770	Spencer Ross/Sam DeLuca/Randy Rasmussen
	WMCA	660	
1987	WABC	770	Charley Steiner/Randy Rasmussen
	WNBC	660	
1988	WCBS	880	Marty Glickman/Dave Jennings
1989	WCBS	880	Marty Glickman/Dave Jennings
1990	WCBS	880	Marty Glickman/Dave Jennings
1991	WCBS	880	Marty Glickman/Dave Jennings
1992	WCBS	880	Marty Glickman/Dave Jennings
1993	WFAN	660	Paul Olden/Dave Jennings
	WXRK	92.3 FM	
1994	WFAN	660	Paul Olden/Dave Jennings
	WXRK	92.3 FM	
1995	WFAN	660	Paul Olden/Dave Jennings
	WXRK	92.3 FM	
1996	WFAN	660	Paul Olden/Dave Jennings
	WXRK	92.3 FM	
1997	WFAN	660	Ian Eagle/Dave Jennings
	WXRK	92.3 FM	
1998	WFAN	660	Howard David/Dave Jennings
	WXRK	92.3 FM	
1999	WFAN	660	Howard David/Dave Jennings
	WXRK	92.3	
2000	WFAN	660	Howard David/Dave Jennings
	WXRK	92.3	
2001	WFAN	660	Howard David/Dave Jennings
	WXRK	92.3	
2002	WEPN	1050	Bob Wischusen/Marty Lyons
	WABC	770	
2003	WEPN	1050	Bob Wischusen/Marty Lyons
	WABC	770	
2004	WEPN	1050	Bob Wischusen/Marty Lyons
	WABC	770	
2005	WEPN	1050	Bob Wischusen/Marty Lyons
	WABC	770	
2006	WEPN	1050	Bob Wischusen/Marty Lyons
	WABC	770	
2007	WEPN	1050	Bob Wischusen/Marty Lyons
	WABC	770	
2008	WEPN	1050	Bob Wischusen/Marty Lyons
	WABC	770	
2009	WEPN	1050	Bob Wischusen/Marty Lyons
	WABC	770	

2009 NFL SCHEDULE (All Times ET)

REGULAR SEASON

Thursday, September 10 (Week 1)
Tennessee Titans at Pittsburgh Steelers 8:30p

Sunday, September 13
Miami Dolphins at Atlanta Falcons 1:00p
Kansas City Chiefs at Baltimore Ravens 1:00p
Philadelphia Eagles at Carolina Panthers 1:00p
Denver Broncos at Cincinnati Bengals 1:00p
Minnesota Vikings at Cleveland Browns 1:00p
N.Y. Jets at Houston Texans 1:00p
Jacksonville Jaguars at Indianapolis Colts 1:00p
Detroit Lions at New Orleans Saints 1:00p
Dallas Cowboys at Tampa Bay Buccaneers 1:00p
San Francisco 49ers at Arizona Cardinals 4:15p
Washington Redskins at N.Y. Giants 4:15p
St. Louis Rams at Seattle Seahawks 4:15p
Chicago Bears at Green Bay Packers 8:20p

Monday, September 14
Buffalo Bills at New England Patriots 7:00p
San Diego Chargers at Oakland Raiders 10:15p

Sunday, September 20 (Week 2)
Carolina Panthers at Atlanta Falcons 1:00p
Minnesota Vikings at Detroit Lions 1:00p
Cincinnati Bengals at Green Bay Packers 1:00p
Arizona Cardinals at Jacksonville Jaguars 1:00p
Oakland Raiders at Kansas City Chiefs 1:00p
New England Patriots at N.Y. Jets 1:00p
New Orleans Saints at Philadelphia Eagles 1:00p
Houston Texans at Tennessee Titans 1:00p
St. Louis Rams at Washington Redskins 1:00p
Tampa Bay Buccaneers at Buffalo Bills 4:05p
Seattle Seahawks at San Francisco 49ers 4:05p
Pittsburgh Steelers at Chicago Bears 4:15p
Cleveland Browns at Denver Broncos 4:15p
Baltimore Ravens at San Diego Chargers 4:15p
N.Y Giants at Dallas Cowboys 8:20p

Monday, September 21
Indianapolis Colts at Miami Dolphins 8:30p

Sunday, September 27 (Week 3)
Cleveland Browns at Baltimore Ravens 1:00p
Tennessee Titans at N.Y. Jets 1:00p
Pittsburgh Steelers at Cincinnati Bengals 1:00p
Washington Redskins at Detroit Lions 1:00p
Jacksonville Jaguars at Houston Texans 1:00p
San Francisco 49ers at Minnesota Vikings 1:00p
Atlanta Falcons at New England Patriots 1:00p
Kansas City Chiefs at Philadelphia Eagles 1:00p
Green Bay Packers at St. Louis Rams 1:00p
N.Y. Giants at Tampa Bay Buccaneers 1:00p
New Orleans Saints at Buffalo Bills 4:05p
Chicago Bears at Seattle Seahawks 4:05p
Denver Broncos at Oakland Raiders 4:15p
Miami Dolphins at San Diego Chargers 4:15p
Indianapolis Colts at Arizona Cardinals 8:20p

Monday, September 28
Carolina Panthers at Dallas Cowboys 8:30p

Sunday, October 4 (Week 4)
(Byes: Arizona, Atlanta, Carolina, Philadelphia)
Detroit Lions at Chicago Bears 1:00p
Cincinnati Bengals at Cleveland Browns 1:00p
Oakland Raiders at Houston Texans 1:00p
Seattle Seahawks at Indianapolis Colts 1:00p
Tennessee Titans at Jacksonville Jaguars 1:00p
N.Y. Giants at Kansas City Chiefs 1:00p
Baltimore Ravens at New England Patriots 1:00p
Tampa Bay Buccaneers at Washington Redskins 1:00p
Buffalo Bills at Miami Dolphins 4:05p
N.Y. Jets at New Orleans Saints 4:05p
Dallas Cowboys at Denver Broncos 4:15p
St. Louis Rams at San Francisco 49ers 4:15p
San Diego Chargers at Pittsburgh Steelers 8:20p

Monday, October 5
Green Bay Packers at Minnesota Vikings 8:30p

Sunday, October 11
(Byes: Chicago, Green Bay, New Orleans, San Diego)
Cincinnati Bengals at Baltimore Ravens 1:00p
Cleveland Browns at Buffalo Bills 1:00p
Washington Redskins at Carolina Panthers 1:00p
Pittsburgh Steelers at Detroit Lions 1:00p
Dallas Cowboys at Kansas City Chiefs 1:00p
Oakland Raiders at N.Y. Giants 1:00p
Tampa Bay Buccaneers at Philadelphia Eagles 1:00p
Minnesota Vikings at St. Louis Rams 1:00p
Atlanta Falcons at San Francisco 49ers 4:05p
Houston Texans at Arizona Cardinals 4:15p
New England Patriots at Denver Broncos 4:15p
Jacksonville Jaguars at Seattle Seahawks 4:15p
Indianapolis Colts at Tennessee Titans 8:20p

Monday, October 12
N.Y. Jets at Miami Dolphins 8:30p

Sunday, October 18 (Week 6)
(Byes: Dallas, Indianapolis, Miami, San Francisco)
Houston Texans at Cincinnati Bengals 1:00p
Detroit Lions at Green Bay Packers 1:00p
St. Louis Rams at Jacksonville Jaguars 1:00p
Baltimore Ravens at Minnesota Vikings 1:00p
N.Y. Giants at New Orleans Saints 1:00p
Cleveland Browns at Pittsburgh Steelers 1:00p
Carolina Panthers at Tampa Bay Buccaneers 1:00p
Kansas City Chiefs at Washington Redskins 1:00p
Philidelphia Eagles at Oakland Raiders 4:05p
Arizona Cardinals at Seattle Seahawks 4:05p
Tennessee Titans at New England Patriots 4:15p
Buffalo Bills at N.Y. Jets 4:15p
Chicago Bears at Atlanta Falcons 8:20p

Monday, October 19
Denver Broncos at San Diego Chargers 8:30p

Sunday, October 25 (Week 7)
(Byes: Baltimore, Denver, Detroit, Jacksonville, Seattle, Tennessee)
Chicago Bears at Cincinnati Bengals 1:00p
Green Bay Packers at Cleveland Browns 1:00p
San Francisco 49ers at Houston Texans 1:00p
San Diego Chargers at Kansas City Chiefs 1:00p
Minnesota Vikings at Pittsburgh Steelers 1:00p
Indianapolis Colts at Seattle Seahawks 1:00p
New England Patriots at Tampa Bay Buccaneers 1:00p
Buffallo Bills at Carolina Panthers 4:05p
N.Y. Jets at Oakland Raiders 4:05p
Atlanta Falcons at Dallas Cowboys 4:15p
New Orleans Saints at Miami Dolphins 4:15p
Arizona Cardinals at N.Y. Giants 8:20p

Monday, October 26
Philadelphia Eagles at Washington Redskins 8:30p

Sunday, November 1 (Week 8)
(Byes: Cincinnati, Kansas City, New England, Pittsburgh, Tampa Bay, Washington)
Denver Broncos at Baltimore Ravens 1:00p
Houston Texans at Buffalo Bills 1:00p
Cleveland Browns at Chicago Bears 1:00p
Seattle Seahawks at Dallas Cowboys 1:00p
St. Louis Rams at Detroit Lions 1:00p
Minnesota Vikings at Green Bay Packers 1:00p
San Francisco 49ers at Indianapolis Colts 1:00p
Miami Dolphins at N.Y. Jets 1:00p
Oakland Raiders at San Diego Chargers 4:05p
Jacksonville Jaguars at Tennessee Titans 4:05p
Carolina Panthers at Arizona Cardinals 4:15p
N.Y. Giants at Philadelphia Eagles 4:15p

Monday, November 2
Atlanta Falcons at New Orleans Saints 8:30p

Sunday, November 8 (Week 9)
(Byes: Buffalo, Cleveland, Minnesota, N.Y. Jets, Oakland, St. Louis)
Washington Redskins at Atlanta Falcons 1:00p
Arizona Cardinals at Chicago Bears 1:00p
Baltimore Ravens at Cincinnati Bengals 1:00p
Houston Texans at Indianapolis Colts 1:00p
Kansas City Chiefs at Jacksonville Jaguars 1:00p
Miami Dolphins at New England Patriots 1:00p
Green Bay Packers at Tampa Bay Buccaneers 1:00p
Carolina Panthers at New Orleans Saints 4:05p
Detroit Lions at Seattle Seahawks 4:05p
San Diego Chargers at N.Y. Giants 4:15p
Tennessee Titans at San Francisco 49ers 4:15p
Dallas Cowboys at Philadelphia Eagles 8:20p

Monday, November 9
Pittsburgh Steelers at Denver Broncos 8:30p

Thursday, November 12 (Week 10)
(Byes: Houston, N.Y. Giants)
Chicago Bears at San Francisco 49ers 8:20p

Sunday, November 15
Atlanta Falcons at Carolina Panthers 1:00p
Tampa Bay Buccaneers at Miami Dolphins 1:00p
Detroit Lions at Minnesota Vikings 1:00p
Jacksonville Jaguars at N.Y. Jets 1:00p
Cincinnati Bengals at Pittsburgh Steelers 1:00p
New Orleans Saints at St. Louis Rams 1:00p
Buffalo Bills at Tennessee Titans 1:00p
Denver Broncos at Washington Redskins 1:00p
Kansas City Chiefs at Oakland Raiders 4:05p
Seattle Seahawks at Arizona Cardinals 4:15p
Dallas Cowboys at Green Bay Packers 4:15p
Philadelphia Eagles at San Diego Chargers 4:15p
New England Patriots at Indianapolis Colts 8:20p

Monday, November 16
Baltimore Ravens at Cleveland Browns 8:30p

Thursday, November 19 (Week 11)
Miami Dolphins at Carolina Panthers 8:20p

Sunday, November 22
Indianapolis Colts at Baltimore Ravens 1:00p
Washington Redskins at Dallas Cowboys 1:00p
Cleveland Browns at Detroit Lions 1:00p
San Francisco 49ers at Green Bay Packers 1:00p
Buffalo Bills at Jacksonville Jaguars 1:00p
Pittsburgh Steelers at Kansas City Chiefs 1:00p
Seattle Seahawks at Minnesota Vikings 1:00p
Atlanta Falcons at N.Y. Giants 1:00p
New Orleans Saints at Tampa Bay Buccaneers 1:00p
Arizona Cardinals at St. Louis Rams 4:05p
San Diego Chargers at Denver Broncos 4:15p
N.Y. Jets at New England Patriots 4:15p
Cincinnati Bengals at Oakland Raiders 4:15p
Philadelphia Eagles at Chicago Bears * 8:20p

Monday, November 23
Tennessee Titans at Houston Texans 8:30p

Thursday, November 26 (Week 12)
Green Bay Packers at Detroit Lions 12:30p
Oakland Raiders at Dallas Cowboys 4:15p
N.Y. Giants at Denver Broncos 8:20p

Sunday, November 29
Tampa Bay Buccaneers at Atlanta Falcons 1:00p
Miami Dolphins at Buffalo Bills 1:00p
Cleveland Browns at Cincinnati Bengals 1:00p
Indianapolis Colts at Houston Texans 1:00p
Chicago Bears at Minnesota Vikings 1:00p
Carolina Panthers at N.Y. Jets 1:00p
Washington Redskins at Philadelphia Eagles 1:00p
Seattle Seahawks at St. Louis Rams 1:00p
Arizona Cardinals at Tennessee Titans 1:00p
Kansas City Chiefs at San Diego Chargers 4:05p
Jacksonville Jaguars at San Francisco 49ers 4:05p
Pittsburgh Steelers at Baltimore Ravens * 8:20p

Monday, November 30
New England Patriots at New Orleans Saints 8:30p

Thursday, December 3 (Week 13)
N.Y. Jets at Buffalo Bills (Toronto) 8:20p

Sunday, December 6
Philadelphia Eagles at Atlanta Falcons 1:00p
Tampa Bay Buccaneers at Carolina Panthers 1:00p
St. Louis Rams at Chicago Bears 1:00p
Detroit Lions at Cincinnati Bengals 1:00p
Tennessee Titans at Indianapolis Colts 1:00p
Houston Texans at Jacksonville Jaguars 1:00p
Denver Broncos at Kansas City Chiefs 1:00p
Oakland Raiders at Pittsburgh Steelers 1:00p
New Orleans Saints at Washington Redskins 1:00p
San Diego Chargers at Cleveland Browns 4:05p
Minnesota Vikings at Arizona Cardinals 4:15p
Dallas Cowboys at N.Y. Giants 4:15p
San Francisco 49ers at Seattle Seahawks 4:15p
New England Patriots at Miami Dolphins * 8:20p

Monday, December 7
Baltimore Ravens at Green Bay Packers 8:30p

Thursday, December 10 (Week 14)
Pittsburgh Steelers at Cleveland Browns 8:20p

Sunday, December 13
New Orleans Saints at Atlanta Falcons 1:00p
Detroit Lions at Baltimore Ravens 1:00p
Green Bay Packers at Chicago Bears 1:00p
Seattle Seahawks at Houston Texans 1:00p
Denver Broncos at Indianapolis Colts 1:00p
Miami Dolphins at Jacksonville Jaguars 1:00p
Buffalo Bills at Kansas City Chiefs 1:00p
Cincinnati Bengals at Minnesota Vikings 1:00p
Carolina Panthers at New England Patriots 1:00p
N.Y. Jets at Tampa Bay Buccaneers 1:00p
St. Louis Rams at Tennessee Titans 1:00p
Washington Redskins at Oakland Raiders 4:05p
San Diego Chargers at Dallas Cowboys 4:15p
Philadelphia Eagles at N.Y. Giants * 8:20p

Monday, December 14
Arizona Cardinals at San Francisco 49ers 8:30p

Thursday, December 17 (Week 15)
Indianapolis Colts at Jacksonville Jaguars 8:20p

Saturday, December 19
Dallas Cowboys at New Orleans Saints 8:20p

Sunday, December 20
Chicago Bears at Baltimore Ravens 1:00p
New England Patriots at Buffalo Bills 1:00p
Arizona Cardinals at Detroit Lions 1:00p
Cleveland Browns at Kansas City Chiefs 1:00p
Atlanta Falcons at N.Y. Jets 1:00p
San Francisco 49ers at Philadelphia Eagles 1:00p
Green Bay Packers at Pittsburgh Steelers 1:00p
Houston Texans at St. Louis Rams 1:00p
Miami Dolphins at Tennessee Titans 1:00p
Oakland Raiders at Denver Broncos 4:05p
Cincinnati Bengals at San Diego Chargers 4:05p
Tampa Bay Buccaneers at Seattle Seahawks 4:15p
Minnesota Vikings at Carolina Panthers * 8:20p

Monday, December 21
N.Y. Giants at Washington Redskins 8:30p

Friday, December 25 (Week 16)
San Diego Chargers at Tennessee Titans 7:30p

Sunday, December 27
Buffalo Bills at Atlanta Falcons 1:00p
Kansas City Chiefs at Cincinnati Bengals 1:00p
Oakland Raiders at Cleveland Browns 1:00p
Seattle Seahawks at Green Bay Packers 1:00p
Houston Texans at Miami Dolphins 1:00p
Carolina Panthers at N.Y. Giants 1:00p
Jacksonville Jaguars at New England Patriots 1:00p
Tampa Bay Buccaneers at New Orleans Saints 1:00p
Denver Broncos at Philadelphia Eagles 1:00p
Baltimore Ravens at Pittsburgh Steelers 1:00p
St. Louis Rams at Arizona Cardinals 4:05p
Detroit Lions at San Francisco 49ers 4:05p
N.Y. Jets at Indianapolis Colts 4:15p
Dallas Cowboys at Washington Redskins * 8:20p

Monday, December 28
Minnesota Vikings at Chicago Bears 8:30p

Sunday, January 3 (Week 17)
Indianapolis Colts at Buffalo Bills 1:00p
New Orleans Saints at Carolina Panthers 1:00p
Jacksonville Jaguars at Cleveland Browns 1:00p
Philadelphia Eagles at Dallas Cowboys 1:00p
Chicago Bears at Detroit Lions 1:00p
New England Patriots at Houston Texans 1:00p
Pittsburgh Steelers at Miami Dolphins 1:00p
N.Y. Giants at Minnesota Vikings 1:00p
Cincinnati Bengals at N.Y. Jets 1:00p
San Francisco 49ers at St. Louis Rams 1:00p
Atlanta Falcons at Tampa Bay Buccaneers 1:00p
Green Bay Packers at Arizona Cardinals 4:15p
Kansas City Chiefs at Denver Broncos 4:15p
Baltimore Ravens at Oakland Raiders 4:15p
Washington Redskins at San Diego Chargers 4:15p
Tennessee Titans at Seattle Seahawks 4:15p

* Sunday night games in Weeks 11-17 subject to change

POSTSEASON

Saturday, January 9
AFC and NFC Wild Card Playoffs (NBC)

Sunday, January 10
AFC and NFC Wild Card Playoffs (CBS and FOX)

Saturday, January 16
AFC and NFC Divisional Playoffs (CBS and FOX)

Sunday, January 17
AFC and NFC Divisional Playoffs (CBS and FOX)

Sunday, January 24
AFC and NFC Championship Games (CBS and FOX)

Sunday, January 31
AFC-NFC Pro Bowl in South Florida (ESPN)

Sunday, February 7
Super Bowl XLIV in South Florida (CBS)

2009 AFC TEAM SCHEDULES *(All Times local)*

Buffalo Bills

Sep. 14	at New England Patriots (Mon)	7:00p
Sep. 20	Tampa Bay Buccaneers	4:05p
Sep. 27	New Orleans Saints	4:05p
Oct. 4	at Miami Dolphins	4:05p
Oct. 11	Cleveland Browns	1:00p
Oct. 18	at N.Y. Jets	4:15p
Oct. 25	at Carolina Panthers	4:05p
Nov. 1	Houston Texans	1:00p
Nov. 8	BYE	
Nov. 15	at Tennessee Titans	12:00p
Nov. 22	at Jacksonville Jaguars	1:00p
Nov. 29	Miami Dolphins	1:00p
Dec. 3	N.Y. Jets (Thu – Toronto)	8:20p
Dec. 13	at Kansas City Chiefs	12:00p
Dec. 20	New England Patriots	1:00p
Dec. 27	at Atlanta Falcons	1:00p
Jan. 3	Indianapolis Colts	1:00p

Miami Dolphins

Sep. 13	at Atlanta Falcons	1:00p
Sep. 21	Indianapolis Colts (Mon)	8:30p
Sep. 27	at San Diego Chargers	1:15p
Oct. 4	Buffalo Bills	4:05p
Oct. 12	N.Y. Jets (Mon)	8:30p
Oct. 18	BYE	
Oct. 25	New Orleans Saints	4:15p
Nov. 1	at N.Y. Jets	1:00p
Nov. 8	at New England Patriots	1:00p
Nov. 15	Tampa Bay Buccaneers	1:00p
Nov. 19	at Carolina Panthers (Thu)	8:20p
Nov. 29	at Buffalo Bills	1:00p
Dec. 6	New England Patriots *	8:20p
Dec. 13	at Jacksonville Jaguars	1:00p
Dec. 20	at Tennessee Titans	12:00p
Dec. 27	Houston Texans	1:00p
Jan. 3	Pittsburgh Steelers	1:00p

New England Patriots

Sep. 14	Buffalo Bills (Mon)	7:00p
Sep. 20	at N.Y. Jets	1:00p
Sep. 27	Atlanta Falcons	1:00p
Oct. 4	Baltimore Ravens	1:00p
Oct. 11	at Denver Broncos	2:15p
Oct. 18	Tennessee Titans	4:15p
Oct. 25	at Tampa Bay Buccaneers (London)	5:00p
Nov. 1	BYE	
Nov. 8	Miami Dolphins	1:00p
Nov. 15	at Indianapolis Colts	8:20p
Nov. 22	N.Y. Jets	4:15p
Nov. 30	at New Orleans Saints (Mon)	7:30p
Dec. 6	at Miami Dolphins *	8:20p
Dec. 13	Carolina Panthers	1:00p
Dec. 20	at Buffalo Bills	1:00p
Dec. 27	Jacksonville Jaguars	1:00p
Jan. 3	at Houston Texans	12:00p

N.Y. Jets

Sep. 13	at Houston Texans	12:00p
Sep. 20	New England Patriots	1:00p
Sep. 27	Tennessee Titans	1:00p
Oct. 4	at New Orleans Saints	3:05p
Oct. 12	at Miami Dolphins (Mon)	8:30p
Oct. 18	Buffalo Bills	4:15p
Oct. 25	at Oakland Raiders	1:05p
Nov. 1	Miami Dolphins	1:00p
Nov. 8	BYE	
Nov. 15	Jacksonville Jaguars	1:00p
Nov. 22	at New England Patriots	4:15p
Nov. 29	Carolina Panthers	1:00p
Dec. 3	at Buffalo Bills (Thu – Toronto)	8:20p
Dec. 13	at Tampa Bay Buccaneers	1:00p
Dec. 20	Atlanta Falcons	1:00p
Dec. 27	at Indianapolis Colts	4:15p
Jan. 3	Cincinnati Bengals	1:00p

Baltimore Ravens

Sep. 13	Kansas City Chiefs	1:00p
Sep. 20	at San Diego Chargers	1:15p
Sep. 27	Cleveland Browns	1:00p
Oct. 4	at New England Patriots	1:00p
Oct. 11	Cincinnati Bengals	1:00p
Oct. 18	at Minnesota Vikings	12:00p
Oct. 25	BYE	
Nov. 1	Denver Broncos	1:00p
Nov. 8	at Cincinnati Bengals	1:00p
Nov. 16	at Cleveland Browns (Mon)	8:30p
Nov. 22	Indianapolis Colts	1:00p
Nov. 29	Pittsburgh Steelers *	8:20p
Dec. 7	at Green Bay Packers (Mon)	7:30p
Dec. 13	Detroit Lions	1:00p
Dec. 20	Chicago Bears	1:00p
Dec. 27	at Pittsburgh Steelers	1:00p
Jan. 3	at Oakland Raiders	1:15p

Cincinnati Bengals

Sep. 13	Denver Broncos	1:00p
Sep. 20	at Green Bay Packers	12:00p
Sep. 27	Pittsburgh Steelers	1:00p
Oct. 4	at Cleveland Browns	1:00p
Oct. 11	at Baltimore Ravens	1:00p
Oct. 18	Houston Texans	1:00p
Oct. 25	Chicago Bears	1:00p
Nov. 1	BYE	
Nov. 8	Baltimore Ravens	1:00p
Nov. 15	at Pittsburgh Steelers	1:00p
Nov. 22	at Oakland Raiders	1:15p
Nov. 29	Cleveland Browns	1:00p
Dec. 6	Detroit Lions	1:00p
Dec. 13	at Minnesota Vikings	12:00p
Dec. 20	at San Diego Chargers	1:05p
Dec. 27	Kansas City Chiefs	1:00p
Jan. 3	at N.Y. Jets	1:00p

Cleveland Browns

Sep. 13	Minnesota Vikings	1:00p
Sep. 20	at Denver Broncos	2:15p
Sep. 27	at Baltimore Ravens	1:00p
Oct. 4	Cincinnati Bengals	1:00p
Oct. 11	at Buffalo Bills	1:00p
Oct. 18	at Pittsburgh Steelers	1:00p
Oct. 25	Green Bay Packers	1:00p
Nov. 1	at Chicago Bears	12:00p
Nov. 8	BYE	
Nov. 16	Baltimore Ravens (Mon)	8:30p
Nov. 22	at Detroit Lions	1:00p
Nov. 29	at Cincinnati Bengals	1:00p
Dec. 6	San Diego Chargers	4:05p
Dec. 10	Pittsburgh Steelers (Thu)	8:20p
Dec. 20	at Kansas City Chiefs	12:00p
Dec. 27	Oakland Raiders	1:00p
Jan. 3	Jacksonville Jaguars	1:00p

Pittsburgh Steelers

Sep. 10	Tennessee Titans (Thu)	8:30p
Sep. 20	at Chicago Bears	3:15p
Sep. 27	at Cincinnati Bengals	1:00p
Oct. 4	San Diego Chargers	8:20p
Oct. 11	at Detroit Lions	1:00p
Oct. 18	Cleveland Browns	1:00p
Oct. 25	Minnesota Vikings	1:00p
Nov. 1	BYE	
Nov. 9	at Denver Broncos (Mon)	6:30p
Nov. 15	Cincinnati Bengals	1:00p
Nov. 22	at Kansas City Chiefs	12:00p
Nov. 29	at Baltimore Ravens *	8:20p
Dec. 6	Oakland Raiders	1:00p
Dec. 10	at Cleveland Browns (Thu)	8:20p
Dec. 20	Green Bay Packers	1:00p
Dec. 27	Baltimore Ravens	1:00p
Jan. 3	at Miami Dolphins	1:00p

* - Sunday night games in Weeks 11-17 subject to change

Houston Texans

Sep. 13	N.Y. Jets	12:00p
Sep. 20	at Tennessee Titans	12:00p
Sep. 27	Jacksonville Jaguars	12:00p
Oct. 4	Oakland Raiders	12:00p
Oct. 11	at Arizona Cardinals	1:15p
Oct. 18	at Cincinnati Bengals	1:00p
Oct. 25	San Francisco 49ers	12:00p
Nov. 1	at Buffalo Bills	1:00p
Nov. 8	at Indianapolis Colts	1:00p
Nov. 15	BYE	
Nov. 23	Tennessee Titans (Mon)	7:30p
Nov. 29	Indianapolis Colts	12:00p
Dec. 6	at Jacksonville Jaguars	1:00p
Dec. 13	Seattle Seahawks	12:00p
Dec. 20	at St. Louis Rams	12:00p
Dec. 27	at Miami Dolphins	1:00p
Jan. 3	New England Patriots	12:00p

Indianapolis Colts

Sep. 13	Jacksonville Jaguars	1:00p
Sep. 21	at Miami Dolphins (Mon)	8:30p
Sep. 27	at Arizona Cardinals	5:20p
Oct. 4	Seattle Seahawks	1:00p
Oct. 11	at Tennessee Titans	7:20p
Oct. 18	BYE	
Oct. 25	at St. Louis Rams	12:00p
Nov. 1	San Francisco 49ers	1:00p
Nov. 8	Houston Texans	1:00p
Nov. 15	New England Patriots	8:20p
Nov. 22	at Baltimore Ravens	1:00p
Nov. 29	at Houston Texans	12:00p
Dec. 6	Tennessee Titans	1:00p
Dec. 13	Denver Broncos	1:00p
Dec. 17	at Jacksonville Jaguars (Thu)	8:20p
Dec. 27	N.Y. Jets	4:15p
Jan. 3	at Buffalo Bills	1:00p

Jacksonville Jaguars

Sep. 13	at Indianapolis Colts	1:00p
Sep. 20	Arizona Cardinals	1:00p
Sep. 27	at Houston Texans	12:00p
Oct. 4	Tennessee Titans	1:00p
Oct. 11	at Seattle Seahawks	1:15p
Oct. 18	St. Louis Rams	1:00p
Oct. 25	BYE	
Nov. 1	at Tennessee Titans	3:05p
Nov. 8	Kansas City Chiefs	1:00p
Nov. 15	at N.Y. Jets	1:00p
Nov. 22	Buffalo Bills	1:00p
Nov. 29	at San Francisco 49ers	1:05p
Dec. 6	Houston Texans	1:00p
Dec. 13	Miami Dolphins	1:00p
Dec. 17	Indianapolis Colts (Thu)	8:20p
Dec. 27	at New England Patriots	1:00p
Jan. 3	at Cleveland Browns	1:00p

Tennessee Titans

Sep. 10	at Pittsburgh Steelers (Thu)	8:30p
Sep. 20	Houston Texans	12:00p
Sep. 27	at N.Y. Jets	1:00p
Oct. 4	at Jacksonville Jaguars	1:00p
Oct. 11	Indianapolis Colts	7:20p
Oct. 18	at New England Patriots	4:15p
Oct. 25	BYE	
Nov. 1	Jacksonville Jaguars	3:05p
Nov. 8	at San Francisco 49ers	1:15p
Nov. 15	Buffalo Bills 1	2:00p
Nov. 23	at Houston Texans (Mon)	7:30p
Nov. 29	Arizona Cardinals	12:00p
Dec. 6	at Indianapolis Colts	1:00p
Dec. 13	St. Louis Rams	12:00p
Dec. 20	Miami Dolphins	12:00p
Dec. 25	San Diego Chargers (Fri)	6:30p
Jan. 3	at Seattle Seahawks	1:15p

Denver Broncos

Sep. 13	at Cincinnati Bengals	1:00p
Sep. 20	Cleveland Browns	2:15p
Sep. 27	at Oakland Raiders	1:15p
Oct. 4	Dallas Cowboys	2:15p
Oct. 11	New England Patriots	2:15p
Oct. 19	at San Diego Chargers (Mon)	5:30p
Oct. 25	BYE	
Nov. 1	at Baltimore Ravens	1:00p
Nov. 9	Pittsburgh Steelers (Mon)	6:30p
Nov. 15	at Washington Redskins	1:00p
Nov. 22	San Diego Chargers	2:15p
Nov. 26	N.Y. Giants (Thu)	6:20p
Dec. 6	at Kansas City Chiefs	12:00p
Dec. 13	at Indianapolis Colts	1:00p
Dec. 20	Oakland Raiders	2:05p
Dec. 27	at Philadelphia Eagles	1:00p
Jan. 3	Kansas City Chiefs	2:15p

Kansas City Chiefs

Sep. 13	at Baltimore Ravens	1:00p
Sep. 20	Oakland Raiders	12:00p
Sep. 27	at Philadelphia Eagles	1:00p
Oct. 4	N.Y. Giants	12:00p
Oct. 11	Dallas Cowboys	12:00p
Oct. 18	at Washington Redskins	1:00p
Oct. 25	San Diego Chargers	12:00p
Nov. 1	BYE	
Nov. 8	at Jacksonville Jaguars	1:00p
Nov. 15	at Oakland Raiders	1:05p
Nov. 22	Pittsburgh Steelers	12:00p
Nov. 29	at San Diego Chargers	1:05p
Dec. 6	Denver Broncos	12:00p
Dec. 13	Buffalo Bills	12:00p
Dec. 20	Cleveland Browns	12:00p
Dec. 27	at Cincinnati Bengals	1:00p

Oakland Raiders

Sep. 14	San Diego Chargers (Mon)	7:15p
Sep. 20	at Kansas City Chiefs	12:00p
Sep. 27	Denver Broncos	1:15p
Oct. 4	at Houston Texans	12:00p
Oct. 11	at N.Y. Giants	1:00p
Oct. 18	Philadelphia Eagles	1:05p
Oct. 25	N.Y. Jets	1:05p
Nov. 1	at San Diego Chargers	1:05p
Nov. 8	BYE	
Nov. 15	Kansas City Chiefs	1:05p
Nov. 22	Cincinnati Bengals	1:15p
Nov. 26	at Dallas Cowboys (Thu)	3:15p
Dec. 6	at Pittsburgh Steelers	1:00p
Dec. 13	Washington Redskins	1:05p
Dec. 20	at Denver Broncos	2:05p
Dec. 27	at Cleveland Browns	1:00p
Jan. 3	Baltimore Ravens	1:15p

San Diego Chargers

Sep. 14	at Oakland Raiders (Mon)	7:15p
Sep. 20	Baltimore Ravens	1:15p
Sep. 27	Miami Dolphins	1:15p
Oct. 4	at Pittsburgh Steelers	8:20p
Oct. 11	BYE	
Oct. 19	Denver Broncos (Mon)	5:30p
Oct. 25	at Kansas City Chiefs	12:00p
Nov. 1	Oakland Raiders	1:05p
Nov. 8	at N.Y. Giants	4:15p
Nov. 15	Philadelphia Eagles	1:15p
Nov. 22	at Denver Broncos	2:15p
Nov. 29	Kansas City Chiefs	1:05p
Dec. 6	at Cleveland Browns	4:05p
Dec. 13	at Dallas Cowboys	3:15p
Dec. 20	Cincinnati Bengals	1:05p
Dec. 25	at Tennessee Titans (Fri)	6:30p
Jan. 3	Washington Redskins	1:15p
Jan. 3	at Denver Broncos	2:15p

* - Sunday night games in Weeks 11-17 subject to change

2009 NFC TEAM SCHEDULES *(All Times local)*

Dallas Cowboys

Sep. 13	at Tampa Bay Buccaneers	1:00p
Sep. 20	N.Y. Giants	7:20p
Sep. 28	Carolina Panthers (Mon)	7:30p
Oct. 4	at Denver Broncos	2:15p
Oct. 11	at Kansas City Chiefs	12:00p
Oct. 18	BYE	
Oct. 25	Atlanta Falcons	3:15p
Nov. 1	Seattle Seahawks	12:00p
Nov. 8	at Philadelphia Eagles	8:20p
Nov. 15	at Green Bay Packers	3:15p
Nov. 22	Washington Redskins	12:00p
Nov. 26	Oakland Raiders (Thu)	3:15p
Dec. 6	at N.Y. Giants	4:15p
Dec. 13	San Diego Chargers	3:15p
Dec. 19	at New Orleans Saints (Sat)	7:20p
Dec. 27	at Washington Redskins *	8:20p
Jan. 3	Philadelphia Eagles	12:00p

N.Y. Giants

Sep. 13	Washington Redskins	4:15p
Sep. 20	at Dallas Cowboys	7:20p
Sep. 27	at Tampa Bay Buccaneers	1:00p
Oct. 4	at Kansas City Chiefs	12:00p
Oct. 11	Oakland Raiders	1:00p
Oct. 18	at New Orleans Saints	12:00p
Oct. 25	Arizona Cardinals	8:20p
Nov. 1	at Philadelphia Eagles	4:15p
Nov. 8	San Diego Chargers	4:15p
Nov. 15	BYE	
Nov. 22	Atlanta Falcons	1:00p
Nov. 26	at Denver Broncos (Thu)	6:20p
Dec. 6	Dallas Cowboys	4:15p
Dec. 13	Philadelphia Eagles *	8:20p
Dec. 21	at Washington Redskins (Mon)	8:30p
Dec. 27	Carolina Panthers	1:00p
Jan. 3	at Minnesota Vikings	12:00p

Philadelphia Eagles

Sep. 13	at Carolina Panthers	1:00p
Sep. 20	New Orleans Saints	1:00p
Sep. 27	Kansas City Chiefs	1:00p
Oct. 4	BYE	
Oct. 11	Tampa Bay Buccaneers	1:00p
Oct. 18	at Oakland Raiders	1:05p
Oct. 26	at Washington Redskins (Mon)	8:30p
Nov. 1	N.Y. Giants	4:15p
Nov. 8	Dallas Cowboys	8:20p
Nov. 15	at San Diego Chargers	1:15p
Nov. 22	at Chicago Bears *	7:20p
Nov. 29	Washington Redskins	1:00p
Dec. 6	at Atlanta Falcons	1:00p
Dec. 13	at N.Y. Giants *	8:20p
Dec. 20	San Francisco 49ers	1:00p
Dec. 27	Denver Broncos	1:00p
Jan. 3	at Dallas Cowboys	12:00p

Washington Redskins

Sep. 13	at N.Y. Giants	4:15p
Sep. 20	St. Louis Rams	1:00p
Sep. 27	at Detroit Lions	1:00p
Oct. 4	Tampa Bay Buccaneers	1:00p
Oct. 11	at Carolina Panthers	1:00p
Oct. 18	Kansas City Chiefs	1:00p
Oct. 26	Philadelphia Eagles (Mon)	8:30p
Nov. 1	BYE	
Nov. 8	at Atlanta Falcons	1:00p
Nov. 15	Denver Broncos	1:00p
Nov. 22	at Dallas Cowboys	12:00p
Nov. 29	at Philadelphia Eagles	1:00p
Dec. 6	New Orleans Saints	1:00p
Dec. 13	at Oakland Raiders	1:05p
Dec. 21	N.Y. Giants (Mon)	8:30p
Dec. 27	Dallas Cowboys *	8:20p
Jan. 3	at San Diego Chargers	1:15p

Chicago Bears

Sep. 13	at Green Bay Packers	7:20p
Sep. 20	Pittsburgh Steelers	3:15p
Sep. 27	at Seattle Seahawks	1:05p
Oct. 4	Detroit Lions	12:00p
Oct. 11	BYE	
Oct. 18	at Atlanta Falcons	8:20p
Oct. 25	at Cincinnati Bengals	1:00p
Nov. 1	Cleveland Browns	12:00p
Nov. 8	Arizona Cardinals	12:00p
Nov. 12	at San Francisco 49ers (Thu)	5:20p
Nov. 22	Philadelphia Eagles *	7:20p
Nov. 29	at Minnesota Vikings	12:00p
Dec. 6	St. Louis Rams	12:00p
Dec. 13	Green Bay Packers	12:00p
Dec. 20	at Baltimore Ravens	1:00p
Dec. 28	Minnesota Vikings (Mon)	7:30p
Jan. 3	at Detroit Lions	1:00p

Detroit Lions

Sep. 13	at New Orleans Saints	12:00p
Sep. 20	Minnesota Vikings	1:00p
Sep. 27	Washington Redskins	1:00p
Oct. 4	at Chicago Bears	12:00p
Oct. 11	Pittsburgh Steelers	1:00p
Oct. 18	at Green Bay Packers	12:00p
Oct. 25	BYE	
Nov. 1	St. Louis Rams	1:00p
Nov. 8	at Seattle Seahawks	1:05p
Nov. 15	at Minnesota Vikings	12:00p
Nov. 22	Cleveland Browns	1:00p
Nov. 26	Green Bay Packers (Thu)	12:30p
Dec. 6	at Cincinnati Bengals	1:00p
Dec. 13	at Baltimore Ravens	1:00p
Dec. 20	Arizona Cardinals	1:00p
Dec. 27	at San Francisco 49ers	1:05p
Jan. 3	Chicago Bears	1:00p

Green Bay Packers

Sep. 13	Chicago Bears	7:20p
Sep. 20	Cincinnati Bengals	12:00p
Sep. 27	at St. Louis Rams	12:00p
Oct. 5	at Minnesota Vikings (Mon)	7:30p
Oct. 11	BYE	
Oct. 18	Detroit Lions	12:00p
Oct. 25	at Cleveland Browns	1:00p
Nov. 1	Minnesota Vikings	12:00p
Nov. 8	at Tampa Bay Buccaneers	1:00p
Nov. 15	Dallas Cowboys	3:15p
Nov. 22	San Francisco 49ers	12:00p
Nov. 26	at Detroit Lions (Thu)	12:30p
Dec. 7	Baltimore Ravens (Mon)	7:30p
Dec. 13	at Chicago Bears	12:00p
Dec. 20	at Pittsburgh Steelers	1:00p
Dec. 27	Seattle Seahawks	12:00p
Jan. 3	at Arizona Cardinals	2:15p

Minnesota Vikings

Sep. 13	at Cleveland Browns	1:00p
Sep. 20	at Detroit Lions	1:00p
Sep. 27	San Francisco 49ers	12:00p
Oct. 5	Green Bay Packers (Mon)	7:30p
Oct. 11	at St. Louis Rams	12:00p
Oct. 18	Baltimore Ravens	12:00p
Oct. 25	at Pittsburgh Steelers	1:00p
Nov. 1	at Green Bay Packers	12:00p
Nov. 8	BYE	
Nov. 15	Detroit Lions	12:00p
Nov. 22	Seattle Seahawks	12:00p
Nov. 29	Chicago Bears	12:00p
Dec. 6	at Arizona Cardinals	2:15p
Dec. 13	Cincinnati Bengals	12:00p
Dec. 20	at Carolina Panthers *	8:20p
Dec. 28	at Chicago Bears (Mon)	7:30p
Jan. 3	N.Y. Giants	12:00p

* - Sunday night games in Weeks 11-17 subject to change

Atlanta Falcons

Sep. 13	Miami Dolphins	1:00p
Sep. 20	Carolina Panthers	1:00p
Sep. 27	at New England Patriots	1:00p
Oct. 4	BYE	
Oct. 11	at San Francisco 49ers	1:05p
Oct. 18	Chicago Bears	8:20p
Oct. 25	at Dallas Cowboys	3:15p
Nov. 2	at New Orleans Saints (Mon)	7:30p
Nov. 8	Washington Redskins	1:00p
Nov. 15	at Carolina Panthers	1:00p
Nov. 22	at N.Y. Giants	1:00p
Nov. 29	Tampa Bay Buccaneers	1:00p
Dec. 6	Philadelphia Eagles	1:00p
Dec. 13	New Orleans Saints	1:00p
Dec. 20	at N.Y. Jets	1:00p
Dec. 27	Buffalo Bills	1:00p
Jan. 3	at Tampa Bay Buccaneers	1:00p

Carolina Panthers

Sep. 13	Philadelphia Eagles	1:00p
Sep. 20	at Atlanta Falcons	1:00p
Sep. 28	at Dallas Cowboys (Mon)	7:30p
Oct. 4	BYE	
Oct. 11	Washington Redskins	1:00p
Oct. 18	at Tampa Bay Buccaneers	1:00p
Oct. 25	Buffalo Bills	4:05p
Nov. 1	at Arizona Cardinals	2:15p
Nov. 8	at New Orleans Saints	3:05p
Nov. 15	Atlanta Falcons	1:00p
Nov. 19	Miami Dolphins (Thu)	8:20p
Nov. 29	at N.Y. Jets	1:00p
Dec. 6	Tampa Bay Buccaneers	1:00p
Dec. 13	at New England Patriots	1:00p
Dec. 20	Minnesota Vikings *	8:20p
Dec. 27	at N.Y. Giants	1:00p
Jan. 3	New Orleans Saints	1:00p

New Orleans Saints

Sep. 13	Detroit Lions	12:00p
Sep. 20	at Philadelphia Eagles	1:00p
Sep. 27	at Buffalo Bills	4:05p
Oct. 4	N.Y. Jets	3:05p
Oct. 11	BYE	
Oct. 18	N.Y. Giants	12:00p
Oct. 25	at Miami Dolphins	4:15p
Nov. 2	Atlanta Falcons (Mon)	7:30p
Nov. 8	Carolina Panthers	3:05p
Nov. 15	at St. Louis Rams	12:00p
Nov. 22	at Tampa Bay Buccaneers	1:00p
Nov. 30	New England Patriots (Mon)	7:30p
Dec. 6	at Washington Redskins	1:00p
Dec. 13	at Atlanta Falcons	1:00p
Dec. 19	Dallas Cowboys (Sat)	7:20p
Dec. 27	Tampa Bay Buccaneers	12:00p
Jan. 3	at Carolina Panthers	1:00p

Tampa Bay Buccaneers

Sep. 13	Dallas Cowboys	1:00p
Sep. 20	at Buffalo Bills	4:05p
Sep. 27	N.Y. Giants	1:00p
Oct. 4	at Washington Redskins	1:00p
Oct. 11	at Philadelphia Eagles	1:00p
Oct. 18	Carolina Panthers	1:00p
Oct. 25	New England Patriots (London)	5:00p
Nov. 1	BYE	
Nov. 8	Green Bay Packers	1:00p
Nov. 15	at Miami Dolphins	1:00p
Nov. 22	New Orleans Saints	1:00p
Nov. 29	at Atlanta Falcons	1:00p
Dec. 6	at Carolina Panthers	1:00p
Dec. 13	N.Y. Jets	1:00p
Dec. 20	at Seattle Seahawks	1:15p
Dec. 27	at New Orleans Saints	12:00p
Jan. 3	Atlanta Falcons	1:00p

Arizona Cardinals

Sep. 13	San Francisco 49ers	1:15p
Sep. 20	at Jacksonville Jaguars	1:00p
Sep. 27	Indianapolis Colts	5:20p
Oct. 4	BYE	
Oct. 11	Houston Texans	1:15p
Oct. 18	at Seattle Seahawks	1:05p
Oct. 25	at N.Y. Giants	8:20p
Nov. 1	Carolina Panthers	2:15p
Nov. 8	at Chicago Bears	12:00p
Nov. 15	Seattle Seahawks	2:15p
Nov. 22	at St. Louis Rams	3:05p
Nov. 29	at Tennessee Titans	12:00p
Dec. 6	Minnesota Vikings	2:15p
Dec. 14	at San Francisco 49ers (Mon)	5:30p
Dec. 20	at Detroit Lions	1:00p
Dec. 27	St. Louis Rams	2:05p
Jan. 3	Green Bay Packers	2:15p

St. Louis Rams

Sep. 13	at Seattle Seahawks	1:15p
Sep. 20	at Washington Redskins	1:00p
Sep. 27	Green Bay Packers	12:00p
Oct. 4	at San Francisco 49ers	1:15p
Oct. 11	Minnesota Vikings	12:00p
Oct. 18	at Jacksonville Jaguars	1:00p
Oct. 25	Indianapolis Colts	12:00p
Nov. 1	at Detroit Lions	1:00p
Nov. 8	BYE	
Nov. 15	New Orleans Saints	12:00p
Nov. 22	Arizona Cardinals	3:05p
Nov. 29	Seattle Seahawks	12:00p
Dec. 6	at Chicago Bears	12:00p
Dec. 13	at Tennessee Titans	12:00p
Dec. 20	Houston Texans	12:00p
Dec. 27	at Arizona Cardinals	2:05p
Jan. 3	San Francisco 49ers	12:00p

San Francisco 49ers

Sep. 13	at Arizona Cardinals	1:15p
Sep. 20	Seattle Seahawks	1:05p
Sep. 27	at Minnesota Vikings	12:00p
Oct. 4	St. Louis Rams	1:15p
Oct. 11	Atlanta Falcons	1:05p
Oct. 18	BYE	
Oct. 25	at Houston Texans	12:00p
Nov. 1	at Indianapolis Colts	1:00p
Nov. 8	Tennessee Titans	1:15p
Nov. 12	Chicago Bears (Thu)	5:20p
Nov. 22	at Green Bay Packers	12:00p
Nov. 29	Jacksonville Jaguars	1:05p
Dec. 6	at Seattle Seahawks	1:15p
Dec. 14	Arizona Cardinals (Mon)	5:30p
Dec. 20	at Philadelphia Eagles	1:00p
Dec. 27	Detroit Lions	1:05p
Jan. 3	at St. Louis Rams	12:00p

Seattle Seahawks

Sep. 13	St. Louis Rams	1:15p
Sep. 20	at San Francisco 49ers	1:05p
Sep. 27	Chicago Bears	1:05p
Oct. 4	at Indianapolis Colts	1:00p
Oct. 11	Jacksonville Jaguars	1:15p
Oct. 18	Arizona Cardinals	1:05p
Oct. 25	BYE	
Nov. 1	at Dallas Cowboys	12:00p
Nov. 8	Detroit Lions	1:05p
Nov. 15	at Arizona Cardinals	2:15p
Nov. 22	at Minnesota Vikings	12:00p
Nov. 29	at St. Louis Rams	12:00p
Dec. 6	San Francisco 49ers	1:15p
Dec. 13	at Houston Texans	12:00p
Dec. 20	Tampa Bay Buccaneers	1:15p
Dec. 27	at Green Bay Packers	12:00p
Jan. 3	Tennessee Titans	1:15p

* - Sunday night games in Weeks 11-17 subject to change

Route 17 From the North
•Follow signs to Route 120 South

Washington Avenue / Route 120 From the North
•Take the exit to the ARENA (NOT Stadium)
•Turn right onto West Peripheral Road
•Turn right and drive across the North Connector Bridge
•Turn right onto East Peripheral Road
•After passing the Arena, keep right at the fork, and take the South Connector Bridge
•Turn right onto West Peripheral Road after crossing the bridge
•Turn left into the toll plaza

Route 3 from the West
• After passing Route 17, take the exit toward Route 120 North/ E Rutherford and keep LEFT at the fork
• Do NOT take the NJ Turnpike Exit
• Take the exit on the right toward 120 North, Arena/Stadium
• Follow signs for Arena/Stadium
• Turn right onto East Peripheral Road
• Keep right and take the South Connector Bridge
• Turn right onto West Peripheral Road after crossing the bridge
• Turn left into the toll plaza
• The entrance to Lots 10 and 12 will be on your right

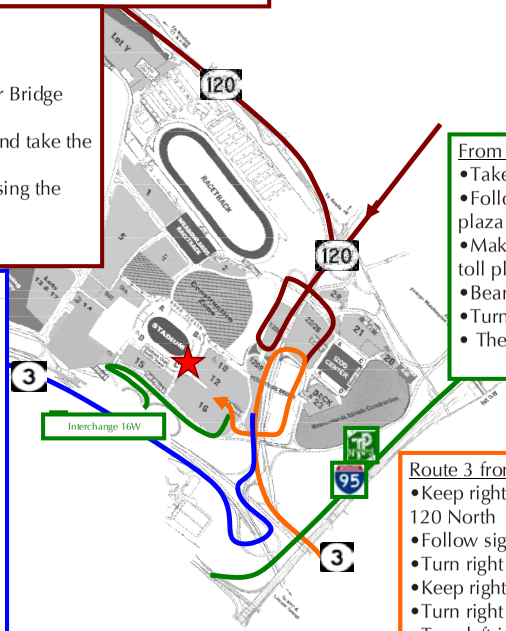

From New Jersey Turnpike
•Take Exit 16W (NOT 18W)
•Follow signs to the Stadium after the toll plaza
•Make a sharp right turn (U-turn) before the toll plaza, onto Stadium Club Road
•Bear left onto West Peripheral Road
•Turn left into the toll plaza
• The entrance to Lots 10 and 12 will be on

Route 3 from the East
•Keep right past the Hackensack River Bridge and take exit to 120 North
•Follow signs for Arena/Stadium
•Turn right onto East Peripheral Road
•Keep right at fork and take the South Connector Bridge
•Turn right onto West Peripheral Road after crossing the bridge
•Turn left into the toll plaza

PLEASE NOTE: Media Permits will be accepted at PLAZA F *ONLY*
Please follow directions above to Plaza F

TV HOME OF THE

SNY.TV

VISIT THE ALL NEW JETS SHOP IN MANHATTAN

Jets Shop - The Official Team Store
1,000 sq. ft. of everything for every Jets fan

Jets Shop is loaded with authentic and replica jerseys of all your favorite players, the latest sideline gear, hats in every style, women's gear, children's gear and all the latest collectibles.

437 Madison Ave. and 50th Street in Manhattan (212) 355-4040
(50th Street between Madison Ave. and Park Ave.)
Monday - Saturday 10am - 6pm Sunday - 11am - 5pm

www.jetsshop.com