



***2012 NEW YORK JETS
MEDIA GUIDE***

NEW YORK JETS MEDIA RELATIONS



Nick Filis
Coordinator
973.549.4857
nfilis@jets.nfl.com



Meghan Gilmore
Manager
973.549.4684
mgilmore@jets.nfl.com



Bruce Speight
Senior Director
973.549.4690
bspeight@jets.nfl.com



Jared Winley
Director
973.549.4683
jwinley@jets.nfl.com



James Hallas
Seasonal Assistant
973.549.4685
jhallas@jets.nfl.com



Taylor Jones
Seasonal Assistant
973.549.4685
tjones@jets.nfl.com



Katherine Moore
Seasonal Assistant
973.549.4685
kmoore@jets.nfl.com

METLIFE STADIUM INFORMATION

Address: MetLife Stadium, 102 Route 120, East Rutherford, NJ 07073.

The complex is bounded by Route 20 and the New Jersey Turnpike on the East, Route 3 on the South, Berry's Creek and Route 17 on the West and Paterson Plank Road. on the North.

Will Call: Pepsi Gate, open three hours before kickoff for regular-season games and four hours prior to any playoff game.

MEDIA ENTRANCE – Pepsi Gate

PARKING ENTRANCE – Lot G

WORKING PRESS AREAS

Field – Photographers

Photo Room - Photographers

Level 5 – Television (Network TV, NFL Films)

Suite Level SLC – Press Box (Working Press, Scouts, PR, Coaches, Radio, PA and Scoreboard)

CREDENTIALS

To request credentials for single games, please contact the Jets PR department at (973) 549-4684 for information on how to access the online credentialing system at www.newyorkjets.com/credentials. The deadline for requests is noon on Tuesday prior to each home game.

TELEPHONE SERVICE

The Jets provide five complimentary telephones in the the press box. To request a private telephone at your seat, make prior arrangements with MetLife Stadium: Michael Dolack (mdolack@nmstadco.com) at (201) 559-1611.

TRANSPORTATION AND HOTELS

Taxis & Limos:

Meadowlands Taxi Cab (201) 933-8294

Xanadu Taxi (973) 460-4331

*Meadowlands Yellow Cab (201) 438-0916

*Reservation required.

Area Hotels:

Marriott Glenpointe (201) 836-0600

Sheraton/Meadowlands (201) 896-0500

Crowne Plaza Secaucus (201) 348-6900

Holiday Inn Secaucus (201) 348-2000

Hilton Hasbrouck Heights/Meadowlands (201) 288-6100

DIRECTIONS TO METLIFE STADIUM

From LaGuardia Airport: Take Grand Central Parkway West to Triboro Bridge and follow the signs to George Washington Bridge. From the George Washington Bridge, follow I-95 to the NJ Turnpike. Take the Turnpike-western spur to the Sports Complex exit.

From Kennedy Airport: Take Van Wyck Expressway to the Long Island Expressway (495-West) to the Midtown Tunnel. Cross 34th St. following signs to the Lincoln Tunnel. Take the Lincoln Tunnel, follow signs to Route 3 West, then travel approximately four miles to the Sports Complex. Follow signs for the stadium.

From Newark/Liberty Airport: Take NJ Turnpike north to Exit 16W and follow signs to the Sports Complex.

From Port Authority/New York City: Load-and-go bus service for all games from 41st St. bus terminal in Manhattan.

The 2012 New York Jets Media Guide

Published by the New York Jets LLC.

Copyright 2012 New York Jets LLC. All Rights Reserved.

Editing, Research and Writing: Eric Allen, Cate Brady, Jessica L. Ciccone, Nick Filis, Meghan Gilmore, James Hallas, Taylor Jones, Randy Lange, Jesse Linder, Adam Mitchell, Katherine Moore, Art Lopez, Bruce Speight, and Jared Winley

Copy Editor: Chuck Garrity

Photography: Al Pereira

Additional Photos: Lee Weissman Photography, Dave Drapkin Photography, Jerry Leibman, John A. Gibson, Jr., ESPN, Pro Football Hall of Fame, Maple Leaf Productions, Ltd., Getty Images (Andy Lyons, Al Bello, Dong Benc, Chris Trotman, Jim McLissac, Focus On Sport)

Design: Michael Scott, New York Jets

TABLE OF CONTENTS

NEW YORK JETS MEDIA RELATIONS.....	2	Matt KROUL.....	130	Jordan WHITE.....	275
TABLE OF CONTENTS.....	3	LaRon LANDRY.....	131	2011 REVIEW.....	276
METLIFE STADIUM.....	4	Ellis LANKSTER.....	136	2011 REGULAR SEASON STATISTICS.....	277
ATLANTIC HEALTH JETS TRAINING CENTER.....	5	Nick MANGOLD.....	137	2011 DEFENSIVE STATS.....	278
STAFF DIRECTORY.....	6	Josh MAUGA.....	140	2011 FINAL STANDINGS.....	279
EXECUTIVE STAFF.....	8	Aaron MAYBIN.....	141	2011 SUPERLATIVES.....	280
Woody JOHNSON.....	9	Greg McELROY.....	144	2011 GAME-BY-GAME STATISTICS.....	281
Neil GLAT.....	10	Garrett McINTYRE.....	145	2011 GAME-BY-GAME STARTERS.....	282
Mike TANNENBAUM.....	11	Joe McKNIGHT.....	146	2011 PARTICIPATION.....	283
Brian FRIEDMAN.....	14	Brandon MOORE.....	149	2011 TRANSACTIONS.....	285
Marc RICCIO.....	15	Calvin PACE.....	153	THE LAST TIME.....	287
Robert SULLIVAN.....	16	Sione PO'UHA.....	163	RECORDS.....	289
Bob BRENNFLECK.....	17	Bilal POWELL.....	169	ALL-TIME SUPERLATIVES.....	290
Hymie ELHAI.....	18	Tanner PURDUM.....	170	INDIVIDUAL SERVICE & SCORING RECORDS.....	292
Robert MASTRODDI.....	19	Darrelle REVIS.....	171	PASSING RECORDS.....	295
Tom MURPHY.....	20	Jay RICHARDSON.....	180	INDIVIDUAL RUSHING RECORDS.....	297
Steve YARNELL.....	21	Mark SANCHEZ.....	184	RECEIVING RECORDS.....	298
COACHES.....	22	Ricky SAPP.....	194	INTERCEPTION RECORDS.....	300
Rex RYAN.....	23	Chaz SCHILENS.....	195	SACKS, TACKLES & FUMBLE RECORDS.....	302
Mike PETTINE.....	27	Caleb SCHLAUDERAFF.....	198	FUMBLE RECORDS.....	303
Tony SPARANO.....	28	Bart SCOTT.....	199	COMBINED YARDS & BLOCKED KICK RECORDS.....	304
Mike WESTHOFF.....	29	Matt SLAUSON.....	209	PUNT & KICKOFF RETURN RECORDS.....	305
Matt CAVANAUGH.....	30	Eric SMITH.....	211	PUNTING RECORDS.....	307
Dave DeGUGLIELMO.....	31	Tim TEBOW.....	218	OFFENSIVE TEAM RECORDS.....	308
Mike DEVLIN.....	32	Martin TEVASEU.....	221	OPPONENT RECORDS.....	317
Karl DUNBAR.....	33	Bryan THOMAS.....	222	DEFENSIVE TEAM RECORDS.....	320
Justus GALAC.....	34	Isaiah TRUFANT.....	232	OFFENSE YEAR-BY-YEAR.....	325
Bill HUGHAN.....	35	Patrick TURNER.....	233	DEFENSE YEAR-BY-YEAR.....	326
Ben KOTWICA.....	36	Raymond WEBBER.....	235	JETS DIVISIONAL HISTORY.....	327
Sanjay LAL.....	37	Muhammad WILKERSON.....	236	INDIVIDUAL PLAYOFF RECORDS.....	328
Anthony LYNN.....	38	Kyle WILSON.....	238	TEAM RECORDS (PLAYOFFS).....	335
Jim O'NEIL.....	39	ROOKIES & FIRST YEAR PLAYERS.....	242	INDIVIDUAL SCORING RECORDS (PLAYOFFS).....	336
Paul RICCI.....	40	Antonio ALLEN.....	243	JETS YEAR-BY-YEAR RECORDS.....	337
Brian SMITH.....	41	Damario Ambrose.....	244	JETS MEDIA PARTNERS.....	338
Mike SMITH.....	42	Stanley ARUKWE.....	245	TUNE INTO THE JETS ALL SEASON LONG.....	339
Bob SUTTON.....	43	Josh BUSH.....	246	Eric ALLEN.....	340
Lance TAYLOR.....	44	Terrence CAMPBELL.....	247	Rich GENTILE.....	341
Dennis THURMAN.....	45	Derek CHARD.....	248	Randy LANGE.....	342
PLAYERS.....	46	Joseph COLLINS.....	249	Greg BUTTLE.....	343
Josh BAKER.....	47	Quinton COPLES.....	250	Don LA GRECA.....	344
Yeremiah BELL.....	48	Paul CORNICK.....	251	Marty LYONS.....	345
Nick BELLORE.....	55	Demario DAVIS.....	252	Bob WISCHUSEN.....	346
Josh BROWN.....	56	Marcus DOWNTIN.....	253		
T.J. CONLEY.....	62	Donnie FLETCHER.....	254		
John CONNER.....	63	Terrance GANAWAY.....	255		
Antonio CROMARTIE.....	64	Robert GRIFFIN.....	256		
Jeff CUMBERLAND.....	73	Matt HARDISON.....	257		
Mike DeVITO.....	74	Damon HARRISON.....	258		
Marcus DIXON.....	80	Stephen HILL.....	259		
Vladimir DUCASSE.....	82	Wes KEMP.....	260		
Kenrick ELLIS.....	83	Fred KOLOTO.....	261		
Dedrick EPPS.....	84	Dennis LANDOLT.....	262		
D'Brickashaw FERGUSON.....	85	Tarren LLOYD.....	263		
Nick FOLK.....	89	Marcus LOTT.....	264		
Shonn GREENE.....	93	D'Anton LYNN.....	265		
David HARRIS.....	98	Royce POLLARD.....	266		
Stephon HEYER.....	105	Julian POSEY.....	267		
Santonio HOLMES.....	106	Eron RILEY.....	268		
Austin HOWARD.....	118	Brett ROY.....	269		
Wayne HUNTER.....	119	Matt SIMMS.....	270		
Dexter JACKSON.....	121	Hayden SMITH.....	271		
Dustin KELLER.....	122	Ryan STEED.....	272		
Jeremy KERLEY.....	127	Jeremy STEWART.....	273		
		Devon TORRENCE.....	274		

METLIFE STADIUM



On August 23, 2011 the home of the New York Jets became MetLife Stadium. The insurance company was the first of the four cornerstone partners in the new stadium, which opened in the spring of 2010. MetLife Stadium is one of the highest-profile stadiums in the country with more than 2 million fans attending events every year and it will host Super Bowl XLVIII in February 2014.

From the lighting and LED signage to the massive video boards to the plaza and tailgating options, the stadium bleeds green on Jets gamedays. Travelling to the home of the Jets is quick and easy with three times the number of roadways and a rail stop just outside the stadium.

Once at MetLife Stadium, fans have many options for entertainment and tailgating before the game. The ESPN New York - 98.7FM pregame radio show broadcasts live from the west plaza area. Fans can enjoy activities for kids and a vast array of food and beverage. Also, fans can find the latest gear at the team's 10,000 square foot flagship plaza store. MetLife and the cornerstone partners – Bud Light, Pepsi and Verizon – are integrated into the game experience with ample space to engage and entertain fans.

Inside there is more food variety and concessions stands all adding up to a “Home Food Advantage” for fans. The intimate seating bowl, uncompromised sightlines, cutting-edge video boards, LED signage and state-of-the-art sound system all enhance the game-watching experience.

One of the biggest upgrades in MetLife Stadium is the availability of club seats. There are four clubs – Toyota Coaches, MetLife 50, Chase and Lexus – that offer access to VIP reserved parking, a private club entrance as well as a host of other amenities and benefits.

Notable Achievements & Awards:

- Since the Stadium's opening, it has hosted 74 major events
 - ◆ 41 NFL games
 - ◆ 33 major non-NFL events
 - ◆ 19 concerts
 - ◆ Six international soccer games, including the sold-out Brazil vs. Argentina match in 2012 (largest soccer crowd in NJ history)
 - ◆ Four college football games
 - ◆ Three NCAA college lacrosse tournaments
 - ◆ Monster Trucks Monster Jam®
- In May 2009, the EPA (U.S. Environmental Protection Agency) named New Meadowlands Stadium the greenest stadium in sports.
- NYC Building Congress – Best of 2010 Project of the Year and “2011 Engineering Excellence Honor Award” by American Council of Engineering Companies.
- In May 2010, the NFL awarded Super Bowl XLVIII to MetLife Stadium, marking the first time the Game has been awarded to an outdoor, cold-weather stadium.
- Ranked #1 in 2011 for safety by Security magazine's “Security 500” in the Arenas/Stadiums/Leagues/ Entertainment division.
- First Place Gold Medal Apex Award winner in 2011 for digital signage in the Events Venue category by Digital Signage Expo.

MetLife STADIUM AT a GLANCE

Venue Size:	2.1 million square feet
Capacity:	82,500, capability for 90,000 for non-football major events
Surface:	FieldTurf
Suites:	222; on four separate levels
Suite Capacity:	16-24 seats
Club Seating Capacity:	10,000 seats
Clubs:	Coaches Club, Great Hall Club, Touchdown Club, Gridiron Club
Suite Designer:	David Rockwell Group
Parking:	Over 28,000 spaces
Transportation:	NJ Transit new rail line, station located in front of stadium; accessible from New York Penn Station and Newark Penn Station – approximately 20 minutes
Architects:	360 Architects, Ewing Cole, David Rockwell and Bruce Mau Designs
Food Service/ Merchandise Partner:	Delaware North Companies (Sports Service)

ATLANTIC HEALTH JETS TRAINING CENTER



The Atlantic Health Jets Training Center in Florham Park, N.J. is the headquarters of the New York Jets. The team moved into the facility with a formal ribbon-cutting ceremony on September 2, 2008. Located at One Jets Drive, this 224,000 square-foot complex is surrounded by nearly 100 acres of open space and provides players, coaches and staff of the Jets with a state-of-the-art learning, practice and working environment. The facility is a short drive to MetLife Stadium, Newark Liberty International Airport and Morristown Medical Center.

Woody Johnson hired world-renowned architecture firm, Skidmore Owings + Merrill and outlined three key objectives in the design of the training facility. First, as the first true corporate headquarters for the team, the new training center needed to represent the beginning of a new era for the Jets. Previously, the Jets business and football operations were located in separate multi-tenant buildings more than 30 miles apart. The Atlantic Health Jets Training Center is a modern, glass and steel building that seamlessly combines the operations of football and business departments. Serving as the home base for the entire Jets organization, it is equipped with open-concept workstations and state-of-the-art technology to create an efficient and friendly work environment. The training center was a major contributing factor in the team being named one of Inc. Magazine's Top Small Company Workplaces in 2010. An outdoor terrace, which overlooks the practice fields, provides a business entertainment area for both the team and its corporate partners.

Second, the training and medical facilities had to be state-of-the-art, combining the latest advances in rehabilitation pools, high-performance equipment and nutrition. The complex has five full-size football fields; three natural grass, one Sportex synthetic turf field outdoors, and another in the Field House, each with a permanent scoreboard. The goalposts on two of the natural grass fields can be repositioned 90 degrees in order to minimize wear on the grass. Inside the complex, the first floor is dedicated to one-hundred yards of football along the "Players Gallery", consisting of a life-size super-panoramic photo of cheering Jets fans that serves as a daily reminder of the tremendous support the Jets receive from our faithful fans. In addition, the first level features a 5,500-square-foot locker room, an 11,000-square-foot weight room, and a 10,000 square foot cafeteria.

Third, the training center needed to be a "graduate school for football." Players and coaches actually spend more time in the classrooms than on the football fields themselves. To that end, there is over 25,000 square feet of space dedicated to classrooms and instruction space – including 10 classrooms and two individual study rooms for video study. The classroom atrium is located at just steps from the practice fields, with direct access to either the indoor or outdoor fields.

In 2011, the team hosted training camp at Atlantic Health Jets Training Center for the first time. The site, since 2009, has hosted mini-camps and organized team activities that were open to fans. The Atlantic Health Jets Training Center is evidence of the team's commitment to excellence, providing the organization with a new competitive advantage and a new community to call home.



STAFF DIRECTORY

CLUB INFORMATION

STADIUM

MetLife Stadium (82,500)
East Rutherford, NJ
FieldTurf
Green and White
ESPN Radio (98.7)
CBS, ESPN, FOX, NBC
WCBS, WNBC

SURFACE

COLORS

RADIO

REGULAR-SEASON TV

PRESEASON TV

CHAIRMAN & CEO

Woody Johnson

EXECUTIVE STAFF

President

Neil Glat

Executive Assistant to the President

Jocelyn Norman

Executive Vice President/General Manager

Mike Tannenbaum

Assistant to the EVP/General Manager

Lauren Reed

Assistant General Manager

Scott Cohen

Chief Financial Officer

Brian Friedman

Sr. Vice President, Corporate Sales, Marketing & Stadium Development

Marc Riccio

Senior Vice President, Consumer & Premium Sales & Service

Robert Sullivan

Vice President, Corporate Marketing & Business Development

Bob Brennfleck

Vice President, Business & Legal Affairs

Hymie Elhai

Vice President, Security & Facilities Operations

Robert Mastroddi

Vice President, Information Technology

Tom Murphy

Vice President, Security

Steve Yarnell

COACHING STAFF

Head Coach

Rex Ryan

Assistant to the Head Coach

Laura Young

Defensive Coordinator

Mike Pettine

Offensive Coordinator

Tony Sparano

Special Teams Coordinator

Mike Westhoff

Quarterbacks

Matt Cavanaugh

Offensive Line

Dave DeGuglielmo

Tight Ends/Assistant Offensive Line

Mike Devlin

Defensive Line

Karl Dunbar

Assistant Strength & Conditioning

Justus Galac

Head Strength & Conditioning

Bill Hughan

Assistant Special Teams

Ben Kotwica

Wide Receivers

Sanjay Lal

Running Backs

Anthony Lynn

Assistant Defensive Backs

Jim O'Neil

Assistant Strength & Conditioning

Paul Ricci

Assistant Head Coach/Linebackers

Bob Sutton

Quality Control/Defense

Brian Smith

Outside Linebackers

Mike Smith

Assistant Tight Ends/Quality Control/Offense

Lance Taylor

Defensive Backs

Dennis Thurman

FOOTBALL SUPPORT STAFF

Seasonal Intern

Mark DeLeone

Seasonal Intern

Tony Sparano Jr.

Seasonal Intern

Anthony Weaver

Seasonal Intern, Strength & Conditioning

Pierre Ngo

FOOTBALL ADMINISTRATION

Director, Football Administration

Ari Nissim

Manager, Football Administration

Jacqueline Davidson

PLAYER DEVELOPMENT

Director, Player Development

David Szott

Manager, Player Development

Montelle Sanders

PLAYER PERSONNEL

Senior Personnel Executive

Terry Bradway

Assistant Director, Player Personnel

JoJo Wooden

PRO PERSONNEL

Director, Pro Personnel

Brendan Prohett

Pro Scout

Aaron Glenn

Assistant, Pro Personnel

Greg Nejmeh

COLLEGE SCOUTING

Director, College Scouting

Jeff Bauer

Assistant Director, College Scouting

Michael Davis

Coordinator, College Scouting

Area Scout

Area Scout

Area Scout

Area Scout

Area Scout

National Scout Representative

Assistant, College Scouting

Dan Zbojovsky

Matt Bazirgan

Joe Bommarito

Cole Hufnagel

Kevin Kelly

Jay Mandolesi

Brock Sunderland

Kathryn Smith

STAFF

ATHLETIC TRAINING

Head Athletic Trainer

John Mellody

Assistant Athletic Trainer

Joshua Koch

Assistant Athletic Trainer

David Zuffelato

Seasonal Intern, Athletic Training

Michael Arce

Seasonal Intern, Athletic Training

Jared Miller

BROADCASTING & MULTIMEDIA PRODUCTION

Senior Director, Broadcasting & Multimedia Production

Rich Gentile

Senior Producer, Broadcasting & Multimedia Production

Chris Ubbens

Senior Editor, Broadcasting & Multimedia Production

Chad Freeman

Editor, Broadcasting & Multimedia Production

James Castronuovo

Editor, Broadcasting & Multimedia Production

Justin Herrera

Producer, Broadcasting & Multimedia Production

Alex Darcey

Production Assistant, Broadcasting & Multimedia Production

Jason Lavine

COMMUNITY RELATIONS

Director, Community Relations

Jesse Linder

Coordinator, Community Relations

Charles Wande

COMMUNICATIONS & MARKETING

Director, Marketing & Communications

Jessica Ciccone

Director, Flight Crew

Denise Garvey

Senior Manager, Marketing

Kristin Connelly

Manager, Web Operations

Mike Ryan

Manager, Creative Services

Michael Scott

Coordinator, Communications

Laura Clemente

Assistant, Marketing & Communications

Alexandra Corrado

Assistant, Creative Services

Jose Rey

Seasonal Intern, Website Operations

Jesse Pierson

Seasonal Intern, Social Media

Samantha Stern

CORPORATE MARKETING & BUSINESS DEVELOPMENT

Senior Director, New Business Development

Jeff Fernandez

Director, Corporate Marketing & Business Development

Tracy Belmear

Director, Media Sales

Rick Rosenfelt

Manager, New Business Development

Andrew Agro

Account Executive, Digital Media

Ernest Burrell

CORPORATE PARTNERSHIPS

Senior Director, Corporate Partnerships

Jennifer Linn

Senior Manager, Corporate Partnerships

Jennifer Miceli

Senior Manager, Corporate Partnerships

Sandra Osipowitz

Manager, Corporate Partnerships

Kim Nash

Assistant, Corporate Partnerships

Stephanie Leach

CONSUMER SALES & SERVICE

Senior Director, Ticket Operations

Jeff Hecker

Director, Ticket Operations

Michele Spadavecchia

Ticket Service Representative

Sara Franckowiak

Ticket Service Representative

Taylor Worthington

Director, Suite Sales

Michael DeMartino

Director, Suite Sales

Mitch Hall

Director, Suite Sales

Lauren Kelly

Director, Suite Sales

Michelle McGee

Director, Suite Sales

Corey Norkin

Manager, Suite Sales

Alyssa Ferrucci

Director, Customer Service, Suite Partnerships

Jessica Gaffney

Coordinator, Customer Service, Suite Partnerships

Katherine Mohagen

Senior Director, Consumer Sales & Service

Larry Fitzpatrick

Director, Database Marketing & CRM

Russell Scibetti

Director, Consumer Sales & Service

Christie Landi

Senior Manager, Consumer Sales & Service

Michael Barrett

Manager, Group Sales

Andrea Pagnanelli

Manager, PSL Operations

Marc Philobos

STAFF DIRECTORY

Senior Account Executive

Sr. Account Executive
Account Executive
Account Executive
Account Executive
Account Executive
Account Executive
Account Executive
Account Executive
Account Executive

Account Executive, Group Sales
Account Executive, Group Sales

Manager, Client Relations
Manager, Client Relations
Client Relations Representative

Inside Sales Representative
Inside Sales Representative
Inside Sales Representative
Inside Sales Representative
Inside Sales Representative
Inside Sales Representative
Inside Sales Representative
Inside Sales Representative

EQUIPMENT

Director, Equipment
Manager, Equipment
Assistant Manager, Equipment
Assistant, Equipment
Seasonal Intern

EVENTS & GAME OPERATIONS

Senior Director, Events & Game Operations
Coordinator, Events & Game Operations
Coordinator, Events & Game Operations
Seasonal Intern

FINANCE

Director, Finance
Manager, Accounting
Administrator, Accounts Payable
Senior Manager, Finance
Administrative Assistant
Staff Accountant
Staff Accountant
Payroll Manager

GROUPS

Director, Fields & Grounds
Manager, Fields & Grounds
Assistant, Fields & Grounds

INFORMATION & TECHNOLOGY

Director, Network Services
Director, Application Development
Senior Manager, Network Services
Manager, IT Support
Application Developer
Audio/Visual Technician
Lead Application Developer

LEGAL/HUMAN RESOURCES

Director, Human Resources
Coordinator, Human Resources

MEDIA RELATIONS

Senior Director, Media Relations
Director, Public Relations
Manager, Media Relations
Coordinator, Media Relations
Seasonal Assistant, Media Relations
Seasonal Assistant, Media Relations
Seasonal Assistant, Media Relations

Brad Lockwood

Brian Wenzel
Sean Dugan
Guy Lepore
Robert Luciano
Christina Muller
Megan O'Connell
Drew Raub
Jason Solomon
Mary Cate Tallmadge
Michael Vanduyne

Brian Aiello
Samantha Davis

Jared Angelozzi
Nadege Pluviose
Lana Aleixo

Ryan Figurski
Heather Garces
Keith Massey
Terrence Mayrose
George Mihalos
Matthew Morris
Patrick Nickerson
Paul Spencer
Zachary Weissman

Gus Granneman
Vito Contento
Jim Gallione
Brendan Burger
Jonathan Sazo

Brian Mulligan
Jack Holmgren
Trish McLeod
Frank Giampaolo

Elaine Chen
Edward Feeley
Theresa Hunziker
John MacCarter
Christine Patterson
Jason Lalk
Peter Szilagyi
Kachana Wilder

Blake Hoerr
Matthew Henn
Collin Meyers

Steven Piazza
Paul Marsh
Donald Schnaars
Chris Miller
Greg Saunsen
Juan Bravo
Matt Capogrosso

Jessica Mandler
Lena Johnson

Bruce Speight
Jared Winley
Meghan Gilmore
Nick Filis
James Hallas
Taylor Jones
Katherine Moore

MERCHANDISING

Senior Director, Merchandising & Concessions

MEDICAL

Orthopedic Surgeon, Head Team Physician, Chairman of the Medical Department
Team Orthopedist
Team Orthopedist
Director of Internal Medicine
Associate Team Internist
Dentist
Chiropractor
Psychologist

OPERATIONS

Senior Director, Operations
Senior Manager, Operations
Manager, Operations
Seasonal Intern, Operations
Seasonal Intern, Operations

SECURITY & FACILITIES OPERATIONS

Manager, Facility Security
Security Supervisor
Sr. Security
Security
Security
Security
Security
Security
Security
Security
Security

Director, Facility Operations
Facility Technician
Facility Technician
Facility Technician
Facility Technician
Facility Technician

Manager, Mail & Office Services
Receptionist

VIDEO/FOOTBALL

Director, Video
Assistant Director, Video
Assistant, Video
Seasonal Intern, Video
Seasonal Intern, Video

WEBSITE/PUBLICATIONS

Director, Publications/Editor-in-Chief, newyorkjets.com
Director, Internet Programming/Senior Reporter
Team Photographer/Photo Manager
Seasonal Intern, Website

Chris Pierce

Dr. Ken Montgomery
Dr. Elliott Hershman
Dr. Andrew A. Willis
Dr. Damion Martins
Dr. David Tamres
John Carollo
Jason Levy
Sara Hickmann

Clay Hampton
Aaron Degerness
Rich Bedell
Dan Oliphant
Steve West

Tony Morell
Mike Neary
Clay Baldwin
Tracy Bennett
Bill Carroll
Dominick DiAndrea
Joe Gasco
Danny McNamara
Tom McCauley
Craig Perrelli
Joe Pizzi

Michael Lebet
Harvey Flatt
James Hadzimichalis
Thomas Loosse
Eugene Martel
Oswald Pierre

Robert Fanelli
Michelle Clifford

Tim Tubito
Ryan O'Heir
Sal Aiello
Ryan Darcey
Mike Giuliani


Randy Lange
Eric Allen
Al Pereira
John Holt

EXECUTIVE STAFF



NEW YORK JETS





CHAIRMAN & CEO

Woody JOHNSON

Robert Wood Johnson IV, a fourth-generation member of the founding family of Johnson & Johnson, the worldwide health care company, has built upon his family's proud legacy of achievement as a successful businessman, civic leader and compassionate philanthropist. He currently serves as Chairman and CEO of The Johnson Company Inc., a private investment management company.

As an owner of the New York Jets, Johnson continues his commitment to a culture of success built on three key elements: passionate players, supportive fans, and a new home field. His improvements to the franchise include: building a competitive team each season, a world-class training complex, and a 21st-century sports stadium. Under his leadership, the Jets posted eight winning seasons, appeared in 12 postseason games, played in two AFC championship games, and captured an AFC East title.

Johnson's philosophy of a successful team celebrates the crucial role of fans, as well as the significant role the team plays in enriching the greater community. In this spirit, the New York Jets Foundation funds programs such as Eat Right Move More to help teach children the importance of good health habits, enhance educational experiences, and support the region's disabled and disadvantaged residents.

Johnson serves as a Trustee Emeritus of the Robert Wood Johnson Foundation, the nation's largest philanthropic organization devoted exclusively to promoting health and advancing healthcare. The Foundation aims to prompt new public policy, inspire action from the private sector, and improve the delivery of the best health care to the most people.

Johnson's healthcare initiatives also include support for lupus research. In 1999, Johnson founded the Alliance for Lupus Research (ALR), an organization devoted exclusively to finding new methods to prevent, treat, and ultimately cure lupus. The ALR-funded International SLE Genetics Initiative recently uncovered several of the genes associated with lupus. ALR-funded research laid the foundation for development of 30% of all lupus drugs currently in the clinical-trial pipeline.

In Washington, D.C., Johnson has been a strong advocate for increased government spending for medical research. He helped initiate the campaign "The Only Remedy Is a Cure," transforming the Juvenile Diabetes Research Foundation (JDRF) from a small, non-profit group into the largest private medical entity focused on finding a cure for diabetes. Today he serves as Chairman of JDRF International.

Johnson is active in local philanthropy and civic affairs, serving as a director of Mayor Michael R. Bloomberg's Fund to Advance New York City and a board member of the National September 11 Memorial & Museum at the World Trade Center. He also lends his time and talents to the Council on Foreign Relations, and is an Honorary Trustee of the Wildlife Conservation Society.



PRESIDENT

EXPERIENCE:

NFL: 16TH / JETS: 1ST

Neil GLAT

Neil Glat is entering his first season with the Jets after being named president on April 11, 2012. Glat reports directly to Jets Chairman and CEO, Woody Johnson, and oversees all elements of business operations, including finance, stadium, marketing, sponsorship, legal, human resources, public affairs, merchandising, digital media, and broadcasting.

Prior to joining the Jets, Glat was the National Football League's senior vice president of corporate development. Glat headed a department responsible for league strategic initiatives, new business development, club business development, and stadium development. In addition, he oversaw the recently-approved NFL venture capital fund. Glat rejoined the NFL in 1997 after previously working at the NFL from 1991-92.

Glat has led deal teams and been actively involved in numerous league strategic initiatives. His work has involved team sales, secondary ticketing (including the negotiation of the league's deal with Ticketmaster and oversight of the NFL Ticket Exchange), consumer products (including new retail opportunities and video game deals with Electronic Arts), in-stadium digital media offerings, international, and youth football initiatives (including the launch of USA Football).

Glat's stadium development activities have included advancing the league's G-3 and G-4 stadium financing programs, negotiating an NFL investment in the Louisiana Superdome post-Hurricane Katrina and related lease amendments, and actively supporting the stadium efforts of numerous NFL clubs including the Jets and Giants home, MetLife Stadium. In addition, he was an integral part of the expansion processes for the Cleveland Browns, including the team sale to Al Lerner, and the Houston Texans, including the team sale to Bob McNair.

His club business development efforts entailed managing the league initiative to help grow revenues for all 32 NFL Clubs. This included putting an organizational team in place and identifying and executing specific growth opportunities and best practices in the areas of ticketing, sponsorship, and media.

A two-time selection for the *Street & Smith's Sports Business Journal* Forty Under 40 award, Glat has also worked as a management consultant at McKinsey & Company and as an investment banker at Dillon, Read & Co. Inc.

He received a J.D. from Harvard Law School after graduating with a degree in Economics from the Wharton School at the University of Pennsylvania. A native of Westchester, NY, he is married and has twin nine-year-old daughters.



EXECUTIVE VICE PRESIDENT/ GENERAL MANAGER

Massachusetts/Needham, MA

EXPERIENCE:

NFL: 19TH / JETS: 16TH

Mike TANNENBAUM

Since being named general manager of the New York Jets on Feb. 7, 2006, Mike Tannenbaum has led the Green & White to four winning seasons, three playoff entries, a quartet of postseason wins and two AFC Championship appearances. He added the title of executive vice president on June 17, 2008.

Tannenbaum reports directly to Jets Chairman and CEO Woody Johnson and is charged with establishing and implementing policies and practices. He is also involved in all areas of financial planning with respect to personnel decisions in the signing of free agents, the selection of players in the college draft, trades, waivers, and all other related football operations, including the coaching staff, supervising salary cap management, contract analysis, video and football technologies, equipment, training and medical personnel, as well as training camp and turf management.

Tannenbaum was originally hired by the Jets on Feb. 19, 1997, by Bill Parcells as the director of player contract negotiations. He paid his dues, learning from the likes of Parcells, Dick Haley and Terry Bradway for a decade while being involved in almost every conceivable type of transaction. After his first three seasons under Parcells and Haley, he added pro player development to his title in 2000. When Bradway was hired as general manager in 2001, Tannenbaum was promoted to assistant general manager/director of pro personnel. Before being elevated to the GM role, Tannenbaum served as the team's senior vice president, football operations/assistant general manager.

"Win for today, develop for tomorrow," an adage gleaned from Tannenbaum's upbringing and two decades spent in NFL front offices, is insight he has greatly relied upon in his approach to building the Jets.

Consistent with that philosophy, Tannenbaum put together two packages in 2009 to go up and draft two Jets starters, QB Mark Sanchez in the first round and RB Shonn Greene in the third round. He also snagged another starter, LG Matt Slauson, in the sixth round. Tannenbaum has constructed teams that have allowed Sanchez to become the fifth quarterback in the Super Bowl era to win 30 career games in his first three NFL seasons, including the

postseason. Sanchez is also one-of-four quarterbacks to reach 20 career wins through his first two seasons, including the postseason.

QBs with 30 Wins in First Three Seasons Including Postseason, in Super Bowl Era

Player	Years
Dan Marino	1983-1985
Ben Roethlisberger	2004-2006
Joe Flacco	2008-2010
Matt Ryan	2008-2010
Mark Sanchez	2009-2011

Under Tannenbaum, the Jets have successfully mined the draft for players that have started a combined total of 248 games. In 2012, *Forbes Magazine* ranked the Green & White as the second most efficient team in the draft from 2005-09.

Most Efficient NFL Teams in Drafting College Players (2005-2009)*

Team	Efficiency Score
Green Bay Packers	141.3
New York Jets	138.9
Dallas Cowboys	128.4
New Orleans Saints	126.1
Minnesota Vikings	120.2

*Source: *Forbes Magazine* (4.25.12)

His first draft in 2006 began with the selection of two offensive linemen, making the Jets the first team since the 1975 Rams to select two offensive linemen in the first round. Both LT D'Brickashaw Ferguson, chosen fourth overall, and C Nick Mangold, selected 29th overall, were named to various NFL All-Rookie teams and have since been named to multiple Pro Bowls. That draft class started 47 games in 2006 and helped the Jets advance to the first round of the NFL Playoffs with a record of 10-6 in Tannenbaum's first season at the helm, a six-win improvement from the 2005 campaign.

In Tannenbaum's second draft as GM, the Jets selected two invaluable additions to their defense. Using the trade

route once again, they moved up in rounds one and two to select CB Darrelle Revis and LB David Harris respectively. Both starters as rookies, Revis has quickly blossomed into a perennial All-Pro and Harris has emerged to become arguably one of the game's elite linebackers.

The 2011 draft generated an immediate impact when Tannenbaum selected first-rounder Muhammed Wilkerson, who started all 16 games on the defensive line during his rookie campaign. In the fifth round, the Jets chose WR Jeremy Kerley, whose presence was felt as a punt returner and slot receiver.

Whether it was the widely-acclaimed signing of future Hall-of-Famer Curtis Martin in 1998, signing four first-round picks, including DE Shaun Ellis in 2000, or trades for Pro Bowlers Thomas Jones in 2007, as well as Brett Farve and Kris Jenkins in 2008, Tannenbaum has grown from an administrator specializing in the salary cap to a GM who can evaluate personnel, negotiate contracts and lead an organization that has become known for aggressively exhausting all avenues to acquire players.

In 2008, the Jets led the league with seven Pro Bowl players (Alan Faneca, Favre, Jones, Jenkins, Mangold, Revis and Leon Washington), all of whom were acquired through trades, free agency or the draft since Tannenbaum assumed the GM role.

Following the 2009 season as a "Final Four" team, Tannenbaum and the Jets were constrained to sign an unrestricted free agent only after the loss of one of New York's own UFAs to another team. Intent on improving the Green & White despite this challenge, Tannenbaum traded for CB Antonio Cromartie, signed free agent RB LaDainian Tomlinson and returned to the trade route to acquire WR Santonio Holmes, before he dipped back into free agency to land then NFL active sack leader DE/LB Jason Taylor. The cost for a Pro-Bowl corner, a Hall-of-Fame RB, a Super Bowl MVP and a Hall-of-Fame pass rusher was a fifth-round pick in 2010 for Holmes and a second-round selection in 2011 for Cromartie.

Before coming to the Jets, the Needham, MA native served with Cleveland in 1995 and New Orleans in 1996, spending both seasons as a player personnel assistant. He worked as an intern with the Pittsfield (NY) Mets of the New York-Penn League (Class-A) in 1991 before moving on to Tulane Law School, where he graduated Cum Laude and earned his certificate in sports law while interning with the Saints.

Selected to the NFL General Managers Advisory Commit-

tee in 2008, Tannenbaum was also appointed to the Board of Directors of the Sports Lawyers Association in the same year and serves as a member of the American Bar Association in the Sports and Entertainment division. He earned his degree in accounting from the University of Massachusetts and is a graduate of Needham (MA) HS.

Tannenbaum is a longtime supporter of numerous charitable endeavors and has served as a chairman for the Alliance of Lupus Research's Walk. Currently, he serves on the Board of Directors at the Somerset Hills YMCA in Basking Ridge, NJ. Born in New York City, Tannenbaum and his wife, Michelle, reside in New Jersey with their daughter and son.

CAREER AT A GLANCE:

Years	Team/School	Position
1994	New Orleans Saints	Intern
1995	Cleveland Browns	Player Personnel Asst.
1996	New Orleans Saints	Player Personnel Asst.
1997-99	New York Jets	Director of Player Contracts
2000	New York Jets	Director Pro Player Development/Player Contracts
2001-03	New York Jets	Asst. GM/Director of Pro Personnel
2004-05	New York Jets	Asst. GM/Senior VP, Football Operations
2006-07	New York Jets	General Manager
2008-	New York Jets	Executive VP/GM

TANNENBAUM'S NOTEWORTHY TRADES

4/27/12

DRAFT DAY TRADE:

Stephen Hill

Jets Receive:

2012 2ND Round Pick
(#43 – Stephen Hill, WR)

Seahawks Receive:

2012 2ND Round Pick
(#47 – Bobby Wagner, LB)
2012 5TH Round Pick
(#154 – Korey Toomer, LB)
2012 7TH Round Pick
(#232 – Greg Scruggs, DE)

3/26/12

TIM TEBOW TRADE

Jets Receive:

QB Tim Tebow
2012 7TH Round Pick
(#232 – Greg Scruggs, DE)
• Pick used as part of the draft day trade for Stephen Hill

Broncos Receive:

2012 4TH Round Pick
(#108 – Philip Blake, C)
2012 6TH Round Pick
(#188 – Danny Trevathan, LB)

9/3/11

CALEB SCHLAUDERAFF TRADE

Jets Receive:

OL Caleb Schlauderaff

Packers Receive:

2012 7TH Round Pick
(#224 – Alfonso Dennard, CB)
• One of three picks traded to NE to move into 5TH Round

4/30/11

DRAFT DAY TRADE:

Jeremy Kerley/Scotty McKnight

Jets Receive:

2011 5TH Round Pick
(#153 – Jeremy Kerley, WR)
2011 7TH Round Pick
(#227 – Scotty McKnight, WR)

Eagles Receive:

2011 5TH Round Pick
(#161 – Julian Vandervelde, G)
2011 6TH Round Pick
(#194 – Markell Carter, LB)

4/24/10

DRAFT DAY TRADE:

John Conner /

LEON WASHINGTON

Jets Receive:

2010 5TH Round Pick
(#139 – John Conner, FB)

Seahawks Receive:

RB Leon Washington
2010 7TH Round Pick
(#236 – David Dexter, DE)

4/24/10

DRAFT DAY TRADE:

Joe McKnight

Jets Receive:

2010 4TH Round Pick
(#112 – Joe McKnight, RB)

Panthers Receive:

2010 4TH Round Pick
(#124 – Eric Norwood, LB)
2010 6TH Round Pick
(#198 – David Gettis, WR)

4/12/10

SANTONIO HOLMES TRADE

Jets Receive:

WR Santonio Holmes

Steelers Receive:

2010 5TH Round Pick
(#155 – John Skelton, QB)
• Pick traded to ARZ for CB Bryant McFadden and 2010 6TH Round Pick (#195 – Antonio Brown, WR)

3/7/10

KERRY RHODES TRADE

Jets Receive:

2010 4TH Round Pick
(#124 – Eric Norwood, LB)
• Pick traded to CAR to move up and select RB Joe McKnight
2011 7TH Round Pick
Cardinals Receive:
S Kerry Rhodes

3/5/10

ANTONIO CROMARTIE TRADE

Jets Receive:

CB Antonio Cromartie

Chargers Receive:

2011 Conditional Pick

10/7/09

BRAYLON EDWARDS TRADE

Jets Receive:

WR Braylon Edwards

Browns Receive:

2010 3RD Round Pick
(#92 – Shawn Lauvao, T)
2010 5TH Round Pick
(#160 – Larry Asante, S)
WR Chansi Stuckey
LB Jason Trusnik

4/26/09

DRAFT DAY TRADE:

Shonn Greene

Jets Receive:

2009 3RD Round Pick
(#65 – Shonn Greene, RB)

Lions Receive:

2009 3RD Round Pick
(#76 – DeAndre Levy, LB)
2009 4TH Round Pick
(#115 – Sammie Lee Hill, DT)
2009 7TH Round Pick
(#228 – Lydon Murtha, T)

4/25/09

DRAFT DAY TRADE:

Mark Sanchez

Jets Receive:

2009 1ST Round Pick
(#5 – Mark Sanchez, QB)

Browns Receive:

2009 1ST Round Pick
(#17 – Josh Freeman, QB)
• Pick was later traded to TB for 2009 1ST Round Pick (#19 – Jeremy Maclin, WR) and 2009 6TH Round Pick (#191 – Coye Francies, CB) –
2009 1ST Round Pick (#19) was later traded for 2009 1ST Round Pick (#21 – Alex Mack, C) and 2009 6TH Round Pick (#195 – James Davis, RB)
2009 2ND Round Pick
(#52 – David Veikune, LB)
DE Kenyon Coleman
S Abram Elam
QB Brett Ratliff

8/7/08

BRETT FAVRE TRADE

Jets Receive:

QB Brett Favre

Packers Receive:

2009 3RD Round Pick
(#83 – Brandon Tate, WR)
• Pick was traded to NE w/ 2009 2ND Round Pick and additional 2009 3RD Round Pick for 2009 1ST Round Pick (#26 – Clay Matthews, OLB)

4/27/08

DRAFT DAY TRADE:

Dwight Lowery

Jets Receive:

2008 4TH Round Pick
(#113 – Dwight Lowery, CB)
2008 5TH Round Pick
(#162 – Erik Ainge, QB)
Packers Receive:
2008 4TH Round Pick
(#102 – Jeremy Thompson, DE)

4/26/08

DRAFT DAY TRADE:

Dustin Keller

Jets Receive:

2008 1ST Round Pick
(#30 – Dustin Keller, TE)
Packers Receive:
2008 2ND Round Pick
(#36 – Jordy Nelson, WR)
2008 4TH Round Pick
(#113 – Dwight Lowery, CB)
• Reacquired by the Jets in a later trade

2/29/08

KRIS JENKINS TRADE

Jets Receive:

NT Kris Jenkins

Panthers Receive:

2008 3RD Round Pick
(#67 – Charles Godfrey, S)
2008 5TH Round Pick
(#141 – Gary Barridge, TE)

2/29/08

JONATHAN VILMA TRADE

Jets Receive:

2008 4TH Round Pick
(#113 – Dwight Lowery, CB)
• Pick was traded in the deal for TE Dustin Keller and latter reacquired in the trade for DE Jeremy Thompson
2009 3RD Round Pick
(#76 – DeAndre Levy, LB)
• Pick was sent to DET as part of 2009 Draft Day Trade for RB Shonn Greene
Saints Receive:
LB Jonathan Vilma
2009 4TH Round Pick
(#118 – Stanley Arnoux, LB)

8/23/07

PETE KENDALL TRADE

Jets Receive:

2009 4TH Round Pick
(#115 – Sammie Lee Hill, DT)
• Pick was sent to DET as part of 2009 Draft Day Trade for RB Shonn Greene
Redskins Receive:
G Pete Kendall

4/28/07

DRAFT DAY TRADE:

David Harris

Jets Receive:

2007 2ND Round Pick
(#47 – David Harris, LB)
2007 7TH Round Pick
(#235 – Chansi Stuckey, WR)
Packers Receive:
2007 2ND Round Pick
(#63 – Brandon Jackson, RB)
2007 3RD Round Pick
(#89 – Aaron Rouse, S)
2007 6TH Round Pick
(#191 – Korey Hall, FB)

4/28/07

DRAFT DAY TRADE:

Darrelle Revis

Jets Receive:

2007 1ST Round Pick
(#14 – Darrelle Revis, CB)
2007 6TH Round Pick
(#191 – Korey Hall, FB)
• Pick was traded to GB in the trade for LB David Harris
Panthers Receive:
2007 1ST Round Pick
(#25 – Jon Beason, LB)
2007 2ND Round Pick
(#59 – Ryan Kalil, C)
2007 5TH Round Pick
(#164 – Tim Shaw, LB)

3/6/07

THOMAS JONES TRADE

Jets Receive:

RB Thomas Jones
2007 2ND Round Pick
(#63 – Brandon Jackson, RB)
• Traded to GB in David Harris trade
Bear Receive:
2007 2ND Round Pick
(#37 – Eric Weddle, S)
• Traded to SD for:
• 2007 2ND Round Pick
(#62 – Dan Bazuin, DE)
• 2007 3RD Round Pick
(#93 – Garrett Wolfe, RB)
• 2007 5TH Round Pick
(#167 – Kevin Payne, S)
• 2008 3RD Round Pick
(#90 – Marcus Harrison, DT)

4/29/06

DRAFT DAY TRADE:

Rocky McIntosh

Jets Receive:

2006 2ND Round Pick
(#53 – Anthony Fasano, TE)
• Pick traded to DAL in QB Kellen Clemens trade
2006 6TH Round Pick
(#189 – Drew Coleman, CB)
• Pick traded to DAL and later reacquired
2007 2ND Round Pick
(#37 – Eric Weddle, S)
• Pick traded to CHI for RB Thomas Jones
Redskins Receive:
2006 2ND Round Pick
(#35 – Rocky McIntosh, LB)

3/22/06

JOHN ABRAHAM TRADE

Jets Receive:

2006 1ST Round Pick
(#29 – Nick Mangold, C) –
(from DEN)
Broncos Receive:
2006 1ST Round Pick
(#15 – Tye Hill, CB) – (from ATL)
• Pick traded to SL for 2006 1ST Round Pick (#11 – Jay Cutler, QB)
Falcons Receive:
DE John Abraham – (from NYJ)
2006 3RD Round Pick
(#93 – Dominique Byrd, TE) –
(from DEN)
• Pick traded to GB
2007 4TH Round Pick
(#121 – Marcus Thomas, DT) –



CHIEF FINANCIAL OFFICER

EXPERIENCE:

NFL: 3RD / JETS: 3RD

Brian **FRIEDMAN**



Brian Friedman is in his third year with the New York Jets and his third year in the NFL. He is responsible for all financial planning and daily accounting operations for the team, financial oversight of the team's interests in MetLife Stadium and all internal and external reporting to the NFL and various other agencies. In addition he oversees information technology and practice facility operations.

Prior to joining the Jets, Friedman was the chief financial officer of Blissworld, LLC, the owner and operator of Bliss spas and seller of a full line of skin care products. At Bliss, he was responsible for all financial operations and new business development. Before joining Bliss, he was the se-

nior director of finance for the Columbia House Company and prior to that held several finance roles of increasing responsibility at Polo Ralph Lauren. Friedman began his career at Price Waterhouse and is a certified public accountant.

Friedman has a degree in Economics and Business Management from Cornell University and an MBA from Columbia University. He lives in Monmouth County, NJ with his wife, Diane, and their three children, Alexa, Matthew and Jenna.



SENIOR VICE PRESIDENT, CORPORATE SALES, MARKETING AND STADIUM DEVELOPMENT

EXPERIENCE:

NFL: 17TH / JETS: 17TH

Marc **RICCIO**

Marc Riccio is entering his 17th season with the New York Jets and his first season as senior vice president, corporate sales, marketing and stadium development. Riccio was elevated to this position in January of 2012 after seven seasons as vice president, corporate sales. Riccio directs the corporate sales/business development group, the corporate partnership department, the merchandise division and heads up the Jets' efforts to drive MetLife Stadium partnerships and new business development. Riccio is also responsible for the Jets special events, gameday operations, and multimedia production departments.

Under Riccio's direction, the corporate sales/business development group is responsible for all advertising and sponsorship revenue. During his leadership, the department has registered an 18% annualized growth rate. The corporate partnership department manages the multiple executions and fan engagement platforms for all of these partnerships. Consistently recognized for their high level of service, these departments work with national and regional businesses to create and execute platforms across all Jets assets, including but not limited to TV, radio, print, stadium signage and entitlements, digital and social media, special events, premium hospitality and in-market consumer promotions. Developing new stadium partnerships has been a major focus for Riccio and his department for the past four years. Also under Riccio, the Jets' merchandise business has grown from an operation operating in the red, to one operating in the black, with strong growth. The Jetsshop portfolio features a retail store in Manhattan, a MetLife Stadium team store business, as well as catalog and internet sales channels.

Recently Riccio added Jets special events, gameday operations, and multimedia production to his responsibilities. The events and gameday operations group manages and brings to life the many important fan facing activities in the NY/NJ market. Most noticeably is the multifaceted day of game production at MetLife Stadium. The multimedia group creates, edits, writes, and produces Emmy award winning Jets TV shows and video production for newyorkjets.com.

Earlier in Riccio's Jets tenure, he was senior director, marketing and business development, where he was responsible for corporate sponsorship and advertising sales. He also spent five seasons as the director, marketing and senior marketing manager, respectively. Before joining the Jets, Riccio served as the director, marketing and development for intercollegiate athletics at Hofstra University. During his seven years at Hofstra, he developed athletic marketing, sponsorship and fundraising programs.

A native of Canandaigua, NY, he holds a bachelor's degree in communications arts, television broadcasting and a Master of Business Administration in marketing from Hofstra University, along with a Juris Doctor from St. John's University School of Law. Riccio has three children, Tyler, Ryan, and Jillian. He resides in Long Beach, NY.



SENIOR VICE PRESIDENT, CONSUMER SALES & SERVICES

EXPERIENCE:

NFL: 7TH / JETS: 4TH

Robert SULLIVAN

Rob Sullivan is entering his seventh season in the NFL, fourth with the Jets and first as senior vice president, consumer and premium sales & service. Sullivan was elevated to this position in January of 2012 after three seasons as vice president, consumer sales and service. Sullivan was responsible for the relocation process from the Meadowlands to the MetLife Stadium and in his role oversees all ticket and suite sales as well as the customer service team for all season ticket holders. He built a consumer sales and service team to execute the seat relocation and sales process, as well as foster a culture of customer service. Sullivan's responsibilities also include database marketing, box office and PSL operations.

Prior to joining the Jets, Sullivan was the senior director of consumer sales and marketing for the Oakland Raiders. Before working with the Raiders, Sullivan was the vice president, sales and service at Maloof Sports and Entertainment managing the season ticket renewals and new business acquisition process for the Sacramento Kings (NBA) and the Sacramento Monarchs (WNBA). Prior to that, Sullivan spent nine years in Major League Baseball with the San Francisco Giants as the director, sales and marketing, leading a sales and service team responsible for selling charter seat licenses and luxury suites for the new home of the Giants, AT&T Park. Sullivan resides in New Jersey.



**VICE PRESIDENT,
MARKETING AND BUSINESS
DEVELOPMENT**

EXPERIENCE:

NFL: 11TH / JETS: 11TH

Bob BRENNFLECK



Bob Brennfleck is entering his 11th season with the Jets. He is responsible for managing and expanding revenues within the Jets media programming, specifically radio, television and digital. Prior to coming to the Jets, Brennfleck served as the senior vice president of business operations and chief marketing officer for the New York

Islanders. He earned a bachelor's degree from the University of Richmond and also has a master's degree in sport management. Brennfleck and his wife Karen have three sons: Ryan, Andrew, and Justin.



VICE PRESIDENT, BUSINESS & LEGAL AFFAIRS

EXPERIENCE:

NFL: 11TH / JETS: 11TH

Hymie ELHAI

Hymie Elhai is entering his 11th season with the Jets and first as vice president, business and legal affairs. Elhai was elevated to this position in 2009 after two years as associate counsel and director of legal affairs. Elhai was hired full-time in 2002 as the manager of legal affairs and business development after beginning his career at the Jets as an intern in the summer of 2000.

In his current capacity, Elhai is responsible for team sponsorship, licensing, event, new media, production and broadcasting agreements, while also ensuring team compliance with NFL regulations and policies related to corpo-

rate sponsorship, licensing and advising on relevant corporate legal issues. He recently added human resources and community relations to his areas of responsibility. Also, Elhai has been involved in strategic planning and legal affairs for MetLife Stadium and the Atlantic Health Jets Training Center.

A graduate of the Rutgers University School of Law-Newark and The Johns Hopkins University, where he played football and baseball, Elhai resides in Hoboken, NJ.



SENIOR VICE PRESIDENT, SECURITY AND FACILITY OPERATIONS

EXPERIENCE:

NFL: 9TH / JETS: 9TH

Robert Mastroddi is entering his ninth season with the New York Jets. He currently serves as the senior vice president of security and facility operations.

Mastroddi is responsible for the selection, training and supervision of both the security and facility operations staffs at the Atlantic Health Jets Training Center. Additionally, he handles the development and implementation of policies and procedures necessary for safe and efficient operations. Mastroddi is also in charge of the analysis and evaluation of the facilities infrastructure in order to identify maintenance and renovation issues.

Mastroddi works collaboratively with his security and public safety partners at both MetLife Stadium and the Atlantic Health Jets Training Center in order to maintain effective emergency operations and business continuity plans. These are developed utilizing a comprehensive risk assessment approach with a focus on preparedness, mitigation, response and recovery. The goal of the plans is to reduce risk and facilitate the appropriate responses during both non-emergency situations and critical incidents. Mastroddi has been instrumental in the planning and execution of several large-scale mutual aid training exercises at both facilities, designed to test the effectiveness of these plans.

Prior to joining the Jets, Mastroddi served 20 years with the New York Police Department. In 2002, he was designated security liaison for the governor of New York, where he provided and maintained all personal security functions for Governor George Pataki in New York City. From 1999-2002 and subsequent to 9/11, Mastroddi served as director of security and intelligence for the Office of Emergency Management (OEM). At the OEM, he was assigned the task of assisting in the establishment of site security operations for the local and federal command centers, where he oversaw the daily operations of a large security detail comprised of law enforcement officers from across the nation. He also closely assisted the OEM commissioner with all interagency response operations associated with the crash of American Airlines Flight 587 and the anthrax attack on several media outlets the same year. Furthermore, Mastroddi served as the liaison between federal, state and local law enforcement agencies regarding intelligence gathering and directed security operations during city-wide emergencies and interagency drills.

He and his wife, Kim, have a daughter, Larissa, and a son, R.J.



VICE PRESIDENT, INFORMATION TECHNOLOGY

EXPERIENCE:

NFL: 14TH / JETS: 14TH

Tom MURPHY

Tom Murphy is entering his 14th season with the Jets and first as the vice president of information technology. Murphy served the previous six seasons as senior director of IT.

During his tenure, Murphy has helped the Jets make three significant moves: one in 2008 to the Atlantic Health Jets Training Center, one in 2009 to their new training camp home at SUNY Cortland, and the most recent in 2010 to the New Meadowlands Stadium. He served as the Jets' technology liaison during the construction of the New Meadowlands Stadium and developed solutions to aggregate several pieces of data throughout the Stadium into a consolidated platform, as well as insuring the Jets' in-game technology needs were reached. When the Jets relocated their training camp location to SUNY Cortland, Murphy and his staff seamlessly transitioned the team's network infrastructure to the school's facilities and back to the Atlantic Health Jets Training Center, a process which they repeated for the 2010 season. During the team's transition from their old home on the campus of Hofstra

University to the Atlantic Health Jets Training Center, Murphy oversaw the Jets' information technology transition, which included relocating computer, network and phone systems while developing cutting edge software systems for Scouting, Coaching and Football Administration.

Murphy, who oversees all aspects of Jets IT, works with a staff that includes: Steven Piazza, Director of Network Services, Paul Marsh, Director of Application Development, Juan Bravo, Audio/Visual Technician, Matt Capogrosso, Lead Software Engineer, Greg Saunsen, Software Engineer, Donald Schnaars, Manager of Network Support and Chris Miller, Manager Desktop Support . Together, the IT department builds all in-house applications and manages the network support infrastructure, as well as operates the system help desk and assists visiting television and radio crews during live remotes at the facility.

Born and raised in Island Park, NY, Murphy and his wife, Beth, have a daughter, Marie Elizabeth, and a son, Thomas Harrison.



VICE PRESIDENT, SECURITY

EXPERIENCE:

NFL: 16TH / JETS: 16TH

Steve YARNELL



Steve Yarnell is in his 16th season with the Jets and sixth season as the Vice President, Security. He joined the Jets after serving as a Special Agent with the Federal Bureau of Investigation (FBI) in the FBI's New York Office. In his current position, Yarnell directs security at training camp, all home and away games, and provides valuable assistance to the General Manager and Head Coach during the period prior to the NFL Draft with regard to draft-eligible players. He also acts as the Jets' liaison for security-related matters with the NFL, federal, state and local law enforcement agencies.

While with the FBI, Yarnell worked on criminal and terrorism matters, including the investigation of the 1993 World Trade Center bombing, the crash of TWA Flight 800 and in 1995 was responsible for the security of the then highest-paid terrorism informant in the history of the FBI while serving in the National Security Division from 1980-1997.

He organized the New York Giants' team security during the 1991 playoffs and Super Bowl XXV, at which time there was a heightened threat of terrorism due to the impending war in the Persian Gulf. Yarnell also managed the security for the New England Patriots at Super Bowl XXXI.

Yarnell was a three-year letterman in football at the U.S. Military Academy at West Point (Army), where he was coached by then-Army assistant Bill Parcells. He graduated with a Bachelor of Science degree and was commissioned an officer in the Infantry. He is also an honor graduate of the U.S. Army's Ranger School and Airborne School.

Yarnell, raised in Key Biscayne, FL, was named "Citizen of the Year" by the New York State Police in April, 2004. He and his wife, Jane, reside in Westfield, NJ.

COACHES



N E W Y O R K J E T S





HEAD COACH

SW OKLAHOMA/ARDMORE, OK
HIRED: JANUARY 21, 2009

EXPERIENCE:

NFL: 16TH / JETS: 4TH

Rex RYAN

Following a season that he termed “hurtful” and “extremely painful,” Jets Head Coach Rex Ryan knew he needed to change a change back to the coach he’s always been. Advice from those he respects led Ryan to try to approach his role in the manner of a “traditional” head coach.

“I tried to improve, and the ways that I looked at improving might not have been the best thing for me,” said Ryan, using his disappointment as motivation. “I think that is probably what I learned. I might not be a coach that is cut in a certain mold. I might not be like 31 other head coaches, but that’s ok. I have to be myself. I need to be in the locker room. I need to be around more, be involved more in the day-to-day, like right there in the meeting rooms and everything else, and that’s what I plan on doing. I’ve always had a cohesive unit when I was in charge of the unit, but as a football team, I thought what gave us a huge advantage the first two years was how close our football team was. I misjudged it this year. I’ve taken full responsibility for that and that will not happen in 2012.”

That “huge advantage” is what Ryan has used to lead the Jets to unprecedented success as a franchise. With back-to-back appearances in the AFC Championship in his first two seasons as a head coach, Ryan became only the second coach in league history to accomplish the feat after inheriting a team that had not reached the playoffs in the previous season. Including the playoffs, Ryan has guided the Jets to a 32-22 record (.592), the second highest winning percentage in team history for a head coach, trailing only Bill Parcells (30-20, .600).

Offensively, Ryan’s Jets have taken a ground-and-pound mentality, averaging 142.1 yards per game from 2009-11 to lead the NFL in that category and, last season, the group led the league in red zone efficiency after ranking 30th the season before. This mindset will continue through the 2012 season with the addition of Tony Sparano as offensive coordinator.

On the other side of the ball, Ryan and Defensive Coordinator Mike Pettine, have combined for an impressive run as the Jets defense has finished first, third, and fifth in the NFL in yardage allowed from 2009-11 – the first time since the 1970 merger that the Jets have had a top-five defense in three consecutive seasons. Additionally, the defense holds top five rankings in passing defense (1st), first downs allowed (1st), opponents’ third-down percentage (1st), total defense (2nd) and points allowed (5th).

In 2010, the team delivered a successful regular season, finishing 11-5 and earning a playoff spot. Once again, Ryan and the Jets would be tested with the task of winning all of their playoff games on the road. The Jets were able to avenge their AFC Championship loss to the Colts the previous season with a 17-16 victory, punching a ticket to play the New England Patriots in the Divisional Round. The Jets defense led the charge against the Patriots, forcing two fumbles, and inducing a Tom Brady interception. Mark Sanchez and the offense kept the

pace, with Sanchez tossing three touchdowns as the rushing offense produced a combined 120 yards on the ground to secure the victory. The next week, the Jets traveled to Pittsburgh to take on the Steelers in the 2010 AFC Championship. For the second straight season, the team fell short of its Super Bowl aspirations as it lost to the Steelers 24-19.



AFFECTING THE QUARTERBACK

The Jets affect quarterbacks in more ways than just sacks. Since 2009, the Jets rank first in the NFL in opponents’ completion percentage (52.2%) and opponents’ passer rating (68.7).

2011:

Twelve different Jets combined for 35 sacks, 15 less than the NFL-leading Eagles and Vikings with 50.

- 69.6 passer rating - third in NFL
- 54.2 completion percentage - fourth in NFL

2010:

Fourteen different Jets combined for 40 sacks, eight less than the NFL-leading Steelers with 48.

- 77.1 passer rating – sixth in NFL
- 50.7 completion percentage – best in NFL

2009:

Ten different Jets combined for 32 sacks, 16 less than the NFL-leading Vikings with 48.

- 58.8 passer rating – best in NFL.
- 51.7 completion percentage – best in NFL.
- 8 TD passes allowed – best in NFL.

Named the 15th full-time head coach of the New York Jets on January 19, 2009, Ryan’s impact was immediately felt when he improved a defense that ranked 16th in 2008 into the best in the NFL for total defense and led the league in seven different categories. The team’s success came the hard way as the Jets became the second team to ever win two playoff games with a rookie quarterback (Mark Sanchez) at the helm. To make the challenge harder, the playoff games came on the road as Ryan and the Jets delivered two wins at Cincinnati and San Diego before the team’s run ended at Indianapolis in the AFC Championship.

Before landing into the spotlight as head coach of the Jets, Ryan spent 10 seasons in Baltimore. From 1999-08, the Ravens ranked first in the NFL in fewest points allowed (17.1 per game), fewest rushing yards allowed (87.3 per game), most shutouts (9), most takeaways (337), most interceptions (212), most interceptions returned for touchdowns (29) and third-down conversion defense (33.9 percent). They also ranked second in total defense (280.7 ypg) and fourth in sacks (416) in that span.

Ryan began his Baltimore career as the defensive line coach for Brian Billick in 1999, when the Ravens defense finished second in the NFL in

total defense and second against the run. In 2000, the defense allowed the fewest points in a 16-game season in NFL history (165) en route to winning Super Bowl XXXV.

Ryan was promoted to defensive coordinator in 2005. During his four seasons in that role, the Ravens finished fifth (2005), first (2006), sixth (2007) and second (2008) in total defense. In 2006, the "D" allowed only 201 points and 264 yards per game and Ryan was named NFL Assistant Coach of the Year by *Pro Football Weekly* and the Pro Football Writers Association.

In 2008, new Baltimore head coach John Harbaugh named Ryan assistant head coach/defensive coordinator. That season the Ravens defense led the league with 34 takeaways, 26 interceptions, a 60.6 opponents' passer rating, and four rushing TDs allowed.

Prior to joining the Ravens, Ryan was a defensive coordinator in college at Oklahoma (1998) and Cincinnati (1996-97). His first NFL coaching stint was with Arizona under father Buddy Ryan, when he oversaw the Cardinals' defensive line in 1994 and linebackers in 1995 (on the same staff with his twin brother, Rob, now the Dallas Cowboys defensive coordinator). Rex also coached at Morehead State (1990-93), New Mexico Highlands (1989) and Eastern Kentucky (1987-88).

Before Ryan became a coach himself, he had a chance to see some great defense up close and personal. Buddy brought him along to practices when he became the Jets defensive line coach for the 1968 season — the Jets' Super Bowl III season, of course. Rex then watched his dad coach the 1985 Chicago Bears. He was a ballboy for those Bears teams early in his father's tenure as the defensive coordinator. He left for college during the 1985 season, but was on the sidelines during Super Bowl XX, when the Bears finished their 18-1 run with a 46-10 victory over New England and Buddy was carried off on his defenders' shoulders.

Ryan, 49, graduated from Stevenson IL (HS) in Prairie View, IL, and played football at SW Oklahoma State, where he earned his bachelor's degree in physical education in 1986. Ryan earned his master's degree in physical education at Eastern Kentucky in 1988.

Ryan was born in Ardmore, OK. He and his wife, Michelle, have two sons, Payton, named for Walter Payton, and Seth.

NY 100-YARD RUSHERS VS. REX-LED DEFENSES (24)

Since 2000, defenses that Rex Ryan has worked with have allowed only 24 100-yard rushers.

Player	Date	Tm	Att	Yds	Avg	TD
Darren McFadden	9/25/11	OAK	19	171	9.0	2
Domanick Williams	12/4/2005	Hst	29	155	5.3	0
Fred Taylor	10/20/2002	Jax	25	151	6	1
BenJarvus Green-Ellis	10/9/11	NE	27	136	5	2
Thomas Jones	10/23/2005	Chi	25	139	5.6	0
Corey Dillon	12/23/2001	Cin	24	127	5.3	0
Deuce McAllister	12/8/2002	NO	32	127	4	3
Priest Holmes	10/4/2004	KC	33	125	3.8	2
Corey Dillon	11/28/2004	NE	30	123	4.1	1
Maurice Jones-Drew	11/15/2009	Jax	24	123	5.1	1
Larry Johnson	12/10/2006	KC	23	120	5.2	0
Curtis Martin	11/14/2004	NYJ	28	119	4.3	2
Jerome Bettis	12/26/2004	Pit	27	117	4.3	0
Rudi Johnson	11/27/2005	Cin	27	114	4.2	2
Matt Forte	12/26/2010	Chi	26	113	5.9	1
Travis Henry	11/12/2006	Ten	27	107	4	1
Greg Jones	11/13/2005	Jax	25	106	4.2	1
LaDainian Tomlinson	9/21/2003	SD	23	105	4.6	1
Ricky Williams	11/16/2003	Mia	36	105	2.9	0
Amos Zereoue	12/29/2002	Pit	26	104	4	2
LeSean McCoy	12/18/2011	Phi	18	102	5.7	3
Corey Dillon	11/10/2002	Cin	21	102	4.9	0
Ricky Williams	11/17/2002	Mia	26	102	3.9	2
Roy Helu	12/04/2011	Was	23	100	4.3	1

FOOTBALL CAREER:

(NFL - 14 SEASONS; COLLEGE - 10 SEASONS)

Years	Team/School	Position
1987-88:	Eastern Kentucky (Head Coach Roy Kidd)	Defensive Ends
1989:	New Mexico Highlands (Head Coach George Martinez)	Assistant Head Coach/Defensive Coordinator
1990-93:	Morehead State (Head Coach Cole Proctor)	Defensive Coordinator
1994-95:	Arizona Cardinals (Head Coach Buddy Ryan)	1994, Defensive Line, 1995, Linebackers
1996-97:	Cincinnati (Head Coach Rick Minter)	Defensive Coordinator
1998:	Oklahoma (Head Coach John Blake)	Defensive Coordinator
1999-08:	Baltimore Ravens (Head Coach Brian Billick 1999-07; John Harbaugh 2008)	1999-2004, Defensive Line, 2005-07, Defensive Coordinator, 2008, Assistant Head Coach/Defensive Coordinator
2009-:	New York Jets	Head Coach



ALL-TIME JETS HEAD COACHES RECORDS

Coach	Years	Seasons	Regular Season				Postseason			Total Wins			
			W	L	T	Pct.	W	L	Pct.	W	L	T	Pct.
Bill Parcells	1997-99	3	29	19	0	60.4%	1	1	50.0%	30	20	0	60.0%
Rex Ryan	2009-11	3	28	20	0	58.3%	4	2	66.7%	32	22	0	59.3%
Al Groh	2000	1	9	7	0	56.3%	-	-	-	9	7	0	56.3%
Sammy Baugh	1960-61	2	14	14	0	50.0%	-	-	-	14	14	0	50.0%
Weeb Ewbank	1963-73	11	71	77	6	48.1%	2	1	66.7%	73	78	6	48.4%
Herm Edwards	2001-05	5	39	41	0	48.8%	2	3	40.0%	41	44	0	48.2%
Joe Walton	1983-89	7	53	57	1	48.2%	1	2	33.3%	54	59	1	47.8%
Eric Mangini	2006-08	3	23	25	0	47.9%	0	1	0.0%	23	26	0	46.9%
Walt Michaels	1977-82	6	39	47	1	45.4%	2	2	50.0%	41	49	1	45.6%
Bruce Coslet	1990-93	4	26	38	0	40.6%	0	1	0.0%	26	39	0	40.0%
Pete Carroll	1994	1	6	10	0	37.5%	-	-	-	6	10	0	37.5%
Clyde "Bulldog" Turner	1962	1	5	9	0	35.7%	-	-	-	5	9	0	35.7%
Charlie Winner	1974-95	2	10	18	0	35.7%	-	-	-	10	18	0	35.7%
Lou Holtz*	1976	1	3	10	0	23.1%	-	-	-	3	10	0	23.1%
Rich Kotite	1995-96	2	4	28	0	12.5%	-	-	-	4	28	0	12.5%

*Departed with one game left in the season; Mike Holovak named interim coach (0-1)



DEFENSIVELY UNMATCHED

Since becoming the defensive coordinator with BLT prior to the start of the 2005 season, Coach Ryan has posted elite defensive numbers in every major defensive category. Adding his numbers at BLT from 2005-08 to the Jets defensive numbers in his first two seasons as a head coach, Ryan ranks first in total defense, passing defense, and third-down conversion percentage defense. His units rank third in scoring defense and fourth in take-aways and rushing defense.

Ryan's Defensive Totals and Rankings From 2005-11:

Rank	Team	Total Defense (Game)	Rank	Team	Passing Defense (Game)
1	Pittsburgh Steelers	277.4	1	Rex Ryan	190.1
2	Rex Ryan	281.0	2	Pittsburgh Steelers	192.1
3	Baltimore Ravens	288.5	3	New York Jets	194.4
4	New York Jets	308.2	4	Indianapolis Colts	195.9
5	Philadelphia Eagles	316.0	5	Tampa Bay Buccaneers	199.6
Rank	Team	Scoring Defense (Game)	Rank	Team	Opp 3rd Down Pct
1	Pittsburgh Steelers	16.5	1	Rex Ryan	33.8%
2	Baltimore Ravens	17.2	2	Chicago Bears	34.4%
3	Rex Ryan	18.1	3	Baltimore Ravens	34.6%
4	New England Patriots	18.7	4	Philadelphia Eagles	35.4%
5	Chicago Bears	19.3	5	Green Bay Packers	36.3%
Rank	Team	Rushing Defense (Game)	Rank	Team	Turnovers Forced/Year
1	Pittsburgh Steelers	85.3	1	Chicago Bears	33.9
2	Baltimore Ravens	88.0	2	Green Bay Packers	31.4
3	Minnesota Vikings	89.1	3	Rex Ryan	30.7
4	Rex Ryan	90.9	4	Carolina Panthers	29.9
5	Dallas Cowboys	101.6	5	Baltimore Ravens	29.7

During that same time span, Rex's defenses have held 45 rushers who have carried the ball 15 times or more to 3.0 yards per carry or less in a game.

3.0 OR LESS VS. REX (44)

Player	Date	Tm	Opp	Att	Yds	Avg	TD
Corey Dillon	11/5/2000	BLT	at CIN	16	23	1.4	0
Donald Brown	12/27/2009	NYJ	at IND	15	22	1.5	1
LaMont Jordan	9/17/2006	BLT	vs. OAK	19	35	1.8	0
Willie Parker	11/5/2007	BLT	at PIT	23	42	1.8	0
James Allen	9/9/2001	BLT	vs. CHI	21	43	2.0	0
Ray Rice	9/13/2010	NYJ	at BLT	21	43	2.0	0
Jason Wright	9/24/2006	BLT	at CLV	15	31	2.1	0
Reuben Droughns	1/1/2006	BLT	vs. CLV	19	40	2.1	0
Rudi Johnson	11/11/2007	BLT	vs. CIN	22	46	2.1	0
Clinton Portis	10/10/2004	BLT	at WAS	25	53	2.1	0
Corey Dillon	10/19/2003	BLT	at CIN	18	39	2.2	1
Chris Perry	9/7/2008	BLT	vs. CIN	19	42	2.2	0
DeShaun Foster	10/15/2006	BLT	vs. CAR	26	58	2.2	0
Kevin Jones	10/9/2005	BLT	at DET	26	58	2.2	2
Cedric Benson	11/25/2010	NYJ	vs. CIN	18	41	2.3	0
Jerome Bettis	12/28/2003	BLT	vs. PIT	23	54	2.3	0
Samkon Gado	12/16/2007	BLT	at MIA	18	43	2.4	1
Chris Johnson	10/5/2008	BLT	vs. TN	18	44	2.4	0
Marshall Faulk	11/9/2003	BLT	at SL	20	48	2.4	2
DeAngelo Williams	11/29/2009	NYJ	vs. CAR	16	40	2.5	0
Edgerrin James	10/13/2002	BLT	at IND	17	43	2.5	0
Dominic Rhodes	12/2/2001	BLT	vs. IND	16	42	2.6	0
Felix Jones	9/11/2011	NYJ	vs. DAL	17	44	2.6	1
Curtis Martin	12/24/2000	BLT	vs. NYJ	18	47	2.6	0
Jamal Lewis	11/2/2008	BLT	at CLV	19	49	2.6	0
Ray Rice	10/02/11	NYJ	at BLT	25	66	2.6	1
Maurice Morris	12/23/2007	BLT	at SEA	15	40	2.7	0
Ahman Green	10/14/2001	BLT	at GB	20	54	2.7	1
Julius Jones	11/21/2004	BLT	vs. DAL	30	81	2.7	0
Terrell Fletcher	12/10/2000	BLT	vs. SD	16	44	2.8	0
Rudi Johnson	9/10/2007	BLT	at CIN	18	50	2.8	0
William Green	12/22/2002	BLT	vs. CLV	20	56	2.8	0
Jamal Lewis	9/30/2007	BLT	at CLV	23	64	2.8	1
Thomas Jones	9/16/2007	BLT	vs. NYJ	24	67	2.8	0
Rudi Johnson	11/30/2006	BLT	at CIN	16	47	2.9	0
Rodney Thomas	10/22/2000	BLT	vs. TEN	18	53	2.9	0
C.J. Spiller	11/27/11	NYJ	vs. BUF	19	55	2.9	0
Tiki Barber	12/12/2004	BLT	vs. NYG	19	55	2.9	1
Rudi Johnson	12/5/2004	BLT	vs. CIN	19	56	2.9	0
Lamar Smith	9/17/2000	BLT	at MIA	22	63	2.9	1
Dominic Rhodes	10/12/2008	BLT	at IND	25	73	2.9	1
Ricky Williams	11/16/2003	BLT	at MIA	36	105	2.9	0
Jahvid Best	11/7/10	NYJ	at DET	16	48	3.0	0
William Green	9/12/2004	BLT	at CLV	22	65	3.0	0
Corey Dillon	12/1/2002	BLT	at CIN	23	70	3.0	1

Bold = While with Jets



DEFENSIVE COORDINATOR
VIRGINIA/DOYLESTOWN, PA

EXPERIENCE:
NFL: 11TH / JETS: 4TH

Mike PETTINE

- Mike Pettine has fielded a unit that has held opposing passers to an NFL-low 68.7 quarterback rating and opponents to the fifth fewest points (18.8), and second least yards per game (285.3) since 2009.
- New York's defense has recorded 92 takeaways, the second-most in the AFC since 2009. The same unit registered 76 in the three seasons (2006-08) prior to Pettine's arrival, which tied for the fifth-fewest in the conference.
- In 2009, his first season as a defensive coordinator in the NFL, Pettine installed a completely new defense and fielded a unit that ranked first in points allowed, total defense and pass defense.
- Under Pettine, CB Darrelle Revis recorded what coach Rex Ryan referred to as: "...the best year a corner has ever had (and) the most impact a corner has ever had in the National Football League." Revis earned first-team honors for his performance in 2009. LB David Harris also excelled under Pettine and earned second-team All-Pro honors in 2009 after leading the NFL's number-one defense with 142 tackles, 5.5 sacks, two interceptions, three passes defended and two forced fumbles.
- Prior to joining Jets, Pettine's background in football is similar to head coach Ryan's background. While Rex learned from his legendary coaching father, Buddy, Pettine's coaching roots trace to his father, Mike, Sr., the head coach for 33 years at Central Bucks West HS in Doylestown, PA. Pettine played for his dad before graduating in 1984, and assisted him for five seasons (1988-92). When Mike Sr. retired as head coach after the 1999 season, he was the winningest coach in the history of Pennsylvania high school football with a career record of 326-42-4.
- Pettine spent the previous four seasons coaching the outside linebackers for the Baltimore Ravens and was a part of the Ravens organization from 2002 to 2008. During his four seasons as the outside linebackers coach, the Ravens defense finished fifth (2005), first (2006), sixth (2007) and second (2008) in the NFL. In 2006, the defense allowed only 201 points and 264 yards per game.
- The Ravens 2008 defense allowed 261.1 yards per game, finishing second overall in the NFL. The 2008 Ravens allowed 244 points, third-fewest in the NFL, and led the NFL with 34 takeaways, 26 interceptions and a league-low 60.6 opponents' passer rating. Baltimore also yielded a league-low four rushing touchdowns.
- As the Ravens outside linebackers coach, Terrell Suggs, Adalius Thomas and Jarret Johnson are among the players he tutored on a defensive unit that had always been among the stingiest in the NFL.
- Before he was promoted to OLB coach in 2005, Pettine assisted Ryan in 2004 coaching the defensive line. In 2002-03, Pettine

used his computer expertise to help develop playbooks, scouting reports and video analysis for the defensive coaches. Through the years he has produced innovative coaching programs that utilize football video to develop playbooks and analyze game video.

- Before entering the NFL, Pettine was the head coach at North Penn HS in Towamencin Township, PA, a suburb of Philadelphia. Pettine's 1999 team was featured in the ESPN documentary, "The Season." That team went 11-2, with the only two losses to his father's Central Bucks (CB) West team, which won the state title in his father's final season as a head coach.
- Pettine's teams won 45 games in five seasons at North Penn. He was also the head coach at William Tennent HS in Warminster, PA for two seasons, leading that team to a school-record nine wins in 1996.



CAREER HIGHLIGHTS

- Pettine played free safety at Virginia under head coach George Welsh and was a two-year letterman (1986-87). He led the team in interceptions in 1986, including a school-record three in one contest vs. North Carolina State.
- He was an All-State quarterback and defensive back at Central Bucks West HS.



OFF THE FIELD

- Mike has three children, Megan, Ryan and Katie.
- Graduated from the University of Virginia with a degree in economics.

FOOTBALL CAREER:

Years	Team/School	Position
1984-87	Virginia	DB/QB (player)
1988-92	CB West HS	Assistant Coach
1993-94	Univ. of Pittsburgh	Defensive GA
1995-96	W. Tennent HS	Head Coach
1997-2001	North Penn HS	Head Coach
2002	Baltimore Ravens	Coaching and Video Asst.
2003	Baltimore Ravens	Coaching Asst./QC
2004	Baltimore Ravens	Defensive Assistant
2005-08	Baltimore Ravens	OLB Coach
2009-	New York Jets	Defensive Coordinator





OFFENSIVE COORDINATOR NEW HAVEN/WEST HAVEN, CT

EXPERIENCE:
NFL: 14TH / JETS: 1ST

Tony SPARANO

- Sparano joined the Jets after serving the last four seasons as the head coach of the Miami Dolphins. In his first season, 2008, he guided the team to a turnaround matched once in NFL history. Taking over a 1-15 team from a year earlier, he led the Dolphins to an 11-5 record and the AFC East title, matching the 10-game improvement made by the 1999 Indianapolis Colts, who went from 3-13 to 13-3. For his efforts, Sparano was named 2008 NFL Coach of the Year by the NFL Alumni and the *Pro Football Weekly*/Professional Football Writers of America. He shared *USA Today's* Coach of the Year honors with Atlanta's Mike Smith and finished second by one vote for the Associated Press (AP) NFL Coach of the Year.
- Under Sparano, Miami's offense saw former Jets QB Chad Pennington throw for a career-high 3,653 yards in 2008 and post a 97.4 passer rating en route to winning the NFL's Comeback Player of the Year award. Additionally, Sparano's offense saw both RBs Ronnie Brown and Ricky Williams each register at least 600 yards rushing from 2008-10, while RB Reggie Bush registered the first 1,000-yard rushing performance of his career in 2011.
- Miami's offense had the sixth-best red zone efficiency (91.2%) in the NFL in 2010 and tied for ninth in the league for most drives of 10 or more plays (26). WRs Brandon Marshall and Davone Bess combined for the most receptions by a duo in team history, while TE Anthony Fasano set highs in receptions, yards and touchdowns. T Jake Long made his third Pro Bowl under Sparano.
- In 2009, he saw Williams become the seventh running back in NFL history to rush for 1,000 yards at age 32 or older. The offensive line helped Miami finish fourth in the NFL in rushing yards per game and second in third-down efficiency.
- In 2006, with Sparano as the Dallas Cowboys primary play caller, the team ranked fifth in the NFL in total offense, averaging 360.8 yards per game. Their 425 points was the fourth-highest in the NFL. QB Tony Romo completed 65.3% of his throws and recorded a 95.1 passer rating. Romo was one of four Cowboys on the Dallas offense to be named to the Pro Bowl (T Flozell Adams, C Andre Gurode, TE Jason Witten). Dallas also produced two 1,000-yard receivers in 2006 (Terrell Owens, Terry Glenn) and a 1,000-yard rusher (Julius Jones), just the second time in team history that occurred (1979).
- In Sparano's first year with the Cowboys (2003), Witten, a third-round draft choice that year, caught 35 passes for 347 yards and a TD. His reception total that year tied for fourth among all NFL rookies and was first among rookie tight ends. The next season, Witten established himself as one of the NFL's top tight ends with 87 receptions for 980 yards and six TDs, becoming the first Cowboys TE to make the Pro Bowl since Jay Novacek in 1995.
- Before Dallas, Sparano served as the tight ends coach with the Jaguars in 2002 and the Redskins in 2001. In Jacksonville, the team's tight ends had 69 catches for 712 yards and six TDs.
- Sparano began in the NFL with the Browns as the quality control/offense coach in 1999. After a promotion to offensive line coach

in 2000, the unit allowed 20 fewer sacks than the previous season (40).

- Prior to the NFL, he was head coach at the University of New Haven from 1994-98, where his teams made two trips to the Division II playoffs, including a runner-up finish in 1997. He was named New York Metropolitan Football Writers Division II Coach of the Year that season and was the New England Football Writers Division II/III Coach of the Year in 1995 and 1997.
- Sparano started his coaching career at New Haven in 1984, where he spent four years as offensive line coach and recruiting coordinator. He then moved on to Boston University in 1988 where he served the next six years.



CAREER HIGHLIGHTS

- Was a four-year letterman at New Haven, where he started at center.



OFF THE FIELD

- Wife, Jeanette; three children: sons, Tony and Andrew, and daughter, Ryan Leigh.
- Graduated from the University of New Haven with a criminal law degree.

FOOTBALL CAREER:

Years	Team/School	Position
1978-82	New Haven	Center (player)
1984-87	New Haven	Off. Line/Recruiting Coord.
1988-89	Boston University	Off. Line/Recruiting Coord./ Academic Liaison
1990-93	Boston University	Offensive Coordinator
1994-98	New Haven	Head Coach
1999	Cleveland Browns	Quality Control/Offense
2000	Cleveland Browns	Offensive Line
2001	Washington Redskins	Tight Ends
2002	Jacksonville Jaguars	Tight Ends
2003-04	Dallas Cowboys	Tight Ends
2005	Dallas Cowboys	OL/Running Game Coord.
2006	Dallas Cowboys	Asst. Head Coach/OL/ Running Game Coord.
2007	Dallas Cowboys	Asst. Head Coach/Off. Line
2008-11	Miami Dolphins	Head Coach
2012-	New York Jets	Offensive Coordinator



SPECIAL TEAMS COORDINATOR WICHITA STATE/PITTSBURGH, PA

EXPERIENCE:
NFL: 30TH / JETS: 12TH

Mike WESTHOFF

- Mike Westhoff begins his 12th season in charge of the Jets special teams. After joining the Jets in 2001, Westhoff's units have annually ranked among the top units across the board in overall special teams rankings.
- The Jets 15 kickoff returns for touchdowns from 2001-11 under Westhoff are the most in the NFL in that time span. Cleveland and New England are tied for second-most with 10.
- Under Westhoff, the Jets special teams units have blocked seven punts since 2001, five of which the Jets have recovered and returned for touchdowns.
- Seven different players have returned kickoffs for touchdowns under Westhoff: Leon Washington (4), Justin Miller (3), Brad Smith (3), Chad Morton (2), Jonathan Carter (1), Jerricho Cotchery (1) and Joe McKnight (1). McKnight set a team record for longest touchdown scored when he returned a kickoff 107 yards at Baltimore (10/2/11), two seasons after Smith set the record in 2009 with a 106-yard return.
- Washington was elected to the Pro Bowl in 2008 after finishing sixth in the AFC in kick return average (25.6) and seventh in the AFC in punt return average (10.4) as the Jets finished fourth-best in the NFL in average kickoff drive start (29.6 yard line).
- Miller was elected to the Pro Bowl in 2006, averaging 28.3 yards per return and taking back two kicks for touchdowns.
- His punt coverage unit did not allow a return over 18 yards in 2006. In 2004, the team's punt coverage unit was tied for fourth in the NFL in yards allowed per return, allowing opponents just 6.5 yards per return. In 2003, the highly-regarded Jets special teams finished second in the NFL in kickoff return average (24.4) and fourth in average start (31.6) and gross punting average (36.9).
- During his first two seasons with the Jets (2001-02), kickoff coverage and kickoff return units combined to rank first in the NFL. In 2002, the Jets return teams scored four touchdowns, two each on punts and kickoffs, and placed first in punt return average (16.0) in the NFL. Westhoff's punt return team was the only unit in the NFL to have 10 returns over 20 yards, while his punt coverage team was the only one in the NFL not to allow a return of 20 yards or more in 2002. In 2001, the Jets special teams units earned a combined starting field position that ranked first in the NFL (kickoff coverage ranked fifth in average kickoff drive start — 26.6 yard line; kickoff returns ranked second in average kickoff drive start — 31.2 yard line). They also blocked two punts and returned both for touchdowns.
- Westhoff came to the Jets after 15 years with the Miami Dolphins. He was cited in a vote by his peers as the "NFL Special Teams Coach of the Year" for his work during the 2000 season.
- From 1996-99, Miami produced the NFL's top-ranked punt and kickoff coverage units.

- Began his coaching career as a graduate assistant at Indiana University, where he also earned his master's degree in educational psychology in 1974.
- Coached in college at Indiana, Dayton, Indiana State, Northwestern and TCU.



CAREER HIGHLIGHTS

- Began his collegiate playing career at Wyoming in 1965, where he was a starting outside linebacker as a freshman for the Cowboys.
- Transferred to Wichita State where he started for three years at both center and linebacker.
- Voted team MVP as a junior and served as team captain as a senior before graduating in 1970 with a history degree.



OFF THE FIELD

- In 1989, the Dolphins' players honored Westhoff's dedication and courage by awarding him the NFL's Ed Block Courage Award as he battled bone cancer. Despite the treatments he endured, he continued to coach full time.
- Inducted into the Western Chapter of the Pennsylvania Sports Hall of Fame in 2000.
- Son, John, played football at the University of Pennsylvania and graduated from law school at Indiana University. John and his wife, Elise, live in Indianapolis, with their newborn son Thomas Michael.

FOOTBALL CAREER:

Years	Team/School	Position
1965	Wyoming	Linebacker (player)
1967-69	Wichita State	Center/Linebacker (player)
1974	Indiana	Graduate Assistant
1975	Indiana	Freshman Coach
1976	Dayton	Offensive Line
1977	Indiana State	Defensive Line/LB
1978-80	Northwestern	Offensive Line
1981	TCU	Offensive Line
1982-84	Balt./Ind. Colts	OL/TE/Special Teams
1985	Arizona Outlaws (USFL)	Offensive Line
1986-2000	Miami Dolphins	Special Teams
2001-2003	New York Jets	Special Teams Coord.
2004-2005	New York Jets	Assistant Head Coach/ Special Teams Coord.
2006-	New York Jets	Special Teams Coord.



QUARTERBACKS
PITTSBURGH/YOUNGSTOWN, OH

EXPERIENCE:
NFL: 29TH / JETS: 4TH

Matt **CAVANAUGH**

- In three seasons handling the development of QB Mark Sanchez, Matt Cavanaugh has helped the third-year signal caller improve his completion percentage, passing yards, touchdowns, and passer rating in each year.

SANCHEZ 3-YEAR IMPROVEMENT

Year	Pct.	Yds.	TD	Rating
2009	53.8	2,444	12	63.0
2010	54.8	3,291	17	75.3
2011	56.7	3,474	26	78.2

- In his first two seasons working with Sanchez, the Jets made two consecutive AFC Championship Game appearances with the quarterback earning the most postseason wins (4) by any Jets quarterback in club history.
- With the help of Cavanaugh's coaching, Sanchez has recorded the most postseason touchdown passes (9) and the second-most postseason passing yards (1,155) in club history. He has three of the club's top five postseason passer ratings. Sanchez's 94.3 passer rating in the postseason ranks ninth in NFL history.
- Under the tutelage of Cavanaugh, Sanchez became the first Jets rookie quarterback to open a season as the club's starter. In Sanchez's debut, he became the fourth rookie quarterback since the merger in 1970 to win his opening day start on the road. In that contest he completed 18-of-31 passes for 272 yards, one touchdown and one interception for a passer rating of 84.3.
- Cavanaugh joined the Jets after four seasons as the offensive coordinator and quarterbacks coach at the University of Pittsburgh. In 2007, *The Sporting News* named Cavanaugh the top offensive coordinator in the Big East as Pitt produced their first 1,000-yard rusher in seven years (LeSean McCoy, 1,328 yards). In 2006, Pitt's scoring average of nearly 32 points per game that season was its highest in 25 years.
- Prior to joining the Jets, Cavanaugh last coached in the NFL as the offensive coordinator for the Baltimore Ravens (1999-2004), where he was on the same staff as Jets head coach Rex Ryan. The Ravens won Super Bowl XXXV after the 2000 season when the offense featured a rushing attack that produced a franchise-record 2,199 yards.
- He previously served as offensive coordinator for the Bears (1997-98) and quarterbacks coach for the 49ers (1996) and Cardinals (1994-95).
- Began coaching career at the University of Pittsburgh as tight ends coach in 1993 for head coach Johnny Majors.



CAREER HIGHLIGHTS

- A second-round selection of the Patriots in 1978, he spent five seasons (1978-82) with New England before stints with the 49ers (1983-85), Eagles (1986-89) and Giants (1990-91). Threw for 4,332 yards and 28 touchdowns in his career.
- Earned two Super Bowl rings as a player, as a backup quarterback for the Giants (XXV) and the 49ers (XIX).
- Starting quarterback for Pittsburgh's 1976 National Championship team, capping the season with an MVP performance in the Sugar Bowl, leading Pitt to a 27-3 victory over Georgia and appearing on the cover of *Sports Illustrated*, 1/10/77.
- Earned All-America status in 1977 and threw for 3,378 passing yards in his collegiate career.



OFF THE FIELD

- Cavanaugh earned his bachelor's degree from Pitt in administration of justice.
- Wife, Maria.
- Three children: Amy, Andrew and Mollie.

FOOTBALL CAREER:

Years	Team/School	Position
1974-77	Univ. of Pittsburgh	Quarterback (player)
1978-82	New England Patriots	Quarterback (player)
1983-85	San Francisco 49ers	Quarterback (player)
1986-89	Philadelphia Eagles	Quarterback (player)
1990-91	New York Giants	Quarterback (player)
1993	Univ. of Pittsburgh	Tight Ends
1994-95	Arizona Cardinals	Quarterbacks
1996	San Francisco 49ers	Quarterbacks
1997-98	Chicago Bears	Offensive Coordinator
1999-2004	Baltimore Ravens	Offensive Coordinator
2005-08	Univ. of Pittsburgh	Offensive Coordinator/QB
2009-	New York Jets	Quarterbacks



OFFENSIVE LINE
BOSTON UNIV./LEXINGTON, MA

EXPERIENCE:
NFL: 9TH / JETS: 1ST

Dave DeGUGLIELMO

- Dave DeGuglielmo joined the Jets staff after spending three seasons (2009-11) as the Dolphins offensive line coach and five seasons with the Giants, four as assistant offensive line coach (2005-08) and one as assistant offensive line/quality control coach (2004).
- Under DeGuglielmo's tutelage, Dolphins T Jake Long was chosen as a starter for three consecutive Pro Bowls (2009-11), giving him four-career Pro Bowl appearances and making him the first Miami offensive lineman chosen to four-straight Pro Bowls since Richmond Webb made seven consecutive (1990-96).
- While with the Giants, they were one of just four NFL teams to average 4.0 yards or more per rush attempt in four straight seasons (2005-08).
- In 2008, the Giants led the league and established a new franchise record with 2,518 rushing yards and 5.0 yards per carry, as two offensive linemen, guard Chris Snee and center Shaun O'Hara were selected to the Pro Bowl.
- In 2007, was part of a Giants staff that orchestrated a 17-14 victory over previously undefeated New England in Super Bowl XLII.
- In 2004, he entered the NFL with the Giants as assistant offensive line/quality control coach. The following season, he was promoted to assistant offensive line coach, where he spent the next four seasons (2005-08).
- Prior to entering the NFL coaching ranks, DeGuglielmo spent 13 seasons at the collegiate level, including time at Boston College (1991-92), Boston University (1993-96), Connecticut (1997-98), and South Carolina (1999-2003).

NY CAREER HIGHLIGHTS

- Was a four-year letter-winning offensive lineman at Boston University (1987-90), while playing both the guard and center positions. Jets offensive coordinator Tony Sparano coached DeGuglielmo in his final three seasons.
- Named Yankee Conference All-Academic Player two times and earned First-Team All-New England honors.



OFF THE FIELD

- Born in Cambridge, MA and graduated from Lexington High School (MA) in 1986.
- Earned his bachelor's (1990) and master's (1991) degrees from Boston University.
- Resides in Clifton, NJ with his wife, Kimberly Ann, and four-year old daughter, Saige Ashley.

FOOTBALL CAREER:

Years	Team/School	Position
1986-90	Boston University	Offensive Line (player)
1991-92	Boston College	Graduate Assistant (OL)
1993-95	Boston University	Offensive Line
1996	Boston University	Offensive Line/Asst. HC
1997-98	Univ. of Connecticut	Offensive Line
1999	Univ. of South Carolina	Offensive Line
2000-02	Univ. of South Carolina	Offensive Tackles/TE's
2003	Univ. of South Carolina	Offensive Line
2004	New York Giants	Asst. O-Line/Quality Control
2005-08	New York Giants	Assistant Offensive Line
2009-11	Miami Dolphins	Offensive Line
2012-	New York Jets	Offensive Line





Mike **DEVLIN**

TIGHT ENDS/ASSISTANT OFFENSIVE LINE
IOWA/BLACKSBURG, VA

EXPERIENCE:
NFL: 17TH / JETS: 7TH

- Mike Devlin begins his seventh year on the Jets staff. He has coached TE Dustin Keller into one of the most productive tight ends in team history. Keller has the fourth most receptions (213) and yards (2,559) in Jets history for a tight end, while his 12.0 yards per catch rank third most of any tight end with 200 or more receptions. He has also become the Jets most productive tight end in the postseason, recording 26 receptions for 302 yards and three touchdowns.
- Under Devlin's direction, Keller has led the team in receptions in the last two seasons - catching 65 in 2011 and 55 in 2010. It marked the first time a tight end has led the Jets in receptions during a season since Mickey Shuler did it in 1985.
- Devlin joined the Jets after two seasons as the offensive line coach at the University of Toledo (2004-05). In 2005, his line plowed the way for the 11th-ranked offense in the country (459.2 yards/game) as T Nick Kaczur developed into a third-round draft pick (2005) of the Patriots.
- Began his coaching career as the offensive quality control coach for the Arizona Cardinals in 2000 before being promoted to assistant offensive line coach in 2001.



CAREER HIGHLIGHTS

- Selected in the fifth round of the 1993 NFL draft by the Buffalo Bills.
- Played in 101 regular-season games over seven seasons, from 1993-95 with the Bills and from 1996-99 with the Cardinals.
- Appeared in Super Bowl XXVIII with the Bills.
- Earned All-America honors at the University of Iowa and was a semifinalist for the Outland Trophy as the nation's top interior lineman in 1992.
- Named Big Ten Offensive Lineman of the Year in 1992 in addition to being tabbed Big Ten MVP by the *Chicago Tribune*.
- Earned All-America honors at Cherokee High School in Marlton, NJ, before matriculating to Iowa.



OFF THE FIELD

- He and his wife, Julie; have four children: sons Zachary and Matthew, and daughters, Hallie and Carlie.
- Passionate about helping in the community, Devlin started The Devlin Football Camp which donates funds each year to a cause. In recent years, the camp has contributed to: Building Hope for Long Island, Friends of Karen, Kevin Williams Memorial Fund, Give Kids the World, Holiday Magic, Juvenile Diabetes Research Foundation International and March of Dimes.
- Devlin created the Coach John S. Devlin Scholarship Fund in honor of his father. The fund provides scholarships to football players at Bloomsburg University. Money for the fund is raised each year through a golf tournament and silent auction and is provided to a student-athlete that best fits Coach John S. Devlin's mold -- a player who may not be the best athlete on the field, but works hard, plays tough and above all, never quits.

FOOTBALL CAREER:

Years	Team/School	Position
1989-92	Iowa	Offensive Line (player)
1993-95	Buffalo Bills	Offensive Line (player)
1996-99	Arizona Cardinals	Offensive Line (player)
2000	Arizona Cardinals	Off. Quality Control
2001-03	Arizona Cardinals	Asst. Offensive Line
2004-05	Toledo	Offensive Line
2006	New York Jets	Tight Ends/Asst. Offensive Line
2007	New York Jets	Offensive Line
2008-	New York Jets	Tight Ends/Asst. Offensive Line



DEFENSIVE LINE
LOUISIANA STATE/OPELOUSAS, LA

EXPERIENCE:
NFL: 14TH / JETS: 1ST

Karl DUNBAR

- Karl Dunbar joined the Jets after spending the last six seasons (2006-11) as the defensive line coach for the Minnesota Vikings.
- During his time in Minnesota, the Vikings defense allowed the fewest rushing yards in the NFL (8,141) and recorded the sixth most sacks in the NFL (242). The Vikings rush defense was the best in the NFL each season from 2006-2008, marking the first time since the 1970 AFL-NFL merger that a team had ranked number one in rushing defense three consecutive seasons.
- Under his direction in Minnesota, DT Kevin Williams was selected to the Pro Bowl five times, DE Jared Allen was selected four times and DT Pat Williams was selected three times.
- In 2011, the Vikings defense finished tied for the most sacks in the NFL with 50 (Philadelphia Eagles). The effort was led by Allen's NFL-leading 22 sacks, just .5 sacks short of the NFL single-season record.
- The Minnesota defense finished eighth in total defense in 2010. It marked the third-consecutive season Minnesota finished in the top 10 in total defense, after finishing sixth in both 2008 and 2009. It was the first time the Vikings had ranked in the NFL's top 10 in total defense three straight years since 1992-94.
- In 2009, the Vikings defensive line helped guide the team to an NFL-leading 48 sacks and the second-best rushing defense in the NFL. The Vikings allowed only five rushing touchdowns in 2009, tied for the lowest total in the league.
- In 2008, Dunbar coached a talented defensive line that included DTs Kevin and Pat Williams, as well as the newly-acquired Allen. Under his tutelage, the three all made the Pro Bowl in 2008, becoming the first trio of Vikings defensive linemen to earn the honor since 1969. The unit also led the league in rushing defense for the third-consecutive season.
- Allen, in his first season coached by Dunbar (2008), responded with 14.5 sacks, the most at the time by a Viking since 2007. Kevin Williams tied for the sack lead among DTs with 8.5, his best total since 2004. The defense finished sixth in total defense, their best ranking since 1994.
- Under his leadership in 2007, Kevin and Pat Williams both earned Pro Bowl honors for the second-straight season.
- In just Dunbar's second season with the Vikings, the defense allowed just 985 rushing yards. That total set a team record and ranked second in the NFL since the 1970 merger behind the Baltimore Ravens' 970 yards allowed in 2000.
- Spent 2005 as the assistant head coach/defensive line for LSU.
- Dunbar's first coaching stint in the NFL was in 2004 with the Chicago Bears. He tutored a young defensive line that included rookie first-round pick Tommie Harris and second-round choice

Tank Johnson.

- From 2002-03, Dunbar was the defensive line coach at Oklahoma State where he mentored future Viking Kevin Williams and helped him become the first Oklahoma State defensive lineman to be a first-round selection (ninth in 2003) since Leslie O'Neal.
- Dunbar returned to his alma mater, LSU, in 2000-01 as assistant strength and conditioning coach.
- Dunbar entered the college coaching ranks at Nicholls State in 1998-99 as the defensive line coach.
- He began his coaching career at Opelousas High School in Louisiana in 1996 before advancing to Beau Chene High School in 1997.



CAREER HIGHLIGHTS

- Dunbar was an eighth-round draft choice of the Pittsburgh Steelers in 1990 and played defensive line for three teams in his NFL career: Steelers (1990), New Orleans Saints (1992-93) and the Arizona Cardinals (1994-95).
- Dunbar also played with Orlando Thunder and Rhein Fire of the World League.
- He was a three-year starter and second-team All-SEC defensive lineman at LSU.



OFF THE FIELD

- He and his wife, Pamela, have three children: Karmichael MacKenzie II, Mickel Angelle and Nickolette Alyse.
- Graduated from Louisiana State University with a bachelor's degree in criminal justice.

FOOTBALL CAREER:

Years	Team/School	Position
1986-89	Louisiana State	DL (player)
1990	Pittsburgh Steelers	DL (player)
1992-93	New Orleans Saints	DL (player)
1994-95	Arizona Cardinals	DL (player)
1996	Opelousas HS	Defensive Line
1997	Beau Chene HS	Defensive Coordinator
1998-99	Nicholls State	Defensive Line
2000-01	Louisiana State	Asst. Strength/Conditioning
2002-03	Oklahoma State	Defensive Line
2004	Chicago Bears	Defensive Line
2005	Louisiana State	Asst. Head Coach/D Line
2006-11	Minnesota Vikings	Defensive Line
2012-	New York Jets	Defensive Line



Justus **GALAC**

ASST. STRENGTH AND CONDITIONING
SUNY BROCKPORT/CATTARAUGUS, NY

EXPERIENCE:
NFL: 1ST / JETS: 1ST

- Justus Galac joined the Jets in 2012 after he spent seven seasons at Villanova University (2005-11).
- Served as the strength and conditioning coach for the Villanova football team and earned recognition as the Samson FCS Strength and Conditioning Coach of the Year in 2010 for his work with the 2009 FCS National Champion Wildcats.
- In addition to his strength and conditioning responsibilities, Galac worked as a defensive assistant during his first two seasons with the Wildcats (2005-06).

NY

CAREER HIGHLIGHTS

- Helped lead SUNY Brockport to two NCAA playoff appearances as a nose tackle in 2000 and 2001.

NY

OFF THE FIELD

- Graduated from SUNY Brockport where he majored in physical education and minored in coaching.

FOOTBALL CAREER:

Years	Team/School	Position
1998-01	SUNY Brockport	Nose Tackle (player)
2002	SUNY Brockport	Student Assistant
2003-05	Dickinson College	Strength & Cond./ Defensive Assistant
2005-06	Villanova University	Strength & Cond./ Defensive Assistant
2007-11	Villanova University	Strength & Conditioning
2012-	New York Jets	Asst. Strength & Cond.



**HEAD STRENGTH &
CONDITIONING**
SPRINGFIELD COLLEGE/OXFORD, CT

EXPERIENCE:
NFL: 9TH / JETS: 2ND

Bill HUGHAN

- Bill Hughan joined the Jets in 2011 after three seasons with the Atlanta Falcons as assistant strength and conditioning coach, where he worked closely with director of athletic performance Jeff Fish.
- Prior to joining the Falcons, Hughan worked as the assistant strength and conditioning coach with the Oakland Raiders under Fish from 2004-07.
- Hughan also served under Fish at the University of Missouri from 2001-03 where he assisted in guiding more than 500 Missouri student-athletes.
- Began his coaching career at Yale University as an assistant from 1997-98. He then served as a graduate assistant at Columbia University for two years (1999-2000) and in between the season during the summer, worked with the Omaha Royals, the AAA affiliate of the Kansas City Royals.

NY

OFF THE FIELD

- A native of Oxford, CT, Hughan attended Springfield College in Massachusetts where he played hockey and earned an undergraduate degree in exercise science.
- Earned a graduate degree in applied physiology at Columbia University.

FOOTBALL CAREER:

Years	Team/School	Position
1997-98	Yale	Assistant
1999-00	Columbia	Graduate Assistant
2001-03	Missouri	Asst. Strength & Cond.
2004-07	Oakland Raiders	Asst. Strength & Cond.
2008-10	Atlanta Falcons	Asst. Strength & Cond.
2011-	New York Jets	Head Strength & Cond.



Ben **KOTWICA**

ASSISTANT SPECIAL TEAMS
UNITED STATES MILITARY ACADEMY/
TINLEY PARK, IL

EXPERIENCE:
NFL: 6TH / JETS: 6TH

- Ben Kotwica was promoted to assistant special teams coach in 2009 after two seasons as a quality control coach on defense and special teams.
- In his current role, Kotwica works closely with special teams coordinator Mike Westhoff. Since 2007, when Kotwica began learning under Westhoff, the Jets special teams units have returned eight kickoffs for touchdowns (the most touchdowns scored on special teams in the NFL during that time span).
- Joined the Jets after two seasons as the defensive coordinator at the U.S. Military Academy Preparatory School, in Monmouth, NJ.



CAREER HIGHLIGHTS

- Three-year starter at linebacker and captain of the winningest team in Army history, leading the Black Knights to a 10-2 record and the Commander-in-Chief's Trophy in 1996, while playing for current Jets Senior Defensive Assistant/Linebackers Bob Sutton. He finished his career 4-0 vs. Navy.



OFF THE FIELD

- Kotwica was a decorated officer who spent seven years in the Army after graduating from West Point.
- Awards included the Army Achievement Medal, the Army Commendation Medal, the Meritorious Service Medal and the Bronze Star.
- Wife, Christina; three children: daughter, Analyssa, sons, Christian and Brayden.
- Systems engineer major who made the dean's list.
- Commissioned as a 2nd Lieutenant in the Aviation Branch of the Army and was selected to fly the AH-64 Apache Longbow, the world's best attack helicopter.
- An Attack Helicopter Platoon Leader in support of the 82nd Airborne Division from 1998-2001, where he was responsible for the health and welfare of 20 soldiers.

- In 2000, deployed to Bosnia-Herzegovina for eight months before returning to the states to attend the Aviation Captain Career course. He completed the course in the top 10 percent of his class.
- In 2002, returned overseas to Camp Page, Korea where he served as the Military Intelligence Officer for six months.
- In early 2003, he was selected to serve as the Battalion Executive Officer for a unit comprised of more than 300 soldiers, 24 attack helicopters and more than \$400 million worth of equipment.
- In January 2004, briefly returned to Fort Hood, TX to serve as the Training Officer for the 1st Cavalry Division.
- Two months later, deployed to Iraq in support of Operation Iraqi Freedom II, serving as a Combat Attack Helicopter Commander and flying more than 1,000 combat hours in support of five maneuver Brigades within the 1st Cavalry Division.
- Missions included convoy security operations; VIP escorts for former President Bush, former Secretary of Defense Donald Rumsfeld and former Secretary of State Condoleezza Rice; and search and destroy missions to suppress insurgent activities.
- In March 2005, returned to Fort Hood, where he decided to depart the military with more than seven years of meritorious service.

FOOTBALL CAREER:

Years	Team/School	Position
1993-96	Army	Linebacker (player)
2005-06	USMA Prep School	Defensive Coordinator
2007-08	New York Jets	Quality Control/Def., Special Teams
2009-	New York Jets	Assistant Special Teams



WIDE RECEIVERS COACH
WASHINGTON/ORINDA, CA

EXPERIENCE:
NFL: 6TH / JETS: 1ST

Sanjay **LAL**

- Sanjay Lal joined the Jets coaching staff after spending the last five seasons with the Oakland Raiders, three of them as the team's wide receivers coach.
- In 2011, Oakland wide receivers finished sixth in the NFL with an average of 15.0 yards per catch. 2011 fourth-round draft selection Denarius Moore ended the season with 18.7 yards per reception, fourth-highest among wide receivers in the NFL.
- Former first-round pick Darrius Heyward-Bey enjoyed his most successful season under Lal's tutelage, totaling 64 receptions for 975 yards and four touchdowns, all career-highs.
- He mentored one of the youngest receiving units in the NFL in 2010, as no Oakland receiver entered the year with more than three seasons of pro experience.
- Among the young receivers was rookie Jacoby Ford, who averaged 18.8 yards per reception in 2010.
- Lal oversaw the development of rookies Heyward-Bey and Louis Murphy in 2009. The pair became the first rookie tandem to start at wide receiver in the NFL since 2000.
- He spent 2007-08 as an assistant wide receivers coach with the Raiders.
- Prior to coaching in the NFL, he spent three seasons as an offensive assistant and quarterbacks coach at the University of California. The Bears played in a bowl game each of Lal's three seasons at Cal and captured a share of the school's first Pac-10 title in 2006.
- Before his time at Cal, he was a quarterbacks and strength, speed and conditioning coach at Saint Mary's college, and wide receivers coach at Los Medanos College in 2003.
- Lal also spent six years as the passing game coordinator and wide receivers coach at Miramonte High School (CA) where the school won five North Coast Section Championships and one state title, including a 13-0 record in 2001.



CAREER HIGHLIGHTS

- Lal signed as a free agent with the Oakland Raiders in 1995 before earning a contract with the St. Louis Rams during the offseason in 1998 and spent a season with the Scottish Claymores of NFL Europe in 1999.
- He played wide receiver at the University of Washington and was a Husky Hall of Fame selection. He was on the Huskies 1992 National Championship team and a member of two Rose Bowl teams.
- Before playing at Washington, Lal was a member of the 1989 UCLA Cotton Bowl Championship team.



OFF THE FIELD

- Graduated from the University of Washington with a degree in business administration.
- Split time as a high school student in both Orinda, CA and Plano, TX.

FOOTBALL CAREER:

Years	Team/School	Position
1989	UCLA	Wide Receiver (player)
1990-93	Washington	Wide Receiver (player)
1996-2002	Miramonte HS	Passing Game Coord./WR
1999	Scottish Claymores	Wide Receiver (player)
2003	Los Medanos College	Wide Receivers
2004	Saint Mary's College	QB's/Strength, Speed and Conditioning Coach
2004-06	California	Offensive Asst./QB
2007-08	Oakland Raiders	Assistant Wide Receivers
2009-11	Oakland Raiders	Wide Receivers
2012-	New York Jets	Wide Receivers





RUNNING BACKS
TEXAS TECH/CELINA, TX

EXPERIENCE:
NFL: 20TH / JETS: 4TH

Anthony LYNN

- Since Anthony Lynn joined the Jets in 2009, New York has tallied more rushing yards (6,822) than any team in the NFL. In those three seasons, the Jets have fielded three different leading rushers: Shonn Greene 1,054 (2011), LaDainian Tomlinson (914), and Thomas Jones 1,402 (2009). Each rusher averaged 4.2 yards a carry for the season.
- Lynn's 2010 group finished fourth in the NFL in rushing with 2,374 yards and was led by Tomlinson (219-914-6) and Greene (185-766-2). It marked the second time in club history that two runners finished with more than 750 rushing yards in the same season. The only other season the Jets accomplished this was in 1979 when Clark Gaines recorded 905 yards and Scott Dierking finished with 767 yards.
- With his knowledge of zone-blocking schemes, Lynn helped the Jets switch running schemes in 2009. The change helped the Jets average a league-leading 172.3 rushing yards per game. Under the direction of Lynn, Jones recorded the best statistical season of his career, with 1,402 yards and 14 TD on 331 carries. His 14 TD set a Jets single-season record. He also directed Greene to an NFL postseason-leading 304 yards and two touchdowns on 54 carries. Greene also recorded the two longest runs in Jets postseason history (53 yards and 39 yards), both touchdowns.
- Lynn came to the Jets after spending the previous six years as a running backs coach with the Browns (2007-08), Cowboys (2005-06) and Jaguars (2003-04).
- In Cleveland, he worked with Jamal Lewis and helped him produce back-to-back 1,000-yard seasons. In 2007, Lewis rushed for 1,304 yards despite only playing in 14 games.
- At Dallas, he oversaw the emergence of Julius Jones and Marion Barber III. At Jacksonville, Fred Taylor recorded two of the top four rushing seasons in Jaguars history.
- Began his coaching career with the Denver Broncos as an offensive assistant and assistant special teams coach (2000-02).



CAREER HIGHLIGHTS

- Made the 1993 Broncos roster and saw action in 13 games but spent 1994 on IR after breaking his leg.
- Spent the 1995-96 seasons with the 49ers before three seasons with the Broncos as an H-back, winning back-to-back Super Bowl championships (XXXII, XXXIII).
- Lynn ran for 1,911 yards and 17 touchdowns on 481 carries at Texas Tech. He earned All-SWC honors.



OFF THE FIELD

- Lynn played high school football at Celina HS in Texas. The school has produced more wins than any other program in Texas.
- Two children: D'Anton (21 - signed with the Jets as an undrafted free agent defensive back on 05/04/12), and daughter, Danielle (18).
- Wife, Stacey Bell Lynn, is a News 12 anchor in Long Island, NY.

FOOTBALL CAREER:

Years	Team/School	Position
1988-91	Texas Tech	Running Back (player)
1993, 97-99	Denver Broncos	Running Back (player)
1995-96	San Francisco 49ers	Running Back (player)
2000-02	Denver Broncos	Offensive Asst./Asst. Special Teams
2003-04	Jacksonville Jaguars	Running Backs/Asst. Special Teams
2005-06	Dallas Cowboys	Running Backs
2007-08	Cleveland Browns	Running Backs
2009-	New York Jets	Running Backs



ASSISTANT DEFENSIVE BACKS TOWSON/PHILADELPHIA, PA

EXPERIENCE:
NFL: 4TH / JETS: 4TH

- Entering his fourth season on the Jets staff, the last three as Assistant Defensive Backs Coach, Jim O'Neil works closely with Defensive Coordinator Mike Pettine and Defensive Backs Coach Dennis Thurman.
- Prior to joining the Jets, he spent three seasons serving as recruiting coordinator and safeties coach at Eastern Michigan.
- In 2005, he was the defensive coordinator/defensive backs coach at his alma mater Towson University.
- In 2003-04, he was a graduate assistant at Northwestern, where he worked with the defensive backs.
- O'Neil served as assistant offensive line coach at the University of Pennsylvania, which won the 2002 Ivy League title. Prior to his time with the Quakers, he was an assistant offensive line/tight ends coach at SUNY Albany.



CAREER HIGHLIGHTS

- He was a three-year starter as a defensive end at Towson University, where he was a captain in 2000.
- Played at Central Bucks West High School (PA) where Jets defensive coordinator Mike Pettine, Jr. was an assistant coach for legendary coach Mike Pettine, Sr.
- Two-way lineman and senior captain who helped the Bucks go 31-4 and win three-consecutive Suburban One League National Conference championships from 1994-96.

Jim O'NEIL



OFF THE FIELD

- Born in Philadelphia, PA.
- Earned his bachelor's degree in sports management from Towson University, his master of art's degree in liberal studies from Northwestern University and his master of science degree in Education from SUNY Albany.
- Wife, Stacy; son, Danny and daughter, Riley.

FOOTBALL CAREER:

Years	Team/School	Position
1997-2000	Towson University	Defensive End (player)
2001	SUNY Albany	Assistant OL/Tight Ends
2002	Pennsylvania	Assistant Off. Line
2003-04	Northwestern	Grad. Asst./Def. Backs
2005	Towson University	Defensive Coordinator
2006-08	Eastern Michigan	Recruiting Coord./Safeties
2009	New York Jets	Quality Control/Defense
2010-	New York Jets	Asst. Defensive Backs





Paul **RICCI**

ASST. STRENGTH AND CONDITIONING
PENN STATE/WASHINGTON TOWNSHIP, NJ

EXPERIENCE:
NFL: 11TH / JETS: 1ST

- Paul Ricci joined the Jets before the 2012 season after he served as the director of basketball performance for Texas Tech.
- Was a member of the 2000 Ravens coaching staff that led the team to a 34-7 victory over the Giants in Super Bowl XXXV.
- Spent nine seasons on the strength and conditioning staff with the Baltimore Ravens (1999-2008).
- He also had a one-year stint on the strength and conditioning staff of the Arizona Cardinals (1996), in addition to spending Spring Training with Major League Baseball's San Diego Padres (1996).



CAREER HIGHLIGHTS

- Played offensive line for Penn State University (1988-1989).



OFF THE FIELD

- Graduated with a masters of education from Goucher College.
- Earned his undergraduate degree from Temple University.
- Resides in Chatham, NJ, with his wife, Elizabeth, and son Bayan Joseph.

FOOTBALL CAREER:

Years	Team/School	Position
1988-89	Penn State	Offensive Line (player)
1996	Arizona Cardinals	Asst. Strength Coach
1999-2008	Baltimore Ravens	Asst. Strength & Cond.
2008-11	Univ. of Maryland	Director of Basketball Performance
2011-12	Texas Tech	Director of Basketball Performance
2012-	New York Jets	Asst. Strength & Cond.



Brian SMITH

QUALITY CONTROL/DEFENSE
MASSACHUSETTS/WILMINGTON, DE

EXPERIENCE:
NFL: 4TH / JETS: 6TH

- Brian Smith currently serves as the quality control/defense coach, where he works closely with defensive coordinator Mike Pettine.
- Smith originally joined the Jets in 2007 as a Quality Control/Offense Coach after seven seasons with the University of Massachusetts, where he was an assistant coach for three years. He coached the wide receivers his last two seasons at Massachusetts after working with the linebackers in 2004.

NY

CAREER HIGHLIGHTS

- Smith was a three-year starter for the Minutemen as a strong safety and cornerback from 1997-2000, totaling 214 career solo tackles, 306 total tackles, 23 tackles for loss, 23 pass breakups and eight interceptions. A team captain, Smith earned All-Atlantic 10, All-New England and All-ECAC honors as a senior. Also a three-time Academic All-Atlantic 10 and Academic All-District selection, Smith was named to the Division I-AA Athletic Directors Academic All-Star team twice. Smith started on the 1998 team which won the national championship.

NY

OFF THE FIELD

- A native of Wilmington, DE, Smith graduated cum laude from UMass in 2001 with a bachelor's degree in accounting.

FOOTBALL CAREER:

Years	Team/School	Position
1997-2000	Massachusetts	Defensive Back (player)
2004	Massachusetts	Linebackers
2005-06	Massachusetts	Wide Receivers
2007-08	New York Jets	Quality Control/Offense
2009	New York Jets	Quality Control/Defense
2010	New York Jets	Intern - Defense
2011-	New York Jets	Quality Control/Defense



Mike **SMITH**

OUTSIDE LINEBACKERS
TEXAS TECH/LUBBOCK, TX

EXPERIENCE:
NFL: 1ST / JETS: 3RD

- Mike Smith becomes the outside linebackers coach after spending the last two seasons with the Jets as a coaching intern.
- Under his tutelage, free agent acquisition Aaron Maybin led the team with six sacks and four forced fumbles in only 13 games of action in 2011.
- Prior to his time with the Jets, Smith was the linebackers coach for the University of Hawai'i for one season.

NY

CAREER HIGHLIGHTS

- A linebacker at Texas Tech, he was drafted by the Baltimore Ravens and played three seasons (2005-07) before his career was cut short by injuries.

NY

OFF THE FIELD

- Graduated with a degree in communications from Texas Tech.



FOOTBALL CAREER:

Years	Team/School	Position
2000-04	Texas Tech	Linebacker (player)
2005-07	Baltimore Ravens	Linebacker (player)
2009	Univ. of Hawai'i	Linebackers
2010-11	New York Jets	Coaching Intern
2012-	New York Jets	Outside Linebackers



ASST. HEAD COACH/LINEBACKERS EASTERN MICHIGAN/YPSILANTI, MI

EXPERIENCE:
NFL: 13TH / JETS: 13TH

Bob SUTTON

- Named assistant head coach/linebackers by head coach Rex Ryan after spending three seasons on his staff. It is the third promotion Sutton has earned since joining the Jets in 2000.
- Bob Sutton's 13 seasons as a Jets assistant are both the most consecutive and most in team history. The only coach that has spent more time with New York is Walt Michaels.
- With the help of Sutton's unit, the Jets defense finished third overall in total yards allowed (291.5) and rushing yards allowed (90.9) in 2010.
- In 2009, Sutton's unit served as the foundation to a Jets defense that ranked first in defense, leading the NFL in seven categories. David Harris (142 tackles, 5.5 sacks and 2 INT) and Calvin Pace (67 tackles, 8 sacks, 3 FF) recorded their best statistical seasons under his tutelage.
- Sutton's 2008 unit was ranked near the top of the NFL in rushing defense (94.9) and yards per rush allowed (3.7), the Jets best statistical showing since 1993. The five defensive touchdowns scored were a Jets franchise record. The group registered 41 sacks, seventh in NFL, while their 30 takeaways were tied for fifth best in the NFL.
- In 2005, Sutton coached LB Jonathan Vilma to his first Pro Bowl appearance after he finished with an NFL-leading 187 tackles... Vilma became only the third Jet in club history to be voted Associated Press NFL Defensive Rookie of the Year after finishing the 2004 season with 118 tackles, two sacks, three pressures and three interceptions.
- In 2004, he fielded three new full-time starting linebackers (Eric Barton, Victor Hobson and Vilma) who combined for 297 tackles, 4.5 sacks, nine passes defended and five interceptions. The Jets defense finished fourth in the NFL in points allowed (16.3) and fifth against the run (97.9).
- In his first year with the Jets in 2000, he helped a Jets 3-4 defense which was led by Marvin Jones' 135 tackles and Mo Lewis' 88 tackles and team-high 10 sacks, which earned Lewis his third-consecutive Pro Bowl appearance.
- Spent nine years as the head coach at Army (1991-99) and achieved remarkable success, including guiding the Cadets to just their fourth bowl appearance. Nine seasons at Army placed him second in coaching tenure, trailing only legendary Earl "Red" Blaik, who guided the Cadets for 18 seasons. Finished his Army career with a mark of 44-54-1.
- Rattled off 11 straight victories from 1995-96, the longest winning streak at the school in five decades. Finished as the nation's top-ranked rushing offense in 1993, '96 and '98, and only once in those years did the Cadets not finish in the top five rushing attacks in the country.
- In 1996, the Cadets posted one of their finest seasons in history,

notching an Army-record 10 victories and earning a spot in the Independence Bowl. His offense set a school record for total offense in a single season, while the defense, led by current Jets assistant special teams coach, Ben Kotwica, was ranked ninth in total defense and sixth in rushing defense. Sutton became the first Army coach to defeat Navy five straight times (1992-96).

- The 1996 Army team won the Commander-In-Chief's Trophy. His efforts were recognized as he won the Bobby Dodd Coach of the Year Award, making him the first Army coach since Tom Cahill in 1966 to earn the award. One of six finalists for the Bear Bryant Coach of the Year Award, he was named the Metropolitan Football Writers Division I Coach of the Year and the GTE Regional Coach of the Year by the AFCA. The Cadets finished the season ranked in the top 25 for the first time since 1985.
- Sutton served as the running backs coach at North Carolina State under Monte Kiffin in 1982. He had two tours at Western Michigan under Elliott Uzelac (1980-81 and 1975-76), serving first as defensive coordinator and later as offensive coordinator. Sutton worked as defensive coordinator and linebackers coach at Illinois (1977-79) under Gary Moeller. In 1974, he was the linebackers coach at Syracuse for Frank Maloney. In 1972-73 Sutton had his first coaching job as a graduate assistant at Michigan for Bo Schembechler.

NY

OFF THE FIELD

- Wife, Debbie; son, Andrew, daughter, Sarah and granddaughters, Molly and Marissa.
- Earned Physical Education degree from Eastern Michigan.

FOOTBALL CAREER:

Years	Team/School	Position
1972-73	Michigan	Graduate Asst./LB/DB
1974	Syracuse	Linebackers
1975-76	Western Michigan	Def. Coord./Linebackers
1977-79	Illinois	Def. Coord./Linebackers
1980-81	Western Michigan	Off. Coord./QB/WR
1982	North Carolina State	Running Backs
1983-90	Army	Defensive Coordinator
1991-99	Army	Head Coach
2000-05	New York Jets	Linebackers
2006-08	New York Jets	Defensive Coordinator
2009-11	New York Jets	Sr. Defensive Asst./Linebackers
2012-	New York Jets	Asst. Head Coach/Linebackers



Lance TAYLOR

ASST. TIGHT ENDS/QUALITY CONTROL
ALABAMA/MOBILE, AL

EXPERIENCE:
NFL: 2ND / JETS: 3RD

- Lance Taylor is entering his third season with the New York Jets, his first serving as the team's assistant tight ends/quality control coach.
- Taylor has earned a promotion in each of his three seasons with the team.
- Prior to joining the club, Taylor spent a season at Appalachian State where he served as the wide receivers coach. In his one season with the Mountaineers, the team finished 11-3, won the Southern Conference title and earned a NCAA Division I Football Championship appearance where they advanced to the national semifinals.
- Under Taylor's tutelage, the Mountaineers receivers set a school record with 284 receptions for 3,621 yards.
- Taylor began his coaching career as a graduate assistant under Nick Saban at his alma mater, the University of Alabama.



CAREER HIGHLIGHTS

- Walked on at the University of Alabama before earning a scholarship.
- Played in 38 consecutive games for the Crimson Tide and served as the special teams captain as a senior in 2003.



OFF THE FIELD

- Father, James Taylor, won a National Championship at Alabama as a sophomore running back in 1973 for Paul 'Bear' Bryant. James was a teammate of former Jets quarterback Richard Todd while at Alabama.

- Married the former Jamie Ravenna in July of 2011.
- Mother is Susan Taylor.
- Taylor has a sister, Maria, and two brothers, Jamie and Josh.
- Raised in Mt. Vernon, AL near his ancestors tribal home on the MOWA Choctaw Reservation.
- Earned the Charlie Compton award while at Alabama. The award goes to the player that displays the most Christian leadership, on-and- off-the-field.
- Graduated from the University of Alabama in 2003 with a degree in business management.

FOOTBALL CAREER:

Years	Team/School	Position
2000-03	Alabama	Wide Receiver (player)
2007-08	Alabama	Graduate Assistant
2009	Appalachian State	Wide Receivers
2010	New York Jets	Coaching Intern
2011	New York Jets	Quality Control/Offense
2012	New York Jets	Asst. Tight Ends/ Quality Control



Dennis THURMAN

DEFENSIVE BACKS

SOUTHERN CALIFORNIA/LOS ANGELES, CA

EXPERIENCE:

NFL: 21ST / JETS: 4TH

- Under the tutelage of Dennis Thurman, Jets defensive backs have held their opponents to an NFL-low 68.7 passer rating, 52.2 completion percentage, 47 touchdown passes, 6.22 yards per pass attempt and 8,885 passing yards since 2009.
- In 2010, with players in his unit missing a total of 17 regular season games, Dennis Thurman coached a group that help the Jets defense finish sixth overall in passing yards allowed a game (200.6). Thurman welcomed two new full-time starters in 2010, CB Antonio Cromartie and S Brodney Pool. Cromartie finished tied for the team lead with three interceptions, tied his career-high with 18 passes defended and recorded the second most tackles (42) in a season during his career. Pool finished fourth on the team with 63 tackles. He also recorded an interception, 10 passes defended, one forced fumble and a fumble recovery.
- CB Drew Coleman enjoyed the best season of his career in 2010 under Thurman's direction. Also, Coleman recorded career highs in tackles (34), sacks (4) and forced fumbles (4). He also recorded an interception and five passes defended on the season.
- In 2009, Thurman led a secondary that allowed an NFL-best 153.7 yards passing a game and helped the Jets defense finish first in both yards and points allowed in 2009. Thurman coached CB Darrelle Revis to a season referred to by head coach Rex Ryan as "...the best year a corner has ever had (and) the most impact a corner has ever had in the National Football League." In 2009, Revis recorded six interceptions, 72 tackles and 34 passes defended. Also, excelling under the instruction of Thurman was S Jim Leonhard. In his first season as a full-time starter, Leonhard recorded career-highs in tackles (95), sacks (2.5), passes defended (7) and forced fumbles (1).
- Spent six years coaching the Ravens defense (2002-07), four as secondary coach, two as defensive assistant alongside head coach Rex Ryan. The Ravens led the NFL with 126 interceptions and 18 interception returns for touchdowns while he was coaching Ed Reed (34 INT, 2002-07), Chris McAlister, Samari Rolle and Deion Sanders, among others.
- Before coming back to the NFL, he coached the defensive backs at his alma mater, USC, for eight years (1993-2000).
- Coached defensive backs for the Cardinals (1988-89).

played in Super Bowl XIII for the Cowboys in 1979.

- A two-time All-American safety at USC who was part of teams that won four bowl games and the 1974 National Championship. That season he patrolled a defensive backfield that also featured future Hall of Famer Ronnie Lott. Recorded 13 interceptions, returning two for scores.
- Played quarterback and defensive back at Santa Monica (CA) HS on three CIF Division I championship teams that combined to go 39-1-1.



OFF THE FIELD

- Graduated from USC in 1978.
- Thurman has two daughters, Chelsea and Jade, and a grandson, Laedan Tyler.

FOOTBALL CAREER:

Years	Team/School	Position
1974-77	USC	Defensive Back (player)
1978-85	Dallas Cowboys	Defensive Back (player)
1986	St. Louis Cardinals	Defensive Back (player)
1988-89	Phoenix Cardinals	Defensive Backs
1992	Ohio Glory (WLAF)	Defensive Coordinator
1993-2000	USC	Defensive Backs
2002-03	Baltimore Ravens	Defensive Assistant
2004-07	Baltimore Ravens	Secondary
2009-	New York Jets	Defensive Backs



CAREER HIGHLIGHTS

- Selected in the 11th round of the 1978 NFL Draft by the Cowboys.
- Played nine years in the NFL as a cornerback and safety, eight with the Cowboys and one with the Cardinals.
- Recorded 36 career interceptions (four for touchdowns) and



PLAYERS



NEW YORK JETS





45

FULLBACK /
TIGHT END

HEIGHT: 6-3

WEIGHT: 244

AGE: 25 (as of opening weekend)

HOMETOWN: Chesapeake, VA

HIGH SCHOOL: Western Branch (VA) HS

COLLEGE: Northwestern Missouri State

HOW ACQUIRED: Undrafted FA (07/27/11)

EXPERIENCE: NFL: 2nd • JETS: 2nd

Josh BAKER



Follow Josh

@ShakeNbakes45

NY

PRO CAREER

- Former 2011 undrafted free agent who spent two weeks on the practice squad before joining the active roster...Played in the final 11 games of the regular season.

NY

CAREER TRANSACTIONS

- 09/27/11, NYJ, Signed from Practice Squad
- 09/14/11, NYJ, Signed, Practice Squad
- 09/06/11, NYJ, Waived, Practice Squad
- 09/05/11, NYJ, Signed, Practice Squad
- 09/03/11, NYJ, Waived
- 07/27/11, NYJ, Undrafted FA

NY

SEASON-BY-SEASON REVIEW

2011 (JETS) Appeared in 11 games after he was signed from the practice squad...Caught three passes for 27 yards and a touchdown...Returned three kicks for 60 yards and registered two tackles on special teams. **SEASON HIGHLIGHTS: (12/24 vs. NYG)**...Caught the first touchdown pass of his career, a five-yard reception on the team's opening drive. **(12/4 at WAS)**...Setup the go-ahead score with a 29-yard KOR. **(11/6 at BUF)**...Caught his first NFL pass, a five-yard catch and run, in the Jets 27-11 victory in Buffalo. **(10/17 vs. MIA)**...Made his NFL debut on special teams.

NY

BEFORE THE NFL

- As a sixth year senior, played in 13 games during his first year at N.W. Missouri St....Totaled 132 rushing yards and 838 receiving yards during the season.
- Played tight end and linebacker at Western Branch (VA) HS...Named 2nd team all-state as a tight end during his senior year.

NY

OFF THE FIELD

- Majored in Criminal Justice.



37

SAFETY

HEIGHT: 6-0

WEIGHT: 205

AGE: 34 (as of opening weekend)

HOMETOWN: Winchester, KY

HIGH SCHOOL: George Rogers Clark (KY) HS

COLLEGE: Eastern Kentucky

HOW ACQUIRED: FA (05/21/12)

EXPERIENCE: NFL: 9th • JETS: 1st

Jeremiah BELL

NY

PRO CAREER

- In eight seasons, he has appeared in 110 career games, making starts in 75...Has posted 533 tackles, 11 sacks, six interceptions, 43 passes defended, nine forced fumbles and six fumble recoveries.
- Has posted 100+ tackles in each of the last four seasons, leading his team each year.
- Has recorded 11 sacks in his career, ranking as the MIA team leader among defensive backs...His 11 sacks rank as the eighth-most among all defensive backs in the NFL since 2004.
- Half of his six career interceptions have come against AFC East quarterbacks Ryan Fitzpatrick and Tom Brady, while a fourth interception came against 2012 opponent Matt Schaub of HST.

NY

CAREER TRANSACTIONS

- 05/21/12, NYJ, Signed, FA
- 03/20/12, MIA, Released
- 02/27/09, MIA, Re-Signed, UFA
- 03/04/08, MIA, Re-Signed, UFA
- 09/11/07, MIA, IR
- 04/23/07, MIA, Re-Signed, RFA
- 12/13/04, MIA, IR
- 12/30/03, MIA, Signed, Reserve/Future
- 10/07/03, MIA, Practice Squad IR
- 09/02/03, MIA, Signed, Practice Squad
- 08/31/03, MIA, Waived
- 04/27/03, MIA, D6c (213)

Career Statistics

Year	Team	GP	GS	TT	S	A	Sk	Yds	Int	Yds	Lg	TD	PD	FF	FR	Yds	TD
2004	MIA	13	0	3	3	0	0.0	0.0	0	0	0	0	1	0	0	0	0
2005	MIA	16	0	21	13	8	3.0	53.0	1	0	0	0	3	1	1	12	0
2006	MIA	16	11	65	41	24	2.0	12.0	0	0	0	0	12	3	2	0	0
2007	MIA	1	1	5	4	1	0.0	0.0	0	0	0	0	0	0	0	0	0
2008	MIA	16	16	120	100	20	1.0	3.0	0	0	0	0	10	3	1	0	0
2009	MIA	16	15	114	92	22	1.5	8.0	3	48	29	0	8	0	0	0	0
2010	MIA	16	16	101	83	18	1.5	13.0	1	21	21	0	5	2	1	4	0
2011	MIA	16	16	107	81	26	2.0	14.0	1	20	20	0	4	0	1	0	0
Career Totals		110	75	536	416	119	11.0	103.0	6	89	29	0	43	9	6	16	0

Additional Statistics

Special Teams Tackles: 24 (Career); 5 (2006); 14 (2005); 5 (2004)

Special Teams Forced Fumbles: 1 (Career); 1 (2006)

Special Teams Fumble Recoveries: 1 (Career); 1 (2005)

Career Bests

Tackles: 14 (at SD, 10/02/11)

Sacks: 1.5 (vs. NO, 10/25/09)

Passes Defended: 3 (twice, last at DEN, 11/02/08)

Career Postseason

Year	Team	P	S	TT	S	A	Sk	Yds	Int	Yds	Lg	TD	PD	FF	FR	Yds	TD
2008	MIA	1	1	3	2	1	0.0	0.0	0	0	0	0	1	0	0	0	0
Totals		1	1	3	2	1	0.0	0.0	0	0	0	0	1	0	0	0	0

NY SEASON-BY-SEASON REVIEW

2011 (MIA) Saw action in all 16 games, starting every one for the second-consecutive season and third time in the last four...Posted 107 tackles to lead the team, the fourth straight season he has led the team with at least 100 tackles...Registered two sacks, the most since 2006, along with one interception, four passes defended and a fumble recovery. **SEASON HIGHLIGHTS: (12/24 at NE)**...Amassed 12 tackles, his second game of the season with double-digit tackles and added a six-yard sack of QB Tom Brady. **(11/20 vs. BUF)**...Picked off QB Ryan Fitzpatrick, returning the interception 20 yards. **(10/23 vs. DEN)**...Sacked QB Tim Tebow for an eight-yard loss and recovered a RB Willis McGahee fumble. **(10/2 at CLV)**...Notched a career-best 14 tackles.

2010 (MIA) Started all 16 games for the second time in his career...For the third-consecutive season, finished first on the team with 101 tackles, the third straight season he finished with 100-or-more...Collected one interception and 1.5 sacks along with two forced fumbles and a fumble recovery. **SEASON HIGHLIGHTS: (11/28 at OAK)**...Registered two takeaways, the first, an interception off of QB Bruce Gradkowski, and later, recovering a FB Marcel Reece fumble. **(11/14 vs. TEN)**...Sacked QB Vince Young, forcing a fumble that was recovered by MIA. **(9/26 vs. NYJ)**...Blocked a 61-yard field goal attempt by Nick Folk, the first blocked kick of his career.

2009 (MIA) Selected to the Pro Bowl for the first time in his career, a game that was played in his home stadium...Started 15 games, playing in all 16 for the second-consecutive season...Finished first on the team with 114 tackles, his second-consecutive season of 100-or-more tackles and also finished second on the club with a career-best three interceptions. **SEASON HIGHLIGHTS: (1/3 vs. PIT)**...Recorded his second interception in as many weeks as he picked off a pass by WR Santonio Holmes that was intended for RB Rashard Mendenhall before returning it 16 yards. **(10/25 vs. NO)**...Became the MIA team leader in sacks by a DB as he brought down QB Drew Brees for a six-yard sack and later split a sack with DT Randy Starks, establishing a single-game best.

2008 (MIA) Returned from injury and started all 16 games for the first time in his career...Led the team with a career-best 120 tackles...Led the team in tackles nine times and finished second four others, including posting three games with double-digit tackles...Registered one sack, 10 passes defended and a career-high three forced fumbles. **POSTSEASON:** Made his postseason debut as he started in the Wild Card matchup vs. BLT (1/4), and posted three tackles and a pass defended. **SEASON HIGHLIGHTS: (11/23 vs. NE)**...Recorded a three-yard sack on QB Matt Cassel, the sixth of his career, tying him for most sacks by a MIA DB. **(10/26 vs. BUF)**...Forced a fumble for the second consecutive week.

2007 (MIA) Started the season opener at WAS (9/9) before suffering an achilles injury that landed him on IR two days later.

2006 (MIA) Appeared in all 16 games for the second-consecutive season...Made 11 starts, the first two as an extra defensive back and the final nine games at strong safety...Finished second among defensive backs with 65 tackles...Also posted two sacks, two forced fumbles and career highs with 12 passes defended and two fumble recoveries...Added five tackles and a forced fumble on special teams. **SEASON HIGHLIGHTS: (12/10 vs. NE)**...Sacked QB Tom Brady, forcing a fumble that he would recover in the 21-0 win. **(11/5 at CHI)**...Started at safety for the first time in his career...Registered five tackles, two passes de-

fensed and forced a WR Justin Gage fumble that would lead a touchdown three plays later. **(10/15 at NYJ)**...Started the first game of his career as MIA opened with six defensive backs.

2005 (MIA) Played in all 16 games, collecting 21 tackles, a career-best three sacks, one interception, three passes defended, a forced fumble and a fumble recovery...Added a career-high 14 tackles on special teams, second-most on the team. **SEASON HIGHLIGHTS: (12/18 vs. NYJ)**...Deflected a QB Brooks Bollinger pass on fourth-and-five from the MIA 14 with under a minute to play, helping preserve the 24-20 win. **(12/11 at SD)**...In addition to a season-high five tackles, stripped QB Drew Brees, forcing the first fumble of his career...The ensuing recovery by MIA would set up a field goal and the ultimate margin of victory in the 23-21 win. **(11/13 vs. NE)**...Picked off QB Tom Brady for the first interception of his career. **(10/16 at TB)**...Sacked QB Chris Simms for a 14-yard loss, the first sack of his career.

2004 (MIA) Saw action in 13 games, posting three tackles and a pass defended on defense and five tackles on special teams...Suffered a right distal fibula fracture (at DEN, 12/12) and was placed on IR for the final three games. **SEASON HIGHLIGHTS: (9/11 vs. TEN)**...Made his NFL debut.

2003 (MIA) Signed to the practice squad after spending training camp with the team...Placed on practice squad IR with a foot injury on 10/7.

DID YOU KNOW?

After failing to receive a scholarship following high school, Bell went to work for a steel factory in his hometown of Winchester, KY...Listening every day to "The Roy Kidd Show," the radio show of his future college coach at Eastern Kentucky, on his way to work, Bell used the money he earned to walk-on at Eastern Kentucky.

NY

BEFORE THE NFL

- Three-year letterman (1999-2001) at Eastern Kentucky...Missed his senior season of 2002 after sustaining a knee injury...For his career, appeared in 32 games, posting 258 tackles, nine interceptions (including one for a touchdown), four fumble recoveries, seven forced fumbles, 31 passes defended and three blocked kicks...Started 10 games as a junior in 2001 and led team with 86 tackles (61 solo) and six interceptions...Added three tackles for loss, one sack, 15 passes defended, a fumble recovery and two forced fumbles...Also blocked two kicks and returned a punt for 24 yards...Earned recognition as a first-team Division I-AA All-American by the *Associated Press* and the American Football Coaches Association...Was a finalist for the Buck Buchanan Award, signifying I-AA football's top defensive player...Also was named first-team All-Ohio Valley Conference, OVC Defensive Player of the Year and made the ECU Winners Club on both defense and special teams...He was selected player of the year among defensive backs and chosen as school's Most Valuable Player on defense...Named by the coaching staff as the school's Defensive MVP as a sophomore and won the team award for Defensive Back of the Year as a freshman.
- Was a three-year starter at defensive back and wide receiver at George Rogers Clark (KY) HS...Also played basketball and baseball.



OFF THE FIELD

- Full name is Jeremiah Neavius Bell.
- Has a daughter, Yamia, and a son, Brayden.

2011 Miami Dolphins

Date	Opp	GP	GS	TT	S	A	Sk	Yds	Int	Yds	Lg	TD	PD	FF	FR	Yds	TD
9/12	NE	1	1	9	5	4	-	-	-	-	-	-	-	-	-	-	-
9/18	HST	1	1	9	4	5	-	-	-	-	-	-	-	-	-	-	-
9/25	at CLV	1	1	6	3	3	-	-	-	-	-	-	1	-	-	-	-
10/2	at SD	1	1	14	14	0	-	-	-	-	-	-	-	-	-	-	-
10/17	at NYJ	1	1	7	7	0	-	-	-	-	-	-	-	-	-	-	-
10/23	DEN	1	1	7	6	1	1.0	8.0	-	-	-	-	-	-	1	0	0
10/30	at NYG	1	1	7	5	2	-	-	-	-	-	-	-	-	-	-	-
11/6	at KC	1	1	5	5	0	-	-	-	-	-	-	-	-	-	-	-
11/13	WAS	1	1	2	2	0	-	-	-	-	-	-	-	-	-	-	-
11/20	BUF	1	1	4	3	1	-	-	1	20	20	0	2	-	-	-	-
11/24	at DAL	1	1	4	4	0	-	-	-	-	-	-	-	-	-	-	-
12/4	OAK	1	1	5	3	2	-	-	-	-	-	-	-	-	-	-	-
12/11	PHI	1	1	7	6	1	-	-	-	-	-	-	-	-	-	-	-
12/18	at BUF	1	1	5	3	2	-	-	-	-	-	-	1	-	-	-	-
12/24	at NE	1	1	12	8	4	1.0	6.0	-	-	-	-	-	-	-	-	-
1/1	NYJ	1	1	4	3	1	-	-	-	-	-	-	-	-	-	-	-
2011 Totals		16	16	107	81	26	2.0	14.0	1	20	20	0	4	0	1	0	0

2010 Miami Dolphins

Date	Opp	GP	GS	TT	S	A	Sk	Yds	Int	Yds	Lg	TD	PD	FF	FR	Yds	TD
9/12	at BUF	1	1	8	6	2	-	-	-	-	-	-	-	-	-	-	-
9/19	at MIN	1	1	12	9	3	-	-	-	-	-	-	-	-	-	-	-
9/26	NYJ	1	1	9	8	1	-	-	-	-	-	-	1	-	-	-	-
10/4	NE	1	1	7	6	1	-	-	-	-	-	-	-	-	-	-	-
10/17	at GB	1	1	4	3	1	-	-	-	-	-	-	-	-	-	-	-
10/24	PIT	1	1	6	4	2	0.5	4.0	-	-	-	-	-	1	-	-	-
10/31	at CIN	1	1	9	6	3	-	-	-	-	-	-	2	-	-	-	-
11/7	at BLT	1	1	5	2	3	-	-	-	-	-	-	-	-	-	-	-
11/14	TEN	1	1	8	8	0	1.0	9.0	-	-	-	-	-	1	-	-	-
11/18	CHI	1	1	5	5	0	-	-	-	-	-	-	-	-	-	-	-
11/28	at OAK	1	1	3	3	0	-	-	1	21	21	-	1	-	1	4	0
12/5	CLV	1	1	4	3	1	-	-	-	-	-	-	1	-	-	-	-
12/12	at NYJ	1	1	3	3	0	-	-	-	-	-	-	-	-	-	-	-
12/19	BUF	1	1	9	9	0	-	-	-	-	-	-	-	-	-	-	-
12/26	DET	1	1	6	5	1	-	-	-	-	-	-	-	-	-	-	-
1/2	at NE	1	1	3	3	0	-	-	-	-	-	-	-	-	-	-	-
2010 Totals		16	16	101	83	18	1.5	13.0	1	21	21	0	5	2	1	4	0

2009 Miami Dolphins

Date	Opp	GP	GS	TT	S	A	Sk	Yds	Int	Yds	Lg	TD	PD	FF	FR	Yds	TD
9/13	at ATL	1	1	8	8	0	-	-	-	-	-	-	1	-	-	-	-
9/21	IND	1	1	5	5	0	-	-	-	-	-	-	0	-	-	-	-
9/27	at SD	1	1	7	5	2	-	-	-	-	-	-	0	-	-	-	-
10/4	BUF	1	1	8	8	0	-	-	-	-	-	-	0	-	-	-	-
10/12	NYJ	1	1	6	3	3	-	-	-	-	-	-	0	-	-	-	-
10/25	NO	1	1	9	8	1	1.5	8.0	-	-	-	-	0	-	-	-	-
11/1	at NYJ	1	0	5	3	2	-	-	-	-	-	-	0	-	-	-	-
11/8	at NE	1	1	9	6	3	-	-	-	-	-	-	0	-	-	-	-
11/15	TB	1	1	6	4	2	-	-	-	-	-	-	2	-	-	-	-
11/19	at CAR	1	1	8	7	1	-	-	-	-	-	-	1	-	-	-	-
11/29	at BUF	1	1	13	8	5	-	-	1	3	3	-	1	-	-	-	-
12/6	NE	1	1	6	6	0	-	-	-	-	-	-	0	-	-	-	-
12/13	at JAX	1	1	7	7	0	-	-	-	-	-	-	1	-	-	-	-
12/20	at TEN	1	1	6	4	2	-	-	-	-	-	-	0	-	-	-	-
12/27	HST	1	1	5	5	0	-	-	1	29	29	-	1	-	-	-	-
1/3	PIT	1	1	6	5	1	-	-	1	16	16	-	1	-	-	-	-
2009 Totals		16	15	114	92	22	1.5	8.0	3	48	29	0	8	0	0	0	0

2008 Miami Dolphins

Date	Opp	GP	GS	TT	S	A	Sk	Yds	Int	Yds	Lg	TD	PD	FF	FR	Yds	TD
9/7	NYJ	1	1	10	7	3	-	-	-	-	-	-	-	1	-	-	-
9/14	at ARZ	1	1	4	2	2	-	-	-	-	-	-	-	-	-	-	-
9/21	at NE	1	1	10	7	3	-	-	-	-	-	-	-	-	-	-	-
10/5	SD	1	1	6	5	1	-	-	-	-	-	-	2	-	-	-	-
10/12	at HST	1	1	12	8	4	-	-	-	-	-	-	1	-	1	0	0
10/19	BLT	1	1	8	8	0	-	-	-	-	-	-	-	1	-	-	-
10/26	BUF	1	1	5	4	1	-	-	-	-	-	-	-	1	-	-	-
11/2	at DEN	1	1	7	6	1	-	-	-	-	-	-	3	-	-	-	-
11/9	SEA	1	1	9	8	1	-	-	-	-	-	-	1	-	-	-	-
11/16	OAK	1	1	5	5	0	-	-	-	-	-	-	-	-	-	-	-
11/23	NE	1	1	9	8	1	1.0	3.0	-	-	-	-	-	-	-	-	-
11/30	at SL	1	1	7	7	0	-	-	-	-	-	-	-	-	-	-	-
12/7	at BUF	1	1	5	5	0	-	-	-	-	-	-	-	-	-	-	-
12/14	SF	1	1	7	6	1	-	-	-	-	-	-	-	-	-	-	-
12/21	at KC	1	1	9	9	0	-	-	-	-	-	-	1	-	-	-	-
12/28	at NYJ	1	1	7	5	2	-	-	-	-	-	-	2	-	-	-	-
2008 Totals		16	16	120	100	20	1.0	3.0	0	0	0	0	10	3	1	0	0

2008 Postseason

Date	Opp	GP	GS	TT	S	A	Sk	Yds	Int	Yds	Lg	TD	PD	FF	FR	Yds	TD
1/4	BLT	1	1	3	2	1	-	-	-	-	-	-	1	-	-	-	-
Totals		1	1	3	2	1	0.0	0.0	0	0	0	0	1	0	0	0	0

2007 Miami Dolphins

Date	Opp	GP	GS	TT	S	A	Sk	Yds	Int	Yds	Lg	TD	PD	FF	FR	Yds	TD
9/9	at WAS	1	1	5	4	1	-	-	-	-	-	-	-	-	-	-	-
Placed on Injured Reserve (9/11)																	
Totals		1	1	5	4	1	0	0	0	0	0	0	0	0	0	0	0

2006 Miami Dolphins

Date	Opp	GP	GS	TT	S	A	Sk	Yds	Int	Yds	Lg	TD	PD	FF	FR	Yds	TD
9/7	at PIT	1	0	3	3	0	-	-	-	-	-	-	1	-	-	-	-
9/17	BUF	1	0	2	2	0	1.0	11.0	-	-	-	-	1	-	-	-	-
9/24	TEN	1	0	1	1	0	-	-	-	-	-	-	-	-	-	-	-
10/1	at HST	1	0	1	1	0	-	-	-	-	-	-	-	-	-	-	-
10/8	at NE	1	0	2	0	2	-	-	-	-	-	-	2	1	-	-	-
10/15	at NYJ	1	1	1	1	0	-	-	-	-	-	-	-	-	-	-	-
10/22	GB	1	1	1	1	0	-	-	-	-	-	-	1	-	-	-	-
11/5	at CHI	1	1	5	5	0	-	-	-	-	-	-	2	1	-	-	-
11/12	KC	1	1	9	6	3	-	-	-	-	-	-	3	-	-	-	-
11/19	MIN	1	1	12	6	6	-	-	-	-	-	-	1	-	1	0	0
11/23	at DET	1	1	2	2	0	-	-	-	-	-	-	-	-	-	-	-
12/3	JAX	1	1	1	0	1	-	-	-	-	-	-	-	-	-	-	-
12/10	NE	1	1	9	5	4	1.0	1.0	-	-	-	-	-	1	1	0	0
12/17	at BUF	1	1	8	3	5	-	-	-	-	-	-	-	-	-	-	-
12/25	NYJ	1	1	2	2	0	-	-	-	-	-	-	1	-	-	-	-
12/31	at IND	1	1	6	3	3	-	-	-	-	-	-	-	-	-	-	-
2006 Totals		16	11	65	41	24	2.0	12.0	0	0	0	0	12	3	2	0	0

2005 Miami Dolphins

Date	Opp	GP	GS	TT	S	A	Sk	Yds	Int	Yds	Lg	TD	PD	FF	FR	Yds	TD
9/11	DEN	1	0	1	1	0	-	-	-	-	-	-	-	-	-	-	-
9/18	at NYJ	1	0	-	-	-	-	-	-	-	-	-	-	-	-	-	-
9/25	CAR	1	0	-	-	-	-	-	-	-	-	-	-	-	-	-	-
10/9	at BUF	1	0	-	-	-	-	-	-	-	-	-	-	-	-	-	-
10/16	at TB	1	0	2	2	0	1.0	14.0	-	-	-	-	-	-	-	-	-
10/21	KC	1	0	2	2	0	-	-	-	-	-	-	-	-	-	-	-
10/30	at NO	1	0	1	1	0	1.0	26.0	-	-	-	-	-	-	-	-	-
11/6	ATL	1	0	2	1	1	-	-	-	-	-	-	-	-	-	-	-
11/13	NE	1	0	2	2	0	-	-	1	0	0	0	1	-	-	-	-
11/20	at CLV	1	0	2	0	2	-	-	-	-	-	-	-	-	-	-	-
11/27	at OAK	1	0	-	-	-	-	-	-	-	-	-	-	-	-	-	-
12/4	BUF	1	0	1	0	1	-	-	-	-	-	-	-	-	-	-	-
12/11	at SD	1	0	5	3	2	1.0	13.0	-	-	-	-	-	1	-	-	-
12/18	NYJ	1	0	1	1	0	-	-	-	-	-	-	1	-	1	12	0
12/24	TEN	1	0	1	0	1	-	-	-	-	-	-	1	-	-	-	-
1/1	at NE	1	0	1	0	1	-	-	-	-	-	-	-	-	-	-	-
2005 Totals		16	0	21	13	8	3.0	53.0	1	0	0	0	3	1	1	12	0

2004 Miami Dolphins

Date	Opp	GP	GS	TT	S	A	Sk	Yds	Int	Yds	Lg	TD	PD	FF	FR	Yds	TD
9/11	TEN	1	0	-	-	-	-	-	-	-	-	-	-	-	-	-	-
9/19	at CIN	1	0	-	-	-	-	-	-	-	-	-	-	-	-	-	-
9/26	PIT	1	0	-	-	-	-	-	-	-	-	-	-	-	-	-	-
10/3	NYJ	1	0	-	-	-	-	-	-	-	-	-	-	-	-	-	-
10/10	at NE	1	0	-	-	-	-	-	-	-	-	-	-	-	-	-	-
10/17	at BUF	1	0	-	-	-	-	-	-	-	-	-	-	-	-	-	-
10/24	SL	1	0	1	1	0	-	-	-	-	-	-	-	-	-	-	-
11/1	at NYJ	1	0	-	-	-	-	-	-	-	-	-	-	-	-	-	-
11/7	ARZ	1	0	-	-	-	-	-	-	-	-	-	-	-	-	-	-
11/21	at SEA	1	0	-	-	-	-	-	-	-	-	-	-	-	-	-	-
11/28	at SF	1	0	1	1	0	-	-	-	-	-	-	1	-	-	-	-
12/5	BUF	1	0	1	1	0	-	-	-	-	-	-	-	-	-	-	-
12/12	at DEN	1	0	-	-	-	-	-	-	-	-	-	-	-	-	-	-

Placed on Injured Reserve (12/13)

2004 Totals		13	0	3	3	0	0.0	0.0	0	0	0	0	1	0	0	0	0
--------------------	--	-----------	----------	----------	----------	----------	------------	------------	----------	----------	----------	----------	----------	----------	----------	----------	----------

Career Interceptions

Date	Game	Qtr	Dwn	Last LOS	Quarterback	Target	Yds
11/13/05	MIA vs. NE	4	3	NE 43	Tom Brady	TE Benjamin Watson	0
11/29/09	MIA at BUF	2	3	BUF 38	Ryan Fitzpartick	TE Shawn Nelson	3
12/27/09	MIA vs. HST	3	2	MIA 44	Matt Schaub	TE Joel Dreessen	29
01/03/10	MIA vs. PIT	2	1	MIA 41	WR Santonio Holmes	RB Rashard Mendenhall	16
11/28/10	MIA at OAK	2	1	OAK 39	Bruce Gradkowski	FB Marcel Reece	21
11/20/11	MIA vs. BUF	2	3	BUF 18	Ryan Fitzpartick	WR David Nelson	20

Career Sacks

Date	Game	Qtr	Dwn	Last LOS	Quarterback	Shared With	Yds
10/16/05	MIA at TB	4	3	MIA 37	Chris Simms		14
10/30/05	MIA at NO	2	3	MIA 46	Aaron Brooks		26
12/11/05	MIA at SD	4	1	SD 36	Drew Brees**		13
09/17/06	MIA vs. BUF	2	3	MIA 48	J.P. Losman		11
12/10/06	MIA vs. NE	4	3	MIA 38	Tom Brady**		1
11/23/08	MIA vs. NE	4	3	MIA 10	Matt Cassel		3
10/25/09	MIA vs. NO	1	3	MIA 24	Drew Brees	DT Randy Starks	4
10/25/09	MIA vs. NO	2	3	NO 10	Drew Brees		6
10/24/10	MIA vs. PIT	1	3	PIT 21	Ben Roethlisberger**	LB Cameron Wake	8
11/14/10	MIA vs. TEN	3	3	TEN 22	Vince Young**		9
10/23/11	MIA vs. DEN	3	1	DEN 36	Tim Tebow		8
12/24/11	MIA at NE	1	3	NE 48	Tom Brady		6


**Forced Fumble

Career Fumbles

Date	Opp	Qtr	Dwn	Last LOS	Fumbled	Forced	Recovered	Yds
12/11/05	MIA at SD	4	1	SD 36	QB Drew Brees**	Bell	DE Kevin Carter	0
11/06/05	MIA vs. ATL	2	4	Punt	CB Allen Rossum	Muffed Punt	Bell	0
12/18/05	MIA vs. NYJ	2	4	FG	P Ben Graham	Muffed Hold	Bell	12
10/08/06	MIA at NE	3	4	Punt	RB Kevin Faulk	Bell	DE David Bowens	0
11/05/06	MIA at CHI	3	1	CHI 25	WR Justin Gage	Bell	CB Andre' Goodman	33
11/19/06	MIA vs. MIN	4	1	MIA 33	RB Chester Taylor	DE Jason Taylor	Bell	0
12/10/06	NE vs. MIA	4	3	MIA 38	QB Tom Brady**	Bell	Bell	0
09/07/08	MIA vs. NYJ	1	1	NYJ 46	RB Leon Washington	Bell	Washington	0
10/12/08	MIA at HST	3	1	MIA 24	WR Andre Johnson	CB Will Allen	Bell	0
10/19/08	MIA vs. BLT	4	3	MIA 46	RB Willis McGahee	Bell	LB Charlie Anderson	0
10/26/08	MIA vs. BUF	4	3	BUF 49	TE Robert Royal	Bell	LB Channing Crowder	11
10/24/10	MIA vs. PIT	1	3	PIT 21	QB Ben Roethlisberger**	Bell	LB Koa Misi	0
11/14/10	MIA vs. TEN	3	3	TEN 22	QB Vince Young**	Bell	DT Randy Starks	0
11/28/10	MIA at OAK	2	2	OAK 32	FB Marcel Reece	-	Bell	4
10/23/11	MIA vs. DEN	2	1	DEN 25	RB Willis McGahee	CB Tyrone Culver	Bell	0

**Caused on a sack

***Recovered Own/Teammate's Fumble



54

LINEBACKER

HEIGHT: 6-1

WEIGHT: 250

AGE: 23 (as of opening weekend)

HOMETOWN: Whitefish Bay, WI

HIGH SCHOOL: Whitefish Bay HS

COLLEGE: Central Michigan

HOW ACQUIRED: Undrafted FA (07/27/11)

EXPERIENCE: NFL: 2nd • JETS: 2nd

Nick BELLORE

Follow Nick

@NBELLORE54

NY

PRO CAREER

- Last season, made the opening DAY roster as undrafted free agent, the only player to accomplish that...Key special teams contributor who finished with 31 tackles to lead the team.

NY

CAREER TRANSACTIONS

- 07/27/11, NYJ, Signed, Undrafted FA

NY

SEASON-BY-SEASON REVIEW

2011 (JETS) Led the team in special teams tackles with 31, 11 more than the next highest...Saw action on defense, recording two total tackles.

NY

BEFORE THE NFL

- Started first 51 consecutive games at Central Michigan...Finished collegiate career with 472 tackles...Had 24 10-tackle games...Had three consecutive seasons with 100-or-more tackles...Selected to play in 2011 East-West Shrine Game.

- As a senior, named co-captain and started 10 games at line-backer...Had five games with 10 tackles...Season-high 14 tackles against Northern Illinois...Finished season with 90 tackles and 7 tackles for a loss. Selected to All-MAC first team defense and earned the Ring of Honor team award.
- Prior to enrolling at CMU, attended Whitefish Bay (WI) HS where he was a three-year letterman and two-year captain...Also played hockey for one varsity season and spent three seasons on the varsity track and field team...Named first-team All-State.

NY

OFF THE FIELD

- Graduated with a degree in finance.



3

KICKER

HEIGHT: 6-0

WEIGHT: 202

AGE: 33 (as of opening weekend)

HOMETOWN: Foyil, OK

HIGH SCHOOL: Foyil HS

COLLEGE: Nebraska

HOW ACQUIRED: FA (05/02/12)

EXPERIENCE: NFL: 10th • JETS: 1st

Josh BROWN

Follow Josh

@Kickingitwith3

NY

PRO CAREER

- Since entering the league in 2003, has made 28 field goals from 50+ yards, the third-most in the league, trailing only Sebastian Janikowski (32) and Jason Hanson (29).
- Since 2003, ranks fourth in the NFL in both total points (962) and field goals made (220).
- Has scored more than 100 points in seven of his nine seasons.
- Has made seven career game-winning field goals in the final minute of regulation or overtime, including an NFL-record four game-winners in 2006.
- Among all kickers since 1970 with at least five postseason games, his 7.7 points per game rank fifth.

Career Statistics

Year	Team	FG	FGA	Pct	LG	XP	XPA	Pts
2003	SEA	22	30	73.3	58	48	48	114
2004	SEA	23	25	92.0	54	40	40	109
2005	SEA	18	25	72.0	55	56	57	110
2006	SEA	25	31	80.6	54	36	36	111
2007	SEA	28	34	82.4	53	43	43	127
2008	SL	31	36	86.1	54	19	19	112
2009	SL	19	24	79.2	55	16	16	73
2010	SL	33	39	84.6	53	26	27	125
2011	SL	21	28	75.0	49	18	18	81
Career Totals		220	272	80.9	58	302	304	962

Career Bests

Field Goals Made: 4 (seven times, last 12/05/10 at ARZ)

Field Goals Attempted: 5 (twice, last 12/03/06 at DEN)

Points: 15 (10/21/07 vs. SL)

Extra Points Made: 6 (four times, last 09/24/06 vs. NYG)

Longest Field Goal: 58 (10/05/03 at GB)

Additional Statistics

Punting: 5-124-24.8 avg. (Career): 1-20-20.0 avg. (2008); 2-49-24.5 avg. (2006); 1-20-20.0 avg. (2005); 1-35-35.0 avg. (2004)

Special Teams Tackles: 23 (Career): 1 (2011); 2 (2010); 1 (2009); 4 (2008); 4 (2007); 2 (2006); 3 (2005); 2 (2004); 4 (2003)

Passing: 1-1, 36 yds, 1 TD (Career): 1-1, 36 yds, 1 TD (2009)

NY

CAREER TRANSACTIONS

- 05/02/12, NYJ, Signed, FA
- 04/30/12, SL, Released
- 03/01/08, SL, Signed, UFA (SEA)
- 05/02/07, SEA, Signed, Franchise Tender
- 02/22/07, SEA, Designated Franchise Player
- 04/10/06, SEA, Re-Signed, RFA
- 04/27/03, SEA, D7a (222)

Career Postseason

Year	Team	FG	FGA	Pct	LG	XP	XPA	Pts
2003	SEA	2	2	100.0	35	3	3	9
2004	SEA	2	2	100.0	47	2	2	8
2005	SEA	5	8	62.5	47	7	7	22
2006	SEA	3	3	100.0	40	4	4	13
2007	SEA	4	4	100.0	50	5	5	17
Totals		16	19	84.2	50	21	21	69

Career Postseason Bests

Field Goals Made: 2 (seven times, last 01/12/08 at GB)

Field Goals Attempted: 3 (twice, last 02/05/06 at PIT)

Points: 10 (01/22/06 vs. CAR)

Extra Points Made: 4 (01/22/05 vs. CAR)

Longest Field Goal: 50 (01/05/08 vs. WAS)

SEASON-BY-SEASON REVIEW

2011 (SL) Accounted for 42% of the team's points, the fourth-most of any kicker last in 2011...After beginning his career with eight-consecutive seasons with a field goal of 50-or-more yards, failed to connect on any kick beyond 49 yards.

2010 (SL) Connected a career-best 33 field goals on 39 attempts... Scored 125 points, the most since his career-high 127 points during the 2007 season. **SEASON HIGHLIGHTS: (12/5 at ARZ)**...Matched his career-high with four field goals, connecting on kicks from 28, 52, 20 and 43 yards. **(11/28 at DEN)**...Missed only the second extra point attempt of his career, snapping a streak of 165 consecutive extra points made.

2009 (SL) Scored 41.7% of his teams points, third-best amongst kickers...Connected on six field goals of 50-or-more yards for the second-consecutive season...Failed to score 100 points for the first time in his career, snapping a streak of six consecutive seasons with at least 100 points to open his career. **SEASON HIGHLIGHTS: (11/1 at DET)**...Lining up in field goal formation, completed a 36-yard touchdown to TE Daniel Fells with under a minute to play in the first half.

2008 (SL) In his first season with SL, extended his streak of consecutive 100 point seasons, as he scored 112 points on a then career-best 31 field goals...Made six kicks of 50-or-more yards, tied for the third-most of any kicker in a single season since the AFL-NFL merger...Earned NFC Special Teams Player of the Month honors for October after scoring 33 points on nine-of-10 field goal attempts and six-of-six extra points. **SEASON HIGHLIGHTS: (11/30 vs. MIA)**...Matched his career-best with four field goals made, marking the first time he hit four field goals multiple times in the same season since 2004. **(10/12 at WAS)**...Matched his career-high with four field goals made, the final coming from 49 yards as time expired. **(9/14 vs. NYG)**...Connected on a pair of 54-yard field goals, the first time a kicker had made two in a game since he did so in 2007 season finale, and the third time he made two kicks of 50-or-more yards in a game in his career.

2007 (SEA) Established a single-season best 127 points, the most points since his rookie season in 2003, as he connected on 28-of-34 field goals and all 43 extra points. **POSTSEASON:** Was perfect again on his postseason kicks, hitting all four field goal attempts and all five extra points. **(Wild Card: 1/5 vs. WAS)**...Made a 50-yard field goal, the longest postseason kick of his career. **SEASON HIGHLIGHTS: (12/30 at ATL)**...Made kicks from 54 and 51 yards, marking the second time in his career he made two 50 yard kicks in a game. **(10/27 vs. SL)**... Scored a career-best 15 points, on four-of-four field goals and three extra points.

2006 (SEA) Tied an NFL record with four game-winning field goals in the final minute of regulation or overtime...Converted 42-yarder at DET (9/10), 54-yarder at SL (10/15), 38-yarder vs. SL (11/12) and 50-yarder at DEN (12/3)...54-yard game winner at SL is fifth-longest in NFL history...Twice named Special Teams Player of the Week and named an NFC Pro Bowl alternate...Earned *USA Today's* All-Joe team honors after he hit more than 80% of his field goals (25-of-31) and all 36 of his extra points, scoring 111, his fourth consecutive season with at least 100 points...Punted twice, his most in a single season, for 49 yards. **POSTSEASON:** Perfect in the postseason, hitting all three field goals and all four extra points. **SEASON HIGHLIGHTS: (12/3 at DEN)**... Matched his career-high, set in the season opener, with five field goal

attempts. **(9/10 at DET)**...Attempted five field goals, a single-game high.

2005 (SEA) Voted a Pro Bowl alternate as he scored 110 points on 18 made field goals and 56 extra points...Registered the lowest field goal percentage of his career, hitting just 72% of his kicks. **POSTSEASON:** Hit on five-of-eight field goal attempts, the only postseason misses of his career. **SEASON HIGHLIGHTS: (11/6 at ARZ)**...Saw an extra point attempt blocked, the first missed extra point of his career, snapping a streak of 113 made. **(10/23 vs. DAL)**...Earned NFC Special Teams Player of the Week honors after kicking a 55-yarder, the second longest of his career, and a game-winning 50-yarder as time expired...Marked the first of three times he would connect on multiple 50-yard field goals.

2004 (SEA) Missed only two field goals all season (23-of-25), tied for the fewest misses of any kicker with at least 25 attempts...Made 92% of his field goal attempts, a single-season best. **POSTSEASON:** Connected on all four attempts, two field goals and two extra points. **SEASON HIGHLIGHTS: (10/17 at NE)**...Established a career-best four made field goals, connecting on kicks of 33, 40, 28 and 31 yards. **(10/10 vs. SL)**...After an injury to P Tom Rouen, punted for the first time in his career, a 35-yard punt.

2003 (SEA) Made 22-of-30 field goals and all 48 extra points as a rookie seventh-round pick...Opened the season with at least one field goal in nine consecutive games. **POSTSEASON:** Made his postseason debut **(at GB, 1/4)** and connected on both field goal attempts as well as all three extra points. **SEASON HIGHLIGHTS: (10/5 at GB)**...In the fourth game of his career, hit a 58-yard field goal which still stands as his career long.



BEFORE THE NFL

- Finished college career third on Nebraska's all-time scoring list with 315 points...As a senior, was All-Big 12 Conference first-team selection by the league's coaches and *Kansas City Star*, adding second-team honors from the *Associated Press* after leading the team with 88 points, connecting on 14-of-18 field goals and all 46 PATs...Scored 75 points during sophomore season and set a school record with 60 consecutive extra points...Booted a 51-yarder and set an NCAA bowl record as he connected on all nine extra-point attempts versus Northwestern in the Alamo Bowl.
- In his high school career at Foyil(OK) HS, played running back, safety, punter, placekicker and returned punts and kickoffs...Made a career-long 61-yard field goal in the state playoffs...As a running back, rushed for 1,891 yards and 51 touchdowns, playing eight-man football...Totaled 9,136 career all-purpose yards and 122 career touchdowns.



OFF THE FIELD

- Earned three basketball letters in high school and was a two-time Class A state champion in the high jump, clearing a career-best of 6'8" at the state meet in both 1997 and 1998.
- The Josh Brown Giving Project works to "improve the quality of life for our youth, increase physical activity and...find a cure [to] cystic fibrosis." He works with Baskets for Hope, an organization that delivers baskets to children who have recently been diagnosed with cancer or another serious illness.
- Wife, Molly, sons, Kobe and Kemper, and daughter, Georgia.

2011 St. Louis Rams

Date	Opp	FG	FGA	Pct	Lg	XP	XPA	Pts
9/11	PHI	2	3	66.7	49	1	1	7
9/19	at NYG	3	3	100.0	27	1	1	10
9/25	BLT	0	0	-	-	1	1	1
10/2	WAS	1	1	100.0	32	1	1	4
10/16	at GB	1	2	50.0	36	0	0	3
10/23	at DAL	0	0	-	-	1	1	1
10/30	NO	1	1	100.0	38	4	4	7
11/6	at ARZ	3	4	75.0	48	0	0	9
11/13	at CLV	2	2	100.0	34	1	1	7
11/20	SEA	0	0	-	-	1	1	1
11/27	ARZ	2	3	66.7	48	2	2	8
12/4	at SF	0	0	-	-	0	0	0
12/12	at SEA	2	2	100.0	46	1	1	7
12/18	CIN	2	3	66.7	43	1	1	7
12/24	at PIT	0	2	0.0	-	0	0	0
1/1	SF	2	2	100.0	49	3	3	9
2011 Totals		21	28	75.0	49	18	18	81

2010 St. Louis Rams

Date	Opp	FG	FGA	Pct	LG	XP	XPA	Pts
9/12	ARZ	2	3	66.7	46	1	1	7
9/19	at OAK	0	1	0.0	-	2	2	2
9/26	WAS	3	4	75.0	37	3	3	12
10/3	SEA	2	2	100.0	31	2	2	8
10/10	at DET	2	2	100.0	28	0	0	6
10/17	SD	2	2	100.0	48	2	2	8
10/24	at TB	1	1	100.0	25	2	2	5
10/31	CAR	2	3	66.7	41	2	2	8
11/14	at SF	2	2	100.0	42	2	2	8
11/21	ATL	1	1	100.0	53	2	2	5
11/28	at DEN	3	4	75.0	37	3	4	12
12/5	at ARZ	4	4	100.0	52	1	1	13
12/12	at NO	2	3	66.7	45	1	1	7
12/19	KC	2	2	100.0	52	1	1	7
12/26	SF	3	3	100.0	43	2	2	11
1/2	at SEA	2	2	100.0	32	0	0	6
2010 Totals		33	39	84.6	53	26	27	125

2009 St. Louis Rams

Date	Opp	FG	FGA	Pct	LG	XP	XPA	Pts
9/13	at SEA	0	1	0.0	-	0	0	0
9/20	at WAS	0	0	-	-	1	1	1
9/27	GB	1	2	50.0	53	2	2	5
10/4	at SF	0	1	0.0	-	0	0	0
10/11	MIN	1	1	100.0	29	1	1	4
10/18	at JAX	2	2	100.0	52	2	2	8
10/25	IND	2	2	100.0	45	0	0	6
11/1	at DET	1	1	100.0	41	2	2	5
11/15	NO	1	1	100.0	32	2	2	5
11/22	ARZ	2	2	100.0	40	1	1	7
11/29	SEA	1	2	50.0	55	2	2	5
12/6	at CHI	3	3	100.0	50	0	0	9
12/13	at TEN	0	0	-	-	1	1	1
12/20	HST	2	2	100.0	52	1	1	7
12/27	at ARZ	1	1	100.0	33	1	1	4
1/3	SF	2	3	66.7	54	0	0	6
2009 Totals		19	24	79.2	55	16	16	73

2008 St. Louis Rams

Date	Opp	FG	FGA	Pct	LG	XP	XPA	Pts
9/7	at PHI	1	1	100.0	46	0	0	3
9/14	NYG	2	2	100.0	54	1	1	7
9/21	at SEA	2	2	100.0	43	1	1	7
9/28	BUF	0	1	0.0	-	2	2	2
10/12	at WAS	4	4	100.0	51	1	1	13
10/19	DAL	2	3	66.7	52	4	4	10
10/26	at NE	3	3	100.0	44	1	1	10
11/2	ARZ	0	0	-	-	1	1	1
11/9	at NYJ	1	1	100.0	37	0	0	3
11/16	at SF	3	4	75.0	48	1	1	10
11/23	CHI	1	2	50.0	43	0	0	3
11/30	MIA	4	4	100.0	51	0	0	12
12/7	at ARZ	1	2	50.0	51	1	1	4
12/14	SEA	2	2	100.0	48	2	2	8
12/21	SF	3	3	100.0	43	1	1	10
12/28	at ATL	2	2	100.0	31	3	3	9
2008 Totals		31	36	86.1	54	19	19	112

Career Field Goals by Distance

1-19			20-29			30-39			40-49			50+			Total		
M	A	Pct	M	A	Pct	M	A	Pct	M	A	Pct	M	A	Pct	M	A	Pct
1	1	100.0	70	71	98.6	61	70	87.1	60	87	69.0	28	43	65.1	220	272	80.9

2007 Seattle Seahawks

Date	Opp	FG	FGA	Pct	LG	XP	XPA	Pts
9/9	TB	2	2	100.0	46	2	2	8
9/16	at ARZ	2	2	100.0	28	2	2	8
9/23	CIN	1	1	100.0	23	3	3	6
9/30	at SF	3	3	100.0	31	2	2	11
10/7	at PIT	0	0	-	-	0	0	0
10/14	NO	1	2	50.0	52	2	2	5
10/21	SL	4	4	100.0	48	3	3	15
11/4	at CLV	3	3	100.0	39	3	3	12
11/12	SF	1	2	50.0	20	3	3	6
11/18	CHI	3	4	75.0	46	3	3	12
11/25	at SL	1	3	33.3	33	3	3	6
12/2	at PHI	0	1	0.0	-	4	4	4
12/9	ARZ	2	2	100.0	41	4	4	10
12/16	at CAR	1	1	100.0	23	1	1	4
12/23	BLT	2	2	100.0	42	3	3	9
12/30	at ATL	2	2	100.0	54	5	5	11
2007 Totals		28	34	82.4	53	43	43	127

2007 Postseason

Date	Opp.	FG	FGA	Pct	Lg	XP	XPA	Pts
1/5	WAS	2	2	100.0	50	3	3	9
1/12	at GB	2	2	100.0	29	2	2	8
Totals		4	4	100.0	50	5	5	17

2006 Seattle Seahawks

Date	Opp	FG	FGA	Pct	LG	XP	XPA	Pts
9/10	at DET	3	5	60.0	51	0	0	9
9/17	ARZ	0	1	0.0	-	3	3	3
9/24	NYG	0	0	-	-	6	6	6
10/1	at CHI	2	2	100.0	24	0	0	6
10/15	at SL	3	4	75.0	54	3	3	12
10/22	MIN	2	2	100.0	42	1	1	7
10/29	at KC	0	0	-	-	4	4	4
11/6	OAK	3	3	100.0	25	1	1	10
11/12	SL	1	1	100.0	38	3	3	6
11/19	at SF	0	0	-	-	2	2	2
11/27	GB	4	4	100.0	45	2	2	14
12/3	at DEN	3	5	60.0	50	2	2	11
12/10	at ARZ	0	0	-	-	3	3	3
12/14	SF	0	0	-	-	2	2	2
12/24	SD	1	1	100.0	33	2	2	5
12/31	at TB	3	3	100.0	35	2	2	11
2006 Totals		25	31	80.6	54	36	36	111

2006 Postseason

Date	Opp.	FG	FGA	Pct	Lg	XP	XPA	Pts
1/6	DAL	2	2	100.0	30	1	1	7
1/14	at CHI	1	1	100.0	40	3	3	6
Totals		3	3	100.0	40	4	4	13

2005 Seattle Seahawks

Date	Opp	FG	FGA	Pct	LG	XP	XPA	Pts
9/11	at JAX	0	0	-	-	2	2	2
9/18	ATL	0	0	-	-	3	3	3
9/25	ARZ	3	3	100.0	47	4	4	13
10/2	at WAS	1	3	33.3	53	2	2	5
10/9	at SL	3	3	100.0	44	4	4	13
10/16	HST	0	0	-	-	6	6	6
10/23	DAL	2	2	100.0	55	1	1	7
11/6	at ARZ	2	2	100.0	28	3	4	9
11/13	SL	1	1	100.0	31	4	4	7
11/20	at SF	2	3	66.7	47	3	3	9
11/27	NYG	1	1	100.0	36	3	3	6
12/5	at PHI	0	1	0.0	-	6	6	6
12/11	SF	2	3	66.7	52	5	5	11
12/18	at TEN	0	1	0.0	-	4	4	4
12/24	IND	0	1	0.0	-	4	4	4
1/1	at GB	1	1	100.0	44	2	2	5
2005 Totals		18	25	72.0	55	56	57	110

2005 Postseason

Date	Opp.	FG	FGA	Pct	Lg	XP	XPA	Pts
1/14	WAS	2	2	100.0	33	2	2	8
1/22	CAR	2	3	66.7	39	4	4	10
2/5	at PIT	1	3	33.3	47	1	1	4
Totals		5	8	62.5	47	7	7	22

2004 Seattle Seahawks

Date	Opp	FG	FGA	Pct	LG	XP	XPA	Pts
9/12	at NO	0	0	-	-	3	3	3
9/19	at TB	1	1	100.0	44	1	1	4
9/26	SF	2	2	100.0	35	4	4	10
10/10	SL	2	3	66.7	48	3	3	9
10/17	at NE	4	4	100.0	40	0	0	12
10/24	at ARZ	1	1	100.0	54	2	2	5
10/31	CAR	3	3	100.0	45	2	2	11
11/7	at SF	0	0	-	-	6	6	6
11/14	at SL	4	4	100.0	45	0	0	12
11/21	MIA	1	1	100.0	33	3	3	6
11/28	BUF	1	1	100.0	19	0	0	3
12/6	DAL	1	1	100.0	21	4	4	7
12/12	at MIN	2	3	66.7	33	3	3	9
12/19	at NYJ	0	0	-	-	2	2	2
12/26	ARZ	1	1	100.0	34	3	3	6
1/2	ATL	0	0	-	-	4	4	4
2004 Totals		23	25	92.0	54	40	40	109

2004 Postseason

Date	Opp.	FG	FGA	Pct	Lg	XP	XPA	Pts
1/8	SL	2	2	100.0	47	2	2	8
Totals		2	2	100.0	47	2	2	8

2003 Seattle Seahawks

Date	Opp	FG	FGA	Pct	LG	XP	XPA	Pts
9/7	NO	2	2	100.0	37	3	3	9
9/14	at ARZ	1	1	100.0	37	5	5	8
9/21	SL	1	2	50.0	36	3	3	6
10/5	at GB	2	2	100.0	58	1	1	7
10/12	SF	2	2	100.0	37	2	2	8
10/19	CHI	1	2	50.0	45	3	3	6
10/26	at CIN	1	2	50.0	27	3	3	6
11/2	PIT	3	3	100.0	46	2	2	11
11/9	at WAS	2	3	66.7	48	2	2	8
11/16	DET	0	0	-	-	5	5	5
11/23	at BLT	2	2	100.0	46	5	5	11
11/30	CLV	2	3	66.7	41	4	4	10
12/7	at MIN	0	2	0.0	-	1	1	1
12/14	at SL	2	2	100.0	38	2	2	8
12/21	ARZ	0	0	-	-	4	4	4
12/27	at SF	1	2	50.0	33	3	3	6
2003 Totals		22	30	73.3	58	48	48	114

2003 Postseason

Date	Opp.	FG	FGA	Pct	Lg	XP	XPA	Pts
1/4	at GB	2	2	100.0	35	3	3	9
Totals		2	2	100.0	35	3	3	9



4

PUNTER

HEIGHT: 6-3

WEIGHT: 221

AGE: 27 (as of opening weekend)

HOMETOWN: Walla Walla, WA

HIGH SCHOOL: DeSales HS

COLLEGE: Idaho

HOW ACQUIRED: Undrafted FA (05/01/09)

EXPERIENCE: NFL: 2nd • JETS: 2nd

T.J. CONLEY

Follow T.J.

@tjconley4

NY

PRO CAREER

- Punted in all 16 games for the Jets after winning the job in training camp last season...Finished with second-most punts (92), yards (3,926) and punts inside the 20-yard line (32) in franchise history.
- Has a career net average of 38.8 yards per punt, the highest of any punter in team history since 1976 when the stat was first kept.

NY

CAREER TRANSACTIONS

- 01/06/10, NYJ, Signed, Reserve/Future
- 08/19/10, NYJ, Waived
- 01/06/10, NYJ, Signed, Reserve/Future
- 08/17/09, NYJ, Waived
- 05/01/09, NYJ, Signed, Undrafted FA

NY

SEASON-BY-SEASON REVIEW

2011 (JETS) Punted 92 times for 3,926 yards, both the second-highest totals in franchise history...Placed 32 punts inside the 20-yard line, also the second-most...His net average of 38.8 yards per punt places him first in team history for career net average. **SEASON HIGHLIGHTS:** Made his NFL debut in the Jets 27-24 win vs. DAL (9/11) and punted six times for a net average of 35.0 and placed two punts inside the Cowboys 10-yard line.

NY

BEFORE THE NFL

- Named to the prestigious Walter Camp All-American Team as a first-team selection.
- Led the NCAA in punting in 2008 (47.4), and was a first-team all-WAC choice as he logged five games with averages of more than 50 yards.
- Set single-season records for punting average and punting yards (2,751) and is Idaho's career punting yardage leader with 9,242 yards.
- Class B-11 Player of the Year (Washington) who threw for 10,147 career yards as a quarterback, including 35 touchdowns his senior year alone.

NY

OFF THE FIELD

- Also played basketball and baseball at DeSales (WA) HS...Earned all-state and all-conference recognition for four successive seasons and won state baseball championship four consecutive years.
- Named 2004 Blue Mountain Male Athlete of the Year...All-conference basketball and baseball in 2003, all-state baseball in 2003... Blue Mountain Athlete of the Year runner-up in 2002 and 2003.
- Graduated in Dec. 2008, with a degree in civil engineering.
- Born Timothy Joseph Conley, Jr.

Career Statistics

Year	Team	GP	No	Yds	Avg	TB	In 20	Lg	Blk	Net
2011	Jets	16	92	3,926	42.7	6	32	63	0	38.8
Career Totals		16	92	3,926	42.7	6	32	63	0	38.8

Additional Statistics

Special Teams Tackles: 1 (career): 1 (2011)

Career Bests

Most Punts: 9 (12/24/11 vs NYG)

Highest Net Average: 42.9 (12/11/11 vs KC)

Inside 20: 4 (12/24/11 vs NYG)

Longest Punt: 63 (10/17/11 vs MIA)



38

FULLBACK

HEIGHT: 5-11

WEIGHT: 245

AGE: 25 (as of opening weekend)

HOMETOWN: West Chester, OH

HIGH SCHOOL: Lakota West (OH) HS

COLLEGE: Kentucky

HOW ACQUIRED: D5 (139), 2010

EXPERIENCE: NFL: 3rd • JETS: 3rd

John CONNER

Follow John

@JCONNER38

NY

PRO CAREER

- Took over as the starting fullback last season and helped lead the way for RB Shonn Greene's first-career 1,000-yard season.

NY

CAREER TRANSACTIONS

- 04/24/10, NYJ, D5* (139)

*Jets acquired 2010 D5 (139) from SEA for RB Leon Washington and 2010 D7 (236 – Dexter Davis)

NY

SEASON-BY-SEASON REVIEW

2011 (JETS) SEASON HIGHLIGHTS: (12/4 at WAS)...Converted two third-and-ones with one-yard runs...Helped lead the way for RB Shonn Greene to set a career-high three rushing touchdowns. **(11/6 at BUF)...**Scored his second-career touchdown, a one-yard run in the Jets 27-11 win in Orchard Park, NY...The touchdown was his first of the season...He scored his first touchdown against the Bills in his rookie season on a 16-yard run.

2010 (JETS) Appeared in all 16 games in his rookie season, registering eight carries for 44 yards and a touchdown and collected two receptions for nine yards...Collected eight special teams tackles and returned three kicks for 35 yards. **POSTSEASON:** Active for the first postseason game at IND, 01/08/11, but inactive for the next two.

SEASON HIGHLIGHTS: (1/2 vs. BUF)...Registered the first carries of his career when he ran eight times for 44 yards (5.5 avg.), scoring the first touchdown of his career on a 16-yard run. **(10/11 vs. MIN)...**Caught one pass for seven yards. **(10/03 at BUF)...**Caught the first pass of his career when he pulled in a two-yard reception from QB Mark Sanchez. **(9/13 vs. BLT)...**Made his NFL debut.

NY

BEFORE THE NFL

- Played in 54 games at Kentucky with 26 starts...Finished his career with 53 carries for 245 yards and four touchdowns and added 25 catches for 193 yards and four more touchdowns...Primarily served as a blocking back with a major role on special teams...Received a medical redshirt in 2005 when he was injured three games into the season as a true-freshman walk-on.
- Two-year starter and team captain at Lakota West (OH) HS...As a senior was named first-team All-Greater Miami Conference and honorable-mention All-Southwest Ohio as he rushed for 1,100 yards and 14 touchdowns, averaging 6.3 yards per carry, as a senior.

NY

OFF THE FIELD

- Son of John and Marion Conner.
- Completed his degree in kinesiology.

Career Statistics

Year	Team	GP	GS	Rushing					Receiving				
				Rush	Yds	Avg	Lg	TD	Rec	Yds	Avg	Lg	TD
2010	Jets	16	0	8	44	5.5	16t	1	2	9	4.5	7	0
2011	Jets	16	8	13	44	3.4	13	1	2	9	4.5	9	0
Career Totals		32	8	21	88	4.2	16t	2	4	18	4.5	9	0

Additional Statistics

Special Teams Tackles: 8 (Career): 8 (2010)

Kick Returns: 5-64-18 (Career): 2-29-18 (2011); 3-35-18 (2010)

Career Bests

Rushes: 8 (01/02/11 vs. BUF)

Longest Reception: 9 (09/18/11 vs. JAX)

Rushing Yards: 44 (01/02/11 vs. BUF)

Receiving Yards: 9 (09/18/11 vs. JAX)

Longest Rush: 16t (01/02/11 vs. BUF)

Career Postseason Statistics

Year	Team	GP	GS	Rushing					Receiving				
				Rush	Yds	Avg	Lg	TD	Rec	Yds	Avg	Lg	TD
2010	Jets	1	0	0	0	0.0	0	0	0	0	0.0	0	0
Totals		1	0	0	0	0.0	0	0	0	0	0.0	0	0



31

CORNERBACK

HEIGHT: 6-2

WEIGHT: 210

AGE: 28 (as of opening weekend)

HOMETOWN: Tallahassee, FL

HIGH SCHOOL: Lincoln (FL) HS

COLLEGE: Florida State

HOW ACQUIRED: Trade (SD, 03/05/10)

EXPERIENCE: NFL: 7th • JETS: 3rd

Antonio CROMARTIE

NY

PRO CAREER

- Has recorded 22 interceptions, 72 passes defended, two fumble recoveries, a forced fumble and 240 tackles after starting 70-of-95 games played in the regular season.
- Scored four touchdowns during his career: two on interception returns of 70 yards (vs. HST 10/28/07) and 52 yards (vs. Jets 09/22/08), one on an errant punt snap in the end zone (vs. HST 10/28/07), and another on a 109-yard missed field-goal return (at MIN 11/04/07)...The 109-yard return is tied for the longest play in NFL history.

- In the 2008 Pro Bowl (2007 season), he tied a record with two interceptions...The first interception was on a DAL QB Tony Romo pass and the second came on a TB QB Jeff Garcia pass.

NY

CAREER TRANSACTIONS

- 08/01/11, NYJ, Re-Signed, UFA
- 03/05/10, NYJ, Trade, SD, 2011 D2 (61 – Jonas Mouton)
- 04/29/06, SD, D1 (19)

Career Statistics

Year	Team	GP	GS	TT	S	A	Sk	Yds	Int	Yds	Lg	TD	PD	FF	FR	Yds	TD
2006	SD	16	0	14	12	2	0.0	0.0	0	0	0	0	5	0	0	0	0
2007	SD	16	8	41	33	8	0.0	0.0	10	144	70t	1	18	0	1	0	1
2008	SD	16	15	64	57	7	0.0	0.0	2	66	52t	1	9	0	0	0	0
2009	SD	16	16	33	31	2	0.0	0.0	3	17	16	0	10	0	0	0	0
2010	Jets	15	15	42	40	2	0.0	0.0	3	75	66	0	18	0	1	0	0
2011	Jets	16	16	46	38	8	0.0	0.0	4	105	42	0	12	1	0	0	0
Career Totals		95	70	240	211	29	0.0	0.0	22	407	70t	2	72	1	2	0	1

Additional Statistics

Special Teams Tackles: 17 (career): 10 (2006); 7 (2007)

Touchdowns: 2 (Career): 1 (2008); 1 (2007)

Rushing: 1-1-1 (Career): 1-1-1 (2011)

Career Bests

Tackles: 11 (11/9/08 vs. KC)

Interceptions: 3 (11/11/07 vs. IND)

Long Interception Return: 70 (10/28/07 vs. HST)

Career Postseason Statistics

Year	Team	GP	GS	TT	S	A	Sk	Yds	Int	Yds	Lg	TD	PD	FF	FR	Yds	TD
2006	SD	1	0	3	3	0	0	0	0	0	0	0	1	0	0	0	0
2007	SD	3	3	10	8	2	0	0	2	37	30	0	2	1	0	0	0
2008	SD	2	2	6	6	0	0	0	0	0	0	0	1	0	0	0	0
2009	SD	1	1	2	1	1	0	0	0	0	0	0	0	0	0	0	0
2010	Jets	3	3	11	10	1	0	0	0	0	0	0	1	0	0	0	0
Totals		10	9	32	28	4	0	0	2	37	30	0	5	1	0	0	0



SEASON-BY-SEASON REVIEW

2011 (JETS) Part of a secondary that finished fifth in opposing net passing yards per game, allowing 201.0 yards...Started all 16 games for the second time in his career and registered 46 tackles, the most since his career-high 64 in 2008, while his four interceptions were the most since the 10 he picked off in his 2007 Pro Bowl season...Registered career-bests with 17 kickoff returns for 417 yards. **SEASON HIGHLIGHTS: (10/9 at NE)**...Recorded his third interception of the season, when he caught a deflected QB Tom Brady pass in the end zone...It was the first pick of a Brady "red zone" pass in Gillette Stadium during his career. **(9/18 vs. JAX)**...Finished the game with two KOR for 85 yards, two INT returns for 63 yards, one rush for one yard and three tackles...It marked the fifth multi-interception game of his career.

2010 (JETS) Started the first 15 games of the season before sitting out in the season finale to rest for the postseason...Registered 42 tackles (40 solo), the second-highest total in his career, and tied with CB Dwight Lowery for the team-lead with three interceptions...Matched his career-high of 18 passes defended, set in his breakout 2007 season...Returned five punts for 36 yards (7.2 avg.) and one kickoff for minus six yards. **POSTSEASON:** Finished the postseason with 11 tackles (10 solo) and one pass defended...Became the primary kickoff returner with WR Brad Smith injured and collected 191 yards on six returns (31.8 avg.). **(AFC Championship: 1/23 at PIT)**...Matched his postseason career-high with five tackles (all solo). **(Divisional: 1/16 at NE)**...Capped his four kickoff returns for 103 yards with 23-yard return following an onside kick that led to a RB Shonn Greene touchdown run and a 28-14 Jets lead late in the fourth quarter. **(Wild Card: 1/8 at IND)**...Set up the game-winning field goal drive in the 17-16 victory when he returned a kickoff 47 yards to the 46-yard line. **SEASON HIGHLIGHTS: (11/25 vs. CIN)**...Picked off QB Carson Palmer in the end zone for his third interception of the season, tying him with Dwight Lowery for the team lead. **(11/14 at CLV)**...Registered just the second fumble recovery of his career when he scooped up a WR Chansi Stuckey fumble caused by CB Drew Coleman to help halt a CLV overtime drive deep in Jets territory. **(9/19 vs. NE)**...Recorded interceptions in consecutive weeks for the fourth time in his career and first since Weeks 10 and 11 in 2009 when he intercepted a QB Tom Brady pass intended for WR Randy Moss...After an injury to CB Darrelle Revis at halftime, switched on to Moss, holding the receiver without a reception in the second half. **(9/13 vs. BLT)**...Made his Jets debut and picked off QB Joe Flacco, returning the ball 66 yards, his longest interception return since he returned a pass 70 yards for a touchdown vs. HST, 10/28/07.

2009 (SD) Started all 16 regular-season games in addition to the one SD playoff contest...Finished the season with three interceptions, six passes defended and 36 tackles...All three of his interceptions came during the month of November. **POSTSEASON: (Divisional: 1/17 vs. NYJ)**...Posted two tackles. **SEASON HIGHLIGHTS: (11/22 at DEN)**...Intercepted a QB Kyle Orton pass intended for WR Eddie Royal, and finished with five tackles. **(11/15 vs. PHI)**...Ended the game with an interception of a QBDonovan McNabb lob to the end zone and preserved 31-23 victory. **(11/1 vs. OAK)**...Recorded an interception on an overthrown QB JaMarcus Russell pass to end the first OAK drive of the game.

2008 (SD) Earned second-alternate Pro Bowl honors after starting 15 of the 16 games he played in...Recorded 64 tackles, nine passes defended and two interceptions, one of which he returned 52 yards for a touchdown. **POSTSEASON HIGHLIGHTS:** Started both postseason contests **(1/3 vs. IND and 1/11 at PIT)** posting six total tackles. **SEASON HIGHLIGHTS: (11/9 vs. KC)**...Recorded a career-high 11 tackles (10 solo). **(9/22 vs. NYJ)**...Named AFC Defensive Player of the Week after a two-interception performance against QB Brett Favre, in which he returned the first interception 52 yards for a touchdown...Also made a game-clinching interception against QB Kellen Clemens in the end zone late in the fourth quarter.

2007 (SD) Garnered Pro Bowl honors and named first-team All-Pro by the *Associated Press* and *Sports Illustrated*, All-NFL and All-AFC by *PFW* and *PFWA* and All-NFL by *USA Today Sports Weekly* after he registered 10 interceptions, one returned for a touchdown, 18 passes defended, 41 tackles, one fumble recovery and seven special teams tackles while starting eight-of-16 games played...All 10 of his interceptions were recorded during a nine-game stretch...Garnered AFC Defensive Player of the Month for December after collecting four interceptions in the month. **POSTSEASON:** Started all three SD postseason games, finishing with 10 tackles, two interceptions for 37 yards, two passes defended and one forced fumble. **(AFC Championship: 1/20 at NE)**...Intercepted QB Tom Brady in the end zone. **(Divisional: 1/13 at IND)**...Intercepted a pass off QB Peyton Manning, his fourth interception of Manning in two games that season...Returned the pick 89 yards for an apparent touchdown, but a penalty behind play negated score and left with him credited with a 30-yard return...Earlier in contest, set up the first touchdown of game when he forced a WR Marvin Harrison fumble. **SEASON HIGHLIGHTS: (12/16 vs. DET)**...Collected SD single-season record 10th interception of the season, when he picked off a QB Jon Kitna pass. **(12/9 vs. TEN)**...Tested twice by QB Vince Young during the game defending one pass and intercepting the other...The interception, his ninth of the season, tied a SD record for most in a single season. **(12/2 at KC)**...Registered his third multiple-interception game of the season when he hauled in two passes, one from QB Damon Huard and other from QB Tyler Thigpen. **(11/11 vs. IND)**...Made first-career start in place of injured Quentin Jammer and earned AFC, GMC, SI.com and *PFW* Defensive Player of the Week honors after tying team record with three interceptions off of QB Peyton Manning...The third interception was a highlight reel, one-handed, leaping pick...Recorded all three picks in first half, marking the most interceptions in one half since Stevon Moore (CLV) at HOU, 09/17/95. **(11/4 at MIN)**...Awarded AFC, SI.com and *USA Today.com* Special Teams Player of the Week honors after recording an NFL-record 109-yard touchdown return following a missed field-goal attempt...The return occurred on the last play of the first half as a 57-yard field-goal attempt by Ryan Longwell fell short...Also partially blocked a P Chris Kluwe punt. **(10/28 vs. HST)**...Earned both AP NFL Player of the Week and SI.com Defensive Player of the Week honors after scoring his first two-career touchdowns...The first touchdown came when he recovered an errant punt snap in the end zone...His second touchdown came on a 70-yard interception return, that put the Chargers ahead 28-3...Intercepted QB Matt Schaub for the second time on the next possession. **(10/14 vs. OAK)**...Intercepted the first pass of his career off of QB Daunte Culpepper.

2006 (SD) Appeared in all 16 games, recording 11 tackles and five passes defended in the regular season and three tackles and one pass defended in the postseason. **POSTSEASON HIGHLIGHTS: (Divisional: 1/14 vs. NE)**...Made his postseason debut, collecting three tackles and a pass defended. **SEASON HIGHLIGHTS: (11/26 vs. OAK)**...Set up a touchdown with a 91-yard kickoff return.



BEFORE THE NFL

- Named first-team All-ACC in 2004...Scored three touchdowns in his college career on interception returns of 40 and 71 yards and a fumble return of 61 yards.
- Redshirted in 2005 after suffering a knee injury in preseason voluntary workouts.
- 2002 *USA Today* National Defensive Player of the Year and All-America at Lincoln HS in Tallahassee.
- Won the Class 4A state title as junior and 12-1-1 as senior...saw time at DB, RB, WR and KR...Finished career with 10 INT and 27 TDs, including 22 on offense, four on special teams and one on

defense.



OFF THE FIELD

- Married to wife, Terricka.
- The focus of his foundation, the Antonio Cromartie Foundation, is to help youth in underserved communities improve their quality of life. (www.antonio31cromartie.com).
- Member of FSU's 2004 ACC Championship track team (sprints and hurdles).
- Averaged 14 ppg and nine rpg on basketball team.
- Ran 110-meters and 4x100 meter relay.



CAREER RETURN STATISTICS

Career Return Statistics

Year	Team	PR	FC	Yds	Avg	Lg	TD	KR	Yds	Avg	Lg	TD
2006	SD	0	0	0	0.0	0	0	10	297	29.7	91	0
2007	SD	0	0	0	0.0	0	0	3	67	22.3	26	0
2008	SD	1	0	4	4.0	4	0	3	37	12.3	26	0
2009	SD	0	0	0	0.0	0	0	3	41	13.7	22	0
2010	Jets	5	0	36	7.2	16	0	1	-6	-6.0	-6	0
2011	Jets	1	0	0	0.0	0	0	17	417	24.5	46	0
Career Totals		7	0	40	5.7	16	0	37	853	23.1	91	0

Career Postseason Return Statistics

Year	Team	PR	FC	Yds	Avg	Lg	TD	KR	Yds	Avg	Lg	TD
2006	SD	0	0	0	0.0	0	0	1	15	15.0	15	0
2007	SD	0	0	0	0.0	0	0	0	4	0.0	4	0
2008	SD	0	0	0	0.0	0	0	1	7	7.0	7	0
2009	SD	1	0	0	0.0	0	0	1	11	11.0	11	0
2010	Jets	1	0				0	6	191	31.8	47	0
Career Totals		2	0		-0.5	0	0	9	228	25.3	47	0

2011 New York Jets

Date	Opp	GP	GS	TT	S	A	Sk	Yds	Int	Yds	Lg	TD	PD	FF	FR	Yds	TD
9/11	DAL	1	1	2	2	0	-	-	-	-	-	-	-	-	-	-	-
9/18	JAX	1	1	3	3	0	-	-	2	63	37	0	2	-	-	-	-
9/25	at OAK	1	1	8	5	3	-	-	-	-	-	-	-	-	-	-	-
10/2	at BLT	1	1	1	1	0	-	-	-	-	-	-	-	-	-	-	-
10/9	at NE	1	1	3	2	1	-	-	1	42	42	0	1	-	-	-	-
10/17	MIA	1	1	2	2	0	-	-	-	-	-	-	1	-	-	-	-
10/23	SD	1	1	5	5	0	-	-	-	-	-	-	1	-	-	-	-
11/6	at BUF	1	1	1	1	0	-	-	-	-	-	-	2	1	-	-	-
11/13	NE	1	1	4	2	2	-	-	-	-	-	-	1	-	-	-	-
11/17	at DEN	1	1	1	1	0	-	-	-	-	-	-	-	-	-	-	-
11/27	BUF	1	1	2	2	0	-	-	-	-	-	-	-	-	-	-	-
12/4	at WAS	1	1	3	2	1	-	-	-	-	-	-	2	-	-	-	-
12/11	KC	1	1	3	3	0	-	-	-	-	-	-	-	-	-	-	-
12/18	at PHI	1	1	2	2	0	-	-	-	-	-	-	-	-	-	-	-
12/24	NYG	1	1	3	2	1	-	-	-	-	-	-	1	-	-	-	-
1/1	at MIA	1	1	3	3	0	-	-	1	0	0	0	1	-	-	-	-
2011 Totals		16	16	46	38	8	0.0	0.0	4	105	42	0	12	1	0	0	0

2010 New York Jets

Date	Opp	GP	GS	TT	S	A	Sk	Yds	Int	Yds	Lg	TD	PD	FF	FR	Yds	TD
9/13	BLT	1	1	2	2	0	-	-	1	66	66	-	1	-	-	-	-
9/19	NE	1	1	4	4	0	-	-	1	0	-	-	2	-	-	-	-
9/26	at MIA	1	1	6	5	1	-	-	-	-	-	-	1	-	-	-	-
10/3	at BUF	1	1	1	1	0	-	-	-	-	-	-	1	-	-	-	-
10/11	MIN	1	1	3	3	0	-	-	-	-	-	-	4	-	-	-	-
10/17	at DEN	1	1	3	3	0	-	-	-	-	-	-	3	-	-	-	-
10/31	GB	1	1	4	4	0	-	-	-	-	-	-	-	-	-	-	-
11/7	at DET	1	1	4	4	0	-	-	-	-	-	-	-	-	-	-	-
11/14	at CLV	1	1	-	-	-	-	-	-	-	-	-	-	-	1	0	-
11/21	HST	1	1	1	1	0	-	-	-	-	-	-	2	-	-	-	-
11/25	CIN	1	1	4	4	0	-	-	1	9	9	-	2	-	-	-	-
12/6	at NE	1	1	2	2	0	-	-	-	-	-	-	-	-	-	-	-
12/12	MIA	1	1	1	0	1	-	-	-	-	-	-	1	-	-	-	-
12/19	at PIT	1	1	5	5	0	-	-	-	-	-	-	-	-	-	-	-
12/26	at CHI	1	1	2	2	0	-	-	-	-	-	-	1	-	-	-	-
1/2	BUF								INACTIVE								
2010 Totals		15	15	42	40	2	0.0	0.0	3	75	66	0	18	0	1	0	0

2010 Postseason

Date	Opp	GP	GS	TT	S	A	Sk	Yds	Int	Yds	Lg	TD	PD	FF	FR	Yds	TD
1/8	at IND	1	1	2	2	0	-	-	-	-	-	-	-	-	-	-	-
1/16	at NE	1	1	4	3	1	-	-	-	-	-	-	1	-	-	-	-
1/23	at PIT	1	1	5	5	0	-	-	-	-	-	-	-	-	-	-	-
Totals		3	3	11	10	1	0.0	0.0	0	0	0	0	1	0	0	0	0

2009 San Diego Chargers

Date	Opp	GP	GS	TT	S	A	Sk	Yds	Int	Yds	Lg	TD	PD	FF	FR	Yds	TD
9/14	at OAK	1	1	2	1	1	-	-	-	-	-	-	-	-	-	-	-
9/20	BLT	1	1	2	2	0	-	-	-	-	-	-	-	-	-	-	-
9/27	MIA	1	1	2	2	0	-	-	-	-	-	-	-	-	-	-	-
10/4	at PIT	1	1	4	4	0	-	-	-	-	-	-	-	-	-	-	-
10/19	DEN	1	1	3	3	0	-	-	-	-	-	-	2	-	-	-	-
10/25	at KC	1	1	-	-	-	-	-	-	-	-	-	-	-	-	-	-
11/1	OAK	1	1	1	1	0	-	-	1	16	16	0	1	-	-	-	-
11/8	at NYG	1	1	1	1	0	-	-	-	-	-	-	-	-	-	-	-
11/15	PHI	1	1	1	1	0	-	-	1	0	0	-	2	-	-	-	-
11/22	at DEN	1	1	4	4	0	-	-	1	1	1	-	1	-	-	-	-
11/29	KC	1	1	6	5	1	-	-	-	-	-	-	-	-	-	-	-
12/6	at CLV	1	1	1	1	0	-	-	-	-	-	-	-	-	-	-	-
12/13	at DAL	1	1	1	1	0	-	-	-	-	-	-	2	-	-	-	-
12/20	CIN	1	1	-	-	-	-	-	-	-	-	-	1	-	-	-	-
12/25	at TEN	1	1	3	3	0	-	-	-	-	-	-	1	-	-	-	-
1/3	WAS	1	1	2	2	0	-	-	-	-	-	-	-	-	-	-	-
2009 Totals		16	16	33	31	2	0.0	0.0	3	17	16	0	10	0	0	0	0

2009 Postseason

Date	Opp	GP	GS	TT	S	A	Sk	Yds	Int	Yds	Lg	TD	PD	FF	FR	Yds	TD
1/17	NYJ	1	1	2	1	1	-	-	-	-	-	-	-	-	-	-	-
Totals		1	1	2	1	1	0.0	0.0	0	0	0	0	0	0	0	0	0

Career Fumbles

Date	Game	Qtr	Dwn	Last LOS	Fumbled	Forced	Recovered	Yds
10/28/07	SD vs. HST	1	4	HST 33	P Matt Turk	-	Cromartie	0t
12/16/07	SD vs. DET	3	-	DET 25	RB Aveion Cason	LB Tim Dobbins	Cromartie	2
01/13/08	SD at IND*	1	3	SD 23	WR Marvin Harrison	Cromartie	S Marlon McCree	0
11/14/10	NYJ at CLV	OT	3	NYJ 36	WR Chansi Stuckey	CB Drew Coleman	Cromartie	0
11/06/11	NYJ at BUF	3	1	BUF 23	RB C.J. Spiller	Cromartie	-	-

*POSTSEASON

2008 San Diego Chargers

Date	Opp	GP	GS	TT	S	A	Sk	Yds	Int	Yds	Lg	TD	PD	FF	FR	Yds	TD
9/7	CAR	1	1	7	6	1	-	-	-	-	-	-	1	-	-	-	-
9/14	at DEN	1	1	5	5	0	-	-	-	-	-	-	1	-	-	-	-
9/22	NYJ	1	1	5	5	0	-	-	2	52	52t	1	4	-	-	-	-
9/28	at OAK	1	1	1	1	0	-	-	-	-	-	-	-	-	-	-	-
10/5	at MIA	1	1	8	7	1	-	-	-	-	-	-	1	-	-	-	-
10/12	NE	1	1	1	1	0	-	-	-	-	-	-	-	-	-	-	-
10/19	at BUF	1	1	7	5	2	-	-	-	-	-	-	-	-	-	-	-
10/26	at NO	1	1	1	1	0	-	-	-	-	-	-	-	-	-	-	-
11/9	KC	1	0	11	10	1	-	-	-	-	-	-	-	-	-	-	-
11/16	at PIT	1	1	4	3	1	-	-	-	-	-	-	-	-	-	-	-
11/23	IND	1	1	4	3	1	-	-	-	-	-	-	-	-	-	-	-
11/30	ATL	1	1	-	-	-	-	-	-	-	-	-	-	-	-	-	-
12/4	OAK	1	1	2	2	0	-	-	0	14	14	0	1	-	-	-	-
12/14	at KC	1	1	-	-	-	-	-	-	-	-	-	-	-	-	-	-
12/21	at TB	1	1	4	4	0	-	-	-	-	-	-	-	-	-	-	-
12/28	DEN	1	1	4	4	0	-	-	-	-	-	-	1	-	-	-	-
2008 Totals		16	15	64	57	7	0.0	0.0	2	66	52t	1	9	0	0	0	0

2008 Postseason

Date	Opp	GP	GS	TT	S	A	Sk	Yds	Int	Yds	Lg	TD	PD	FF	FR	Yds	TD
1/3	IND	1	1	4	4	0	-	-	-	-	-	-	1	-	-	-	
1/11	at PIT	1	1	2	2	0	-	-	-	-	-	-	-	-	-	-	
Totals		2	2	6	6	0	0.0	0.0	0	0	0	0	1	0	0	0	0

2007 San Diego Chargers

Date	Opp	GP	GS	TT	S	A	Sk	Yds	Int	Yds	Lg	TD	PD	FF	FR	Yds	TD
9/9	CHI	1	0	-	-	-	-	-	-	-	-	-	-	-	-	-	-
9/16	at NE	1	0	-	-	-	-	-	-	-	-	-	-	-	-	-	-
9/23	at GB	1	0	2	2	0	-	-	-	-	-	-	2	-	-	-	-
9/30	KC	1	0	1	1	0	-	-	-	-	-	-	-	-	-	-	-
10/7	at DEN	1	0	1	1	0	-	-	-	-	-	-	1	-	-	-	-
10/14	OAK	1	0	3	3	0	-	-	1	0	0	0	2	-	-	-	-
10/28	HST	1	0	2	2	0	-	-	2	91	70t	1	3	-	1	0	1
11/4	at MIN	1	0	3	2	1	-	-	-	-	-	-	-	-	-	-	-
11/11	IND	1	1	7	6	1	-	-	3	27	21	0	4	-	-	-	-
11/18	at JAX	1	1	1	0	1	-	-	-	-	-	-	-	-	-	-	-
11/25	BLT	1	1	1	1	0	-	-	-	-	-	-	-	-	-	-	-
12/2	at KC	1	1	6	4	2	-	-	2	28	14	0	2	-	-	-	-
12/9	at TEN	1	1	1	0	1	-	-	1	0	0	0	2	-	-	-	-
12/16	DET	1	1	4	3	1	-	-	1	-2	-2	0	1	-	-	-	-
12/24	DEN	1	1	6	6	0	-	-	-	-	-	-	1	-	-	-	-
12/30	at OAK	1	1	3	2	1	-	-	-	-	-	-	-	-	-	-	-
2007 Totals		16	8	41	33	8	0.0	0.0	10	144	70t	1	18	0	1	0	1

2007 Postseason

Date	Opp	GP	GS	TT	S	A	Sk	Yds	Int	Yds	Lg	TD	PD	FF	FR	Yds	TD
1/6	TEN	1	1	2	1	1	-	-	-	-	-	-	-	-	-	-	-
1/13	at IND	1	1	5	5	0	-	-	1	30	30	0	1	1	-	-	-
1/20	at NE	1	1	3	2	1	-	-	1	7	7	0	1	-	-	-	-
Totals		3	3	10	8	2	0.0	0.0	2	37	30	0	2	1	0	0	0

2006 San Diego Chargers

Date	Opp	GP	GS	TT	S	A	Sk	Yds	Int	Yds	Lg	TD	PD	FF	FR	Yds	TD
9/11	at OAK	1	0	-	-	-	-	-	-	-	-	-	-	-	-	-	-
9/17	TEN	1	0	2	1	1	-	-	-	-	-	-	-	-	-	-	-
10/1	at BLT	1	0	-	-	-	-	-	-	-	-	-	-	-	-	-	-
10/8	PIT	1	0	2	2	0	-	-	-	-	-	-	1	-	-	-	-
10/15	at SF	1	0	2	2	0	-	-	-	-	-	-	-	-	-	-	-
10/22	at KC	1	0	1	1	0	-	-	-	-	-	-	-	-	-	-	-
10/29	SL	1	0	1	1	0	-	-	-	-	-	-	1	-	-	-	-
11/5	CLV	1	0	1	1	0	-	-	-	-	-	-	1	-	-	-	-
11/12	at CIN	1	0	-	-	-	-	-	-	-	-	-	-	-	-	-	-
11/19	at DEN	1	0	2	1	1	-	-	-	-	-	-	1	-	-	-	-
11/26	OAK	1	0	-	-	-	-	-	-	-	-	-	-	-	-	-	-
12/3	at BUF	1	0	-	-	-	-	-	-	-	-	-	1	-	-	-	-
12/10	DEN	1	0	-	-	-	-	-	-	-	-	-	-	-	-	-	-
12/17	KC	1	0	-	-	-	-	-	-	-	-	-	-	-	-	-	-
12/24	at SEA	1	0	2	2	0	-	-	-	-	-	-	-	-	-	-	-
12/31	ARZ	1	0	1	1	0	-	-	-	-	-	-	-	-	-	-	-
2006 Totals		16	0	14	12	2	0.0	0.0	0	0	0	0	5	0	0	0	0

2006 Postseason

Date	Opp	GP	GS	TT	S	A	Sk	Yds	Int	Yds	Lg	TD	PD	FF	FR	Yds	TD
1/14	NE	1	0	3	3	0	-	-	-	-	-	-	1	-	-	-	-
Totals		1	0	3	3	0	0	0	0	0	0	0	1	0	0	0	0

Career Interceptions

Date	Game	Qtr	Dwn	Last LOS	Quarterback	Target	Yds
10/14/07	SD vs. OAK	3	3	OAK 44	Daunte Culpepper	WR Jerry Porter	0
10/28/07	SD vs. HST	2	2	SD 39	Matt Schaub	WR Kevin Walter	70t
10/28/07	SD vs. HST	2	3	HST 35	Matt Schaub	WR Andre' Davis	21
11/11/07	SD vs. IND	1	3	SD 14***	Peyton Manning	WR Aaron Moorehead	6
11/11/07	SD vs. IND	1	3	IND 33	Peyton Manning	WR Reggie Wayne	21
11/11/07	SD vs. IND	2	3	IND 27	Peyton Manning	WR Reggie Wayne	0
12/02/07	SD at KC	1	2	SD 36	Damon Huard	WR Eddie Kennison	28
12/02/07	SD at KC	4	1	SD 11***	Tyler Thigpen	TE Tony Gonzalez	0
12/09/07	SD at TEN	1	1	SD 31	Vince Young	WR Justin Gage	0
12/16/07	SD vs. DET	4	2	DET 49	Jon Kitna	WR Shaun McDonald	-2
01/13/08	SD at IND*	2	2	SD 35	Peyton Manning	WR Reggie Wayne	30
01/20/08	SD at NE*	3	3	SD 2***	Tom Brady	TE Ben Watson	7
09/28/08	SD vs. NYJ	2	1	50	Brett Favre	WR Laveranues Coles	52t
09/28/08	SD vs. NYJ	4	1	SD 9***	Kellen Clemens	WR Chansi Stuckey	0**
11/01/09	SD vs. OAK	1	1	50	JaMarcus Russell	TE Zach Miller	16
11/15/09	SD vs. PHI	4	2	SD 34***	Donovan McNabb	WR Jason Avant	0**
11/22/09	SD at DEN	2	1	DEN 45	Kyle Orton	WR Eddie Royal	1
09/13/10	NYJ vs. BLT	2	2	NYJ 20	Joe Flacco	WR Anquan Boldin	66
09/19/10	NYJ vs. NE	3	3	NYJ 47	Tom Brady	WR Randy Moss	0
11/25/10	NYJ vs. CIN	2	2	NYJ 28	Carson Palmer	WR Terrell Owens	9
09/18/11	NYJ vs. JAX	2	1	NYJ 28	Luke McCown	WR Mike Thomas	37
09/18/11	NYJ vs. JAX	3	3	JAX 22	Luke McCown	RB Cecil Shorts	26
10/09/11	NYJ at NE	2	2	NYJ 11***	Tom Brady	TE Aaron Hernandez	42
01/01/12	NYJ at MIA	1	1	MIA 21	Matt Moore	WR Brian Hartline	0

*POSTSEASON

**Final Defensive Play of the Game

***Interception occurred in the end zone



86

TIGHT END

HEIGHT: 6-4

WEIGHT: 260

AGE: 25 (as of opening weekend)

HOMETOWN: Columbus, OH

HIGH SCHOOL: Brookhaven HS

COLLEGE: Illinois

HOW ACQUIRED: Undrafted FA (04/30/10)

EXPERIENCE: NFL: 3rd • JETS: 3rd

Jeff CUMBERLAND

Follow Jeff

@jcumberland86

NY

PRO CAREER

- 2010 Undrafted rookie who made the Jets opening roster that season...Returns from an achilles injury that sidelined him for 13 games last season.

NY

CAREER TRANSACTIONS

- 09/26/11, NYJ, IR
- 04/30/10, NYJ, Signed, Undrafted FA

NY

SEASON-BY-SEASON REVIEW

2011 (JETS) Caught two passes for 35 yards in three games before an achilles injury in Week Three at OAK (9/25).

2010 (JETS) Inactive for the first 15 games of the season before making his NFL debut in the season finale vs. BUF (1/2)...Recorded one reception for three yards.

Career Statistics

Year	Team	GP	GS	Rec	Yds	Avg	Lg	TD
2010	Jets	1	0	1	3	3.0	3	0
2011	Jets	3	0	2	35	17.5	33	0
Career Totals		4	0	3	38	12.7	33	0

Additional Statistics

Special Teams Tackles: 1 (Career): 1 (2011)

Career Bests

Receptions: 1 (three times, last 09/18/11 vs. JAX)

Receiving Yards: 33 (09/11/11 vs. DAL)

Longest Reception: 33 (09/11/11 vs. DAL)

NY

BEFORE THE NFL

- Played in 46 games with 12 starts in his four years at Illinois... Finished with 59 receptions for 1,001 yards and 11 touchdowns... Added another 65 yards on three carries.
- Received honorable-mention freshman All-America honors by *The Sporting News* as a freshman.
- Named to the Ohio News Network/*Ohio High Magazine* All-Ohio team and a *PrepStar* All-American after finishing with 25 catches for 801 yards and 13 touchdowns during the regular season in 2005.

NY

OFF THE FIELD

- Majored in sport management.
- Raised by his grandmother, Rosline Cumberland.
- Chose Illinois over Ohio State, Minnesota, West Virginia and Marshall.
- Interned with the New York Jets sales department while recovering from his achilles injury in 2011.



70

DEFENSIVE END

HEIGHT: 6-3

WEIGHT: 305

AGE: 28 (as of opening weekend)

HOMETOWN: Wellfleet, MA

HIGH SCHOOL: Nauset Regional (MA) HS

COLLEGE: Maine

HOW ACQUIRED: Undrafted FA (05/14/07)

EXPERIENCE: NFL: 6th • JETS: 6th

Mike DeVITO



Follow Mike
@MikeDeVito70

NY

PRO CAREER

- During his five NFL seasons, he has collected career-totals of 156 tackles, 1.5 sacks, one pass defended, four forced fumbles and three fumbles recoveries, including career-bests in tackles (46), passes defended (one) and forced fumbles (two, tied with the 2010 season) during the 2010 campaign.
- Following the injury to NT Kris Jenkins in the 2010 season-opener, made a career-high 11 starts.

- In his six-career postseason games, he has recorded 26 tackles (16 solo) and a sack.

NY

CAREER TRANSACTIONS

- 09/02/09, NYJ, Signed, Contract Extension
- 05/14/07, NYJ, Signed, Undrafted FA

Career Statistics

Year	Team	GP	GS	TT	S	A	Sk	Yds	Int	Yds	Lg	TD	PD	FF	FR	Yds	TD
2007	Jets	7	0	11	2	9	0.0	0.0	0	0	0	0	0	0	0	0	0
2008	Jets	16	0	28	12	16	0.5	5.0	0	0	0	0	0	0	0	0	0
2009	Jets	15	1	37	19	18	0.0	0.0	0	0	0	0	0	0	3	8	0
2010	Jets	16	11	46	33	13	0.0	0.0	0	0	0	0	1	2	0	0	0
2011	Jets	12	11	34	21	13	1.0	1.0	0	0	0	0	0	2	0	0	0
Career Totals		66	23	156	87	69	1.5	6.0	0	0	0	0	1	4	3	8	0

Career Bests

Tackles: 6 (11/22/09 at NE)

Solo Tackles: 4 (twice, last 12/06/10 at NE)

Career Postseason

Year	Team	P	S	TT	S	A	Sk	Yds	Int	Yds	Lg	TD	PD	FF	FR	Yds	TD
2009	Jets	3	0	14	5	9	1.0	5.0	0	0	0	0	0	0	0	0	0
2010	Jets	3	3	12	11	1	0.0	0.0	0	0	0	0	0	1	0	0	0
Totals		6	3	26	16	10	1.0	5.0	0	0	0	0	0	1	0	0	0

Additional Postseason Statistics

Safety: 1 (Career); 1 (2010)

Postseason Bests

Tackles: 7 (01/23/11 at PIT)

Solo Tackles: 7 (01/23/11 at PIT)

Career Sacks

Date	Opp	Qtr	Dwn	Last LOS	Quarterback	Shared With	Yds
12/07/08	NYJ at SF	2	1	NYJ 30	Shaun Hill	LB David Harris	10
01/17/10	NYJ at SD*	4	1	SD 46	Philip Rivers		5
09/11/11	NYJ vs. DAL	4	3	NYJ 2	Tony Romo**		1

*Postseason

**Forced a fumble

Career Fumbles

Date	Opp	Qtr	Dwn	Last LOS	Fumbled	Forced	Recovered	Yds
09/13/09	NYJ at HST	2	2	NYJ 17	RB Steve Slaton	CB Donald Strickland	DeVito	7
10/25/09	NYJ at OAK	3	3	NYJ 28	QB Bruce Gradkowski	LB Calvin Pace**	DeVito	1
11/15/09	NYJ vs. JAX	3	2	NYJ 1	QB David Garrard	Aborted Snap	DeVito	0
11/21/10	NYJ vs. HST	3	1	HST 19	RB Arian Foster	DeVito	S Jim Leonhard	
01/02/11	NYJ vs. BUF	2	1	BUF 12	RB Fred Jackson	DeVito	C Eric Wood	-
01/16/11	NYJ at NE*	4	2	NE 24	RB Danny Woodhead	DeVito	G Logan Mankins	-
09/11/11	NYJ vs. DAL	3	3	NYJ 2	QB Tony Romo	DeVito**	NT Sione Pouha	0
12/18/11	NYJ at PHI	2	1	PHI 45	RB LeSean McCoy	DeVito	S Brodney Pool	33

*Postseason

**Caused on a sack

NY SEASON-BY-SEASON REVIEW

2011 (JETS) Missed four games with a knee injury after missing just one game total in the three previous seasons...Registered the first full sack in the regular season on a pivotal play in the season-opening win vs. DAL (9/11). **SEASON HIGHLIGHTS: (9/11 vs. DAL)**...Made one of the most important plays of the Jets 27-24 come-from-behind win on third-and-two from the Jets two-yard line, when he recorded a sack and a forced fumble of DAL QB Tony Romo...The ball was recovered by DT Sione Pouha and kept the Jets within one score of the Cowboys.

2010 (JETS) Played in all 16 games, moving into the starting lineup to replace NT Kris Jenkins after the first game and started a career-high 11 games...Tied for the team lead among defensive linemen (with DT Sione Pouha) in tackles as he notched a career-best 46 tackles (33 solo)...Collected the first two forced fumbles and first pass defensed of his career. **POSTSEASON:** Started all three postseason games, again tying Pouha for the lead among defensive linemen with 12 tackles. **(AFC Championship: 1/23 at PIT)**...Posted a career-best seven tackles, all solo, including two tackles-for-loss. **SEASON HIGHLIGHTS: (11/21 vs. HST)**...Forced his first-career fumble on RB Arian Foster, helping to lead to a Jets field goal. **(10/17 at DEN)**...Collected the first pass defensed of his career as he deflected a QB Kyle Orton pass intended for WR Eddie Royal on third-down, resulting in a missed field goal attempt on the next play.

2009 (JETS) Set career highs in fumble recoveries (3) and collected 37 tackles (19 solo) as a member of a defensive unit that finished first in the league in seven defensive categories, including total defense and scoring defense. **POSTSEASON:** Added 14 tackles and the first full sack of his career in the first three postseason games of his career. **(Divisional: 1/17 at SD)**...Recorded the first full sack of his career when he dropped Philip Rivers for a five-yard loss in the fourth quarter. **(Wild Card: 1/9 at CIN)**...Appeared in the first postseason game of his career as he rotated on the defensive line and collected five tackles (two solo). **SEASON HIGHLIGHTS: (12/13 at TB)**...Made his first-career start as the Jets defense held TB to three total points. **(11/22 at NE)**...Named game captain and posted a regular-season career-high six tackles (two solo). **(10/25 at OAK)**...Scooped up a QB Bruce Gradkowski fumble after a LB Calvin Pace sack before he pitched the ball to DE Shaun Ellis...Dropped RB Michael Bush for a loss late in the fourth quarter as he helped to preserve the Jets first shutout of the season. **(9/13 at HST)**...Recovered

his first-career fumble as CB Donald Strickland stripped RB Steve Slaton to halt a scoring drive that had penetrated the Jets 20-yard line.

2008 (JETS) Appeared in all 16 games, recording 28 tackles, 0.5 sacks and two tackles-for-loss. **SEASON HIGHLIGHTS: (12/7 at SF)**...Recorded his first-career half-sack as he and LB David Harris combined to bring down QB Shaun Hill for a 10-yard loss.

2007 (JETS) Made the 53-man roster as an undrafted free agent and appeared in seven games, recording 11 tackles. **SEASON HIGHLIGHTS: (12/30 vs. KC)**...Collected a season-high three tackles, including his first two solo stops in the season finale. **(10/28 vs. BUF)**...Made his NFL debut and assisted on his first-career tackle.

NY BEFORE THE NFL

- Recorded 112 total tackles and 16 sacks at Maine.
- Earned All-Atlantic 10 honors as a nose tackle for the second time after finishing second on the team with seven sacks in 2006.
- Played tight end and defensive end at Nauset Regional (MA) HS.

NY OFF THE FIELD

- Business major.
- Grew up in Massachusetts, but was born in New York...Family hails from NY and NJ and are Jets fans.
- His late grandfather, Ralph Consiglio, was a long-time high school football coach in Suffern, NY.
- Met with children at Goryeb Children's Hospital at Morristown Memorial.
- Visited Brookside Elementary School in Allendale, NJ as part of the Eat Right, Move More program set up in response to new nutritional guidelines and standards for New Jersey public school cafeterias.
- Handed out gift cards to underprivileged children for a holiday shopping spree at the Livingston Toys "R" Us in New Jersey.

2011 New York Jets

Date	Opp	GP	GS	TT	S	A	Sk	Yds	Int	Yds	Lg	TD	PD	FF	FR	Yds	TD
9/11	DAL	1	1	3	3	0	1.0	1.0	-	-	-	-	-	1	-	-	-
9/18	JAX	1	1	2	1	1	-	-	-	-	-	-	-	-	-	-	-
9/25	at OAK	1	1	1	1	0	-	-	-	-	-	-	-	-	-	-	-
10/2	at BLT	1	1	2	1	1	-	-	-	-	-	-	-	-	-	-	-
10/9	at NE	1	0	3	1	2	-	-	-	-	-	-	-	-	-	-	-
10/17	MIA	1	1	3	3	0	-	-	-	-	-	-	-	-	-	-	-
10/23	SD								INACTIVE - KNEE								
11/6	at BUF								INACTIVE - KNEE								
11/13	NE	1	1	3	2	1	-	-	-	-	-	-	-	-	-	-	-
11/17	at DEN	1	1	4	1	3	-	-	-	-	-	-	-	-	-	-	-
11/27	BUF	1	1	3	2	1	-	-	-	-	-	-	-	-	-	-	-
12/4	at WAS								INACTIVE - KNEE								
12/11	KC								INACTIVE - KNEE								
12/18	at PHI	1	1	2	2	0	-	-	-	-	-	-	-	1	-	-	-
12/24	NYG	1	1	4	2	2	-	-	-	-	-	-	-	-	-	-	-
1/1	at MIA	1	1	4	2	2	-	-	-	-	-	-	-	-	-	-	-
2011 Totals		12	11	34	21	13	1.0	1.0	0	0	0	0	0	2	0	0	0

Career Firsts

First	Date	Game	Result	Note
Game	10/28/07	NYJ vs. BUF	L, 3-13	Made his NFL debut after spending the first seven weeks of his rookie season inactive
Start	12/13/09	NYJ at TB	W, 26-3	Made his first career start in his 35th career game
Sack	12/07/08	NYJ at SF	L, 14-24	Combined with LB David Harris to sack QB Shaun Hill for a 10-yard loss
Full Sack	01/17/10	NYJ at SD*	W, 17-14	Sacked QB Philip Rivers for a five-yard loss
Forced Fumble	11/21/10	NYJ vs. HST	W, 30-27	Forced a RB Arian Foster fumble that was recovered by teammate S Jim Leonhard
Fumble Recovery	09/13/09	NYJ at HST	W, 24-7	Recovered a RB Steve Slaton fumble forced by CB Donald Strickland and returned it seven yards
Safety	01/23/11	NYJ at PIT*	L, 19-24	Tackled QB Ben Roethlisberger after an aborted snap in the end zone

*Postseason

2010 New York Jets

Date	Opp	GP	GS	TT	S	A	Sk	Yds	Int	Yds	Lg	TD	PD	FF	FR	Yds	TD
9/13	BLT	1	0	5	4	1	-	-	-	-	-	-	-	-	-	-	-
9/19	NE	1	0	4	3	1	-	-	-	-	-	-	-	-	-	-	-
9/26	at MIA	1	1	3	2	1	-	-	-	-	-	-	-	-	-	-	-
10/3	at BUF	1	1	-	-	-	-	-	-	-	-	-	-	-	-	-	-
10/11	MIN	1	1	4	2	2	-	-	-	-	-	-	-	-	-	-	-
10/17	at DEN	1	0	3	2	1	-	-	-	-	-	-	1	-	-	-	-
10/31	GB	1	1	1	1	0	-	-	-	-	-	-	-	-	-	-	-
11/7	at DET	1	0	4	2	2	-	-	-	-	-	-	-	-	-	-	-
11/14	at CLV	1	1	2	1	1	-	-	-	-	-	-	-	-	-	-	-
11/21	HST	1	1	3	3	0	-	-	-	-	-	-	-	1	-	-	-
11/25	CIN	1	1	-	-	-	-	-	-	-	-	-	-	-	-	-	-
12/6	at NE	1	0	4	4	0	-	-	-	-	-	-	-	-	-	-	-
12/12	MIA	1	1	4	2	2	-	-	-	-	-	-	-	-	-	-	-
12/19	at PIT	1	1	1	1	0	-	-	-	-	-	-	-	-	-	-	-
12/26	at CHI	1	1	3	3	0	-	-	-	-	-	-	-	-	-	-	-
1/2	BUF	1	1	5	3	2	-	-	-	-	-	-	-	1	-	-	-
2010 Totals		16	11	46	33	13	0.0	0.0	0	0	0	0	1	2	0	0	0

2010 Postseason

Date	Opp	P	S	TT	S	A	Sk	Yds	Int	Yds	Lg	TD	PD	FF	FR	Yds	TD
1/8	at IND	1	1	4	3	1	-	-	-	-	-	-	-	-	-	-	-
1/16	at NE	1	1	1	1	0	-	-	-	-	-	-	-	1	-	-	-
1/23	at PIT	1	1	7	7	0	-	-	-	-	-	-	-	-	-	-	-
Totals		3	3	12	11	1	0.0	0.0	0	0	0	0	0	1	0	0	0

2009 New York Jets

Date	Opp	GP	GS	TT	S	A	Sk	Yds	Int	Yds	Lg	TD	PD	FF	FR	Yds	TD
9/13	at HST	1	0	-	-	-	-	-	-	-	-	-	-	-	1	7	0
9/20	NE								INACTIVE								
9/27	TEN	1	0	1	1	0	-	-	-	-	-	-	-	-	-	-	-
10/4	at NO	1	0	4	3	1	-	-	-	-	-	-	-	-	-	-	-
10/12	at MIA	1	0	3	3	0	-	-	-	-	-	-	-	-	-	-	-
10/18	BUF	1	0	3	1	2	-	-	-	-	-	-	-	-	-	-	-
10/25	at OAK	1	0	4	1	3	-	-	-	-	-	-	-	-	1	1	0
11/1	MIA	1	0	2	0	2	-	-	-	-	-	-	-	-	-	-	-
11/15	JAX	1	0	2	1	1	-	-	-	-	-	-	-	-	1	0	0
11/22	at NE	1	0	6	2	4	-	-	-	-	-	-	-	-	-	-	-
11/29	CAR	1	0	1	0	1	-	-	-	-	-	-	-	-	-	-	-
12/3	at BUF	1	0	2	1	1	-	-	-	-	-	-	-	-	-	-	-
12/13	at TB	1	1	2	2	0	-	-	-	-	-	-	-	-	-	-	-
12/20	ATL	1	0	4	2	2	-	-	-	-	-	-	-	-	-	-	-
12/27	at IND	1	0	-	-	-	-	-	-	-	-	-	-	-	-	-	-
1/3	CIN	1	0	3	2	1	-	-	-	-	-	-	-	-	-	-	-
2009 Totals		15	1	37	19	18	0.0	0.0	0	0	0	0	0	0	3	8	0

2009 POSTSEASON

Date	Opp	GP	GS	TT	S	A	Sk	Yds	Int	Yds	Lg	TD	PD	FF	FR	Yds	TD
1/9	at CIN	1	0	5	2	3	-	-	-	-	-	-	-	-	-	-	-
1/17	at SD	1	0	5	1	4	1.0	5.0	-	-	-	-	-	-	-	-	-
1/24	at IND	1	0	4	2	2	-	-	-	-	-	-	-	-	-	-	-
Totals		3	0	14	5	9	1.0	5.0	0	0	0	0	0	0	0	0	0

2008 New York Jets

Date	Opp	GP	GS	TT	S	A	Sk	Yds	Int	Yds	Lg	TD	PD	FF	FR	Yds	TD
9/7	at MIA	1	0	2	1	1	-	-	-	-	-	-	-	-	-	-	-
9/14	NE	1	0	2	0	2	-	-	-	-	-	-	-	-	-	-	-
9/22	at SD	1	0	4	2	2	-	-	-	-	-	-	-	-	-	-	-
9/28	ARZ	1	0	1	0	1	-	-	-	-	-	-	-	-	-	-	-
10/12	CIN	1	0	4	0	4	-	-	-	-	-	-	-	-	-	-	-
10/19	at OAK	1	0	-	-	-	-	-	-	-	-	-	-	-	-	-	-
10/26	KC	1	0	1	1	0	-	-	-	-	-	-	-	-	-	-	-
11/2	at BUF	1	0	-	-	-	-	-	-	-	-	-	-	-	-	-	-
11/9	SL	1	0	1	1	0	-	-	-	-	-	-	-	-	-	-	-
11/13	at NE	1	0	1	0	1	-	-	-	-	-	-	-	-	-	-	-
11/23	at TEN	1	0	1	1	0	-	-	-	-	-	-	-	-	-	-	-
11/30	DEN	1	0	2	2	0	-	-	-	-	-	-	-	-	-	-	-
12/7	at SF	1	0	1	0	1	0.5	5.0	-	-	-	-	-	-	-	-	-
12/14	BUF	1	0	4	3	1	-	-	-	-	-	-	-	-	-	-	-
12/21	at SEA	1	0	2	1	1	-	-	-	-	-	-	-	-	-	-	-
12/28	MIA	1	0	2	0	2	-	-	-	-	-	-	-	-	-	-	-
2008 Totals		16	0	28	12	16	0.5	5.0	0	0	0	0	0	0	0	0	0

2007 New York Jets

Date	Opp	GP	GS	TT	S	A	Sk	Yds	Int	Yds	Lg	TD	PD	FF	FR	Yds	TD
9/9	NE								INACTIVE								
9/16	at BLT								INACTIVE								
9/23	MIA								INACTIVE								
9/30	at BUF								INACTIVE								
10/7	at NYG								INACTIVE								
10/14	PHI								INACTIVE								
10/21	at CIN								INACTIVE								
10/28	BUF	1	0	1	0	1	-	-	-	-	-	-	-	-	-	-	-
11/4	WAS	1	0	-	-	-	-	-	-	-	-	-	-	-	-	-	-
11/18	PIT	1	0	1	0	1	-	-	-	-	-	-	-	-	-	-	-
11/22	at DAL	1	0	2	0	2	-	-	-	-	-	-	-	-	-	-	-
12/2	at MIA								INACTIVE								
12/9	CLV								INACTIVE								
12/16	at NE	1	0	2	0	2	-	-	-	-	-	-	-	-	-	-	-
12/23	at TEN	1	0	2	0	2	-	-	-	-	-	-	-	-	-	-	-
12/30	KC	1	0	3	2	1	-	-	-	-	-	-	-	-	-	-	-
2007 Totals		7	0	11	2	9	0	0.0	0	0	0	0	0	0	0	0	0



94

DEFENSIVE TACKLE

HEIGHT: 6-4

WEIGHT: 295

AGE: 27 (as of opening weekend)

HOMETOWN: Rome, GA

HIGH SCHOOL: Pepperell HS

COLLEGE: Hampton

HOW ACQUIRED: Waivers (DAL, 09/05/10)

EXPERIENCE: NFL: 3rd • JETS: 3rd

Marcus DIXON

Follow Marcus

@MarcusDixon94

NY

PRO CAREER

- Has appeared in 19 games (four starts) with the Jets since he was claimed off waivers prior to the 2010 season...Last season, played in all 16 games, establishing career bests in starts (three), tackles (14), sacks (1.5) and registered the first forced fumble and fumble recovery of his career.

NY

CAREER TRANSACTIONS

- 01/25/11, NYJ, Signed, Contract Extension
- 09/05/10, NYJ, Claimed off Waivers (DAL)
- 09/04/10, DAL, Waived
- 01/22/10, DAL, Signed, Reserve/Future
- 09/07/09, DAL, Signed, Practice Squad
- 09/05/09, DAL, Waived
- 12/30/08, DAL, Signed, Reserve/Future
- 09/01/08, DAL, Signed, Practice Squad
- 08/30/08, DAL, Waived
- 05/02/08, DAL, Signed, Undrafted FA

Marcus Dixon's Career Statistics

Year	Team	GP	GS	TT	S	A	Sk	Yds	Int	Yds	Lg	TD	PD	FF	FR	Yds	TD
2010	Jets	3	1	4	4	0	1.0	10.0	0	0	0	0	0	0	0	0	0
2011	Jets	16	3	14	9	5	1.5	4.0	0	0	0	0	0	1	1	0	0
Career Totals		19	4	18	13	5	2.5	14.0	0	0	0	0	0	1	1	0	0

Career Bests

Tackles: 3 (12/18/11 at PHI)

Sacks: 1 (twice, last 12/18/11 at PHI)

Career Sacks

Date	Opp	Qtr	Dwn	Last LOS	Quarterback	Shared With	Yds
12/26/10	at CHI	2	2	CHI 13	Jay Cutler		10
12/11/11	KC	2	3	KC 12	Tyler Palko	LB Calvin Pace	8
12/18/11	at PHI	4	1	PHI 20	Vince Young		0

Fumbles

Date	Opp	Qtr	Dwn	Last LOS	Fumbled	Forced	Recovered	Yds
10/02/11	NYJ at BLT	3	3	BLT 25	QB Joe Flacco	LB Aaron Maybin**	Dixon	0
12/04/11	NYJ at WAS	3	2	WAS 24	RB Roy Helu	Dixon	S Eric Smith	0

**Fumble caused on a sack

NY

SEASON-BY-SEASON REVIEW

2011 (JETS) Appeared in all 16 games, making three starts and registered career highs in tackles (14) and sacks (1.5), along with the first forced fumble and fumble recovery of his career. **SEASON HIGHLIGHTS: (12/18 at PHI)**...Registered his first full sack of the season when he brought down QB Vince Young for a zero-yard sack. **(12/11 vs. KC)**...Started and recorded 0.5 sack when he dragged down Chiefs QB Tyler Palko. **(12/4 at WAS)**...Forced the first fumble of his career when he stripped Redskins RB Roy Helu of the ball in the third quarter...Finished the game with two tackles.

2010 (JETS) Active for the final three games of the regular season

making one start in the season finale...Posted the first statistics of his career, notching four tackles, including one-for-a-loss and a sack. **POSTSEASON:** Inactive for all three of the club's postseason contests. **SEASON HIGHLIGHTS: (1/2 vs. BUF)**...Made the first start of his career and posted a career-high three tackles (all solo). **(12/26 at CHI)**...Collected the first tackle of his career and had his first sack, bringing down QB Jay Cutler for a 10-yard loss. **(12/19 at PIT)**...Named game captain as he made his NFL debut.

2009 (DAL) Spent the entire season as a member of the practice squad.

2008 (DAL) After signing with DAL as an undrafted free agent, was signed to the practice squad after 53-man cutdowns.



BEFORE THE NFL

- Finished his senior year at Hampton third on the team with 58 tackles, including a team-best 16 for losses and a team-high tying six sacks...Also broke up two passes, had eight hurries, two forced fumbles, one fumble recovery, a blocked kick and one reception for a 13-yard touchdown...Earned second-team All-MEAC honors as a junior after posting 25 tackles, 5.5 tackles for losses and four sacks.
- Earned first-team All-Area honors as a junior defensive end at Pepperell (GA) HS when he recorded 98 tackles, 12 tackles for losses, three sacks and seven pass breakups.



OFF THE FIELD

- Also lettered in basketball and track in high school.
- Was a member of the National Honor Society and graduated high school with a 3.96 GPA.

2011 New York Jets

Date	Opp	GP	GS	TT	S	A	Sk	Yds	Int	Yds	Lg	TD	PD	FF	FR	Yds	TD
9/11	DAL	1	0	2	2	0	-	-	-	-	-	-	-	-	-	-	-
9/18	JAX	1	0	2	0	2	-	-	-	-	-	-	-	-	-	-	-
9/25	at OAK	1	0	-	-	-	-	-	-	-	-	-	-	-	-	-	-
10/2	at BLT	1	0	1	0	1	-	-	-	-	-	-	-	-	1	0	-
10/9	at NE	1	1	-	-	-	-	-	-	-	-	-	-	-	-	-	-
10/17	MIA	1	0	-	-	-	-	-	-	-	-	-	-	-	-	-	-
10/23	SD	1	0	2	1	1	-	-	-	-	-	-	-	-	-	-	-
11/6	at BUF	1	1	1	0	1	-	-	-	-	-	-	-	-	-	-	-
11/13	NE	1	0	-	-	-	-	-	-	-	-	-	-	-	-	-	-
11/17	at DEN	1	0	-	-	-	-	-	-	-	-	-	-	-	-	-	-
11/27	BUF	1	0	1	1	0	-	-	-	-	-	-	-	-	-	-	-
12/4	at WAS	1	0	2	2	0	-	-	-	-	-	-	-	1	-	-	-
12/11	KC	1	1	-	-	-	0.5	4.0	-	-	-	-	-	-	-	-	-
12/18	at PHI	1	0	3	3	0	1.0	0.0	-	-	-	-	-	-	-	-	-
12/24	NYG	1	0	-	-	-	-	-	-	-	-	-	-	-	-	-	-
1/1	at MIA	1	0	-	-	-	-	-	-	-	-	-	-	-	-	-	-
2011 Totals		16	3	14	9	5	1.5	4.0	0	0	0	0	0	1	1	0	0



62

OFFENSIVE LINE

HEIGHT: 6-5

WEIGHT: 325

AGE: 24 (as of opening weekend)

HOMETOWN: Stamford, CT

HIGH SCHOOL: Stamford HS

COLLEGE: Massachusetts

HOW ACQUIRED: D2 (61), 2010 NFL Draft

EXPERIENCE: NFL: 3rd • JETS: 3rd

Vladimir DUCASSE

NY

PRO CAREER

- Former second-round draft pick who is entering his third season in the NFL...Last season, saw action in all 16 games appearing on both offense and special teams.

NY

CAREER TRANSACTIONS

- 04/23/10, NYJ, D2 (61)

NY

SEASON-BY-SEASON REVIEW

2011 (JETS) Saw action in all 16 games for the first time in his career, appearing on special teams and as an extra offensive lineman on offense...Made the first start of his career (vs. KC, 12/11) as he started at tight end.

2010 (JETS) Saw action in two games during the season and did not play in three others. **POSTSEASON:** Active the final two postseason contests after T Damien Woody was placed on injured reserve following the Wild Card win...Saw action in the Divisional Playoff win but did not play in the AFC Championship Game. **(Divisional: 1/16 at NE)**... Made his postseason debut on special teams. **SEASON HIGHLIGHTS: (1/2 vs. BUF)**...Saw his only extended action of the season when he replaced G Brandon Moore after the first offensive series...Part of a rushing effort that saw the club gain 276 yards on 50 carries and fellow rookie Joe McKnight post the first 100-yard rushing effort of his career with 32 carries for a season-high 158 yards. **(10/3 at BUF)**... Made his NFL debut.

Career Statistics

Year	Team	GP	GS	Off PT	ST PT
2010	Jets	2	0	6.06	1.26
2011	Jets	16	1	8.54	14.11
Career Totals		18	1	7.30	7.69

Career Postseason Statistics

Date	Team	GP	GS
2010	Jets	1	0
Career		1	0

QUOTE TO NOTE:

"(Vladimir Ducasse has) probably done as good a job as Nick Mangold in terms of learning the new offense quickly. Vlad has been able to pick it up with ease, and now, as he feels comfortable, he's poised to challenge different spots. You wouldn't think that he is a backup the way he looks and the way he carries himself at practice. There may be a spot for him, he may break into the lineup somewhere."

- Offensive Line Coach Dave DeGuglielmo

NY

BEFORE THE NFL

- In 2009, started all games at left tackle on an offensive line that allowed 17 sacks, third fewest in the CAA, and had a 100-yard rusher in seven games.
- Named a FCS first-team All-American by the *Associated Press* in 2009.
- In 2008, started all games at left tackle and contributed to an offensive line that allowed six sacks, the fewest in the CAA and second in the NCAA...Offense had five games of more than 400 yards total offense, including a season-best 594 yards vs. Bryant (10/25)...Named to the CAA All-Conference first team.
- Started 20 consecutive games at Stamford (CT) HS and was named first-team All-Fairfield County and was selected to play in the Governors All-Star Game against Rhode Island.

NY

OFF THE FIELD

- Born in Port Au Prince, Haiti.
- Son of Delinois Ducasse, who still resides in Haiti...Brother of Macarthur, Jeffrey and Gemima.
- Moved to Connecticut in 2002 with his brother, Macarthur, to live with his aunt and uncle, Virginia and Lezanoro Ducasse.
- Majored in African-American Studies.
- Lettered in basketball and track and field at Stamford HS...Captured league championship in the discus and was a runner-up in the shot put.



93

DEFENSIVE TACKLE

HEIGHT: 6-4

WEIGHT: 346

AGE: 24 (as of opening weekend)

HOMETOWN: Greenacres, FL

HIGH SCHOOL: John Leonard (FL) HS

COLLEGE: Hampton

HOW ACQUIRED: D3 (94), 2011 NFL Draft

EXPERIENCE: NFL: 2nd • JETS: 2nd

Kenrick ELLIS

Follow Kenrick

@KenrickEllis

NY

PRO CAREER

- The former third-round pick saw action in five games during his rookie season, making starts in two.

NY

CAREER TRANSACTIONS

- 04/29/11, NYJ, D3 (94)

NY

SEASON-BY-SEASON REVIEW

2011 (JETS) Started two of the five games in which he played during his rookie season and posted six tackles, four of which were solo. **SEASON HIGHLIGHTS: (10/23 vs. SD)**...Earned his first NFL start, but left the game with an ankle injury during the first defensive series. **(10/17 vs. MIA)**...Made his NFL debut and recorded three tackles.

NY

BEFORE THE NFL

- Started 27-of-32 games, recording 184 tackles (75 solos) with seven sacks, 37.5 tackles for loss and 11 QB pressures...Caused three fumbles, recovered six others, deflected one pass and blocked one kick...His 94 tackles in 2010 were the most ever in a season by a Hampton defensive tackle and rank second among all defensive linemen, topped by DE Reggie Doss, who ranks second in single-season school history with 156 tackles in 1977...For his collegiate career (South Carolina and Hampton), he totaled 195 tackles (85 solos), seven sacks, 40.5 tackles for loss and 12 quarterback pressures, while starting 28-of-42 games.

- As a senior, earned All-American first-team honors from The NFL Draft Report, *College Sporting News*, Walter Camp, the *Associated Press* and the Sheridan Broadcasting Network...Ranked second on the team with a career-best 94 tackles (34 solos), the most ever by a DT in school history...Ranked second in the conference with his average of 9.4 tackles per game...Placed third in the league, 17th in the country and second on the squad with 15 tackles for loss...Added two sacks and five pressures.
- Appeared in 12 games at the University of South Carolina...Credited with 11 tackles (10 solos), three tackles for loss and a quarterback pressure.
- Lettered four times in football for John I. Leonard (Greenacres, FL) High School...Class 6A All-State and All-Conference choice as a junior and senior...Played in 2005 Outback Steakhouse All-Star Game.

NY

OFF THE FIELD

- Psychology major.
- Born in Jamaica.
- One-of-three children (two sisters, one brother) of Merteline Mitchell.



83

TIGHT END

HEIGHT: 6-3

WEIGHT: 250

AGE: 24 (as of opening weekend)

HOMETOWN: Richmond, VA

HIGH SCHOOL: Huguenot (VA) HS

COLLEGE: Miami (FL)

HOW ACQUIRED: FA (12/20/11)

EXPERIENCE: NFL: 2nd • JETS: 2nd

Dedrick EPPS

NY

PRO CAREER

- Former seventh-round selection by SD who spent time on the practice squads of SD, MIA, IND and the Jets...Made his NFL debut in 2010 against the Jets and saw action in three games that season for MIA.

NY

CAREER TRANSACTIONS

- 01/02/12, NYJ, Signed, Reserve/Future
- 12/20/11, NYJ, Signed, Practice Squad
- 12/01/11, IND, Terminated from Practice Squad
- 10/06/11, IND, Signed, Practice Squad
- 09/03/11, MIA, Waived
- 12/11/10, MIA, Signed from Practice Squad
- 09/14/10, MIA, Signed, Practice Squad
- 09/09/10, SD, Terminated from Practice Squad
- 09/06/10, SD, Signed, Practice Squad
- 09/04/10, SD, Waived
- 04/24/10, SD, D7 (235)

NY

SEASON-BY-SEASON REVIEW

2010 (MIA) Saw action in three of the final four games, after spending the previous 11 weeks as a member of the practice squad...Saw action on offense and special teams but did not record any statistics.

SEASON HIGHLIGHTS: (12/12 at NYJ)...Made his NFL debut.

NY

BEFORE THE NFL

- Versatile player who played tight end, H-back and fullback at the University of Miami, collecting 49 receptions for 634 receiving yards and six touchdowns...Caught 19 passes as a senior for 247 yards and three touchdowns.
- As a senior at Huguenot (VA) HS, caught 38 passes for more than 700 yards and eight touchdowns, while also registering four two-point conversions...As a junior, caught 15 passes for 233 yards and three touchdowns...As an outside linebacker, made 75 tackles and three interceptions, one returned for a 75-yard touchdown.

NY

OFF THE FIELD

- Accounting major.



60

TACKLE

HEIGHT: 6-6

WEIGHT: 310

AGE: 28 (as of opening weekend)

HOMETOWN: Freeport, NY

HIGH SCHOOL: Freeport HS

COLLEGE: Virginia

HOW ACQUIRED: D1a (4), 2006 NFL Draft

EXPERIENCE: NFL: 7th • JETS: 7th

D'Brickashaw **FERGUSON**

NY

PRO CAREER

- Has started every game, 102 including 95 regular season and seven postseason games, since 2006 when he was drafted in the first round...Ferguson and fellow 2006 first-round selection, Nick Mangold, are the only two players who entered the league together to start their team's first 75 regular-season games on the same offensive line since 1970...The pair went on to start 82 consecutive games...The duo was also the first pair of offensive linemen selected by the same team in the first round since the Los Angeles Rams in 1975 (Dennis Harrah and Doug France).
- Named to the Pro Bowl each of the last three seasons.
- Selected to the All-Rookie Team in 2006 as voted by *Pro Football Weekly* and the Pro Football Writers' Association.
- The first left tackle to start every game of his rookie season for the Jets since Chris Ward, also a first-round draft pick, in 1978.

NY

CAREER TRANSACTIONS

- 07/08/10, NYJ, Signed, Contract Extension
- 04/29/06, NYJ, D1a (4)

DID YOU KNOW?

D'Brickashaw Ferguson wrote a book called *Brick's Way Go Green!* The book teaches children to be mindful of their carbon footprint. To learn more about the book visit www.bricksway.com.

NY

SEASON-BY-SEASON REVIEW

2011 (JETS) Selected to the Pro Bowl for the third-consecutive season and he continued streak of consecutive games started to begin his career, 96 straight regular season games...Did not miss a single offensive play for the third-straight season, and the fifth season overall...Part of an offensive line that helped QB Mark Sanchez establish career highs in completion percentage (56.7%), passing yards (3,474), passing touchdowns (26) and passer rating (78.2)...Paved the way for RB Shonn Greene to register the first 1,000-yard rushing season of his career as Greene averaged 4.2 yards per carry en route to 1,054 yards rushing. **SEASON HIGHLIGHTS: (11/13 vs NE)**...Blocked for Sanchez as he threw for 306 yards, the third time he went over 300 yards passing that season. **(9/25 at OAK)**...Part of an offensive line that protected Sanchez and allowed him to throw for a career-best 369 yards. **(9/11 vs. DAL)**...In the season opener, protected Sanchez as he threw for 335 yards in the comeback victory.

Career Statistics

Year	Team	GP	GS	Off PT	ST PT	Pen	Yds	FS	Hold	Sks All	Yds
2006	Jets	16	16	100.00	15.98	2	15	1	1	10.50	76.50
2007	Jets	16	16	100.00	14.45	5	40	2	3	13.25	72.75
2008	Jets	16	16	99.90	16.43	4	33	2	1	4.00	29.00
2009	Jets	16	16	100.00	2.02	8	60	5	2	8.00	50.00
2010	Jets	16	16	100.00	0.42	5	35	3	2	2.00	14.00
2011	Jets	16	16	100.00	14.11	3	15	3	0	9.50	72.50
Career Totals		96	96	99.98	10.57	27	198	16	9	47.25	314.75

Career Postseason

Date	Team	GP	GS
2006	Jets	1	1
2009	Jets	3	3
2010	Jets	3	3
Totals		7	7

100-Yard Rushing Performances with D'Brickashaw Ferguson as a Starter

Date	Game	Player	Att	Yds	Avg	Lg	TDs
10/08/06	NYJ at JAX	Leon Washington	23	101	4.39	19	0
10/22/06	NYJ vs. DET	Leon Washington	20	129	6.45	23	2
12/03/06	NYJ at GB	Cedric Houston	22	105	4.77	31	2
09/23/07	NYJ vs. MIA	Thomas Jones	25	110	4.40	12	0
10/14/07	NYJ vs. PHI	Thomas Jones	24	130	5.42	36	0
11/18/07	NYJ vs. PIT	Thomas Jones	30	117	3.90	26	0
12/09/07	NYJ vs. CLV	Thomas Jones	24	106	4.42	17	0
09/07/08	NYJ at MIA	Thomas Jones	22	101	4.59	14	1
10/19/08	NYJ at OAK	Thomas Jones	24	159	6.63	31	0
11/09/08	NYJ vs. SL	Thomas Jones	26	149	5.73	20	3
11/13/08	NYJ at NE	Thomas Jones	30	104	3.47	13	1
11/30/08	NYJ vs. DEN	Thomas Jones	16	138	8.63	59t	2
09/13/09	NYJ at HST	Thomas Jones	20	107	5.35	39	2
10/18/09	NYJ vs. BUF	Thomas Jones	22	210	9.55	71t	1
10/25/09	NYJ at OAK	Shonn Greene	19	144	7.58	33t	2
10/25/09	NYJ at OAK	Thomas Jones	26	121	4.65	26	1
11/01/09	NYJ vs. MIA	Thomas Jones	27	102	3.78	11	0
11/22/09	NYJ at NE	Thomas Jones	21	103	4.90	15	0
12/03/09	NYJ at BUF	Thomas Jones	23	109	4.74	29	0
12/27/09	NYJ at IND	Thomas Jones	23	105	4.57	29	1
01/09/10	NYJ at CIN*	Shonn Greene	21	135	6.43	39t	1
01/17/10	NYJ at SD*	Shonn Greene	23	128	5.57	53t	1
10/03/10	NYJ at BUF	LaDainian Tomlinson	19	133	7.00	26t	2
10/03/10	NYJ at BUF	Shonn Greene	22	117	5.32	17	0
01/02/11	NYJ vs. BUF	Joe McKnight	32	158	4.94	18	0
10/23/11	NYJ vs. SD	Shonn Greene	20	112	5.60	24	0
12/11/11	NYJ vs. KC	Shonn Greene	24	129	5.38	31	1

*Postseason

300-Yard Passing Performances with D'Brickashaw Ferguson as a Starter

Date	Game	Player	Att	Cmp	Pct	Yds	TDs	INTs	Rate
09/10/06	NYJ at TEN	Chad Pennington	33	24	72.7	319	2	0	123.2
09/17/06	NYJ vs. NE	Chad Pennington	37	22	59.5	306	2	1	92.8
12/17/06	NYJ at MIN	Chad Pennington	39	29	74.4	339	1	1	98.1
01/07/07	NYJ at NE*	Chad Pennington	40	23	57.5	300	1	1	79.2
11/07/10	NYJ at DET	Mark Sanchez	39	22	56.4	336	1	1	82.9
11/21/10	NYJ vs. HST	Mark Sanchez	38	22	57.9	315	3	1	100.2
09/11/11	NYJ vs. DAL	Mark Sanchez	44	26	59.1	335	2	1	88.7
09/25/11	NYJ at OAK	Mark Sanchez	44	27	61.4	369	2	1	93.8
11/13/11	NYJ vs. NE	Mark Sanchez	39	20	51.3	306	1	2	64.7

*Postseason

2010 (JETS) Started all 16 games at left tackle for the fifth-consecutive season as part of an offensive line that ranked fourth in the league in rushing (2,374 yards/148.4 yards per game) and allowed just 28 total sacks, ranking eighth in the league...Helped QB Mark Sanchez establish a then career-high with a 54.8 completion percentage, 3,291 yards passing, 17 touchdowns and a 75.3 quarterback rating...Earned his second-consecutive Pro Bowl appearance. **POSTSEASON:** Started all three postseason games allowing Sanchez to complete 60.7% of his passes for 616 yards, five touchdowns, one interception and a 95.5 quarterback rating while only allowing three sacks...Paved the way for the club to rush for 359 yards and three touchdowns on 89 carries. **(AFC Championship: 1/23 at PIT)**...Helped protect Sanchez as he threw for 233 yards and two touchdowns, registering his second-consecutive passer rating of above 100. **(Divisional: 1/16 at NE)**...Did not allow a sack of Sanchez, allowing him to throw for 194 yards and three touchdowns and a 127.3 passer rating. **(Wild Card: 1/8 at IND)**...Part of an offensive line that paved the way for a postseason-high 169 yards rushing, including a pair of one-yard touchdown runs from RB LaDainian Tomlinson. **SEASON HIGHLIGHTS: (1/2 vs. BUF)**...Helped block for RB Joe McKnight's first-career game of 100-or-more yards as McKnight set a Jets season-high with 158 yards rushing, as part of a team season-bests 276 yards rushing on 50 attempts. **(11/21 vs. HST)**...Helped protect Sanchez as he went over 300 yards passing for the second time, throwing for 315 yards, three touchdown passes and a 100.2 rating. **(11/15 at CLV)**...Part of an offensive line that blocked for a season-high 456 yards of total offense, the second-consecutive week over 400 yards, including 284 yards passing and 172 yards rushing, in the overtime victory. **(11/7 at DET)**...Provided protection as Sanchez established a career-best 336 yards passing as part of an offensive attack that gained 437 total yards. **(10/3 at BUF)**...Paved the way for both Tomlinson (19-133-2) and RB Shonn Greene (22-117) to surpass 100 yards rushing as part of a rushing offense that gained 273 total yards on the ground. **(9/26 at MIA)**...Part of an offensive line that did not allow a sack, protecting Sanchez as he threw for three touchdowns and a passer rating above 120 for the second-consecutive week. **(9/19 vs. NE)**...Allowed Sanchez to compile a 124.3 passer rating, the high regular-season rating of his career, as he completed 70% of his passes (21-of-30) for 220 yards and three touchdowns...Part of an offense that maintained possession for 20:02 of the second half, outscoring NE 18-0 for the 28-14 victory.

2009 (JETS) Key contributor to a Jets rushing attack that finished number-one in the NFL, averaging 172.3 yards per game (4.5 yards per rush) and set the Jets single-season rushing record with 2,756 rushing yards...Part of an offensive line in which all five players started 32 consecutive regular-season games together (dating back to the start of the 2008 season) and three postseason games, the longest current streak in the NFL...Earned his first Pro Bowl appearance. **POSTSEASON:** Started all three postseason games at left tackle. **(Divisional: 1/17 at SD)**...Paved the way as the Jets gained 169 rushing yards...Blocked for RB Shonn Greene's second-consecutive postseason game with more than 100 yards (128) and a touchdown. **(Wild Card: 1/9 at CIN)**...Part of an offensive line that helped clear the way for 171 rushing yards on 41 carries (4.2 avg.), including two rushing touchdowns...Helped Greene rush for 135 yards, which tied him for second-highest rushing total in Jets postseason history, and a touchdown. **SEASON HIGHLIGHTS: (1/3 vs. CIN)**...Part of a unit that helped the Jets gain 257 rushing yards on a season-high 57 carries...Marked the fifth time that season the Jets

passed the 200-yard rushing mark. **(12/27 at IND)**...Helped clear the way for the team's 202 rushing yards, including RB Thomas Jones' seventh game of the season with more than 100 yards (105). **(12/13 at TB)**...Helped block for the team's fifth game that season with at least 175 rushing yards...Part of an offensive line that helped the Jets score 26 points, gain 310 yards in 67 offensive plays (4.6 avg.) and maintain possession for 34:06. **(12/3 at BUF)**...Cleared the way for a rushing attack of 249 yards on 43 carries, including Jones' sixth game of the season with over 100 rushing yards (109). **(10/25 at OAK)**...Contributed to an offensive unit that produced 316 rushing yards, making the Jets the sixth team in NFL history to rush for 300 yards in back-to-back games...Helped the team score four rushing touchdowns, the most in a single game since the club registered five vs. NE, 09/26/93. **(10/18 vs. BUF)**...Keyed a Jets ground game that produced the second-highest rushing total in franchise history (318 yards on 40 carries)...Helped Jones set a franchise record with 210 rushing yards on 22 carries, including a 71-yard touchdown run (second longest rushing TD in team history).

2008 (JETS) Part of an offensive line in which all five players started all 16 games...First-time Pro Bowler, Jones, led the AFC in rushing (1,312 yards) as the Jets finished ninth in rushing in the NFL (125.3 yards per game) and fifth in yards per carry (4.7)...Recognized as a Pro Bowl alternate. **SEASON HIGHLIGHTS: (12/14 vs. BUF)**...Helped pave the way for the Jets 165 yards rushing and 6.5 yards per carry average, including a 47-yard touchdown run by RB Leon Washington. **(11/30 vs. DEN)**...Key to a Jets ground game which averaged 7.5 yards per carry, featuring 138 yards and two touchdowns by Jones. **(11/23 at TEN)**...Played a role in the Jets 192-yard rushing performance in victory over previously unbeaten TEN, which included a 61-yard touchdown run by Washington. **(11/9 vs. SL)**...Line led the way for the Jets 206-yard rushing performance on 43 carries, while allowing no sacks in victory. **(10/19 at OAK)**...Played key role in aiding Jets running backs to rush for season-high 242 yards on 33 carries (7.3 yards per carry).

2007 (JETS) Started all 16 games. **SEASON HIGHLIGHTS: (12/2 at MIA)**...Helped pave the way for 163 rushing yards and three rushing touchdowns. **(11/18 vs. PIT)**...Part of the line that led the way for Jones' third 100-yard rushing performance of the season against the number-one ranked defense in the NFL at the time. **(10/14 vs. PHI)**...Part of an offensive line that assisted on Jones' 130-yard rushing performance. **(9/23 vs. MIA)**...Paved the way for Jones' 110 rushing yards on 25 carries.

2006 (JETS) Started all 16 games and the club's Wild Card game as a rookie, the first left tackle to start every game of his rookie season for the Jets since Chris Ward, also a first-round draft pick, in 1978. **POSTSEASON:** Made his postseason debut in the club's Wild Card playoff game at NE, 01/07/07. **SEASON HIGHLIGHTS: (12/17 at MIN)**...Helped protect QB Chad Pennington as he threw for a career-high 339 yards. **(12/3 at GB)**...Instrumental in the Jets amassing 178 yards rushing, including the only 100-yard rushing performance of RB Cedric Houston's career. **(10/22 vs. DET)**...Helped pave the way for a season-high 221 yards rushing, as six Jets rushed for positive yards, including the second-career 100-yard performance for fellow rookie Washington. **(9/9 at TEN)**...Made NFL debut as he started at left tackle and helped protect Pennington as he threw for 319 yards and two touchdowns.

NY

BEFORE THE NFL

- Earned All-America first-team selection by *The NFL Draft Report* and *Associated Press*, adding second-team honors from the Walter Camp Football Foundation and *Sports Illustrated*.
- Outland Trophy candidate as a senior at Virginia...A preseason first-team All-America selection and an All-ACC first-team selection...Virginia's first All-Conference tackle since 1998.
- Started every game of his collegiate career (49), the longest streak ever by a Virginia offensive lineman.
- Was an integral part of the 2002 squad that led the ACC in rushing offense (242.8), total offense (423.4), first downs (264) and fewest sacks allowed (16).
- Became school's first true freshman to start on the offensive line in the season opener and set a school record with 14 starts.
- A standout two-way lineman for Russ Cellan at Freeport (NY) High School as a three-year starter, earned *SuperPrep* and *PrepStar* All-America honors...Rated by *SuperPrep* as the top offensive lineman in New York and the state's second-ranked player.
- Received the Thorpe Award as Nassau County's top player, the first lineman to win the award since 1979...*Newsday* All-State honoree after recording 55 tackles, six sacks and eight quarterback hurries as a defensive end his senior year.

NY

OFF THE FIELD

- Wrote a children's book in 2012 encouraging children to recycle called *Brick's Way Go Green!* Learn more at www.bricksway.com.
- Formed the D'Brickashaw Ferguson Foundation, to provide scholarships as well as mentorship programs to high school students and financial aid to churches. The goal of the foundation is to build communities, "One Brick at a Time."

- Serves as the spokesman for United Way TEAM NFL, where they are recruiting one million readers, tutors, mentors and volunteers to help combat the dropout rate.
- Attended the NFL's "Hollywood Boot Camp" at Universal Studios in California in the 2012 offseason, where he learned to successfully produce, direct and write screenplays from Academy Award-nominated director John Singleton (*Boyz n the Hood*), *In Living Color* creator Keenen Ivory Wayans and writer/actor/director Robert Townsend (*The Five Heartbeats*).
- Joined with former New Jersey Governor Jon Corzine, to announce the Eat Right, Move More campaign, which encourages students to eat nutritious food that is offered in their school cafeterias throughout New Jersey.
- Graduated with a degree in Religious Studies from Virginia.
- Earned the 2009 Marty Lyons Award for Community Service as voted on by the Jets Community Relations staff.



2

KICKER

HEIGHT: 6-1

WEIGHT: 222

AGE: 27 (as of opening weekend)

HOMETOWN: Hollywood, CA

HIGH SCHOOL: Notre Dame (CA) HS

COLLEGE: Arizona

HOW ACQUIRED: FA (02/23/10)

EXPERIENCE: NFL: 6th • JETS: 3rd

Nick FOLK

Follow Nick

@nickfolk2

NY

PRO CAREER

- In four seasons with the Jets and DAL, has connected on 113-of-145 field goal attempts (77.9%), with a long of 56 yards, and all 212 of his PATs for 551 points in his career...Has made three-of-four postseason field goals (75.0%) with a long of 42 yards and all 10 of his PATs in his four-career playoff games.
- Connected on a 56-yard field goal at DEN, 10/17/10, the longest field goal of his career and the longest in Jets team history.
- In his first season with the Jets, made 30 field goals, tied for the third-most in club history behind Jim Turner's 34 in 1968 and 32 in 1969.
- Named to the 2007 Pro Bowl team after his rookie season where he converted 26-of-31 field goals and all 53 PAT.
- Scored the game-winning field goal at BUF, 10/08/07, on Monday Night Football as time expired with a 53-yarder...Registered his first game-winner for the Jets when he connected on a 30-yard field goal in overtime at DET, 11/07/10, after making a 36-yard attempt with no time in regulation to force the extra period.

Career Statistics

Year	Team	FG	FGA	Pct	LG	XP	XPA	Pts
2007	DAL	26	31	83.9	53	53	53	131
2008	DAL	20	22	90.9	52	42	42	102
2009	DAL	18	28	64.3	51	36	36	90
2010	Jets	30	39	76.9	56	37	37	127
2011	Jets	19	25	76.0	51	44	44	101
Career Totals		113	145	77.9	56	212	212	551

Additional Statistics

Special Teams Tackles: 1 (Career): 1 (2010)

Career Bests

Field Goals Made: 5 (10/11/10 vs. MIN)

Field Goals Attempted: 5 (twice, last 11/14/10 at CLV)

Points: 17 (10/11/10 vs. MIN)

Extra Points Made: 6 (09/09/07 vs. NYG)

Longest Field Goal: 56 (10/17/10 at DEN)

Career Postseason

Year	Team	FG	FGA	Pct	LG	XP	XPA	Pts
2007	DAL	1	1	100.0	34	2	2	5
2010	Jets	2	3	66.7	42	8	8	14
Totals		3	4	75.0	42	10	10	19

NY

CAREER TRANSACTIONS

- 03/14/12, NYJ, Re-Signed, UFA
- 07/30/11, NYJ, Re-Signed, UFA
- 02/23/10, NYJ, Signed, FA
- 12/22/09, DAL, Waived
- 04/29/07, DAL, D6a (178)

DID YOU KNOW?

Since entering the league in 2007, Nick Folk has tied for the most field goals made on Monday Night Football (18), including tying for the most kicks of 50-or-more yards (three).

NY

SEASON-BY-SEASON REVIEW

2011 (JETS) Registered 100 points for the second-consecutive season and fourth time in his five-year career...Connected on three kicks of 50-or-more yards, the most of his career. **SEASON HIGHLIGHTS: (9/11 vs. DAL)**...Connected on his third game-winning field goal as a Jet, a 50-yard kick with :32 remaining that lifted the Jets to a 27-24 victory over the Cowboys. Connected on both his attempts for the game.

2010 (JETS) In his first season with the Jets, connected on 30-of-39 field goal attempts (76.9%) and all 37 of his PATs...Made game-winning kicks at DET, 11/7, in overtime and at IND (Wild Card Playoff Game), 01/08/11...Recorded one special teams tackle...Handled the kickoff duties, kicking off 81 times with seven touchbacks. **POSTSEASON:** Appeared in all three postseason contests, making two-of-three field goal attempts and all eight PATs. **(AFC Championship: 1/23 at PIT)**...Connected on his only field goal attempt, a postseason career-best 42-yard kick at the end of the second quarter for the first Jets points of the game...Made both PATs to match his postseason career-high of five points. **(Divisional: 1/16 at NE)**...Missed a 30-yard field goal but connected on postseason career-high four PATs. **(Wild Card: 1/8 at IND)**...Made his only attempt, a game-winning 32-yard field goal as time expired to give the Jets a 17-16 win...Connected on both PATs to match his postseason career-best with five points. **SEASON HIGHLIGHTS: (1/2 vs. BUF)**...Finished the season hitting his last eight field goal attempts as his 28-yard field goal gave him 30 on the season, tying K Jay Feely for the third-most field goals in Jets single-season history. **(12/26 at CHI)**...Posted his fourth game of the season of 10-or-more points after connecting on both field goal attempts and all four PATs. **(11/21 vs. HST)**...Made three-of-four field goal attempts and all three PATs, as he posted his third game of 10-or-more points on the season. **(11/7 at DET)**...Made all three of his field goal attempts, hitting a 36-yard kick as time expired in regulation to send the game into

overtime and then a 30-yard attempt in overtime for the win...Added two PATs for 11 total points, his second game of 10-or-more points on the season. **(10/17 at DEN)**...Connected on his only field goal attempt, a 56-yard kick in the third quarter that tied the game 10-10...The 56-yard field goal represented both the longest field goal of his career, surpassing his previous long of 53 yards, first set at BUF, 10/08/07, and the longest field goal in Jets history, breaking the previous record of 55 yards, set most recently by Feely vs. MIA, 11/01/09. **(10/11 vs. MIN)**...Scored the game's first 12 points and the first 15 points of the game for the Jets when he connected on field goals from 25, 53, 22, 34 and 31 yards...Set a new career-highs with his five field goals made and 17 total points. **(9/13 vs. BLT)**...Made his Jets debut and accounted for all nine points connecting on all three of his field goal attempts.

2009 (DAL) Connected on 18-of-28 field goals and made all 36 PAT for 90 total points in 14 games played before being waived on 12/21. **SEASON HIGHLIGHTS: (10/25 vs. ATL)**...Connected on a season-high three field goals (38, 46 and 34 yards) and added four PATs for a season-best 13 points.

2008 (DAL) Led the team with 102 points and finished the season with a 90.9 field goal percentage (20-of-22), the fourth-highest percentage in the league, and converted all 42 PATs. **SEASON HIGHLIGHTS: (11/23 vs. SF)**...Made a season-high four field goals (41, 42, 47 and 48) and three PATs. **(10/12 at ARZ)**...Hit a season-long 52-yard field goal as time expired to send the game to overtime...Converted one-of-two field goals on the day.

2007 (DAL) Named to his first Pro Bowl, becoming the first DAL rookie since RB Emmitt Smith in 1990 to be selected...Converted 26-of-31 field goals and made all 53 PAT...Earned All-Rookie and All-NFC honors as a placekicker by the Pro Football Writers. **POSTSEASON: (Divisional: 1/13 vs. NYG)**...Made his postseason debut, connecting only his only field goal attempt (36 yards) and converted both PATs. **SEASON HIGHLIGHTS: (10/8 at BUF)**...Named NFC Special Teams Player of the Week after making the game-winning field goal as time expired with a 53-yard field goal on Monday Night Football...Earned the opportunity to make the field goal after executing an onside kick that was recovered by TE Tony Curtis...Converted on four-of-four field goals on the night (47, 29, 37 and 53) and hit his only PAT. **(9/16 at MIA)**...Hit a 47-yard field goal and registered his first-career touchback on a kickoff. **(9/9 vs. NYG)**...Connected on a 31-yard field goal and made all six PATs in his NFL debut.



BEFORE THE NFL

- Finished his career at the University of Arizona connecting on 30-of-47 field goals, a including a long of 53 yards, and 79-of-81 extra points, after winning the starting kicking job as a sophomore.
- Earned first-team All-Pac 10 honors in 2006 following his senior season.
- Also took over as punter in 2004, finishing his career with 96 punts for 4,242 yards (44.2 yards-per-punt), including a long of 61 yards.
- Attended Notre Dame High School in Sherman Oaks, CA, where he was named to the All-California Interscholastic Federation Southern Section second team as a placekicker and to the first-team as a punter.



OFF THE FIELD

- Son of Anton and Kathryn Folk and has two younger brothers, Gregory, who played soccer at UCLA, and Eric, who played football at the University of Washington.
- Majored in marketing at the University of Arizona.
- Full name is Nicholas Alexander Folk.
- Participated in the Jets Charity Golf Classic at Trump National Golf Course, 06/07/10, to benefit the Jets' Foundation.
- Cousin, Blake Robinson, was diagnosed with Neurofibromatosis at only 18 months old. As a result, Folk has partnered with the Children's Tumor Foundation (CTF) to support research of Neurofibromatosis.
- Married longtime girlfriend, Julianne, on St. Patrick's Day.

2011 New York Jets

Date	Opp	FG	FGA	Pct	Lg	XP	XPA	Pts
9/11	DAL	2	2	100.0	50	3	3	9
9/18	JAX	3	3	100.0	45	3	3	12
9/25	at OAK	1	1	100.0	21	3	3	6
10/2	at BLT	1	1	100.0	40	2	2	5
10/9	at NE	0	0	-	-	3	3	3
10/17	MIA	1	1	100.0	28	3	3	6
10/23	SD	2	2	100.0	35	3	3	9
11/6	at BUF	2	3	66.7	50	3	3	9
11/13	NE	0	1	0.0	-	2	2	2
11/17	at DEN	2	4	50.0	45	1	1	7
11/27	BUF	0	0	-	-	4	4	4
12/4	at WAS	2	3	66.7	51	4	4	10
12/11	KC	0	0	-	-	5	5	5
12/18	at PHI	2	2	100.0	39	1	1	7
12/24	NYG	0	1	0.0	-	2	2	2
1/1	at MIA	1	1	100.0	31	2	2	5
2011 Totals		19	25	76.0	51	44	44	101

Career Field Goals by Distance

1-19			20-29			30-39			40-49			50+			Total		
M	A	Pct	M	A	Pct	M	A	Pct	M	A	Pct	M	A	Pct	M	A	Pct
2	2	100.0	31	36	86.1	40	44	90.9	30	43	69.8	10	20	50.0	113	145	77.9

2010 New York Jets

Date	Opp	FG	FGA	Pct	LG	XP	XPA	Pts
9/13	BLT	3	3	100.0	48	0	0	9
9/19	NE	2	2	100.0	49	2	2	8
9/26	at MIA	1	2	50.0	30	4	4	7
10/3	at BUF	1	2	50.0	30	5	5	8
10/11	MIN	5	5	100.0	53	2	2	17
10/17	at DEN	1	1	100.0	56	3	3	6
10/31	GB	0	1	0.0	-	0	0	0
11/7	at DET	3	3	100.0	36	2	2	11
11/14	at CLV	2	5	40.0	27	2	2	8
11/21	HST	3	4	75.0	37	3	3	12
11/25	CIN	1	2	50.0	27	3	3	6
12/6	at NE	1	2	50.0	39	0	0	3
12/12	MIA	2	2	100.0	42	0	0	6
12/19	at PIT	2	2	100.0	34	2	2	8
12/26	at CHI	2	2	100.0	34	4	4	10
1/2	BUF	1	1	100.0	28	5	5	8
2010 Totals		30	39	76.9	56	37	37	127

2010 Postseason

Date	Opp	FG	FGA	Pct	LG	XP	XPA	Pts
1/8	at IND	1	1	100.0	32	2	2	5
1/16	at NE	0	1	0.0	-	4	4	4
1/23	at PIT	1	1	100.0	42	2	2	5
Totals		2	3	66.7	42	8	8	14

2009 Dallas Cowboys

Date	Opp	FG	FGA	Pct	LG	XP	XPA	Pts
9/13	at TB	2	2	100	51	4	4	10
9/20	NYG	1	1	100	47	4	4	7
9/28	CAR	2	3	66.7	24	1	1	7
10/4	at DEN	1	1	100	49	1	1	4
10/11	at KC	2	3	66.7	28	2	2	8
10/25	ATL	3	3	100	46	4	4	13
11/1	SEA	1	2	50	40	5	5	8
11/8	at PHI	2	2	100	33	2	2	8
11/15	at GB	0	1	0	-	1	1	1
11/22	WAS	0	1	0	-	1	1	1
11/26	OAK	1	2	50	36	3	3	6
12/6	at NYG	1	3	33.3	34	3	3	6
12/13	SD	1	2	50	31	2	2	5
12/19	at NO	1	2	50	44	3	3	6
2009 Totals		18	28	64.3	51	36	36	90

2008 Dallas Cowboys

Date	Opp	FG	FGA	Pct	LG	XP	XPA	Pts
9/7	at CLV	0	0	-	-	4	4	4
9/15	PHI	2	2	100.0	51	5	5	11
9/21	at GB	2	2	100.0	39	3	3	9
9/28	WAS	1	1	100.0	36	3	3	6
10/5	CIN	1	1	100.0	30	4	4	7
10/12	at ARZ	1	2	50.0	52	3	3	6
10/19	at SL	0	1	0.0	-	2	2	2
10/26	TB	2	2	100.0	45	1	1	7
11/2	at NYG	0	0	-	-	2	2	2
11/16	at WAS	0	0	-	-	2	2	2
11/23	SF	4	4	100.0	48	3	3	15
11/27	SEA	2	2	100.0	42	4	4	10
12/7	at PIT	2	2	100.0	44	1	1	7
12/14	NYG	0	0	-	-	2	2	2
12/20	BLT	1	1	100.0	35	3	3	6
12/28	at PHI	2	2	100.0	42	0	0	6
2008 Totals		20	22	90.9	52	42	42	102

2007 Dallas Cowboys

Date	Opp	FG	FGA	Pct	LG	XP	XPA	Pts
9/9	NYG	1	1	100	31	6	6	9
9/16	at MIA	3	3	100	47	4	4	13
9/23	at CHI	2	3	66.7	44	4	4	10
9/30	SL	0	0	-	-	5	5	5
10/8	at BUF	4	4	100	53	1	1	13
10/14	NE	2	2	100	38	3	3	9
10/21	MIN	1	2	50	45	3	3	6
11/4	at PHI	1	1	100	22	5	5	8
11/11	at NYG	1	1	100	44	4	4	7
11/18	WAS	0	1	0	-	4	4	4
11/22	NYJ	2	2	100	46	4	4	10
11/29	GB	3	3	100	51	4	4	13
12/9	at DET	0	1	0	-	4	4	4
12/16	PHI	2	2	100	33	-	-	6
12/22	at CAR	2	2	100	42	2	2	8
12/30	at WAS	2	3	66.7	37	-	-	6
2007 Totals		26	31	83.9	53	53	53	131

2007 Postseason

Date	Opp.	FG	FGA	Pct	Lg	XP	XPA	Pts
1/13	NYG	1	1	100.0	34	2	2	5
Totals		1	1	100.0	34	2	2	5



23

RUNNING BACK

HEIGHT: 5-11

WEIGHT: 226

AGE: 27 (as of opening weekend)

HOMETOWN: Sicklerville, NJ

HIGH SCHOOL: Winslow Township (NJ) HS

COLLEGE: Iowa

HOW ACQUIRED: D3 (65), 2009 NFL Draft

EXPERIENCE: NFL: 4th • JETS: 4th

Shonn GREENE

NY

PRO CAREER

- Finished 2011 with a career-high 15 games started and registered the first 1,000 season of his career, carrying 253 times for 1,054 yards and six touchdowns, all career bests.
- Scored three rushing touchdowns in his postseason career, tied with RBs Curtis Martin and Freeman McNeil for the most in team history...His 502 rushing yards in the postseason rank behind only McNeil (632) and Martin (528) for most in club postseason history.

- Collected 263 rushing yards in his first two postseason games, the second-most rushing yards a rookie runner has ever amassed, trailing only Duane Thomas (DAL), who posted 278 yards in his first two contests as a rookie in 1970.

NY

CAREER TRANSACTIONS

- 04/26/09, NYJ, D3* (65)

*Jets acquired 2009 D3 (69) from DET for 2009 D3 (76 – DeAndre Levy), 2009 D4 (115 – Sammie Lee Hill) and 2009 D7 (228 – Lydon Murtha).

Career Statistics

Year	Team	GP	GS	Rushing					Receiving				
				Rush	Yds	Avg	Lg	TD	Rec	Yds	Avg	Lg	TD
2009	Jets	14	0	108	540	5.0	33t	2	0	0	0.0	0	0
2010	Jets	15	2	185	766	4.1	23t	2	16	120	7.5	15	0
2011	Jets	16	15	253	1054	4.2	31	6	30	211	7.0	36	0
Career Totals		45	17	546	2,360	4.3	33t	10	46	331	7.2	36	0

Additional Statistics

Fumbles Lost: 5 (Career): 2 (2010); 3 (2009)

Career Bests

Rushing Attempts: 24 (12/11/11 vs. KC)

Receptions: 7 (09/25/11 at OAK)

Rushing Yards: 144 (10/25/09 at OAK)

Receiving Yards: 58 (12/11/11 vs. KC)

Longest Rush: 33 (10/25/09 at OAK)

Longest Reception: 36 (12/11/11 vs. KC)

Rushing Touchdowns: 3 (12/04/11 at WAS)

Longest Rushing Touchdown: 33 (10/25/09 at OAK)

Career Postseason

Year	Team	GP	GS	Rushing					Receiving				
				Rush	Yds	Avg	Lg	TD	Rec	Yds	Avg	Lg	TD
2009	Jets	3	0	54	304	5.6	53t	2	1	4	4.0	4	0
2010	Jets	3	0	45	198	4.4	23	1	1	9	9.0	9	0
Totals		6	0	99	502	5.1	53t	3	2	13	6.5	9	0

Career Postseason Bests

Rushing Attempts: 23 (01/17/10 at SD)

Receptions: 1 (twice, last 01/16/11 at NE)

Rushing Yards: 135 (01/9/10 at CIN)

Receiving Yards: 9 (01/16/11 at NE)

Longest Rush: 53 (01/17/10 at SD)

Longest Reception: 9 (01/16/11 at NE)

Rushing Touchdowns: 1 (three times, last 01/16/11 at NE)

Longest Rushing Touchdown: 53 (01/17/10 at SD)

Shonn Greene Career Touchdown List

Date	Opp	Type	Qtr	Dwn	Yds
10/25/09	NYJ at OAK	Rush	2	1	8
10/25/09	NYJ at OAK	Rush	4	3	33
01/09/10	NYJ at CIN*	Rush	2	2	39
01/17/10	NYJ at SD*	Rush	4	1	53
10/11/10	NYJ vs. MIN	Rush	4	1	23
12/26/10	NYJ at CHI	Rush	2	2	3
01/16/11	NYJ at NE*	Rush	4	2	16
09/18/11	NYJ vs. JAX	Rush	3	2	1
10/09/11	NYJ at NE	Rush	2	2	3
12/04/11	NYJ at WAS	Rush	1	2	1
12/04/11	NYJ at WAS	Rush	4	2	9
12/04/11	NYJ at WAS	Rush	4	1	25
12/11/11	NYJ vs. KC	Rush	2	2	7

*Postseason

Shonn Greene's Career 100-Yard Games

Date	Opp	W/L	Att	Yds	Avg	Lg	TD
10/25/09	NYJ at OAK	W	19	144	7.6	33t	2
01/09/10	NYJ at CIN*	W	21	135	6.4	39t	1
12/11/11	NYJ vs. KC	W	24	129	5.4	31	1
01/17/10	NYJ at SD*	W	23	128	5.6	53t	1
10/03/10	NYJ at BUF	W	22	117	5.3	17	0
10/23/11	NYJ vs. SD	W	20	112	5.6	24	0

*POSTSEASON

NY SEASON-BY-SEASON REVIEW

2011 (JETS) Established career-highs in every offensive category as earned the starting role at RB. **SEASON HIGHLIGHTS: (12/11 vs. KC)**...Recorded his sixth touchdown and second 100-yard effort of the season when he rushed for 129 yards and a score on 24 carries (5.4 avg.) in the Jets 37-10 victory over Kansas City. **(12/4 at WAS)**...Set a single-game high with three rushing touchdowns...It was his first multiple touchdown game in the regular season since his rookie season when he rushed for two at OAK (10/25/09)...Finished the game with 22 carries for 88 yards and the three rushing touchdowns, also registered three receptions for 26 yards. **(10/23 vs. SD)**...Recorded the first 100-yard rushing game of 2011 and at home, when he tallied 112 yards on 20 carries (5.6 avg.)...**(9/25 at OAK)**...Made his third start of the season, establishing a new career-high...Set a career-best as he led the club in receptions for the first time, collecting seven for 47 yards...Combined for 106 total yards, his first game of 100-or-more total yards since he gained 117 yards on the ground at BUF (10/03/10).

2010 (JETS) Appeared in the first 15 games of 2010 season, starting the first two games of his career in the season's first two games...Rushed a career-high 185 times for a career-best 766 yards and two touchdowns...Caught the first regular-season passes of his career as he finished the season with 16 receptions for 120 yards. **POSTSEASON:** Played in all three postseason games, finishing with 198 yards on 45 carries (4.4 avg.) and one touchdown...Caught one pass for nine yards. **(AFC Championship: 1/23 at PIT)**...Carried a postseason-low nine times for 52 yards (5.8 avg.) **(Divisional: 1/16 at NE)**...Ran 17 times for 76 yards (4.5 avg.) and caught one pass for nine yards...Scored on a 16-yard touchdown run with 1:41 to play in the fourth quarter to put the Jets ahead 28-14. **(Wild Card: 1/8 at IND)**...Collected 70 yards rushing on 19 carries. **SEASON HIGHLIGHTS: (1/2 vs. BUF)**...Inactive for the season finale as he was rested for the postseason. **(12/26 at CHI)**...Led the club with 70 yards rushing on 12 carries, scoring on a three-yard run in the second quarter. **(12/12 vs. MIA)**...Registered a career-high with 29 yards receiving on three catches. **(10/11 vs. MIN)**...Increased the Jets lead to 22-13 with his 23-yard touchdown

run with 4:30 remaining in the fourth quarter...Finished the game with 57 yards on 10 carries. **(10/3 at BUF)**...Registered the second 100-yard rushing performance of his career in the regular season when he ran 22 times for 117 yards...Combined with RB LaDainian Tomlinson to become the first Jets running backs to both surpass 100 yards rushing in a game since both he and RB Thomas Jones accomplished the feat at OAK, 10/25/09. **(9/13 vs. BLT)**...Made the first start of his career as he gained 18 yards on five carries...Added his first regular-season reception when he caught a QB Mark Sanchez pass for nine yards.

2009 (JETS) The second-leading rusher on the NFL's number-one rushing offense after finishing his rookie season with 540 yards on 108 carries (5.0 avg.)...Played in 14 games in his rookie season and three more in the postseason. **POSTSEASON:** Rushed for 304 yards and two touchdowns on 54 postseason carries (5.6 avg.)...Registered 100-yard rushing games in each of the Jets first two postseason wins...Scored on touchdown runs of 39 yards and 53 yards, the two longest runs of his rookie season. **(AFC Championship: 1/24 at IND)**...Put up 41 yards rushing on 10 carries before an injury in the third quarter sidelined him for the game. **(Divisional: 1/17 at SD)**...Received another game ball as he racked up over 100 yards rushing for the second-consecutive week as he amassed 128 yards on 23 carries in the win...Put the Jets ahead to stay when he raced 53 yards for a touchdown with 7:17 left in the game...The 53-yard touchdown eclipsed his own mark, set the week prior, for the longest scoring run in Jets postseason history...Recorded the first reception of his career when he hauled in a four-yard pass from Sanchez. **(Wild Card: 1/9 at CIN)**...Made his postseason debut and received a game ball after he carried 21 times for 135 yards and touchdown in the win...Tied McNeil for the second-best rushing performance in Jets postseason history as his 135 yards was topped only by McNeil's 202 yards vs. KC, 12/28/86...Registered the then-longest scoring play of his career and the then-longest scoring run in Jets postseason history when he tied up the game, 7-7, on a 39-yard TD run. **SEASON HIGHLIGHTS: (12/27 at IND)**...Received a game ball after a performance that saw him gain 95 yards on 16 carries...His 21-yard rush in the second quarter led to the Jets first points of the game. **(10/25 at OAK)**...Saw his first extended action after an injury to Leon

Washington in the first quarter...Finished the game with 19 carries for 144 yards and his first two NFL touchdowns, earning a game ball for his performance...Scored on runs of eight and 33 yards, the latter the longest play of his rookie regular season. **(10/4 at NO)**...Saw his first NFL carry when he ran for nine yards in the second quarter...Finished the game with four carries for 23 yards.



BEFORE THE NFL

- In 33 games at Iowa under Head Coach Kirk Ferentz, he started 13 games, rushed for 2,228 yards (5.9 avg.) and 22 touchdowns... Added 72 yards on 11 receptions and 114 yards on six kickoff returns.
- Set the school record with 1,850 yards rushing and 20 touchdowns in 2008, becoming Iowa's first consensus All-American running back since Nile Kinnick in 1939...Topped the previous mark of 1,691 yards and 17 touchdowns by Tavian Banks in 1997...Big Ten Conference Offensive Player of the Year...Recipient of the Doak Walker Award, given to the nation's top running back...Named the team's offensive captain and offensive MVP...Semifinalist for the Maxwell Award, given to the nation's top player.
- Rushed for more than 100 yards in every game (13) in 2008, a Big Ten record, and was the third player at Iowa to rush for more than 200 yards twice in a season (217 vs. Wisconsin, 211 vs. Purdue), joining Banks (1997) and Sedrick Shaw (1995).

- Prepped at Milford Academy in CT in 2004, rushing for 1,274 yards.
- Played for Head Coach Felton Jones at Winslow Township (NJ) HS...Played tailback and linebacker...Registered 191 tackles with one interception during his career...Gained 1,378 yards rushing and 16 touchdowns as a senior and rushed for 1,267 yards and 18 touchdowns as a junior...Named first-team All-Conference and second-team All-State choice as a senior...The previous year, awarded All-State, All-South Jersey and All-Conference honors.



OFF THE FIELD

- Raised by his grandmother, Cheryl Greene. He has a big heart with "Cheryl" tattooed in the middle of it on his neck.
- Took a job assembling furniture at McGregor's while taking classes at Kirkwood Community College in Iowa City when he was ineligible at Iowa.
- Volunteered for both the Northern New Jersey and Long Island Walk for Lupus to benefit the Alliance for Lupus Research.
- Visited P.G. Chambers School to celebrate the completion of a new adaptive fitness area as part of the Jets partnership with Hometown Huddle and the United Way of Morris County.
- Participated in the *New York Daily News* Readers Care to Feed the Hungry food drive.

2011 New York Jets				Rushing					Receiving				
Date	Opp	GP	GS	Rush	Yds	Avg	Lg	TD	Rec	Yds	Avg	Lg	TD
9/11	DAL	1	1	10	26	2.6	6	0	1	7	7.0	7	0
9/18	JAX	1	1	16	49	3.1	12	1	2	6	3.0	5	0
9/25	at OAK	1	1	15	59	3.9	15	0	7	47	6.7	15	0
10/2	at BAL	1	1	10	23	2.3	8	0	-	-	-	-	-
10/9	at NE	1	1	21	83	4.0	9	1	2	9	4.5	5	0
10/17	MIA	1	1	21	74	3.5	20	0	1	3	3.0	3	0
10/23	SD	1	0	20	112	5.6	24	0	1	5	5.0	5	0
11/6	at BUF	1	1	19	76	4.0	10	0	-	-	-	-	-
11/13	NE	1	1	13	61	4.7	8	0	2	14	7.0	7	0
11/17	at DEN	1	1	3	10	3.3	5	0	1	4	4.0	4	0
11/27	BUF	1	1	13	78	6.0	18	0	3	12	4.0	7	0
12/4	at WAS	1	1	22	88	4.0	25t	3	3	26	8.7	10	0
12/11	KC	1	1	24	129	5.4	31	1	3	58	19.3	36	0
12/18	at PHI	1	1	18	73	4.1	13	0	1	0	0.0	0	0
12/24	NYG	1	1	14	58	4.1	13	0	3	20	6.7	8	0
1/1	at MIA	1	1	14	55	3.9	10	0	-	-	-	-	-
2011 Totals		16	15	253	1054	4.2	31	6	30	211	7.0	36	0

2010 New York Jets				Rushing					Receiving				
Date	Opp	GP	GS	Rush	Yds	Avg	Lg	TD	Rec	Yds	Avg	Lg	TD
9/13	BLT	1	1	5	18	3.6	8	0	1	9	9.0	9	0
9/19	NE	1	1	15	52	3.5	8	0	1	8	8.0	8	0
9/26	at MIA	1	0	10	36	3.6	9	0	-	-	-	-	-
10/3	at BUF	1	0	22	117	5.3	17	0	-	-	-	-	-
10/11	MIN	1	0	10	57	5.7	23t	1	-	-	-	-	-
10/17	at DEN	1	0	9	43	4.8	8	0	-	-	-	-	-
10/31	GB	1	0	6	22	3.7	8	0	1	10	10.0	10	0
11/7	at DET	1	0	10	46	4.6	12	0	2	9	4.5	7	0
11/14	at CLV	1	0	20	72	3.6	10	0	3	22	7.3	12	0
11/21	HST	1	0	15	42	2.8	12	0	-	-	-	-	-
11/25	CIN	1	0	18	70	3.9	9	0	1	11	11.0	11	0
12/4	at NE	1	0	13	64	4.9	13	0	1	3	3.0	3	0
12/12	MIA	1	0	8	17	2.1	6	0	3	29	9.7	15	0
12/19	at PIT	1	0	12	40	3.3	6	0	1	5	5.0	5	0
12/26	at CHI	1	0	12	70	5.8	18	1	2	14	7.0	9	0
1/2	BUF			INACTIVE									
2010 Totals		15	2	185	766	4.1	23t	2	16	120	7.5	15	0

2010 Postseason

Date	Opp	GP	GS	Rush	Yds	Avg	Lg	TD	Rec	Yds	Avg	Lg	TD
1/8	at IND	1	0	19	70	3.7	8	0	-	-	-	-	-
1/16	at NE	1	0	17	76	4.5	20	1	1	9	9.0	9	0
1/23	at PIT	1	0	9	52	5.8	23	0	-	-	-	-	-
Totals		3	0	45	198	4.4	23	1	1	9	9.0	9	0

2009 New York Jets

Date	Opp	GP	GS	Rushing					Receiving				
				Att	Yds	Avg	Lg	TD	Rec	Yds	Avg	Lg	TD
9/13	at HST								INACTIVE				
9/20	NE								DNP				
9/27	TEN	1	0	-	-	-	-	-	-	-	-	-	-
10/4	at NO	1	0	4	23	5.8	9	0	-	-	-	-	-
10/12	at MIA	1	0	2	7	3.5	5	0	-	-	-	-	-
10/18	BUF	1	0	1	0	0.0	0	0	-	-	-	-	-
10/25	at OAK	1	0	19	144	7.6	33t	2	-	-	-	-	-
11/1	MIA	1	0	8	18	2.3	7	0	-	-	-	-	-
11/15	JAX	1	0	7	26	3.7	14	0	-	-	-	-	-
11/22	at NE	1	0	3		-0.3	2	0	-	-	-	-	-
11/29	CAR	1	0	10	36	3.6	12	0	-	-	-	-	-
12/3	at BUF	1	0	11	59	5.4	17	0	-	-	-	-	-
12/13	at TB	1	0	6	41	6.8	25	0	-	-	-	-	-
12/20	ATL	1	0	8	30	3.8	11	0	-	-	-	-	-
12/27	at IND	1	0	16	95	5.9	21	0	-	-	-	-	-
1/3	CIN	1	0	13	62	4.8	15	0	-	-	-	-	-
2009 Totals		14	0	108	540	5.0	33t	2	0	0	0	0	0

2009 Postseason

Date	Opp	GP	GS	Att	Yds	Avg	Lg	TD	Rec	Yds	Avg	Lg	TD
1/9	at CIN	1	0	21	135	6.4	39t	1	-	-	-	-	-
1/17	at SD	1	0	23	128	5.6	53t	1	1	4	4.0	4	0
1/24	at IND	1	0	10	41	4.1	13	0	-	-	-	-	-
2009 Totals		3	0	54	304	5.6	53t	2	1	4	4.0	4	0



52

LINEBACKER

HEIGHT: 6-2

WEIGHT: 250

AGE: 28 (as of opening weekend)

HOMETOWN: Grand Rapids, MI

HIGH SCHOOL: Ottawa Hills (MI) HS

COLLEGE: Michigan

HOW ACQUIRED: D2 (47), 2007 NFL Draft

EXPERIENCE: NFL: 6th • JETS: 6th

David HARRIS

NY

PRO CAREER

- Posted one of his most complete seasons statistically in 2011 as he tied for first on the team with a career-best four interceptions, ranked second with five sacks, established a career-high with five passes defended and scored the first touchdown of his career on an interception return vs. BLT (10/02/11).
- Led the club in tackles in four of his five seasons, failing to post more than 100 tackles in just the 2008 season due to missing five games.
- In 2009, earned second-team All-Pro honors and was selected to the midseason All-Pro teams by *Sports Illustrated*/Peter King and ESPN/Len Pasquarelli...Named Jets 2009 Ed Block Courage Award winner...Led the NFL's best defense with 142 tackles, 5.5 sacks, two interceptions, three passes defended and two forced fumbles.
- Led the team with 117 tackles as a rookie in 2007, the first Jets

rookie since LB Stan Blinka in 1979 to finish as the club's leader... Named to the *Pro Football Weekly* All-Rookie Team in 2007 along with 2007 first-round selection Darrelle Revis, marking the second-consecutive season that the Jets first two draft choices were recognized...First-round choices D'Brickashaw Ferguson and Nick Mangold were All-Rookie choices in 2006.

- Named NFL Defensive Rookie of the Month for November 2007, after accumulating 36 tackles and one sack, including a career-high 20-tackle performance in an overtime loss to WAS (11/04/07).

NY

CAREER TRANSACTIONS

- 08/03/11, NYJ, Signed, Contract Extension
- 02/28/11, NYJ, Signed, Franchise Tender
- 02/15/11, NYJ, Designated Franchise Player
- 4/28/07, NYJ, D2* (47)

*Jets acquired 2007 D2 (47) and 2007 D7 (235 – Chansi Stuckey) from GB for 2007 D2 (63 – Brandon Jackson), 2007 D3 (89 – Aaron Rouse)

Career Statistics

Year	Team	GP	GS	TT	S	A	Sk	Yds	Int	Yds	Lg	TD	PD	FF	FR	Yds	TD
2007	Jets	16	9	117	68	49	5.0	52.0	0	0	0	0	3	2	1	0	0
2008	Jets	11	11	87	51	36	1.0	9.0	0	0	0	0	1	0	1	0	0
2009	Jets	16	16	142	91	51	5.5	50.5	2	24	14	0	3	2	0	0	0
2010	Jets	16	16	119	90	29	3.0	23.0	0	0	0	0	2	1	1	0	0
2011	Jets	16	16	117	78	39	5.0	21.0	4	55	35t	1	5	0	0	0	0
Career Totals		75	68	582	378	204	19.5	155.5	6	79	35t	1	14	5	3	0	0

Additional Statistics

Special teams tackles: 11 (career); 2 (2009); 9 (2007)

Career Bests

Tackles: 20 (11/04/07 vs. WAS)

Solo Tackles: 14 (11/04/07 vs. WAS)

Longest Interception Return: 35t (10/02/11 at BLT)

Career Postseason

Year	Team	P	S	TT	S	A	Sk	Yds	Int	Yds	Lg	TD	PD	FF	FR	Yds	TD
2009	Jets	3	3	29	19	10	2.0	17.0	0	0	0	0	1	1	0	0	0
2010	Jets	3	3	31	23	8	0.0	0.0	1	58	58	0	0	0	0	0	0
Totals		6	6	60	42	18	2.0	17.0	1	58	58	0	1	1	0	0	0

Postseason Bests

Tackles: 13 (twice, last: 01/16/11 at NE)

Solo Tackles: 9 (01/17/10 at SD)

Sacks: 2 (01/24/10 at IND)

Career Interceptions

Date	Opp	Qtr	Dwn	Last LOS	Quarterback	Target	Yds
09/27/09	NYJ vs. TEN	4	2	NYJ 44	Kerry Collins	TE Alge Crumpler	14
12/13/09	NYJ at TB	1	1	TB 31	Josh Freeman	WR Antonio Bryant	10
01/16/11	NYJ at NE*	1	1	NYJ 28	Tom Brady	RB BenJarvus Green-Ellis	58
10/02/11	NYJ at BLT	2	3	BLT 34	Joe Flacco	RB Ray Rice	35t
11/06/11	NYJ at BUF	2	2	BUF 40	Ryan Fitzpatrick	WR David Nelson	0
12/18/11	NYJ at PHI	2	2	NYJ 43	Michael Vick	WR Jason Avant	0
12/24/11	NYJ vs. NYG	4	1	NYG 20	Eli Manning	WR Hakeem Nicks	20

*Postseason

Career Firsts

First	Date	Game	Result	Note
Game	09/09/07	NYJ vs. NE	L, 14-38	Made his NFL debut in the opening game of his rookie season
Start	10/28/07	NYJ vs. BUF	L, 3-13	Made his first start in the eighth game of his rookie season, as starting ILB Jonathan Vilma was placed on injured/reserve the day before
Sack	10/28/07	NYJ vs. BUF	L, 3-13	Sacked Trent Edwards for a four-yard loss
Interception	09/27/09	NYJ vs. TEN	W, 24-17	Intercepted Kerry Collins and returned it 14 yards
Forced Fumble	12/02/07	NYJ at MIA	W, 40-13	Sacked John Beck, forcing a fumble which he would also recover
Fumble Recovery	12/02/07	NYJ at MIA	W, 40-13	Recovered a fumble he caused after sacking John Beck
Touchdown	10/02/11	NYJ at BLT	L, 17-34	Intercepted a Joe Flacco pass, returning it 35 yards for the touchdown
Multi-Sack Game	01/24/10	NYJ at IND*	L, 17-30	Sacked Peyton Manning on each of the first two IND possessions, first for 10 yards on third down and again for seven yards on first down

*Postseason

Career Fumbles

Date	Opp	Qtr	Dwn	Last LOS	Fumbled	Forced	Recovered	Yds
12/02/07	NYJ at MIA	3	3	MIA 29	QB John Beck	Harris**	Harris	0
12/23/07	NYJ at TEN	2	1	TEN 45	QB Vince Young	Harris**	DT Dewayne Robertson	0
09/28/08	NYJ vs. ARZ	3	2	ARZ 40	QB Kurt Warner	LB Calvin Pace**	Harris	0
10/04/09	NYJ at NO	4	1	NYJ 37	RB Pierre Thomas	Harris	QB Drew Brees	-
12/03/09	NYJ at BUF	2	3	BUF 43	QB Ryan Fitzpatrick	Harris**	LB Bryan Thomas	7
01/24/10	NYJ at IND*	4	1	IND 37	WR Reggie Wayne	Harris	Wayne	-
11/14/10	NYJ at CLV	1	2	CLV 31	RB Peyton Hillis	Harris	Harris	0

*Postseason

**Caused on a sack

and 2007 D6 (191 – Korey Hall)

NY SEASON-BY-SEASON REVIEW

2011 (JETS) After signing a contract extension during training camp, led the team with 117 tackles, edging S Eric Smith by just two...2011 marked the third-consecutive season, and fourth season in his first five years that he led the Jets in tackles...Finished tied for the team lead in interceptions with a career-best four, while finishing second with five sacks, the second-highest total of his career...Registered a career-best five passes defended and scored the first touchdown of his career off an interception return. **SEASON HIGHLIGHTS:** One of four Jets players, three defensive, to earn *Pro Football Weekly* MidSeason All-Pro team honors **(12/24 vs. NYG)**...Registered a sack and interception of QB Eli Manning...It marked the second time in his career that he registered both a sack and interception in the same game. **(11/27 vs. BUF)**...Recorded his third sack of the season when he dropped QB Ryan Fitzpatrick in the fourth quarter...Finished with 10 tackles, it was his third 10-plus tackle game of the season. **(11/6 at BUF)**...Recorded his fifth-career interception and second of the season when he caught a QB Ryan Fitzpatrick pass in the Jets 27-11 victory in Orchard Park, NY. **(10/2 at BLT)**...Recorded the fourth interception of his career and the first return for a touchdown when he picked off a QB Joe Flacco pass, returning it 35 yards for the score.

2010 (JETS) Named the 2010 Curtis Martin Team MVP...One of just two defensive players (LB Bart Scott) to start all 16 games...Major part of a defensive unit that finished third in total defense and rushing defense and sixth in scoring defense...Led the club in tackles for the third time in his first four seasons as he posted 119 total tackles (90 solo)...Collected three sacks, two passes defended, a forced fumble and a fumble recovery. **POSTSEASON:** Started all three postseason contests, collecting a team-high 31 tackles (23 solo), leading the club in tackles in all three games...Notched the third interception of his career, and first in the postseason. **(Divisional: 1/16 at NE)**...Named game captain prior to the contest...Matched his postseason career-high with 13 tackles (eight solo) and returned a QB Tom Brady interception 58 yards in the first quarter. **SEASON HIGHLIGHTS: (12/6 at NE)**...Dropped Brady with a six-yard sack. **(11/25 vs. CIN)**...Sacked QB Carson Palmer for an eight-yard loss. **(11/14 at CLV)**...Forced and recovered a fumble by RB Peyton Hillis in addition to his eight tackles (seven solo). **(10/31 vs. GB)**...Brought down QB Aaron Rodgers for a nine-yard sack...Registered nine tackles (seven solo). **(9/13 vs. BLT)**...Recorded a career-high two passes defended...Collected six tackles (four solo).

2009 (JETS) Started all 16 regular-season games, as well as the team's three postseason contests...Paced a Jets defense that led the NFL in seven categories (yards per game, yards per play, passing yards per game, passing yards per play, first downs allowed, third-down conversions allowed and points allowed) with 142 tackles, 5.5 sacks, two interceptions, three passes defended and two forced fumbles...**POSTSEASON:** During postseason play, led the team in both tackles (29) and sacks (two). **(AFC Championship: 1/24 at IND)**...Sacked QB Peyton Manning on consecutive possessions...Finished the game with a team-leading 11 tackles and one forced fumble. **(Divisional: 1/17 at SD)**...Posted a team-leading 13 tackles (nine solo) and a pass defended. **(Wild Card: 1/9 at CIN)**...Made his postseason debut, collecting five tackles. **SEASON HIGHLIGHTS: (12/13 at TB)**...Opened the game with an interception of QB Josh Freeman, leading to a 40-yard field goal

that gave the Jets a 3-0 lead. **(12/3 at BUF)**...Registered his fifth 10-plus tackle game of the season when he led the club with 10 tackles and strip-sacked QB Ryan Fitzpatrick...The fumble was recovered by LB Bryan Thomas and led to a 49-yard field goal. **(11/29 vs. CAR)**...Led a unit that held the third-rated rushing offense to 75 yards on the ground...Sacked QB Jake Delhomme. **(11/22 at NE)**...Led the team with 15 tackles. **(11/1 vs. MIA)**...Captained a defense that held the MIA offense to a total of 104 yards on 51 plays. **(10/18 vs. BUF)**...Collected a team-leading 18 tackles and was credited with a half-sack of QB Trent Edwards. **(10/4 at NO)**...Caused a RB Pierre Thomas fumble and led the team with 15 tackles. **(9/27 vs. TEN)**...Awarded a game ball after recording his first-career interception off of QB Kerry Collins...Also sacked Collins for an eight-yard loss and finished with five tackles. **(9/13 at HST)**...Awarded game ball after leading the club with 12 tackles...Part of a defensive effort that held HST to 38 yards rushing, including only 17 yards on nine carries by RB Steve Slaton, the second-leading rusher in the AFC in 2008...Part of a defensive effort that limited a HST offense that ranked third in the NFL in 2008 to just 183 yards of total offense.

2008 (JETS) Started 11 games and was inactive for five contests...Ranked second on the team with 87 tackles and also contributed one sack, one fumble recovery, two quarterback hurries and one pass defended...Led or tied for the team lead in tackles in five contests...Inactive at BUF (11/2), vs. SL (11/9), at NE (11/13), at TEN (11/23) and vs. DEN (11/30) with an injury. **SEASON HIGHLIGHTS: (10/12 vs. CIN)**...Sacked Fitzpatrick. **(9/28 vs. ARZ)**...Notched a fumble recovery.

2007 (JETS) Led team with 117 tackles and tied for team lead with five sacks (all five coming in the club's final nine games)...Played in all 16 games, starting the final nine contests...Averaged more than 10 tackles per game during his nine starts...Third Jets rookie since 1991 to record at least 100 tackles in a season (LB Jonathan Vilma, 118, 2004; S Kerry Rhodes, 108, 2005)...Named NFL Defensive Rookie of the Month for November after recording 36 tackles and one sack. **SEASON HIGHLIGHTS: (12/30 vs. KC)**...Sacked QB Brodie Croyle and led the team with 13 tackles. **(12/23 at TEN)**...Sacked QB Vince Young and forced a fumble. **(12/2 at MIA)**...Named Jets Defensive Player of the Week as he recorded a team-high eight tackles...Sacked QB John Beck, forcing a fumble that he also recovered. **(11/18 vs. PIT)**...Registered a sack of QB Ben Roethlisberger. **(11/4 vs. WAS)**...Recorded a career-high 20 tackles in the overtime loss. **(10/28 vs. BUF)**...Made his first NFL start and registered the first sack of his career when he brought down QB Trent Edwards in the third quarter...Recorded a team-high 14 tackles.

NY BEFORE THE NFL

- Finished his career at the University of Michigan with 196 total tackles, four sacks, one interception, three forced fumbles and one fumble recovery.
- Second-team All-American selection as a senior in 2006 by the *AP* and *Sports Illustrated*...Semifinalist for the Butkus Award, given to the nation's top linebacker...Shared the Bo Schembechler team MVP award with RB Mike Hart.
- Two-year starter at Ottawa Hills (MI) HS, where he recorded 295 total tackles and 16 sacks, while rushing for 734 yards and 15 touchdowns as a fullback.
- Set school records for most solo tackles in a season (114) as a

senior and in a career (225), and most tackles (158) in a season as a junior.



OFF THE FIELD

- General Studies major at Michigan.
- Competed in track and field as a junior in high school.
- Participated in the Northern New Jersey ALR Walk With Us to Cure Lupus event in 2010.
- Embodied the NFL's commitment to community service by supporting programs benefiting the children and youth of New York City at the 13th Annual Gridiron Gala in 2008.
- Participated in the *Newark Star Ledger* Junior Reporter program in 2007, which motivates participation in classes with dozens of hands-on activities.
- He and wife, Jiali, have a daughter, Ayla Sui.

Career Sacks

Date	Opp	Qtr	Dwn	Last LOS	Quarterback	Shared With	Yds
10/28/07	NYJ vs. BUF	3	3	NYJ 38	Trent Edwards		4
11/18/07	NYJ vs. PIT	1	3	NYJ 43	Ben Roethlisberger		17
12/02/07	NYJ at MIA	3	3	MIA 43	John Beck**		13
12/23/07	NYJ at TEN	2	1	TEN 48	Vince Young**		3
12/30/07	NYJ vs. KC	4	3	NYJ 34	Brodie Croyle		15
10/12/08	NYJ vs. CIN	4	2	CIN 23	Ryan Fitzpatrick	LB Bryan Thomas	8
12/07/08	NYJ at SF	2	1	NYJ 30	Shaun Hill	DT Mike DeVito	10
09/13/09	NYJ at HST	3	2	HST 32	Matt Schaub		8
09/27/09	NYJ vs. TEN	4	2	TEN 41	Kerry Collins		8
10/18/09	NYJ vs. BUF	2	3	BUF 43	Trent Edwards	DE Marques Douglas	5
11/01/09	NYJ vs. MIA	2	3	NYJ 36	Chad Henne		15
11/29/09	NYJ vs. CAR	1	2	CAR 37	Jake Delhomme		6
12/03/09	NYJ at BUF	2	3	NYJ 46	Ryan Fitzpatrick**		11
01/24/10	NYJ at IND*	1	3	IND 45	Peyton Manning		10
01/24/10	NYJ at IND*	1	1	IND 34	Peyton Manning		7
10/31/10	NYJ vs. GB	2	2	NYJ 23	Aaron Rodgers		9
11/25/10	NYJ vs. CIN	4	2	CIN 10	Carson Palmer		8
12/06/10	NYJ at NE	2	2	NE 46	Tom Brady		6
09/25/11	NYJ at OAK	3	2	OAK 22	Jason Campbell		7
10/09/11	NYJ at NE	2	1	NYJ 23	Tom Brady		5
11/27/11	NYJ vs. BUF	4	2	BUF 24	Ryan Fitzpatrick		4
12/11/11	NYJ vs. KC	3	2	KC 35	Tyler Palko		0
12/24/11	NYJ vs. NYG	1	3	NYG 35	Eli Manning		5

*Postseason

**Forced Fumble

2011 New York Jets

Date	Opp	GP	GS	TT	S	A	Sk	Yds	Int	Yds	Lg	TD	PD	FF	FR	Yds	TD
9/11	DAL	1	1	8	6	2	-	-	-	-	-	-	-	-	-	-	-
9/18	JAX	1	1	4	3	1	-	-	-	-	-	-	1	-	-	-	-
9/25	at OAK	1	1	6	3	3	1.0	7.0	-	-	-	-	-	-	-	-	-
10/2	at BLT	1	1	11	7	4	-	-	1	35	35t	1	-	-	-	-	-
10/9	at NE	1	1	11	9	2	1.0	5.0	-	-	-	-	-	-	-	-	-
10/17	MIA	1	1	5	3	2	-	-	-	-	-	-	1	-	-	-	-
10/23	SD	1	1	6	4	2	-	-	-	-	-	-	-	-	-	-	-
11/6	at BUF	1	1	5	4	1	-	-	1	0	0	0	-	-	-	-	-
11/13	NE	1	1	8	6	2	-	-	-	-	-	-	-	-	-	-	-
11/17	at DEN	1	1	9	5	4	-	-	-	-	-	-	-	-	-	-	-
11/27	BUF	1	1	10	7	3	1.0	4.0	-	-	-	-	-	-	-	-	-
12/4	at WAS	1	1	6	5	1	-	-	-	-	-	-	2	-	-	-	-
12/11	KC	1	1	7	5	2	1.0	0.0	-	-	-	-	-	-	-	-	-
12/18	at PHI	1	1	10	7	3	-	-	1	0	0	0	-	-	-	-	-
12/24	NYG	1	1	7	2	5	1.0	5.0	1	20	20	0	-	-	-	-	-
1/1	at MIA	1	1	4	2	2	-	-	-	-	-	-	1	-	-	-	-
2011 Totals		16	16	117	78	39	5.0	21.0	4	55	35t	1	5	0	0	0	0

2010 New York Jets

Date	Opp	GP	GS	TT	S	A	Sk	Yds	Int	Yds	Lg	TD	PD	FF	FR	Yds	TD
9/13	BLT	1	1	6	4	2	-	-	-	-	-	-	2	-	-	-	-
9/19	NE	1	1	7	6	1	-	-	-	-	-	-	-	-	-	-	-
9/26	at MIA	1	1	9	8	1	-	-	-	-	-	-	-	-	-	-	-
10/3	at BUF	1	1	7	5	2	-	-	-	-	-	-	-	-	-	-	-
10/11	MIN	1	1	8	6	2	-	-	-	-	-	-	-	-	-	-	-
10/17	at DEN	1	1	12	9	3	-	-	-	-	-	-	-	-	-	-	-
10/31	GB	1	1	9	7	2	1.0	9.0	-	-	-	-	-	-	-	-	-
11/7	at DET	1	1	10	6	4	-	-	-	-	-	-	-	-	-	-	-
11/14	at CLV	1	1	8	7	1	-	-	-	-	-	-	-	1	1	0	0
11/21	HST	1	1	8	7	1	-	-	-	-	-	-	-	-	-	-	-
11/25	CIN	1	1	6	5	1	1.0	8.0	-	-	-	-	-	-	-	-	-
12/6	at NE	1	1	6	4	2	1.0	6.0	-	-	-	-	-	-	-	-	-
12/12	MIA	1	1	6	4	2	-	-	-	-	-	-	-	-	-	-	-
12/19	at PIT	1	1	7	5	2	-	-	-	-	-	-	-	-	-	-	-
12/26	at CHI	1	1	8	5	3	-	-	-	-	-	-	-	-	-	-	-
1/2	BUF	1	1	2	2	0	-	-	-	-	-	-	-	-	-	-	-
2010 Totals		16	16	119	90	29	3.0	23.0	0	0	0	0	2	1	1	0	0

2010 Postseason

Date	Opp	GP	GS	TT	S	A	Sk	Yds	Int	Yds	Lg	TD	PD	FF	FR	Yds	TD
1/8	at IND	1	1	9	8	1	-	-	-	-	-	-	-	-	-	-	-
1/16	at NE	1	1	13	8	5	-	-	1	58	58	0	-	-	-	-	-
1/23	at PIT	1	1	9	7	2	-	-	-	-	-	-	-	-	-	-	-
Totals		3	3	31	23	8	0	0	1	58	58.0	0	0	0	0	0	0

2009 New York Jets

Date	Opp	GP	GS	TT	S	A	Sk	Yds	Int	Yds	Lg	TD	PD	FF	FR	Yds	TD
9/13	at HST	1	1	12	7	5	1.0	8.0	-	-	-	-	1	-	-	-	-
9/20	NE	1	1	7	4	3	-	-	-	-	-	-	-	-	-	-	-
9/27	TEN	1	1	5	5	0	1.0	8.0	1	14	14	0	1	-	-	-	-
10/4	at NO	1	1	15	11	4	-	-	-	-	-	-	-	1	-	-	-
10/12	at MIA	1	1	7	6	1	-	-	-	-	-	-	-	-	-	-	-
10/18	BUF	1	1	18	10	8	0.5	2.5	-	-	-	-	-	-	-	-	-
10/25	at OAK	1	1	7	3	4	-	-	-	-	-	-	-	-	-	-	-
11/1	MIA	1	1	9	3	6	1.0	15.0	-	-	-	-	-	-	-	-	-
11/15	JAX	1	1	9	5	4	-	-	-	-	-	-	-	-	-	-	-
11/22	at NE	1	1	15	11	4	-	-	-	-	-	-	-	-	-	-	-
11/29	CAR	1	1	8	6	2	1.0	6.0	-	-	-	-	-	-	-	-	-
12/3	at BUF	1	1	10	7	3	1.0	11.0	-	-	-	-	-	1	-	-	-
12/13	at TB	1	1	1	1	0	-	-	1	10	10	0	1	-	-	-	-
12/20	ATL	1	1	9	5	4	-	-	-	-	-	-	-	-	-	-	-
12/27	at IND	1	1	9	6	3	-	-	-	-	-	-	-	-	-	-	-
1/3	CIN	1	1	1	1	0	-	-	-	-	-	-	-	-	-	-	-
2009 Totals		16	16	142	91	51	5.5	50.5	2	24	14	0	3	2	0	0	0

2009 Postseason

Date	Opp	GP	GS	TT	S	A	Sk	Yds	Int	Yds	Lg	TD	PD	FF	FR	Yds	TD
1/9	at CIN	1	1	5	2	3	-	-	-	-	-	-	-	-	-	-	-
1/17	at SD	1	1	13	9	4	-	-	-	-	-	-	1	-	-	-	-
1/24	at IND	1	1	11	8	3	2.0	17.0	-	-	-	-	-	1	-	-	-
Totals		3	3	29	19	10	2.0	17.0	0	0	0	0	1	1	0	0	0

2008 New York Jets

Date	Opp	GP	GS	TT	S	A	Sk	Yds	Int	Yds	Lg	TD	PD	FF	FR	Yds	TD
9/7	at MIA	1	1	11	5	6	-	-	-	-	-	-	-	-	-	-	-
9/14	NE	1	1	8	6	2	-	-	-	-	-	-	-	-	-	-	-
9/22	at SD	1	1	11	5	6	-	-	-	-	-	-	-	-	-	-	-
9/28	ARZ	1	1	7	6	1	-	-	-	-	-	-	-	-	1	0	0
10/12	CIN	1	1	4	1	3	0.5	4.0	-	-	-	-	-	-	-	-	-
10/19	at OAK	1	1	10	6	4	-	-	-	-	-	-	-	-	-	-	-
10/26	KC	1	1	1	1	0	-	-	-	-	-	-	-	-	-	-	-
11/2	at BUF								INACTIVE								
11/9	SL								INACTIVE								
11/13	at NE								INACTIVE								
11/23	at TEN								INACTIVE								
11/30	DEN								INACTIVE								
12/7	at SF	1	1	13	9	4	0.5	5.0	-	-	-	-	-	-	-	-	-
12/14	BUF	1	1	9	8	1	-	-	-	-	-	-	1	-	-	-	-
12/21	at SEA	1	1	10	3	7	-	-	-	-	-	-	-	-	-	-	-
12/28	MIA	1	1	3	1	2	-	-	-	-	-	-	-	-	-	-	-
2008 Totals		11	11	87	51	36	1.0	9.0	0	0	0	0	1	0	1	0	0

2007 New York Jets

Date	Opp	GP	GS	TT	S	A	Sk	Yds	Int	Yds	Lg	TD	PD	FF	FR	Yds	TD
9/9	NE	1	0	-	-	-	-	-	-	-	-	-	-	-	-	-	-
9/16	at BLT	1	0	-	-	-	-	-	-	-	-	-	-	-	-	-	-
9/23	MIA	1	0	3	1	2	-	-	-	-	-	-	-	-	-	-	-
9/30	at BUF	1	0	5	1	4	-	-	-	-	-	-	-	-	-	-	-
10/7	at NYG	1	0	4	2	2	-	-	-	-	-	-	-	-	-	-	-
10/14	PHI	1	0	4	3	1	-	-	-	-	-	-	1	-	-	-	-
10/21	at CIN	1	0	8	4	4	-	-	-	-	-	-	-	-	-	-	-
10/28	BUF	1	1	14	8	6	1.0	4.0	-	-	-	-	-	-	-	-	-
11/4	WAS	1	1	20	14	6	-	-	-	-	-	-	-	-	-	-	-
11/18	PIT	1	1	8	6	2	1.0	17.0	-	-	-	-	-	-	-	-	-
11/22	at DAL	1	1	8	4	4	-	-	-	-	-	-	-	-	-	-	-
12/2	at MIA	1	1	8	6	2	1.0	13.0	-	-	-	-	1	1	1	0	0
12/9	CLV	1	1	8	5	3	-	-	-	-	-	-	-	-	-	-	-
12/16	at NE	1	1	9	4	5	-	-	-	-	-	-	-	-	-	-	-
12/23	at TEN	1	1	5	2	3	1.0	3.0	-	-	-	-	-	1	-	-	-
12/30	KC	1	1	13	8	5	1.0	15.0	-	-	-	-	1	-	-	-	-
2007 Totals		16	9	117	68	49	5.0	52.0	0	0	0	0	3	2	1	0	0



67

TACKLE

HEIGHT: 6-6

WEIGHT: 330

AGE: 28 (as of opening weekend)

HOMETOWN: Lawrenceville, GA

HIGH SCHOOL: Brookwood (GA) HS

COLLEGE: Maryland

HOW ACQUIRED: UFA (OAK), 05/29/12

EXPERIENCE: NFL: 6th • JETS: 1st

Stephon HEYER

Follow Stephon

@WAYlife74

NY

PRO CAREER

- Versatile offensive lineman that has appeared in 61 games, making starts in 35 games at left tackle, right tackle, left guard and as an extra offensive lineman.

NY

CAREER TRANSACTIONS

- 05/29/12, NYJ, Signed, UFA (OAK)
- 08/03/11, OAK, Signed, UFA (WAS)
- 04/14/10, WAS, Re-Signed, RFA
- 05/03/07, WAS, Signed, Undrafted FA

NY

SEASON-BY-SEASON REVIEW

2011 (OAK) Saw action in 12 games with two starts, one at left guard and the other as an extra offensive lineman, after signing as an unrestricted free agent. **SEASON HIGHLIGHTS: (11/10 at SD)**...Made the first start of his career at guard as he started at LG for Stefen Wisniewski, as Wisniewski moved to center for an injured Samson Satele...OAK produced 191 yards rushing, their second-highest total of the season as they matched a season-high with 41 rushing attempts.

2010 (WAS) Saw action in 12 games, making five starts, three at left tackle and two at right tackle...Part of an offensive line that saw three different RBs, Ryan Torian, Keiland Williams and Clinton Portis, all average 4.0 yards or better per carry.

2009 (WAS) Made a career-best 16 starts, 13 of which came at right tackle...Part of an offensive line that saw QB Jason Campbell produce career highs in completion percentage (64.5%), passing yards (3,618), touchdown passes (20) and passer rating (86.4).

2008 (WAS) Made seven starts in nine games...Part of an offensive line that allowed Portis to gain 1,487 yards rushing, the fourth most in the league.

2007 (WAS) Made the opening roster as an undrafted free agent...Appeared in 12 games with five starts, including starts in the final four games of the season. **POSTSEASON: (Wild Card: 1/5 at SEA)**...Started in his postseason debut. **SEASON HIGHLIGHTS: (11/25 at TB)**...Made the first start of his career at right tackle. **(9/9 vs. MIA)**...Made his NFL debut in a reserve role.

NY


BEFORE THE NFL

- Appeared in 50 games with 37 starts at Maryland...Started all 13 games, earning honorable-mention All-ACC recognition as a senior...Redshirted due to injury in 2005...As a junior in 2004, played and started all 11 games at left tackle...As a sophomore, started all 13 games at left tackle...Had only two penalties called on him for the season...Saw action in 13 games with one start as a freshman.
- A two-year letter winner who had not played football before trying out as a HS freshman...Added six inches and 100 pounds to his frame from his freshman to senior year.

NY

OFF THE FIELD

- Created a clothing line in 2009 - W.A.Y. Life clothing, which is an acronym for Worry About Yourself...Taking influences from hip-hop, skateboarding, and everyday life, the goal was to create clothing that could be worn by all walks of life.
- Has a son, Foxx Heyer.



10

WIDE RECEIVER

HEIGHT: 5-11

WEIGHT: 192

AGE: 28 (as of opening weekend)

HOMETOWN: Belle Glade, FL

HIGH SCHOOL: Glades Central (FL) HS

COLLEGE: Ohio State

HOW ACQUIRED: Trade (PIT, 4/12/10)

EXPERIENCE: NFL: 7th • JETS: 3rd

Santonio HOLMES

Follow Santonio

@santonio10

NY

CAREER HIGHLIGHTS

- Named the Most Valuable Player of Super Bowl XLIII after collecting nine receptions for 131 yards and a touchdown, highlighted by his four catches for 73 yards and game-winning six-yard touchdown reception on the final drive.
- Has caught 338 passes for 5,235 yards and 34 touchdowns, rushed 16 times for 89 yards, returned 66 punts for 536 yards (8.1 avg.) and one touchdown and returned 18 kickoffs for 436 yards (24.2 avg.) in 87 career games, 73 of them starts.
- In his postseason career, has started five-of-seven games, amassing 25 receptions for 402 yards (16.1 avg.) and five touchdowns,

two rushing attempts for seven yards and seven punt returns for 103 yards (14.7 avg.) and a touchdown...Has scored a touchdown in five-of-seven career postseason games.

- Of his 38 career touchdowns, 22 have come on plays of 20-or-more yards.

NY

CAREER TRANSACTIONS

- 07/30/11, NYJ, Signed, UFA
- 09/04/10, NYJ, Reserve/Suspended
- 04/12/10, NYJ, Trade, PIT, 2010 D5 (155 – John Skelton)
- 04/29/06, PIT, D1 (25)

Career Statistics

Year	Team	GP	GS	Receiving					Rushing				
				Rec	Yds	Avg	Lg	TD	Rush	Yds	Avg	Lg	TD
2006	PIT	16	4	49	824	16.8	67t	2	1	13	13.0	13	0
2007	PIT	13	13	52	942	18.1	83	8	5	17	3.4	11	0
2008	PIT	15	15	55	821	14.9	48	5	2	9	4.5	10	0
2009	PIT	16	16	79	1,248	15.8	57	5	3	6	2.0	7	0
2010	Jets	12	10	52	746	14.3	52	6	2	17	8.5	14	0
2011	Jets	16	16	51	654	12.8	38t	8	3	27	9.0	23	0
Career Totals		88	74	338	5,235	15.5	83	34	16	89	5.6	23	0

Career Return Statistics

Year	Team	Punt Returns						Kickoff Returns				
		No	FC	Yds	Avg	Lg	TD	No	Yds	Avg	Lg	TD
2006	PIT	26	21	264	10.2	65t	1	18	436	24.2	42	0
2007	PIT	0	0	0	0.0	0	0	0	0	0.0	0	0
2008	PIT	34	7	226	6.6	35	0	0	0	0.0	0	0
2009	PIT	2	1	6	3.0	3	0	0	0	0.0	0	0
2010	Jets	4	0	40	10.0	14	0	0	0	0.0	0	0
2011	Jets	0	0	0	0.0	0	0	0	0	0.0	0	0
Career Totals		66	29	536	8.1	52	1	18	436	24.2	42	0

Additional Statistics

Passing: 0-1, 0 yards, 1 INT, 0.0 ratings (Career): 0-1, 0 yards, 1 INT, 0.0 ratings (2009)

Career Bests

Receptions: 9 (09/10/09 vs. TEN)

Receiving Yards: 149 (12/06/09 vs. OAK)

Longest Reception: 83 (11/20/07 at SL)

Longest Receiving Touchdown: 67t (12/31/06 at CIN)

Rushing Attempts: 2 (11/27/11 vs. BUF)

Rushing Yards: 28 (11/27/11 vs. BUF)

Longest Rush: 23 (11/27/11 vs. BUF)

Punt Returns: 6 (09/29/08 vs. BLT)

Career Bests continued

Receiving Touchdowns: 2 (three times, last 11/21/10 vs. HST)

Punt Return Yards: 78 (12/17/06 at CAR)

Kickoff Returns: 3 (twice, last 10/22/06 at ATL)

Longest Punt Return: 65t (12/17/06 at CAR)

Kickoff Return Yards: 88 (10/22/06 at ATL)

Longest Kickoff Return: 42 (10/22/06 at ATL)

Career Postseason Statistics

Year	Team	GP	GS	Receiving					Rushing				
				Rec	Yds	Avg	Lg	TD	Rush	Yds	Avg	Lg	TD
2007	PIT	1	1	3	49	16.3	37t	1	0	0	0.0	0	0
2008	PIT	3	2	13	226	17.4	65t	2	2	7	3.5	4	0
2010	Jets	3	2	9	127	14.1	45t	2	0	0	0.0	0	0
Totals		7	5	25	402	16.1	65t	5	2	7	3.5	4	0

Career Postseason Return Statistics

Year	Team	Punt Returns						Kickoff Returns				
		No	FC	Yds	Avg	Lg	TD	No	Yds	Avg	Lg	TD
2007	PIT	0	0	0	0.0	0	0	0	0	0.0	0	0
2008	PIT	7	3	103	14.7	67t	1	0	0	0.0	0	0
2010	Jets	0	0	0	0.0	0	0	0	0	0.0	0	0
Totals		7	3	103	14.7	67t	1	0	0	0.0	0	0

Career Postseason Bests

Receptions: 9 (2/1/09 vs. ARZ)

Longest Reception: 65t (1/18/09 vs. BLT)

Receiving Yards: 131 (2/1/09 vs. ARZ)

Longest Rush: 4 (1/11/09 vs. SD)

Receiving Touchdowns: 1 five times, last 1/23/11 at PIT)

Longest Punt Return: 67t (01/11/09 vs. SD)

Career Awards List

Week/Season	Award/Honor
Week 6/2006	Diet Pepsi Rookie of the Week
Week 11/2006	Diet Pepsi Rookie of the Week
2006 Season	Pittsburgh Steelers Rookie of the Year
Super Bowl XLIII/2008	Super Bowl XLIII Most Valuable Player

10 Longest Receptions

Date	Game	Long	Total Yds
12/20/07	PIT at SL	83	133
12/31/06	PIT at CIN	67t	124
01/18/09	PIT vs. BLT*	65t	70
12/30/07	PIT at BLT	59t	98
12/06/09	PIT vs. OAK	57	149
11/07/10	NYJ at DET	52	114
10/15/06	PIT vs. KC	50	58
09/14/08	PIT at CLV	48	94
12/07/08	PIT vs. DAL	47	82
11/12/06	PIT vs. NO	46	57

*Postseason

SEASON-BY-SEASON REVIEW

2011 (JETS) Started all 16 games for the second time in his career...Finished second on the team with 51 receptions and 654 receiving yards, while tying for the team lead with eight touchdown catches, matching his career-high set in 2007. **SEASON HIGHLIGHTS: (12/18 at PHI)**...Hauled in a 25-yard touchdown reception, his eighth of the season...It marked his fourth-consecutive game with a touchdown, the longest streak of his career. **(9/18 vs. JAX)**...Caught his first touchdown of the season, a 17-yard reception, and finished the game with three catches for 42 yards and the touchdown. **(9/11 vs. DAL)**...Tied for the team lead with six receptions.

2010 (JETS) Missed the first four games of the season due to suspension...Returned vs. MIN, 10/11 and played in the final 12 games of the season, starting 10...Ranked second on the club with 746 yards receiving and six receiving touchdowns and tied for third with 52 receptions...Ran twice for 17 yards and returned four punts for 40 yards. **POSTSEASON:** Appeared in all three postseason games, starting two...Led the team with two touchdown catches, totaling nine receptions for 127 yards. **(AFC Championship: 1/23 at PIT)**...Did not start, but caught two passes for 61 yards and a touchdown on back-to-back plays...On the opening drive of the third quarter, hauled in a 16-yard pass from QB Mark Sanchez on third-and-four, before catching a 45-yard touchdown pass from Sanchez on the following play. **(Divisional: 1/16 at NE)**...Pulled in three catches for 20 yards, scoring on a seven-yard pass from Sanchez at the start of the fourth quarter to extend the lead to 21-11. **(Wild Card: 1/8 at IND)**...Caught four passes for 46 yards. **SEASON HIGHLIGHTS: (1/2 vs. BUF)**...Saw limited snaps on offense in the season finale...Caught one pass for a 17-yard touchdown from QB Mark Brunell. **(12/26 at CHI)**...Totaled four catches for 69 yards, including a 23-yard touchdown pass from Sanchez...Added three yards rushing on one carry. **(11/25 vs. CIN)**...Scored on a 13-yard touchdown pass from Sanchez following a S James Ihedigbo fumble recovery on special teams...Finished the contest with five catches for 44 yards. **(11/21 vs. HST)**...Recorded the 10th 100-yard receiving performance of his career, and second as a Jet, when he tallied seven receptions for 126 yards...Scored twice, first on a 41-yard connection with Sanchez in the third quarter and again with 10 seconds remaining in the game on a six-yard pass from Sanchez. **(11/14 at CLV)**...Scored the game-winning touchdown with 16 seconds remaining in overtime when he caught a 37-yard pass from Sanchez...Totaled five receptions for 76 yards. **(11/7 at DET)**...Notched his first 100-yard receiving effort for the Jets when he collected five catches for 114 yards...Set up the game-winning field goal in overtime when he recorded a season-long 52-yard reception three plays earlier. **(10/11 vs. MIN)**...Made his Jets debut and caught three passes for 41 yards.

2009 (PIT) Started all 16 games for the first time in his career and set career-highs with 79 receptions for 1,248 yards...Scored five receiving touchdowns, four of which were for more than 20 yards...Added six yards on three rushing attempts and six yards on two punt returns...Attempted his first-career pass, throwing an interception. **SEASON HIGHLIGHTS: (1/3 at MIA)**...Opened the scoring when he pulled in a five-yard touchdown from QB Ben Roethlisberger on the game's initial drive...Attempted his first-career pass, which was intended for RB Rashard Mendenhall before being picked off by S Jeremiah Bell. **(12/27 vs. BLT)**...Caught five passes for 86 yards and scored on a 24-yard pass in the second quarter. **(12/6 vs. OAK)**...Notched a career-

high 149 yards receiving on eight receptions...Scored on a 34-yard strike from Roethlisberger...Set up another score when he took a 57-yard pass down to the three-yard line. **(11/29 at BLT)**...Pulled in six passes for 74 yards in the Sunday Night loss...Scored on a 33-yard pass from QB Dennis Dixon in the second quarter to tie the game at 7-7. **(10/18 vs. CLV)**...Caught five passes for 104 yards, including a 41-yard reception that set up a touchdown. **(9/10 vs. TEN)**...In the Thursday Night season-opener, collected a career-high nine receptions for 131 yards and a touchdown...Scored on a 34-yard pass in the second quarter to open the scoring...Converted key third downs on both the PIT game-tying and game-winning drives.

2008 (PIT) Started 15 games, missing one due to injury...Gained 821 yards on 55 receptions and nine yards on two rushing attempts...Scored five receiving touchdowns...Returned 34 punts for 226 yards. **POSTSEASON:** Earned Most Valuable Player honors in Super Bowl XLIII...Caught 13 passes for 226 yards and two touchdowns and ran twice for seven yards...Added 103 yards on seven punt returns...Scored in every postseason game, running his streak to four-consecutive postseason games with a touchdown. **(Super Bowl XLIII: 2/1 vs. ARZ)**...Named the Most Valuable Player of Super Bowl XLIII for a performance that saw him pull in nine receptions for 131 yards and a touchdown...Scored the game-winning touchdown with 35 seconds left in the fourth quarter on a six-yard catch from Roethlisberger...Responsible for 73 of the 78 yards gained on the game-winning drive, catching four passes for 14, 13, 40 and the game-winning six-yard touchdown...Did not start the game as PIT opened in a two-tight end set. **(AFC Championship: 1/18 vs. BLT)**...Pulled in two receptions, one for a 65-yard touchdown, to account for the only PIT offensive touchdown. **(Divisional: 1/11 vs. SD)**...Tied the game in the first quarter when he returned a punt 67 yards for a touchdown...Added two receptions for 25 yards and two rushing attempts for seven yards. **SEASON HIGHLIGHTS: (12/21 at TEN)**...Finished the game with five receptions for 93 yards and a 31-yard touchdown grab that gave PIT their first points of the day. **(12/14 at BLT)**...Pulled in the game's only touchdown, a four-yard pass from Roethlisberger with 50 seconds remaining in the fourth quarter to give PIT a four-point win...Initially ruled down at the one-yard line, the play was overturned for a game-winning touchdown. **(11/30 at NE)**...Set up the first PIT points of the game with a 29-yard punt return that led to a field goal and later scored on a 19-yard pass to tie the game in the second quarter. **(11/3 at WAS)**...Scored on a five-yard touchdown pass from QB Byron Leftwich to cap the 16-point victory on Monday Night Football. **(9/29 vs. BLT)**...Scored the only PIT offensive touchdown on a 38-yard pass in the Monday Night overtime win. **(9/14 at CLV)**...Registered a regular-season high 94 yards receiving on five receptions, including a 48-yard catch that set up a field goal in the third quarter.

2007 (PIT) Started all 13 games in which he played, missing three games with an injury...Caught 52 passes for team-leading 945 yards, a career-high eight touchdowns and a league-leading 18.2 yards per catch average. **POSTSEASON: (Wild Card: 1/5 vs. JAX)**...Made his postseason debut, collecting 49 yards and a touchdown on three receptions. **SEASON HIGHLIGHTS: (12/30 at BLT)**...Caught four passes for 98 yards and a touchdown, scoring on a 59-yard strike from QB Charlie Batch in the fourth quarter. **(12/20 at SL)**...Registered a season-high 133 yards receiving on just four catches...Set up a touchdown with his career-long 83-yard reception on the game's opening drive. **(11/18 at NYJ)**...In his only career game in the Meadowlands, caught five passes for 75 yards and the only PIT touchdown. **(11/5 vs. BLT)**...Scored

twice, first on a 15-yard pass and later on 35-yard pass...Added a 45-yard reception to set up a field goal as part of his 110 receiving yards on four receptions in the 31-point blowout Monday Night win. **(10/21 at DEN)**...Returned after missing his first game with an injury and collected six passes for 54 yards and a touchdown on Sunday Night Football. **(9/30 at ARZ)**...He scored on 43-yard touchdown pass in the first quarter and a seven-yard pass in the fourth quarter, finishing with six receptions for 128 yards. **(9/9 at CLV)**...Scored one play after a CB Bryant McFadden fumble recovery pulling in a 40-yard pass from Roethlisberger.

2006 (PIT) Played in all 16 games with starts in the final four...Caught 49 passes for 824 yards and two touchdowns...Added another score on a 65-yard punt return and returned 26 punts total for 264 yards and 10.2 average...Averaged 24.2 yards on 18 kick returns and had one rush for 13 yards...Named NFL Rookie of the Week twice. **SEASON HIGHLIGHTS: (12/31 at CIN)**...Collected four receptions for a season-high 124 yards in the season-finale, including a game-winning 67-yard touchdown from Roethlisberger in overtime. **(12/17 at CAR)**...Scored on a 65-yard punt return in the fourth quarter the play after a penalty necessitated a re-kick and negated his lost fumble on the previous return...His 78 yards on three punt returns established a career-high. **(12/7 vs. CLV)**...Made the first start of his career and collected 81 yards on four catches to lead the team in receiving yards. **(11/19 at CLV)**...Named NFL Rookie of the Week after reeling in a 21-yard pass from Roethlisberger on third-and-20 to set up the first touchdown of his career on a 20-yard reception from Roethlisberger on third-and-four. **(11/5 vs. DEN)**...Notched a season-high six receptions, including an 18-yard grab on third-and-four that set up the first PIT touchdown. **(10/15 vs. KC)**...Named NFL Rookie of the Week after he pulled in a 50-yard pass from Roethlisberger to set up an opening-drive touchdown...Recorded his first-career rushing attempt when he took a direct snap 13 yards on third-and-four to set up a field goal at the end of the first half. **(9/7 vs. MIA)**...Made his NFL debut in the Thursday Night opener and caught a six-yard pass from QB Charlie Batch in the first quarter for his first-career reception.



BEFORE THE NFL

- Started 28 of his 36 games at Ohio State, finishing his college career with 140 receptions for 2,295 yards and 25 touchdowns to rank fifth in school history...Added three rushes for 18 yards, 38 punt returns for 385 yards and 19 kickoff returns for 425 yards...Became the 12th player in school history to gain more than 3,000 all-purpose yards.
- Garnered All-Big Ten Conference first-team selection honors his senior year after leading the team with 53 receptions for 977 yards and 11 touchdowns...Also returned 11 punts for 141 yards and 11 kickoffs for 239 yards.
- Received second-team All-Big Ten Conference recognition his junior year and finished with 55 receptions for 769 yards and seven touchdowns.
- Won state titles in his sophomore and junior seasons at Glades

(FL) Central HS and finished his senior year with 12-1 record.



OFF THE FIELD

- Has two sons, Santonio III and Nicori, and two daughters, Saniya and Savannah.
- Competed in basketball and track in high school with his track team winning the state title his junior year and his basketball team finishing runner-up in his senior season...Took home state titles in both his junior and senior years in the 4x400 meter relay.
- Parents, Patricia Brown and Santonio Holmes, Sr.
- Travelled to Africa in 2012 and 2011 with the Starkey Hearing Foundation to help fit children with hearing aids.
- Sponsored 25 children from the Boys and Girls Club of Newark to attend Breakfast with Santa in 2011.
- In conjunction with former NFL running back and his cousin, Fred Taylor, sponsors youth football camp in Belle Glade.
- Sponsored six boys to attend the five day F.I.N.E.S.S.E. Football Camp at Florida Atlantic University in 2010.
- Joined former Jets WR David Clowney as they traveled to Ghana in 2010 to host an American football camp...Made a financial donation to the only children's hospital in the area as well as a clothing donation to a local orphanage.
- In 2009, he sold the gloves he used to make the winning touchdown catch in Super Bowl XLIII for \$70,200 and donated the money to the Sickle Cell Disease Association of America...His son, Santonio "T.J." Holmes III was diagnosed with the disease at birth...Holmes established The III & Long Foundation in honor of T.J. with the mission of helping in the research and finding a cure for Sickle Cell Disease along with assisting families that have been affected by SCD.
- In partnership with the Boys & Girls Club, donated more than 200 Thanksgiving dinners to Belle Glade families in 2008 and donated computers in 2007.

2011 New York Jets

Date	Opp	GP	GS	Receiving					Rushing				
				Rec	Yds	Avg	Lg	TD	Rush	Yds	Avg	Lg	TD
9/11	DAL	1	1	6	70	11.7	28	0	0	0	0	0	0
9/18	JAX	1	1	3	42	14.0	18	1	0	0	0	0	0
9/25	at OAK	1	1	1	19	19.0	19	0	0	0	0	0	0
10/2	at BLT	1	1	3	33	11.0	22	0	0	0	0	0	0
10/9	at NE	1	1	4	60	15.0	21t	1	0	0	0	0	0
10/17	MIA	1	1	3	63	21.0	38t	1	0	0	0	0	0
10/23	SD	1	1	2	24	12.0	16	0	0	0	0	0	0
11/6	at BUF	1	1	3	29	9.7	11	1	0	0	0	0	0
11/13	NE	1	1	6	93	15.5	27	0	0	0	0	0	0
11/17	at DEN	1	1	4	39	9.8	13	0	0	0	0.0	0	0
11/27	BUF	1	1	2	22	11.0	16	1	2	28	14.0	23	0
12/4	at WAS	1	1	4	58	14.5	30t	1	0	0	0.0	0	0
12/11	KC	1	1	2	12	6.0	8	1	0	0	0.0	0	0
12/18	at PHI	1	1	4	40	10.0	25t	1	0	0	0.0	0	0
12/24	NYG	1	1	4	50	12.5	15	0	1	-1	-1.0	-1	0
1/1	at MIA	1	1	0	0	-	-	0	0	0	0.0	0	0
2011 Totals		16	16	51	654	12.8	38t	8	3	27	9.0	23	0

2010 New York Jets

Date	Opp	GP	GS	Receiving					Rushing				
				Rec	Yds	Avg	Lg	TD	Rush	Yds	Avg	Lg	TD
9/13	BLT			Reserve/Suspended									
9/19	NE			Reserve/Suspended									
9/26	at MIA			Reserve/Suspended									
10/3	at BUF			Reserve/Suspended									
10/11	MIN	1	0	3	41	13.7	19	0	-	-	-	-	-
10/17	at DEN	1	0	4	47	11.8	22	0	1	14	14.0	14	0
10/31	GB	1	1	3	43	14.3	18	0	-	-	-	-	-
11/7	at DET	1	1	5	114	22.8	52	0	-	-	-	-	-
11/14	at CLV	1	1	5	76	15.2	37t	1	-	-	-	-	-
11/21	HST	1	1	7	126	18.0	41t	2	-	-	-	-	-
11/25	CIN	1	1	5	44	8.8	16	1	-	-	-	-	-
12/6	at NE	1	1	7	72	10.3	22	0	-	-	-	-	-
12/12	MIA	1	1	2	57	28.5	43	0	-	-	-	-	-
12/19	at PIT	1	1	6	40	6.7	11	0	-	-	-	-	-
12/26	at CHI	1	1	4	69	17.3	23t	1	1	3	3.0	3	0
1/2	BUF	1	1	1	17	17.0	17t	1	-	-	-	-	-
2010 Totals		12	10	52	746	14.3	52	6	2	17	8.5	14	0

2010 continued				Punt Returns						Kickoff Returns				
Date	Opp	GP	GS	No	FC	Yds	Avg	Lg	TD	No	Yds	Avg	Lg	TD
9/13	BLT													
9/19	NE													
9/26	at MIA													
10/3	at BUF													
10/11	MIN	1	0	-	-	-	-	-	-	-	-	-	-	-
10/17	at DEN	1	0	-	-	-	-	-	-	-	-	-	-	-
10/31	GB	1	1	-	-	-	-	-	-	-	-	-	-	-
11/7	at DET	1	1	-	-	-	-	-	-	-	-	-	-	-
11/14	at CLV	1	1	-	-	-	-	-	-	-	-	-	-	-
11/21	HST	1	1	-	-	-	-	-	-	-	-	-	-	-
11/25	CIN	1	1	-	-	-	-	-	-	-	-	-	-	-
12/6	at NE	1	1	1	0	8	8.0	8	0	-	-	-	-	-
12/12	MIA	1	1	3	0	32	10.7	14	0	-	-	-	-	-
12/19	at PIT	1	1	-	-	-	-	-	-	-	-	-	-	-
12/26	at CHI	1	1	-	-	-	-	-	-	-	-	-	-	-
1/2	BUF	1	1	-	-	-	-	-	-	-	-	-	-	-
2010 Totals		12	10	4	0	40	10.0	14	0	0	0	0.0	0	0

2010 Postseason

Game	Opp	GP	GS	Rec	Yds	Avg	Lg	TD	Rush	Yds	Avg	Lg	TD
1/8	at IND	1	1	4	46	11.5	15	0	-	-	-	-	-
1/16	at NE	1	1	3	20	6.7	8	1	-	-	-	-	-
1/23	at PIT	1	0	2	61	30.5	45t	1	-	-	-	-	-
Totals		3	2	9	127	14.1	45t	2	0	0	0	0	0

				Punt Returns						Kickoff Returns				
Game	Opp	GP	GS	No	FC	Yds	Avg	Lg	TD	No	Yds	Avg	Lg	TD
1/8	at IND	1	1	-	-	-	-	-	-	-	-	-	-	-
1/16	at NE	1	1	-	-	-	-	-	-	-	-	-	-	-
1/23	at PIT	1	0	-	-	-	-	-	-	-	-	-	-	-
Totals		3	2	0	0	0	0.0	0	0	0	0	0.0	0	0

Career 100-Yard Receiving Games

Date	Game	W/L	Rec	Yds	Avg	Lg	TD
12/06/09	PIT vs. OAK	L	8	149	18.6	57	1
12/20/07	PIT at SL	W	4	133	33.3	83	0
02/01/09	PIT vs. ARZ**	W	9	131	14.6	40	1
09/10/09	PIT vs. TEN	W	9	131	14.6	34t	1
09/30/07	PIT at ARZ	L	6	128	21.3	43t	2
11/21/10	NYJ vs. HST	W	7	126	18.0	41t	2
12/31/06	PIT at CIN	W	4	124	31.0	67t	1
11/07/10	NYJ at DET	W	5	114	22.8	52	0
11/05/07	PIT vs. BLT	W	4	110	27.5	45	2
10/18/09	PIT vs. CLV	W	5	104	20.8	41	0

**Super Bowl

2009 Pittsburgh Steelers

Date	Opp	GP	GS	Receiving					Rushing				
				Rec	Yds	Avg	Lg	TD	Att	Yds	Avg	Lg	TD
9/10	TEN	1	1	9	131	14.6	34t	1	-	-	-	-	-
9/20	at CHI	1	1	5	83	16.6	24	0	-	-	-	-	-
9/27	at CIN	1	1	1	18	18.0	18	0	-	-	-	-	-
10/4	SD	1	1	4	52	13.0	15	0	1	7	7.0	7	0
10/11	at DET	1	1	4	50	12.5	20	0	-	-	-	-	-
10/18	CLV	1	1	5	104	20.8	41	0	-	-	-	-	-
10/25	MIN	1	1	2	59	29.5	45	0	1	1	1.0	1	0
11/9	at DEN	1	1	6	93	15.5	35	0	-	-	-	-	-
11/15	CIN	1	1	7	88	12.6	21	0	-	-	-	-	-
11/22	at KC	1	1	7	86	12.3	20	0	-	-	-	-	-
11/29	at BLT	1	1	6	74	12.3	33t	1	-	-	-	-	-
12/6	OAK	1	1	8	149	18.6	57	1	-	-	-	-	-
12/10	at CLV	1	1	6	93	15.5	24	0	-	-	-	-	-
12/20	GB	1	1	3	77	25.7	33	0	1	-2	-2.0	-2	0
12/27	BLT	1	1	5	86	17.2	24t	1	-	-	-	-	-
1/3	at MIA	1	1	1	5	5.0	5t	1	-	-	-	-	-
2009 Totals		16	16	79	1,248	15.8	57	5	3	6	2.0	7	0

Date	Opp	GP	GS	Punt Returns						Kickoff Returns				
				No	FC	Yds	Avg	Lg	TD	No	Yds	Avg	Lg	TD
9/10	TEN	1	1	-	-	-	-	-	-	-	-	-	-	-
9/20	at CHI	1	1	-	-	-	-	-	-	-	-	-	-	-
9/27	at CIN	1	1	-	-	-	-	-	-	-	-	-	-	-
10/4	SD	1	1	-	-	-	-	-	-	-	-	-	-	-
10/11	at DET	1	1	-	-	-	-	-	-	-	-	-	-	-
10/18	CLV	1	1	-	-	-	-	-	-	-	-	-	-	-
10/25	MIN	1	1	-	-	-	-	-	-	-	-	-	-	-
11/9	at DEN	1	1	-	-	-	-	-	-	-	-	-	-	-
11/15	CIN	1	1	-	-	-	-	-	-	-	-	-	-	-
11/22	at KC	1	1	-	-	-	-	-	-	-	-	-	-	-
11/29	at BLT	1	1	-	-	-	-	-	-	-	-	-	-	-
12/6	OAK	1	1	-	-	-	-	-	-	-	-	-	-	-
12/10	at CLV	1	1	2	1	6	3.0	3	0	-	-	-	-	-
12/20	GB	1	1	-	-	-	-	-	-	-	-	-	-	-
12/27	BLT	1	1	-	-	-	-	-	-	-	-	-	-	-
1/3	at MIA	1	1	-	-	-	-	-	-	-	-	-	-	-
2009 Totals		16	16	2	1	6	3.0	3	0	0	0	0.0	0	0

2008 Pittsburgh Steelers

Date	Opp	GP	GS	Receiving					Rushing				
				Rec	Yds	Avg	Lg	TD	Att	Yds	Avg	Lg	TD
9/7	HST	1	1	2	19	9.5	10	0	-	-	-	-	-
9/14	at CLV	1	1	5	94	18.8	48	0	1	10	10.0	10	0
9/21	at PHI	1	1	3	32	10.7	16	0	-	-	-	-	-
9/29	BLT	1	1	3	61	20.3	38t	1	-	-	-	-	-
10/5	at JAX	1	1	4	65	16.3	19	0	-	-	-	-	-
10/19	at CIN	1	1	5	89	17.8	32	0	-	-	-	-	-
10/26	NYG			INACTIVE									
11/3	at WAS	1	1	3	30	10.0	16	1	-	-	-	-	-
11/9	IND	1	1	4	29	7.3	23	0	1	-1	-1.0	-1	0
11/16	SD	1	1	5	63	12.6	19t	0	-	-	-	-	-
11/20	CIN	1	1	5	84	16.8	27	0	-	-	-	-	-
11/30	at NE	1	1	2	28	14.0	19	1	-	-	-	-	-
12/7	DAL	1	1	3	82	27.3	47	0	-	-	-	-	-
12/14	at BLT	1	1	3	21	7.0	9	1	-	-	-	-	-
12/21	at TEN	1	1	5	93	18.6	31t	1	-	-	-	-	-
12/28	CLV	1	1	3	31	10.3	15	0	-	-	-	-	-
2008 Totals		15	15	55	821	14.9	48	5	2	9	4.5	10	0

Date	Opp	GP	GS	Punt Returns						Kickoff Returns				
				No	FC	Yds	Avg	Lg	TD	No	Yds	Avg	Lg	TD
9/7	HST	1	1	-	-	-	-	-	-	-	-	-	-	-
9/14	at CLV	1	1	-	-	-	-	-	-	-	-	-	-	-
9/21	at PHI	1	1	1	1	5	5.0	5	0	-	-	-	-	-
9/29	BLT	1	1	6	0	28	4.7	13	0	-	-	-	-	-
10/5	at JAX	1	1	3	0	15	5.0	8	0	-	-	-	-	-
10/19	at CIN	1	1	3	1	21	7.0	12	0	-	-	-	-	-
10/26	NYG			INACTIVE										
11/3	at WAS	1	1	4	0	30	7.5	17	0	-	-	-	-	-
11/9	IND	1	1	4	1	40	10.0	23	0	-	-	-	-	-
11/16	SD	1	1	0	1	0	-	-	0	-	-	-	-	-
11/20	CIN	1	1	2	1	0	0.0	0	0	-	-	-	-	-
11/30	at NE	1	1	1	1	29	29.0	29	0	-	-	-	-	-
12/7	DAL	1	1	1	1	35	35.0	35	0	-	-	-	-	-
12/14	at BLT	1	1	3	0	5	1.7	5	0	-	-	-	-	-
12/21	at TEN	1	1	2	0	2	1.0	6	0	-	-	-	-	-
12/28	CLV	1	1	4	0	16	4.0	8	0	-	-	-	-	-
2008 Totals		15	15	34	7	226	6.6	35	0	0	0	0.0	0	0

2008 Postseason

				Receiving					Rushing				
Date	Opp	GP	GS	Rec	Yds	Avg	Lg	TD	Att	Yds	Avg	Lg	TD
1/11	SD	1	1	2	25	12.5	15	0	2	7	3.5	4	0
1/18	BLT	1	1	2	70	35.0	65t	1	-	-	-	-	-
2/1	vs. ARZ	1	0	9	131	14.6	40	1	-	-	-	-	-
Totals		3	2	13	226	17.4	65t	2	2	7	3.5	4	0

Punt Returns										Kickoff Returns				
Date	Opp	GP	GS	No	FC	Yds	Avg	Lg	TD	No	Yds	Avg	Lg	TD
1/11	SD	1	1	2	1	73	36.5	67t	1	-	-	-	-	-
1/18	BLT	1	1	3	1	25	8.3	25	0	-	-	-	-	-
2/1	vs. ARZ	1	0	2	1	5	2.5	4	0	-	-	-	-	-
Totals		3	2	7	3	103	14.7	67t	1	0	0	0	0	0

2007 Pittsburgh Steelers

Date	Opp	GP	GS	Receiving					Rushing				
				Rec	Yds	Avg	Lg	TD	Att	Yds	Avg	Lg	TD
9/9	at CLV	1	1	2	55	27.5	40t	1	1	11	11.0	11	0
9/16	BUF	1	1	3	53	17.7	27	0	-	-	-	-	-
9/23	SF	1	1	3	49	16.3	18	0	-	-	-	-	-
9/30	at ARZ	1	1	6	128	21.3	43t	2	1	-1	-1.0	-1	0
10/7	SEA			DID NOT PLAY									
10/21	at DEN	1	1	6	54	9.0	16	1	-	-	-	-	-
10/28	at CIN	1	1	6	87	14.5	42	0	1	2	2.0	2	0
11/5	BLT	1	1	4	110	27.5	45	2	-	-	-	-	-
11/11	CLV	1	1	4	53	13.3	18	0	1	-2	-2.0	-2	0
11/18	at NYJ	1	1	5	75	15.0	27	1	-	-	-	-	-
11/26	MIA			INACTIVE									
12/2	CIN			INACTIVE									
12/9	at NE	1	1	1	13	13.0	13	0	-	-	-	-	-
12/16	JAX	1	1	4	34	8.5	18	0	-	-	-	-	-
12/20	at SL	1	1	4	133	33.3	83	0	1	7	7.0	7	0
12/30	at BLT	1	1	4	98	24.5	59t	1	-	-	-	-	-
2007 Totals		13	13	52	942	18.1	83	8	5	17	3.4	11	0

2007 Postseason

Date	Opp	GP	GS	Receiving					Rushing				
				Rec	Yds	Avg	Lg	TD	Att	Yds	Avg	Lg	TD
1/5	JAX	1	1	3	49	16.3	37t	1	-	-	-	-	-
Totals		1	1	3	49	16.3	37t	1	0	0	0.0	0	0

2006 Pittsburgh Steelers

Date	Opp	GP	GS	Receiving					Rushing				
				Rec	Yds	Avg	Lg	TD	Att	Yds	Avg	Lg	TD
9/7	MIA	1	0	1	6	6.0	6	0	-	-	-	-	-
9/18	at JAX	1	0	1	15	15.0	15	0	-	-	-	-	-
9/24	CIN	1	0	3	30	10.0	14	0	-	-	-	-	-
10/8	at SD	1	0	2	22	11.0	13	0	-	-	-	-	-
10/15	KC	1	0	2	58	29.0	50	0	1	13	13.0	13	0
10/22	at ATL	1	0	5	91	18.2	36	0	-	-	-	-	-
10/29	at OAK	1	0	2	43	21.5	38	0	-	-	-	-	-
11/5	DEN	1	0	6	58	9.7	18	0	-	-	-	-	-
11/12	NO	1	0	2	57	28.5	46	0	-	-	-	-	-
11/19	at CLV	1	0	5	75	15.0	21	1	-	-	-	-	-
11/26	at BLT	1	0	3	31	10.3	14	0	-	-	-	-	-
12/3	TB	1	0	1	18	18.0	18	0	-	-	-	-	-
12/7	CLV	1	1	4	81	20.3	25	0	-	-	-	-	-
12/17	at CAR	1	1	3	25	8.3	10	0	-	-	-	-	-
12/24	BLT	1	1	5	90	18.0	31	0	-	-	-	-	-
12/31	at CIN	1	1	4	124	31.0	67t	1	-	-	-	-	-
2006 Totals		16	4	49	824	16.8	67t	2	1	13	13.0	13	0

Date	Opp	GP	GS	Punt Returns						Kickoff Returns				
				No	FC	Yds	Avg	Lg	TD	No	Yds	Avg	Lg	TD
9/7	MIA	1	0	1	2	2	2.0	2	0	2	49	24.5	28	0
9/18	at JAX	1	0	0	1	0	0.0	0	0	2	36	18.0	18	0
9/24	CIN	1	0	1	0	14	14.0	14	0	1	26	26.0	26	0
10/8	at SD	1	0	1	0	1	1.0	1	0	3	71	23.7	27	0
10/15	KC	1	0	5	1	55	11.0	24	0	2	54	27.0	28	0
10/22	at ATL	1	0	1	3	0	0.0	0	0	3	88	29.3	42	0
10/29	at OAK	1	0	2	3	15	7.5	12	0	1	18	18.0	18	0
11/5	DEN	1	0	1	0	5	5.0	5	0	2	48	24.0	24	0
11/12	NO	1	0	0	1	0	0.0	0	0	-	-	-	-	-
11/19	at CLV	1	0	2	0	13	6.5	8	0	-	-	-	-	-
11/26	at BLT	1	0	3	3	32	10.7	18	0	-	-	-	-	-
12/3	TB	1	0	2	1	12	6.0	8	0	-	-	-	-	-
12/7	CLV	1	1	3	2	31	10.3	18	0	-	-	-	-	-
12/17	at CAR	1	1	3	3	78	26.0	65t	1	-	-	-	-	-
12/24	BLT	1	1	0	1	0	0.0	0	0	1	21	21.0	21	0
12/31	at CIN	1	1	1	0	6	6.0	6	0	1	25	25.0	24	0
2006 Totals		16	4	26	21	264	10.2	65t	1	18	436	24.2	42	0

Touchdown List

Date	Game	Type	Qtr	Dwn	Yds	Note
11/19/06	PIT at CLV	Rec	4	3	20	QB Ben Roethlisberger
12/17/06	PIT at CAR	Ret	4	-	65	Punt Return
12/31/06	PIT at CIN	Rec	OT	1	67	QB Ben Roethlisberger
09/09/07	PIT at CLV	Rec	1	1	40	QB Ben Roethlisberger
09/30/07	PIT at ARZ	Rec	1	3	43	QB Ben Roethlisberger
09/30/07	PIT at ARZ	Rec	4	1	7	QB Ben Roethlisberger
10/21/07	PIT at DEN	Rec	3	3	13	QB Ben Roethlisberger
11/05/07	PIT vs. BLT	Rec	1	2	15	QB Ben Roethlisberger
11/05/07	PIT vs. BLT	Rec	2	3	35	QB Ben Roethlisberger
11/18/07	PIT at NYJ	Rec	2	2	7	QB Ben Roethlisberger
12/30/07	PIT at BLT	Rec	4	2	59	QB Charlie Batch
01/05/08	PIT vs. JAX*	Rec	4	4	37	QB Ben Roethlisberger
09/29/08	PIT vs. BLT	Rec	3	3	38	QB Ben Roethlisberger
11/03/08	PIT at WAS	Rec	4	2	5	QB Byron Leftwich
11/30/08	PIT at NE	Rec	2	2	19	QB Ben Roethlisberger
12/14/08	PIT at BLT	Rec	4	3	4	QB Ben Roethlisberger
12/21/08	PIT at TEN	Rec	2	1	31	QB Ben Roethlisberger
01/11/09	PIT vs. SD*	Ret	1	-	67	Punt Return
01/18/09	PIT vs. BLT*	Rec	2	3	65	QB Ben Roethlisberger
02/01/09	PIT vs. ARZ**	Rec	4	2	6	QB Ben Roethlisberger
09/10/09	PIT vs. TEN	Rec	2	1	34	QB Ben Roethlisberger
11/29/09	PIT at BLT	Rec	2	1	33	QB Dennis Dixon
12/06/09	PIT vs. OAK	Rec	2	1	34	QB Ben Roethlisberger
12/27/09	PIT vs. BLT	Rec	2	3	24	QB Ben Roethlisberger
01/03/10	PIT at MIA	Rec	1	3	5	QB Ben Roethlisberger
11/14/10	NYJ at CLV	Rec	OT	1	37	QB Mark Sanchez
11/21/10	NYJ vs. HST	Rec	3	3	41	QB Mark Sanchez
11/21/10	NYJ vs. HST	Rec	4	1	6	QB Mark Sanchez
11/25/10	NYJ vs. CIN	Rec	3	2	13	QB Mark Sanchez
12/26/10	NYJ at CHI	Rec	3	1	23	QB Mark Sanchez
01/02/11	NYJ vs. BUF	Rec	2	1	17	QB Mark Brunell
01/16/11	NYJ at NE*	Rec	4	3	7	QB Mark Sanchez
01/23/11	NYJ at PIT*	Rec	3	1	45	QB Mark Sanchez
09/18/11	NYJ vs. JAX	Rec	1	1	17	QB Mark Sanchez
10/09/11	NYJ at NE	Rec	4	3	21	QB Mark Sanchez
10/17/11	NYJ vs. MIA	Rec	4	3	38	QB Mark Sanchez
11/06/11	NYJ at BUF	Rec	3	1	8	QB Mark Sanchez
11/27/11	NYJ vs. BUF	Rec	4	2	16	QB Mark Sanchez
12/04/11	NYJ at WAS	Rec	4	2	30	QB Mark Sanchez
12/11/11	NYJ vs. KC	Rec	2	2	4	QB Mark Sanchez
12/18/11	NYJ at PHI	Rec	2	21	25	QB Mark Sanchez

*Postseason

**Super Bowl

Career Firsts

First	Date	Game	Result	Note
Game	09/07/06	PIT vs. MIA	W, 28-17	Made his NFL debut in the first game of his rookie season, catching one pass for six yards
NYJ Game	10/11/10	NYJ vs. MIN	W, 29-20	After serving a four-game suspension in to start the season, made his NYJ debut in the Monday Night Football win and caught three passes for 41 yards
Start	12/07/06	PIT vs. CLV	W, 27-7	Made the first start of his career in the 13th game of rookie season and caught four passes for 81 yards
NYJ Start	10/31/10	NYJ vs. GB	L, 0-9	Entered the starting lineup in the third game of his NYJ career and caught three passes for 43 yards
Reception	09/07/06	PIT vs. MIA	W, 28-17	Six-yard reception in the first quarter from QB Charlie Batch
NYJ Reception	10/11/10	NYJ vs. MIN	W, 29-20	Caught an 11-yard pass from Mark Sanchez in the second quarter
Rec. Touchdown	11/19/06	PIT at CLV	W, 24-20	20-yard touchdown catch in the fourth quarter from QB Ben Roethlisberger
NYJ Rec. Touchdown	11/14/10	NYJ at CLV	W, 26-20	His 37-yard touchdown catch from Mark Sanchez was the final play in the overtime win
Punt Return	09/07/06	PIT vs. MIA	W, 28-17	Two-yard punt return in the second quarter after a 52-yard Donnie Jones punt
NYJ Punt Return	12/06/10	NYJ at NE	L, 3-45	Eight-yard punt return in the second quarter after a 52-yard Zoltan Mesko punt
Kickoff Return	09/07/06	PIT vs. MIA	W, 28-17	Returned an Olindo Mare kickoff 28 yards to PIT 35
Return Touchdown	12/17/06	PIT at CAR	W, 37-3	Returned a Jason Baker punt 65 yards for a touchdown in the fourth quarter
Rushing Attempt	10/15/06	PIT vs. KC	W, 45-7	Ran to the right end for a 13-yard gain
NYJ Rushing Attempt	10/17/10	NYJ at DEN	W, 24-20	Ran to the left end for a 14-yard gain
100-Yard Game	12/31/06	PIT at CIN	W, 23-17	In the season finale of his rookie season, caught four passes for 124 yards, highlighted by a "walkoff" 67-yard touchdown reception in overtime
NYJ 100-Yard Game	11/07/10	NYJ at DET	W, 23-20	Registered 114 yards on five receptions, with the final 52 yards coming on the second play of overtime to set up a game-winning 30-yard field goal three plays later
Multi-Touchdown Game	09/30/07	PIT at ARZ	L, 14-21	Accounted for 12 of 14 PIT points, catching a 43-yard touchdown from Ben Roethlisberger in the first quarter and later a seven-yard score in the fourth quarter
NYJ Multi-Touchdown Game	11/21/10	NYJ vs. HST	W, 30-27	Scored on Mark Sanchez passes in the third quarter (41 yards) and fourth quarter (six yards), with the second touchdown providing the winning points with 10 seconds remaining in the game
Game-Winning TD	12/31/06	PIT at CIN	W, 23-17	Caught a 67-yard scoring pass from Ben Roethlisberger in overtime en route to his first-career 100-yard receiving game
NYJ Game-Winning TD	11/14/10	NYJ at CLV	W, 26-20	With 16 seconds remaining in overtime, caught a 37-yard touchdown from Mark Sanchez for the "walkoff" win



77

TACKLE

HEIGHT: 6-7

WEIGHT: 333

AGE: 25 (as of opening weekend)

HOMETOWN: Davenport, IA

HIGH SCHOOL: Davenport Central HS

COLLEGE: Northern Iowa

HOW ACQUIRED: FA (11/24/11)

EXPERIENCE: NFL: 3rd • JETS: 2nd

Austin HOWARD

Follow Austin

@AustinHoward68

NY

CAREER HIGHLIGHTS

- Has seen action in four-career games, starting the PHI 2010 finale...Joined the Jets last season from the BLT practice squad and spent the final six weeks on the active roster.

NY

CAREER TRANSACTIONS

- 11/24/11, NYJ, Signed from BLT Practice Squad
- 09/06/11, BLT, Signed, Practice Squad
- 09/03/11, PHI, Waived
- 04/30/10, PHI, Signed, Undrafted FA

NY

SEASON-BY-SEASON REVIEW

2010 (PHI) Saw action in four games, including one start at left tackle in Week 17 vs. DAL.

NY

BEFORE THE NFL

- Howard began his collegiate career as a blocking tight end, before switching to left tackle as a sophomore in 2008.
- Named to the 2009 American Football Coaches Association's FCS All-America team. Also recognized as second-team All-Missouri Valley Football Conference, helping guide the Panthers offense to a number-one ranking in the MVFC in total offense, passing ef-

ficiency and sacks allowed...Started 10-of-11 games at left tackle in 2009, anchoring a unit that ranked seventh in the country in sacks allowed, giving up only 10 sacks for the season...In 2008, earned a second-team All-Missouri Valley Football Conference selection after starting all 15 games at left tackle, as the team boasted a running game that averaged nearly 200 yards per game, and allowed just 12 sacks...Started all 13 games at tight end in 2007, hauling in five passes for 38 yards and a touchdown on the season...After a redshirt season in 2005, saw action in 10 games in 2006 as a blocking tight end.

- Attended Central High School in Davenport, IA, earning second-team all-state honors...A team captain, led the Blue Devils with 15 catches for 243 yards and four touchdowns.

NY

OFF THE FIELD

- Is the youngest of five children of Elston and Jamie Howard. His four siblings, Aaron, Amy, Ashley and Marcel attended Iowa State. Aaron and Marcel were both members of the football team at ISU.
- In 2005-06, played basketball on the UNI basketball team, a squad that was defeated by Georgetown in the NCAA tournament.
- Majored in criminology.



78

TACKLE

HEIGHT: 6-5

WEIGHT: 318

AGE: 31 (as of opening weekend)

HOMETOWN: Honolulu, HI

HIGH SCHOOL: Radford (HI) HS

COLLEGE: Hawai'i

HOW ACQUIRED: FA (12/25/07)

EXPERIENCE: NFL: 9th • JETS: 5th

Wayne HUNTER

NY

CAREER HIGHLIGHTS

- Appeared in 63 career NFL regular-season games, including 60 games for the Jets, and six postseason games.
- Started at right tackle in Divisional Playoff win at NE, 01/16/11, and the AFC Championship Game at PIT, 01/23/11.

NY

CAREER TRANSACTIONS

- 07/30/11, NYJ, Re-Signed, UFA
- 03/23/10, NYJ, Re-Signed, RFA
- 01/04/08, NYJ, Signed, Reserve/Future
- 12/25/07, NYJ, Signed, Practice Squad

- 12/07/06, JAX, IR – Practice Squad
- 11/22/06, JAX, Signed, Practice Squad
- 11/20/06, JAX, Waived
- 11/11/06, JAX, Signed from JAX Practice Squad
- 09/04/06, JAX, Signed, Practice Squad
- 09/02/06, JAX, Waived
- 05/19/06, JAX, Claimed off Waivers (SEA)
- 05/16/06, SEA, Waived
- 04/24/06, SEA, Re-Signed, RFA
- 12/14/05, SEA, Reserve/Suspended
- 09/05/04, SEA, Reserve/Suspended
- 04/26/03, SEA, D3 (73)

Career Statistics

Year	Team	GP	GS	Off PT	ST PT	Pen	Yds	FS	Hold	Sks All	Yds
2003	SEA	0	0	0.00	0.00	n/a	n/a	n/a	n/a	n/a	n/a
2004	SEA	1	0	0.00	0.64	n/a	n/a	n/a	n/a	n/a	n/a
2005	SEA	1	0	2.81	0.63	0	0	0	0	1.00	7.00
2006	JAX	1	0	0.00	1.35	n/a	n/a	n/a	n/a	n/a	n/a
2008	Jets	14	0	5.73	12.78	n/a	n/a	n/a	n/a	n/a	n/a
2009	Jets	16	1	18.50	15.95	1	5	1	0	0.00	0.00
2010	Jets	14	4	34.96	14.55	6	50	1	1	4.00	16.00
2011	Jets	16	16	99.44	14.11	11	80	7	2	8.50	57.50
Career Totals		63	21	20.18	7.50	18	135	9	3	13.50	80.50

Career Postseason Statistics

Date	Team	GP	GS
2009	Jets	3	0
2010	Jets	3	2
Career Postseason		3	2

NY

SEASON-BY-SEASON REVIEW

2011 (JETS) Started all 16 games at right tackle as he began the season as a starting offensive lineman for the first time in his career...Part of an offensive line that helped QB Mark Sanchez establish career-highs in completion percentage (56.7%), passing yards (3,474), passing touchdowns (26) and passer rating (78.2)...Paved the way for RB Shonn Greene to register the first 1,000-yard rushing season of his career as he averaged 4.2 yards per carry en route to 1,054 yards rushing. **SEA-SON HIGHLIGHTS: (11/13 vs NE)**...Blocked for Sanchez as he threw for 306 yards, the third time that season he went over 300 yards passing. **(9/25 at OAK)**...Part of an offensive line that protected Sanchez and allowed him to throw for a career-best 369 yards. **(9/11 vs. DAL)**...In

the season-opener, protected Sanchez as he threw for 335 yards in the comeback victory.

2010 (JETS) Appeared in 14 games during the regular season making starts at right tackle for an injured Damien Woody in the final three... Started on the offensive line for the first time in his career helping the club rush for 506 yards and five touchdowns on 107 carries (4.7 avg.) in the three games he started, the second-best three-game stretch all season...Utilized as a tight end in jumbo formation and as a defensive lineman in certain defensive formations. **POSTSEASON:** Appeared in all three postseason games, starting the final two after Woody was placed on injured reserve following the Wild Card win. **(Divisional: 1/16 at NE)**...Started the first postseason game of his career as part of an offensive line that saw the Jets rush for 120 yards on 29 carries (4.1 avg.)

and did not allow a sack of Sanchez. **SEASON HIGHLIGHTS: (1/2 vs. BUF)**...Started as part of an offensive line that saw RB Joe McKnight record the first 100-yard rushing effort of his career and establish a season-best for any Jets running back with 158 yards on 32 carries. **(12/19 at PIT)**...Made the first start of his career on the offensive line at right tackle for an injured Woody after making two starts at tight end in his career. **(10/17 at DEN)**...Started at tight end, the second start of his career at the position.

2009 (JETS) Played in 16 regular-season games and three postseason games...Also utilized at tight end in certain personnel groupings... Started his first-career NFL game at tight end at TB, 12/13.

2008 (JETS) Played in 14 games, mostly on special teams...Also lined up as an extra tight end on offense.



BEFORE THE NFL


- Originally a defensive tackle, he switched to the offensive line as a junior at Hawai'i in 2002.
- Began his collegiate career at the University of California before transferring to Hawai'i.
- Lettered in football, basketball and track at Radford (HI) High

School.



OFF THE FIELD

- Attended the Jets Taste of the NFL in New York City dedicated to fighting hunger in the New York metropolitan area in 2010.
- Participated in the *Newark Star-Ledger* Junior Reporter program in 2008, which motivates participation in classes with dozens of hands-on activities.
- He and his wife, Danielle, have three daughters, Shaylyn Pa'ia, Sydney Selina Taeleifi and Jordyn Ioana Taeleifi.
- Son of Frances Hunter.



89

WIDE RECEIVER

HEIGHT: 5-9

WEIGHT: 182

AGE: 26 (as of opening weekend)

HOMETOWN: Decatur, GA

HIGH SCHOOL: Dunwoody (GA) HS

COLLEGE: Appalachian State

HOW ACQUIRED: FA (11/09/11)

EXPERIENCE: NFL: 2nd • JETS: 2nd

Dexter JACKSON

Follow Dexter

@DeeJackboi

NY

PRO CAREER

- Former second-round pick who played in seven games in his rookie season...Spent time on the practice squad with CAR (2010) and the Jets (2011).

NY

CAREER TRANSACTIONS

- 01/02/11, NYJ, Signed, Reserve/Future
- 11/09/11, NYJ, Signed, Practice Squad
- 08/31/10, CAR, Waived
- 01/04/10, CAR, Signed, Reserve/Future
- 10/12/09, CAR, Signed, Practice Squad
- 08/31/09, TB, Waived
- 04/27/08, TB, D2 (58)

NY

SEASON-BY-SEASON REVIEW

2008 (TB) Appeared in the first seven games of the season, mostly on special teams...Returned 20 punts for 97 yards (4.9 average) and 14 kickoffs for 327 yards (23.4 average)...Inactive for the final nine games of the season.

NY

BEFORE THE NFL

- Played in 55 career games with 25 starts at Appalachian State... Helped school to three-consecutive NCAA Division-I Football Championship Subdivision titles (2005-07)...Ranks seventh in Appalachian State history with 110 career receptions for 1,846 yards (fifth in school history) and 17 touchdowns (fourth in school history).
- At Dunwoody (GA) HS, had 30 receptions for 520 yards, including two for touchdowns as a senior and also returned two kickoffs, as well as one punt for touchdowns.

NY

OFF THE FIELD

- Majored in criminal justice.



81

TIGHT END

HEIGHT: 6-2

WEIGHT: 250

AGE: 27 (as of opening weekend)

HOMETOWN: Lafayette, IN

HIGH SCHOOL: Jefferson (IN) HS

COLLEGE: Purdue

HOW ACQUIRED: D1b (30), 2008 NFL Draft

EXPERIENCE: NFL: 5th • JETS: 5th

Dustin KELLER

Follow Dustin

@DUSTINKELLER81



CAREER HIGHLIGHTS

- Has appeared in every game since becoming a first-round pick in 2008 and has made starts in 44-of-64 contests...Has posted career numbers of 213 receptions for 2,559 yards (12.2 avg.) and 15 touchdowns in the regular season and 26 receptions for 302 yards (11.6 avg.) and three touchdowns in his six postseason games.
- Established new career-highs in receptions (65) and receiving yards (815) in 2011, and tying a career-high five touchdown receptions in 2011.
- Tied with WR Wesley Walker for the most postseason receiving touchdowns in team history (three) and is one behind Freeman

McNeil (four) for most postseason touchdowns in the history of the franchise.

- Scored a touchdown in all three of the Jets postseason games in 2009, becoming the first player in franchise history with touchdowns in three-consecutive postseason games.



CAREER TRANSACTIONS

- 04/27/08, NYJ, D1b* (30)

*Jets acquired D1 (30) from GB for D2 (36 – Jordy Nelson) and D4 (113 – Dwight Lowery)

Dustin Keller's Career Statistics

Year	Team	GP	GS	Rec	Yds	Avg	Lg	TD
2008	Jets	16	6	48	535	11.1	54	3
2009	Jets	16	12	45	522	11.6	40	2
2010	Jets	16	14	55	687	12.5	41	5
2011	Jets	16	12	65	815	12.5	41	5
Career Totals		64	44	213	2,559	12.0	54	15

Additional Statistics

Rushing: 1-7 (Career): 1-7 (2009)

Kickoff Returns: 1-9, 9 Lg (Career): 1-9, 9 Lg (2008)

Career Bests

Receptions: 8 (three times, last 12/24/11 vs. NYG)

Receiving Yards: 115 (09/19/10 vs. NE)

Longest Reception: 54 (11/09/08 vs. SL)

Receiving Touchdowns: 2 (three times, last 11/27/11 vs. BUF)

Longest Receiving Touchdown: 24 (09/28/08 vs. ARZ)

Career Postseason

Year	Team	GP	GS	Rec	Yds	Avg	Lg	TD
2009	Jets	3	1	12	181	15.1	45t	3
2010	Jets	3	3	14	121	8.6	20	0
Totals		6	4	26	302	11.6	45t	3

Postseason Bests

Receptions: 8 (01/23/11 at PIT)

Receiving Yards: 99 (01/09/10 at CIN)

Longest Reception: 45 (01/09/10 at CIN)

Receiving Touchdowns: 1 (Three times, last 01/24/10 at IND)

Longest Receiving Touchdown: 45 (01/09/10 at CIN)

DID YOU KNOW?

Dustin Keller led the team in receptions with 55 in 2010 and 65 in 2011, the first Jets tight end to lead the club in receptions since Mickey Schuler did it in 1985.



SEASON-BY-SEASON REVIEW

2011 (JETS) Led the team in receptions for the second-consecutive season with a career-best 65...Also led the team with 815 receiving yards to establish a new career-best, the second-straight season he put up career-highs in receptions and receiving yards. **SEASON HIGHLIGHTS: (9/18 vs. JAX)**...Recorded his third career 100-yard game when he led the team with six receptions for 101 yards and a touchdown. **(9/11 vs. DAL)**...Recorded the 11th touchdown catch of his career and the first score for the 2011 Jets when he hauled in a four-yard pass from QB Mark Sanchez...Finished the game with five receptions for 61 yards...All five of his receptions went for first downs.

2010 (JETS) Started 14-of-16 contests as he established then career-highs in receptions (55), receiving yards (687) and receiving touchdowns (five)...Has now played in 48 straight games to start his career...Became the first Jets TE to lead the club in receptions since Mickey Schuler led with 76 in 1985. **POSTSEASON:** Started in all three post-season games en route to catching a team-leading 14 passes for 121 yards. **(AFC Championship: 1/23 at PIT)**...Established a postseason career-best and matched his career-high when he caught eight passes for 64 yards. **(Divisional: 1/16 at NE)**...Had three receptions for 15 yards. **(Wild Card: 1/8 at IND)**...Named game captain and caught three passes for 42 yards. **SEASON HIGHLIGHTS: (12/26 at CHI)**...Led the team as he tied his season-high with seven receptions for 79 yards. **(10/3 at BUF)**...Caught four passes for 28 yards and two touchdowns, the second-consecutive week he recorded two touchdowns...Pulled in both touchdown receptions in the third quarter, first on a three-yard pass from WR Brad Smith as Smith threw out of the Seminole formation and later on a two-yard connection with Sanchez. **(9/26 at MIA)**...Recorded the first multi-touchdown performance of his career when he hauled in a pair of touchdown passes from Sanchez...Responsible for the first two scores of the game, scoring in the first quarter on a 24-yard reception and again in the second quarter on a 12-yard catch...Finished the game with six receptions for 98 yards. **(9/19 vs. NE)**...Posted the second 100-yard performance of his career and first since rookie season vs. SL, 11/09/08...Caught a season-high seven passes for a career-best 115 yards...Extended the Jets lead to 14 points with just over six minutes to play in the fourth quarter when he pulled in a one-yard touchdown pass from Sanchez.

2009 (JETS) Played in all 16 games with starts in 12 of those contests...Gained 522 yards and two touchdowns receiving on 45 receptions and another seven yards on his first-career rushing attempt. **POSTSEASON:** Appeared in his first three postseason games making the start in one...Caught 12 passes for 181 yards and three touchdowns...Became the first player in Jets postseason history to record a touchdown in three-consecutive postseason games and tied WR Wesley Walker for the most receiving touchdowns in Jets postseason history. **(AFC Championship:**

1/24 at IND)...Scored a touchdown for the third-consecutive postseason game when he hauled in a nine-yard scoring pass from Sanchez on third-and-seven to give the Jets an eight-point lead...Set a postseason career-high with six receptions for 63 yards. **(Divisional: 1/17 at SD)**...Gave the Jets their first lead of the game when he reeled in a two-yard touchdown pass from Sanchez to make the score 10-7 early in the fourth quarter...Collected three receptions for 19 yards in the game...His receiving touchdowns in back-to-back postseason games marked the first time a Jet had accomplished the feat since Walker did it at CIN and at L.A. Raiders in the 1983 postseason. **(Wild Card: 1/9 at CIN)**...Played and started in his first postseason contest...Received a game ball after he finished the game with three receptions for 99 yards and a touchdown, including a pair of 40-yard catches...Broke a 7-7 tie in the second quarter when he pulled in a 45-yard pass from Sanchez, tip-toeing the sidelines before scoring...Added another 43-yard reception in the fourth quarter that brought the ball deep into CIN territory to help set up a field goal and a 10-point lead...His 99 yards receiving were the most by a Jets tight end in the postseason since Shuler collected 116 yards vs. BUF, 12/27/81. **SEASON HIGHLIGHTS: (12/27 at IND)**...Named a game captain prior to the contest and capped a DE Marques Douglas fumble recovery touchdown with a two-point conversion pass from Sanchez that put the Jets up by three late in the fourth quarter. **(11/15 vs. JAX)**...Caught back-to-back passes of 23 and 19 yards to help set up a field goal on the Jets final first-half drive...Finished the game with six receptions for 58 yards...Recorded the first rushing attempt of his career when he took an end-around handoff from RB Thomas Jones for seven yards. **(11/1 vs. MIA)**...Led the team in receiving yards and receptions when he tied his career-high with eight receptions for 76 yards and a touchdown, a 16-yard connection with Sanchez late in the fourth to pull within five points. **(9/20 vs. NE)**...Scored the game's only touchdown when he pulled in a nine-yard pass from Sanchez on the opening drive of the second half...On the next drive, converted a third-and-nine with a nine-yard catch that helped set up a field goal, giving the Jets a four-point lead. **(9/13 at HST)**...Registered a season-high 94 yards receiving on four receptions in the season opener...Forced a fumble after Sanchez was intercepted, which was recovered by HST and returned for a touchdown...Reeled in an 18-yard pass on third-and-10 to continue a drive that led to the game's first points...Converted on third down again with a regular-season high 40-yard reception that set up a touchdown one-play later to put the cap on the 17-point win.

2008 (JETS) Played in all 16 games in his rookie season making six starts...Collected 48 receptions for 535 yards and three touchdowns...Finished second among all rookie tight ends in receptions and receiving yards and third in touchdowns...Led all tight ends after converting 100 percent of his third-down receptions into first downs. **SEASON HIGHLIGHTS: (11/30 vs. DEN)**...Returned a short kickoff nine yards for the first kickoff return of his career...Added seven receptions and 77 yards receiving to lead the team. **(11/13 at NE)**...Recorded a career-best eight receptions for 87 yards in the overtime Thursday Night win...Converted a third-and-eight on the opening drive with a 20-yard catch to set up the game's first touchdown...Converted third-down receptions into first downs five times in the game, including twice on the game-winning drive in overtime...Hauled in a 16-yard catch on third-and-15 in overtime and later converted with a four-yard reception on third-and-one before a 34-yard field goal gave the Jets the victory. **(11/9 vs. SL)**...Reeled in six catches for 107 yards and a touchdown to

lead all receivers and record his first-career 100-yard game...Pulled in a 54-yard pass from QB Brett Favre for the longest reception of his career. **(9/28 vs. ARZ)**...Started for the first time in his career and notched touchdowns in consecutive games as his 24-yard scoring catch from Favre accounted for the final score in the 21-point win... Caught the sixth touchdown pass of the game from Favre, as Favre tied QB Joe Namath for most touchdown passes by a Jet in a single game. **(9/22 at SD)**...Scored the first touchdown of his career when he hauled in a 13-yard reception from Favre in the fourth quarter during Monday Night Football. **(9/14 vs. NE)**...Pulled in his first-career reception, a 19-yard pass from Favre on third-and-six that set up a Jets touchdown three plays later early in the fourth quarter. **(9/7 at MIA)**...Appeared in his first NFL game but had his first-career reception wiped out by an offensive holding call.



BEFORE THE NFL

- Played in 46 games at Purdue making starts in 26 of the contests...Finished his career with 142 receptions for 1,882 yards and 16 touchdowns.
- Received honorable-mention All-American by *Pro Football Weekly* in 2007, and was named second-team All-Big Ten, as well as team MVP, as he caught 68 passes for 881 yards and seven touchdowns.
- In 2006, earned honorable-mention all-conference after making 12 starts and finishing with 56 receptions for 771 yards and four touchdowns.

Dustin Keller's Top 10 Games (Receiving Yards)

Date	Opp	W/L	Rec	Yds	Avg	Lg	TD
09/19/10	NYJ vs. NE	W	7	115	16.4	39	1
11/09/08	NYJ vs. SL	W	6	107	17.8	54	1
09/18/11	NYJ vs. JAX	W	6	101	16.8	37	1
01/09/10	NYJ at CIN*	W	3	99	33.0	45t	1
09/26/10	NYJ at MIA	W	6	98	16.3	31	2
09/13/09	NYJ at HST	W	4	94	23.5	40	0
11/13/08	NYJ at NE	W	8	87	10.9	20	0
09/25/11	NYJ at OAK	L	5	87	17.4	33	0
12/26/10	NYJ at CHI	L	7	79	11.3	26	0
11/30/08	NYJ vs. DEN	L	7	77	11.0	20	0
12/24/11	NYJ vs. NYG	L	8	77	9.6	15	0

*Postseason

- Initially enrolled at Purdue as a wide receiver before making the switch to tight end in 2004.
- As a senior at Jefferson (IN) HS, set state records with 113 receptions for 1,804 yards and 22 touchdowns, earning first-team all-state honors...He also was the runner-up for the state's Top Receiver Award and a "Mr. Football" finalist...Named Area Co-Offensive Player of the Year by the *Journal & Courier*.



OFF THE FIELD

- Majored in organizational leadership and supervision at Purdue.
- Son of Maureen and the late Willie Keller, Jr.
- Father played basketball at Minnesota State University Moorhead, mother and grandmother, Linda Orr, are Purdue graduates...Grandfather, Dale Mulvey, played on the 1952 Purdue team that won the Big-Ten football championship.
- Brothers, Dwight and Drew, also attended Purdue and brothers, Damien and Duran, currently attend Purdue.
- Great-grandfather, Robert P. Siskind, was an electrical engineering professor at Purdue.
- Participated in basketball and track and field in HS...Captured state high jump championship as senior, clearing 6-9 in a steady rain, after finishing second his junior year with a personal-best of 6-10.

Dustin Keller's Top 10 Longest Receptions

Date	Opp	Long	Total Yds
11/09/08	NYJ vs. SL	54	107
01/09/10	NYJ at CIN*	45t	99
01/09/10	NYJ at CIN*	43	99
12/18/11	NYJ at PHI	41	73
10/17/10	NYJ at DEN	41	75
09/13/09	NYJ at HST	40	94
10/31/10	NYJ vs. GB	40	45
09/19/10	NYJ vs. NE	39	115
09/18/11	NYJ vs. JAX	37	101
10/23/11	NYJ vs. SD	34	53
09/25/11	NYJ at OAK	33	87

*Postseason

2011 New York Jets

Date	Opp	GP	GS	Rec	Yds	Avg	Lg	TD
9/11	DAL	1	1	5	61	12.2	19	1
9/18	JAX	1	1	6	101	16.8	37	1
9/25	at OAK	1	1	5	87	17.4	33	0
10/2	at BAL	1	1	2	12	6.0	9	0
10/9	at NE	1	0	1	7	7.0	7	0
10/17	MIA	1	1	2	51	25.5	27	0
10/23	SD	1	1	4	53	13.3	34	0
11/6	at BUF	1	0	4	64	16.0	24	0
11/13	NE	1	0	2	37	18.5	29	0
11/17	at DEN	1	1	5	40	8.0	15	0
11/27	BUF	1	1	4	61	15.3	22	2
12/4	at WAS	1	1	3	12	4.0	7	0
12/11	KC	1	0	4	34	8.5	11	0
12/18	at PHI	1	1	3	73	24.3	41	0
12/24	NYG	1	1	8	77	9.6	15	0
1/1	at MIA	1	1	7	45	6.4	13	1
2011 Totals		16	12	65	815	12.5	41	5

2010 New York Jets

Date	Opp	GP	GS	Rec	Yds	Avg	Lg	TD
9/13	BLT	1	1	2	13	6.5	9	0
9/19	NE	1	1	7	115	16.4	39	1
9/26	at MIA	1	1	6	98	16.3	31	2
10/3	at BUF	1	1	4	28	7.0	15	2
10/11	MIN	1	1	2	14	7.0	8	0
10/17	at DEN	1	1	3	75	25.0	41	0
10/31	GB	1	1	2	45	22.5	40	0
11/7	at DET	1	1	4	59	14.8	25	0
11/14	at CLV	1	0	3	25	8.3	16	0
11/21	HST	1	1	2	7	3.5	4	0
11/25	CIN	1	1	4	49	12.3	21	0
12/4	at NE	1	1	3	27	9.0	15	0
12/12	MIA	1	1	3	34	11.3	18	0
12/19	at PIT	1	1	3	19	6.3	11	0
12/26	at CHI	1	0	7	79	11.3	26	0
1/2	BUF	1	1	-	-	-	-	-
2010 Totals		16	14	55	687	12.5	41	5

2010 POSTSEASON

Game	Opp	GP	GS	Rec	Yds	Avg	Lg	TD
1/8	at IND	1	1	3	42	14.0	20	0
1/16	at NE	1	1	3	15	5.0	7	0
1/23	at PIT	1	1	8	64	8.0	19	0
Totals		3	3	14	121	8.6	20	0

2009 New York Jets

Date	Opp	GP	GS	Rec	Yds	Avg	Lg	TD
9/13	at HST	1	1	4	94	23.5	40	0
9/20	NE	1	1	3	22	7.3	9	1
9/27	TEN	1	1	2	24	12.0	18	0
10/4	at NO	1	1	3	31	10.3	23	0
10/12	at MIA	1	0	-	-	-	-	-
10/18	BUF	1	1	2	16	8.0	11	0
10/25	at OAK	1	0	1	26	26.0	26	0
11/1	MIA	1	1	8	76	9.5	16t	1
11/15	JAX	1	1	6	58	9.7	23	0
11/22	at NE	1	1	3	38	12.7	21	0
11/29	CAR	1	1	4	68	17.0	22	0
12/3	at BUF	1	1	1	5	5.0	5	0
12/13	at TB	1	0	1	3	3.0	3	0
12/20	ATL	1	1	3	33	11.0	13	0
12/27	at IND	1	1	3	19	6.3	8	0
1/3	CIN	1	0	1	9	9.0	9	0
2009 Totals		16	12	45	522	11.6	40	2

2009 POSTSEASON

Game	Opp	GP	GS	Rec	Yds	Avg	Lg	TD
1/9	at CIN	1	1	3	99	33.0	45t	1
1/17	at SD	1	0	3	19	6.3	13	1
1/24	at IND	1	0	6	63	10.5	19	1
Totals		3	1	12	181	15.1	45t	3

2008 New York Jets

Date	Opp	GP	GS	Rec	Yds	Avg	Lg	TD
9/7	at MIA	1	0	-	-	-	-	-
9/14	NE	1	0	1	19	19.0	19	0
9/22	at SD	1	0	4	41	10.3	14	1
9/28	ARZ	1	1	1	24	24.0	24t	1
10/12	CIN	1	0	-	-	-	-	-
10/19	at OAK	1	0	1	6	6.0	6	0
10/26	KC	1	1	4	38	9.5	23	0
11/2	at BUF	1	1	2	19	9.5	15	0
11/9	SL	1	1	6	107	17.8	54	1
11/13	at NE	1	0	8	87	10.9	20	0
11/23	at TEN	1	0	6	42	7.0	16	0
11/30	DEN	1	0	7	77	11.0	20	0
12/7	at SF	1	1	2	14	7.0	9	0
12/14	BUF	1	1	3	35	11.7	20	0
12/21	at SEA	1	0	1	2	2.0	2	0
12/28	MIA	1	0	2	24	12.0	15	0
2008 Totals		16	6	48	535	11.1	54	3

Career Firsts

First	Date	Game	Result	Note
Game	09/07/08	NYJ at MIA	W, 20-14	Made his NFL debut in the first game of his rookie season
Start	09/28/08	NYJ vs. ARZ	W, 56-35	Started the fourth game of his rookie season
Reception	09/14/08	NYJ vs. NE	L, 10-19	Caught a 19-yard pass from Brett Favre in fourth quarter of his second career game
Rec. Touchdown	09/22/08	NYJ at SD	L, 29-48	Scored the first touchdown of his career on a 13-yard pass from Brett Favre in the fourth quarter of his third-career game
100-Yard Game	11/09/08	NYJ vs. SL	W, 47-3	Registered 107 yards on six receptions in his ninth-career game
Multi-Touchdown Game	09/26/10	NYJ at MIA	W, 31-23	Caught the first two touchdowns of the game, a 24-yard pass from Mark Sanchez in the first quarter and a 12-yard pass from Sanchez in the second quarter

Dustin Keller Career Touchdown List

Date	Opp	Type	Qtr	Dwn	Yds	Note
09/22/08	NYJ at SD	Rec	4	2	13	QB Brett Favre
09/28/08	NYJ vs. ARZ	Rec	4	4	24	QB Brett Favre
11/09/08	NYJ vs. SL	Rec	2	3	1	QB Brett Favre
09/20/09	NYJ vs. NE	Rec	3	2	9	QB Mark Sanchez
11/01/09	NYJ vs. MIA	Rec	4	2	16	QB Mark Sanchez
01/09/10	NYJ at CIN*	Rec	2	1	45	QB Mark Sanchez
01/17/10	NYJ at SD*	Rec	4	3	2	QB Mark Sanchez
01/24/10	NYJ at IND*	Rec	2	3	9	QB Mark Sanchez
09/19/10	NYJ vs. NE	Rec	4	3	1	QB Mark Sanchez
09/26/10	NYJ at MIA	Rec	1	2	24	QB Mark Sanchez
09/26/10	NYJ at MIA	Rec	2	2	12	QB Mark Sanchez
10/03/10	NYJ at BUF	Rec	3	3	3	WR Brad Smith
10/03/10	NYJ at BUF	Rec	3	1	2	QB Mark Sanchez
09/11/11	NYJ vs. DAL	Rec	2	2	4	QB Mark Sanchez
09/18/11	NYJ vs. JAX	Rec	3	2	11	QB Mark Sanchez
11/27/11	NYJ vs. BUF	Rec	2	2	3	QB Mark Sanchez
11/27/11	NYJ vs. BUF	Rec	3	2	18	QB Mark Sanchez
01/01/12	NYJ at MIA	Rec	1	3	1	QB Mark Sanchez

*Postseason



11

WIDE RECEIVER

HEIGHT: 5-9

WEIGHT: 188

AGE: 23 (as of opening weekend)

HOMETOWN: Hutto, TX

HIGH SCHOOL: Hutto HS

COLLEGE: TCU

HOW ACQUIRED: D5 (161), 2011 NFL Draft

EXPERIENCE: NFL: 2nd • JETS: 2nd

Jeremy KERLEY

Follow Jeremy

@JKerley_11

NY

PRO CAREER

- Became just the seventh player and only the third rookie in franchise history to record a rushing attempt, passing attempt, reception, punt return and kickoff return in the same season.
- Finished his rookie season (2011) averaging 10.9 yards a punt return, good for fourth in the AFC. It is the highest punt return average by a Jets rookie since RB Leon Johnson averaged 12.1 a return in 1997. Only two rookies in team history have ever av-

eraged more a return, Bruce Harper in 1977 averaged 12.5 and Johnson's 12.1 in 1997.

NY

CAREER TRANSACTIONS

- 04/28/11, NYJ, D5* (161)

*Jets acquired 2011 D5 (153) and 2011 D7 (208 – Greg McElroy) from PHI for 2011 D5 (161 – Julian Vandervelde) and 2011 D6 (194 – Markell Carter)

Career Statistics

Year	Team	GP	GS	Receiving					Rushing				
				Rec	Yds	Avg	Lg	TD	Att	Yds	Avg	Lg	TD
2011	Jets	14	1	29	314	10.8	38	1	5	28	5.6	16	0
Career Totals		14	1	29	314	10.8	38	1	5	28	5.6	16	0

Year	Team	Punt Returns						Kickoff Returns				
		PR	FC	Yds	Avg	Lg	TD	KR	Yds	Avg	Lg	TD
2011	Jets	29	16	317	10.9	53	0	1	15	15.0	15	0
Career Totals		29	16	317	10.9	53	0	1	15	15.0	15	0

Additional Statistics

Passing: 1-1, 41 yds, 118.8 rating (Career); 1-1, 41, 118.8 (2011)

Career Bests

Receptions: 5 (12/24/11 vs. NYG)

Receiving Yards: 79 (11/13/11 vs. NE)

Receiving Touchdowns: 1 (10/09/11 at NE)

Longest Reception: 38 (11/13/11 vs. NE)

Longest Receiving Touchdown: 9 (10/09/11 at NE)

Punt Returns: 4 (twice, last 12/24/11 vs. NYG)

Punt Return Yards: 80 (09/25/11 at OAK)

Longest Punt Return: 53 (09/25/11 at OAK)

Rushing Attempts: 1 (many, last 01/01/12 at MIA)

Rushing Yards: 16 (01/01/12 at MIA)

Longest Rush: 16 (01/01/12 at MIA)

Passing Yards: 41 (01/01/12 at MIA)

Longest Pass: 41 (01/01/12 at MIA)

Kickoff Returns: 1 (09/18/11 vs. JAX)

Kickoff Return Yards: 15 (09/18/11 vs. JAX)

Longest Kickoff Return: 15 (09/18/11 vs. JAX)

Career Firsts

First	Date	Game	Result	Note
Game	09/11/11	NYJ vs. DAL	W, 27-24	Made his NFL debut in his rookie season opener
Start	11/13/11	NYJ vs. NE	L, 16-37	Made his first start in Week 10 of his rookie season as the team opened up in a three WR set
Reception	10/09/11	NYJ at NE	L, 21-30	Caught a nine-yard pass from Mark Sanchez for a touchdown
Rec. Touchdown	10/09/11	NYJ at NE	L, 21-30	Caught a nine-yard touchdown pass from Mark Sanchez for his first-career reception
Passing Attempt	01/01/12	NYJ at MIA	L, 17-19	Completed a 41-yard pass to TE Matt Mulligan

NY SEASON-BY-SEASON REVIEW

2011 (JETS) Finished sixth on the team with 29 receptions, and third with 13 receptions on third down. **SEASON HIGHLIGHTS: (1/1 at MIA)**... In the season finale, caught four passes for 71 yards, ran once for 16 yards, completed a 41-yard pass to TE Matt Mulligan and returned two punts for 26 yards. **(10/9 at NE)**...Collected the first three receptions of his career for 35 yards, including a nine-yard touchdown from QB Mark Sanchez on the first reception of his career...Became the first Jets rookie to record a touchdown on his first-career reception since WR Chansi Stuckey accomplished the feat on a 22-yard touchdown pass from Brett Favre at MIA, 9/7/08. **(9/11 vs. DAL)**...Made his NFL debut in the Jets 27-24 win.

NY BEFORE THE NFL

- Appeared in 50 contests with 21 starts at TCU, posting 120 receptions for 1,299 yards and 12 touchdowns, and 63 rushing attempts for 306 yards with eight scores...Added 1,299 yards with two touchdowns on 94 punt returns (13.8 average) and 1,006 yards on 37 kickoff returns (27.2 average).
- As a senior, named first-team All-Mountain West Conference as a returner and second-team as a wide receiver, MWC Special Teams Player of the Year, two-time Special Teams Player of the Week and Paul Hornung Award finalist...Started 11-of-13 games and led team with 56 receptions for 575 yards and 10 touchdowns...Added 527 yards on 19 kickoff returns, ranking him 19th in the nation, and 388 yards on 30 punt returns, finishing 15th in the nation.
- Named All-District Most Valuable Player and second-team all-state while attending Hutto (TX) High School as a junior and senior... Rated a four-star prospect, making him the 33rd wide receiver recruit in the country.

NY OFF THE FIELD

- Married to the former Kristal Juarez, who was an All-American sprinter on TCU's track and field team in 2010.
- Has a three-year-old son, Dae'shon Kerley.

2011 New York Jets

Date	Opp	GP	GS	Receiving					Rushing				
				Rec	Yds	Avg	Lg	TD	Rush	Yds	Avg	Lg	TD
9/11	DAL	1	0	-	-	-	-	-	-	-	-	-	-
9/18	JAX	1	0	-	-	-	-	-	-	-	-	-	-
9/25	at OAK	1	0	-	-	-	-	-	1	-2	-2.0	-2	0
10/2	at BAL	1	0	-	-	-	-	-	-	-	-	-	-
10/9	at NE	1	0	3	35	11.7	22	1	-	-	-	-	-
10/17	MIA	1	0	2	18	9.0	9	0	-	-	-	-	-
10/23	SD	1	0	4	29	7.3	10	0	-	-	-	-	-
11/6	at BUF	1	0	4	23	5.8	9	0	-	-	-	-	-
11/13	NE	1	1	4	79	19.8	38	0	-	-	-	-	-
11/17	at DEN			INACTIVE - KNEE									
11/27	BUF			INACTIVE - KNEE									
12/4	at WAS	1	0	1	7	7.0	7	0	1	6	6.0	6	0
12/11	KC	1	0	-	-	-	-	-	1	2	2.0	2	0
12/18	at PHI	1	0	2	16	8.0	10	0	-	-	-	-	-
12/24	NYG	1	0	5	36	7.2	10	0	1	6	6.0	6	0
1/1	at MIA	1	0	4	71	17.8	30	0	1	16	16.0	16	0
2011 Totals		14	1	29	314	10.8	38	1	5	28	5.6	16	0

Date	Opp	PR	FC	Punt Returns				Kickoff Returns				
				Yds	Avg	Lg	TD	KR	Yds	Avg	Lg	TD
9/11	DAL	3	1	13	4.3	7	0	-	-	-	-	-
9/18	JAX	-	-	-	-	-	-	1	15	15.0	15	0
9/25	at OAK	4	0	80	20.0	53	0	-	-	-	-	-
10/2	at BLT	2	2	12	6.0	13	0	-	-	-	-	-
10/9	at NE	2	1	20	10.0	13	0	-	-	-	-	-
10/17	MIA	2	1	11	5.5	11	0	-	-	-	-	-
10/23	SD	1	1	7	7.0	7	0	-	-	-	-	-
11/6	at BUF	2	1	16	8.0	15	0	-	-	-	-	-
11/13	NE	1	1	0	0.0	0	0	-	-	-	-	-
11/17	at DEN			INACTIVE - KNEE								
11/27	BUF			INACTIVE - KNEE								
12/4	at WAS	1	1	0	0.0	0	0	-	-	-	-	-
12/11	KC	3	2	42	14.0	26	0	-	-	-	-	-
12/18	at PHI	2	1	16	8.0	8	0	-	-	-	-	-
12/24	NYG	4	4	74	18.5	28	0	-	-	-	-	-
1/1	at MIA	2	0	26	13.0	14	0	-	-	-	-	-
2011 Totals		29	16	317	10.9	53	0	1	15	15.0	15	0



66

OFFENSIVE LINE

HEIGHT: 6-3

WEIGHT: 300

AGE: 26 (as of opening weekend)

HOMETOWN: Mount Vernon, IA

HIGH SCHOOL: Mount Vernon HS

COLLEGE: Iowa

HOW ACQUIRED: Undrafted FA (05/01/09)

EXPERIENCE: NFL: 2nd • JETS: 4th

Matt **KROUL**

NY

CAREER HIGHLIGHTS

- Last season, moved to the offensive line during training camp and spent the season as a member of the practice squad.
- Spent the first 15 weeks of the 2010 season on the active roster, seeing action in six games and recording two tackles.

NY

CAREER TRANSACTIONS

- 01/03/12, NYJ, Signed, Reserve/Future
- 10/31/11, NYJ, Signed, Practice Squad
- 10/25/11, NYJ, Terminated, Practice Squad
- 09/05/11, NYJ, Signed, Practice Squad
- 09/03/11, NYJ, Waived
- 01/24/11, NYJ, Signed, Reserve/Future
- 12/30/10, NYJ, Signed, Practice Squad
- 12/28/10, NYJ, Waived
- 01/25/10, NYJ, Signed, Reserve/Future
- 09/07/09, NYJ, Signed, Practice Squad
- 09/05/09, NYJ, Waived
- 05/01/09, NYJ, Signed, Undrafted FA

NY

SEASON-BY-SEASON REVIEW

2010 (JETS) Made the 53-man roster following training camp, playing in six games and recording two tackles...Did not play vs. NE, 09/19 and was inactive for eight games before being waived on 12/28 and joining the practice squad two days later.

2009 (JETS) Spent the season as a member of the Jets practice squad.

NY

BEFORE THE NFL

- Semifinalist for the 2008 National Football Foundation Draddy Trophy...Set Iowa record by starting 50 consecutive games, every game during his career.
- Became the 59th player in Iowa football history to record more than 200 career tackles...Finished with 238 career tackles, 19.5 tackles-for-loss, seven sacks and one interception.
- Named an elite and first-team all-state selection by the *Des Moines Register* as a senior at Mount Vernon (IA) HS...First-team all-state as a junior and second-team as a sophomore...Three-time first-team all-conference selection...Recorded 335 tackles (212 solo), seven tackles-for-loss, three interceptions and three blocked kicks...Coached by Jim Bellamy.
- Totaled 2,019 rushing yards and 36 touchdowns as a running back in two seasons.

NY

OFF THE FIELD

- Graduated in 2008 with a degree in health promotion.
- Academic all-state honoree...Member of Mount Vernon Honor Society and National Honor Society.
- State champion wrestler in Iowa as a heavyweight in high school.
- Married to Nicole Kroul.
- Parents: Kaylene and John Kroul.



30

SAFETY

HEIGHT: 6-0

WEIGHT: 220

AGE: 27 (as of opening weekend)

HOMETOWN: Metairie, LA

HIGH SCHOOL: Hahnville (LA) HS

COLLEGE: Louisiana State

HOW ACQUIRED: UFA (WAS), 03/20/12

EXPERIENCE: NFL: 6th • JETS: 1st

LaRon LANDRY

Follow LaRon

@MrLandry30



CAREER HIGHLIGHTS

- Has started every game he has played in his career—64 total—and posted career numbers of 422 tackles, 5.5 sacks, four interceptions, 40 passes defended, six forced fumbles and four fumble recoveries.
- Named to the NFL All-Rookie Defensive Team in 2007 and first alternate to the Pro Bowl in 2008 and a third alternate in 2007.



CAREER TRANSACTIONS

- 03/20/12, NYJ, Signed, UFA (WAS)
- 12/16/11, WAS, IR
- 12/14/10, WAS, IR
- 04/28/07, WAS, D1 (6)

Career Statistics

Year	Team	GP	GS	TT	S	A	Sk	Yds	Int	Yds	Lg	TD	PD	FF	FR	Yds	TD
2007	WAS	16	16	97	62	35	1.5	12.0	0	0	0	0	7	0	2	15	0
2008	WAS	16	16	69	50	19	0.5	4.0	2	18	13	0	11	2	1	0	0
2009	WAS	15	15	97	81	16	1.0	11.0	1	12	12	0	8	2	0	0	0
2010	WAS	9	9	101	73	28	1.0	8.0	1	0	0	0	11	1	1	0	0
2011	WAS	8	8	56	40	16	1.5	12.0	0	0	0	0	3	1	1	3	0
Career Totals		64	64	420	306	114	5.5	47.0	4	30	13	0	40	6	5	18	0

Additional Statistics

Special Teams Tackles: 11 (Career); 11 (2007)

Special Teams Fumble Recoveries: 1 (Career); 1 (2007)

Career Bests

Tackles: 18 (vs. DAL, 09/12/10)

Longest Interception Return: 13 (at SEA, 11/23/08)

Passes Defended: 3, (twice, last at OAK, 12/13/09)

Career Postseason Statistics

Year	Team	GP	GS	TT	S	A	Sk	Yds	Int	Yds	Lg	TD	PD	FF	FR	Yds	TD
2007	WAS	1	1	4	4	0	0.0	0.0	2	2	2	0	2	0	0	0	0
Totals		1	1	4	4	0	0.0	0.0	2	2	2	0	2	0	0	0	0

Career Interceptions

Date	Opp	Qtr	Dwn	Last LOS	Quarterback	Target	Yds
01/05/08	WAS at SEA*	4	2	SEA 29	Matt Hasselbeck	WR Bobby Engram	2
01/05/08	WAS at SEA*	4	2	WAS 36	Matt Hasselbeck	WR Ben Obomanu	0
11/23/08	WAS at SEA	3	3	SEA 32	Matt Hasselbeck	WR Koren Robinson	13
12/07/08	WAS at BLT	3	3	BLT 15	Joe Flacco	WR Derrick Mason	5
12/13/09	WAS at OAK	4	1	OAK 20	JaMarcus Russell	WR Chaz Schilens	12
10/10/10	WAS vs. GB	OT	2	GB 24	Aaron Rodgers	WR Greg Jennings	0

*Postseason

NY SEASON-BY-SEASON REVIEW

2011 (WAS) Missed the first two games of the season, before playing and starting in eight of the next nine games...Missed the final five games of the season, landing on injured reserve for the second-consecutive year...Posted 56 tackles and matched his career-best with 1.5 sacks...Had three passes defended and one forced fumble and one fumble recovery.

2010 (WAS) Collected a career-best 101 tackles, despite missing the final seven games of the season...Notched one sack, one interception and matched his career-best with 11 passes defended, while also recording a forced fumble and a fumble recovery...Recorded double-digit tackle performances in six of his nine games played, including a career-best 18 tackles in the season opener vs. DAL (9/12).

2009 (WAS) Started 15 games before missing the season finale...Logged a then career-best 98 tackles, adding one sack, one interception, eight passes defended and two forced fumbles. **SEASON HIGHLIGHTS: (1/3 at SD)**...Inactive for the first time, snapping a streak of 47 consecutive games played to start his career. **(12/13 at OAK)**...Picked off a QB JaMarcus Russell pass and had three passes defended, matching his career-high set the previous week.

2008 (WAS) Registered 70 tackles, 0.5 sacks, his first two career regular-season interceptions, a career-best 11 passes defended, two forced fumbles and one fumble recovery as he started all 16 games for the second-consecutive season. **SEASON HIGHLIGHTS: (12/7 at BLT)**...Intercepted a QB Joe Flacco pass and forced a RB Willis McGahee fumble that was recovered by teammate CB DeAngelo Hall.

2007 (WAS) Started all 16 games, becoming the first WAS rookie since WR Rod Gardner in 2001 to start every game as a rookie...Named to the All-Rookie Defensive Team and was a third alternate for the Pro Bowl...Finished third on the team, but first amongst DBs with 97 tackles...Posted a career-best 1.5 sacks and had seven passes defended and

one fumble recovery...Registered 11 special teams tackles. **POSTSEASON: (Wild Card: 1/5 at SEA)**...Registered the first two interceptions of his career, as he picked off QB Matt Hasselbeck twice in the fourth quarter. **SEASON HIGHLIGHTS: (11/4 at NYJ)**...Logged the first full sack of his career as he dropped Kellen Clemens for an eight-yard loss...Recovered two fumbles, first from teammate S Sean Taylor, after the ball was knocked loose by C Nick Mangold after a missed FG return, and later from WR Jerricho Cotchery after the ball was knocked loose by LB Marcus Washington. **(9/9 vs. MIA)**...Made his NFL debut.



BEFORE THE NFL

- Started all 13 games, earning All-America first-team selection by the *Associated Press* and the American Football Coaches Association, and was first-team All-SEC pick...Was also a semifinalist for the Jim Thorpe Award.
- As a senior, led team with 74 tackles, one forced fumble, three interceptions and one sack.
- As a junior, started and played in 13 games at free safety earning an All-SEC first-team selection by the league's coaches...Finished fourth on the Tigers with 69 tackles, three interceptions and one sack.
- As a senior at Hahnville (LA) HS, earned first-team 5A All-State honors...As a quarterback, threw for 1,639 yards and 16 touchdowns and rushed for 693 yards and 12 scores while also intercepting eight passes on defense.



OFF THE FIELD

- Has a white-faced capuchin monkey, named Gucci.
- Brother, Dawan, was initially a draft pick of BLT, playing safety for Rex Ryan's defense and currently plays for JAX.

Career Fumbles

Date	Opp	Qtr	Dwn	Last LOS	Fumbled	Forced	Recovered	Yds
11/04/07	WAS at NYJ	2	4	Missed FG	S Sean Taylor	C Nick Mangold	Landry	0
11/04/07	WAS at NYJ	4	3	WAS 25	WR Jerricho Cotchery	CB Shawn Springs	Landry	15
10/12/08	WAS vs. SL	1	2	SL 4	RB Steven Jackson	LB Marcus Washington	Landry	0
10/26/08	WAS at DET	1	2	DET 39	WR Calvin Johnson	Landry	Johnson	-
12/07/08	WAS at BLT	4	2	BLT 39	RB Willis McGahee	Landry	CB DeAngelo Hall	13
10/11/09	WAS at CAR	2	4	WAS 1	FB Brad Hoover	Landry	TE Jeff King	-
12/13/09	WAS at OAK	1	2	OAK 48	RB Justin Fargas	Landry	Out of Bounds	-
10/10/10	WAS vs. GB	1	2	GB 16	TE Donald Lee	Landry	CB Kareem Moore	13
10/17/10	WAS vs. IND	4	1	WAS 23	RB Joseph Addai	LB London Fletcher	Landry	0
09/26/11	WAS at DAL	1	2	DAL 22	WR Kevin Olgetree	Landry	CB Josh Wilson	4
11/06/11	WAS vs. SF	4	2	WAS 45	TE Vernon Davis	CB DeAngelo Hall	Landry	3

Career Sacks

Date	Opp	Qtr	Dwn	Last LOS	Quarterback	Shared With	Yds
09/17/07	WAS at PHI	4	2	WAS 43	Donovan McNabb	DT Cornelius Griffin	8
11/04/07	WAS at NYJ	3	3	NYJ 38	Kellen Clemens		8
09/04/08	WAS at NYG	4	1	WAS 47	Eli Manning	DE Andre Carter	8
12/06/09	WAS vs. NO	2	2	WAS 33	Drew Brees		11
09/19/10	WAS vs. HST	2	2	HST 49	Matt Schaub		8
10/23/11	WAS at CAR	1	1	WAS 48	Cam Newton	DE Adam Carriker	6
11/27/11	WAS at SEA	4	3	SEA 24	Tarvaris Jackson		9

Career Firsts

First	Date	Game	Result	Note
Game	09/09/07	WAS vs. MIA	W, 16-13	Made his NFL debut in the opening game of his rookie season
Start	09/09/07	WAS vs. MIA	W, 16-13	Started in his NFL debut
Sack	11/04/07	WAS at NYJ	W, 23-20	Dropped QB Kellen Clemens for an eight-yard loss
Interception	01/05/08	WAS at SEA	L, 14-35	Picked off a QB Matt Hasselbeck pass intended for WR Bobby Engram
Forced Fumble	10/26/08	WAS at DET	W, 25-17	Forced WR Calvin Johnson to fumble
Fumble Recovery	11/04/07	WAS at NYJ	W, 23-20	Recovered a S Sean Taylor fumble forced by C Nick Mangold
Multi-Interception Game	01/05/08	WAS at SEA	L, 14-35	Intercepted QB Matt Hasselbeck passes to WR Bobby Engram and WR Ben Obomanu

2011 Washington Redskins

Date	Opp	GP	GS	TT	S	A	Sk	Yds	Int	Yds	Lg	TD	PD	FF	FR	Yds	TD
9/11	NYG								INACTIVE								
9/18	ARZ								INACTIVE								
9/26	at DAL	1	1	7	5	2	-	-	-	-	-	-	1	1	-	-	-
10/2	at SL	1	1	7	5	2	-	-	-	-	-	-	1	-	-	-	-
10/16	PHI	1	1	9	7	2	-	-	-	-	-	-	-	-	-	-	-
10/23	at CAR	1	1	5	3	2	0.5	3.0	-	-	-	-	-	-	-	-	-
10/30	at BUF	1	1	8	6	2	-	-	-	-	-	-	-	-	-	-	-
11/6	SF	1	1	8	6	2	-	-	-	-	-	-	-	-	1	3	0
11/13	at MIA	1	1	8	6	2	-	-	-	-	-	-	-	-	-	-	-
11/20	DAL								INACTIVE								
11/27	at SEA	1	1	4	2	2	1.0	9.0	-	-	-	-	1	-	-	-	-
12/4	NYJ								INACTIVE								
12/11	NE								INACTIVE								
12/18	at NYG								Placed on Injured Reserve (12/16)								
2011 Totals		8	8	56	40	16	1.5	12.0	0	0	0	0	3	1	1	3	0

2010 Washington Redskins

Date	Opp	GP	GS	TT	S	A	Sk	Yds	Int	Yds	Lg	TD	PD	FF	FR	Yds	TD
9/12	DAL	1	1	18	16	2	-	-	-	-	-	-	1	-	-	-	-
9/19	HST	1	1	11	8	3	1.0	8	-	-	-	-	1	-	-	-	-
9/26	at SL	1	1	8	5	3	-	-	-	-	-	-	1	-	-	-	-
10/3	at PHI	1	1	8	5	3	-	-	-	-	-	-	1	-	-	-	-
10/10	GB	1	1	14	10	4	-	-	1	0	0	0	1	1	-	-	-
10/17	IND	1	1	11	8	3	-	-	-	-	-	-	1	-	1	0	0
10/24	at CHI	1	1	8	5	3	-	-	-	-	-	-	2	-	-	-	-
10/31	at DET	1	1	13	10	3	-	-	-	-	-	-	2	-	-	-	-
11/15	PHI	1	1	10	6	4	-	-	-	-	-	-	1	-	-	-	-
11/21	at TEN								INACTIVE								
11/28	MIN								INACTIVE								
12/5	at NYG								INACTIVE								
12/12	TB								INACTIVE								
12/19	at DAL								Placed on Injured Reserve (12/14)								
2010 Totals		9	9	101	73	28	1.0	8.0	1	0	0	0	11	1	1	0	0

2009 Washington Redskins

Date	Opp	GP	GS	TT	S	A	Sk	Yds	Int	Yds	Lg	TD	PD	FF	FR	Yds	TD
9/13	at NYG	1	1	8	8	0	-	-	-	-	-	-	1	-	-	-	-
9/20	SL	1	1	1	0	1	-	-	-	-	-	-	-	-	-	-	-
9/27	at DET	1	1	8	8	0	-	-	-	-	-	-	-	-	-	-	-
10/4	TB	1	1	7	6	1	-	-	-	-	-	-	-	-	-	-	-
10/11	at CAR	1	1	8	6	2	-	-	-	-	-	-	-	1	-	-	-
10/18	KC	1	1	4	2	2	-	-	-	-	-	-	-	-	-	-	-
10/26	PHI	1	1	5	5	0	-	-	-	-	-	-	-	-	-	-	-
11/8	at ATL	1	1	5	5	0	-	-	-	-	-	-	-	-	-	-	-
11/15	DEN	1	1	1	1	0	-	-	-	-	-	-	-	-	-	-	-
11/22	at DAL	1	1	8	5	3	-	-	-	-	-	-	1	-	-	-	-
11/29	at PHI	1	1	4	4	0	-	-	-	-	-	-	-	-	-	-	-
12/6	NO	1	1	13	12	1	1.0	11.0	-	-	-	-	3	-	-	-	-
12/13	at OAK	1	1	7	5	2	-	-	1	12	12	0	3	1	-	-	-
12/21	NYG	1	1	7	5	1	-	-	-	-	-	-	-	-	-	-	-
12/27	DAL	1	1	12	9	3	-	-	-	-	-	-	-	-	-	-	-
1/3	at SD								INACTIVE								
2009 Totals		15	15	97	81	16	1.0	11.0	1	12	12	0	8	2	0	0	0

2008 Washington Redskins

Date	Opp	GP	GS	TT	S	A	Sk	Yds	Int	Yds	Lg	TD	PD	FF	FR	Yds	TD
9/4	at NYG	1	1	6	6	0	0.5	4.0	-	-	-	-	1	-	-	-	-
9/14	NO	1	1	4	2	2	-	-	-	-	-	-	2	-	-	-	-
9/21	ARZ	1	1	7	5	2	-	-	-	-	-	-	1	-	-	-	-
9/28	at DAL	1	1	2	1	1	-	-	-	-	-	-	-	-	-	-	-
10/5	at PHI	1	1	2	2	0	-	-	-	-	-	-	-	-	-	-	-
10/12	SL	1	1	4	1	3	-	-	-	-	-	-	2	-	1	0	0
10/19	CLV	1	1	7	4	3	-	-	-	-	-	-	-	-	-	-	-
10/26	at DET	1	1	2	2	0	-	-	-	-	-	-	1	1	-	-	-
11/3	PIT	1	1	4	4	0	-	-	-	-	-	-	-	-	-	-	-
11/16	DAL	1	1	8	5	3	-	-	-	-	-	-	-	-	-	-	-
11/23	at SEA	1	1	4	4	0	-	-	1	13.0	13	0	1	-	-	-	-
11/30	NYG	1	1	7	5	2	-	-	-	-	-	-	-	-	-	-	-
12/7	at BLT	1	1	3	1	2	-	-	1	5.0	5	0	1	1	-	-	-
12/14	at CIN	1	1	3	3	0	-	-	-	-	-	-	-	-	-	-	-
12/21	PHI	1	1	5	4	1	-	-	-	-	-	-	2	-	-	-	-
12/28	at SF	1	1	1	1	0	-	-	-	-	-	-	-	-	-	-	-
2008 Totals		16	16	70	50	19	0.5	4.0	2	18.0	13	0	11	2	1	0	0

2007 Washington Redskins

Date	Opp	GP	GS	TT	S	A	Sk	Yds	Int	Yds	Lg	TD	PD	FF	FR	Yds	TD
9/9	MIA	1	1	4	2	2	-	-	-	-	-	-	-	-	-	-	-
9/17	at PHI	1	1	6	4	2	0.5	4.0	-	-	-	-	1	-	-	-	-
9/23	NYG	1	1	11	6	5	-	-	-	-	-	-	-	-	-	-	-
10/7	DET	1	1	3	1	2	-	-	-	-	-	-	1	-	-	-	-
10/14	at GB	1	1	2	1	1	-	-	-	-	-	-	-	-	-	-	-
10/21	ARZ	1	1	9	6	3	-	-	-	-	-	-	-	-	-	-	-
10/28	at NE	1	1	16	11	5	-	-	-	-	-	-	-	-	-	-	-
11/4	at NYJ	1	1	8	5	3	1.0	8.0	-	-	-	-	1	-	1	15	0
11/11	PHI	1	1	1	0	1	-	-	-	-	-	-	-	-	-	-	-
11/18	at DAL	1	1	6	5	1	-	-	-	-	-	-	-	-	-	-	-
11/25	at TB	1	1	6	5	1	-	-	-	-	-	-	-	-	-	-	-
12/2	BUF	1	1	8	6	2	-	-	-	-	-	-	-	-	-	-	-
12/6	CHI	1	1	5	3	2	-	-	-	-	-	-	2	-	-	-	-
12/16	at NYG	1	1	4	2	2	-	-	-	-	-	-	2	-	-	-	-
12/23	at MIN	1	1	3	2	1	-	-	-	-	-	-	-	-	-	-	-
12/30	DAL	1	1	5	3	2	-	-	-	-	-	-	-	-	-	-	-
2007 Totals		16	16	97	62	35	1.5	12.0	0	0	0	0	7	0	1	15	0

2007 Postseason

Date	Opp	GP	GS	TT	S	A	Sk	Yds	Int	Yds	Lg	TD	PD	FF	FR	Yds	TD
1/5	at SEA	1	1	4	4	0	0	0	2	2	2	0	2	0	0	0	0
Totals		1	1	4	4	0	0	0	2	2	2	0	2	0	0	0	0



26

CORNERBACK

HEIGHT: 5-9

WEIGHT: 190

AGE: 25 (as of opening weekend)

HOMETOWN: Whistler, AL

HIGH SCHOOL: C.F. Vigor (AL) HS

COLLEGE: West Virginia

HOW ACQUIRED: FA (01/05/11)

EXPERIENCE: NFL: 3rd • JETS: 2nd

Ellis LANKSTER

Follow Ellis

@EllisLankster26

NY

CAREER HIGHLIGHTS

- Rejoined the Jets prior to their Week Six game vs. MIA (10/17/11) after he was waived at the end of training camp. Appeared in seven of the final 11 games of the season, playing on special teams.

NY

CAREER TRANSACTIONS

- 01/03/12, NYJ, Re-Signed
- 10/11/11, NYJ, Signed, FA
- 09/03/11, NYJ, Waived
- 01/05/11, NYJ, Signed, Reserve/Future
- 09/04/10, BUF, Waived
- 04/26/09, BUF, D7 (220)

NY

SEASON-BY-SEASON REVIEW

2011 (JETS) After being waived following training camp, he returned to the team in Week Six and appeared on special teams in seven games...Posted a career-best nine special teams tackles and recovered two special teams fumbles to lead the team. **SEASON HIGHLIGHTS: (10/17 vs. MIA)**...Made his Jets debut on special teams after signing to the active roster six days earlier, his first NFL game since the 2009 season finale.

2009 (BUF) Made his NFL debut, appearing in five games, posting three tackles, one special teams tackle and a pass defensed. **SEASON HIGHLIGHTS: (11/29 vs. MIA)**...Recorded his first special teams tackle. **(11/15 at TEN)**...Saw his first action defensively, posting his first NFL tackle. **(10/4 at MIA)**...Made his NFL debut as he saw action on special teams in the fourth quarter.

NY

BEFORE THE NFL

- Played in 22 games, including 13 starts, in his two years at West Virginia...Finished with 84 tackles (56 solo) and four interceptions.
- Led West Virginia in punt returns with 20 returns for 171 yards (8.6 avg.) during his senior year.
- Named NJCAA All-Region and first-team all-state with 62 tackles, six interceptions, five pass breakups and two blocked field goals, including a school-record breaking 98-yard interception return for a score.

NY

OFF THE FIELD

- Graduated in 2008 with a degree in athletic coaching education.



74

CENTER

HEIGHT: 6-4

WEIGHT: 307

AGE: 28 (as of opening weekend)

HOMETOWN: Centerville, OH

HIGH SCHOOL: Archbishop Alter HS

COLLEGE: Ohio State

HOW ACQUIRED: D1b (29), 2006 NFL Draft

EXPERIENCE: NFL: 7th • JETS: 7th

Nick MANGOLD

Follow Nick

@nickmangold



CAREER HIGHLIGHTS

- Missed the only two games of his NFL career last season with an injury, appearing in 101 of a possible 103 games since being drafted in 2006.
- Earned his fourth-consecutive Pro Bowl appearance and garnered his third-consecutive *Associated Press* All-Pro honor after the 2011 season.
- He and left tackle D'Brickashaw Ferguson are the only two players who entered the league together to start their team's first 75 regular-season games on the same offensive line since 1970... Since being selected in the first round of the 2006 NFL Draft, he and Ferguson started 82 consecutive games together before Mangold missed his first NFL game in Week Three at OAK (9/25). The duo was also the first pair of offensive linemen selected by the same team in the first round since the Los Angeles Rams in 1975 (Dennis Harrah and Doug France).

- First center in Jets history to start every game his rookie season in 2006.
- Selected to the All-Rookie Team in 2006 as voted by *Pro Football Weekly* and the Pro Football Writers' Association, also mentioned as an AFC Offensive Rookie of the Year candidate by several publications and analysts.



CAREER TRANSACTIONS

- 08/25/10, NYJ, Signed, Contract Extension
- 04/29/06, NYJ, D1b* (29)

*In a three-team trade, Jets acquire 2006 D1 (29) from DEN, DEN acquired D1 (15 – Tye Hill) from ATL and ATL acquired DE John Abraham from NYJ and 2006 D3 (93 – Dominique Byrd) and 2007 D4 (121 – Marcus Thomas)

Career Statistics

Year	Team	GP	GS	Off PT	ST PT	Pen	Yds	FS	Hold	Sks All	Yds
2006	Jets	16	16	99.90	15.25	3	15	2	0	1.5	7.5
2007	Jets	16	16	99.61	14.21	1	10	0	1	1.5	10.0
2008	Jets	16	16	99.70	16.43	4	26	1	2	2.0	10.0
2009	Jets	16	16	99.81	15.95	2	19	0	2	2.0	11.0
2010	Jets	16	16	93.30	6.54	3	25	1	2	1.0	6.0
2011	Jets	14	14	82.16	0.00	3	25	0	2	3.0	12.0
Career Totals		94	94	95.75	11.40	16	120	4	9	11.0	56.5

Career Postseason Statistics

Date	Team	GP	GS
2006	Jets	1	1
2009	Jets	3	3
2010	Jets	3	3
Totals		7	7



SEASON-BY-SEASON REVIEW

2011 (JETS) Selected to the Pro Bowl for the fourth-consecutive season despite missing the first two games of his career as he missed Weeks Three and Four with and an injury sustained in Week Two... Part of an offensive line that helped QB Mark Sanchez establish career highs in completion percentage (56.7%), passing yards (3,474), passing touchdowns (26) and passer rating (78.2)...Paved the way for RB Shonn Greene to register the first 1,000-yard rushing season of his career as Greene averaged 4.2 yards per carry en route to 1,054 yards

rushing. **SEASON HIGHLIGHTS: (11/13 vs NE)**...Blocked for Sanchez as he threw for 306 yards, the third time that season he went over 300 yards passing. **(10/9 at NE)**...Returned to action after missing the first two games of his career at BLT (10/2) and at OAK (9/25). **(9/18 vs. JAX)**...Exited the game late in the first quarter with an injury. **(9/11 vs. DAL)**...In the season opener, protected Sanchez as he threw for 335 yards in the comeback victory.

2010 (JETS) Started all 16 games at center for the fifth-consecutive season as part of an offensive line that ranked fourth in the league in rushing (2,374 yards/148.4 yards per game) and allowed just 28 total



sacks, ranking eighth in the league...Helped Sanchez establish a career-high 54.8 completion percentage, 3,291 yards passing, 17 touchdowns and a 75.3 quarterback rating...Earned his third-consecutive Pro Bowl appearance. **POSTSEASON:** Started all three postseason games allowing Sanchez to complete 60.7% of his passes for 616 yards, five touchdowns, one interception and a 95.5 quarterback rating while only allowing three sacks...Paved the way for the club to rush for 359 yards and three touchdowns on 89 carries. **(AFC Championship: 1/23 at PIT)**...Helped protect Sanchez as he threw for 233 yards and two touchdowns, registering his second-consecutive passer rating of above 100. **(Divisional: 1/16 at NE)**...Did not allow a sack of Sanchez, helping him to throw for 194 yards and three touchdowns and achieve a 127.3 passer rating. **(Wild Card: 1/8 at IND)**...Part of an offensive line that paved the way for a postseason-high 169 yards rushing, including a pair of one-yard touchdown runs from RB LaDainian Tomlinson. **SEASON HIGHLIGHTS: (1/2 vs. BUF)**...Helped block for RB Joe McKnight's first-career game of 100-or-more yards as McKnight set a Jets season-high with 158 yards rushing, as part of a team season-best 276 yards rushing on 50 attempts. **(11/21 vs. HST)**...Helped protect Sanchez as he went over 300 yards passing for the second time, throwing for 315 yards, three touchdown passes and compiling a 100.2 rating. **(11/15 at CLV)**...Part of an offensive line that blocked for a season-high 456 yards of total offense, the second-consecutive week over 400 yards, including 284 yards passing and 172 yards rushing, in the overtime victory. **(11/7 at DET)**...Provided protection as Sanchez established a career-best 336 yards passing as part of an offensive attack that gained 437 total yards. **(10/3 at BUF)**...Paved the way for both Tomlinson (19-133-2) and Greene (22-117) to both surpass 100 yards rushing as part of an offense that gained 273 total yards on the ground. **(9/26 at MIA)**...Part of an offensive line that did not allow a sack, protecting Sanchez as he threw for three touchdowns and had a passer rating above 120 for the second-consecutive week. **(9/19 vs. NE)**...Allowed Sanchez to compile a 124.3 passer rating, the highest regular-season rating of his career, as he completed 70% of his passes (21-of-30) for 220 yards and three touchdowns...Part of an offense that maintained possession for 20:02 of the second half, outscoring NE 18-0 for the 28-14 victory.

2009 (JETS) Anchored the Jets rushing attack that finished number-one in the NFL, averaging 172.3 yards per game (4.5 yards per rush) and set the franchise season rushing record with 2,756 rushing yards...Part of an offensive line in which all five players started 32 consecutive regular-season games together (dating back to the start of the 2008 season) and three postseason games, the longest current streak in the NFL...Voted to the Pro Bowl as a starter for the second-consecutive season. **(Divisional: 1/17 at SD)**...Paved the way as the Jets gained 169 rushing yards...Blocked for Greene's second-consecutive postseason game with more than 100 yards (128) and a touchdown. **(Wild Card: 1/9 at CIN)**...Part of an offensive line that helped clear the way for 171 rushing yards on 41 carries (4.2 avg.), including two rushing touchdowns...Helped Greene rush for 135 yards, which tied him for the second-highest rushing total in Jets postseason history, and a touchdown. **SEASON HIGHLIGHTS: (1/3 vs. CIN)**...Part of a unit that helped the Jets gain 257 rushing yards on a season-high 57 carries...Marked the fifth time that season the Jets passed the 200-yard rushing mark. **(12/27 at IND)**...Helped clear the way for the team's 202 rushing yards, including RB Thomas Jones' seventh game of the season with more than 100 yards (105). **(12/13 at TB)**...Helped block for the team's fifth game that season with at least 175 rushing yards...Part of an offensive line that helped the Jets score 26 points, gain 310 yards in 67

offensive plays (4.6 avg.) and maintain possession for 34:06. **(12/3 at BUF)**...Cleared the way for a rushing attack of 249 yards on 43 carries, including Jones' sixth game of the season with over 100 rushing yards (109). **(10/25 at OAK)**...Contributed to an offensive unit that produced 316 rushing yards, making the Jets the sixth team in NFL history to rush for more than 300 yards in back-to-back games...Helped the team score four rushing touchdowns, the most in a single game since the club registered five vs. NE, 09/26/93. **(10/18 vs. BUF)**...Keyed a Jets ground game that produced the second-highest rushing total in franchise history (318 yards on 40 carries)...Helped Jones set a franchise record with 210 rushing yards on 22 carries, including a 71-yard score (second-longest rushing TD in team history).

2008 (JETS) Part of an offensive line in which all five players started all 16 games...First-time Pro Bowler Jones led the AFC in rushing (1,312 yards) as the Jets finished ninth in rushing in the NFL (125.3 per game) and fifth in yards per carry (4.7)...Voted to the Pro Bowl as a starter for the first time. **SEASON HIGHLIGHTS: (12/14 vs. BUF)**...Helped pave the way for the Jets' 165 yards rushing and 6.5 yards per-carry average, including a 47-yard touchdown run by RB Leon Washington. **(11/30 vs. DEN)**...Key to a Jets ground game which averaged 7.5 yards per carry, featuring 138 yards and two touchdowns by Jones. **(11/23 at TEN)**...Played a role in Jets 192-yard rushing performance in victory over previously unbeaten TEN, which included a 61-yard touchdown run by Washington. **(11/9 vs. SL)**...Line led the way for the Jets 206-yard rushing performance on 43 carries, while allowing no sacks in victory. **(10/19 at OAK)**...Helped Jets running backs to rush for season-high 242 yards on 33 carries (7.3 yards per carry).

2007 (JETS) Started all 16 games at center for the second-consecutive season. **SEASON HIGHLIGHTS: (12/2 at MIA)**...Helped pave the way for 163 rushing yards and three rushing touchdowns. **(11/18 vs. PIT)**...Part of the line that led the way for Jones' third 100-yard rushing performance of the season against the number-one ranked defense in the NFL at the time. **(10/14 vs. PHI)**...Part of an offensive line that assisted on Jones' 130-yard rushing performance. **(9/23 vs. MIA)**...Paved the way for Jones' 110 rushing yards on 25 carries.

2006 (JETS) Became the first rookie center in Jets history to start all 16 games...Also started the postseason game. **POSTSEASON: (Wild Card: 1/7 at NE)**...Helped protect QB Chad Pennington as he threw for 300 yards and a touchdown. **SEASON HIGHLIGHTS: (12/17 at MIN)**...Helped Pennington throw for 339 yards. **(12/3 at GB)**...Helped the Jets rush for 178 yards, including RB Cedric Houston's first-career 100-yard performance. **(10/22 vs. DET)**...Helped six Jets rush for a season-high 221 yards and three touchdowns. **(10/8 at JAX)**...Helped Washington record the first 100-yard rushing performance of his career. **(9/10 at TEN)**...In his first-career game, protected Pennington as he threw for 319 yards and two touchdowns in the opening week victory.



BEFORE THE NFL

- Three-year starter for Ohio State, serving as a co-captain his senior season.
- Was an Outland Trophy finalist, as well as a finalist for the Rimington Trophy, presented to the top center in the country, after not allowing a sack his entire senior season.
- Started every game at center in 2005, helping the Ohio State offense generate 5,068 yards, an average of 422.3 yards per game.

- Three-year starter on both offense and defense, and a first-team All-Ohio pick as a senior at Archbishop Alter (OH) HS.

NY

OFF THE FIELD

- Mangold and his wife, Jenny, were married in April 2007 and had their first child, Matthew, in 2011.
- Grew up in Centerville, OH with CIN K Mike Nugent and GB LB A.J. Hawk, and all three attended Ohio State.
- Earned three letters in wrestling and two in track (shot put).
- Joined New York Jets Owner Robert W. Johnson IV for the commissioning of the USS New York, which was constructed from steel from the World Trade Center.
- Appeared on Rachael Ray Show Super Bowl week in 2009 as part of a cooking competition in which he made chili.
- One of the Jets spokesmen for annual Taste of the NFL in New York City, to help raise money to fight hunger in the New York metropolitan area the past two seasons.
- Participated in Atlantic Health Jets Training Center groundbreaking in 2007.
- Hosted the NFL's "Take a Player to School" 2008 winners announcement and attended Veterans Memorial Elementary School in Union City, NJ in December 2008 with student Donovan Sanchez.
- Helped raise money and provide holiday cheer for terminally ill children at the Marty Lyons Foundation Holiday Party in 2006.
- Has three younger sisters...His sister Holley was an offensive lineman at Archbishop Alter HS, the first girl to play on the line in an Ohio Division III high school football game, and made the 2012 US Olympic weightlifting team...Nick and Holley appeared on "The Today Show" before the start of the 2007 season.
- Has his own website, nickmangold.net.



53

LINEBACKER

HEIGHT: 6-1

WEIGHT: 245

AGE: 25 (as of opening weekend)

HOMETOWN: Fallon, NV

HIGH SCHOOL: Churchill (NV) HS

COLLEGE: Nevada

HOW ACQUIRED: Undrafted FA (08/17/09)

EXPERIENCE: NFL: 3rd • JETS: 4th

Josh MAUGA
pronounced: Moan-GAH

NY

CAREER HIGHLIGHTS

- Played in all 16 games last season after appearing in eight in 2010...Posted career-highs in tackles (21), and special teams tackles (20) while registering the first interception of his career.

NY

CAREER TRANSACTIONS

- 10/26/10, NYJ, Signed from NYJ Practice Squad
- 09/06/10, NYJ, Signed, Practice Squad
- 09/04/10, NYJ, Waived
- 01/06/10, NYJ, Signed, Reserve/Future
- 12/09/09, NYJ, Signed, Practice Squad
- 08/28/09, NYJ, Waived
- 08/17/09, NYJ, Signed, Undrafted FA

Career Statistics

Year	Team	GP	GS	TT	S	A	Sk	Yds	Int	Yds	Lg	TD	PD	FF	FR	Yds	TD
2010	Jets	8	0	3	1	2	0.0	0.0	0	0	0	0	0	0	0	0	0
2011	Jets	16	1	21	15	6	0.0	0.0	1	11	11	0	0	0	0	0	0
Career Totals		24	1	24	16	8	0.0	0.0	1	11	11	0	0	0	0	0	0

Additional Statistics

Special Teams Tackles: 35 (Career): 20 (2011); 15 (2010)

Career Bests

Tackles: 5 (01/01/12 at MIA)

Career Postseason

Year	Team	GP	GS	TT	S	A	Sk	Yds	Int	Yds	Lg	TD	PD	FF	FR	Yds	TD
2010	Jets	3	0	0	0	0	0.0	0.0	0	0	0	0	0	0	0	0	0
Totals		3	0	0	0	0	0.0	0.0	0	0	0	0	0	0	0	0	0

Additional Postseason Statistics

Special Teams Tackles: 3 (Career): 3 (2010)

NY

SEASON-BY-SEASON REVIEW

2011 (JETS) Played in all 16 games and earned the first start of his career...Finished with a career-high 21 tackles on defense and 20 on special teams. **SEASON HIGHLIGHTS: (10/23 vs. SD)**...Made the first start of his career at OLB. **(9/18 vs. JAX)**...Intercepted the first pass of his career, when he leaped to pick off a toss by QB Luke McCown.

2010 (JETS) Played in eight of 10 games after signing from the practice squad on 10/26...Saw most of his playing time on special teams, finishing tied for fourth on the team with 15 special teams tackles...Saw limited action on defense recording four tackles, including one tackle-for-loss and one quarterback hit. **POSTSEASON:** Active for all three postseason games finishing in a tie for second with three special teams tackles. **(Wild Card: 1/9 at IND)**...Made his postseason debut. **SEASON HIGHLIGHTS: (12/12 vs. MIA)**...Saw action on defense for the first time as he stepped in for an injured LB David Harris...Registered his first defensive tackle. **(11/7 at DET)**...Recorded the first two special teams tackles of his career. **(10/31 vs. GB)**...Made his NFL debut.

NY

BEFORE THE NFL

- In his senior season at Nevada, collected 54 tackles, 7.5 tackles-for-loss and 3.5 sacks despite playing with a torn pectoral muscle.
- The WAC leader in tackles (11.7 per-game avg.) through the first seven games of the 2007 season then, an MCL injury kept him out until he posted 11 tackles in Nevada's bowl loss to New Mexico.
- Named the 2004 High Desert League Defensive Player of the Year in his senior year at Churchill County (NV) High School.
- Was also an all-league running back as a junior and senior.

NY

OFF THE FIELD

- Was the the top-ranked heavyweight wrestler in the state of Nevada.
- Majored in business.
- Full name is Joshua Talalemotu Mauga.



51

LINEBACKER

HEIGHT: 6-4

WEIGHT: 240

AGE: 24 (as of opening weekend)

HOMETOWN: Baltimore, MD

HIGH SCHOOL: Mount Hebron (MD) HS

COLLEGE: Penn State

HOW ACQUIRED: FA (08/17/11)

EXPERIENCE: NFL: 4th • JETS: 2nd

Aaron MAYBIN

Follow Aaron

@AaronMaybin51

NY

PRO CAREER

- Last season, played in 13 games after re-joining the Jets before Week Four and led the team in sacks (six) and forced fumbles (four).

NY

CAREER TRANSACTIONS

- 04/16/12, NYJ, Re-signed, RFA
- 09/28/11, NYJ, Signed, FA
- 09/04/11, NYJ, Waived
- 08/17/11, NYJ, Signed, FA
- 08/15/11, BUF, Waived
- 04/25/09, BUF, D1a (11)

Career Statistics

Year	Team	GP	GS	TT	S	A	Sk	Yds	Int	Yds	Lg	TD	PD	FF	FR	Yds	TD
2009	BUF	16	0	16	9	7	0.0	0.0	0	0	0	0	0	0	0	0	0
2010	BUF	10	0	7	5	2	0.0	0.0	0	0	0	0	0	0	0	0	0
2011	Jets	13	0	15	10	5	6.0	32.0	0	0	0	0	0	4	0	0	0
Career Totals		39	0	38	24	14	6.0	32.0	0	0	0	0	0	4	0	0	0

Additional Statistics

Special Teams Tackles: 2 (Career); 2 (2011)

Special Teams Forced Fumbles: 1 (Career); 1 (2009)

Career Bests

Tackles: 4 (09/26/10 at NE)

Sacks: 2 (11/27/11 vs. BUF)

Forced Fumbles: 2 (10/17/11 vs. MIA)

Career Sacks

Date	Opp	Qtr	Dwn	Last LOS	Quarterback	Shared With	Yds
10/02/11	NYJ at BLT	3	3	BLT 25	Joe Flacco	-	0**
10/17/11	NYJ vs. MIA	4	2	MIA 37	Matt Moore	-	4**
10/23/11	NYJ vs. SD	1	3	SD 19	Philip Rivers	-	7
11/27/11	NYJ vs. BUF	2	3	NYJ 47	Ryan Fitzpatrick	-	2
11/27/11	NYJ vs. BUF	2	3	BUF 20	Ryan Fitzpatrick	-	8
12/04/11	NYJ at WAS	4	3	WAS 20	Rex Grossman	-	11**

**Forced Fumble

Career Fumbles

Date	Opp	Qtr	Dwn	Last LOS	Fumbled	Forced	Recovered	Yds
12/13/09	BUF at KC	2	-	Kickoff	WR Lance Long	Maybin	Long	-
10/02/11	NYJ at BLT	3	3	BLT 25	QB Joe Flacco	Maybin**	DT Marcus Dixon	0
10/17/11	NYJ vs. MIA	2	1	MIA 20	RB Reggie Bush	Maybin	MIA	-
10/17/11	NYJ vs. MIA	4	2	MIA 37	QB Matt Moore	Maybin**	MIA	-
12/04/11	NYJ at WAS	4	3	WAS 20	QB Rex Grossman	Maybin**	LB Calvin Pace	0

**Caused on a sack

Career Firsts

First	Date	Game	Result	Note
Game	09/14/09	BUF at NE	L, 24-25	Made his NFL debut in the first game of his rookie season on Monday Night Football
NYJ Game	10/02/11	NYJ at BLT	L, 17-34	Signed in training camp, he was released prior to the start of the regular season, but re-signed prior to the Sunday Night game at BLT and made his NYJ debut less than 15 miles from his hometown of Ellicott City, MD
Sack	10/02/11	NYJ at BLT	L, 17-34	Sacked Joe Flacco for a zero-yard loss, forcing a fumble that would be recovered by teammate Marcus Dixon
Forced Fumble	12/13/09	BUF at KC	W, 16-10	Forced a WR Lance Long fumble on a kickoff, that Long would recover
NYJ Forced Fumble	10/02/11	NYJ at BLT	L, 17-34	Forced a fumble by QB Joe Flacco that was recovered by his teammate Marcus Dixon after sacking Flacco for a zero-yard loss

NY SEASON-BY-SEASON REVIEW

2011 (JETS) After he was waived following training camp, re-joined the team prior to Week Four...In 13 games played, finished as the team leader with six sacks and four forced fumbles. **SEASON HIGHLIGHTS: (12/4 at WAS)**...With the Jets holding a 20-16 lead with under 5:00 to play in the fourth quarter, sacked QB Rex Grossman, causing a fumble that would be recovered by LB Calvin Pace at the WAS 9 and lead to a touchdown two plays later. **(11/27 vs. BUF)**...Logged a career-best two sacks against his former team. **(10/2 at BLT)**...Made his Jets debut after re-joining the team four days prior...Notched the first sack of his career when he brought down QB Joe Flacco.

2010 (BUF) Played in 10 games, posting seven tackles.

2009 (BUF) Appeared in 16 games as a rookie, collecting 16 tackles on defense and forcing a fumble on special teams.

NY BEFORE THE NFL

- Played in 26 games, starting 10, at Penn State, recording 61 tackles (38 solos) with 16 sacks.
- As a junior, played at left defensive end...Started 11 of 10 games during the season...Was selected as first team All-America by the Associated Press, Walter Camp Football Foundation, Football Writers Association of America (FWAA), CBSSports.com and CollegeFootballNews.com...Named second-team All-American by The NFL Draft Report and The Sporting News... Chosen as NCAA Defensive Player of the Year by the Pigskin Club of Washington, D.C... Was one of three finalists for the Bednarik Award, presented to the nation's top defensive player...Was among the six finalists for the Ted Hendricks Defensive End of the Year Award... All-Big Ten Conference first-team choice...totaled twelve sacks for minus 78 yards... Finished third in the conference and tied for eighth nationally with an average of 1.54 tackles for loss per game... Led the Lions with 20.0 stops for losses totaling 94 yards... Ranked sixth on the squad with 49 tackles (30 solos), adding one pressure, three forced fumbles and three pass deflections... Had at least one tackle behind the line of scrimmage in each of the thirteen games he played in, including at least one sack in ten contests.
- Earned 2005 *Baltimore Sun* All-Metro team, second-team big

school All-State and first-team All-Howard County accolades in HS...As a junior, he produced 79 tackles with nine sacks, followed by 10 sacks and 80 tackles in his final season.

NY OFF THE FIELD

- Majored in integrative arts and communications.
- Was a member of his church choir in Baltimore.
- Cousin, Cameron Maybin, is an outfielder for the San Diego Padres.
- Has a non-profit foundation called Project Mayhem...Project Mayhem was established to provide aid, both personal and economic, to help underprivileged and at risk youth excel beyond their current conditions. Throughout the year, Aaron holds different fundraising events as well as football camps and art programs to benefit the youth in his home state of Maryland and his football home in Western New York.

2011 New York Jets

Date	Opp	GP	GS	TT	S	A	Sk	Yds	Int	Yds	Lg	TD	PD	FF	FR	Yds	TD
9/11	DAL																
9/18	JAX								NOT WITH TEAM								
9/25	at OAK																
10/2	at BLT	1	0	1	1	0	1.0	0.0	-	-	-	-	-	1	-	-	-
10/9	at NE	1	0	1	0	1	-	-	-	-	-	-	-	-	-	-	-
10/17	MIA	1	0	2	2	0	1.0	4.0	-	-	-	-	-	2	-	-	-
10/23	SD	1	0	1	1	0	1.0	7.0	-	-	-	-	-	-	-	-	-
11/6	at BUF	1	0	-	-	-	-	-	-	-	-	-	-	-	-	-	-
11/13	NE	1	0	-	-	-	-	-	-	-	-	-	-	-	-	-	-
11/17	at DEN	1	0	-	-	-	-	-	-	-	-	-	-	-	-	-	-
11/27	BUF	1	0	3	2	1	2.0	10.0	-	-	-	-	-	-	-	-	-
12/4	at WAS	1	0	2	2	0	1.0	11.0	-	-	-	-	-	1	-	-	-
12/11	KC	1	0	1	0	1	-	-	-	-	-	-	-	-	-	-	-
12/18	at PHI	1	0	1	0	1	-	-	-	-	-	-	-	-	-	-	-
12/24	NYG	1	0	1	0	1	-	-	-	-	-	-	-	-	-	-	-
1/1	at MIA	1	0	2	2	0	-	-	-	-	-	-	-	-	-	-	-
2011 Totals		13	0	15	10	5	6.0	32.0	0	0	0	0	0	4	0	0	0

2010 Buffalo Bills

Date	Opp	P	S	TT	S	A	Sk	Yds	Int	Yds	Lg	TD	PD	FF	FR	Yds	TD
9/12	MIA	1	0	1	0	1	-	-	-	-	-	-	-	-	-	-	-
9/19	at GB	1	0	1	1	0	-	-	-	-	-	-	-	-	-	-	-
9/26	at NE	1	0	4	3	1	-	-	-	-	-	-	-	-	-	-	-
10/3	NYJ	1	0	0	0	0	-	-	-	-	-	-	-	-	-	-	-
10/10	JAX	1	0	0	0	0	-	-	-	-	-	-	-	-	-	-	-
10/24	at BLT								INACTIVE								
10/31	at KC								INACTIVE								
11/7	CHI								INACTIVE								
11/14	DET								INACTIVE								
11/21	at CIN								INACTIVE								
11/28	PIT	1	0	1	1	0	-	-	-	-	-	-	-	-	-	-	-
12/5	at MIN	1	0	0	0	0	-	-	-	-	-	-	-	-	-	-	-
12/12	CLV	1	0	0	0	0	-	-	-	-	-	-	-	-	-	-	-
12/19	at MIA	1	0	0	0	0	-	-	-	-	-	-	-	-	-	-	-
12/26	NE	1	0	0	0	0	-	-	-	-	-	-	-	-	-	-	-
1/2	at NYJ	1	0	0	0	0	-	-	-	-	-	-	-	-	-	-	-
2010 Totals		11	0	7	5	2	0.0	0.0	0	0	0	0	0	0	0	0	0



14

QUARTERBACK

HEIGHT: 6-2

WEIGHT: 225

AGE: 24 (as of opening weekend)

HOMETOWN: Southlake, TX

HIGH SCHOOL: Southlake Carroll (TX) HS

COLLEGE: Alabama

HOW ACQUIRED: D7a (208), 2011 NFL Draft

EXPERIENCE: NFL: 2nd • JETS: 2nd

Greg McELROY



Follow Greg

@GVMcElroy

NY

CAREER HIGHLIGHTS

- Missed his rookie season with a thumb injury that landed him on IR following the final preseason game.
- Led the team in passing yards during the 2011 preseason, completing 36-of-59 passes for 335 yards, two touchdowns and no interceptions for a passer rating of 87.9.

NY

CAREER TRANSACTIONS

- 09/04/11, NYJ, IR
- 04/30/11, NYJ, D7a* (208)

*Jets acquired 2011 D5 (153 – Jeremy Kerley) and 2011 D7 (208) from PHI for 2011 D5 (161 – Julian Vandervelde) and 2011 D6 (194 – Markell Carter)

NY

SEASON-BY-SEASON REVIEW

2011 (JETS) Suffered a thumb injury in the final preseason game vs. PHI (09/01/11) and was placed on IR (09/04/11).

NY

BEFORE THE NFL

- Appeared in 35 games at Alabama, starting his final 27 contests, compiled a 24-3 record as a starter to post the fourth-best winning percentage (88.89) by a quarterback in school history...Completed 436-of-658 attempts (66.3%) for 5,580 yards, 39 touchdowns and only 10 interceptions...Carried 114 times for 71 yards (0.62 avg.) and a pair of touchdowns...Set the school career-records for lowest interception percentage (1.52) and highest pass-completion percentage (66.3%).
- His pass-completion percentage also ranks third in SEC history, surpassed only by Tim Tebow of Florida (66.4%; 2006-09) and Tim Couch of Kentucky (67.2%; 1996-98)...His 39 career touchdown passes are topped by only John Parker Wilson (47; 2005-08) and Brodie Croyle (41; 2002-05) on Alabama's all-time list...Finished fourth in school history for pass completions (436), yards passing (5,580) and total offense (5,762).

- After serving as the backup to 2004 National High School Player of the Year QB Chase Daniel (now with NO) for three seasons at Southlake (TX) Carroll High School, took over as a starter in his senior season...Racked up 4,687 yards with 56 touchdowns and only nine interceptions in his one year as a starter...His 56 touchdowns set a new Texas high school record...Led his team to the Texas Class 5A state title, the team's third title in four seasons, and a high school national championship in 2005...Named Offensive Player of the Year in Texas, as he completed 321-of-450 pass attempts and ran for more than 700 yards and 12 touchdowns as a senior.

NY

OFF THE FIELD

- Completed his undergraduate degree in business marketing in three years, graduated in 2009 with a 3.86 GPA.
- Earned his master's degree in human environmental science with a concentration in sports management from Alabama.
- Four-time Academic All-Southeastern Conference choice.
- Won the Anson Mount Scholar-Athlete Award by *Playboy* magazine in 2009.
- As a senior, recognized as the 2010 Paul W. Bryant Student-Athlete Award, honoring an Alabama student-athlete for academic, athletic and community achievements.
- Recipient of the National Football Foundation National Scholar-Athlete Award and was a finalist for the William V. Campbell Trophy, known as the "Academic Heisman."
- Chosen as ESPN Academic All-American of the Year in 2010.
- Was a finalist for the Rhodes Scholarship.
- Father, Greg Sr., played football at the University of Hawai'i and is the Dallas Cowboys Senior Vice President of Sales and Marketing.



50

LINEBACKER

HEIGHT: 6-3

WEIGHT: 255

AGE: 27 (as of opening weekend)

HOMETOWN: South Lake Tahoe, CA

HIGH SCHOOL: South Lake Tahoe HS

COLLEGE: Fresno State

HOW ACQUIRED: FA (02/09/11)

EXPERIENCE: NFL: 2nd • JETS: 2nd

Garrett McINTYRE

NY

PRO CAREER

- After initially entering the NFL as an Undrafted FA in 2006, McIntyre made his debut last season, appearing in 13 games, making three starts.

NY

CAREER TRANSACTIONS

- 02/09/11, NYJ, Signed, FA
- 09/30/06, FA, Reserve/Suspended
- 08/29/06, TEN, Waived
- 08/22/06, TEN, Claimed off Waivers (ARZ)
- 08/21/06, ARZ, Waived
- 08/16/06, ARZ, Signed, FA
- 06/02/06, SEA, Waived
- 05/05/06, SEA, Signed, Undrafted FA

NY

SEASON-BY-SEASON REVIEW

2011 (JETS) Returned to the NFL after playing two seasons in both in the AFL and CFL and saw action in 13 games, making three starts, posting 10 tackles on defense and 18 on special teams...Also forced two fumbles on special teams. **SEASON HIGHLIGHTS: (at DEN 11/17)...** Earned his first NFL start at OLB and recorded four tackles. **(vs. DAL 9/11)...** Made his NFL debut and led the team in special teams tackles with three.

NY

BEFORE THE NFL

- Played for the Hamilton Tiger-Cats of the CFL from 2009-10 recording 51 tackles and nine sacks.
- Member of the San Jose SaberCats of the AFL from 2007-08, posting 18 tackles (14 solo) and six sacks on defense and one reception and one touchdown on offense.
- Named one of college football's top 100 players by ESPN.com after his senior season at Fresno State and first-team All-WAC honoree, appearing in 38 games including 27 starts with 106 tackles (61 solo), 30 tackles for loss of 175 yards and 18 sacks for 137 yards.
- At South Lake Tahoe (CA) HS, he was named Defensive Player of the Year in the Northern Nevada League and was selected to the all-region and all-league teams his junior and senior years.

NY

OFF THE FIELD

- Majored in construction management.



25

RUNNING BACK

HEIGHT: 5-11

WEIGHT: 205

AGE: 24 (as of opening weekend)

HOMETOWN: River Ridge, LA

HIGH SCHOOL: John Curtis (LA) HS

COLLEGE: Southern California

HOW ACQUIRED: D4 (112), 2010 NFL Draft

EXPERIENCE: NFL: 3rd • JETS: 3rd

Joe McKNIGHT

Follow Joe

@OfficialJoeJet

NY

PRO CAREER

- Finished the season with a 31.6 kickoff-return average, the highest single-season total in Jets history and best since Ron Brown's 32.8 average for LA Rams in 1985 of any returner with at least 20 returns.
- Has been responsible for two scores in his career. The first came when he blocked a punt (vs. DAL 9/11/11), which was returned by teammate Isaiah Trufant for a score. The second score came when McKnight recorded the longest play in Jets history, a 107-yard kickoff return for a touchdown (at BLT 10/2/11).

Joe McKnight's Career Statistics

Year	Team	GP	GS	Rushing					Receiving				
				Rush	Yds	Avg	Lg	TD	Rec	Yds	Avg	Lg	TD
2010	Jets	9	1	39	189	4.8	18	0	3	20	6.7	5	0
2011	Jets	15	0	43	134	3.1	11	0	13	139	10.7	27	0
Career Totals		24	1	82	323	3.9	18	0	16	159	9.9	27	0

Joe McKnight's Career Return Statistics

Year	Team	PR	FC	Punt Returns				Kickoff Returns				
				Yds	Avg	Lg	TD	KR	Yds	Avg	Lg	TD
2010	Jets	2	0	43	21.5	25	0	3	60	20.0	28	0
2011	Jets	5	0	26	5.2	12	0	34	1073	31.6	107t	1
Career Totals		7	0	69	9.9	25	0	37	1133	30.6	107t	1

Additional Statistics

Fumbles Lost: 2 (Career); 2 (2011)

Special Teams Tackles: 11 (Career); 3 (2011); 8 (2010)

Special Teams Forced Fumbles: 1 (Career); 1 (2011)

Blocked Punts: 1 (Career); 1 (2011)

Career Bests

Rushing Attempts: 32 (01/02/11 vs. BUF)

Rushing Yards: 158 (01/02/11 vs. BUF)

Longest Rush: 18 (01/02/11 vs. BUF)

Receptions: 6 (11/17/11 at DEN)

Receiving Yards: 62 (11/17/11 at DEN)

Longest Reception: 27 (12/18/11 at PHI)

*Longest Play in NYJ History

NY

CAREER TRANSACTIONS

- 04/24/10, NYJ, D4* (112)

*Jets acquired 2010 D4 (112) from CAR for 2010 D4 (124 – Eric Norwood) and 2010 D6 (198 – David Gettis)

Career Postseason

Year	Team	GP	GS	Rushing					Receiving				
				Rush	Yds	Avg	Lg	TD	Rec	Yds	Avg	Lg	TD
2010	Jets	2	0	1	2	2.0	0	0	0	0	0	0	0
Totals		2	0	1	2	2.0	0	0	0	0	0	0	0

Additional Postseason Statistics

Special Teams Tackles: 1 (Career): 1 (2010)

DID YOU KNOW?

Joe McKnight, the nation's number one high school prospect when he came out of John Curtis (LA) HS in 2007, thought he was ranked number two after current Panthers QB Jimmy Clausen and did not know he was number one until an *ESPN the Magazine* article in 2010.

SEASON-BY-SEASON REVIEW

2011 (JETS) SEASON HIGHLIGHTS: One of four Jets players to earn *Pro Football Weekly* MidSeason All-Pro team honors, the first such recognition of his career, after averaging 40.2 yards per kick return on 15 returns, including the longest play in Jets franchise history, a 107-yard return for a touchdown at BLT (10/2). **(11/17 at DEN)**...Saw extended action after starter Shonn Greene left the game due to an injury in the first quarter and finished the game with a career-high six catches for 62 yards and a season-high in both rushes (16) and rushing yards (59). **(10/9 at NE)**...Registered two more kickoff returns of 40-or-more yards, a 43-yard return in the first quarter and an 88-yard return in the third quarter that led to a touchdown three plays later. **(10/2 at BLT)**...Registered the second big special teams play of the season when he returned a kickoff 107 yards for a touchdown in the first quarter...Surpassed former Jets WR Brad Smith's 106-yard kickoff return at IND (12/27/09) as the longest play in Jets history. **(9/11 vs. DAL)**...Blocked a Mat McBriar punt in the fourth quarter that was returned 18 yards for a TD by Isaiah Trufant...The score tied the game at 24.

2010 (JETS) Played in nine games, with one start, in his rookie season...Spent the first three weeks of the regular season inactive after a pre-season that saw him lose three fumbles...Finished the season with 39 carries for 189 yards (4.8 avg.) and three receptions for 20 yards...Averaged 21.5 yards on his two punt returns and 20.0 yards on his three kickoff returns...Recorded eight special teams tackles. **POSTSEASON:** After he was inactive for the Wild Card win at IND, 01/09/11, played in his first two postseason games, rushing once for two yards and recorded one special teams tackle. **(Divisional: 1/16 at NE)**...Made his postseason debut and ran once for two yards. **SEASON HIGHLIGHTS: (1/2 vs. BUF)**...Made the first start of his career and posted his first 100-yard rushing effort in the season finale when he ran 32 times for a Jets season-high 158 yards (4.9 avg.)...Caught two passes for 15 yards and returned one punt for 25 yards...His 198 total yards were the most by a Jets rookie since KR Justin Miller had 221 vs. BUF, 01/01/06. **(12/26 at CHI)**...Recorded the first kickoff returns of his career when he returned three kicks for 60 yards with a long of 28. **(12/12 vs. MIA)**...Caught the first pass of his career when he pulled in a five-yard reception from QB Mark Sanchez, his former collegiate teammate. **(12/6 at NE)**...Regis-

tered three carries for 19 yards and returned one punt for 18 yards, the first punt return of his career. **(10/3 at BUF)**...Made his NFL debut after he was inactive for the first three games...Ran for 12 yards on four carries, gaining six yards on the first carry of his career.



BEFORE THE NFL

- Finished his college career with 2,213 yards rushing to rank 14th on Southern California's career list...Surpassed 100 yards rushing in a game seven times in his career and accrued 100 all-purpose yards in a game 14 times in his career.
- As a junior, was again named All-Pac-10 honorable mention after leading the team with 1,014 yards and eight touchdowns on 164 carries and adding 22 receptions for 146 yards...Returned four punts for 41 yards and two kickoffs for 50 yards.
- As a senior in high school, garnered *Parade* All-American Co-MVP, *USA Today* All-USA first team, EA Sports All-American first team, *Super Prep* All-American, *Prep Star* All-American, *Lemming* All-American, *Super Prep* Elite 50, *Prep Star* 100, *Rivals.com* 100, *Super Prep* All-Southwest, *Prep Star* All-Southeast, *Scout.com* All-Southwest and All-State MVP.
- Finished his senior year with 1,928 all-purpose yards and 30 touchdowns...Had 711 rushing yards and 14 touchdowns on 46 carries, 739 receiving yards and 13 touchdowns on 24 catches and collected 268 yards on 12 punt returns and 173 yards on five kickoff returns...As a defensive back, contributed 10 tackles, eight deflections and one interception.
- Scored 22 touchdowns in his junior season, nine rushing, five receiving, four on punt returns, three on interception returns and one on a kickoff return...Displaced from his hometown by Hurricane Katrina and played two games for Evangel Christian Academy in Shreveport (LA) before finishing the season back at John Curtis.
- Spent the first two years of his high school career playing cornerback.



OFF THE FIELD

- He also sprinted for the John Curtis High School track team, with a best of 10.4 in the 100 meters (he won the state 100 in 2006 and was second in 2007).
- He has a son, Jaiden.
- His sister, Johanna, was on the basketball (guard) and track (sprints/jumps) teams at the University of Richmond.

Career Firsts

First	Date	Game	Result	Note
Game	10/03/10	NYJ at BUF	W, 38-14	Made his NFL debut in the fourth game of his rookie season
Start	01/01/11	NYJ vs. BUF	W, 38-7	Started in the season-finale of his rookie season as both Shonn Greene and LaDainian Tomlinson rested for the playoffs
Rushing Attempt	10/03/10	NYJ at BUF	W, 38-14	Ran up the middle for a six-yard gain in the fourth quarter
Reception	12/12/10	NYJ vs. MIA	L, 6-10	Caught a five-yard pass from QB Mark Sanchez
100-Yard Game	01/01/11	NYJ vs. BUF	W, 38-7	Carried 32 times for 158 yards, tied for the 13th best rushing performance that season and tied for the second best by a rookie (LeGarrette Blount, 164 yards)
Punt Return	12/06/10	NYJ at NE	L, 3-45	Returned a 45-yard punt by Zoltan Mesko 18 yards to the 50
Kickoff Return	12/26/10	NYJ at CHI	L, 34-38	Returned a Robbie Gould kickoff 14 yards to the NYJ 33
Return Touchdown	10/02/11	NYJ at BLT	L, 17-34	Returned a Billy Cundiff kickoff 107 yards to establish a new NYJ record for the longest play in team history

Career Awards

Week/Season	Award/Honor
October, 2011	AFC Special Teams Player of the Month
2011	PFW/PFWA All-NFL (Kick Returner)
2011	<i>Sporting News</i> All-Pro (Kick Returner)



65

GUARD

HEIGHT: 6-3

WEIGHT: 305

AGE: 32 (as of opening weekend)

HOMETOWN: Gary, IN

HIGH SCHOOL: West Side (IN) HS

COLLEGE: Illinois

HOW ACQUIRED: Undrafted FA (04/29/02)

EXPERIENCE: NFL: 10th • JETS: 10th

Brandon MOORE

NY

CAREER HIGHLIGHTS

- Was selected to his first Pro Bowl team in 2011.
- Has started 121 consecutive games at right guard, including the Jets last nine postseason games...His 121 straight starts are the most of any active guard and the third-most of all active offensive linemen.
- Ranks tied for sixth in Jets history for games played (128) by an offensive lineman.
- Part of two offensive lines that paved the way for rushing champions: Curtis Martin (1,697, 2004 NFL rushing title); Thomas Jones (1,312, 2008 AFC rushing title)...The 2004 rushing total (2,388) ranked second all-time in club history, while the 2008 rushing average (4.7) set a franchise record.
- Blocked for seven different players (Martin, Leon Washington, Cedric Houston, Jones, Shonn Greene, LaDainian Tomlinson and Joe McKnight) that rushed for 100-or-more yards 33 different times.
- Allocated to Scottish Claymores of NFL Europe in 2003, where he played guard on a team that went 6-4.
- Switched to offensive guard from defensive tackle during the Jets 2002 training camp and was signed to the Jets practice squad on the day before Christmas in 2002.

NY

CAREER TRANSACTIONS

- 03/02/09, NYJ, Signed, FA
- 02/26/09, NYJ, Released
- 11/02/04, NYJ, Signed, Contract Extension
- 10/22/03, NYJ, Signed from NYJ Practice Squad
- 09/30/03, NYJ, Signed, Practice Squad
- 09/05/03, NYJ, Terminated from Practice Squad
- 09/02/03, NYJ, Signed, Practice Squad
- 08/31/03, NYJ, Waived
- 01/30/03, NYJ, Allocated to NFL Europe
- 01/14/03, NYJ, Signed, Reserve/Future
- 12/24/02, NYJ, Signed, Practice Squad
- 08/26/02, NYJ, Waived
- 04/29/02, NYJ, Signed, Undrafted FA

Career Statistics

Year	Team	GP	GS	Off PT	ST PT
2003	Jets	3	1	10.43	1.22
2004	Jets	13	13	77.45	12.08
2005	Jets	16	16	99.47	13.13
2006	Jets	16	16	99.71	15.73
2007	Jets	16	16	98.46	14.45
2008	Jets	16	16	99.90	16.43
2009	Jets	16	16	98.57	15.73
2010	Jets	16	16	94.82	16.24
2011	Jets	16	16	99.08	10.22
Career Totals		128	126	86.43	12.80

Career Postseason Statistics

Date	Team	GP	GS
2004	Jets	2	2
2006	Jets	1	1
2009	Jets	3	3
2010	Jets	3	3
Career		9	9

NY

SEASON-BY-SEASON REVIEW

2011 (JETS) Selected to the Pro Bowl for the first time in his career and started all 16 games for the seventh-consecutive season...Has started 121 consecutive games, the longest streak among all active guards in the NFL, and the third-highest among all active offensive linemen...Part of an offensive line that helped QB Mark Sanchez establish career-highs in completion percentage (56.7%), passing yards (3,474), passing touchdowns (26) and passer rating (78.2)...Paved the way for RB Shonn Greene to register the first 1,000-yard rushing season of his career as Greene averaged 4.2 yards per carry en route to 1,054 yards rushing. **SEASON HIGHLIGHTS: (11/13 vs NE)**...Blocked for Sanchez as he threw for 306 yards, the third time that season he went over 300 yards passing. **(9/25 at OAK)**...Part of an offensive line that protected Sanchez and allowed him to throw for a career-best 369 yards. **(9/11 vs. DAL)**...In the season opener, protected Sanchez as he threw for 335 yards in the comeback victory.

2010 (JETS) Started all 16 games at right guard for the sixth-consecutive season...Part of an offensive line that ranked fourth in the league in rushing (2,374 yards/148.4 yards per game) and allowed just 28 total sacks, ranking eighth in the league...Helped Sanchez establish a career-high with a 54.8 completion percentage, 3,291 yards passing, 17 touchdowns and a 75.3 quarterback rating. **POSTSEASON:** Start-

ed all three postseason games allowing Sanchez to complete 60.7% of his passes for 616 yards, five touchdowns, one interception and a 95.5 quarterback rating while only allowing three sacks...Paved the way for the club to rush for 359 yards and three touchdowns on 89 carries. **(AFC Championship: 1/23 at PIT)**...Helped protect Sanchez as he threw for 233 yards and two touchdowns, registering his second-consecutive passer rating of above 100. **(Divisional: 1/16 at NE)**...Did not allow a sack of Sanchez, helping him to throw for 194 yards and three touchdowns and a 127.3 passer rating. **(Wild Card: 1/8 at IND)**...Named game captain as part of an offensive line that paved the way for a postseason-high 169 yards rushing, including a pair of one-yard touchdown runs from RB LaDainian Tomlinson. **SEASON HIGHLIGHTS: (1/2 vs. BUF)**...Helped block for RB Joe McKnight's first-career game of 100-or-more yards as McKnight set a Jets season-high with 158 yards rushing, as part of a team season-best 276 yards rushing on 50 attempts. **(11/21 vs. HST)**...Helped protect Sanchez as he went over 300 yards passing for the second time, throwing for 315 yards, three touchdown passes and a 100.2 rating. **(11/15 at CLV)**...Part of an offensive line that blocked for a season-high 456 yards of total offense, the second-consecutive week over 400 yards, including 284 yards passing and 172 yards rushing, in the overtime victory. **(11/7 at DET)**...Provided protection as Sanchez established a career-best 336 yards passing as part of an offensive attack that gained 437 total yards. **(10/3 at BUF)**...Paved the way for both Tomlinson (19-133-2) and Greene (22-117) to surpass 100 yards rushing as part of a rushing offense that gained 273 total yards on the ground. **(9/26 at MIA)**...Part of an offensive line that did not allow a sack, protecting Sanchez as he threw for three touchdowns and had a passer rating above 120 for the second-consecutive week. **(9/19 vs. NE)**...Allowed Sanchez to compile a 124.3 passer rating, the highest regular-season rating of his career, as he completed 70% of his passes (21-of-30) for 220 yards and three touchdowns...Part of an offense that maintained possession for 20:02 of the second half, outscoring NE 18-0 for the 28-14 victory.

2009 (JETS) Started all 16 games for the fifth-consecutive season as a key contributor to a Jets rushing attack that finished number-one in the NFL, averaging 172.3 yards per game (4.5 yards per rush) and set the Jets single-season rushing record with 2,756 rushing yards...Part of an offensive line in which all five players started 32 consecutive regular-season games together (dating back to the start of the 2008 season) and three postseason games, the longest current streak in the NFL. **POSTSEASON:** Started all three postseason games at left guard. **(Divisional: 1/17 at SD)**...Paved the way as the Jets gained 169 rushing yards...Blocked for Greene's second-consecutive postseason game of more than 100 yards (128) and a touchdown. **(Wild Card: 1/9 at CIN)**...Part of an offensive line that helped clear the way for 171 rushing yards on 41 carries (4.2 avg.), including two rushing touchdowns...Helped Greene rush for 135 yards, which tied him for the second-highest rushing total in Jets postseason history, and a touchdown. **SEASON HIGHLIGHTS: (1/3 vs. CIN)**...Part of a unit that helped the Jets gain 257 rushing yards on a season-high 57 carries...Marked the fifth time that season the Jets surpassed the 200-yard rushing mark. **(12/27 at IND)**...Helped clear the way for the team's 202 rushing yards, including Jones' seventh game of the season with more than 100 yards (105). **(12/13 at TB)**...Helped block for the team's fifth game that season with at least 175 rushing yards...Part of an offensive line that helped the Jets score 26 points, gain 310 yards in 67 offensive plays (4.6 avg.) and maintain possession for 34:06. **(12/3 at BUF)**...Cleared the way for a rushing

attack of 249 yards on 43 carries, including Jones' sixth game of the season with more than 100 rushing yards (109). **(10/25 at OAK)**...Contributed to an offensive unit that produced 316 rushing yards, making the Jets the sixth team in NFL history to rush for 300-or-more yards in back-to-back games...Helped the team score four rushing touchdowns, the most in a single game since the club registered five vs. NE, 09/26/93. **(10/18 vs. BUF)**...Keyed a Jets ground game that produced the second-highest rushing total in franchise history (318 yards on 40 carries)...Helped Jones set a franchise record with 210 rushing yards on 22 carries, including a 71-yard touchdown run (second-longest rushing TD in team history).

2008 (JETS) Part of an offensive line in which all five players started all 16 games, as he started all 16 games for the fourth-consecutive season...The first-time Pro Bowler Jones led the AFC in rushing (1,312 yards) as the Jets finished ninth in rushing in the NFL (125.3 yards per game) and fifth in yards per carry (4.7). **SEASON HIGHLIGHTS: (12/14 vs. BUF)**...Helped pave the way for the Jets 165 yards rushing and 6.5 yards per-carry average, including a 47-yard touchdown run by RB Leon Washington. **(11/30 vs. DEN)**...Key to a Jets ground game which averaged 7.5 yards per carry, featuring 138 yards and two touchdowns by Jones. **(11/23 at TEN)**...Played a role in Jets 192-yard rushing performance in victory over previously unbeaten TEN, which included a 61-yard touchdown run by Washington. **(11/9 vs. SL)**...Part of an offensive line led the way for the Jets 206-yard rushing performance on 43 carries, while allowing no sacks in victory. **(10/19 at OAK)**...Played key role in aiding Jets running backs to rush for season-high 242 yards on 33 carries (7.3 yards per carry).

2007 (JETS) Started all 16 games for the third-consecutive season. **SEASON HIGHLIGHTS: (12/2 at MIA)**...Helped pave the way for 163 rushing yards and three rushing touchdowns. **(11/18 vs. PIT)**...Part of the line that led the way for Jones' third 100-yard rushing performance of the season against the number-one ranked defense in the NFL at the time. **(10/14 vs. PHI)**...Part of an offensive line that assisted on Jones' 130-yard rushing performance. **(9/23 vs. MIA)**...Paved the way for Jones' 110 rushing yards on 25 carries.

2006 (JETS) Started all 16 games at right guard for the second-consecutive season. **POSTSEASON:** Started the club's Wild Card postseason contest at NE, 01/07/07. **SEASON HIGHLIGHTS: (12/17 at MIN)**...Helped protect QB Chad Pennington as he threw for a career-high 339 yards. **(12/3 at GB)**...Instrumental in the Jets amassing 178 yards rushing, including the only 100-yard rushing performance of RB Cedric Houston's career. **(10/22 vs. DET)**...Helped pave the way for a season-high 221 yards rushing, as six Jets rushed for positive yards, including the second-career 100-yard performance for rookie Washington. **(9/9 at TEN)**...Opened the season at right guard and helped protect Pennington as he threw for 319 yards and two touchdowns.

2005 (JETS) Started all 16 games at right guard. **SEASON HIGHLIGHTS: (12/18 at MIA)**...Started his 30th game at right guard and was part of an offensive line that blocked for Brooks Bollinger's career-high 327 passing yards. **(12/11 vs. OAK)**...Part of an offensive line that blocked for 184 rushing yards. **(10/16 at BUF)**...Part of an offensive line that blocked for two rushing touchdowns and 149 rushing yards.

2004 (JETS) Started 13 games and two postseason games at right guard, missing three games in the middle of the season due to injury...Started at BUF (11/7) after he was inactive for three games...Part of the Jets line that helped RB Curtis Martin rush for 1,697 yards and

12 touchdowns, winning the NFL rushing title. **POSTSEASON:** Started both of the club's postseason games. **(Wild Card: 1/8 at SD)**...Made his postseason debut as the team gained 126 yards on the ground and 279 yards passing in the overtime win. **SEASON HIGHLIGHTS: (1/2 at SL)**...Helped pave the way for Martin's ninth 100-yard game of the season and 42nd as a Jet when he rushed for 153 yards in the regular-season finale, a 32-29 OT loss. **(12/19 vs. SEA)**...Member of an offensive line that helped rack up 482 total yards (229 rushing, 253 passing) in the 37-14 win...The line did not allow a sack for the fifth game of the season. **(11/7 at BUF)**...Started the first of his current 121 consecutive games started streak. **(9/12 vs. CIN)**...Started at right guard and was part of a line that helped to gain 438 yards of total offense and open holes for Martin's 196 yards on the ground.

2003 (JETS) Landed on the practice squad after training camp, then signed to the active roster on 10/22...Was inactive for seven games before playing in the last three games, starting one. **SEASON HIGHLIGHTS: (12/28 at MIA)**...Started for the first time in his career as he made opened the game at left guard. **(12/14 vs. PIT)**...Made NFL debut.



BEFORE THE NFL

- In 46 games as a defensive tackle at Illinois, he recorded 155 tackles (96 solo) with 13 sacks and 23 tackles-for-loss.
- Three-year starter who was named an All-Big Ten selection in his senior season.
- Led the Northwest Conference with 15 sacks and led the team with 91 tackles as a senior defensive end at West Side (IN) HS, where he also played offensive guard.
- All-Northwest pick on offense and defense, who was named to the Indiana Football Coaches Association Top 50 All-State squad and the all-area team by the *Hammond Times* and *Gary Post-Tribune*.
- Helped lead West Side HS to the 1996 Northwest Conference title.
- Graduated from Illinois with a degree in English in May 2002.
- Hosted a charity golf marathon in 2010 to support the Jack & Jill Late Stage Cancer Foundation.
- Enrolled in the NFL's Business Management and Entrepreneurial Program at Harvard Business School in February, 2010.
- Appeared at PS 46 – The Alley Pond School in 2010 to announce the donation of 13 SMART Board interactive whiteboards by Jets and Tequipment as part of the PENCIL Partnership Program.
- Participated in the NFL's Continuing Education Program in 2005 at the prestigious Wharton Sports Business Initiative and Wharton Executive Education at the University of Pennsylvania...The program focused on personal investments, as well as entrepreneurial opportunities.
- Also lettered four times in wrestling and three times in track and field in high school.
- He and his wife, Regina, have a daughter, Mikayla, and a son, Isaiah.
- Established the Moore Family Foundation in 2005 which aims to help the youth of Newark, NJ.



300-Yard Passing Games Blocked For

300-Yard Passing Performances with Brandon Moore as a Starter

Date	Game	Player	Att	Cmp	Pct	Yds	TDs	INTs	Rate
10/10/04	NYJ vs. BUF	Chad Pennington	42	31	73.8	304	1	1	91.8
12/18/05	NYJ at MIA	Brooks Bollinger	42	28	66.7	327	2	0	106.0
09/10/06	NYJ at TEN	Chad Pennington	33	24	72.7	319	2	0	123.2
09/17/06	NYJ vs. NE	Chad Pennington	37	22	59.5	306	2	1	92.8
12/17/06	NYJ at MIN	Chad Pennington	39	29	74.4	339	1	1	98.1
01/07/07	NYJ at NE*	Chad Pennington	40	23	57.5	300	1	1	79.2
11/07/10	NYJ at DET	Mark Sanchez	39	22	56.4	336	1	1	82.9
11/21/10	NYJ vs. HST	Mark Sanchez	38	22	57.9	315	3	1	100.2
09/11/11	NYJ vs. DAL	Mark Sanchez	44	26	59.1	335	2	1	88.7
09/25/11	NYJ at OAK	Mark Sanchez	44	27	61.4	369	2	1	93.8
11/13/11	NYJ vs. NE	Mark Sanchez	39	20	51.3	306	1	2	64.7

*Postseason



100-Yard Rushing Games Blocked For

100-Yard Rushing Performances with Brandon Moore as a Starter

Date	Game	Player	Att	Yds	Avg	Lg	TDs
09/12/04	NYJ vs. CIN	Curtis Martin	29	196	6.76	24t	1
09/19/04	NYJ at SD	Curtis Martin	32	119	3.72	12	2
10/03/04	NYJ at MIA	Curtis Martin	24	110	4.58	13	1
11/14/04	NYJ vs. BUF	Curtis Martin	28	119	4.25	21	2
12/05/04	NYJ vs. HST	Curtis Martin	23	134	5.83	22	1
12/19/04	NYJ vs. SEA	Curtis Martin	24	134	5.58	20	2
01/02/05	NYJ at SL	Curtis Martin	28	153	5.46	20	0
10/16/05	NYJ at BUF	Curtis Martin	18	148	8.22	49	1
10/08/06	NYJ at JAX	Leon Washington	23	101	4.39	19	0
10/22/06	NYJ vs. DET	Leon Washington	20	129	6.45	23	2
12/03/06	NYJ at GB	Cedric Houston	22	105	4.77	31	2
09/23/07	NYJ vs. MIA	Thomas Jones	25	110	4.40	12	0
10/14/07	NYJ vs. PHI	Thomas Jones	24	130	5.42	36	0
11/18/07	NYJ vs. PIT	Thomas Jones	30	117	3.90	26	0
12/09/07	NYJ vs. CLV	Thomas Jones	24	106	4.42	17	0
09/07/08	NYJ at MIA	Thomas Jones	22	101	4.59	14	1
10/19/08	NYJ at OAK	Thomas Jones	24	159	6.63	31	0
11/09/08	NYJ vs. SL	Thomas Jones	26	149	5.73	20	3
11/13/08	NYJ at NE	Thomas Jones	30	104	3.47	13	1
11/30/08	NYJ vs. DEN	Thomas Jones	16	138	8.63	59t	2
09/13/09	NYJ at HST	Thomas Jones	20	107	5.35	39	2
10/18/09	NYJ vs. BUF	Thomas Jones	22	210	9.55	71t	1
10/25/09	NYJ at OAK	Shonn Greene	19	144	7.58	33t	2
10/25/09	NYJ at OAK	Thomas Jones	26	121	4.65	26	1
11/01/09	NYJ vs. MIA	Thomas Jones	27	102	3.78	11	0
11/22/09	NYJ at NE	Thomas Jones	21	103	4.90	15	0
12/03/09	NYJ at BUF	Thomas Jones	23	109	4.74	29	0
12/27/09	NYJ at IND	Thomas Jones	23	105	4.57	29	1
01/09/10	NYJ at CIN*	Shonn Greene	21	135	6.43	39t	1
01/17/10	NYJ at SD*	Shonn Greene	23	128	5.57	53t	1
10/03/10	NYJ at BUF	LaDainian Tomlinson	19	133	7.00	26t	2
10/03/10	NYJ at BUF	Shonn Greene	22	117	5.32	17	0
01/02/11	NYJ vs. BUF	Joe McKnight	32	158	4.94	18	0
10/23/11	NYJ vs. SD	Shonn Greene	20	112	5.60	24	0
12/11/11	NYJ vs. KC	Shonn Greene	24	129	5.38	31	1



97

LINEBACKER

HEIGHT: 6-4

WEIGHT: 265

AGE: 31 (as of opening weekend)

HOMETOWN: Douglasville, GA

HIGH SCHOOL: Lithia Springs (GA) HS

COLLEGE: Wake Forest

HOW ACQUIRED: UFA (ARZ, 03/04/08)

EXPERIENCE: NFL: 10th • JETS: 5th

Calvin PACE

Follow Calvin

@jetsPACE97

NY

CAREER HIGHLIGHTS

- Since joining the Jets as an unrestricted free agent in 2008, has led the team in sacks (25.0) and forced fumbles (11)...Finished in the top three on the team in sacks each of his four seasons as a Jet, including a career-best 8.0 sacks in his first season under Head Coach Rex Ryan in 2009.
- In 2008, set career single-season highs for forced fumbles (5) and fumble recoveries (4) which exceeded his career totals entering the season.

- Started all 16 games in 2007 for the first time in his career, establishing career-highs with 106 tackles.

NY

CAREER TRANSACTIONS

- 09/05/09, NYJ, Reserve/Suspended
- 03/04/08, NYJ, Signed, UFA (ARZ)
- 10/18/05, ARZ, Reserve/Non-Football Injury
- 04/26/03, ARZ, D1b (18)

Career Statistics

Year	Team	GP	GS	TT	S	A	Sk	Yds	Int	Yds	Lg	TD	PD	FF	FR	Yds	TD
2003	ARZ	16	16	32	21	11	1.0	2.0	0	0	0	0	0	0	1	0	0
2004	ARZ	14	0	12	7	5	4.5	22.0	0	0	0	0	5	2	0	0	0
2005	ARZ	5	1	11	7	4	1.0	6.0	0	0	0	0	0	0	1	0	0
2006	ARZ	16	5	27	21	6	1.0	6.0	0	0	0	0	1	2	0	0	0
2007	ARZ	16	16	106	81	25	6.5	44.0	1	14	14	0	6	1	2	4	0
2008	Jets	16	16	67	37	30	7.0	44.5	0	0	0	0	3	5	4	50t	1
2009	Jets	12	12	67	43	24	8.0	54.0	0	0	0	0	1	3	0	0	0
2010	Jets	12	12	56	36	20	5.5	21.5	1	1	1	0	3	1	0	0	0
2011	Jets	16	16	90	60	30	4.5	16.0	1	8	8	0	2	2	1	0	0
Career Totals		123	94	468	313	155	39.0	216.0	3	23	14	0	21	16	9	54	1
NYJ Totals		56	56	280	176	104	25.0	136.0	2	9	8	0	9	11	5	50t	1

Additional Statistics

Special Teams Tackles: 22 (career): 1 (2008); 6 (2007); 11 (2006); 4 (2004).

Career Bests

Tackles: 11 (12/13/09 at TB)

Forced Fumbles: 2 (10/25/09 at OAK)

Solo Tackles: 9 (twice, last: 11/04/07 at TB)

Passes Defensed: 3 (twice, last 01/02/11 vs. BUF)

Sacks: 3 (10/25/09 at OAK)

Career Postseason

Year	Team	GP	GS	TT	S	A	Sk	Yds	Int	Yds	Lg	TD	PD	FF	FR	Yds	TD
2009	Jets	3	3	14	10	4	0.0	0.0	0	0	0	0	0	1	0	0	0
2010	Jets	3	1	19	15	4	3.0	25.0	0	0	0	0	0	0	0	0	0
Totals		6	4	33	25	8	3.0	25.0	0	0	0	0	0	1	0	0	0

Postseason Bests

Tackles: 9 (01/23/11 at PIT)

Solo Tackles: 7 (01/23/11 at PIT)

2011 (JETS) Finished third on the team with 90 tackles, the second-highest total of his career and the most since 2007...Tied for third on the team with 4.5 sacks...Registered an interception, two forced fumbles, a fumble recovery and two passes defended. **SEASON HIGHLIGHTS: (12/11 vs. KC)**...Recorded his best statline of the season, tallying five tackles (two for a loss), two QB hits, one pass defended, and 0.5 sacks...Teamed with DL Marcus Dixon to bring down QB Tyler Palko for an eight-yard loss. **(12/4 at WAS)**...Recovered a fumble forced by OLB Aaron Maybin with 4:33 remaining in the game at WAS nine-yard line...The recovery led to a RB Shonn Greene nine-yard TD run and put the Jets up 27-16. **(11/17 at DEN)**...Registered his fourth sack of the season when he chased down QB Tim Tebow in the Jets 17-13 loss to the Broncos. Stripped Broncos RB Willis McGahee in the first quarter...The fumble was recovered by Jets LB Bart Scott and led to the Jets first points of the game, a 21-yard field goal. It was Pace's second forced fumble of the season and 16th of his career. **(10/17 vs. MIA)**...Registered his fifth two-or-more sack game when he took down Dolphins QB Matt Moore in both the third and fourth quarters of the Jets 24-6 victory. **(9/11 vs. DAL)**...Recorded a sack of QB Tony Romo...Including the postseason, it was Pace's fifth consecutive game with a sack dating back to the 2010 season finale vs. BUF (1/2/11).

2010 (JETS) Missed the first four games of the season with foot injury...Started 11 of the 12 regular-season games in which he played finishing second on the club with 5.5 sacks...Recorded the second interception of his career and first since 2007. **POSTSEASON:** Started just one of the three postseason contests as the Jets opened with an extra defensive back in the first two postseason games...Registered sacks in all three postseason games, the first postseason sacks of his career. **(AFC Championship: 1/23 at PIT)**...Posted his third-consecutive postseason game and fourth-consecutive game with a sack when he dropped QB Ben Roethlisberger for a seven-yard loss. **(Divisional: 1/16 at NE)**...Brought down QB Tom Brady for a 12-yard loss, forcing a fumble. **(Wild Card: 1/9 at IND)**...Notched the first postseason sack of his career, dropping QB Peyton Manning for a six-yard loss. **SEASON HIGHLIGHTS: (1/2 vs. BUF)**...Recorded the second interception of his career, picking off QB Brian Brohm for a one-yard return, his first interception since he picked off QB Jason Campbell at WAS, 10/21/07...Registered a career-high three passes defended and a two-yard sack of Brohm. **(12/12 vs. MIA)**...Sacked QB Chad Henne for a four-yard loss, forcing a fumble that would be recovered by DT Sione Pouha. **(10/11 vs. MIN)**...Made his season debut after missing the first four games with an injury and registered a season-high 1.5 sacks.

2009 (JETS) Led the NFL's top-ranked defense and set a career-high in sacks with 8.0, despite missing the first four games of the season...Started all 12 games in which he played and recorded 67 tackles, one pass defended and three forced fumbles. **POSTSEASON:** Started all three postseason contests, registering 14 tackles and a forced fumble. **(AFC Championship: 1/24 at IND)**...Recorded a postseason career-best seven tackles, including one where he hit RB Joseph Addai in the backfield, forcing a fumble that was recovered by S Jim Leonhard. **(Wild Card: 1/9 at CIN)**...Registered six tackles as he made his postseason debut in his seventh season in the NFL. **SEASON HIGHLIGHTS: (1/3 vs. CIN)**...Set a single-season career-high (8.0) when he sacked reserve QB J.T. O'Sullivan. **(12/27 at IND)**...Helped the Jets take the lead in the third quarter, when he strip-sacked reserve QB Curtis Painter...The fumble was recovered for a touchdown by DE Marques Douglas which

put the Jets ahead 16-15 (prior to two-point conversion). **(12/13 at TB)**...Led the team with a career-best 11 tackles and sacked QB Josh Freeman for a loss of six yards. **(11/29 vs. CAR)**...Helped hold the NFL's third-best rushing offense to 75 total yards on the ground and added a 12-yard sack of QB Jake Delhomme. **(10/25 at OAK)**...Awarded game ball after recording three sacks, one of starting QB JaMarcus Russell and two of reserve QB Bruce Gradkowski...Forced two fumbles, one by each quarterback...Finished the game with eight tackles and a pass defended.

2008 (JETS) Started all 16 games at outside linebacker for the second-consecutive season...Accumulated 67 tackles, seven sacks, four fumble recoveries, five forced fumbles, 12 tackles-for-loss, nine quarterback hurries and three passes defended...Returned one fumble recovery for a touchdown...Contributed one special teams tackle...Selected as a third alternate for the Pro Bowl...Led team in fumble recoveries and tackles-for-loss, tied for team honors in forced fumbles, ranked second in sacks, tied for third in quarterback hurries and ranked fourth in tackles...Established career-highs for forced fumbles and fumble recoveries...Five forced fumbles exceeded his career total prior to the 2008 season and four fumble recoveries matched his career total. **SEASON HIGHLIGHTS: (12/28 vs. MIA)**...Registered fifth forced fumble of the season when he knocked the ball loose from TE Joey Haynos. **(12/14 vs. BUF)**...Registered two sacks of QB J.P. Losman, marking his third-career game with two sacks...Notched a forced fumble of Losman on the second sack. **(11/9 vs. SL)**...Scored his first NFL touchdown on 50-yard fumble return after S Abram Elam knocked the ball loose from QB Marc Bulger...Split a sack of Bulger with LB Eric Barton. **(10/12 vs. CIN)**...Produced his second-consecutive game with a sack, fumble recovery and forced fumble...Recovered a QB Ryan Fitzpatrick fumble after a CB Hank Poteat sack...Later sacked Fitzpatrick, forcing a fumble. **(9/28 vs. ARZ)**...Sacked QB Kurt Warner, knocking the ball loose before it was recovered by LB David Harris...Recovered a Warner fumble caused by a LB David Bowens sack. **(9/7 at MIA)**...Recorded a sack of QB Chad Pennington in his Jets debut.

2007 (ARZ) Started every game at linebacker, recording 6.5 sacks and a career-best 106 tackles...Registered his first-career interception to go with six pass breakups, a forced fumble and two fumble recoveries...Logged six special teams tackles. **SEASON HIGHLIGHTS: (12/23 vs. ATL)**...Recorded a season-high 10 tackles and a sack of QB Chris Redman. **(11/11 vs. DET)**...Led club with 2.5 sacks of QB Jon Kitna, including a strip-sack in which he also recovered the fumble...Part of a defensive unit that held DET to a modern-era record minus-18 yards rushing. **(10/21 at WAS)**...Picked off QB Jason Campbell for his first-career interception and returned it 14 yards to set up a touchdown in an eventual two-point win...Also notched a sack of Campbell.

2006 (ARZ) Converted from defensive end to linebacker during the offseason...Appeared in all 16 games for the first time since his 2003 rookie campaign, earning five starts at outside linebacker...Contributed 27 tackles, one sack, two forced fumbles and one pass defended...Responsible for 11 tackles and a blocked field goal on special teams. **SEASON HIGHLIGHTS: (9/17 at SEA)**...Blocked a K Josh Brown field goal attempt in the second quarter. **(9/10 vs. SF)**...Started first game at linebacker after converting from defensive end...Forced a fumble by TE Vernon Davis.

2005 (ARZ) Played in five games and earned one start before being placed on the reserve/non-football injury list (10/19)...Recorded 11 tackles and one sack. **SEASON HIGHLIGHTS: (10/2 vs. SF)**...Split sacks

of both QBs Tim Rattay and Alex Smith with LB Bertrand Berry...Later recovered a fumble by Rattay, after Rattay was stripped on another sack by Berry, before Berry subsequently fumbled when he was hit by RB Fred Beasley.

2004 (ARZ) Played in 14 games, recording 4.5 sacks, 12 tackles, one forced fumble, five passes defended and four special teams tackles. **SEASON HIGHLIGHTS: (10/10 at SF)**...Recorded two sacks of Rattay, his first-career game with multiple sacks.

2003 (ARZ) Started all 16 games at right defensive end as a rookie... Collected 32 tackles, one sack and one fumble recovery. **SEASON HIGHLIGHTS: (10/26 vs. SF)**...Took down QB Jeff Garcia for his first NFL sack...Recovered a fumble when LB Ronald McKinnon stripped RB Kevan Barlow. **(9/7 at DET)**...Started in his NFL debut and led the defensive line with four tackles and two hurries.

NY BEFORE THE NFL

- Career numbers at Wake Forest include 189 total tackles (116 solos), five forced fumbles and a fumble recovery in 42 appearances with 33 starts...Finished as the all-time tackles-for-loss leader at Wake Forest with 74...Finished second on the all-time list with 29 sacks.
- Senior All-America pick, the 14th in school history, and two-time All-ACC selection.

- Played outside linebacker and quarterback as a three-year starter at Lithia Springs HS in Douglasville, GA.
- Finished senior campaign with 88 total tackles, five forced fumbles and three fumble recoveries.
- Earned all-Region and County Defensive Player of the Year honors in 1997.



OFF THE FIELD

- Attended the Jets Taste of the NFL in New York City dedicated to fighting hunger in the New York metropolitan area.
- Worked with teammates and Jets Chairman and CEO Woody Johnson through the Interfaith Food Pantry to unload and hand out turkeys to people in need for Thanksgiving at Saint Margaret's Church of Scotland in Morristown, NJ in November 2008.
- Participated in the *The Star-Ledger* Junior Reporter program in 2008, which motivates participation in classes with dozens of hands-on activities.
- Handed out toys to underprivileged children during the holiday season in 2008.
- Father, Calvin, Sr. is on the Atlanta Police force.
- Mother, Nancy, and sister, Simone.

Career Sacks

Date	Opp	Qtr	Dwn	Last LOS	Quarterback	Shared With	Yds
10/26/03	ARZ vs. SF	2	3	SF 37	Jeff Garcia		2
09/26/04	ARZ at ATL	3	2	ARZ 20	Mike Vick**		6
10/03/04	ARZ vs. NO	1	3	NO 18	Aaron Brooks		4
10/10/04	ARZ at SF	2	2	ARZ 16	Tim Rattay		3
10/10/04	ARZ at SF	2	3	ARZ 19	Tim Rattay		5
11/28/04	ARZ vs. NYJ	2	3	ARZ 29	Brooks Bollinger	DT Darnell Dockett	8
10/02/05	ARZ vs. SF	2	2	SF 33	Tim Rattay	DE Bertrand Berry	6
10/02/05	ARZ vs. SF	4	2	ARZ 42	Alex Smith	DE Bertrand Berry	5
12/24/06	ARZ at SF	1	3	SF 30	Alex Smith		6
10/07/07	ARZ at SL	1	2	ARZ 24	Gus Frerotte		4
10/21/07	ARZ at WAS	3	3	ARZ 15	Jason Campbell		8
11/11/07	ARZ vs. DET	1	3	DET 26	Jon Kitna**		11
11/11/07	ARZ vs. DET	3	1	ARZ 40	Jon Kitna	DE Bertrand Berry	8
11/11/07	ARZ vs. DET	4	3	DET 49	Jon Kitna**		5
12/09/07	ARZ at SEA	2	3	SEA 8	Matt Hasselbeck		3
12/23/07	ARZ vs. ATL	4	1	ATL 35	Chris Redman		5
09/07/08	NYJ at MIA	4	1	NYJ 10	Chad Pennington		6
09/14/08	NYJ vs. NE	3	3	NE 20	Matt Cassel	CB David Barrett	2
09/28/08	NYJ vs. ARZ	2	2	ARZ 43	Kurt Warner**		3
10/12/08	NYJ vs. CIN	3	3	NYJ 49	Ryan Fitzpatrick		6
11/09/08	NYJ vs. SL	2	1	SL 22	Marc Bulger	LB Eric Barton	7
11/23/08	NYJ at TEN	4	3	NYJ 24	Kerry Collins**		7

Career Sacks

12/14/08	NYJ vs. BUF	2	3	NYJ 43	J.P. Losman		8
12/14/08	NYJ vs. BUF	3	3	BUF 45	J.P. Losman**		10
10/25/09	NYJ at OAK	1	1	OAK 10	JaMarcus Russell**		6
10/25/09	NYJ at OAK	3	3	NYJ 28	Bruce Gradkowski**		5
10/25/09	NYJ at OAK	3	3	OAK 24	Bruce Gradkowski		3
11/15/09	NYJ vs. JAX	1	1	NYJ 33	David Garrard		4
11/29/09	NYJ vs. CAR	3	3	CAR 39	Jake Delhomme		12
12/13/09	NYJ at TB	2	1	TB 13	Josh Freeman		6
12/27/09	NYJ at IND	3	1	IND 20	Curtis Painter**		10
01/03/10	NYJ vs. CIN	3	1	NYJ 18	J.T. O'Sullivan		8
10/11/10	NYJ vs. MIN	2	1	MIN 25	Brett Favre		9
10/11/10	NYJ vs. MIN	4	1	MIN 46	Brett Favre	DE Shaun Ellis	5
11/14/10	NYJ at CLV	4	1	CLV 14	Colt McCoy		0
11/25/10	NYJ vs. CIN	4	2	CIN 25	Carson Palmer		4
12/12/10	NYJ vs. MIA	2	2	MIA 42	Chad Henne**		4
01/02/11	NYJ vs. BUF	2	2	BUF 20	Brian Brohm		2
01/08/11	NYJ at IND*	2	2	IND 29	Peyton Manning		6
01/16/11	NYJ at NE*	3	2	NE 33	Tom Brady**		12
01/23/11	NYJ at PIT*	3	1	NYJ 42	Ben Roethlisberger		7
09/11/11	NYJ vs. DAL	2	2	DAL 17	Tony Romo		4
10/17/11	NYJ vs. MIA	3	1	NYJ 29	Matt Moore		7
10/17/11	NYJ vs. MIA	4	3	MIA 16	Matt Moore**		6
11/17/11	NYJ at DEN	2	2	DEN 42	Tim Tebow		0
12/11/11	NYJ vs. KC	2	3	KC 12	Tyler Palko	DT Marcus Dixon	8

*Postseason

**Forced Fumble

Career Interceptions

Date	Opp	Qtr	Dwn	Last LOS	Quarterback	Target	Yds
10/21/07	ARZ at WAS	2	1	WAS 48	Jason Campbell	RB Clinton Portis	14
01/02/11	NYJ vs. BUF	4	1	BUF 28	Brian Brohm	TE Jonathan Stupar	1
11/06/11	NYJ at BUF	2	1	BUF 43	Ryan Fitzpatrick	WR David Nelson	8

Career Fumbles

Date	Opp	Qtr	Dwn	Last LOS	Fumbled	Forced	Recovered	Yds
10/26/03	ARZ vs. SF	3	1	SF 39	RB Kevan Barlow	LB Ronald McKinnon	Pace	0
09/26/04	ARZ at ATL	3	2	ARZ 20	QB Mike Vick	Pace**	DE Peppi Zellner	0
10/03/04	ARZ vs. NO	1	3	NO 18	QB Aaron Brooks	Pace**	Brooks	-
10/02/05	ARZ vs. SF	4	1	SF 7	QB Tim Rattay	DE Bertrand Berry**	Pace	0
09/10/06	ARZ vs. SF	1	2	SF 39	TE Vernon Davis	Pace	DT Darnell Dockett	0
10/22/06	ARZ at OAK	4	2	ARZ 30	QB Marques Tuiasosopo	Pace	Out of Bounds	-
11/11/07	ARZ vs. DET	4	3	DET 49	QB Jon Kitna	Pace**	Pace	0
12/16/07	ARZ at NO	4	2	NO 35	WR David Patten	CB Ralph Brown	Pace	4
09/28/08	NYJ vs. ARZ	2	2	ARZ 43	QB Kurt Warner	Pace**	LB David Harris	0
09/28/08	NYJ vs. ARZ	4	1	ARZ 35	QB Kurt Warner	LB David Bowens**	Pace	0
10/12/08	NYJ vs. CIN	2	3	CIN 30	QB Ryan Fitzpatrick	CB Hank Poteat**	Pace	0
10/12/08	NYJ vs. CIN	3	3	NYJ 49	QB Ryan Fitzpatrick	Pace**	Fitzpatrick	-
11/09/08	NYJ vs. SL	1	1	50	QB Marc Bulger	S Abram Elam**	Pace	50t
11/23/08	NYJ at TEN	4	3	NYJ 24	QB Kerry Collins	Pace**	T David Stewart	-
12/07/08	NYJ at SF	1	2	NYJ 26	RB Michael Robinson	DT Kris Jenkins	Pace	0
12/14/08	NYJ vs. BUF	3	3	BUF 45	QB J.P. Losman	Pace**	T Langston Walker	-
12/28/08	NYJ vs. MIA	3	2	NYJ 47	TE Joey Haynos	Pace	Haynos	-
10/25/09	NYJ at OAK	1	1	OAK 10	QB JaMarcus Russell	Pace**	DE Marques Douglas	0
10/25/09	NYJ at OAK	3	3	NYJ 28	QB Bruce Gradkowski	Pace**	DT Mike DeVito	1
12/27/09	NYJ at IND	3	1	IND 20	QB Curtis Painter	Pace**	DE Marques Douglas	1t
01/24/10	NYJ at IND*	2	1	IND 34	RB Joseph Addai	Pace	S Jim Leonhard	5
12/12/10	NYJ vs. MIA	2	2	MIA 38	QB Chad Henne	Pace**	DT Sione Pouha	0
01/16/11	NYJ at NE*	3	2	NE 21	QB Tom Brady	Pace**	RB BenJarvus Green-Ellis	-
11/17/11	NYJ at DEN	1	2	DEN 47	RB Willis McGahee	Pace	LB Bart Scott	9
12/04/11	NYJ at WAS	4	3	WAS 20	QB Rex Grossman	LB Aaron Maybin**	Pace	0

*Postseason

**Caused on a sack

2011 New York Jets

Date	Opp	GP	GS	TT	S	A	Sk	Yds	Int	Yds	Lg	TD	PD	FF	FR	Yds	TD
9/11	DAL	1	1	1	1	0	1.0	4.0	-	-	-	-	-	-	-	-	-
9/18	JAX	1	1	7	6	1	-	-	-	-	-	-	-	-	-	-	-
9/25	at OAK	1	1	7	5	2	-	-	-	-	-	-	-	-	-	-	-
10/2	at BLT	1	1	4	3	1	-	-	-	-	-	-	-	-	-	-	-
10/9	at NE	1	1	8	5	3	-	-	-	-	-	-	-	-	-	-	-
10/17	MIA	1	1	8	6	2	2.0	8.0	-	-	-	-	-	1	-	-	-
10/23	SD	1	1	5	2	3	-	-	-	-	-	-	-	-	-	-	-
11/6	at BUF	1	1	2	1	1	-	-	1	8	8	0	1	-	-	-	-
11/13	NE	1	1	8	5	3	-	-	-	-	-	-	-	-	-	-	-
11/17	at DEN	1	1	5	4	1	1.0	0.0	-	-	-	-	-	1	-	-	-
11/27	BUF	1	1	8	5	3	-	-	-	-	-	-	-	-	-	-	-
12/4	at WAS	1	1	7	3	4	-	-	-	-	-	-	-	-	1	0	-
12/11	KC	1	1	5	4	1	0.5	4.0	-	-	-	-	1	-	-	-	-
12/18	at PHI	1	1	7	6	1	-	-	-	-	-	-	-	-	-	-	-
12/24	NYG	1	1	4	3	1	-	-	-	-	-	-	-	-	-	-	-
1/1	at MIA	1	1	4	1	3	-	-	-	-	-	-	-	-	-	-	-
2011 Totals		16	16	90	60	30	4.5	16.0	1	8	8	0	2	2	1	0	0

2010 New York Jets

Date	Opp	GP	GS	TT	S	A	Sk	Yds	Int	Yds	Lg	TD	PD	FF	FR	Yds	TD
9/13	BLT								INACTIVE (FOOT)								
9/19	NE								INACTIVE (FOOT)								
9/26	at MIA								INACTIVE (FOOT)								
10/3	at BUF								INACTIVE (FOOT)								
10/11	MIN	1	1	3	1	2	1.5	11.5	-	-	-	-	-	-	-	-	-
10/17	at DEN	1	1	6	3	3	-	-	-	-	-	-	-	-	-	-	-
10/31	GB	1	1	4	3	1	-	-	-	-	-	-	-	-	-	-	-
11/7	at DET	1	1	8	3	5	-	-	-	-	-	-	-	-	-	-	-
11/14	at CLV	1	1	7	4	3	1.0	0.0	-	-	-	-	-	-	-	-	-
11/21	HST	1	1	2	1	1	-	-	-	-	-	-	-	-	-	-	-
11/25	CIN	1	1	5	4	1	1.0	4.0	-	-	-	-	-	-	-	-	-
12/6	at NE	1	1	5	4	1	-	-	-	-	-	-	-	-	-	-	-
12/12	MIA	1	1	6	4	2	1.0	4.0	-	-	-	-	-	1	-	-	-
12/19	at PIT	1	1	5	4	1	-	-	-	-	-	-	-	-	-	-	-
12/26	at CHI	1	1	4	4	0	-	-	-	-	-	-	-	-	-	-	-
1/2	BUF	1	1	1	1	0	1.0	2.0	1	1	1	0	3	-	-	-	-
2010 Totals		12	12	56	36	20	5.5	21.5	1	1	1	0	3	1	0	0	0

2010 Postseason

Date	Opp	GP	GS	TT	S	A	Sk	Yds	Int	Yds	Lg	TD	PD	FF	FR	Yds	TD
1/8	at IND	1	0	5	5	0	1.0	6.0	-	-	-	-	-	-	-	-	-
1/16	at NE	1	0	5	3	2	1.0	12.0	-	-	-	-	-	1	-	-	-
1/23	at PIT	1	1	9	7	2	1.0	7.0	-	-	-	-	-	-	-	-	-
Totals		3	1	19	15	4	3.0	25.0	0	0	0	0	0	1	0	0	0

2009 New York Jets

Date	Opp	GP	GS	TT	S	A	Sk	Yds	Int	Yds	Lg	TD	PD	FF	FR	Yds	TD
9/13	at HST								RESERVED/SUSPENDED								
9/20	NE								RESERVED/SUSPENDED								
9/27	TEN								RESERVED/SUSPENDED								
10/4	at NO								RESERVED/SUSPENDED								
10/12	at MIA	1	1	9	7	2	-	-	-	-	-	-	-	-	-	-	-
10/18	BUF	1	1	7	4	3	-	-	-	-	-	-	-	-	-	-	-
10/25	at OAK	1	1	8	5	3	3.0	14.0	-	-	-	-	1	2	-	-	-
11/1	MIA	1	1	6	3	3	-	-	-	-	-	-	-	-	-	-	-
11/15	JAX	1	1	2	1	1	1.0	4.0	-	-	-	-	-	-	-	-	-
11/22	at NE	1	1	4	1	3	-	-	-	-	-	-	-	-	-	-	-
11/29	CAR	1	1	6	4	2	1.0	12.0	-	-	-	-	-	-	-	-	-
12/3	at BUF	1	1	3	3	0	-	-	-	-	-	-	-	-	-	-	-
12/13	at TB	1	1	11	6	5	1.0	6.0	-	-	-	-	-	-	-	-	-
12/20	ATL	1	1	2	2	0	-	-	-	-	-	-	-	-	-	-	-
12/27	at IND	1	1	7	5	2	1.0	10.0	-	-	-	-	-	1	-	-	-
1/3	CIN	1	1	2	2	0	1.0	8.0	-	-	-	-	-	-	-	-	-
2009 Totals		12	12	67	43	24	8.0	54.0	0	0	0	0	1	3	0	0	0

2009 Postseason

Date	Opp	GP	GS	TT	S	A	Sk	Yds	Int	Yds	Lg	TD	PD	FF	FR	Yds	TD
1/9	at CIN	1	1	6	5	1	-	-	-	-	-	-	-	-	-	-	-
1/17	at SD	1	1	1	0	1	-	-	-	-	-	-	-	-	-	-	-
1/24	at IND	1	1	7	5	2	-	-	-	-	-	-	-	1	-	-	-
Totals		3	3	14	10	4	0.0	0.0	0	0	0	0	0	1	0	0	0

2008 New York Jets

Date	Opp	GP	GS	TT	S	A	Sk	Yds	Int	Yds	Lg	TD	PD	FF	FR	Yds	TD
9/7	at MIA	1	1	4	2	2	1.0	6.0	-	-	-	-	-	-	-	-	-
9/14	NE	1	1	6	3	3	0.5	1.0	-	-	-	-	1	-	-	-	-
9/22	at SD	1	1	7	5	2	-	-	-	-	-	-	-	-	-	-	-
9/28	ARZ	1	1	5	3	2	1.0	3.0	-	-	-	-	-	1	1	0	0
10/12	CIN	1	1	3	3	0	1.0	6.0	-	-	-	-	-	1	1	0	0
10/19	at OAK	1	1	4	1	3	-	-	-	-	-	-	-	-	-	-	-
10/26	KC	1	1	5	4	1	-	-	-	-	-	-	-	-	-	-	-
11/2	at BUF	1	1	2	2	0	-	-	-	-	-	-	-	-	-	-	-
11/9	SL	1	1	3	0	3	0.5	3.5	-	-	-	-	-	-	1	50t	1
11/13	at NE	1	1	5	3	2	-	-	-	-	-	-	-	-	-	-	-
11/23	at TEN	1	1	1	1	0	1.0	7.0	-	-	-	-	-	1	-	-	-
11/30	DEN	1	1	2	1	1	-	-	-	-	-	-	1	-	-	-	-
12/7	at SF	1	1	4	1	3	-	-	-	-	-	-	1	-	1	0	0
12/14	BUF	1	1	6	4	2	2.0	18.0	-	-	-	-	-	1	-	-	-
12/21	at SEA	1	1	4	2	2	-	-	-	-	-	-	-	-	-	-	-
12/28	MIA	1	1	6	2	4	-	-	-	-	-	-	-	1	-	-	-
2008 Totals		16	16	67	37	30	7.0	44.5	0	0	0	0	3	5	4	50t	1

2007 Arizona Cardinals

Date	Opp	GP	GS	TT	S	A	Sk	Yds	Int	Yds	Lg	TD	PD	FF	FR	Yds	TD
9/10	at SF	1	1	5	3	2	-	-	-	-	-	-	1	-	-	-	-
9/16	SEA	1	1	5	5	-	-	-	-	-	-	-	-	-	-	-	-
9/23	at BLT	1	1	4	3	1	-	-	-	-	-	-	1	-	-	-	-
9/30	PIT	1	1	9	7	2	-	-	-	-	-	-	-	-	-	-	-
10/7	at SL	1	1	5	2	3	1.0	4.0	-	-	-	-	-	-	-	-	-
10/14	CAR	1	1	4	3	1	-	-	-	-	-	-	-	-	-	-	-
10/21	at WAS	1	1	9	9	-	1.0	8.0	1	14	14	-	-	-	-	-	-
11/4	at TB	1	1	9	9	-	-	-	-	-	-	-	-	-	-	-	-
11/11	DET	1	1	7	5	2	2.5	24.0	-	-	-	-	-	1	1	0	0
11/18	at CIN	1	1	6	6	-	-	-	-	-	-	-	3	-	-	-	-
11/25	SF	1	1	8	6	2	-	-	-	-	-	-	-	-	-	-	-
12/2	CLV	1	1	6	3	3	-	-	-	-	-	-	1	-	-	-	-
12/9	at SEA	1	1	8	6	2	1.0	3.0	-	-	-	-	-	-	-	-	-
12/16	at NO	1	1	5	4	1	-	-	-	-	-	-	-	-	1	4	0
12/23	ATL	1	1	10	7	3	1.0	5.0	-	-	-	-	-	-	-	-	-
12/30	SL	1	1	6	3	3	-	-	-	-	-	-	-	-	-	-	-
2007 Totals		16	16	106	81	25	6.5	44.0	1	14	14	0	6	1	2	4	0

2006 Arizona Cardinals

Date	Opp	GP	GS	TT	S	A	Sk	Yds	Int	Yds	Lg	TD	PD	FF	FR	Yds	TD
9/10	SF	1	1	3	3	-	-	-	-	-	-	-	-	1	-	-	-
9/17	at SEA	1	0	1	1	-	-	-	-	-	-	-	-	-	-	-	-
9/24	SL	1	1	3	3	-	-	-	-	-	-	-	-	-	-	-	-
10/1	at ATL	1	1	4	3	1	-	-	-	-	-	-	-	-	-	-	-
10/8	KC	1	1	1	1	-	-	-	-	-	-	-	-	-	-	-	-
10/16	CHI	1	0	-	-	-	-	-	-	-	-	-	-	-	-	-	-
10/22	at OAK	1	0	7	5	2	-	-	-	-	-	-	-	1	-	-	-
10/29	at GB	1	1	3	2	1	-	-	-	-	-	-	-	-	-	-	-
11/12	DAL	1	0	-	-	-	-	-	-	-	-	-	-	-	-	-	-
11/19	DET	1	0	-	-	-	-	-	-	-	-	-	-	-	-	-	-
11/26	at MIN	1	0	-	-	-	-	-	-	-	-	-	-	-	-	-	-
12/3	at SL	1	0	4	2	2	-	-	-	-	-	-	-	-	-	-	-
12/10	SEA	1	0	-	-	-	-	-	-	-	-	-	1	-	-	-	-
12/17	DEN	1	0	-	-	-	-	-	-	-	-	-	-	-	-	-	-
12/24	at SF	1	0	1	1	-	1.0	6.0	-	-	-	-	-	-	-	-	-
12/31	at SD	1	0	-	-	-	-	-	-	-	-	-	-	-	-	-	-
2006 Totals		16	5	27	21	6	1.0	6.0	0	0	0	0	1	2	0	0	0

2005 Arizona Cardinals

Date	Opp	GP	GS	TT	S	A	Sk	Yds	Int	Yds	Lg	TD	PD	FF	FR	Yds	TD
9/11	at NYG	1	0	2	1	1	-	-	-	-	-	-	-	-	-	-	-
9/18	SL	1	0	1	1	-	-	-	-	-	-	-	-	-	-	-	-
9/25	at SEA	1	0	1	1	-	-	-	-	-	-	-	-	-	-	-	-
10/2	SF	1	0	3	1	2	1.0	6.0	-	-	-	-	-	-	1	0	0
10/9	CAR	1	1	4	3	1	-	-	-	-	-	-	-	-	-	-	-
10/19 - Placed on the Reserve/Non-Football Injury List																	
2005 Totals		5	1	11	7	4	1.0	6.0	0	0	0	0	0	0	1	0	0

2004 Arizona Cardinals

Date	Opp	GP	GS	TT	S	A	Sk	Yds	Int	Yds	Lg	TD	PD	FF	FR	Yds	TD
9/12	at SL	1	0	-	-	-	-	-	-	-	-	-	-	-	-	-	-
9/19	NE	1	0	-	-	-	-	-	-	-	-	-	-	-	-	-	-
9/26	at ATL	1	0	-	-	-	1.0	6.0	-	-	-	-	-	1	-	-	-
10/3	NO	1	0	1	1	0	1.0	4.0	-	-	-	-	1	1	-	-	-
10/10	at SF	1	0	2	2	0	2.0	8.0	-	-	-	-	2	-	-	-	-
10/24	SEA	1	0	-	-	-	-	-	-	-	-	-	1	-	-	-	-
10/31	at BUF	1	0	2	0	2	-	-	-	-	-	-	-	-	-	-	-
11/7	at MIA	1	0	-	-	-	-	-	-	-	-	-	-	-	-	-	-
11/14	NYG	1	0	-	-	-	-	-	-	-	-	-	-	-	-	-	-
11/21	at CAR	1	0	2	1	1	-	-	-	-	-	-	-	-	-	-	-
11/28	NYJ	1	0	1	0	1	0.5	4.0	-	-	-	-	-	-	-	-	-
12/5	at DET	1	0	-	-	-	-	-	-	-	-	-	1	-	-	-	-
12/12	SF	1	0	1	0	1	-	-	-	-	-	-	-	-	-	-	-
12/19	SL								INACTIVE								
12/26	at SEA								INACTIVE								
1/2	TB	1	0	3	3	0	-	-	-	-	-	-	-	-	-	-	-
2004 Totals		14	0	12	7	5	4.5	22.0	0	0	0	0	5	2	0	0	0

2003 Arizona Cardinals

Date	Opp	GP	GS	TT	S	A	Sk	Yds	Int	Yds	Lg	TD	PD	FF	FR	Yds	TD
9/7	at DET	1	1	4	4	0	-	-	-	-	-	-	-	-	-	-	-
9/14	SEA	1	1	4	1	3	-	-	-	-	-	-	-	-	-	-	-
9/21	GB	1	1	3	1	2	-	-	-	-	-	-	-	-	-	-	-
9/28	at SL	1	1	1	1	0	-	-	-	-	-	-	-	-	-	-	-
10/5	at DAL	1	1	1	1	0	-	-	-	-	-	-	-	-	-	-	-
10/12	BLT	1	1	1	1	0	-	-	-	-	-	-	-	-	-	-	-
10/26	SF	1	1	5	4	1	1.0	2.0	-	-	-	-	-	-	1	0	0
11/2	CIN	1	1	1	1	0	-	-	-	-	-	-	-	-	-	-	-
11/9	at PIT	1	1	2	1	1	-	-	-	-	-	-	-	-	-	-	-
11/16	at CLV	1	1	3	2	1	-	-	-	-	-	-	-	-	-	-	-
11/23	SL	1	1	1	1	0	-	-	-	-	-	-	-	-	-	-	-
11/30	at CHI	1	1	-	-	-	-	-	-	-	-	-	-	-	-	-	-
12/7	at SF	1	1	3	1	2	-	-	-	-	-	-	-	-	-	-	-
12/14	CAR	1	1	-	-	-	-	-	-	-	-	-	-	-	-	-	-
12/21	at SEA	1	1	1	-	1	-	-	-	-	-	-	-	-	-	-	-
12/28	MIN	1	1	2	2	0	-	-	-	-	-	-	-	-	-	-	-
2003 Totals		16	16	32	21	11	1.0	2.0	0	0	0	0	0	0	1	0	0



91

DEFENSIVE TACKLE
HEIGHT: 6-3

WEIGHT: 325

AGE: 33 (as of opening weekend)

HOMETOWN: Salt Lake City, UT

HIGH SCHOOL: East (UT) HS

COLLEGE: Utah

HOW ACQUIRED: D3 (88), 2005 NFL Draft

EXPERIENCE: NFL: 8th • JETS: 8th

Sione PO'UHA

pronounced: see-OH-nay boe-OOH-ha

Follow Sione

@Pouha91

NY

CAREER HIGHLIGHTS

- Since being placed on IR prior to the 2006 season, Pouha has appeared in every game, 86 total, for the Jets.
- Since becoming a full-time starter under Head Coach Rex Ryan in 2009, the Jets run defense has held opponents to 3.8 yards per carry, the fourth-lowest average in the league during that span.

NY

CAREER TRANSACTIONS

- 03/14/12, NYJ, Re-Signed, UFA
- 02/29/08, NYJ, Signed, Contract Extension
- 08/11/06, NYJ, IR
- 04/23/05, NYJ, D3 (88)

Career Statistics

Year	Team	GP	GS	TT	S	A	Sk	Yds	Int	Yds	Lg	TD	PD	FF	FR	Yds	TD
2005	Jets	14	0	10	7	3	0.0	0.0	0	0	0	0	1	0	0	0	0
2007	Jets	16	1	39	32	7	0.0	0.0	0	0	0	0	1	0	0	0	0
2008	Jets	16	0	23	14	9	0.5	0.0	0	0	0	0	1	0	0	0	0
2009	Jets	16	14	61	34	27	0.0	0.0	0	0	0	0	1	0	0	0	0
2010	Jets	16	15	46	30	16	2.0	14.0	0	0	0	0	4	0	3	2	0
2011	Jets	16	15	55	38	17	1.0	11.0	0	0	0	0	4	1	2	0	0
Career Totals		94	45	234	155	79	3.5	25.0	0	0	0	0	12	1	5	2	0

Additional Statistics

Safeties: 1 (Career); 1 (2011)

Career Bests

Tackles: 9 (10/18/09 vs. BUF)

Solo Tackles: 8 (12/23/07 at TEN)

Fumble Recoveries: 2 (09/13/10 vs. BLT)

Career Postseason Statistics

Year	Team	GP	GS	TT	S	A	Sk	Yds	Int	Yds	Lg	TD	PD	FF	FR	Yds	TD
2009	Jets	3	3	10	6	4	0.0	0.0	0	0	0	0	0	0	0	0	0
2010	Jets	3	3	12	8	4	1.0	3.0	0	0	0	0	0	0	0	0	0
Totals		6	6	22	14	8	1.0	3.0	0	0	0	0	0	0	0	0	0

Postseason Bests

Tackles: 6 (01/23/11 at PIT)

Solo Tackles: 4 (01/17/10 at SD)



SEASON-BY-SEASON REVIEW

2011 (JETS) One of four Jets players, three defensive, to earn *Pro Football Weekly* MidSeason All-Pro team honors, the first such recognition of his career. **SEASON HIGHLIGHTS: (12/11 vs. KC)**...Recorded his first sack of the season when he dropped QB Tyler Palko for an 11-yard loss...Ended the scoring in the Jets 37-10 victory when he tackled RB Jackie Battle in the Chiefs end zone for a safety with 3:43 remaining in the game. **(11/6 at BUF)**...Forced the first fumble of his career when he hit Bills RB Fred Jackson and knocked the ball free...The fumble was recovered by Jets S Jim Leonhard and led to the Jets first touchdown of the day, a one-yard run by RB LaDainian Tomlinson...New York went on to win 27-11 over Buffalo. **(9/11 vs. DAL)**...Recovered a Mike DeVito forced fumble in the fourth quarter...The play kept the Jets down seven (24-17) and allowed the Jets to win 27-24...It was the fourth fumble recovery of his career, all in the last two seasons...Helped limit the Cowboys to 2.5 yards a carry on 26 attempts.

2010 (JETS) Started 15 of the 16 games he played in, and keyed a run defense that finished third in the NFL, allowing just 90.9 yards per game and just 3.6 yards per carry...Notched career-highs in sacks (first two full-sacks of his career), passes defended (four) and fumble recoveries (three)...Finished with 46 tackles (30 solo), tying DT Mike DeVito for the most among defensive linemen. **POSTSEASON:** Collected 12 tackles and the first postseason sack of his career as he started all three games. **(AFC Championship: 1/23 at PIT)**...Matched his post-season-high with six tackles. **(Divisional: 1/16 at NE)**...Registered the first postseason sack of his career when he brought down QB Tom Brady for a three-yard loss. **SEASON HIGHLIGHTS: (12/12 vs. MIA)**...Collected his second sack of the season, dropping QB Chad Henne for a six-yard loss. **(10/17 at DEN)**...Registered the first full-sack of his career when he brought down QB Kyle Orton for a loss of eight yards. **(9/13 vs. BLT)**...Registered the first two fumble recoveries of his career, scooping up QB Joe Flacco and RB Willis McGahee fumbles in the first quarter.

2009 (JETS) Appeared in all 16 regular-season games and made 14 starts as he stepped in following an injury to NT Kris Jenkins...Started at nose tackle for the season's final 10 regular-season games and improved the rushing defense from 21st to fourth in the league in the weeks after he became a starter...Established new career-highs in total tackles (61) and solo tackles (34). **POSTSEASON:** Started all three postseason contests and recorded 10 tackles. **(Divisional: 1/17 at SD)**...Collected a career-best six tackles. **(Wild Card: 1/9 at CIN)**...Made his postseason debut (injured in 2006) and recorded two tackles (one solo). **SEASON HIGHLIGHTS: (12/20 vs. ATL)**...Combined with DE Shaun Ellis to stop RB Jason Snelling on a third-and-goal from the one to force a field goal...Also entered the game as an extra tight end in jumbo package in the fourth quarter. **(10/25 at OAK)**...Named game captain prior to making his first start of the season at nose tackle in place of an injured Jenkins, collecting four tackles (two solo) as the defense recorded their first shutout of the season. **(10/18 vs. BUF)**...Notched a career-high nine tackles, with a career-high six solo stops. **(9/13 at HST)**...Made first start since 12/9/07 vs. CLV at tackle in place of a suspended Ellis and recorded three tackles (one solo) as the team held HST scoreless on offense.

2008 (JETS) Appeared in all 16 games, logging 23 tackles, 0.5 sacks and one pass breakup. **SEASON HIGHLIGHTS: (11/13 at NE)**...Recorded his

first-career half-sack taking down QB Matt Cassel with LB David Bowens on Thursday Night Football.

2007 (JETS) Played in all 16 games, starting one, recording 39 tackles and one pass defended...Produced 17 of his 39 tackles in 2007 in the last four games of the season. **SEASON HIGHLIGHTS: (12/23 at TEN)**...Recorded a season-high eight tackles, all of which were solo, and one pass defended. **(12/9 vs. CLV)**...Registered first-career start, recording two solo tackles.

2006 (JETS) Placed on injured reserve, 8/13.

2005 (JETS) Appeared in 14 games, recording 10 tackles (seven solo) and one pass defended. **SEASON HIGHLIGHTS: (1/1 vs. BUF)**...Rotated in on the defensive line and was credited with two solo tackles and his first-career pass defended. **(9/11 at KC)**...Notched one tackle in his first NFL game.



BEFORE THE NFL

- Signed a letter of intent with Utah in 1997, before leaving for a Mormon mission to Pittsburgh (1998-2000).
- Started 10 games and earned first-team all-conference honors as a senior in 2004, after finishing with 36 tackles, four passes defended and one interception...Helped Utah to the 2005 Fiesta Bowl as part of the Bowl Championship Series.
- Earned *USA Today* honorable-mention All-America honors as a senior at Salt Lake City East (UT) HS in 1999.



OFF THE FIELD

- Born Sione Sonasi Po'uha.
- Parents Sonasi and Susana Pouha.
- Behavioral science and health major at Utah.
- He and his wife, Keiti Kaufusi Pouha, have two sons: Viliami and Sonasi; and two daughters: Leilani and Kesaia.
- Joined New York Jets Owner, Woody Johnson, for the commissioning of the USS New York, which was constructed from steel from the World Trade Center.

Career Awards List

Week/Season	Award/Honor
2011	Kyle Clifton Good Guy Award

Career Sacks

Date	Opp	Qtr	Dwn	Last LOS	Quarterback	Shared With	Yds
11/13/08	NYJ at NE	3	1	NE 36	Matt Cassel	LB David Bowens	0
10/17/10	NYJ at DEN	4	2	DEN 20	Kyle Orton		8
12/12/10	NYJ vs. MIA	4	2	MIA 30	Chad Henne		6
01/16/11	NYJ at NE*	4	2	NYJ 31	Tom Brady		3
12/11/11	NYJ vs. KC	2	2	KC 30	Tyler Palko		11

*Postseason

Career Fumbles

Date	Opp	Qtr	Dwn	Last LOS	Fumbled	Forced	Recovered	Yds
09/13/10	NYJ vs. BLT	1	1	BLT 13	QB Joe Flacco	DE Shaun Ellis**	Pouha	2
09/13/10	NYJ vs. BLT	1	2	NYJ 22	RB Ray Rice	LB Bart Scott	Pouha	0
12/12/10	NYJ vs. MIA	2	2	MIA 38	QB Chad Henne	LB Calvin Pace**	Pouha	0
09/11/11	NYJ vs. DAL	4	3	NYJ 2	QB Tony Romo	DT Mike DeVito**	Pouha	0
10/02/11	NYJ at BLT	4	2	BLT 47	RB Ricky Williams	LB Calvin Pace	Pouha	0
11/06/11	NYJ at BUF	3	1	BUF 22	RB Fred Jackson	Pouha	S Jim Leonhard	3

**Caused on a sack

Career Firsts

First	Date	Game	Result	Note
Game	09/11/05	NYJ at KC	L, 7-27	Made his NFL debut in the opening game of his rookie season
Start	12/09/07	NYJ vs. CLV	L, 18-24	Made his first start in his 27th career game
Sack	11/13/08	NYJ at NE	W, 34-31	Combined with LB David Bowens for a zero-yard sack of Matt Cassel
Full Sack	10/17/10	NYJ at DEN	W, 24-20	Sacked Kyle Orton for an eight-yard loss
Forced Fumble	11/06/11	NYJ at BUF	W, 27-11	Forced a RB Fred Jackson fumble that was recovered by teammate S Jim Leonhard
Fumble Recovery	09/13/10	NYJ vs. BLT	L, 9-10	Recovered a QB Joe Flacco fumble after DE Shaun Ellis sacked Flacco, knocking the ball loose and returned it two yards, was his first of a career-best two fumble recoveries in the game
Safety	12/11/11	NYJ vs. KC	W, 37-10	Tackled RB Jackie Battle in the end zone for a one-yard loss

2011 New York Jets

Date	Opp	GP	GS	TT	S	A	Sk	Yds	Int	Yds	Lg	TD	PD	FF	FR	Yds	TD
9/11	DAL	1	1	1	0	1	-	-	-	-	-	-	-	-	1	0	0
9/18	JAX	1	1	3	3	0	-	-	-	-	-	-	2	-	-	-	-
9/25	at OAK	1	1	3	2	1	-	-	-	-	-	-	-	-	-	-	-
10/2	at BLT	1	1	6	4	2	-	-	-	-	-	-	-	-	1	0	0
10/9	at NE	1	0	2	0	2	-	-	-	-	-	-	-	-	-	-	-
10/17	MIA	1	1	2	2	0	-	-	-	-	-	-	-	-	-	-	-
10/23	SD	1	1	2	1	1	-	-	-	-	-	-	-	-	-	-	-
11/6	at BUF	1	1	6	5	1	-	-	-	-	-	-	-	1	-	-	-
11/13	NE	1	1	5	3	2	-	-	-	-	-	-	-	-	-	-	-
11/17	at DEN	1	1	8	6	2	-	-	-	-	-	-	-	-	-	-	-
11/27	BUF	1	1	2	1	1	-	-	-	-	-	-	-	-	-	-	-
12/4	at WAS	1	1	4	3	1	-	-	-	-	-	-	2	-	-	-	-
12/11	KC	1	1	2	2	0	1.0	11.0	-	-	-	-	-	-	-	-	-
12/18	at PHI	1	1	-	-	-	-	-	-	-	-	-	-	-	-	-	-
12/24	NYG	1	1	4	3	1	-	-	-	-	-	-	-	-	-	-	-
1/1	at MIA	1	1	5	3	2	-	-	-	-	-	-	-	-	-	-	-
2011 Totals		16	15	55	38	17	1.0	11.0	0	0	0	0	4	1	2	0	0

2010 New York Jets

Date	Opp	GP	GS	TT	S	A	Sk	Yds	Int	Yds	Lg	TD	PD	FF	FR	Yds	TD
9/13	BLT	1	1	3	2	1	-	-	-	-	-	-	-	-	2	2	0
9/19	NE	1	1	4	3	1	-	-	-	-	-	-	1	-	-	-	-
9/26	at MIA	1	1	-	-	-	-	-	-	-	-	-	1	-	-	-	-
10/3	at BUF	1	1	2	1	1	-	-	-	-	-	-	-	-	-	-	-
10/11	MIN	1	1	5	2	3	-	-	-	-	-	-	-	-	-	-	-
10/17	at DEN	1	1	2	2	0	1.0	8.0	-	-	-	-	1	-	-	-	-
10/31	GB	1	1	1	1	0	-	-	-	-	-	-	-	-	-	-	-
11/7	at DET	1	1	6	3	3	-	-	-	-	-	-	1	-	-	-	-
11/14	at CLV	1	1	2	1	1	-	-	-	-	-	-	-	-	-	-	-
11/21	HST	1	1	1	1	0	-	-	-	-	-	-	-	-	-	-	-
11/25	CIN	1	1	2	1	1	-	-	-	-	-	-	-	-	-	-	-
12/6	at NE	1	1	7	5	2	-	-	-	-	-	-	-	-	-	-	-
12/12	MIA	1	1	8	6	2	1.0	6.0	-	-	-	-	-	-	1	0	0
12/19	at PIT	1	1	3	2	1	-	-	-	-	-	-	-	-	-	-	-
12/26	at CHI	1	1	-	-	-	-	-	-	-	-	-	-	-	-	-	-
1/2	BUF	1	0	-	-	-	-	-	-	-	-	-	-	-	-	-	-
2010 Totals		16	15	46	30	16	2.0	14.0	0	0	0	0	4	0	3	2	0

2010 Postseason

Date	Opp	GP	GS	TT	S	A	Sk	Yds	Int	Yds	Lg	TD	PD	FF	FR	Yds	TD
1/8	at IND	1	1	2	2	0	-	-	-	-	-	-	-	-	-	-	-
1/16	at NE	1	1	4	3	1	1.0	3.0	-	-	-	-	-	-	-	-	-
1/23	at PIT	1	1	6	3	3	-	-	-	-	-	-	-	-	-	-	-
Totals		3	3	12	8	4	1.0	3.0	0	0	0	0	0	0	0	0	0

2009 New York Jets

Date	Opp	GP	GS	TT	S	A	Sk	Yds	Int	Yds	Lg	TD	PD	FF	FR	Yds	TD
9/13	at HST	1	1	3	1	2	-	-	-	-	-	-	-	-	-	-	-
9/20	NE	1	0	3	3	0	-	-	-	-	-	-	-	-	-	-	-
9/27	TEN	1	1	1	1	0	-	-	-	-	-	-	-	-	-	-	-
10/4	at NO	1	0	7	4	3	-	-	-	-	-	-	-	-	-	-	-
10/12	at MIA	1	1	3	2	1	-	-	-	-	-	-	-	-	-	-	-
10/18	BUF	1	1	9	6	3	-	-	-	-	-	-	-	-	-	-	-
10/25	at OAK	1	1	4	2	2	-	-	-	-	-	-	-	-	-	-	-
11/1	MIA	1	1	4	4	0	-	-	-	-	-	-	-	-	-	-	-
11/15	JAX	1	1	2	2	0	-	-	-	-	-	-	-	-	-	-	-
11/22	at NE	1	1	5	2	3	-	-	-	-	-	-	-	-	-	-	-
11/29	CAR	1	1	4	1	3	-	-	-	-	-	-	-	-	-	-	-
12/3	at BUF	1	1	1	0	1	-	-	-	-	-	-	-	-	-	-	-
12/13	at TB	1	1	4	1	3	-	-	-	-	-	-	1	-	-	-	-
12/20	ATL	1	1	4	3	1	-	-	-	-	-	-	-	-	-	-	-
12/27	at IND	1	1	4	1	3	-	-	-	-	-	-	-	-	-	-	-
1/3	CIN	1	1	3	1	2	-	-	-	-	-	-	-	-	-	-	-
2009 Totals		16	14	61	34	27	0.0	0.0	0	0	0	0	1	0	0	0	0

2009 Postseason

Date	Opp	GP	GS	TT	S	A	Sk	Yds	Int	Yds	Lg	TD	PD	FF	FR	Yds	TD
1/9	at CIN	1	1	2	1	1	-	-	-	-	-	-	-	-	-	-	-
1/17	at SD	1	1	6	4	2	-	-	-	-	-	-	-	-	-	-	-
1/24	at IND	1	1	2	1	1	-	-	-	-	-	-	-	-	-	-	-
Totals		3	3	10	6	4	0.0	0.0	0	0	0	0	0	0	0	0	0

2008 New York Jets

Date	Opp	GP	GS	TT	S	A	Sk	Yds	Int	Yds	Lg	TD	PD	FF	FR	Yds	TD
9/7	at MIA	1	0	2	2	0	-	-	-	-	-	-	-	-	-	-	-
9/14	NE	1	0	3	1	2	-	-	-	-	-	-	-	-	-	-	-
9/22	at SD	1	0	2	1	1	-	-	-	-	-	-	-	-	-	-	-
9/28	ARZ	1	0	1	0	1	-	-	-	-	-	-	-	-	-	-	-
10/12	CIN	1	0	2	1	1	-	-	-	-	-	-	-	-	-	-	-
10/19	at OAK	1	0	1	1	0	-	-	-	-	-	-	-	-	-	-	-
10/26	KC	1	0	2	1	1	-	-	-	-	-	-	-	-	-	-	-
11/2	at BUF	1	0	2	1	1	-	-	-	-	-	-	1	-	-	-	-
11/9	SL	1	0	-	-	-	-	-	-	-	-	-	-	-	-	-	-
11/13	at NE	1	0	2	1	1	0.5	0.0	-	-	-	-	-	-	-	-	-
11/23	at TEN	1	0	-	-	-	-	-	-	-	-	-	-	-	-	-	-
11/30	DEN	1	0	2	2	0	-	-	-	-	-	-	-	-	-	-	-
12/7	at SF	1	0	3	2	1	-	-	-	-	-	-	-	-	-	-	-
12/14	BUF	1	0	-	-	-	-	-	-	-	-	-	-	-	-	-	-
12/21	at SEA	1	0	1	1	0	-	-	-	-	-	-	-	-	-	-	-
12/28	MIA	1	0	-	-	-	-	-	-	-	-	-	-	-	-	-	-
2008 Totals		16	0	23	14	9	0.5	0.0	0	0	0	0	1	0	0	0	0

2007 New York Jets

Date	Opp	GP	GS	TT	S	A	Sk	Yds	Int	Yds	Lg	TD	PD	FF	FR	Yds	TD
9/9	NE	1	0	2	2	0	-	-	-	-	-	-	-	-	-	-	-
9/16	at BLT	1	0	-	-	-	-	-	-	-	-	-	-	-	-	-	-
9/23	MIA	1	0	-	-	-	-	-	-	-	-	-	-	-	-	-	-
9/30	at BUF	1	0	2	1	1	-	-	-	-	-	-	-	-	-	-	-
10/7	at NYG	1	0	1	1	0	-	-	-	-	-	-	-	-	-	-	-
10/14	PHI	1	0	1	1	0	-	-	-	-	-	-	-	-	-	-	-
10/21	at CIN	1	0	3	3	0	-	-	-	-	-	-	-	-	-	-	-
10/28	BUF	1	0	2	1	1	-	-	-	-	-	-	-	-	-	-	-
11/4	WAS	1	0	1	0	1	-	-	-	-	-	-	-	-	-	-	-
11/18	PIT	1	0	5	3	2	-	-	-	-	-	-	-	-	-	-	-
11/22	at DAL	1	0	3	3	0	-	-	-	-	-	-	-	-	-	-	-
12/2	at MIA	1	0	2	1	1	-	-	-	-	-	-	-	-	-	-	-
12/9	CLV	1	1	2	2	0	-	-	-	-	-	-	-	-	-	-	-
12/16	at NE	1	0	6	5	1	-	-	-	-	-	-	-	-	-	-	-
12/23	at TEN	1	0	8	8	0	-	-	-	-	-	-	1	-	-	-	-
12/30	KC	1	0	1	1	0	-	-	-	-	-	-	-	-	-	-	-
2007 Totals		16	1	39	32	7	0.0	0.0	0	0	0	0	1	0	0	0	0

2005 New York Jets

Date	Opp	GP	GS	TT	S	A	Sk	Yds	Int	Yds	Lg	TD	PD	FF	FR	Yds	TD
9/11	at KC	1	0	1	1	0	-	-	-	-	-	-	-	-	-	-	-
9/18	MIA	1	0	-	-	-	-	-	-	-	-	-	-	-	-	-	-
9/25	JAX	1	0	1	0	1	-	-	-	-	-	-	-	-	-	-	-
10/2	at BLT	1	0	-	-	-	-	-	-	-	-	-	-	-	-	-	-
10/9	TB	1	0	-	-	-	-	-	-	-	-	-	-	-	-	-	-
10/16	at BUF	1	0	1	0	1	-	-	-	-	-	-	-	-	-	-	-
10/24	at ATL	1	0	-	-	-	-	-	-	-	-	-	-	-	-	-	-
11/6	SD	1	0	1	1	0	-	-	-	-	-	-	-	-	-	-	-
11/13	at CAR	1	0	-	-	-	-	-	-	-	-	-	-	-	-	-	-
11/20	at DEN	1	0	1	1	0	-	-	-	-	-	-	-	-	-	-	-
11/27	NO								INACTIVE								
12/4	at NE								INACTIVE								
12/11	OAK	1	0	-	-	-	-	-	-	-	-	-	-	-	-	-	-
12/18	at MIA	1	0	-	-	-	-	-	-	-	-	-	-	-	-	-	-
12/26	NE	1	0	3	2	1	-	-	-	-	-	-	-	-	-	-	-
1/1	BUF	1	0	2	2	0	-	-	-	-	-	-	1	-	-	-	-
2005 Totals		14	0	10	7	3	0.0	0.0	0	0	0	0	1	0	0	0	0



29

RUNNING BACK

HEIGHT: 5-10

WEIGHT: 204

AGE: 23 (as of opening weekend)

HOMETOWN: Lakeland, FL

HIGH SCHOOL: Lake Gibson (FL) HS

COLLEGE: Louisville

HOW ACQUIRED: D4 (126), 2011 NFL Draft

EXPERIENCE: NFL: 2nd • JETS: 2nd

Bilal POWELL

NY

PRO CAREER

- Second-year running back who carried 13 times his rookie season as the team's fourth running back on the depth chart.

NY

CAREER TRANSACTIONS

- 04/30/11, NYJ, D4 (126)

NY

SEASON-BY-SEASON REVIEW

2011 (JETS) Active for four games and saw action in three his rookie season. **SEASON HIGHLIGHTS: (at DEN 11/17)**...Made his NFL debut and saw extended action as RB LaDainian Tomlinson missed the game with an injury and RB Shonn Greene left the game in the first quarter...Registered 11 yards on seven carries and one reception for seven yards, all career bests.

NY

BEFORE THE NFL

- Appeared in 42 games at the University of Louisville with 15 starts, 2,338 yards, 19 TDs on 436 carries...Caught 45 passes for 344 yards and three scores...Had 19 kickoff returns for 422 yards.

- As a senior, earned fourth-team All-American honors by Phil Steele and first-team All-Big East Conference...Ranked second in the conference and 11th in the nation with an average of 117.1 yards per game rushing...His 1,405 yards rushing rank second and his 229 carries rank ninth on the school's single-season record list.
- Two-year starter at cornerback at Lake Gibson High School in Lakeland, FL...Earned second-team all-state, and all-conference honors after posting 1,960 yards and 26 touchdowns his senior year.

NY

OFF THE FIELD

- Majored in justice administration.
- Married, Jessica, and the couple have a son, Tav'is.



46

LONG SNAPPER

HEIGHT: 6-3

WEIGHT: 270

AGE: 28 (as of opening weekend)

HOMETOWN: Enid, OK

HIGH SCHOOL: Ava (MO) HS

COLLEGE: Baker

HOW ACQUIRED: FA (02/02/10)

EXPERIENCE: NFL: 3rd • JETS: 3rd

Tanner PURDUM



Follow Tanner
@TannerPurdum

NY

PRO CAREER

- Entering his third season, Purdum has served as the Jets long snapper for every game since 2010, helping P Steve Weatherford match an NFL record with 42 punts inside the 20-yard line in 2010.

NY

CAREER TRANSACTIONS

- 02/02/10, NYJ, Signed, Reserve/Future
- 08/13/09, KC, Waived
- 04/07/09, KC, Signed, Undrafted FA

NY

SEASON-BY-SEASON REVIEW

2011 (JETS) Long-snapped for first-year punter T.J. Conley's 92 punts, the second-most in team history (99 by Brian Hanson in 1995), and for Nick Folk's 25 field goal attempts...Registered two special teams tackles.

2010 (JETS) Served as the long-snapper on all 84 punts by P Steve Weatherford, helping him tie an NFL record with 42 punts inside the 20-yard line and on all 39 field goal attempts by K Nick Folk, helping Folk tie for third on the Jets single-season list with 30 made field goals...Recorded two special teams tackles. **SEASON HIGHLIGHTS: (9/13 vs. BLT)**...Made his NFL debut.

NY

BEFORE THE NFL

- Served as a graduate assistant coach at Baker (2008) and Avila (2007) following the expiration of his collegiate eligibility.
- Played in 35 games as the club's long snapper and backup quarterback in four seasons at Baker.
- Three-time winner of the NAIA Champions of Character Award.
- Played at Ava High School in Ava, MO under his father, Greg, who served as the head coach.

NY

OFF THE FIELD

- Received his master's degree in education from Baker in 2009.
- Married to wife, Kara.
- Full name is Tanner Gregory Purdum.

Career Statistics

Year	Team	GP	Kicker	FGM	FGA	Pct	XPM	XPA	Pct	Punter	Punts	Blk
2010	Jets	16	Nick Folk	30	39	76.9	37	37	100.0	Steve Weatherford	84	0
2011	Jets	16	Nick Folk	19	25	76.0	44	44	100.0	T.J. Conley	92	0
Career Totals		32		49	64	76.6	81	81	100.0		176	0

Additional Statistics

Special Teams Tackles: 4 (Career): 2 (2010); 2 (2011)

Career Postseason Statistics

Year	Team	GP	Kicker	FGM	FGA	Pct	XPM	XPA	Pct	Punter	Punts	Blk
2010	Jets	3	Nick Folk	2	3	66.7	8	8	100.0	Steve Weatherford	15	0
Totals		3		2	3	66.7	8	8	100.0		15	0



24

CORNERBACK

HEIGHT: 5-11

WEIGHT: 198

AGE: 27 (as of opening weekend)

HOMETOWN: Aliquippa, PA

HIGH SCHOOL: Aliquippa HS

COLLEGE: Pittsburgh

HOW ACQUIRED: D1 (14), 2007 NFL Draft

EXPERIENCE: NFL: 6th • JETS: 6th

Darrelle REVIS

Follow Darrelle

@Revis24

NY

CAREER HIGHLIGHTS

- Selected to the Pro Bowl each of the last four seasons, including three-consecutive seasons as a starter...Named first-team All-Pro by the *Associated Press* each of the last three seasons as well.
- Named to the *Pro Football Weekly* All-Rookie Team in 2007 along with LB David Harris, marking the second-consecutive season that the Jets first two draft selections were all-rookie choices. T D'Brickashaw Ferguson and C Nick Mangold earned similar recognition in 2006.
- In his rookie season in 2007, he led the secondary and ranked third on the team with 91 total tackles, leading the team with 77 solo tackles and 13 passes defended.
- Became the Jets first rookie to start at cornerback on opening

day since Ray Mickens, at DEN, 09/06/96.

- Tied a Jets record when he returned an interception 100-yards for a touchdown vs. MIA (10/17/11).
- In three seasons under Head Coach Rex Ryan, he has led a secondary that ranks first in the league in net passing yards per game (185.1), opposing completion percentage (52.2%) and fewest touchdown passes allowed (47).

NY

CAREER TRANSACTIONS

- 09/07/10, NYJ, Signed, Contract Extension
- 04/28/07, NYJ, D1* (14)

* Jets acquired 2007 D1 (14) and 2007 D6 (191 – Korey Hall) from CAR for 2007 D1 (25 – Jon Beason), 2007 D2 (59 – Ryan Kalil) and 2007 D5 (164 – Tim Shaw)

Career Statistics

Year	Team	GP	GS	TT	S	A	Sk	Yds	Int	Yds	Lg	TD	PD	FF	FR	Yds	TD
2007	Jets	16	16	91	77	14	0.0	0.0	3	20	19	0	13	1	0	0	0
2008	Jets	16	16	59	45	14	1.0	9.0	5	38	32t	1	15	1	2	0	0
2009	Jets	16	16	72	59	13	0.0	0.0	6	121	67t	1	34	0	0	0	0
2010	Jets	13	13	35	28	7	0.0	0.0	0	0	0	0	13	0	2	10	0
2011	Jets	16	16	56	49	7	0.0	0.0	4	184	100t	1	23	0	0	0	0
Career Totals		77	77	313	258	55	1.0	9.0	18	363	100t	3	98	2	4	10	0

Career Bests

Tackles: 10 (10/14/07 vs. PHI)

Passes Defended: 5 (three times, last 12/24/11 at NYG)

Interceptions: 2 (three times, last 10/17/11 vs. MIA)

Solo Tackles: 9 (10/14/07 vs. PHI)

Sacks: 1 (11/02/08 at BUF)

Longest INT Return: 100t (10/17/11 vs. MIA)

Career Postseason

Year	Team	GP	GS	TT	S	A	Sk	Yds	Int	Yds	Lg	TD	PD	FF	FR	Yds	TD
2009	Jets	3	3	9	9	0	0.0	0.0	2	26	20	0	3	0	0	0	0
2010	Jets	3	3	14	8	6	0.0	0.0	0	0	0	0	2	0	0	0	0
Totals		6	6	23	17	6	0.0	0.0	2	26	20	0	5	0	0	0	0

Career Postseason Bests

Tackles: 8 (01/23/11 at PIT)

Passes Defended: 2 (01/17/10 at SD)

Longest INT Return: 20 (01/09/10 at CIN)

Solo Tackles: 4 (twice, last 01/16/11 at NE)

Interceptions: 1 (twice, last 01/17/10 at SD)

Darrelle Revis Career Interceptions

Date	Opp	Qtr	Dwn	Last LOS	Quarterback	Target	Yds
10/28/07	NYJ vs. BUF	2	3	NYJ 33	Trent Edwards	WR Roscoe Parrish	19
12/02/07	NYJ at MIA	2	3	50	John Beck	WR Marty Booker	1
12/16/07	NYJ at NE	3	3	NE 14	Tom Brady	WR Randy Moss	0
09/07/08	NYJ at MIA	4	3	NYJ 18***	Chad Pennington	WR Ted Ginn, Jr.**	0
09/28/08	NYJ vs. ARZ	2	3	ARZ 26	Kurt Warner	TE Ben Patrick	32t
09/28/08	NYJ vs. ARZ	4	1	NYJ 9***	Kurt Warner	WR Larry Fitzgerald**	0
11/02/08	NYJ at BUF	4	2	NYJ 25***	Trent Edwards	WR James Hardy**	0
12/14/08	NYJ vs. BUF	4	1	BUF 26	J.P. Losman	TE Robert Royal	6
09/20/09	NYJ vs. NE	1	1	NE 41	Tom Brady	WR Randy Moss	0
10/25/09	NYJ at OAK	1	1	NYJ 33***	JaMarcus Russell	WR Todd Watkins	0
11/29/09	NYJ vs. CAR	1	3	NYJ 39	Jake Delhomme	WR Steve Smith	67t
11/29/09	NYJ vs. CAR	2	1	CAR 20	Jake Delhomme	WR Steve Smith	0
12/03/09	NYJ at BUF	4	2	BUF 13	Ryan Fitzpatrick	WR Terrell Owens**	0
12/13/09	NYJ at TB	4	3	NYJ 49	Josh Freeman	WR Brian Clark	54
01/09/10	NYJ at CIN*	2	3	NYJ 41	Carson Palmer	WR Chad Ochocinco	20
01/17/10	NYJ at SD*	3	3	NYJ 36	Philip Rivers	WR Vincent Jackson	6
09/11/11	NYJ vs. DAL	4	1	DAL 41	Tony Romo	WR Dez Bryant	20
10/17/11	NYJ vs. MIA	1	3	NYJ 15***	Matt Moore	WR Brandon Marshall	100t
10/17/11	NYJ vs. MIA	4	1	NYJ 45	Matt Moore	WR Clyde Gates	0
10/24/11	NYJ vs. SD	4	3	NYJ 25	Philip Rivers	WR Vincent Jackson	64

*Postseason

**Final Defensive Play of the Game

***Interception occurred in the end zone

Darrelle Revis Career Sacks

Date	Opp	Qtr	Dwn	Last LOS	Quarterback	Shared With	Yds
11/02/08	at BUF	1	1	BUF 15	Trent Edwards**		9

**Forced Fumble

Darrelle Revis Career Fumbles

Date	Opp	Qtr	Dwn	Last LOS	Fumbled	Forced	Recovered	Yds
09/30/07	NYJ at BUF	1	1	NYJ 38	TE Robert Royal	Revis	LB Victor Hobson	0
12/16/07	NYJ at NE	4	-	Punt	RB Leon Washington	-	Revis***	0
11/02/08	NYJ at BUF	1	1	BUF 6	QB Trent Edwards	Revis**	Revis	0
12/21/08	NYJ at SEA	2	3	50	TE Will Heller	DB Dwight Lowery	Revis	0
10/11/10	NYJ vs. MIN	3	1	NYJ 49	QB Brett Favre	Aborted Snap	Revis	10
10/17/10	NYJ at DEN	1	2	NYJ 35	RB Knowshown Moreno	CB Drew Coleman	Revis	0

**Caused on a sack

***Recovered Teammate's Fumble

NY SEASON-BY-SEASON REVIEW

2011 (JETS) Finished tied for first on the team with four interceptions, returning them for a team-high 184 yards, including a 100-yard return for a touchdown vs. MIA (10/17), that tied a team record...Finished with 56 tackles and 23 passes defended, the second-most in his career...Started all 16 games for the fourth time in his career...One of four Jets players, three defensive, to earn *Pro Football Weekly* MidSeason All-Pro team honors. **SEASON HIGHLIGHTS: (12/24 vs. NYG)**...Matched his single-game-high with five passes defended. **(10/23 vs. SD)**...Caught a deflected QB Philip Rivers pass in the fourth quarter that he returned to the Chargers 19-yard line...The interception set up the Jets go ahead touchdown and made the score 24-21...It was his third interception in as many weeks. **(10/17 vs. MIA)**...Recorded the third multiple-interception game of his career when he snatched two QB Matt Moore passes in the Jets 24-6 victory. He tied a franchise record, when he returned the first interception 100 yards for a touchdown. **(9/11 vs. DAL)**...Intercepted a Tony Romo pass with :59 remaining in the game and returned it to the Cowboys 34...The play led to a game-winning 50-yard FG by Nick Folk...It was Revis' 15th career theft, seventh in the fourth quarter and fourth with 2:00 minutes or less remaining and the game within seven points.

2010 (JETS) Missed games for the first time in his career as he was inactive for contests at MIA, 09/26, and at BUF, 10/03, due to a hamstring injury and in the season finale vs. BUF, 01/02/11, as he was rested for the postseason...Started all 13 games in which he played, notching 35 tackles, 13 passes defended and two fumble recoveries...Named to his second-consecutive All-Pro first-team by the *Associated Press* and his third-consecutive Pro Bowl team, his second-straight as a starter. **POSTSEASON:** Started all three postseason games, collecting two passes defended and 14 tackles, the fourth-most on the team. **(AFC Championship: 1/23 at PIT)**...Recorded a postseason-high eight tackles as he and CB Antonio Cromartie combined to hold starting WRs Hines Ward and Mike Wallace to three receptions for 20 yards. **(Wild Card: 1/9 at IND)**...Named game captain and responded by holding WR Reggie Wayne, the league's second-leading receiver, to one reception for one yard as Wayne was targeted just once. **SEASON HIGHLIGHTS: (12/19 at PIT)**...Named game captain as he returned to his hometown of Pittsburgh for the first time in the NFL...Registered a season-high seven tackles and recorded a pass defended. **(11/25 vs. CIN)**...Collected two tackles and a pass defended as he limited WR Terrell Owens to three receptions for 17 yards. **(11/7 at DET)**...Matched up with WR Calvin Johnson for the entire game, limiting the Pro Bowl receiver to

one reception for 13 yards. **(10/17 at DEN)**...Recovered a RB Knowshown Moreno fumble that was caused by CB Drew Coleman...Part of a secondary that helped hold DEN, the league's number-two passing offense at the time, to 201 yards passing, 132 yards below their average. **(10/11 vs. MIN)**...Named game captain as he returned from missing the previous two games with a hamstring injury...Helped set up a field goal early in the third quarter when he recovered a fumble by QB Brett Favre on an aborted snap. **(9/26 at MIA)**...Snapped his streak of 50 consecutive starts to begin his career as he missed the game with an injury suffered vs. NE, 09/19. **(9/19 vs. NE)**...Injured his hamstring at the end of the first half and missed the second half of the NE game as well as the next two games.

2009 (JETS) Named first-team All-Pro by the *Associated Press*, finished second in voting for the NFL's Defensive Player of the Year Award and earned his second-consecutive Pro Bowl appearance, his first as a starter, after starting all 16 regular-season games and spearheading the Jets top-ranked defense...The defense paced the NFL in seven categories: total yards allowed, points allowed, yards allowed per play, passing yards allowed, passing yards allowed per play, first downs allowed and third-down percentage against...It marked the first time in team history the Jets led the NFL in total defense...Finished the regular season with 72 tackles (59 solo), six interceptions, one of which he returned 67 yards for a touchdown and an NFL-high 34 passes defended.

POSTSEASON: Made his postseason debut, starting all three postseason games and recording nine solo tackles, two interceptions for 26 yards and three passes defended. **(AFC Championship: 1/24 at IND)**...Held Colts WR Reggie Wayne to three receptions for 33 yards, recording three solo tackles. **(Divisional: 1/17 at SD)**...Intercepted Philip Rivers in the third quarter and returned the ball for six yards...Became just the ninth Jet to record two postseason interceptions...Finished with two tackles and two passes defended. **(Wild Card: 1/9 at CIN)**...Made NFL postseason debut as he intercepted QB Carson Palmer and returned the ball 20 yards, leading to a four-play, 57-yard TD drive...Held WR Chad Ochocinco to two receptions for 28 yards...Finished with four tackles and a pass defended. **SEASON HIGHLIGHTS: (12/20 vs. ATL)**...Recorded five tackles (three solo) and three passes defended, holding Pro Bowl WR Roddy White to three receptions for 33 yards. **(12/13 at TB)**...Intercepted QB Josh Freeman in the fourth quarter and returned it 54 yards to the TB seven-yard line...The interception was his sixth of the season, establishing a new career-high. **(12/3 at BUF, in Toronto)**...Intercepted QB Ryan Fitzpatrick with 2:02 left in the fourth quarter to seal the 19-13 victory...Held WR Owens to three catches for 31 yards...Registered a new career-high with five passes defended. **(11/29 vs. CAR)**...Named AFC Defensive Player of the Week after he intercepted

QB Jake Delhomme's pass in the first quarter and returned it 67 yards for his first touchdown of the season and second of his career...Picked off Delhomme again in the second quarter...It was the second time in his career he recorded a multi-interception game, he also intercepted QB Kurt Warner twice vs. ARZ, 09/28/08. **(11/22 at NE)**...Held WR Randy Moss to five receptions for 34 yards and a touchdown, holding the league's fifth-leading receiver in receiving yardage to nine receptions for 58 yards in two games against him. **(10/25 at OAK)**...Intercepted QB JaMarcus Russell in the end zone. **(10/18 vs. BUF)**...Named game captain and held Pro Bowler Owens to three receptions for 13 yards. **(9/20 vs. NE)**...Recorded an interception on a QB Tom Brady pass intended for Moss...Held Moss to four receptions for 24 yards...Part of a defensive effort that did not allow an offensive touchdown for the second-consecutive game. **(9/13 at HST)**...Awarded a game ball after holding 2008 Pro Bowl WR Andre Johnson, the league-leader in receptions and receiving yards in 2008, to four catches for 35 yards in the season opener.

2008 (JETS) Earned Pro Bowl recognition after he started all 16 games, finishing the season with 59 tackles, one sack, 15 passes defended, one forced fumble, two fumble recoveries and five interceptions... Named Jets Defensive Player of the Game after his performance in the overtime win at NE, 11/13/08 and for his outing at BUF, 11/02/08. **SEASON HIGHLIGHTS: (12/21 at SEA)**...Recovered his second fumble of the season after CB Dwight Lowery stripped TE Will Heller of the ball in the second quarter. **(12/14 vs. BUF)**...Intercepted QB J.P. Losman for his team-leading fifth interception of the season with 1:47 remaining in the game, sealing the 31-27 win. **(11/2 at BUF)**...Sacked QB Trent Edwards for a nine-yard loss, forcing a fumble which he would also recover in the first quarter, leading to a 26-yard Jay Feely field goal... The sack was the first of his career as was the fumble recovery...Also recorded an interception off of Edwards...Registered five tackles (four solo)...Nominated for GMC Defensive Player of the Week and named Jets Defensive Player of the Game. **(9/28 vs. ARZ)**...Nominated for AFC Defensive Player of the Week and NFL GMC Defensive Player of the Week after tallying a career-high two interceptions, both off of Warner...Returned one interception 32 yards for a touchdown, the first of his career. **(9/7 at MIA)**...Collected his first interception of the season off of former teammate, QB Chad Pennington, with :10 remaining in the fourth quarter, securing the Jets 20-14 victory.

2007 (JETS) Started every game as a rookie, logging a career-best 91 tackles and three interceptions, a forced fumble and a team-leading 13 passes defended. **SEASON HIGHLIGHTS: (12/16 at NE)**...Picked off Brady in the third quarter for his third interception of the year, beating Moss to the ball. **(12/2 at MIA)**...Intercepted QB John Beck, returning the ball for one yard. **(11/22 at DAL)**...Recorded six solo tackles with one pass defended...Covered Owens for the majority of the game and helped limit him to six receptions for 65 yards and a touchdown, ending his streak of four-consecutive 100-yard receiving games. **(10/28 vs. BUF)**...Intercepted Edwards in the second quarter and returned it 19 yards for his first-career interception. **(10/14 vs. PHI)**...Recording career-highs with 10 total tackles and nine solo. **(9/30 at BUF)**...After a short pass, forced the first fumble of his career when he knocked the ball loose from TE Robert Royal before it was recovered by LB Victor Hobson. **(9/9 vs. NE)**...Became the first Jets rookie to start at cornerback on opening day since Ray Mickens at DEN, 09/06/96...Recorded six total tackles with five solos.

NY

BEFORE THE NFL

- Finished his three-year career at Pittsburgh with 129 tackles, eight interceptions and four touchdowns; two via punt returns and two from interceptions.
- Semifinalist for the 2006 Jim Thorpe Award for the nation's top defensive back.
- Named to Rivals' All-America Team (third-team) as a "utility" player.
- First Pittsburgh cornerback to be selected first-team all-conference twice since Hank Poteat accomplished the feat in 1998 and 1999.
- His 73-yard punt return against West Virginia was selected the 2006 "College Football Play of the Year" by ESPN. On the play, Revis fielded the punt on a bounce, cut all the way across the field and then weaved through several potential tacklers up the sideline to reach the end zone.
- As a junior, became the first player in Pittsburgh history to return an interception for a touchdown in consecutive games.
- In 2004, was named first-team Freshman All-America by *The Sporting News*.
- The first true freshman to start an opening game at cornerback for Pitt's defense since 2000.
- Played quarterback, defensive back, wide receiver, and kick returner at Aliquippa (PA) HS, where he was named the *Associated Press* Pennsylvania Class AA Player of the Year and a first-team selection of the Pennsylvania Class AA All-State team as a senior.
- Compiled 1,637 total yards and 13 touchdowns as a senior, averaging 15.4 yards per touch.

NY

OFF THE FIELD

- Social Sciences major at Pittsburgh.
- In track at Aliquippa HS, he ran on the WPIAL Class AA champion 400-meter relay team that placed third at state championships.
- Played basketball, averaging 22.8 points per game as a senior in earning *Associated Press* Pennsylvania Class AA All-State first-team honors and a selection for the *Pittsburgh Post-Gazette's* "Fabulous Five."
- Nephew of former defensive tackle Sean Gilbert, who spent 12 seasons with the Rams, Redskins, Panthers and Raiders and also attended Pitt (1988-91) and Aliquippa HS.
- Participated in the United Way Hometown Huddle in 2007, which supports youth fitness by volunteering time and lending a voice.
- Supported Play 60 NFL Draft week event in 2008 which promotes children getting out and playing for one hour a day.
- Served as a spokesperson for the Jets Taste of the NFL event in Manhattan, an event dedicated to helping fight hunger in the New York Tri-State area.
- Has a daughter, Deyani, and a son, Jayden.

Darrelle Revis vs. the NFL

Team	GP	TT	Sk	Yds	Int	TD	PD	FF	FR	TD
ARZ	1	4	0.0	0.0	2	1	2	0	0	0
ATL	1	5	0.0	0.0	0	0	3	0	0	0
BLT	3	7	0.0	0.0	0	0	2	0	0	0
BUF	8	46	1.0	9.0	4	0	15	2	1	0
CAR	1	2	0.0	0.0	2	1	3	0	0	0
CHI	1	4	0.0	0.0	0	0	1	0	0	0
CIN	5	19	0.0	0.0	1	0	3	0	0	0
CLV	2	5	0.0	0.0	0	0	2	0	0	0
DAL	2	12	0.0	0.0	1	0	3	0	0	0
DEN	3	10	0.0	0.0	0	0	8	0	1	0
DET	1	3	0.0	0.0	0	0	2	0	0	0
GB	1	3	0.0	0.0	0	0	1	0	0	0
HST	2	7	0.0	0.0	0	0	2	0	0	0
IND	3	10	0.0	0.0	0	0	1	0	0	0
JAX	2	8	0.0	0.0	0	0	2	0	0	0
KC	3	12	0.0	0.0	0	0	3	0	0	0
MIA	9	37	0.0	0.0	4	1	10	0	0	0
MIN	1	1	0.0	0.0	0	0	0	0	1	0
NE	11	45	0.0	0.0	2	0	9	0	0	0
NO	1	3	0.0	0.0	0	0	3	0	0	0
NYG	2	8	0.0	0.0	0	0	6	0	0	0
OAK	3	7	0.0	0.0	1	0	5	0	0	0
PHI	2	14	0.0	0.0	0	0	0	0	0	0
PIT	3	22	0.0	0.0	0	0	2	0	0	0
SD	3	8	0.0	0.0	2	0	5	0	0	0
SEA	1	3	0.0	0.0	0	0	0	0	1	0
SF	1	4	0.0	0.0	0	0	0	0	0	0
SL	1	5	0.0	0.0	0	0	1	0	0	0
TB	1	3	0.0	0.0	1	0	4	0	0	0
TEN	3	12	0.0	0.0	0	0	5	0	0	0
WAS	2	7	0.0	0.0	0	0	0	0	0	0
TOTALS	83	336	1.0	9.0	20	3	103	2	4	0

Career Firsts

First	Date	Game	Result	Note
Game	09/09/07	NYJ vs. NE	L, 14-38	Made his NFL debut in the first game of his rookie season
Start	09/09/07	NYJ vs. NE	L, 14-38	Started the first game in which he played
Interception	10/28/07	NYJ vs. BUF	L, 3-13	Intercepted a BUF QB Trent Edwards pass intended for WR Roscoe Parrish
Sack	11/02/08	NYJ at BUF	W, 26-17	Sacked BUF QB Trent Edwards for nine yards, forcing a fumble which he would also recover
Forced Fumble	09/30/07	NYJ at BUF	L, 14-17	Forced a fumble from BUF TE Robert Royal that was recovered by teammate Eric Barton
Fumble Recovery	12/16/07	NYJ at NE	L, 10-20	Recovered teammate Leon Washington's fumble on a punt return
Touchdown	09/28/08	NYJ vs. ARZ	W, 56-35	Intercepted an ARZ QB Kurt Warner pass, returning it 32 yards for a touchdown
Multi-INT	09/28/08	NYJ vs. ARZ	W, 56-35	Intercepted ARZ QB Kurt Warner twice, once in the second quarter for a 32-yard touchdown return and again in the fourth quarter, as he picked off a pass in the end zone on the final play of the game

2011 New York Jets

Date	Opp	GP	GS	TT	S	A	Sk	Yds	Int	Yds	Lg	TD	PD	FF	FR	Yds	TD
9/11	DAL	1	1	6	5	1	-	-	1	20	20	0	2	-	-	-	-
9/18	JAX	1	1	3	3	0	-	-	-	-	-	-	-	-	-	-	-
9/25	at OAK	1	1	0	0	0	-	-	-	-	-	-	-	-	-	-	-
10/2	at BLT	1	1	2	0	2	-	-	-	-	-	-	-	-	-	-	-
10/9	at NE	1	1	5	4	1	-	-	-	-	-	-	1	-	-	-	-
10/17	MIA	1	1	3	3	0	-	-	2	100	100t	1	5	-	-	-	-
10/23	SD	1	1	3	3	0	-	-	1	64	64	0	3	-	-	-	-
11/6	at BUF	1	1	5	5	0	-	-	-	-	-	-	1	-	-	-	-
11/13	NE	1	1	3	3	0	-	-	-	-	-	-	-	-	-	-	-
11/17	at DEN	1	1	3	2	1	-	-	-	-	-	-	1	-	-	-	-
11/27	BUF	1	1	8	8	0	-	-	-	-	-	-	1	-	-	-	-
12/4	at WAS	1	1	4	2	2	-	-	-	-	-	-	-	-	-	-	-
12/11	KC	1	1	4	4	0	-	-	-	-	-	-	1	-	-	-	-
12/18	at PHI	1	1	4	4	0	-	-	-	-	-	-	-	-	-	-	-
12/24	NYG	1	1	2	2	0	-	-	-	-	-	-	5	-	-	-	-
1/1	at MIA	1	1	1	1	0	-	-	-	-	-	-	3	-	-	-	-
2011 Totals		16	16	56	49	7	0.0	0.0	4	184	100t	1	23	0	0	0	0

2010 New York Jets

Date	Opp	GP	GS	TT	S	A	Sk	Yds	Int	Yds	Lg	TD	PD	FF	FR	Yds	TD
9/13	BLT	1	1	-	-	-	-	-	-	-	-	-	-	-	-	-	-
9/19	NE	1	1	4	4	0	-	-	-	-	-	-	1	-	-	-	-
9/26	at MIA								INACTIVE (HAMSTRING)								
10/3	at BUF								INACTIVE (HAMSTRING)								
10/11	MIN	1	1	1	1	0	-	-	-	-	-	-	-	-	1	10	-
10/17	at DEN	1	1	3	3	0	-	-	-	-	-	-	3	-	1	0	-
10/31	GB	1	1	3	1	2	-	-	-	-	-	-	1	-	-	-	-
11/7	at DET	1	1	3	2	1	-	-	-	-	-	-	2	-	-	-	-
11/14	at CLV	1	1	2	2	0	-	-	-	-	-	-	-	-	-	-	-
11/21	HST	1	1	3	3	0	-	-	-	-	-	-	2	-	-	-	-
11/25	CIN	1	1	2	1	1	-	-	-	-	-	-	1	-	-	-	-
12/6	at NE	1	1	1	1	0	-	-	-	-	-	-	-	-	-	-	-
12/12	MIA	1	1	2	0	2	-	-	-	-	-	-	1	-	-	-	-
12/19	at PIT	1	1	7	6	1	-	-	-	-	-	-	1	-	-	-	-
12/26	at CHI	1	1	4	4	0	-	-	-	-	-	-	1	-	-	-	-
1/2	BUF								INACTIVE								
2010 Totals		13	13	35	28	7	0	0	0	0	0	0	13	0	2	10	0

2010 Postseason

Date	Opp	GP	GS	TT	S	A	Sk	Yds	Int	Yds	Lg	TD	PD	FF	FR	Yds	TD
1/8	at IND	1	1	1	1	0	-	-	-	-	-	-	-	-	-	-	-
1/16	at NE	1	1	5	4	1	-	-	-	-	-	-	1	-	-	-	-
1/23	at PIT	1	1	8	3	5	-	-	-	-	-	-	1	-	-	-	-
Totals		3	3	14	8	6	0	0	0	0	0	0	2	0	0	0	0

Career Awards List

Week/Season	Award/Honor
Week 4/ 2008	AFC Defensive Player of the Week
Week 4/ 2008	NFL GMC Defensive Player of the Week
2008	Pro Bowl
Week 12/ 2009	AFC Defensive Player of the Week
2009	1st Team <i>Associated Press</i> All Pro
2009	2nd in NFL Defensive Player of the Year
2009	Pro Bowl
2009	Curtis Martin Team Most Valuable Player
2010	Pro Bowl
Week 6/ 2011	AFC Defensive Player of the Week
2011	Pro Football Weekly Mid Season All-Pro
2011	Pro Bowl
2011	Curtis Martin Team Most Valuable Player

2009 New York Jets

Date	Opp	GP	GS	TT	S	A	Sk	Yds	Int	Yds	Lg	TD	PD	FF	FR	Yds	TD
9/13	at HST	1	1	4	1	3	-	-	-	-	-	-	-	-	-	-	-
9/20	NE	1	1	7	7	0	-	-	1	0	0	0	1	-	-	-	-
9/27	TEN	1	1	8	8	0	-	-	-	-	-	-	3	-	-	-	-
10/4	at NO	1	1	3	2	1	-	-	-	-	-	-	3	-	-	-	-
10/12	at MIA	1	1	6	5	1	-	-	-	-	-	-	-	-	-	-	-
10/18	BUF	1	1	6	5	1	-	-	-	-	-	-	3	-	-	-	-
10/25	at OAK	1	1	5	3	2	-	-	1	0	0	0	3	-	-	-	-
11/1	MIA	1	1	3	2	1	-	-	-	-	-	-	-	-	-	-	-
11/15	JAX	1	1	5	5	0	-	-	-	-	-	-	2	-	-	-	-
11/22	at NE	1	1	4	4	0	-	-	-	-	-	-	3	-	-	-	-
11/29	CAR	1	1	2	2	0	-	-	2	67	67t	1	3	-	-	-	-
12/3	at BUF	1	1	4	3	1	-	-	1	0	0	0	5	-	-	-	-
12/13	at TB	1	1	3	3	0	-	-	1	54	54	0	4	-	-	-	-
12/20	ATL	1	1	5	3	2	-	-	-	-	-	-	3	-	-	-	-
12/27	at IND	1	1	6	5	1	-	-	-	-	-	-	1	-	-	-	-
1/3	CIN	1	1	1	1	0	-	-	-	-	-	-	-	-	-	-	-
2009 Totals		16	16	72	59	13	0	0	6	121	67t	1	34	0	0	0	0

2009 Postseason

Date	Opp	GP	GS	TT	S	A	Sk	Yds	Int	Yds	LG	TD	PD	FF	FR	Yds	TD
1/9	at CIN	1	1	4	4	0	-	-	1	20	20	0	1	-	-	-	-
1/17	at SD	1	1	2	2	0	-	-	1	6	6	0	2	-	-	-	-
1/24	at IND	1	1	3	3	0	-	-	-	-	-	-	-	-	-	-	-
Totals		3	3	9	9	0	0	0	2	26	20	0	3	0	0	0	0

2008 New York Jets

Date	Opp	GP	GS	TT	S	A	Sk	Yds	Int	Yds	Lg	TD	PD	FF	FR	Yds	TD
9/7	at MIA	1	1	5	2	3	-	-	1	0	0	0	1	-	-	-	-
9/14	NE	1	1	3	3	0	-	-	-	-	-	-	1	-	-	-	-
9/22	at SD	1	1	3	2	1	-	-	-	-	-	-	-	-	-	-	-
9/28	ARZ	1	1	4	3	1	-	-	2	32	32	1	2	-	-	-	-
10/12	CIN	1	1	6	5	1	-	-	-	-	-	-	-	-	-	-	-
10/19	at OAK	1	1	2	1	1	-	-	-	-	-	-	2	-	-	-	-
10/26	KC	1	1	3	2	1	-	-	-	-	-	-	1	-	-	-	-
11/2	at BUF	1	1	5	4	1	1	9	1	0	0	0	1	1	1	0	0
11/9	SL	1	1	5	4	1	-	-	-	-	-	-	1	-	-	-	-
11/13	at NE	1	1	1	0	1	-	-	-	-	-	-	-	-	-	-	-
11/23	at TEN	1	1	2	2	0	-	-	-	-	-	-	1	-	-	-	-
11/30	DEN	1	1	4	3	1	-	-	-	-	-	-	4	-	-	-	-
12/7	at SF	1	1	4	4	0	-	-	-	-	-	-	-	-	-	-	-
12/14	BUF	1	1	5	4	1	-	-	1	6	6	0	1	-	-	-	-
12/21	at SEA	1	1	3	3	0	-	-	-	-	-	-	-	-	1	0	0
12/28	MIA	1	1	4	3	1	-	-	-	-	-	-	-	-	-	-	-
2008 Totals		16	16	59	45	14	1	9	5	38	32	1	15	1	2	0	0

2007 New York Jets

Date	Opp	GP	GS	TT	S	A	Sk	Yds	Int	Yds	Lg	TD	PD	FF	FR	Yds	TD
9/9	NE	1	1	6	5	1	-	-	-	-	-	-	-	-	-	-	-
9/16	at BLT	1	1	5	5	0	-	-	-	-	-	-	2	-	-	-	-
9/23	MIA	1	1	9	8	1	-	-	-	-	-	-	-	-	-	-	-
9/30	at BUF	1	1	7	7	0	-	-	-	-	-	-	2	1	-	-	-
10/7	at NYG	1	1	6	4	2	-	-	-	-	-	-	1	-	-	-	-
10/14	PHI	1	1	10	9	1	-	-	-	-	-	-	-	-	-	-	-
10/21	at CIN	1	1	6	5	1	-	-	-	-	-	-	1	-	-	-	-
10/28	BUF	1	1	6	5	1	-	-	1	19	19	-	1	-	-	-	-
11/4	WAS	1	1	3	2	1	-	-	-	-	-	-	-	-	-	-	-
11/18	PIT	1	1	7	5	2	-	-	-	-	-	-	-	-	-	-	-
11/22	at DAL	1	1	6	6	0	-	-	-	-	-	-	1	-	-	-	-
12/2	at MIA	1	1	4	3	1	-	-	1	1	1	-	-	-	-	-	-
12/9	CLV	1	1	3	3	0	-	-	-	-	-	-	2	-	-	-	-
12/16	at NE	1	1	6	3	3	-	-	1	0	0	-	1	-	-	-	-
12/23	at TEN	1	1	2	2	0	-	-	-	-	-	-	1	-	-	-	-
12/30	KC	1	1	5	5	0	-	-	-	-	-	-	1	-	-	-	-
2007 Totals		16	16	91	77	14	0	0	3	20	19	0	13	1	0	0	0



92

DEFENSIVE END

HEIGHT: 6-6

WEIGHT: 280

AGE: 28 (as of opening weekend)

HOMETOWN: Dublin, OH

HIGH SCHOOL: Scioto (OH) HS

COLLEGE: Ohio State

HOW ACQUIRED: FA (04/16/12)

EXPERIENCE: NFL: 5th • JETS: 1st

Jay RICHARDSON



Follow Jay
@JayRichardson99

NY

PRO CAREER

- Five-year veteran who has started 22-of-55 career games, logging 116 tackles and seven sacks.

NY

CAREER TRANSACTIONS

- 04/16/12, NYJ, Signed, FA
- 11/03/10, SEA, Signed, FA
- 09/10/10, OAK, Waived
- 09/05/10, OAK, IR
- 04/29/07, OAK, D5a (138)

Career Statistics

Year	Team	GP	GS	TT	S	A	Sk	Yds	Int	Yds	Lg	TD	PD	FF	FR	Yds	TD
2007	OAK	16	11	33	25	8	1.0	8.0	0	0	0	0	0	0	0	0	0
2008	OAK	16	11	52	38	14	3.0	24.0	0	0	0	0	1	0	0	0	0
2009	OAK	16	0	23	18	5	3.0	18.0	0	0	0	0	0	0	0	0	0
2010	SEA	7	0	8	5	3	0.0	0.0	0	0	0	0	0	0	0	0	0
Career Totals		55	22	116	86	30	7.0	50.0	0	0	0	0	1	0	0	0	0

Additional Statistics

Safeties: 1 (Career); 1 (2008)

Career Bests

Tackles: 8 (10/12/08 at NO)

Career Postseason

Year	Team	GP	GS	TT	S	A	Sk	Yds	Int	Yds	Lg	TD	PD	FF	FR	Yds	TD
2010	SEA	2	0	2	1	1	0.0	0.0	0	0	0	0	0	0	0	0	0
Totals		2	0	2	1	1	0.0	0.0	0	0	0	0	0	0	0	0	0

Career Sacks

Date	Game	Qtr	Dwn	Last LOS	Quarterback	Shared With	Yds
12/02/07	OAK vs. DEN	3	3	OAK 18	Jay Cutler		8
09/28/08	OAK vs. SD	2	2	OAK 16	Philip Rivers		9
11/16/08	OAK at MIA	3	1	MIA 6	Chad Pennington		6**
12/21/08	OAK vs. HST	3	1	HST 36	Matt Schaub		9
10/04/09	OAK at HST	3	2	HST 17	Matt Schaub		5
10/18/09	OAK vs. PHI	3	2	PHI 48	Donovan McNabb		13
01/03/10	OAK vs. BLT	2	1	OAK 49	Joe Flacco		0

**Safety

NY SEASON-BY-SEASON REVIEW

2010 (SEA) Signed with the team prior to Week Nine...Saw action in seven of the final nine games of the season, logging eight tackles... Made his postseason debut, as he appeared in both the Wild Card win vs. NO (1/8) and the Divisional Playoff loss at CHI (1/16).

2009 (OAK) Appeared in 16 games for the third-consecutive season... Collected 23 tackles and matched his career-high with three sacks.

2008 (OAK) Again saw action in all 16 games, making 11 starts... Notched career bests in tackles (52), sacks (three) and passes defended (one). **SEASON HIGHLIGHTS: (11/16 at MIA)**...Sacked QB Chad Pennington in the end zone for a safety.

2007 (OAK) Saw action in all 16 games as a fifth-round pick...Made 11 starts and posted 33 tackles and a sack. **SEASON HIGHLIGHTS: (12/2 vs. DEN)**...Recorded the first sack of his career, dropping QB Jay Cutler for an eight-yard loss. **(9/23 vs. CLV)**...Started for the first time in his career, the first of 11 starts his rookie season. **(9/9 vs. DET)**...Made his NFL debut.

NY BEFORE THE NFL

- Saw action in 39 games at Ohio State and registered 52 tackles with seven sacks, had 12.5 tackles for loss and three quarterback pressures...Caused and recovered a fumble while also deflecting nine passes.
- Started all 13 games as a senior at defensive end...Recorded 25

tackles with eight sacks and 8.5 tackles for loss...Led the team's defensive linemen with seven pass deflections.

- As a junior, played in 12 games as a reserve left defensive end... Had 11 tackles with two sacks, adding two pass deflections and a forced fumble.
- As a sophomore, started the first six games at defensive end, appearing in nine contests...Recorded 15 tackles with a sack and two tackles for loss.
- First-team All-Ohio selection as a senior after leading Scioto (OH) HS to a 10-2 record...Of his 73 tackles that year, 43 were behind the line of scrimmage...Also played tight end and led the league in touchdown receptions as a senior.

NY OFF THE FIELD

- Father played college football at Tiffin University while his mother played rugby at Ohio State.
- Stared an insurance company, JR & Associates in 2009, providing consumer, business and investment research. www.jayrichardsonassociates.com
- Started the Jay Richardson Foundation in 2008 with the mission to generate awareness of heart health and to provide young men opportunities for excellence in education and sports. www.thejayrichardsonfoundation.com
- Graduated in 2006 with a double major in African American history and communications.

Career Firsts

First	Date	Game	Result	Note
Game	09/09/07	OAK vs. DET	L, 13-7	Made professional debut versus Detroit recording a solo tackle
Start	09/23/07	Oak vs. CLV	W, 26-24	Made first start versus Cleveland in Week 3 of his rookie season
Sack	12/02/07	OAK vs. DEN	W, 34-20	Dropped QB Jay Cutler for a loss of eight yards

2010 Seattle Seahawks

Date	Opp	GP	GS	TT	S	A	Sk	Yds	Int	Yds	Lg	TD	PD	FF	FR	Yds	TD
11/7	NYG	1	0	2	2	0	-	-	-	-	-	-	-	-	-	-	-
11/14	at ARZ	1	0	-	-	-	-	-	-	-	-	-	-	-	-	-	-
11/21	at NO	1	0	1	1	0	-	-	-	-	-	-	-	-	-	-	-
11/28	KC	1	0	1	1	0	-	-	-	-	-	-	-	-	-	-	-
12/5	CAR	1	0	1	0	1	-	-	-	-	-	-	-	-	-	-	-
12/12	at SF								INACTIVE								
12/19	ATL								INACTIVE								
12/26	at TB	1	0	2	1	1	-	-	-	-	-	-	-	-	-	-	-
1/2	SL	1	0	1	0	1	-	-	-	-	-	-	-	-	-	-	-
2010 Totals		7	0	8	5	3	0.0	0.0	0	0	0	0	0	0	0	0	0

2010 Postseason

Date	Opp	GP	GS	TT	S	A	Sk	Yds	Int	Yds	Lg	TD	PD	FF	FR	Yds	TD
1/8	NO	1	0	1	0	1	-	-	-	-	-	-	-	-	-	-	-
1/16	at CHI	1	0	1	1	0	-	-	-	-	-	-	-	-	-	-	-
Totals		2	0	2	1	1	0.0	0.0	0	0	0	0	0	0	0	0	0

2009 Oakland Raiders

Date	Opp	GP	GS	TT	S	A	Sk	Yds	Int	Yds	Lg	TD	PD	FF	FR	Yds	TD
9/14	SD	1	0	-	-	-	-	-	-	-	-	-	-	-	-	-	-
9/20	at KC	1	0	-	-	-	-	-	-	-	-	-	-	-	-	-	-
9/27	DEN	1	0	-	-	-	-	-	-	-	-	-	-	-	-	-	-
10/4	at HST	1	0	5	2	3	1.0	5.0	-	-	-	-	-	-	-	-	-
10/11	at NYG	1	0	1	1	0	-	-	-	-	-	-	-	-	-	-	-
10/18	PHI	1	0	1	1	0	1.0	13.0	-	-	-	-	-	-	-	-	-
10/25	NYJ	1	0	1	1	0	-	-	-	-	-	-	-	-	-	-	-
11/1	at SD	1	0	-	-	-	-	-	-	-	-	-	-	-	-	-	-
11/15	KC	1	0	1	1	0	-	-	-	-	-	-	-	-	-	-	-
11/22	CIN	1	0	6	5	1	-	-	-	-	-	-	-	-	-	-	-
11/26	at DAL	1	0	3	3	0	-	-	-	-	-	-	-	-	-	-	-
12/6	at PIT	1	0	2	1	1	-	-	-	-	-	-	-	-	-	-	-
12/13	WAS	1	0	-	-	-	-	-	-	-	-	-	-	-	-	-	-
12/20	at DEN	1	0	1	1	0	-	-	-	-	-	-	-	-	-	-	-
12/27	at CLV	1	0	-	-	-	-	-	-	-	-	-	-	-	-	-	-
1/3	BLT	1	0	2	2	0	1.0	0.0	-	-	-	-	-	-	-	-	-
2009 Totals		16	0	23	18	5	3.0	18.0	0	0	0	0	0	0	0	0	0

2008 Oakland Raiders

Date	Opp	GP	GS	TT	S	A	Sk	Yds	Int	Yds	Lg	TD	PD	FF	FR	Yds	TD
9/8	DEN	1	1	4	2	2	-	-	-	-	-	-	-	-	-	-	-
9/14	at KC	1	1	2	2	0	-	-	-	-	-	-	-	-	-	-	-
9/21	at BUF	1	1	4	2	2	-	-	-	-	-	-	-	-	-	-	-
9/28	SD	1	0	4	3	1	1.0	9.0	-	-	-	-	-	-	-	-	-
10/12	at NO	1	1	8	7	1	-	-	-	-	-	-	-	-	-	-	-
10/19	NYJ	1	1	2	1	1	-	-	-	-	-	-	-	-	-	-	-
10/26	at BLT	1	1	6	4	2	-	-	-	-	-	-	-	-	-	-	-
11/2	ATL	1	1	2	2	0	-	-	-	-	-	-	-	-	-	-	-
11/9	CAR	1	1	2	2	0	-	-	-	-	-	-	-	-	-	-	-
11/16	at MIA	1	1	2	2	0	1.0	6.0	-	-	-	-	1	-	-	-	-
11/23	at DEN	1	0	-	-	-	-	-	-	-	-	-	-	-	-	-	-
11/30	KC	1	0	3	3	0	-	-	-	-	-	-	-	-	-	-	-
12/4	at SD	1	1	3	1	2	-	-	-	-	-	-	-	-	-	-	-
12/14	NE	1	0	4	4	0	-	-	-	-	-	-	-	-	-	-	-
12/21	HST	1	0	4	2	2	1.0	9.0	-	-	-	-	-	-	-	-	-
12/28	at TB	1	1	2	1	1	-	-	-	-	-	-	-	-	-	-	-
2008 Totals		16	11	52	38	14	3.0	24.0	0	0	0	0	1	0	0	0	0

2007 Oakland Raiders

Date	Opp	GP	GS	TT	S	A	Sk	Yds	Int	Yds	Lg	TD	PD	FF	FR	Yds	TD
9/9	DET	1	0	1	1	0	-	-	-	-	-	-	-	-	-	-	-
9/16	at DEN	1	0	3	1	2	-	-	-	-	-	-	-	-	-	-	-
9/23	CLV	1	1	3	0	3	-	-	-	-	-	-	-	-	-	-	-
9/30	at MIA	1	1	2	2	0	-	-	-	-	-	-	-	-	-	-	-
10/14	at SD	1	1	1	1	0	-	-	-	-	-	-	-	-	-	-	-
10/21	KC	1	1	1	1	0	-	-	-	-	-	-	-	-	-	-	-
10/28	at TEN	1	0	2	2	0	-	-	-	-	-	-	-	-	-	-	-
11/4	HST	1	1	3	3	0	-	-	-	-	-	-	-	-	-	-	-
11/11	CHI	1	1	2	0	2	-	-	-	-	-	-	-	-	-	-	-
11/18	at MIN	1	0	1	1	0	-	-	-	-	-	-	-	-	-	-	-
11/25	at KC	1	1	4	4	0	-	-	-	-	-	-	-	-	-	-	-
12/2	DEN	1	1	2	2	0	1.0	8.0	-	-	-	-	-	-	-	-	-
12/9	at GB	1	1	-	-	-	-	-	-	-	-	-	-	-	-	-	-
12/16	IND	1	0	2	2	0	-	-	-	-	-	-	-	-	-	-	-
12/23	at JAX	1	1	2	2	0	-	-	-	-	-	-	-	-	-	-	-
12/30	SD	1	1	4	3	1	-	-	-	-	-	-	-	-	-	-	-
2007 Totals		16	11	33	25	8	1.0	8.0	0	0	0	0	0	0	0	0	0



6

QUARTERBACK

HEIGHT: 6-2

WEIGHT: 225

AGE: 25 (as of opening weekend)

HOMETOWN: Mission Viejo, CA

HIGH SCHOOL: Mission Viejo HS

COLLEGE: Southern California

HOW ACQUIRED: D1 (5), 2009 NFL Draft

EXPERIENCE: NFL: 4th • JETS: 4th

Mark **SANCHEZ**

Follow Mark

@Mark_Sanchez

NY

CAREER HIGHLIGHTS

- Has started 46 of a possible 47 games in his career, missing only the contest at TB (12/13/09), with an injury.
- Scored six rushing touchdowns in 2011, second most in a single season by a Jets passer - the most is seven by Al Dorow in 1960... He also ran for three scores in each of his first two seasons...His 12 career-rushing touchdowns rank second in franchise history behind Richard Todd's 14.
- He has produced nine comeback wins in the fourth quarter or overtime, the most in the NFL since Week Six of the 2010 season. His latest comeback came at WAS (12/04/11) when he completed a 30-yard touchdown pass to WR Santonio Holmes with 4:49 remaining.
- Ranks first in team history with nine postseason touchdown passes and second in passing yards, trailing QB Chad Pennington's 1,166 passing yards by 11...Owner of the 10th-best career passer rating in league history.
- Set Jets rookie records for most passing yards (2,444) and most

completions (196) and became the first rookie quarterback in team history to start his team's opening game.

- Named 2009 Offensive Rookie of the Month for September after garnering Pepsi Rookie of the Week honors for the first three weeks of the season.
- Became the first rookie quarterback to start and win his team's first three games of the season since Greg Cook of CIN in 1969.
- Owner of the longest play in Jets postseason history when he found Braylon Edwards for an 80-yard touchdown in the second quarter of the AFC Championship Game at IND, 01/24/10.

NY

CAREER TRANSACTIONS

- 03/12/12, NYJ, Signed, Contract Extension
- 04/25/09, NYJ, D1* (5)

*Jets acquired 2009 D1 (5) from CLV for DE Kenyon Coleman, S Abram Elam, QB Brett Ratliff, 2009 D1 (17 – Josh Freeman) and 2009 D2 (52 – David Veikune)

Mark Sanchez Top 10 Completion Percentage Games

Date	Opp	W/L	Att	Cmp	Pct	Yds	TD	Int	Rate
01/09/10	at CIN*	W	15	12	80.0%	182	1	0	139.4
11/29/09	CAR	W	17	13	76.5%	154	0	1	79.0
11/06/11	at BUF	W	28	20	71.4%	230	1	1	92.9
09/18/11	JAX	W	24	17	70.8%	182	2	2	85.8
09/19/10	NE	W	30	21	70.0%	220	3	0	124.3
01/01/12	at MIA	L	32	21	65.6%	207	2	3	65.5
12/19/10	at PIT	W	29	19	65.5%	170	0	0	81.1
12/26/10	at CHI	L	37	24	64.9%	269	1	1	84.2
01/16/11	at NE*	W	25	16	64.0%	194	3	0	127.3
09/20/09	NE	W	22	14	63.6%	163	1	0	101.1

*Postseason

NY

SEASON-BY-SEASON REVIEW

2011 (JETS) Established career-highs in completion percentage, passing yards, touchdown passes and passer rating for the second-consecutive season, as he completed 308-for-543 for 3,474 yards, 26 touchdowns, 18 interceptions and a 78.2 passer rating...Added 103 rushing yards on 37 carries as he tied RB Shonn Greene for the team lead in rushing touchdowns with six...His six rushing touchdowns stand as the second-most by a quarterback in franchise history, one short of Al Dorow's team record set in the club's inaugural 1960 season...His 32

total touchdowns were tied for the sixth-most of any quarterback in the league, while his six rushing touchdowns by a quarterback tied him with Tim Tebow for second-most in the league. **SEASON HIGHLIGHTS: (12/11 vs. KC)**...Became the first Jets QB to both run and pass for multiple touchdowns in the same game when he connected on 13-of-21 passes for 181 yards, two touchdowns and no interceptions for a passer rating of 121.3. He also led the Jets to their eighth win of the season after defeating the Chiefs 37-10. **(12/4 at WAS)**...Connected with WR Santonio Holmes for a touchdown on a 30-yard pass with 4:49 remaining in the fourth quarter to put the Jets in front of the Redskins 20-16...

Mark Sanchez's Career Statistics

Year	Team	Record	GP	GS	Passing										Rushing				
					Att	Cmp	Pct	Yds	Yds/ Att	TD	Int	Lg	Sk	Rating	Rush	Yds	Avg	Lg	TD
2009	Jets	8-7	15	15	364	196	53.8	2,444	6.7	12	20	65t	26	63.0	36	106	2.9	0	3
2010	Jets	11-5	16	16	507	278	54.8	3,291	6.5	17	13	74t	27	75.3	30	105	3.5	20	3
2011	Jets	8-8	16	16	543	308	56.7	3,474	6.4	26	18	74	39	78.2	37	103	2.8	25	6
Career Totals		27-20	47	47	1,414	782	55.3	9,209	6.5	55	51	74t	92	73.2	103	314	3.0	20	12

Career Record as a Starter

27-20 (.574) (Career): 8-8 (.500) (2011); 11-5 (.687) (2010); 8-7 (.533) (2009)

Miscellaneous Records

Monday Night: 2-4 (Career); 1-0 (2011); 1-2 (2010); 0-1 (2009)

Thursday: 2-1 (Career); 0-1 (2011); 1-0 (2010); 1-0 (2009)

Sunday Night: 3-2 (Career); 1-2 (2011); 1-0 (2010); 1-0 (2009)

Career Bests

Attempts: 59 (12/24/11 vs. NYG)

Completions: 30(12/24/11 vs. NYG)

Yards Passing: 369 (09/25/11 at OAK)

Completion Percentage: 76.5 (11/29/09 vs. CAR)

Passer Rating: 124.3 (09/19/10 vs. NE)

Touchdowns Passing: 4 (11/27/11 vs. BUF)

Interceptions: 5 (10/18/09 vs. BUF)

Longest Completion: 74 (twice, last 09/25/11 at OAK)

Longest Touchdown: 74t (11/07/10 at DET)

Rushing Attempts: 5 (twice, last 11/13/11 vs. NE)

Rushing Yards: 29 (09/18/11 vs. JAX)

Rushing Touchdowns: 2 (12/11/11 vs. KC)

Longest Rush: 25 (10/23/11 vs. SD)

Career Postseason

Year	Team	Record	GP	GS	Passing										Rushing				
					Att	Cmp	Pct	Yds	Yds/ Att	TD	Int	Lg	Sk	Rating	Rush	Yds	Avg	Lg	TD
2009	Jets	2-1	3	3	68	41	60.3	539	7.9	4	2	80t	1	92.7	6	-2	-0.3	2	0
2010	Jets	2-1	3	3	89	54	60.7	616	6.9	5	1	58	3	95.5	5	11	2.2	6	0
Totals		4-2	6	6	157	95	60.5	1,155	7.4	9	3	80t	4	94.3	11	9	0.8	6	0

Postseason Record as a Starter

4-2 (.667) (Career): 2-1 (.667) (2010); 2-1 (.667) (2009)

Postseason Bests

Attempts: 33 (01/23/11 at PIT)

Completions: 20 (01/23/11 at PIT)

Yards Passing: 257 (01/24/10 at IND)

Completion Percentage: 80.0 (01/09/10 at CIN)

Passer Rating: 139.4 (01/09/10 at CIN)

Touchdowns Passing: 3 (01/16/11 at NE)

Longest Completion: 80t (01/24/10 at IND)

Longest Touchdown: 80t (01/24/10 at IND)

Interceptions: 1 three times, last 01/08/11 at IND)

Rushing Attempts: 3 (twice, last 12/04/11 at WAS)

Rushing Yards: 6 (twice, last 01/23/11 at PIT)

Longest Rush: 6 (twice, last 01/23/11 at PIT)

The Jets scored two more touchdowns before the end of the game to bring the final score to 34-19... It marked the 10th come-from-behind win in the fourth quarter or overtime in his three- year career. **(11/27 vs. BUF)**...Recorded a career-high four touchdown passes and the ninth come-from-behind victory in the Jets 28-24 victory against the Bills...With 1:01 remaining, Sanchez found WR Santonio Holmes for 16 yards and the go-ahead touchdown. He finished the game 17-of-35 for 180 yards, the four touchdowns and one interception. **(11/6 at BUF)**... Earned his highest completion percentage (71.4%) of the season and

the third highest of his career when he completed 20-of-28 passes for 230 yards one TD and one INT in New York's first road win of the season, a 27-11 victory over the Bills in Western New York. **(10/9 at NE)**... Registered the 12th game of his career with a 100+-plus passer rating, and the third time he did so against the Patriots, when he completed 16-of-26 passes for 166 yards, two touchdowns and no interceptions. **(9/25 at OAK)**...Established a new career-high with 369 passing yards on 27-of-44 passing...Threw for 173 yards in the first half on 10-of-17 passing, also a career-best...Scored the on a one-yard rush in the first

Mark Sanchez Games with Passer Rating of 100+ (Minimum 15 Attempts)

Date	Opp	W/L	Att	Cmp	Pct	Yds	TD	Int	Rate
01/09/10	at CIN*	W	15	12	80.0%	182	1	0	139.4
01/16/11	at NE*	W	25	16	64.0%	194	3	0	127.3
09/19/10	NE	W	30	21	70.0%	220	3	0	124.3
09/26/10	at MIA	W	28	15	53.6%	256	3	0	120.5
12/11/11	KC	W	21	13	61.9%	181	2	0	121.3
10/25/09	at OAK	W	16	9	56.3%	143	1	0	107.0
10/03/10	at BUF	W	24	14	58.3%	161	2	0	106.4
10/09/11	at NE	L	26	16	61.5%	166	2	0	105.6
01/23/11	at PIT*	L	33	20	60.6%	233	2	0	102.2
09/20/09	NE	W	22	14	63.6%	163	1	0	101.1
11/01/09	MIA	L	35	20	57.1%	265	2	0	100.3
11/21/10	HST	W	38	22	57.9%	315	3	1	100.2

*Postseason

Mark Sanchez Top 10 Passing Games (Yardage)

Date	Opp	W/L	Att	Cmp	Pct	Yds	TD	Int	Rate
09/25/11	at OAK	L	44	27	61.4%	369	2	1	93.8
11/07/10	at DET	W	39	22	56.4%	336	1	1	82.9
09/11/11	DAL	W	44	26	59.1%	335	2	1	88.7
11/21/10	HST	W	38	22	57.9%	315	3	1	100.2
11/13/11	NE	L	39	20	51.3%	306	1	2	64.7
11/14/10	at CLV	W	44	27	61.4%	299	2	1	87.2
09/13/09	at HST	W	31	18	58.1%	272	1	1	84.3
12/26/10	at CHI	L	37	24	64.9%	269	1	1	84.2
11/01/09	MIA	L	35	20	57.1%	265	2	0	100.3
12/24/11	NYG	L	59	30	50.8%	258	1	2	54.2

Mark Sanchez 300-Yard Passing Games

Date	Opp	W/L	Att	Cmp	Pct	Yds	TD	Int	Rate
9/25/11	at OAK	L	43	27	62.8%	369	2	1	96.0
11/7/10	at DET**	W	38	22	57.9%	336	1.0	1	82.9
9/11/11	DAL	W	44	26	59.1%	335	2	1	88.7
11/21/10	HST	W	38	22	57.9%	315	3	1	100.2
11/13/11	NE	L	39	20	51.3%	306	1	2	64.7

**Overtime

quarter. **(9/18 vs. JAX)**...Registered the second-highest completion percentage in the 2011 regular season when he completed 70.8% of his passes (17-of-24) for 182 yards with two touchdowns and two interceptions...Posted a career-best 29 yards rushing on three carries, including a 17-yard carry on third-and-15, the second-longest rush of his career. **(9/11 vs. DAL)**...Recorded his 20th regular season victory as a starting quarterback for the Jets when he led them to a 27-24 victory...He finished the game 26-of-44 for 335 yards, two touchdowns and one interception...The 335 yards were the third-most in a single game in his career...His last completion of the game, a nine-yard pass to RB LaDainian Tomlinson, was the 500th of his career.

2010 (JETS) Started all 16 games for the first time in his career, com-

pleting 278-of-507 passes (54.8%) for 3,291 yards, 17 touchdowns, 13 interceptions and a 75.3 quarterback rating, all career-bests...Added 30 rushing attempts for 105 yards (3.5 avg.) and three touchdowns. **POSTSEASON:** Started all three postseason games leading the Jets back to the AFC Championship Game for the second-consecutive season...Completed 54-of-89 passes (60.7%) for 616 yards, five touchdowns, one interception and a 95.5 rating...Posted passer ratings of 100-plus in two of the three games...Found four different receivers with his five touchdown passes. **(AFC Championship: 1/23 at PIT)**...Registered the third postseason game of his career with a 100-plus passer rating, and second in the 2010 playoffs, when he achieved a 102.2 rating after completing 20-of-33 passes (60.6%) for 233 yards,

two touchdowns and no interceptions...Cut into the deficit when he found WR Santonio Holmes on a 45-yard touchdown pass on the opening drive of the second-half, making the score 24-10...Pulled the club within five points with just over three minutes to play in the game when he capped a 10-play, 58-yard touchdown drive with a four-yard pass to WR Jerricho Cotchery...Finished the second-half with a post-season-best 170 yards passing and two touchdowns, completing 13-of-18 passes (72.2%). **(Divisional: 1/16 at NE)**...Tied QBs Len Dawson, Jake Delhomme, Joe Flacco and Roger Staubach for the most road postseason wins as a starting quarterback in a career with four...Posted a career-best three touchdown passes as he completed 16-of-25 passes (64.0%) for 194 yards, no interceptions, and his second-best postseason passer rating of 127.3...Threw two touchdown passes in the second quarter, first on a seven-yard strike to RB LaDainian Tomlinson and later on a 15-yard hookup with WR Braylon Edwards, to take a 14-3 halftime lead...After NE had cut the lead to 14-11, responded with a five-play, 75-yard drive at the start of the fourth quarter, capping the drive with a seven-yard pass to Holmes, following a 2010 playoff-long 58-yard completion to Cotchery. **(Wild Card: 1/8 at IND)**...Avenge last season's AFC Championship Game loss as he collected the third win of his playoff career, moving him past QBs Joe Namath, Chad Pennington, Vinny Testaverde and Richard Todd for first place for wins among all starting quarterbacks in Jets postseason history...Completed 18-of-31 passes (58.1%) for 189 yards, no touchdowns, one interception and a 62.4 rating...After halftime, connected on nine-of-12 passes (75.0%) for 105 yards...On the final drive, completed all three of his passes for 38 yards, including an 18-yard connection to Edwards with 29 seconds left to play, turning a potential 50-yard game-winning field goal into the 32-yard attempt made by K Nick Folk for the 17-16 win. **SEASON HIGHLIGHTS: (1/2 vs. BUF)**...Started at quarterback but did not attempt a pass has handed off nine times on the opening drive before being replaced by QB Mark Brunell as he rested for the post-season. **(12/26 at CHI)**...Completed 24-of-37 passes (64.9%) for 269 yards, one touchdown and one interception in compiling an 84.2 passer rating...Finished the first half completing 13-of-15 passes for 156 yards after opening the game seven-for-seven with 90 yards passing...Found Holmes with a 23-yard scoring pass to cap a four-play, 66-yard drive. **(12/19 at PIT)**...Connected on 19-of-29 passes (65.5%) for 170 yards with no touchdowns, no interceptions and an 81.1 passer rating...Ran three times for 15 yards, including a seven-yard touchdown run in the third quarter, the final play of an eight-play, 66-yard drive that tied the score at 17-17. **(12/12 vs. MIA)**...Matched his career-high with 44 passing attempts, completing 17 (38.6%) for 216 yards, with no touchdowns, one interception and a passer rating of 45.3...Added 20 yards on two rushing attempts. **(11/21 vs. HST)**...Matched his career-best with three touchdown passes as he completed 22-of-38 passes (57.9%) for 315 yards, one interception and a 100.2 passer rating...His 315 yards passing marked his second-career 300-yard passing performance and second in the last three weeks and capped a three-week stretch in which he lead all NFL quarterbacks with 950 yards...Connected with Edwards for the first touchdown pass, a four-yard score to finish a 10-play, 78-yard drive in the second quarter...Stretched the lead to 20-7 in the third quarter after capping a nine-play, 92-yard touchdown drive with a 41-yard scoring pass to Holmes...Keyed the game-winning drive with 49 seconds to play in the game when he lead the Jets on a five-play, 72-yard drive, getting key plays from Edwards, with a 42-yard catch, and Holmes with the go-ahead six-yard touchdown catch with 10 seconds remaining in the game...Carried twice for

22 yards. **(11/14 at CLV)**...Matched his career-high with 44 attempts, completing a career-best 27 of them for 299 yards, two touchdowns, one interception and an 87.2 rating in the overtime victory...Became the first quarterback in NFL history to lead his club to consecutive overtime wins on the road when he found Holmes for the 37-yard touchdown pass with 16 seconds remaining in overtime...Capped a pair of nine-plus play second-quarter touchdown drives, first with a 25-yard scoring pass to Cotchery to tie the game 10-10 and later to take a 17-13 into halftime following a one-yard touchdown run. **(11/7 at DET)**...Threw for the first 300-yard passing game of his career, gaining 336 yards on 22-of-39 passing...Connected with Edwards on a 74-yard touchdown pass, the longest regular-season passing play of his career and second only to the 80-yard connection between he and Edwards in the 2009 AFC Championship Game at IND, 01/24/10...Brought the Jets back from 10 points down in the fourth quarter with two scoring drives, the first one capped with his fourth-career rushing touchdown and the second covering 60 yards in the final 1:40 to set up a successful 36-yard field goal...On the opening drive in overtime, found Holmes for a 52-yard completion that setup the game-winning field goal...On the final three drives in regulation and overtime, completed 10-of-12 passes for 144 yards and a 116.7 rating. **(10/17 at DEN)**...Threw his first interception of the season to LB Jason Hunter, ending a streak of 184 attempts without an interception, the second-longest in Jets history...Recorded the first game-winning drive of his career when he led the offense on a 10-play, 80-yard touchdown drive over 2:42 to play, giving the club a 24-20 lead with 1:13 to play. **(10/11 vs. MIN)**...Threw a career-high 44 times, completing 21 of them for 191 yards. **(10/3 at BUF)**...Posted his third-consecutive passer rating above 100, when he registered a 106.4 rating after completing 14-of-24 passes for 161 yards and two touchdowns. **(9/26 at MIA)**...For the second-consecutive week, posted a 120-plus passer rating and threw for three touchdown passes...Opened the game completing four-of-five passes for 58 yards, finding TE Dustin Keller for 24 yards, the first of his three touchdown passes...Later connected with Keller on a 12-yard score and found Edwards for 67 yards on the first play of the drive in response to the first Jets deficit of game...Holding a one-point advantage with just under seven minutes to play in the fourth, led the Jets on a 12-play, 80-yard touchdown drive to increase the lead to eight with under two minutes remaining in the fourth. **(9/19 vs. NE)**...Completed a season-best 70% of his passes (21-of-30) for 220 yards and three touchdowns as he posted a 124.3 passer rating, the highest regular-season rating of his career...The three touchdown passes also established a career-high...Trailing 14-10 at halftime, used a six-play, 70-yard, third-quarter drive, capped with a two-yard touchdown pass to Cotchery and a two-point conversion to Edwards to give the Jets their first lead of the game, 21-14...Added a 63-yard drive in the fourth quarter that resulted in a one-yard Keller touchdown catch to provide the final margin of victory in the 28-14 win.

2009 (JETS) Started all 15 games in which he played as a rookie, missing only the Week 14 game at TB (12/13)...Set Jets rookie records for passing yards and completions (breaking Namath's records set in 1965) as he threw for 2,444 yards on 196-of-364 passing...Ran for three touchdowns, the most rushing touchdowns by a Jets quarterback since Todd's five in 1980...Became the first-rookie quarterback in team history to start and win the first game of the season and became the first rookie quarterback since Greg Cook (CIN) in 1969 to start and win his team's first games. **POSTSEASON:** Started all three postseason games, completing 41-of-68 passes (60.3%) for 539 yards, four touch-

downs and three interceptions while only being sacked once and recording a passer rating of 92.7...Set the longest play in Jets postseason history when he connected with Edwards for an 80-yard touchdown in the AFC Championship Game. **(AFC Championship: 1/24 at IND)**...Set a postseason career-high with 257 yards passing and threw two touchdowns...Finished the game with a 93.3 quarterback rating on 17-of-30 passing...Following an IND field goal, responded with an 80-yard touchdown pass to Edwards on the next play to give the Jets a 7-3 lead in the second quarter...The 80-yard score marked both the longest play of his career and the longest postseason play in franchise history...Found Keller for a touchdown for the third-consecutive game as the two connected on a nine-yard pass in the second quarter. **(Divisional: 1/17 at SD)**...Again gave the Jets their first lead of the game when he found Keller for a touchdown, this time on a two-yard pass early in the fourth quarter...Threw for 100 yards on 12-of-23 passing with one touchdown and one interception...Converted on a third-and-four with a seven-yard completion to Cotchery before Greene broke free for a 53-yard touchdown run on the next play. **(Wild Card: 1/9 at CIN)**...Made his postseason debut and earned a game ball as he threw for 182 yards and a touchdown on 12-of-15 passing, for a postseason-best 80.0% completion percentage...Finished with a 139.4 quarterback rating, the second-highest in Jets postseason season history behind only QB Chad Pennington's 142.0 vs. IND, 01/4/03...Found Keller for a 45-yard touchdown that gave the Jets their first lead of the game. **SEASON HIGHLIGHTS: (1/3 vs. CIN)**...Completed eight-of-16 passes for 63 yards before giving way to backup QB Kellen Clemens half-way through the fourth quarter in the 37-point win...Twice converted on third-and-one with one-yard rushes. **(12/27 at IND)**...Connected on 12-of-19 passes for 106 yards with no touchdowns and no interceptions...Registered the first two two-point conversion passes of his career, the first to Keller to give the Jets a three-point lead and the second to Edwards to extend the margin to 14 in the fourth quarter. **(12/20 vs. ATL)**...Named game captain as he returned to action after missing the first game of his career the week earlier...Connected with Edwards for a regular-season-long 65-yard touchdown pass near the end of the first quarter...Finished the contest with 226 yards, one touchdown and three interceptions on 18-of-32 passing. **(12/3 at BUF)**...Threw for 104 yards and a touchdown on seven-of-15 passing...Added one rush for eight yards...Found Edwards for a 13-yard touchdown late in the first half...On the play, Edwards was initially ruled down at the one-yard line before replay overturned the call for a touchdown...Injured in the third quarter on his eight-yard rushing attempt, but stayed in the game for two plays, handing off twice before giving way to Clemens. **(11/29 vs. CAR)**...Completed 13-of-17 passes, posting his highest regular-season completion percentage of 76.5%, for 154 yards and an interception...Added another 27 yards on his three carries...Departed for a series in the third quarter after an injury...Found RB Danny Woodhead for a 16-yard completion on third-and-two to help set up a field goal four-plays later to give the Jets a 17-6 lead. **(11/22 at NE)**...Found Cotchery for a 29-yard touchdown for the final play of an 11-play, 80-yard drive that opened the second half...Finished the game with 136 yards, one touchdown and four interceptions on eight-of-21 passing. **(11/15 vs. JAX)**...Threw for 212 yards on 16-of-30 passing with one touchdown and two interceptions...Gave the Jets the lead in the first quarter when he found Cotchery on third-and-six for a seven-yard touchdown to cap a five-play, 61-yard drive...Orchestrated a 16-play, 77-yard drive, converting on both third-down passing attempts, to help the Jets retake the lead with 5:07

remaining in the game. **(11/1 at MIA)**...Posted his second-consecutive passer rating of more than 100 with a 100.3 rating, completing 20-of-35 passes for 265 yards and two touchdowns...Added another touchdown when he scored on a run from one-yard out...Led a touchdown drive at the end of the third quarter that covered 74 yards, the bulk coming on a 53-yard pass to Cotchery on the drive's first play and culminated with a 19-yard touchdown pass to Edwards...Led another scoring drive mid-way through the fourth quarter that covered 81 yards in six plays and ended with a 16-yard strike to Keller. **(10/25 at OAK)**...Completed nine-of-16 passes for 143 yards and a touchdown en route to a 107.0 passer rating, his highest passer rating of the regular season...Extended the lead to 14 when he scored on a run from three-yards out two plays after a S Jim Leonhard interception...Capped a five-play, 66-yard touchdown drive when he found WR David Clowney for a 35-yard score. **(10/18 vs. BUF)**...Went 10-to-29 passing for 119 yards with five interceptions...Added one rush for six yards. **(10/12 at MIA)**...Named a game captain as he made his Monday Night Football debut...Completed 12-of-24 passes for 172 yards and a touchdown...Evened the score at 7-7 when he found the newly-acquired Edwards for a three-yard score on the Jets first drive of the game...Twice led scoring drives in the fourth quarter to give the Jets the lead, finding Clowney for 53 yards and Edwards for 35 on the first drive. **(10/4 at NO)**...Threw for 138 yards and three interceptions on 14-of-27 passing and ran four times for 24 yards...Following a DB Dwight Lowery fumble recovery, led a touchdown drive that cut the lead to seven when he found RB Leon Washington for a 15-yard gain on third-and-six, before a RB Thomas Jones rushing touchdown one-play later. **(9/27 vs. TEN)**...Earned his third-consecutive Pepsi NFL Rookie of the Week award as he became the first rookie quarterback since Cook (CIN) in 1969 to start and win his team's first three games...Capped a 10-play, 73-yard opening drive when he scrambled and scored from 14 yards out on third-and-10, marking his first-career rushing touchdown...The 14-yard run marked the longest touchdown run by a Jets quarterback since Todd scored from 16 yards out vs. MIA on 10/27/80...Following a fumble recovery on the ensuing kickoff, led a five-play touchdown drive that ended when he found TE Ben Hartsock for a two-yard score and gave the Jets a 14-0 lead...Retook the lead in the third quarter when he capitalized on another special teams takeaway, finding Cotchery for a six-yard touchdown...Set up the final scoring drive of the game when he connected with Cotchery for 46 yards to set up a field goal four-plays later. **(9/20 vs. NE)**...Completed 14-of-22 passes (63.6%) for 163 yards, one touchdown and 101.1 passer rating as he was named Pepsi NFL Rookie of the Week for the second-consecutive week...Found Cotchery for a 45-yard reception on the first play of the second half and completed the drive two-plays later when he hooked up with Keller for a nine-yard touchdown, giving the Jets their first lead of the game...Led scoring drives on the first three second-half possessions, stretching the lead to 16-9, the final margin of victory. **(9/13 at HST)**...Became the first rookie quarterback in team history to start the team's season opener and the first Jets rookie to start at quarterback since Matt Robinson vs. SEA, 9/13/77...Named Pepsi NFL Rookie of the Week and received a game ball as he became just the fourth rookie quarterback since the AFL-NFL merger to start and win on the road on opening day, joining QBs Chris Weinke (CAR, 09/09/01 at MIN), John Elway (DEN, 09/04/83 at PIT) and Joe Ferguson (BUF, 09/16/73 at NE)...Finished the game with a season-high 272 yards, one touchdown and one interception on 18-of-31 passing (58.1%) for a quarterback rating of 84.3...Completed the first pass of his career to Washington for a gain of

eight yards...Connected with WR Chansi Stuckey for a 30-yard touchdown on third-and-10 for the first touchdown of his career...Recorded the first rushing attempt of his career when he scrambled for five yards in the fourth quarter...Completed 12-of-15 passes for 191 yards and a touchdown with a 141.0 passer rating on third down.



BEFORE THE NFL

- In 27 games under former Jets and current Seahawks Head Coach Pete Carroll, Sanchez completed 313-of-487 (64.3 percent) passes for 3,965 yards, 41 touchdowns (sixth in USC history) and 16 interceptions.
- In 2008, his final season at USC, started all 13 games and completed 241-of-366 (65.5%) passes for 3,207 yards (led Pac-10), 34 touchdowns (second-best in USC history) and 10 interceptions for a 164.64 passing efficiency rating (sixth in the nation)... Scored three rushing touchdowns...Led the league in total offense (247.9 per game).
- Honorable-mention All-American by *Pro Football Weekly* and *Sports Illustrated*...All Pac-10 first team...Finalist for the Manning Award and semifinalist for the Davey O'Brien Award and Maxwell Award...Threw for five touchdowns vs. Washington State in 2008, tying the USC record.
- Recipient of USC's Service Team Offensive Player of the Year Award as a redshirt freshman in 2005.
- Attended Mission Viejo (CA) HS as a junior and senior, playing for Bob Johnson, father of former USC and NFL QB Rob Johnson and UCLA/Michigan State QB Bret Johnson, posting a 27-1 record as a starter.
- All-South Coast League Co-Offensive MVP, completed 151-of-245 (61.6 percent) for 2,441 yards with 24 touchdowns and four

interceptions in 2004, despite sitting out the equivalent of four games as Mission Viejo was winning handily...Captured the CIF Division II championship.

- Named 2004 *Parade* All-American Player of the Year, *Super Prep* All-American Player of the Year and EA Sports All-American first team.
- First varsity pass as a 2002 sophomore went 55 yards for the game-winning touchdown vs. Santa Margarita H.S.



OFF THE FIELD

- Graduated from USC in May 2009 with a degree in communications.
- Earned Pac-10 All-Academic honorable mention.
- Brothers, Nick (Yale in 1992-94) and Brandon (DePauw in 1997) played football in college.
- Played basketball and baseball at Mission Viejo.
- Spent his freshman and sophomore years at Santa Margarita High in Rancho Santa Margarita, CA before transferring to Mission Viejo.
- Appeared in a Spanish language commercial for the NFL, broadcast during the Jets Monday Night Football game in MIA, 10/12/09 during the celebration of Hispanic Heritage Month.
- Attended the Jets Taste of the NFL in New York City dedicated to fighting hunger in the New York metropolitan area.
- Visited P.G. Chambers School to celebrate the completion of a new adaptive fitness area as part of the Jets' partnership with Hometown Huddle and the United Way of Morris County.

Highest Postseason Passer Rating (NFL History – Minimum 100 Attempts)

Player	Season	G	Att	Cmp	Pct	Yds	TD	Int	Rate
Jeff Hostetler	1990-1993(2)	5	115	72	62.6	1034	7	0	112.0
Aaron Rodgers	2007-2011(4)	7	220	144	65.5	1781	15	4	105.5
Bart Starr	1960-1967(6)	10	213	130	61	1753	15	3	104.8
Drew Brees	2004-2011(5)	9	391	262	67	2980	22	4	104.2
Kurt Warner	1999-2009(5)	13	462	307	66.5	3952	31	14	102.8
Erik Kramer	1991-1994(3)	4	130	91	70	999	6	3	98.2
Frank Reich	1990-1997(5)	13	104	67	64.4	783	7	3	97.6
Joe Montana	1981-1994(11)	23	734	460	62.7	5772	45	21	95.6
Mark Sanchez	2009-2010(2)	6	157	95	60.5	1155	9	3	94.3
Jeff George	1995-1999(2)	3	129	71	55	1001	9	3	93.8

Career Firsts

First	Date	Game	Result	Note
Game	09/13/09	NYJ at HST	W, 24-7	Made his NFL debut in the first game of his rookie season
Start	09/13/09	NYJ at HST	W, 24-7	Started the first game in which he played
Win as a Starter	09/13/09	NYJ at HST	W, 24-7	Won his first start in the NFL
Pass Attempt	09/13/09	NYJ at HST	W, 24-7	Incomplete pass intended for WR Chansi Stuckey
Pass Completion	09/13/09	NYJ at HST	W, 24-7	Eight-yard pass for RB Leon Washington
Passing Touchdown	09/13/09	NYJ at HST	W, 24-7	30-yard touchdown pass to WR Chansi Stuckey on third down
Interception	09/13/09	NYJ at HST	W, 24-7	HST S John Busing intercepted a pass intended for TE Dustin Keller, returning it 14 yards before Keller would force a fumble that was recovered by HST LB Dominique Barber who returned it 48 yards for a touchdown
Rushing Attempt	09/13/09	NYJ at HST	W, 24-7	Five-yard run on second down
Rushing Touchdown	09/27/09	NYJ vs. TEN	W, 24-17	Scored on a 14-yard touchdown run on third-and-10 on the opening drive
Time Sacked	09/20/09	NYJ vs. NE	W, 16-9	Sacked by NE DL Mike Wright for a 17-yard loss causing a fumble that was recovered by teammate Alan Faneca
300+ Passing	11/07/10	NYJ at DET	W, 23-20 (OT)	336 yards on 22-of-39 passing in the overtime win
100+ QB Rating	09/20/09	NYJ at NE	W, 16-9	101.1 rating on 14-of-22 passing for 163 yards, one TD and no INTs.
4 Touchdowns	11/27/11	NYJ vs. BUF	W, 28-24	Connected on touchdown passes of three yards (TE Dustin Keller), 14 yards (WR Plaxico Burress), 18 yards (Keller) and finally the game-winner of 16 yards (WR Santonio Holmes) with 1:01 in the fourth quarter
4th Quarter Comeback	01/17/10	NYJ at SD (Divisional)	W, 17-14	Trailed 7-3 at the start of the fourth quarter, scored on a two-yard touchdown pass to TE Dustin Keller to take a 10-7 lead en route to winning

New York Jets Career-Postseason Passer Ratings of 100+ (Minimum 15 Attempts)

Player	Date	Opp	Result	Att	Cmp	Pct	Yds	TD	Int	Rate
Chad Pennington	01/04/03	IND	W	25	19	76.0	222	3	0	142.0
Mark Sanchez	01/09/10	at CIN	W	15	12	80.0	182	1	0	139.4
Pat Ryan	12/28/86	KC	W	23	16	69.6	153	3	0	127.4
Mark Sanchez	01/16/11	at NE	W	25	16	64.0	194	3	0	127.3
Chad Pennington	01/08/05	at SD	W	33	23	69.7	279	2	0	115.6
Vinny Testaverde	01/12/02	at OAK	L	40	26	65.0	268	3	0	109.2
Mark Sanchez	01/23/11	at PIT	L	33	20	60.6	233	2	0	102.2

2011 New York Jets

Game	Opp	W/L	GP	GS	Passing										Rushing				
					Att	Cmp	Pct	Yds	Yds/Att	TD	Int	Lg	Sk	Rating	Rush	Yds	Avg	Lg	TD
9/11	DAL	W	1	1	44	26	59.1	335	7.61	2	1	33	4	88.7	1	3	3.0	3	0
9/18	JAX	W	1	1	24	17	70.8	182	7.58	2	2	37	1	85.8	3	29	9.7	17	0
9/25	at OAK	L	1	1	44	27	61.4	369	8.39	2	1	74	4	93.8	2	2	1.0	1t	1
10/2	at BLT	L	1	1	35	11	31.4	119	3.40	0	1	30	2	30.5	3	3	1.0	3	0
10/9	at NE	L	1	1	26	16	61.5	166	6.38	2	0	22	2	105.6	0	0	-	-	0
10/17	MIA	W	1	1	25	14	56.0	201	8.04	1	0	38t	1	95.6	1	5	5.0	5t	1
10/23	SD	W	1	1	33	18	54.5	173	5.24	3	1	34	2	87.1	3	25	8.3	25	0
11/6	at BUF	W	1	1	28	20	71.4	230	8.21	1	1	24	1	92.9	4	-3	-0.8	0	0
11/13	NE	L	1	1	39	20	51.3	306	7.85	1	2	38	5	64.7	5	11	2.2	4	1
11/17	at DEN	L	1	1	40	24	60.0	252	6.30	0	1	30	3	67.9	1	0	0.0	0	0
11/27	BUF	W	1	1	35	17	48.6	180	5.14	4	1	22	0	90.2	2	5	2.5	3	0
12/4	at WAS	W	1	1	32	19	59.4	165	5.16	1	0	30t	0	83.5	3	1	0.3	3	0
12/11	KC	W	1	1	21	13	61.9	181	8.62	2	0	36	3	121.3	2	4	2.0	3t	2
12/18	at PHI	L	1	1	26	15	57.7	150	5.77	2	2	41	4	67.8	2	3	1.5	2	0
12/24	NYG	L	1	1	59	30	50.8	258	4.37	1	2	15	5	54.2	4	13	3.3	11	1
1/1	at MIA	L	1	1	32	21	65.6	207	6.47	2	3	30	2	65.5	1	2	2.0	2	0
2011 Totals		8-8	16	16	543	308	56.7	3,474	6.40	26	18	74	39	78.2	37	103	2.8	25	6

All-Time New York Jets Postseason Passing Yardage Leaders

Player	Season	G	Att	Cmp	Pct	Yds	TD	Int	Rate
Chad Pennington	2002-2006(3)	5	178	107	60.1%	1,166	7	4	83.2
Mark Sanchez	2009-2010(2)	6	157	95	60.5%	1,155	9	3	94.3
Richard Todd	1981-1982(2)	4	139	78	56.1%	1,026	4	12	53.2
Vinny Testaverde	1998-2002(3)	3	129	82	63.6%	917	4	3	85.3
Joe Namath	1968-1969(2)	3	117	50	42.8%	641	3	4	61.2

All-Time New York Jets Postseason Passing Touchdowns Leaders

Player	Season	G	Att	Cmp	Pct	Yds	TD	Int	Rate
Mark Sanchez	2009-2010(2)	6	157	95	60.5	1,155	9	3	94.3
Chad Pennington	2002-2006(3)	5	178	107	60.1	1,166	7	4	83.2
Pat Ryan	1985-1986(2)	3	51	32	62.7	340	5	1	106.7
Vinny Testaverde	1998-2002(3)	3	129	82	63.6	917	4	3	85.3
Richard Todd	1981-1982(2)	4	139	78	56.1	1,026	4	12	53.2

2010 New York Jets

Game	Opp	W/L	GP	GS	Passing										Rushing				
					Att	Cmp	Pct	Yds	Yds/Att	TD	Int	Lg	Sk	Rating	Rush	Yds	Avg	Lg	TD
9/13	BLT	L	1	1	21	10	47.6	74	3.52	0	0	13	2	56.4	2	5	2.5	6	0
9/19	NE	W	1	1	30	21	70.0	220	7.33	3	0	39	3	124.3	4	2	0.5	3	0
9/26	at MIA	W	1	1	28	15	53.6	256	9.14	3	0	67t	0	120.5	1			1t	0
10/3	at BUF	W	1	1	24	14	58.3	161	6.71	2	0	41t	0	106.4	1	0	0.0	0	0
10/11	MIN	W	1	1	44	21	47.7	191	4.34	0	0	31	2	59.9	-	-	-	-	
10/17	at DEN	W	1	1	30	17	56.7	198	6.60	1	2	41	2	60.1	1			5t	0
10/31	GB	L	1	1	38	16	42.1	256	6.74	0	2	49	2	43.3	2	22	11.0	20	0
11/7	at DET	W	1	1	39	22	56.4	336	8.62	1	1	74t	1	82.9	3	1	0.3	1t	1
11/14	at CLV	W	1	1	44	27	61.4	299	6.80	2	1	37t	2	87.2	2	4	2.0	3	1
11/21	HST	W	1	1	38	22	57.9	315	8.29	3	1	42	3	100.2	2	22	11.0	12	0
11/25	CIN	W	1	1	28	16	57.1	166	5.93	1	1	23	2	71.4	3	-4	-1.3		0
12/6	at NE	L	1	1	33	17	51.5	164	4.97	0	3	24	1	27.8	4	20	5.0	11	0
12/12	MIA	L	1	1	44	17	38.6	216	4.91	0	1	42	6	45.3	2	20	10.0	3t	0
12/19	at PIT	W	1	1	29	19	65.5	170	5.86	0	0	38	1	81.1	3	15	5.0	7t	1
12/26	at CHI	L	1	1	37	24	64.9	269	7.27	1	1	26	0	84.2	-	-	-	-	-
1/2	BUF	W	1	1	-	-	-	-	-	-	-	-	-	-	-	-	-	-	-
2010 Totals		11-5	16	16	507	278	54.8	3,291	6.49	17	13	74t	27	75.3	30	107	3.6	20	3

2010 Postseason

Game	Opp	W/L	GP	GS	Passing										Rushing				
					Att	Cmp	Pct	Yds	Yds/Att	TD	Int	Lg	Sk	Rating	Rush	Yds	Avg	Lg	TD
1/8	at IND	W	1	1	31	18	58.1	189	6.10	0	1	24	1	62.4	1	6	6.0	6	0
1/16	at NE	W	1	1	25	16	64.0	194	7.76	3	0	58	0	127.3	1	-1	-1.0	-1	0
1/23	at PIT	L	1	1	33	20	60.6	233	7.06	2	0	45t	2	102.2	3	6	2.0	6	0
Totals		2-1	3	3	89	54	60.7	616	6.92	5	1	58	3	95.5	5	11	2.2	6	0

2009 New York Jets

Game	Opp	W/L	GP	GS	Passing										Rushing				
					Att	Cmp	Pct	Yds	Yds/Att	TD	Int	Lg	Sk	Rating	Rush	Yds	Avg	Lg	TD
9/13	at HST	W	1	1	31	18	58.1	272	8.77	1	1	40	0	84.3	5	6	1.2	7	0
9/20	NE	W	1	1	22	14	63.6	163	7.41	1	0	45	2	101.1	2	-2			0
9/27	TEN	W	1	1	30	17	56.7	171	5.70	2	1	46	3	81.4	4	10	2.5	1t	1
10/4	at NO	L	1	1	27	14	51.9	138	5.11	0	3	27	4	27.0	4	24	6.0	12	0
10/12	at MIA	L	1	1	24	12	50.0	172	7.17	1	0	53	1	87.5	2	6	3.0	4	0
10/18	BUF	L	1	1	29	10	34.5	119	4.10	0	5	33	2	8.3	1	6	6.0	5t	0
10/25	at OAK	W	1	1	16	9	56.3	143	8.94	1	0	35	1	107.0	2	4	2.0	3t	1
11/1	MIA	L	1	1	35	20	57.1	265	7.57	2	0	53	2	100.3	4	6	1.5	4	1
11/15	JAX	L	1	1	30	16	53.3	212	7.07	1	2	41	0	59.3	0	0	0.0	0	0
11/22	at NE	L	1	1	21	8	38.1	136	6.48	1	4	33	2	37.1	1	2	2.0	2	0
11/29	CAR	W	1	1	17	13	76.5	154	9.06	0	1	26	3	79.0	3	27	9.0	12	0
12/3	at BUF	W	1	1	15	7	46.7	104	6.93	1	0	45	2	92.1	1	8	8.0	8	0
12/13	at TB	W			INACTIVE														
12/20	ATL	L	1	1	32	18	56.3	226	7.06	1	3	65t	2	49.7	3	7	2.3	4	0
12/27	at IND	W	1	1	19	12	63.2	106	5.58	0	0	16	2	78.0	2	0	0.0	1	0
1/3	CIN	W	1	1	16	8	50.0	63	3.94	0	0	14	0	60.2	2	2	1.0	1	0
2009 Totals		8-7	15	15	364	196	53.8	2,444	6.71	12	20	65t	26	63.0	36	106	2.9	14t	3

2009 Postseason

Game	Opp	W/L	GP	GS	Passing										Rushing				
					Att	Cmp	Pct	Yds	Yds/Att	TD	Int	Lg	Sk	Rating	Rush	Yds	Avg	Lg	TD
1/9	at CIN	W	1	1	15	12	80.0	182	12.13	1	0	45t	0	139.4	3	-2	-0.7	-2	0
1/17	at SD	W	1	1	23	12	52.2	100	4.35	1	1	21	1	60.1	1	-1	-1	-1	0
1/24	at IND	L	1	1	30	17	56.7	257	8.57	2	1	80t	0	93.3	2	1	0.5	2	0
Totals		2-1	3	3	68	41	60.3	539	7.93	4	2	80t	1	92.7	6	-2	-0.3	2	0



55

LINEBACKER

HEIGHT: 6-4

WEIGHT: 252

AGE: 25 (as of opening weekend)

HOMETOWN: Bamberg, SC

HIGH SCHOOL: Bamberg-Erhart HS

COLLEGE: Clemson

HOW ACQUIRED: FA (10/31/11)

EXPERIENCE: NFL: 2nd • JETS: 2nd

Ricky SAPP

Follow Ricky

@Sapp55

NY

PRO CAREER

- Former fifth-round draft choice who missed all of his rookie season with PHI due to injury...Spent time on the practice squad with the Jets before signing to the active roster prior to the season finale last season.

NY

CAREER TRANSACTIONS

- 12/29/11, NYJ, Signed from NYJ Practice Squad
- 11/28/11, NYJ, Signed, Practice Squad
- 11/21/11, NYJ, Terminated from Practice Squad
- 10/31/11, NYJ, Signed, Practice Squad
- 08/05/11, PHI, Waived
- 08/31/10, PHI, Injured Reserve
- 06/08/10, PHI, D5 (134)

NY

SEASON-BY-SEASON REVIEW

2011 (NYJ) Joined the Jets practice squad prior to the Week Nine game at BUF, spending three weeks there before being released... Re-joined the practice squad a week later before being added to the active roster before the regular season finale...Inactive in the season finale at MIA (01/01/12).

2010 (PHI) Spent the season on injured reserve with an injury suffered prior to final preseason game (08/31/10).

NY

BEFORE THE NFL

- Started 36-of-50 games at Clemson, tallying 142 tackles, 17.5 sacks, 16 quarterback pressures and five pass deflections. Also recovered one fumble and forced two others.
- In 2009, earned second-team All-ACC honors and was nominated for the Brian Piccolo Award, given annually to the conference's "Most Courageous Player." Started all 14 games at right defensive end, registering 5.0 sacks.

NY

OFF THE FIELD

- Was a three-year state regional champion in the 100m (10.76 career-best), 200m (21.0 career-best), and 4x100m relay and a two-year starter and all-region selection (twice) in basketball while in HS.
- Established the Ricky Sapp Scholar Athlete Award Program at Bamberg-Erhart (SC) HS to spotlight students with good character who excel academically, athletically and in the community service arena...The award is given out monthly to deserving senior athletes by a committee of faculty members in the school, with recipients of the award becoming eligible to win a \$1,000 scholarship to the college of their choice.



85

WIDE RECEIVER

HEIGHT: 6-4

WEIGHT: 225

AGE: 26 (as of opening weekend)

HOMETOWN: Mesa, AZ

HIGH SCHOOL: Highland (AZ) HS

COLLEGE: San Diego State

HOW ACQUIRED: UFA (OAK, 03/17/12)

EXPERIENCE: NFL: 5th • JETS: 1st

Chaz SCHILENS

NY

PRO CAREER

- Has started 19-of-44 career games, posting 902 yards and seven touchdowns receiving on 72 receptions.
- Made the team's opening-day roster as a seventh-round draft pick by OAK in 2008.

Career Statistics

Year	Team	GP	GS	Rec	Yds	Avg	Lg	TD
2008	OAK	16	6	15	226	15.1	60	2
2009	OAK	8	8	29	365	12.6	25	2
2010	OAK	5	0	5	40	8.0	11	1
2011	OAK	15	5	23	271	11.8	30	2
Career Totals		44	19	72	902	12.5	60	7

Additional Statistics

Rushing: 1-(-2), -2 Lg (Career): 1-(-2), -2 Lg (2008)

Career Bests

Receptions: 8 (01/03/10 vs. BLT)

Receiving Yards: 99 (01/03/10 vs. BLT)

Longest Reception: 60 (10/26/08 at BLT)

Longest Touchdown Reception: 20t (12/21/08 vs. HST)

NY

CAREER TRANSACTIONS

- 03/17/12, NYJ, Signed, UFA (OAK)
- 04/27/08, OAK, D7 (226)

Career Firsts

First	Date	Game	Result	Note
Game	09/08/08	OAK vs. DEN	L, 14-41	Made his NFL debut in the opening game of his rookie season
Start	10/19/08	OAK vs. NYJ	W, 16-13	Made his first start in the sixth game of his rookie season
Reception	09/08/08	OAK vs. DEN	L, 14-41	Caught a 19-yard pass from JaMarcus Russell in the second quarter
Rec. Touchdown	12/21/08	OAK vs. HST	W, 27-16	Caught a 20-yard touchdown pass from JaMarcus Russell on the opening drive
Rushing Attempt	11/09/08	OAK vs. CAR	L, 6-17	Took a handoff around left end for -2 yards
Game-Winning TD	12/20/09	OAK at DEN	W, 20-19	Caught a 10-yard touchdown pass from QB JaMarcus Russell with 35 seconds remaining in the fourth quarter for a 20-19 victory

SEASON-BY-SEASON REVIEW

2011 (OAK): Appeared in 15 games with five starts, the most games played since his rookie season...Caught 23 passes for 271 yards and two touchdowns. **SEASON HIGHLIGHTS: (10/9 at HST)**...Caught the go-ahead touchdown pass, an 18-yard reception, early in the fourth quarter.

2010 (OAK): Missed the first 11 games of the season with an injury before appearing in the final five games....Caught five passes for 40 yards and a touchdown.

2009 (OAK): Finished third on the team with 29 receptions for 365 yards and two touchdowns despite missing the first eight games of the season with an injury...Made a career-best eight starts. **SEASON HIGHLIGHTS: (1/3 vs. BLT)**...Recorded career highs in receptions (eight) and receiving yards (99). **(12/20 at DEN)**...Caught the game-winning, 11-yard touchdown pass late in the fourth quarter.

2008 (OAK): Played in all 16 games with six starts as a rookie seventh-round draft pick...Registered 15 receptions for 226 yards and two touchdowns...Ranked fourth among NFL rookies with 15.1 yards per reception. **SEASON HIGHLIGHTS: (12/21 vs. HST)**...Grabbed first-career touchdown reception on a 20-yard pass in the game's opening drive. **(11/9 vs. CAR)**...Had first-career rush, a run that lost two yards. **(10/26 at BLT)**...Posted the longest reception of his career, a 60-yard catch.

2011 Oakland Raiders

Date	Opp	GP	GS	Rec	Yds	Avg	Lg	TD
9/12	at DEN	1	0	0	0	-	-	0
9/18	at BUF	1	0	1	9	9.0	9	0
9/25	NYJ	1	0	4	31	7.8	13	0
10/2	NE	1	0	0	0	-	-	0
10/9	at HST	1	0	2	25	12.5	18t	1
10/16	CLV	1	0	0	0	-	-	0
10/23	KC			INACTIVE				
11/6	DEN	1	1	2	20	10.0	15	0
11/10	at SD	1	0	0	0	-	-	0
11/20	at MIN	1	0	1	11	11.0	11t	1
11/27	CHI	1	1	4	58	14.5	17	0
12/4	at MIA	1	1	6	89	14.8	30	0
12/11	at GB	1	1	1	14	14.0	14	0
12/18	DET	1	1	2	14	7.0	9	0
12/24	at KC	1	0	0	0	-	-	0
1/1	SD	1	0	0	0	-	-	0
2011 Totals		15	5	23	271	11.8	30	2

BEFORE THE NFL

- Finished his college career at San Diego State with 103 receptions for 1,603 yards and seven touchdowns...Caught at least 34 passes in each of his last three college seasons.
- As a senior, caught 35 passes for 679 yards and three touchdowns while starting at wide receiver... Set a school record with a 97-yard touchdown catch vs. Texas Christian.
- As a junior, started all 12 games, placing first on the team in yards per catch (14.2) and second in receptions (34) and receiving yards (483).
- An all-region selection as a free safety and receiver at Highland (AZ) HS... Caught 35 passes for 648 yards...Recorded 53 tackles with six interceptions on defense...Also earned four varsity letters in baseball and was an all-region selection as an outfielder.

OFF THE FIELD

- Full first name is Chazeray.
- Wife, Kelsey, and the couple have a daughter, Brenlie.
- Selected by the Detroit Tigers in the 34th round of the Major League Baseball Draft out of high school.

2010 Oakland Raiders

Date	Opp	GP	GS	Rec	Yds	Avg	Lg	TD
9/12	at TEN			INACTIVE				
9/19	SL			INACTIVE				
9/26	at ARZ			INACTIVE				
10/3	HST			INACTIVE				
10/10	SD			INACTIVE				
10/17	at SF			INACTIVE				
10/24	at DEN			INACTIVE				
10/31	SEA			INACTIVE				
11/7	KC			INACTIVE				
11/21	at PIT			INACTIVE				
11/28	MIA			INACTIVE				
12/5	at SD	1	0	0	0	-	-	0
12/12	at JAX	1	0	0	0	-	-	0
12/19	DEN	1	0	0	0	-	-	0
12/26	IND	1	0	2	16	8.0	9	0
1/2	at KC	1	0	3	24	8.0	11	1
2010 Totals		5	0	5	40	8.0	11	1

2009 Oakland Raiders

Date	Opp	GP	GS	Rec	Yds	Avg	Lg	TD
9/14	SD			INACTIVE				
9/20	at KC			INACTIVE				
9/27	DEN			INACTIVE				
10/4	at HST			INACTIVE				
10/11	at NYG			INACTIVE				
10/18	PHI			INACTIVE				
10/25	NYJ			INACTIVE				
11/1	at SD			INACTIVE				
11/15	KC	1	1	3	27	9.0	12	0
11/22	CIN	1	1	2	41	20.5	25	0
11/26	at DAL	1	1	2	32	16.0	17	0
12/6	at PIT	1	1	3	45	15.0	23	1
12/13	WAS	1	1	2	20	10.0	15	0
12/20	at DEN	1	1	5	37	7.4	13	1
12/27	at CLV	1	1	4	64	16.0	22	0
1/3	BLT	1	1	8	99	12.4	22	0
2009 Totals		8	8	29	365	12.6	25	2

2008 Oakland Raiders

Date	Opp	GP	GS	Rec	Yds	Avg	Lg	TD
9/8	DEN	1	0	2	29	14.5	19	0
9/14	at KC	1	0	0	0	-	-	0
9/21	at BUF	1	0	0	0	-	-	0
9/28	SD	1	0	0	0	-	-	0
10/12	at NO	1	0	1	9	9.0	9	0
10/19	NYJ	1	1	2	10	5.0	5	0
10/26	at BLT	1	1	3	76	25.3	60	0
11/2	ATL	1	1	0	0	-	-	0
11/9	CAR	1	1	0	0	-	-	0
11/16	at MIA	1	1	0	0	-	-	0
11/23	at DEN	1	0	0	0	-	-	0
11/30	KC	1	0	0	0	-	-	0
12/4	at SD	1	0	0	0	-	-	0
12/14	NE	1	0	1	4	4.0	4	0
12/21	HST	1	1	3	52	17.3	24	1
12/28	at TB	1	0	3	46	15.3	24	1
2008 Totals		16	6	15	226	15.1	60	2

Career Touchdown List

Date	Game	Type	Qtr	Dwn	Yds	Note
12/21/08	OAK vs. HST	Rec	1	3	20	QB JaMarcus Russell
12/28/08	OAK at TB	Rec	2	3	3	QB JaMarcus Russell
12/06/09	OAK at PIT	Rec	4	1	17	QB Bruce Gradkowski
12/20/09	OAK at DEN	Rec	4	2	10	QB JaMarcus Russell
01/02/11	OAK at KC	Rec	2	3	5	QB Jason Campbell
10/09/11	OAK at HST	Rec	4	3	18	QB Jason Campbell
11/20/11	OAK at MIN	Rec	2	3	11	QB Carson Palmer



72

GUARD

HEIGHT: 6-4

WEIGHT: 302

AGE: 24 (as of opening weekend)

HOMETOWN: Shelton, WA

HIGH SCHOOL: Shelton HS

COLLEGE: Utah

HOW ACQUIRED: Trade (GB, 09/03/11)

EXPERIENCE: NFL: 2nd • JETS: 2nd

Caleb SCHLAUDERAFF

pronounced: schlah-DER-off

NY

PRO CAREER

- Acquired in trade following training camp and appeared in six games with the Jets last season, making one start as an extra offensive lineman.

NY

CAREER TRANSACTIONS

- 09/03/11, NYJ, Trade, GB, 2012 D7 (224)
- 04/30/11, D6 (179)

NY

SEASON-BY-SEASON REVIEW

2011 (JETS) Saw action in six games, making one start as a tackle eligible. **SEASON HIGHLIGHTS: (10/9 at NE)**...Made his NFL debut as he started as an extra offensive lineman.

NY

BEFORE THE NFL

- Four-year starter at left guard for a Utah squad that posted a 42-10 record and went to bowl games each season during his career...Appeared in 52 games, starting the final 49 contests...Is one of only four guards from Utah to be selected in the NFL Draft since 1981.

- Was a first-team All-Mountain West Conference selection as a senior and also earned second-team All-America honors from Walter Camp and SI.com...Added third-team All-America honors from AP and fourth-team recognition from Phil Steele...Member of a line that allowed just 11 sacks on the season, which tied for 10th in the country...Part of an offense that averaged 33.5 points per game and 242.2 passing yards per contest in 2010.
- Earned all-state recognition as a senior at Shelton (WA) HS...Was a three-time all-conference selection and a two-time all-region choice...Was a two-year captain...Selected as one of the top 25 recruits in Washington, Oregon, Idaho and Alaska by *The News Tribune* of Tacoma (WA)...Named one of the top 15 juniors in Washington by *The Seattle Times*...Won three letters in football and one in basketball...Grew four inches and gained 50 pounds during his freshman year of high school...Member of the National Honor Society.

NY

OFF THE FIELD

- Earned a degree in exercise physiology.
- Worked on his family's farm.



57

LINEBACKER

HEIGHT: 6-2

WEIGHT: 242

AGE: 32 (as of opening weekend)

HOMETOWN: Detroit, MI

HIGH SCHOOL: Southeastern (MI) HS

COLLEGE: Southern Illinois

HOW ACQUIRED: UFA (BLT, 02/28/09)

EXPERIENCE: NFL: 11th • JETS: 4th

Bart SCOTT

Follow Bart

@Madbacker57

NY

PRO CAREER

- Has appeared in all 16 games in nine of his 10 seasons, including the last seven...Made the first start of his career at PIT (10/31/05) and has started 105 of his last 106 games.
- Earned Pro Bowl appearance in 2006 after his first NFL season with 16 starts...Registered career-high totals of 135 tackles, 9.5 sacks and two interceptions in 2006 and earned recognition as

second-team All-Pro by *Associated Press*, *Sports Illustrated* All-Pro by Peter King and the *USA Today* All-Joe Team.

NY

CAREER TRANSACTIONS

- 02/28/09, NYJ, Signed, UFA (BLT)
- 03/14/06, BLT, Re-Signed, UFA
- 04/18/05, BLT, Re-Signed, RFA
- 04/26/02, BLT, Signed, Undrafted FA

Career Statistics

Year	Team	GP	GS	TT	S	A	Sk	Yds	Int	Yds	Lg	TD	PD	FF	FR	Yds	TD
2002	BLT	16	0	5	3	2	0.0	0.0	1	0	0	0	0	0	0	0	0
2003	BLT	16	0	9	7	2	0.0	0.0	0	0	0	0	0	0	1	0	0
2004	BLT	13	0	5	3	2	0.0	0.0	0	0	0	0	0	0	1	0	0
2005	BLT	16	10	119	77	42	4.0	24.5	0	0	0	0	5	0	3	0	0
2006	BLT	16	16	135	93	42	9.5	66.0	2	31	24	0	9	1	0	0	0
2007	BLT	16	16	131	84	47	1.0	2.0	0	0	0	0	3	0	0	0	0
2008	BLT	16	16	104	54	50	1.5	12.0	0	0	0	0	5	2	0	0	0
2009	Jets	16	16	107	76	31	1.0	15.0	0	0	0	0	1	0	0	0	0
2010	Jets	16	16	94	66	28	1.0	10.0	0	0	0	0	1	1	1	0	0
2011	Jets	16	15	77	48	29	4.5	28.0	0	0	0	0	1	1	1	9	0
Career Totals		157	105	786	511	275	22.5	157.5	3	31	24	0	25	5	7	9	0

Additional Statistics

Special Teams Tackles: 70 (career): 2 (2011); 15 (2005); 17 (2004), 19 (2003); 17 (2002)

Career Bests

Tackles: 19 (10/1/06 vs. SD)

Sacks: 2 (three times, last 9/24/06 at CLV)

Solo Tackles: 14 (10/1/06 vs. SD)

Interceptions: 1 (three times, last 11/26/06 vs. PIT)

Career Postseason

Year	Team	GP	GS	TT	S	A	Sk	Yds	Int	Yds	Lg	TD	PD	FF	FR	Yds	TD
2003	BLT	1	0	0	0	0	0.0	0.0	0	0	0	0	0	0	0	0	0
2006	BLT	1	1	12	5	7	0.0	0.0	0	0	0	0	0	0	0	0	0
2008	BLT	3	3	26	22	4	0.0	0.0	0	0	0	0	0	0	0	0	0
2009	Jets	3	3	14	8	6	0.0	0.0	0	0	0	0	1	0	0	0	0
2010	Jets	3	3	12	7	5	0.0	0.0	0	0	0	0	0	0	0	0	0
Totals		11	10	64	42	22	0.0	0.0	0	0	0	0	1	0	0	0	0

Additional Postseason Statistics

Special Teams Tackles: 1 (career): 1 (2003)

Career Bests

Tackles: 12 (1/13/06 vs. IND)

Solo Tackles: 9 (1/10/08 at TEN)



SEASON-BY-SEASON REVIEW

2011 (JETS) His 4.5 sacks were the second-highest of his career and the most since he registered a career-best 9.5 in 2006. **SEASON HIGHLIGHTS: (12/11 vs. KC)**...Tallied four tackles (including one for a loss), a QB hit and a sack of QB Tyler Palko. **(9/18 vs. JAX)**...Registered a sack of rookie QB Blaine Gabbert in fourth quarter, his second-consecutive game with a sack...Logged sacks in consecutive games for the first time since the 2006 season when he finished with a career-best 9.5 sacks and made the Pro Bowl. **(9/11 vs. DAL)**...Recorded the 19th sack of his career, when he brought down QB Tony Romo in the first quarter... Finished second on the team with nine tackles.

2010 (JETS) One of two defensive players to start all 16 games...Accumulated 94 tackles, second-most on the team, including seven tackles-for-loss...Registered one sack, 13 quarterback hits, one pass defended, one forced fumble and one fumble recovery. **POSTSEASON:** Started all three postseason games, finishing with 12 total tackles. **SEASON HIGHLIGHTS: (11/7 at DET)**...Registered a 10-yard sack of QB Matthew Stafford and was named game captain as he returned to his hometown of Detroit. **(10/11 vs. MIN)**...Recovered a QB Brett Favre fumble after an aborted snap, the first of three takeaways. **(9/13 vs. BLT)**... Named game captain as he faced his former club for the first time in his career...Forced a RB Willis McGahee fumble, that was recovered by DT Sione Pouha, after stuffing the running back for no gain.

2009 (JETS) Tone setter of defensive unit that finished the season ranked number-one in the NFL in total defense for the first time in franchise history...Started all 16 games and amassed 107 tackles, one sack and one pass defended. **POSTSEASON:** Recorded 14 tackles and one pass defense in the postseason despite an injury that limited him in the AFC Championship Game at IND, 01/24/10. **SEASON HIGHLIGHTS: (1/3 vs. CIN)**...With his physical play, inspired a defense that shutout the AFC North champion Bengals and held their offense to 72 total yards on 40 plays, an average of 1.8 yards per play...The 72 total yards were the fourth-lowest allowed in Jets history. **(11/1 vs. MIA)**... Spearheaded a dominate defensive performance, holding division-rival MIA to 104 net yards, the fifth-lowest total in franchise history... Finished the game with nine tackles, including two for losses, a sack of QB Chad Henne and another quarterback hit. **(10/12 at MIA)**...Tied for the team lead with S Jim Leonhard with 12 tackles (eight solo).

2008 (BLT) Started all 16 games for the third-consecutive season... Ranked second on NFL's second-ranked defense with 104 tackles... Contributed 1.5 sacks, two forced fumbles and five passes defended. **POSTSEASON:** Started all three games and finished second on the team with 26 tackles...Helped BLT advance to AFC Championship Game. **(AFC Championship Game: 1/18 at PIT)**...Posted a quarterback hit on QB Ben Roethlisberger to go with seven tackles, one for loss. **(Divisional: 1/10 at TEN)**...Established a new postseason best with nine solo tackles, part of his 11 total tackles which tied for the team lead. **SEASON HIGHLIGHTS: (12/28 vs. JAX)**...Forced a RB Maurice Jones-Drew fumble, which was recovered by LB Ray Lewis. **(11/30 at CIN)**... Split a four-yard sack of QB Jordan Palmer with LB Jarret Johnson. **(9/29 at PIT)**...Had a 10-yard sack of Roethlisberger on third down, forcing a fumble.

2007 (BLT) Started all 16 games for the second-consecutive season... Ranked second on the team with 131 tackles in addition to posting a sack and three passes defended...Responsible for nine games with

10-or-more tackles. **SEASON HIGHLIGHTS: (10/7 at SF)**...Recorded sack of QB Trent Dilfer.

2006 (BLT) Started all 16 games for the first time and ranked second on NFL's top-ranked defense with 135 tackles...Tied for third on the team with 9.5 sacks...Also contributed two interceptions, one forced fumble and nine passes defended...Posted career-highs in tackles, sacks, passes defended and interceptions...Earned Pro Bowl selection as second alternate and played because of injuries to teammate Ray Lewis and DEN LB Al Wilson...Earned AFC Defensive Player of the Month for September after leading the AFC and tying for the NFL lead with five sacks in three games in addition to registering 24 tackles and five passes defended...Named second-team All-Pro by the *Associated Press*, *Sports Illustrated* All-Pro by Peter King and to the *USA Today* All-Joe team. **POSTSEASON: (Divisional: 1/13 vs. IND)**...Finished second on the team with a postseason career-best 12 tackles and tallied three quarterback hits. **SEASON HIGHLIGHTS: (12/17 vs. CLV)**...Sacked QB Derek Anderson for a 14-yard loss, his 4.5 sack in four weeks. **(12/10 at KC)**...Sacked QB Trent Green in addition to posting 11 tackles. **(11/30 at CIN)**...Recorded sack of QB Carson Palmer. **(11/26 vs. PIT)**...Victimized Roethlisberger for 1.5 sacks, first splitting an 11-yard sack with LB Jarret Johnson and later recording a six-yard sack of his own...Added an interception of Roethlisberger in the 27-0 shutout. **(10/1 vs. SD)**... Registered a career-high 19 tackles and picked off QB Philip Rivers, returning the ball 24 yards. **(9/24 at CLV)**...Posted two sacks of QB Charlie Frye, the third time in his career he registered two sacks in a game and second time in three weeks...Earned AFC Player of the Month honors for September after finishing with five sacks in three games. **(9/17 vs. OAK)**...Notched sack of QB Andrew Walter, his third sack in the season's first two weeks. **(9/10 at TB)**...Matched his career high with two sacks, taking down both QBs Chris Simms and Bruce Gradkowski... Contributed two passes defended, including one that was intercepted by DT Haloti Ngata and returned 60 yards.

2005 (BLT) Played in all 16 games, earning 10 starts in his first season as a starter...Amassed 119 tackles, four sacks, two fumble recoveries and five passes defended...Responsible for 15 special teams tackles... Tallied seven games with 10-or-more tackles after entering the season with a previous single-season career-high of nine tackles. **SEASON HIGHLIGHTS: (12/19 vs. GB)**...Notched one fumble recovery after LB Adalius Thomas sacked QB Aaron Rodgers, and returned the ball 11 yards to set up a touchdown three-plays later. **(12/4 vs. HST)**...Produced sack of David Carr, dropping the quarterback for 14-yard loss. **(11/20 vs. PIT)**...Earned game ball after producing a career-best two sacks of QB Tommy Maddox and leading the team with 12 tackles in the 16-13 overtime win. **(11/13 at JAX)**...Split a sack of QB Byron Leftwich with Johnson. **(11/6 vs. CIN)**...Combined with DT Kelly Gregg to register a sack of Carson Palmer. **(10/31 at PIT)**... Earned the first NFL start of his career, posting nine tackles and a pass defended.

2004 (BLT) Played in 13 games...Ranked second on the club with 17 special teams tackles and recorded a fumble recovery on special teams...Contributed at linebacker and safety on defense, registering five tackles. **SEASON HIGHLIGHTS: (11/14 at NYJ)**...Responsible for fumble recovery on special teams when he recovered teammate B.J. Sam's fumble on the opening kickoff in 20-17 overtime win.

2003 (BLT) Played in all 16 games and one postseason contest...Ranked second on the team with a career-high 19 special teams tackles... Notched nine tackles and one fumble recovery on defense. **POSTSEA-**

SON: Contributed one special teams tackle during the postseason.
SEASON HIGHLIGHTS: (12/21 at CLV)...Recorded first NFL fumble recovery when he recovered a RB Lee Suggs fumble.

2002 (BLT) Played in all 16 games as a rookie...Tied for the team lead with 17 special teams tackles...Tallied five tackles and one interception on defense. **SEASON HIGHLIGHTS: (11/24 vs. TEN)**...Recorded first NFL interception when he picked off QB Steve McNair in end zone to help preserve the 13-12 victory. **(9/8 at CAR)**...Made his NFL debut.



BEFORE THE NFL

- Three-year starter at Southern Illinois who switched from line-backer to strong safety as a sophomore and finished his career with 352 tackles, earning first-team All-Gateway conference recognition as a senior.
- First-team all-state as a senior at Southeastern HS in Detroit, MI after totaling 76 tackles and three fumble recoveries on defense and rushing for a team-high 635 yards and five touchdowns on 97 carries.
- High school retired his #32 jersey on 05/14/08.



OFF THE FIELD

- Returned to Southern Illinois during the 2005 offseason and graduated with a degree in economics.
- Also competed in basketball, baseball and tennis in high school.
- Honored by Baltimore-area Congressman Elijah Cummings at his "Legends Among Us" fundraiser for his service to the community in March 2008.
- Established his charity, A Son Never Forgets Foundation in October 2006, that aims to help those suffering with paralysis after his cousin, Jeffrey Phippen, was paralyzed in a random shooting at a local bar.
- Provided uniforms, cleats, and gloves to his alma mater, Southeastern HS, for their football program in 2005.
- Purchased a plot of grass near his grandmother's house to turn into a neighborhood playground.
- Official website: www.madbacker.net
- Bart and his wife, Darnesha, have a son, Bartholomew, and a daughter, Jisele.

Bart Scott Career Fumbles

Date	Opp	Qtr	Dwn	Last LOS	Fumbled	Forced	Recovered	Yds
12/21/03	at CLV	4	2	CLV 27	RB Lee Suggs	-	Scott	0
11/14/04	at NYJ	1	-	Kickoff	CB B.J. Sams	S Oliver Celestin	Scott***	0
10/16/05	CLV	1	-	Kickoff	WR Josh Cribbs	Scott	LB Mason Unck	-
11/06/05	CIN	4	-	Kickoff	WR Tab Perry	Scott	Perry	-
11/20/05	PIT	4	1	PIT 43	QB Tommy Maddox	LB Jarret Johnson**	Scott	0
12/19/05	GB	4	2	GB 25	QB Aaron Rodgers	LB Adalius Thomas**	Scott	11
09/29/08	at PIT	2	3	PIT 9	QB Ben Roethlisberger	Scott**	T Willie Colon	-
12/28/08	JAX	4	2	JAX 40	RB Maurice Jones-Drew	Scott	LB Ray Lewis	0
09/13/10	BLT	1	2	NYJ 22	RB Ray Rice	Scott	DT Sione Pouha	0
10/11/10	MIN	2	1	MIN 43	QB Brett Favre	Aborted Snap	Scott	0
11/17/11	at DEN	1	2	DEN 47	RB Willis McGahee	LB Calvin Pace	Scott	9

**Caused on a sack

***Recovered Teammate's Fumble

Bart Scott Career Sacks

Date	Opp	Qtr	Dwn	Last LOS	Quarterback	Shared With	Yds
11/06/05	CIN	1	2	BLT 30	Carson Palmer	DT Kelly Gregg	3.5
11/13/05	at JAX	4	3	BLT 38	Byron Leftwich	LB Jarret Johnson	3
11/20/05	PIT	3	4	BLT 35	Tommy Maddox		8
11/20/05	PIT	4	1	BLT 45	Tommy Maddox		6
12/04/05	HST	2	1	HST 19	David Carr		4
09/10/06	at TB	3	3	TB 27	Chris Simms		11
09/10/06	at TB	4	1	TB 44	Bruce Gradkowski		1
09/17/06	OAK	2	2	OAK 49	Andrew Walter		9
09/24/06	at CLV	1	1	CLV 16	Charlie Frye	DE Trevor Pryce	9
09/24/06	at CLV	2	3	CLV 49	Charlie Frye		5
09/24/06	at CLV	4	2	BLT 49	Charlie Frye	DT Kelly Gregg	6
11/26/06	PIT	1	2	PIT 45	Ben Roethlisberger	LB Jarret Johnson	5.5
11/26/06	PIT	2	2	PIT 14	Ben Roethlisberger		8
11/30/06	at CIN	3	1	CIN 41	Carson Palmer		0
12/10/06	at KC	2	2	KC 31	Trent Green		5
12/17/06	CLV	4	2	CLV 24	Derek Anderson		14
10/07/07	at SF	1	3	SF 38	Trent Dilfer		2
09/29/08	at PIT	2	3	PIT 19	Ben Roethlisberger**		11
11/30/08	at CIN	4	3	CIN 25	Jordan Palmer	LB Jarret Johnson	4
11/01/09	MIA	4	3	MIA 29	Chad Henne		15
11/07/10	at DET	1	1	DET 31	Matthew Stafford		10
09/11/11	DAL	1	2	NYJ 34	Tony Romo		7
09/18/11	JAX	4	1	JAX 39	Blaine Gabbert		10
10/17/11	MIA	4	4	MIA 33	Matt Moore	LB Jamaal Westerman	2
12/11/11	KC	2	3	KC 29	Tyler Palko		7

**Forced Fumble

Career Firsts

First	Date	Game	Result	Note
Game	9/18/2002	BLT at CAR	L, 10–7	
Start	10/31/2005	BLT at PIT	L, 20–19	Recorded 9 tackles in his first NFL start
Sack	11/6/2005	BLT vs CIN	L 21–9	Shared with DT Kelly Gregg
Interception	11/24/2002	BLT vs TEN	W, 13-12	Picked off a Steve McNair pass intended for Drew Bennett
Forced Fumble	10/16/2005	BLT vs CLV	W, 20-14	Knocked the ball loose from WR Josh Cribbs on kick coverage
Fumble Recovery	10/16/2005	BLT vs CLE	W, 16-13	Recovered a RB Lee Suggs fumble
Multi-Sack game	11/20/2005	BLT vs PIT	W, 16-13	Dropped Tommy Maddox twice in the backfield

2011 New York Jets

Date	Opp	GP	GS	TT	S	A	Sk	Yds	Int	Yds	Lg	TD	PD	FF	FR	Yds	TD
9/11	DAL	1	1	9	8	1	1.0	7.0	-	-	-	-	-	-	-	-	-
9/18	JAX	1	1	5	3	2	1.0	10.0	-	-	-	-	-	-	-	-	-
9/25	at OAK	1	1	5	3	2	-	-	-	-	-	-	-	-	-	-	-
10/2	at BLT	1	1	7	5	2	-	-	-	-	-	-	-	-	-	-	-
10/9	at NE	1	0	3	1	2	-	-	-	-	-	-	-	-	-	-	-
10/17	MIA	1	1	5	2	3	0.5	1.0	-	-	-	-	-	1	-	-	-
10/23	SD	1	1	6	2	4	-	-	-	-	-	-	-	-	-	-	-
11/6	at BUF	1	1	3	2	1	-	-	-	-	-	-	-	-	-	-	-
11/13	NE	1	1	1	1	0	-	-	-	-	-	-	-	-	-	-	-
11/17	at DEN	1	1	6	3	3	-	-	-	-	-	-	-	-	1	9	-
11/27	BUF	1	1	-	-	-	-	-	-	-	-	-	-	-	-	-	-
12/4	at WAS	1	1	6	4	2	-	-	-	-	-	-	1	-	-	-	-
12/11	KC	1	1	4	3	1	1.0	7.0	-	-	-	-	-	-	-	-	-
12/18	at PHI	1	1	4	3	1	1.0	3.0	-	-	-	-	-	-	-	-	-
12/24	NYG	1	1	7	4	3	-	-	-	-	-	-	-	-	-	-	-
1/1	at MIA	1	1	6	4	2	-	-	-	-	-	-	-	-	-	-	-
2011 Totals		16	15	77	48	29	4.5	28.0	0	0	0	0	1	1	1	9	0

2010 New York Jets

Date	Opp	P	S	TT	S	A	Sk	Yds	Int	Yds	Lg	TD	PD	FF	FR	Yds	TD
9/13	BLT	1	1	9	6	3	-	-	-	-	-	-	-	1	-	-	-
9/19	NE	1	1	4	2	2	-	-	-	-	-	-	1	-	-	-	-
9/26	at MIA	1	1	5	3	2	-	-	-	-	-	-	-	-	-	-	-
10/3	at BUF	1	1	4	2	2	-	-	-	-	-	-	-	-	-	-	-
10/11	MIN	1	1	4	2	2	-	-	-	-	-	-	-	-	1	0	-
10/17	at DEN	1	1	10	5	5	-	-	-	-	-	-	-	-	-	-	-
10/31	GB	1	1	8	5	3	-	-	-	-	-	-	-	-	-	-	-
11/7	at DET	1	1	6	5	1	1.0	10.0	-	-	-	-	-	-	-	-	-
11/14	at CLV	1	1	6	3	3	-	-	-	-	-	-	-	-	-	-	-
11/21	HST	1	1	4	4	0	-	-	-	-	-	-	-	-	-	-	-
11/25	CIN	1	1	7	6	1	-	-	-	-	-	-	-	-	-	-	-
12/6	at NE	1	1	7	7	0	-	-	-	-	-	-	-	-	-	-	-
12/12	MIA	1	1	9	7	2	-	-	-	-	-	-	-	-	-	-	-
12/19	at PIT	1	1	5	4	1	-	-	-	-	-	-	-	-	-	-	-
12/26	at CHI	1	1	4	4	0	-	-	-	-	-	-	-	-	-	-	-
1/2	BUF	1	1	2	1	1	-	-	-	-	-	-	-	-	-	-	-
2010 Totals		16	16	94	66	28	1.0	10.0	0	0	0	0	1	1	1	0	0

2010 Postseason

Date	Opp	P	S	TT	S	A	Sk	Yds	Int	Yds	Lg	TD	PD	FF	FR	Yds	TD
1/8	at IND	1	1	4	3	1	-	-	-	-	-	-	-	-	-	-	-
1/16	at NE	1	1	4	2	2	-	-	-	-	-	-	-	-	-	-	-
1/23	at PIT	1	1	4	2	2	-	-	-	-	-	-	-	-	-	-	-
Totals		3	3	12	7	5	0.0	0.0	0	0	0	0	0	0	0	0	0

2009 New York Jets

Date	Opp	P	S	TT	S	A	Sk	Yds	Int	Yds	Lg	TD	PD	FF	FR	Yds	TD
9/13	at HST	1	1	3	3	0	-	-	-	-	-	-	-	-	-	-	-
9/20	NE	1	1	6	4	2	-	-	-	-	-	-	-	-	-	-	-
9/27	TEN	1	1	9	7	2	-	-	-	-	-	-	-	-	-	-	-
10/4	at NO	1	1	9	6	3	-	-	-	-	-	-	-	-	-	-	-
10/12	at MIA	1	1	12	8	4	-	-	-	-	-	-	-	-	-	-	-
10/18	BUF	1	1	7	5	2	-	-	-	-	-	-	-	-	-	-	-
10/25	at OAK	1	1	7	3	4	-	-	-	-	-	-	-	-	-	-	-
11/1	MIA	1	1	9	8	1	1.0	15.0	-	-	-	-	-	-	-	-	-
11/15	JAX	1	1	6	4	2	-	-	-	-	-	-	-	-	-	-	-
11/22	at NE	1	1	4	3	1	-	-	-	-	-	-	-	-	-	-	-
11/29	CAR	1	1	5	3	2	-	-	-	-	-	-	1	-	-	-	-
12/3	at BUF	1	1	7	4	3	-	-	-	-	-	-	-	-	-	-	-
12/13	at TB	1	1	7	7	0	-	-	-	-	-	-	-	-	-	-	-
12/20	ATL	1	1	9	6	3	-	-	-	-	-	-	-	-	-	-	-
12/27	at IND	1	1	4	3	1	-	-	-	-	-	-	-	-	-	-	-
1/3	CIN	1	1	3	2	1	-	-	-	-	-	-	-	-	-	-	-
2009 Totals		16	16	107	76	31	1.0	15.0	0	0	0	0	1	0	0	0	0

2009 Postseason

Date	Opp	P	S	TT	S	A	Sk	Yds	Int	Yds	Lg	TD	PD	FF	FR	Yds	TD
1/9	at CIN	1	1	7	3	4	-	-	-	-	-	-	1	-	-	-	-
1/17	at SD	1	1	4	3	1	-	-	-	-	-	-	-	-	-	-	-
1/24	at IND	1	1	3	2	1	-	-	-	-	-	-	-	-	-	-	-
Totals		3	3	14	8	6	0.0	0.0	0	0	0	0	1	0	0	0	0

Bart Scott Career Interceptions

Date	Opp	Qtr	Dwn	Last LOS	Quarterback	Target	Yds
11/24/02	TEN	1	3	BLT 4***	Steve McNair	WR Drew Bennett	0
10/01/06	SD	1	2	SD 33	Philip Rivers	TE Antonio Gates	24
11/26/06	PIT	4	4	BLT 30	Ben Roethlisberger	WR Nate Washington	7**

**Final Defensive Play of the Game

***Interception occurred in the end zone

2008 Baltimore Ravens

Date	Opp	P	S	TT	S	A	Sk	Yds	Int	Yds	Lg	TD	PD	FF	FR	Yds	TD
9/7	CIN	1	1	6	3	3	-	-	-	-	-	-	1	-	-	-	-
9/21	CLV	1	1	5	3	2	-	-	-	-	-	-	1	-	-	-	-
9/29	at PIT	1	1	6	0	6	1.0	10.0	-	-	-	-	1	1	-	-	-
10/5	TEN	1	1	5	2	3	-	-	-	-	-	-	-	-	-	-	-
10/12	at IND	1	1	6	5	1	-	-	-	-	-	-	-	-	-	-	-
10/19	at MIA	1	1	8	2	6	-	-	-	-	-	-	-	-	-	-	-
10/26	OAK	1	1	8	4	4	-	-	-	-	-	-	-	-	-	-	-
11/2	at CLV	1	1	7	6	1	-	-	-	-	-	-	-	-	-	-	-
11/9	at HST	1	1	4	2	2	-	-	-	-	-	-	-	-	-	-	-
11/16	at NYG	1	1	8	4	4	-	-	-	-	-	-	-	-	-	-	-
11/23	PHI	1	1	5	3	2	-	-	-	-	-	-	1	-	-	-	-
11/30	at CIN	1	1	5	3	2	0.5	2.0	-	-	-	-	-	-	-	-	-
12/7	WAS	1	1	7	6	1	-	-	-	-	-	-	1	-	-	-	-
12/14	PIT	1	1	3	3	0	-	-	-	-	-	-	-	-	-	-	-
12/20	at DAL	1	1	11	5	6	-	-	-	-	-	-	-	-	-	-	-
12/28	JAX	1	1	10	3	7	-	-	-	-	-	-	-	1	-	-	-
2008 Totals		16	16	104	54	50	1.5	12.0	0	0	0	0	5	2	0	0	0

2008 Postseason

Date	Opp	P	S	TT	S	A	Sk	Yds	Int	Yds	Lg	TD	PD	FF	FR	Yds	TD
1/4	at MIA	1	1	8	7	1	-	-	-	-	-	-	-	-	-	-	-
1/10	at TEN	1	1	11	9	2	-	-	-	-	-	-	-	-	-	-	-
1/18	at PIT	1	1	7	6	1	-	-	-	-	-	-	-	-	-	-	-
Totals		3	3	26	22	4	0.0	0.0	0	0	0	0	0	0	0	0	0

2007 Baltimore Ravens

Date	Opp	P	S	TT	S	A	Sk	Yds	Int	Yds	Lg	TD	PD	FF	FR	Yds	TD
9/10	at CIN	1	1	3	3	0	-	-	-	-	-	-	-	-	-	-	-
9/16	NYJ	1	1	10	6	4	-	-	-	-	-	-	-	-	-	-	-
9/23	ARZ	1	1	3	2	1	-	-	-	-	-	-	-	-	-	-	-
9/30	at CLV	1	1	13	8	5	-	-	-	-	-	-	1	-	-	-	-
10/7	at SF	1	1	10	6	4	1.0	2.0	-	-	-	-	-	-	-	-	-
10/14	SL	1	1	7	5	2	-	-	-	-	-	-	-	-	-	-	-
10/21	at BUF	1	1	10	6	4	-	-	-	-	-	-	-	-	-	-	-
11/5	at PIT	1	1	14	6	8	-	-	-	-	-	-	1	-	-	-	-
11/11	CIN	1	1	3	2	1	-	-	-	-	-	-	-	-	-	-	-
11/18	CLV	1	1	10	8	2	-	-	-	-	-	-	-	-	-	-	-
11/25	at SD	1	1	10	4	6	-	-	-	-	-	-	-	-	-	-	-
12/3	NE	1	1	10	8	2	-	-	-	-	-	-	-	-	-	-	-
12/9	IND	1	1	9	6	3	-	-	-	-	-	-	-	-	-	-	-
12/16	at MIA	1	1	10	8	2	-	-	-	-	-	-	-	-	-	-	-
12/23	at SEA	1	1	2	1	1	-	-	-	-	-	-	1	-	-	-	-
12/30	PIT	1	1	7	5	2	-	-	-	-	-	-	-	-	-	-	-
2007 Totals		16	16	131	84	47	1.0	2.0	0	0	0	0	3	0	0	0	0

2006 Baltimore Ravens

Date	Opp	P	S	TT	S	A	Sk	Yds	Int	Yds	Lg	TD	PD	FF	FR	Yds	TD
9/10	at TB	1	1	9	7	2	2.0	12.0	-	-	-	-	2	-	-	-	-
9/17	OAK	1	1	6	4	2	1.0	9.0	-	-	-	-	1	-	-	-	-
9/24	at CLV	1	1	9	6	3	2.0	12.5	-	-	-	-	2	-	-	-	-
10/1	SD	1	1	19	14	5	-	-	1	24	24	0	1	-	-	-	-
10/9	at DEN	1	1	6	2	4	-	-	-	-	-	-	-	-	-	-	-
10/15	CAR	1	1	8	4	4	-	-	-	-	-	-	-	-	-	-	-
10/29	at NO	1	1	9	4	5	-	-	-	-	-	-	1	-	-	-	-
11/5	CIN	1	1	8	5	3	-	-	-	-	-	-	-	-	-	-	-
11/12	at TEN	1	1	10	8	2	-	-	-	-	-	-	-	-	-	-	-
11/19	ATL	1	1	7	5	2	-	-	-	-	-	-	-	-	-	-	-
11/26	PIT	1	1	4	4	0	1.5	13.5	1	7	7	0	1	-	-	-	-
11/30	at CIN	1	1	12	11	1	1.0	0.0	-	-	-	-	1	1	-	-	-
12/10	at KC	1	1	11	6	5	1.0	5.0	-	-	-	-	-	-	-	-	-
12/17	CLV	1	1	4	3	1	1.0	14.0	-	-	-	-	-	-	-	-	-
12/24	at PIT	1	1	8	5	3	-	-	-	-	-	-	-	-	-	-	-
12/31	BUF	1	1	5	5	0	-	-	-	-	-	-	-	-	-	-	-
2006 Totals		16	16	135	93	42	9.5	66.0	2	31	24	0	9	1	0	0	0

2006 Postseason

Date	Opp	P	S	TT	S	A	Sk	Yds	Int	Yds	Lg	TD	PD	FF	FR	Yds	TD
1/13	IND	1	1	12	5	7	-	-	-	-	-	-	-	-	-	-	-
Totals		1	1	12	5	7	0.0	0.0	0	0	0	0	0	0	0	0	0

2005 Baltimore Ravens

Date	Opp	P	S	TT	S	A	Sk	Yds	Int	Yds	Lg	TD	PD	FF	FR	Yds	TD
9/11	IND	1	0	0	0	0	-	-	-	-	-	-	-	-	-	-	-
9/18	at TEN	1	0	0	0	0	-	-	-	-	-	-	-	-	-	-	-
10/2	NYJ	1	0	0	0	0	-	-	-	-	-	-	-	-	-	-	-
10/9	at DET	1	0	9	6	3	-	-	-	-	-	-	-	-	-	-	-
10/16	CLV	1	0	1	1	0	-	-	-	-	-	-	-	-	1	-	-
10/23	at CHI	1	0	1	0	1	-	-	-	-	-	-	-	-	-	-	-
10/31	at PIT	1	1	9	6	3	-	-	-	-	-	-	1	-	-	-	-
11/6	CIN	1	1	7	5	2	0.5	3.5	-	-	-	-	2	-	-	-	-
11/13	at JAX	1	1	13	7	6	0.5	3.0	-	-	-	-	-	-	-	-	-
11/20	PIT	1	1	12	9	3	2.0	14.0	-	-	-	-	1	-	1	0	0
11/27	at CIN	1	1	10	8	2	-	-	-	-	-	-	-	-	-	-	-
12/4	HST	1	1	13	10	3	1.0	4.0	-	-	-	-	-	-	-	-	-
12/11	at DEN	1	1	13	7	6	-	-	-	-	-	-	-	-	-	-	-
12/19	GB	1	1	13	10	3	-	-	-	-	-	-	-	-	1	0	0
12/25	MIN	1	1	8	5	3	-	-	-	-	-	-	-	-	-	-	-
1/1	at CLV	1	1	10	3	7	-	-	-	-	-	-	1	-	-	-	-
2005 Totals		16	10	119	77	42	4.0	24.5	0	0	0	0	5	0	3	0	0

2004 Baltimore Ravens

Date	Opp	P	S	TT	S	A	Sk	Yds	Int	Yds	Lg	TD	PD	FF	FR	Yds	TD
9/12	at CLV	1	0	-	-	-	-	-	-	-	-	-	-	-	-	-	-
9/19	PIT	1	0	-	-	-	-	-	-	-	-	-	-	-	-	-	-
9/26	at CIN	1	0	-	-	-	-	-	-	-	-	-	-	-	-	-	-
10/4	KC	1	0	-	-	-	-	-	-	-	-	-	-	-	-	-	-
10/10	at WAS	1	0	-	-	-	-	-	-	-	-	-	-	-	-	-	-
10/24	BUF	1	0	-	-	-	-	-	-	-	-	-	-	-	-	-	-
10/31	at PHI	1	0	-	-	-	-	-	-	-	-	-	-	-	-	-	-
11/7	CLV	1	0	-	-	-	-	-	-	-	-	-	-	-	-	-	-
11/14	at NYJ	1	0	3	2	1	-	-	-	-	-	-	-	-	1	0	0
11/21	DAL	1	0	2	1	1	-	-	-	-	-	-	-	-	-	-	-
11/28	at NE	1	0	-	-	-	-	-	-	-	-	-	-	-	-	-	-
12/5	CIN	1	0	-	-	-	-	-	-	-	-	-	-	-	-	-	-
12/12	NYG	1	0	-	-	-	-	-	-	-	-	-	-	-	-	-	-
12/19	at IND								INACTIVE								
12/26	at PIT								INACTIVE								
1/2	MIA								INACTIVE								
2004 Totals		13	0	5	3	2	0.0	0.0	0	0	0	0	0	0	1	0	0

2003 Baltimore Ravens

Date	Opp	P	S	TT	S	A	Sk	Yds	Int	Yds	Lg	TD	PD	FF	FR	Yds	TD
9/7	at PIT	1	0	0	0	0	-	-	-	-	-	-	-	-	-	-	-
9/14	CLV	1	0	0	0	0	-	-	-	-	-	-	-	-	-	-	-
9/21	at SD	1	0	0	0	0	-	-	-	-	-	-	-	-	-	-	-
9/28	KC	1	0	0	0	0	-	-	-	-	-	-	-	-	-	-	-
10/12	at ARZ	1	0	0	0	0	-	-	-	-	-	-	-	-	-	-	-
10/19	at CIN	1	0	0	0	0	-	-	-	-	-	-	-	-	-	-	-
10/26	DEN	1	0	0	0	0	-	-	-	-	-	-	-	-	-	-	-
11/2	JAX	1	0	1	1	0	-	-	-	-	-	-	-	-	-	-	-
11/9	at SL	1	0	0	0	0	-	-	-	-	-	-	-	-	-	-	-
11/16	at MIA	1	0	0	0	0	-	-	-	-	-	-	-	-	-	-	-
11/23	SEA	1	0	0	0	0	-	-	-	-	-	-	-	-	-	-	-
11/30	SF	1	0	2	2	0	-	-	-	-	-	-	-	-	-	-	-
12/7	CIN	1	0	6	4	2	-	-	-	-	-	-	-	-	-	-	-
12/14	at OAK	1	0	0	0	0	-	-	-	-	-	-	-	-	-	-	-
12/21	at CLV	1	0	0	0	0	-	-	-	-	-	-	-	-	1	0	0
12/28	PIT	1	0	0	0	0	-	-	-	-	-	-	-	-	-	-	-
2003 Totals		16	0	9	7	2	0.0	0.0	0	0	0	0	0	0	1	0	0

2003 Postseason

Date	Opp	P	S	TT	S	A	Sk	Yds	Int	Yds	Lg	TD	PD	FF	FR	Yds	TD
1/3	TEN	1	0	-	-	-	-	-	-	-	-	-	-	-	-	-	-
Totals		1	0	0	0	0	0.0	0.0	0	0	0	0	0	0	0	0	0

2002 Baltimore Ravens

Date	Opp	P	S	TT	S	A	Sk	Yds	Int	Yds	Lg	TD	PD	FF	FR	Yds	TD
9/8	at CAR	1	0	-	-	-	-	-	-	-	-	-	-	-	-	-	-
9/15	TB	1	0	-	-	-	-	-	-	-	-	-	-	-	-	-	-
9/30	DEN	1	0	-	-	-	-	-	-	-	-	-	-	-	-	-	-
10/6	at CLV	1	0	-	-	-	-	-	-	-	-	-	-	-	-	-	-
10/13	at IND	1	0	-	-	-	-	-	-	-	-	-	-	-	-	-	-
10/20	JAX	1	0	-	-	-	-	-	-	-	-	-	-	-	-	-	-
10/27	PIT	1	0	-	-	-	-	-	-	-	-	-	-	-	-	-	-
11/3	at ATL	1	0	-	-	-	-	-	-	-	-	-	-	-	-	-	-
11/10	CIN	1	0	-	-	-	-	-	-	-	-	-	-	-	-	-	-
11/17	at MIA	1	0	-	-	-	-	-	-	-	-	-	-	-	-	-	-
11/24	TEN	1	0	1	1	0	-	-	1	0	0	0	-	-	-	-	-
12/1	at CIN	1	0	-	-	-	-	-	-	-	-	-	-	-	-	-	-
12/8	NO	1	0	-	-	-	-	-	-	-	-	-	-	-	-	-	-
12/15	at HST	1	0	1	0	1	-	-	-	-	-	-	-	-	-	-	-
12/22	CLV	1	0	3	2	1	-	-	-	-	-	-	-	-	-	-	-
12/29	at PIT	1	0	-	-	-	-	-	-	-	-	-	-	-	-	-	-
2002 Totals		16	0	5	3	2	0.0	0.0	1	0	0	0	0	0	0	0	0



68

GUARD

HEIGHT: 6-5

WEIGHT: 315

AGE: 26 (as of opening weekend)

HOMETOWN: Colorado Springs, CO

HIGH SCHOOL: West Side (CO) HS

COLLEGE: Nebraska

HOW ACQUIRED: D6 (193), 2009 NFL Draft

EXPERIENCE: NFL: 4th • JETS: 4th

Matt SLAUSON

NY

PRO CAREER

- Since entering the starting lineup in 2010, has made every start at left guard (32 regular season games, three postseason games)... Last season, appeared in 100% of the offensive plays.

NY

CAREER TRANSACTIONS

- 04/26/09, NYJ, D6 (193)

Career Statistics

Year	Team	GP	GS	Off PT	ST PT
2009	Jets	3	0	1.32	5.61
2010	Jets	16	16	96.52	14.55
2011	Jets	16	16	100.00	14.11
Career Totals		35	32	65.95	11.42

Additional Statistics:

Touchdowns: 1 (Career); 1 (2011)

Career Postseason Statistics

Date	Team	GP	GS
2009	Jets	0	0
2010	Jets	3	3
Postseason		3	3

100-Yard Rushing Performances as a Starter

Date	Game	Player	Att	Yds	Avg	Lg	TDs
10/03/10	NYJ at BUF	LaDainian Tomlinson	19	133	7.00	26t	2
10/03/10	NYJ at BUF	Shonn Greene	22	117	5.32	17	0
01/02/11	NYJ vs. BUF	Joe McKnight	32	158	4.94	18	0
10/23/11	NYJ vs. SD	Shonn Greene	20	112	5.60	24	0
12/11/11	NYJ vs. KC	Shonn Greene	24	129	5.38	31	1

300-Yard Passing Performances as a Starter

Date	Game	Player	Att	Cmp	Pct	Yds	TDs	INTs	Rate
11/07/10	NYJ at DET	Mark Sanchez	39	22	56.4	336	1	1	82.9
11/21/10	NYJ vs. HST	Mark Sanchez	38	22	57.9	315	3	1	100.2
09/11/11	NYJ vs. DAL	Mark Sanchez	44	26	59.1	335	2	1	88.7
09/25/11	NYJ at OAK	Mark Sanchez	44	27	61.4	369	2	1	93.8
11/13/11	NYJ vs. NE	Mark Sanchez	39	20	51.3	306	1	2	64.7

NY

SEASON-BY-SEASON REVIEW

2011 (JETS) Started all 16 games at left guard for the second-consecutive season...Did not miss a single play. **SEASON HIGHLIGHTS: (11/17 at DEN)**...Became the first Jets lineman to score a touchdown on a fumble recovery since 1972 when he recovered a RB Bilal Powell fumble at the one-yard line and dove into the end zone to give the Jets a 10-3 lead. G Randy Rasmussen was the last to accomplish the feat when he recovered a RB Cliff McClain fumble in the end zone in the Jets 1972 home

opener against the Miami Dolphins (10/8/72). He is the first Jets offensive lineman to score a touchdown since John (Jumbo) Elliott scored on a touchdown reception in 2000, also against the Dolphins (10/23/00). **(10/2 at BLT)**...Saw his first-career action at center in Week Four.

2010 (JETS) Started all 16 games at left guard for the first time in his career as part of an offensive line that ranked fourth in the league in rushing (2,374 yards/148.4 yards per game) and allowed just 28 total sacks, ranking eighth in the league...Helped QB Mark Sanchez establish a career-high with a 54.8 completion percentage, 3,291 yards passing,

17 touchdowns and a 75.3 quarterback rating. **POSTSEASON:** Started all three postseason games allowing Sanchez to complete 60.7% of his passes for 616 yards, five touchdowns, one interception and a 95.5 quarterback rating while only allowing three sacks...Paved the way for the club to rush for 359 yards and three touchdowns on 89 carries. **(AFC Championship: 1/23 at PIT)**...Helped protect Sanchez as he threw for 233 yards and two touchdowns, registering his second-consecutive passer rating of above 100. **(Divisional: 1/16 at NE)**...Did not allow a sack of Sanchez, allowing him to throw for 194 yards and three touchdowns and a 127.3 passer rating. **(Wild Card: 1/8 at IND)**...Part of an offensive line that paved the way for a postseason-high 169 yards rushing, including a pair of one-yard touchdown runs from RB LaDainian Tomlinson. **SEASON HIGHLIGHTS: (1/2 vs. BUF)**...Helped block for RB Joe McKnight's first-career game of 100-or-more yards as McKnight set a Jets season-high with 158 yards rushing, as part of a team season-bests 276 yards rushing on 50 attempts. **(11/21 vs. HST)**...Helped protect Sanchez as he went over 300 yards passing for the second time, throwing for 315 yards, three touchdown passes and a 100.2 rating. **(11/15 at CLV)**...Part of an offensive line that blocked for a season-high 456 yards of total offense, the second-consecutive week over 400 yards, including 284 yards passing and 172 yards rushing, in the overtime victory...Left the game with an injury. **(11/7 at DET)**...Provided protection as Sanchez established a career-best 336 yards passing as part of an offensive attack that gained 437 total yards. **(10/3 at BUF)**...Paved the way for both Tomlinson (19-133-2) and RB Shonn Greene (22-117) to both surpass 100 yards rushing as part of a rushing offense that gained 273 total yards on the ground. **(9/26 at MIA)**...Part of an offensive line that did not allow a sack, protecting Sanchez as he threw for three touchdowns and a passer rating above 120 for the second-consecutive week. **(9/19 vs. NE)**...Allowed Sanchez to compile a 124.3 passer rating, the high regular-season rating of his career, as he completed 70% of his passes (21-of-30) for 220 yards and three touchdowns...Part of an offense that maintained possession for 20:02 of the second half, out scoring NE 18-0 for the 28-14 victory. **(9/13 vs. BLT)**...Started the first game of his career.

2009 (JETS) Played in three-regular season games. **SEASON HIGHLIGHTS: (12/13 at TB)**...Saw his first NFL action at center and guard. **(12/3 at BUF, Toronto)**...Made his NFL debut on special teams during the first BUF field goal attempt.

NY

BEFORE THE NFL

- In 2008 at Nebraska, started all 13 games at right guard during his senior season...Helped the offense rank among the nation's top 20 in scoring, passing and total offense...Received first-team All-Big 12 honors from the *San Antonio Express-News*, while being a second-team all-conference selection by several other sources.
- In 2007, played in all 12 games, making eight starts at three different positions, including right guard and both tackle spots...Offense averaged 468.2 yards per game, its best offensive total in 10 seasons, while averaging a school-record 323.8 passing yards per contest...Honorable-mention all-Big 12 from the *Associated Press* and second-team all-Big 12 by Rivals.com.
- Played one season at Air Force Prep School in Colorado Springs, lining up at offensive tackle...Spent 2003 season at Air Academy HS in Colorado Springs...Began his high school career at Sweet Home HS in Oregon for Coach Rob Younger.

NY

OFF THE FIELD

- Married to wife, Cami, and the couple had a son, Montgomery, during the 2010 season.
- Son of Rob and Nancy Slauson.
- Twin brothers, Chris, who attended the Air Force Academy, and is currently a Captain, and Nick, a state-champion swimmer who won eight gold medals on the state level.
- Sister, Alli, attends the University of Nebraska.
- Graduated in May 2009 with a degree in sociology.
- Lettered twice in basketball and four times in track, competing in both discus and shot put, during his prep career.
- Visited P.G. Chambers School to celebrate the completion of a new adaptive fitness area as part of the Jets partnership with Hometown Huddle and the United Way of Morris County.
- Won in the Jets Charity Golf Classic at Trump National Golf Course, 06/07/10, to benefit the Jets Foundation.



33

SAFETY

HEIGHT: 6-1

WEIGHT: 207

AGE: 29 (as of opening weekend)

HOMETOWN: Groveport, OH

HIGH SCHOOL: Groveport Madison HS

COLLEGE: Michigan State

HOW ACQUIRED: D3b (97), 2006 NFL Draft

EXPERIENCE: NFL: 7th • JETS: 7th

Eric SMITH

Follow Eric

@Esmitty33

NY

PRO CAREER

- Appeared in all 16 games in 2011 for the second time in his career...Established new career-highs in games started (14), total tackles (115) and sacks (2.5) in his first season as a starter.
- A key contributor to the Jets special teams units, he has recorded 91 special teams tackles and two blocked punts during his career.
- In three seasons under Head Coach Rex Ryan, he has been part of a secondary that ranks first in the league in net passing yards

per game (185.1), opposing completion percentage (52.2%) and fewest touchdown passes allowed (47).

NY

CAREER TRANSACTIONS

- 07/30/11, NYJ, Re-Signed, UFA
- 03/18/10, NYJ, Re-Signed, RFA
- 10/06/08, NYJ, Reserve/Suspended
- 04/29/06, NYJ, D3b* (97)

* Jets acquired D3 (97) as a compensatory selection

Career Statistics

Year	Team	GP	GS	TT	S	A	Sk	Yds	Int	Yds	Lg	TD	PD	FF	FR	Yds	TD
2006	Jets	15	0	16	11	5	0.0	0.0	2	1	1	0	2	0	0	0	0
2007	Jets	15	4	36	23	13	0.0	0.0	0	0	0	0	5	0	0	0	0
2008	Jets	9	6	32	21	11	0.0	0.0	1	6	6	0	4	0	1	0	0
2009	Jets	16	4	34	27	7	0.0	0.0	1	0	0	0	6	0	0	0	0
2010	Jets	13	6	57	37	20	1.0	4.0	0	0	0	0	4	0	0	0	0
2011	Jets	16	14	115	84	31	2.5	21.0	1	2	2	0	4	0	1	0	0
Career Totals		84	34	290	203	87	3.5	25.0	5	9	6	0	25	0	2	0	0

Additional Statistics

Special Teams Tackles: 91 (career): 14 (2011); 15 (2010); 25 (2009); 7 (2008); 19 (2007); 11 (2006)

Blocked Punts: 2 (career): 1 (2010); 1 (2009)

Kickoff Returns: 1-9, 9 Lg (Career): 1-9, 9 Lg (2009)

Receiving: 1-27, 27 Lg (Career): 1-27, 27 Lg (2009)

Career Bests

Tackles: 13 (three times, last 10/09/11 at NE)

Solo Tackles: 9 (twice, last 10/23/11 vs. SD)

Passes Defensed: 2 (three times, last 09/18/11 vs. JAX)

Career Postseason

Year	Team	GP	GS	TT	S	A	Sk	Yds	Int	Yds	Lg	TD	PD	FF	FR	Yds	TD
2006	Jets	1	0	4	4	0	0.0	0.0	0	0	0	0	0	0	0	0	0
2009	Jets	3	0	3	1	2	0.0	0.0	0	0	0	0	0	0	0	0	0
2010	Jets	3	3	21	17	4	0.0	0.0	0	0	0	0	5	0	0	0	0
Totals		7	3	28	22	6	0.0	0.0	0	0	0	0	5	0	0	0	0

Additional Postseason Statistics

Special Teams Tackles: 11 (career): 4 (2010); 6 (2009); 1 (2006)

Postseason Bests

Tackles: 8 (01/08/11 at IND)

Solo Tackles: 8 (01/08/11 at IND)

Passes Defensed: 2 (twice, last 01/23/11 at PIT)

NY SEASON-BY-SEASON REVIEW

2011 (JETS) Finished second on the team with a career-best 115 tackles (two behind LB David Harris), and also posted highs in sacks (2.5) as he started 14 games. **SEASON HIGHLIGHTS: (9/18 vs. JAX)**...Tied for the team lead with seven tackles and recorded the fifth interception of his career when he picked off a QB Luke McCown pass. **(9/11 vs. DAL)**...Recorded the second sack of his career when he brought down QB Tony Romo...Finished the game leading all Jets defenders with 13 tackles.

2010 (JETS) Appeared in the season's first 13 games before missing the final three with a concussion...Matched his career-high with six starts, starting the first three games of the season and the final three before getting hurt...Posted a career-best 57 tackles and recorded the first sack of his career in addition to four passes defended...Tied for fourth on the club with 15 special teams tackles and blocked a punt for the second-consecutive season. **POSTSEASON:** Started all three postseason games, the first three postseason starts of his career, collecting 21 tackles and five passes defended. **(Wild Card: 1/8 at IND)**...Made the first postseason start of his career after missing the final three weeks of the regular season with a concussion and posted a postseason career-high eight tackles (all solo) in addition to two passes defended. **SEASON HIGHLIGHTS: (12/6 at NE)**...Recorded the first sack of his career, dropping QB Tom Brady for a four-yard loss, in addition to registering a season-high 10 tackles and two passes defended. **(9/26 at MIA)**...Blocked a P Brandon Fields punt late in the third quarter to help set up a field goal and push the Jets advantage to 24-20.

2009 (JETS) Served as a contributor to a Jets defense that finished first in the NFL in points allowed, total yards allowed and passing yards allowed...Played in all 16 regular-season games, with starts in four...Registered 34 tackles, one interception and six passes defended. **POSTSEASON:** Appeared in all three postseason games, logging three tackles on defense and six on special teams. **(Wild Card: 1/9 at CIN)**...Compiled five special teams tackles. **SEASON HIGHLIGHTS: (11/22 at NE)**...Blocked a P Chris Hanson punt late in the first half that was scooped up by WR Brad Smith and returned four-yards for the first Jets score of the game. **(9/27 vs. TEN)**...Posted his fourth-career interception after he stepped in front of a QB Kerry Collins pass intended for RB Chris Johnson.

2008 (JETS) Saw action in nine games, making six starts and finishing the season with 32 tackles, one interception, four passes defended, one fumble recovery and seven special teams tackles. **SEASON HIGHLIGHTS: (12/21 at SEA)**...Recovered a CB Dwight Lowery forced fumble on the Jets three-yard line, the first fumble recovery of his career. **(12/14 vs. BUF)**...Returned to the lineup after missing the previous six games as he started and recorded five tackles. **(9/28 vs. ARZ)**...Intercepted a QB Kurt Warner pass and returned it six yards...Injured late in the fourth quarter when he collided with WR Anquan Boldin and missed the next six games.

2007 (JETS) Played 15 games, starting four, recording 36 tackles and five pass breakups...Finished second on the team with 19 special teams tackles. **SEASON HIGHLIGHTS: (12/2 at MIA)**...Named Jets Special Teams Player of the Week after finishing with three special teams tackles. **(10/7 at NYG)**...Registered his first-career start, recording a team-high and career-high 12 tackles with five solos and one

pass defended. **(9/23 vs. MIA)**...Recovered a MIA onside kick in the last two minutes of the game to secure the 31-28 win.

2006 (JETS) Played in 15 games as a reserve safety, logging 16 tackles, two interceptions and two passes defended...Tied for third with 11 special teams tackles. **POSTSEASON: (Wild Card: 1/7 at NE)**...Recorded four tackles on defense and one more on special teams as he made his postseason debut. **SEASON HIGHLIGHTS: (12/31 vs. OAK)**...Named Jets Special Teams Player of the Week after partially blocking a P Shane Lechler punt...Picked off QB Aaron Brooks for his second-career interception. **(10/29 at CLV)**...Picked off a QB Charlie Frye pass for the first interception of his career.

NY BEFORE THE NFL

- Posted triple-digit tackles his last two seasons at Michigan State, with 115 stops in 2004 and a team-high 101 tackles in 2005.
- A four-year letterman, he had 36 career starts and registered 323 tackles, including double figures in tackles 13 times...His career totals included 10.5 tackles-for-loss, four sacks and four interceptions.
- Earned Academic All-Big Ten selection in 2004.
- Second-team all-state and an all-district selection as a senior at Groveport Madison (OH) HS, after he made 55 tackles and intercepted seven passes to earn first-team all-conference honors in 2000.
- Started the last six games at quarterback and saw action at wide receiver and running back, pulling in 16 receptions for 400 yards and four touchdowns.
- Received the Ernie Godfrey Award, which is presented to the top high school scholar-athlete in the greater Columbus (OH) area, in addition to being selected conference Scholar-Athlete of the Year.

NY OFF THE FIELD

- Attended the Jets Taste of the NFL in New York City dedicated to fighting hunger in the New York metropolitan area.
- Coached a flag football clinic at JFK High School as part of the NFL Girls Flag Football Leadership Program and C.H.A.M.P.S. program.
- Helped make improvements to the entrance of Roy Wilkins Park in Jamaica, Queens as part of the United Way Hometown Huddle in 2006.
- Handed out sporting goods gift cards to seventh and eighth graders from Brooklyn during the holiday season.
- Visited schools to educate kids as part of the Eat Right, Move More program.
- Graduated with a degree in Criminal Justice.
- Sported a 3.95 grade-point average in high school and qualified for the track and field regional in the pole vault, high jump and long jump.
- Enjoys bowling, golfing and fishing in his spare time.

2011 New York Jets

Date	Opp	GP	GS	TT	S	A	Sk	Yds	Int	Yds	Lg	TD	PD	FF	FR	Yds	TD
9/11	DAL	1	1	13	9	4	1.0	4.0	-	-	-	-	-	-	-	-	-
9/18	JAX	1	1	7	4	3	-	-	1	2	2	0	2	-	-	-	-
9/25	at OAK	1	1	13	6	7	-	-	-	-	-	-	-	-	-	-	-
10/2	at BLT	1	1	4	2	2	0.5	4.0	-	-	-	-	1	-	-	-	-
10/9	at NE	1	1	13	8	5	-	-	-	-	-	-	-	-	-	-	-
10/17	MIA	1	1	2	2	0	-	-	-	-	-	-	-	-	-	-	-
10/23	SD	1	1	11	9	2	-	-	-	-	-	-	-	-	-	-	-
11/6	at BUF	1	0	4	4	0	-	-	-	-	-	-	-	-	-	-	-
11/13	NE	1	1	8	7	1	-	-	-	-	-	-	-	-	-	-	-
11/17	at DEN	1	1	7	5	2	-	-	-	-	-	-	-	-	-	-	-
11/27	BUF	1	1	3	3	0	-	-	-	-	-	-	-	-	-	-	-
12/4	at WAS	1	1	7	7	0	-	-	-	-	-	-	-	-	1	0	0
12/11	KC	1	0	5	5	0	1.0	13.0	-	-	-	-	1	-	-	-	-
12/18	at PHI	1	1	7	6	1	-	-	-	-	-	-	-	-	-	-	-
12/24	NYG	1	1	4	2	2	-	-	-	-	-	-	-	-	-	-	-
1/1	at MIA	1	1	7	5	2	-	-	-	-	-	-	-	-	-	-	-
2011 Totals		16	14	115	84	31	2.5	21.0	1	2	2	0	4	0	1	0	0

Career Firsts

First	Date	Game	Result	Note
Game	09/10/06	NYJ at TEN	W, 23-16	Made his NFL debut in the opening game of his rookie season
Start	10/07/07	NYJ at NYG	L, 35-24	Made his first start in his second season and registered a then career-high 12 tackles in the game.
Sack	12/06/10	NYJ at NE	L, 3-45	Sacked Tom Brady for a four-yard loss
Interception	10/29/06	NYJ at CLV	L, 13-20	Intercepted a Charlie Frye pass intended for RB Rueben Droughns
Fumble Recovery	12/09/07	NYJ vs. CLV	L, 18-24	Recovered teammate RB Leon Washington's fumble on a kickoff return
Blocked Punt	11/22/09	NYJ at NE	L, 14-31	Blocked a Chris Hanson punt that was recovered by teammate WR Brad Smith and returned four yards for a touchdown
Reception:	12/13/09	NYJ at TB	W, 26-3	Caught a 27-yard pass from WR Brad Smith on a fake punt in the first quarter
Kickoff Return:	12/20/09	NYJ vs. ATL	L, 7-10	Returned a short kickoff from Michael Koenen nine yards in the first quarter

2010 New York Jets

Date	Opp	GP	GS	TT	S	A	Sk	Yds	Int	Yds	Lg	TD	PD	FF	FR	Yds	TD
9/13	BLT	1	1	9	5	4	-	-	-	-	-	-	-	-	-	-	-
9/19	NE	1	1	4	1	3	-	-	-	-	-	-	-	-	-	-	-
9/26	at MIA	1	1	6	4	2	-	-	-	-	-	-	-	-	-	-	-
10/3	at BUF	1	0	-	-	-	-	-	-	-	-	-	-	-	-	-	-
10/11	MIN	1	0	1	1	0	-	-	-	-	-	-	-	-	-	-	-
10/17	at DEN	1	0	3	3	0	-	-	-	-	-	-	1	-	-	-	-
10/31	GB	1	0	-	-	-	-	-	-	-	-	-	-	-	-	-	-
11/7	at DET	1	0	3	0	3	-	-	-	-	-	-	-	-	-	-	-
11/14	at CLV	1	0	3	1	2	-	-	-	-	-	-	-	-	-	-	-
11/21	HST	1	0	4	3	1	-	-	-	-	-	-	-	-	-	-	-
11/25	CIN	1	1	8	8	0	-	-	-	-	-	-	1	-	-	-	-
12/6	at NE	1	1	10	7	3	1.0	4.0	-	-	-	-	2	-	-	-	-
12/12	MIA	1	1	6	4	2	-	-	-	-	-	-	-	-	-	-	-
12/19	at PIT								INACTIVE (CONCUSSION)								
12/26	at CHI								INACTIVE (CONCUSSION)								
1/2	BUF								INACTIVE (CONCUSSION)								

2010 Totals		13	6	57	37	20	1.0	4.0	0	0	0	0	4	0	0	0	0
--------------------	--	-----------	----------	-----------	-----------	-----------	------------	------------	----------	----------	----------	----------	----------	----------	----------	----------	----------

2010 Postseason

Date	Opp	GP	GS	TT	S	A	Sk	Yds	Int	Yds	Lg	TD	PD	FF	FR	Yds	TD
1/8	at IND	1	1	8	8	0	-	-	-	-	-	-	2	-	-	-	-
1/16	at NE	1	1	7	5	2	-	-	-	-	-	-	1	-	-	-	-
1/23	at PIT	1	1	6	4	2	-	-	-	-	-	-	2	-	-	-	-
Totals		3	3	21	17	4	0.0	0.0	0	0	0	0	5	0	0	0	0

2009 New York Jets

Date	Opp	GP	GS	TT	S	A	Sk	Yds	Int	Yds	Lg	TD	PD	FF	FR	Yds	TD
9/13	at HST	1	0	2	2	0	-	-	-	-	-	-	1	-	-	-	-
9/20	NE	1	0	3	2	1	-	-	-	-	-	-	1	-	-	-	-
9/27	TEN	1	0	4	4	0	-	-	1	0	0	0	2	-	-	-	-
10/4	at NO	1	0	1	1	0	-	-	-	-	-	-	-	-	-	-	-
10/12	at MIA	1	0	1	1	0	-	-	-	-	-	-	-	-	-	-	-
10/18	BUF	1	0	2	2	0	-	-	-	-	-	-	-	-	-	-	-
10/25	at OAK	1	0	1	0	1	-	-	-	-	-	-	-	-	-	-	-
11/1	MIA	1	0	-	-	-	-	-	-	-	-	-	-	-	-	-	-
11/15	JAX	1	0	2	1	1	-	-	-	-	-	-	-	-	-	-	-
11/22	at NE	1	0	2	2	0	-	-	-	-	-	-	-	-	-	-	-
11/29	CAR	1	1	9	8	1	-	-	-	-	-	-	1	-	-	-	-
12/3	at BUF	1	1	2	0	2	-	-	-	-	-	-	-	-	-	-	-
12/13	at TB	1	1	2	2	0	-	-	-	-	-	-	-	-	-	-	-
12/20	ATL	1	0	1	0	1	-	-	-	-	-	-	-	-	-	-	-
12/27	at IND	1	1	2	2	0	-	-	-	-	-	-	1	-	-	-	-
1/3	CIN	1	0	-	-	-	-	-	-	-	-	-	-	-	-	-	-
2009 Totals		16	4	34	27	7	0	0	1	0	0	0	6	0	0	0	0

2009 Postseason

Date	Opp	GP	GS	TT	S	A	Sk	Yds	Int	Yds	Lg	TD	PD	FF	FR	Yds	TD
1/9	at CIN	1	0	-	-	-	-	-	-	-	-	-	-	-	-	-	-
1/17	at SD	1	0	2	1	1	-	-	-	-	-	-	-	-	-	-	-
1/24	at IND	1	0	1	0	1	-	-	-	-	-	-	-	-	-	-	-
Totals		3	0	3	1	2	0	0	0	0	0	0	0	0	0	0	0

2008 New York Jets

Date	Opp	P	S	TT	S	A	Sk	Yds	Int	Yds	Lg	TD	PD	FF	FR	Yds	TD
9/7	at MIA	1	1	7	6	1	-	-	-	-	-	-	1	-	-	-	-
9/14	NE	1	1	7	5	2	-	-	-	-	-	-	-	-	-	-	-
9/22	at SD	1	0	1	0	1	-	-	-	-	-	-	-	-	-	-	-
9/28	ARZ	1	1	1	0	1	-	-	1	6	6	-	1	-	-	-	-
10/12	CIN								RESERVE/SUSPENDED								
10/19	at OAK	1	1	6	2	4	-	-	-	-	-	-	-	-	-	-	-
10/26	KC	1	1	1	1	0	-	-	-	-	-	-	1	-	-	-	-
11/2	at BUF								INACTIVE								
11/9	SL								INACTIVE								
11/13	at NE								INACTIVE								
11/23	at TEN								INACTIVE								
11/30	DEN								INACTIVE								
12/7	at SF								INACTIVE								
12/14	BUF	1	1	5	4	1	-	-	-	-	-	-	1	-	-	-	-
12/21	at SEA	1	0	3	2	1	-	-	-	-	-	-	-	-	1	0	-
12/28	MIA	1	0	1	1	0	-	-	-	-	-	-	-	-	-	-	-
2008 Totals		9	6	32	21	11	0	0	1	6	6	0	4	0	1	0	0

2007 New York Jets

Date	Opp	P	S	TT	S	A	Sk	Yds	Int	Yds	Lg	TD	PD	FF	FR	Yds	TD
9/9	NE								INACTIVE								
9/16	at BLT	1	0	4	2	2	-	-	-	-	-	-	1	-	-	-	-
9/23	MIA	1	0	-	-	-	-	-	-	-	-	-	-	-	-	-	-
9/30	at BUF	1	0	-	-	-	-	-	-	-	-	-	-	-	-	-	-
10/7	at NYG	1	1	12	5	7	-	-	-	-	-	-	1	-	-	-	-
10/14	PHI	1	1	1	1	0	-	-	-	-	-	-	-	-	-	-	-
10/21	at CIN	1	0	-	-	-	-	-	-	-	-	-	-	-	-	-	-
10/28	BUF	1	0	-	-	-	-	-	-	-	-	-	-	-	-	-	-
11/4	WAS	1	0	-	-	-	-	-	-	-	-	-	-	-	-	-	-
11/18	PIT	1	0	4	3	1	-	-	-	-	-	-	-	-	-	-	-
11/22	at DAL	1	0	1	1	0	-	-	-	-	-	-	1	-	-	-	-
12/2	at MIA	1	0	2	2	0	-	-	-	-	-	-	-	-	-	-	-
12/9	CLV	1	0	2	2	0	-	-	-	-	-	-	-	-	-	-	-
12/16	at NE	1	1	1	1	0	-	-	-	-	-	-	1	-	-	-	-
12/23	at TEN	1	0	1	1	0	-	-	-	-	-	-	1	-	-	-	-
12/30	KC	1	1	8	5	3	-	-	-	-	-	-	-	-	-	-	-
2007 Totals		15	4	36	23	13	0.0	0.0	0	0	0	0	5	0	0	0	0

2006 New York Jets

Date	Opp	P	S	TT	S	A	Sk	Yds	Int	Yds	Lg	TD	PD	FF	FR	Yds	TD
9/10	at TEN	1	0	-	-	-	-	-	-	-	-	-	-	-	-	-	-
9/17	NE	1	0	1	1	0	-	-	-	-	-	-	-	-	-	-	-
9/24	at BUF	1	0	-	-	-	-	-	-	-	-	-	-	-	-	-	-
10/1	IND	1	0	-	-	-	-	-	-	-	-	-	-	-	-	-	-
10/8	at JAX	1	0	1	1	0	-	-	-	-	-	-	-	-	-	-	-
10/15	MIA	1	0	1	1	0	-	-	-	-	-	-	-	-	-	-	-
10/22	DET	1	0	1	1	0	-	-	-	-	-	-	-	-	-	-	-
10/29	at CLV	1	0	1	0	1	-	-	1	0	0	0	1	-	-	-	-
11/12	at NE	1	0	2	1	1	-	-	-	-	-	-	-	-	-	-	-
11/19	CHI	1	0	1	1	0	-	-	-	-	-	-	-	-	-	-	-
11/26	HST	1	0	5	4	1	-	-	-	-	-	-	-	-	-	-	-
12/3	at GB	1	0	1	0	1	-	-	-	-	-	-	-	-	-	-	-
12/10	BUF								INACTIVE								
12/17	at MIN	1	0	-	-	-	-	-	-	-	-	-	-	-	-	-	-
12/25	at MIA	1	0	1	0	1	-	-	-	-	-	-	-	-	-	-	-
12/31	OAK	1	0	1	1	0	-	-	1	1	1	0	1	-	-	-	-
2006 Totals		15	0	16	11	5	0	0	2	1	1	0	2	0	0	0	0

2006 Postseason

Date	Opp	P	S	TT	S	A	Sk	Yds	Int	Yds	Lg	TD	PD	FF	FR	Yds	TD
1/7	at NE	1	0	4	4	0	-	-	-	-	-	-	-	-	-	-	-
Totals		1	0	4	4	0	0	0	0	0	0	0	0	0	0	0	0



15

QUARTERBACK

HEIGHT: 6-3

WEIGHT: 236

AGE: 25 (as of opening weekend)

HOMETOWN: Jacksonville, FL

HIGH SCHOOL: Nease (FL) HS

COLLEGE: Florida

HOW ACQUIRED: Trade (DEN, 03/26/12)

EXPERIENCE: NFL: 3rd • JETS: 1st

Tim TEBOW



Follow Tim
@TimTebow

NY

CAREER HIGHLIGHTS

- Has recorded at least one passing touchdown and one rushing touchdown in the same game seven times since the start of the 2010 season tying him for third in the NFL during that span.
- His 887 yards rushing since entering the league in 2010, trail only Michael Vick for most among all NFL quarterbacks, while his 12 rushing touchdown trail only Cam Newton.
- Last season, finished second among all quarterbacks with 660 rushing yards and tied for second (with fellow Jets QB Mark Sanchez) with six rushing touchdowns.

- Joined Fran Tarkenton (MIN, 1961) as the only two players in NFL history to run and pass for a touchdown in four games during their rookie season.
- Has led six fourth-quarter comebacks in his career including five during the 2011.

NY

CAREER TRANSACTIONS

- 03/26/12, NYJ, Trade, DEN, with 2012 D7 (232) for 2012 D4 (108) and D6 (188)
- 04/22/10, DEN, D1b (25)

Career Statistics

Year	Team	Record	GP	GS	Passing										Rushing				
					Att	Cmp	Pct	Yds	Yds/Att	TD	Int	Lg	Sk	Rating	Rush	Yds	Avg	Lg	TD
2010	DEN	1-2	9	3	82	41	50.0	654	7.98	5	3	50	6	82.1	43	227	5.3	40t	6
2011	DEN	7-4	14	11	271	126	46.5	1,729	6.38	12	6	56t	33	72.9	122	660	5.4	32	6
Career Totals		8-6	23	14	353	167	47.3	2,383	6.75	17	9	56t	39	75.1	165	887	5.4	40t	12

Career Record as a Starter: 8-6 (.571) (Career); 7-4 (.636) (2011); 1-2 (.333) (2010)

Career Bests

Attempts: 40 (12/11/11 vs. CHI)

Completions: 21 (12/11/11 vs. CHI)

Yards Passing: 308 (12/26/10 vs. HST)

Completion Percentage (min. 20 atts): 55.2 (12/26/10 vs. HST)

Passer Rating (min. 20 atts): 98.1 (11/06/11 at OAK)

Touchdowns Passing: 2 (four times, last 12/04/11 at MIN)

Interceptions: 3 (12/24/11 at BUF)

Longest Completion: 56t (11/13/11 at KC)

Longest Touchdown: 56t (11/13/11 at KC)

Rushing Attempts: 22 (11/27/11 at SD)

Rushing Yards: 118 (11/06/11 at OAK)

Rushing Touchdowns: 2 (12/18/11 vs. NE)

Longest Rush: 40t (12/19/10 at OAK)

Career Postseason

Year	Team	Record	GP	GS	Att	Cmp	Pct	Yds	Yds/Att	TD	Int	Lg	Sk	Rating	Rush	Yds	Avg	Lg	TD
2011	DEN	1-1	2	2	47	19	40.4	452	9.62	2	0	80t	5	90.0	15	63	4.2	14	1
Totals		1-1	2	2	47	19	40.4	452	9.62	2	0	80t	5	90.0	15	63	4.2	14	1

Postseason Record as a Starter

1-1 (.500) (Career); 1-1 (.500) (2011)

Postseason Bests

Attempts: 26 (01/14/12 at NE)

Completions: 10 (01/08/12 vs. PIT)

Yards Passing: 316 (01/08/12 vs. PIT)

Completion Percentage: 47.6 (01/08/12 vs. PIT)

Passer Rating: 125.6 (01/08/12 vs. PIT)

Touchdowns Passing: 2 (01/08/12 vs. PIT)

Longest Completion: 80t (01/08/12 vs. PIT)

Longest Touchdown: 80t (01/08/12 vs. PIT)

Interceptions: 0 (twice, last 01/14/12 at NE)

Rushing Attempts: 10 (01/08/12 vs. PIT)

Rushing Yards: 50 (01/08/12 vs. PIT)

Longest Rush: 14 (01/14/12 at NE)



SEASON-BY-SEASON REVIEW

2011 (DEN) Named the starting quarterback on 10/11, prior to the Week Seven game at MIA (10/23)...Started the final 11 games of the season, compiling a 7-4 record as a starter and leading DEN to their first postseason win since the 2005 season...Finished with 1,729 yards on 126-of-271 passing for 12 touchdowns, six interceptions and a 72.9 rating...Compiled 660 rushing yards, ranked second among quarterbacks, and six rushing touchdowns, tied with current teammate Mark Sanchez for second among quarterbacks...Led five fourth-quarter comebacks, including three in a three-week stretch from Weeks 12 through 14. **POSTSEASON:** Made his postseason debut as he led DEN to a Wild Card victory...Completed 19-of-47 passes for 452 yards with two touchdowns, no interceptions and a 90.0 passer rating, while rushing for 63 yards and another score. **(Wild Card: 1/8 vs. PIT)**...On the first play of overtime, ended the game with an 80-yard touchdown pass to WR Demaryius Thomas, marking the longest scoring play in postseason history...Finished the game with 316 yards passing, two touchdowns and a 125.6 rating, the highest by any QB in DEN franchise postseason history...Added 50 yards rushing and a touchdown on 10 attempts...Joined QB Jeff Garcia and QB Joe Montana as the only players in NFL postseason history to pass for 300 yards and two scores in addition to rushing for 50 yards and a touchdown in a game. **SEASON HIGHLIGHTS: (12/11 vs. CHI)**...Threw for 131 yards on 12-of-17 passing on the final three DEN scoring drives in the fourth quarter and overtime and led DEN to its third-consecutive fourth-quarter comeback and the fifth of the season and sixth of his career. **(12/4 at MIN)**...Posted a career-best 149.3 rating, the second-highest of any NFL quarterback that season...Trailing 21-20 entering the fourth quarter, registered the fifth fourth-quarter comeback in his first 10 career starts, tying him with Scott Brunner and Marc Wilson for the most fourth-quarter comebacks in a quarterback's first 10 career starts. **(11/27 at SD)**...Registered the fourth fourth-quarter comeback of his career and third of the season, as he led the team on a nine-play, 68-yard drive that resulted in a game-tying field goal...Led the team on a six-play, 38-yard drive that ended with a game-winning field goal with 29 seconds to play in overtime...Rushed a career-high 22 times for 67 yards, the most rushing attempts by a quarterback since 1950. **(11/17 vs. NYJ)**...Accounted for 92-of-95 yards on the team's game-winning drive in the fourth quarter...His 20-yard touchdown run with 58 seconds remaining represented the longest game-winning scoring run by a quarterback in the final minute of regulation in NFL history. **(11/6 at OAK)**...Rushed for a career-best 118 yards becoming just the 16th quarterback since 1950 to record a 100-yard rushing game and only the sixth to do so while also throwing two touchdown passes. **(10/23 at MIA)**...Making his first start of the season, led the largest comeback in NFL history (since the 1970 merger) with fewer than three minutes remaining, orchestrating two touchdown drives and a two-point conversion without the aid of timeouts...With DEN trailing 15-0 with 5:23 remaining in the game, completed nine-of-13 passes (69.2%) for 121 yards and two touchdowns and ran for a two-point conversion to help send the game to overtime. **(10/9 at SD)**...Played the second-half, rallying DEN from a 26-10 deficit in the fourth quarter to pull within two points, before ultimately falling 29-24...Scored on successive drives, first with a 12-yard touchdown run and later with a 28-yard pass to RB Knowshon Moreno...Named the starter two days later. **(9/18 vs. CIN)**...Saw action as the team's third WR after an injury to Eddie Royal.

2010 (DEN) Played nine games, including starts at QB in the final three

games of the season...Completed 41-of-82 (50.0%) passes for 654 yards with five touchdowns and three interceptions (82.1 rtg.)...Added 43 rushes for 227 yards...Ranked second among NFL quarterbacks with six rushing scores...Finished with the highest quarterback rating (82.1) of the eight rookie quarterbacks that started a game in 2010...Joined Fran Tarkenton (MIN, 1961) as the only two rookies in NFL history to record four games with a passing touchdown and a rushing score. **SEASON HIGHLIGHTS: (1/2 vs. SD)**...Ran for 94 yards on 13 carries, the second-highest total of his career. **(12/26 vs. HST)**...Led the first fourth-quarter comeback of his career when he threw and ran for touchdowns in the fourth quarter...Trailing 17-0 at halftime and 23-10 entering the fourth quarter...Threw for 300 yards for the first time in his career, completing 16-of-29 passes for 308 yards, one touchdown, one interception and a 89.4 rating. **(11/14 vs. KC)**...Connected on his first touchdown pass with a three-yard pass to FB Spencer Larsen. **(10/17 vs. NYJ)**...Scored his first-career touchdown on a 5-yard run.



BEFORE THE NFL

- Set SEC records for total offense (12,232 yards), rushing touchdowns (57) and touchdown responsibility (145) at Florida, where he was a finalist for the Heisman Trophy for three-consecutive years (won the award in 2007) and was part of two national championship teams (2006, 2008)...Set an NCAA record with a 170.8 career passing efficiency (661-995, 9,285 yds., 88 TDs, 16 INTs) and led the team to a 35-6 record as a starter while three times earning first-team All-SEC honors...Earned the Maxwell Award (nation's best player) in 2007 and 2008 as just the second player in college football history to achieve the honor in consecutive seasons...Became the first player in NCAA history to pass and rush for at least 20 touchdowns in a season as the first-ever sophomore winner of the Heisman Trophy in 2007.
- Finished his HS career with several Florida prep records, including passing yards (9,940) and touchdowns (159)...Twice received first-team all-state honors and was a *Parade* All-American as a senior after leading Nease (FL) to its first-ever Class 4A state title.



OFF THE FIELD

- Upon completion of his college career, launched the Tim Tebow Foundation, whose stated mission is to "utilizes the public platform that God has blessed Tim Tebow with to inspire and make a difference in peoples lives throughout the world"...Unable to start the foundation while in college under NCAA rules, he started First and 15 along with several other UF students to raise funds for Uncle Dick's Orphanage in the Phillipines and Shands Hospital pediatric cancer center in Gainesville. For more information on the foundation, please visit: www.timtebowfoundation.org.
- Named on of *Time Magazine's* 100 Most Influential People for 2011.
- Born in Makati City, Phillipines.
- Earned a bachelors degree in family, youth and community sciences.



2011 Denver Broncos

Game	Opp	W/L	GP	GS	Passing										Rushing				
					Att	Cmp	Pct	Yds	Yds/Att	TD	Int	Lg	Sk	Rating	Rush	Yds	Avg	Lg	TD
W	OAK				Did Not Play														
9/18	CIN	-	1	0	0	0	-	0	-	0	0	-	0	-	0	0	-	-	0
9/25	at TEN				Did Not Play														
10/2	at GB	-	1	0	0	0	-	0	-	0	0	-	0	-	1	-1	-1.0	-1	0
10/9	SD	-	1	0	10	4	40.0	79	7.90	1	0	31	0	101.7	6	38	6.3	12t	1
10/23	at MIA	W	1	1	27	13	48.1	161	5.96	2	0	42	6	91.7	9	59	6.6	21	0
10/30	DET	L	1	1	39	18	46.2	172	4.41	1	1	28	7	56.8	10	63	6.3	18	0
11/6	at OAK	W	1	1	21	10	47.6	124	5.90	2	0	29	1	98.1	13	118	9.1	32	0
11/13	at KC	W	1	1	8	2	25.0	69	8.63	1	0	56t	0	102.6	9	43	4.8	19	1
11/17	NYJ	W	1	1	20	9	45.0	104	5.20	0	0	28	1	61.3	8	68	8.5	20t	1
11/27	at SD	W	1	1	18	9	50.0	143	7.94	1	0	39	1	95.4	22	67	3.0	12	0
12/4	at MIN	W	1	1	15	10	66.7	202	13.47	2	0	42	2	149.3	4	13	3.3	7	0
12/11	CHI	W	1	1	40	21	52.5	236	5.90	1	1	23	5	68.3	12	49	4.1	16	0
12/18	NE	L	1	1	22	11	50.0	194	8.82	0	0	39	4	80.5	12	93	7.8	30	2
12/24	at BUF	L	1	1	29	13	44.8	185	6.38	1	3	47	4	37.9	10	34	3.4	12	1
1/1	KC	L	1	1	22	6	27.3	60	2.73	0	1	17	2	20.6	6	16	2.7	7	0
2011 Totals		7-4	14	11	271	126	46.5	1,729	6.38	12	6	56t	33	72.9	122	660	5.4	32	6

2011 Postseason

Game	Opp	W/L	GP	GS	Passing										Rushing				
					Att	Cmp	Pct	Yds	Yds/Att	TD	Int	Lg	Sk	Rating	Rush	Yds	Avg	Lg	TD
1/8	PIT	W	1	1	21	10	47.6	316	15.05	2	0	80t	0	125.6	10	50	5.0	11	1
1/14	at NE	L	1	1	26	9	34.6	136	5.23	0	0	41	5	52.7	5	13	2.6	14	0
Totals		1-1	2	2	47	19	40.4	452	9.62	2	0	80t	5	90.0	15	63	4.2	14	1

2010 Denver Broncos

Game	Opp	W/L	GP	GS	Passing										Rushing				
					Att	Cmp	Pct	Yds	Yds/Att	TD	Int	Lg	Sk	Rating	Rush	Yds	Avg	Lg	TD
9/12	at JAX	-	1	0	0	0	-	0	-	0	0	-	0	-	2	2	1.0	1	0
9/19	SEA				Did Not Play														
9/26	IND				INACTIVE														
10/3	at TEN				Did Not Play														
10/10	at BLT				Did Not Play														
10/17	NYJ	-	1	0	0	0	-	0	-	0	0	-	0	-	6	23	3.8	6	1
10/24	OAK	-	1	0	0	0	-	0	-	0	0	-	0	-	0	0	-	-	0
10/31	at SF	-	1	0	0	0	-	0	-	0	0	-	0	-	2	1	0.5	1t	1
11/14	KC	-	1	0	1	1	100.0	3	3.00	1	0	3t	0	118.8	2	2	1.0	1t	1
11/22	at SD	-	1	0	0	0	-	0	-	0	0	-	0	-	0	0	-	-	0
11/28	SL				Did Not Play														
12/5	at KC				Did Not Play														
12/12	at ARZ				Did Not Play														
12/19	at OAK	L	1	1	16	8	50.0	138	8.63	1	0	33t	2	100.5	8	78	9.8	40t	1
12/26	HST	W	1	1	29	16	55.2	308	10.62	1	1	50	1	89.4	10	27	2.7	11	1
1/2	SD	L	1	1	36	16	44.4	205	5.69	2	2	25	3	58.2	13	94	7.2	30	1
2010 Totals		1-2	9	3	82	41	50.0	654	7.98	5	3	50	6	82.1	43	227	5.3	40t	6



95

DEFENSIVE TACKLE

HEIGHT: 6-2

WEIGHT: 325

AGE: 24 (as of opening weekend)

HOMETOWN: Oakland, CA

HIGH SCHOOL: Anderson Valley (CA) HS

COLLEGE: UNLV

HOW ACQUIRED: FA (07/20/10)

EXPERIENCE: NFL: 2nd • JETS: 3rd

Martin TEVASEU

pronounced: tay-vay-SAY-eww

NY

PRO CAREER

- After spending the first five weeks of 2011 as a member of the practice squad, made his regular-season debut in the Week Six game vs. MIA (10/17/11), collecting a career-best two tackles.

NY

CAREER TRANSACTIONS

- 10/22/11, NYJ, Signed from NYJ Practice Squad
- 10/20/11, NYJ, Signed, Practice Squad
- 10/18/11, NYJ, Waived
- 10/12/11, NYJ, Signed from NYJ Practice Squad
- 09/06/11, NYJ, Signed, Practice Squad
- 09/04/11, NYJ, Waived
- 01/22/11, NYJ, Signed from NYJ Practice Squad
- 09/06/10, NYJ, Signed, Practice Squad
- 09/04/10, NYJ, Waived
- 07/20/10, NYJ, Signed, FA
- 06/14/10, CLV, Waived
- 05/17/10, CLV, Signed, Undrafted FA

NY

SEASON-BY-SEASON REVIEW

2011 (JETS) Spent the first five weeks of the season on the practice squad before joining the active roster in Week Six...Saw action in five games collecting three tackles.

2010 (JETS) Signed prior to training camp and spent the entire regular season and first two playoff games as a member of the Jets practice squad...Signed to the active roster before the AFC Championship Game at PIT, 01/24/11, and saw action on defense in the contest but did not post any stats.

NY

BEFORE THE NFL

- Two-year starter after joining UNLV in 2008 and posted 48 tackles and two sacks in his career...Named Defensive MVP and team captain as a senior.
- Enrolled at Santa Rosa (CA) Junior College and earned first-team all-league honors in his freshman year after collecting 40 tackles, five sacks and three passes defended...Suffered a season-ending left leg injury after signing with Arizona State...Re-enrolled at Santa Rosa JC in 2007.
- Captained the Anderson Valley (CA) HS football team for four years and was named NCL III Defensive MVP and All-Redwood Empire as junior in high school.

NY

OFF THE FIELD

- Full name is Martin Tauamanu Tevaseu.
- Married to the former Leah Guerrero.
- Earned a spot on the Dean's Honor List in 2008 en route to 2008 to Academic All-MWC honors.
- Named school's athlete of the year as well as Anderson Valley High School student body president.
- Was first-team all-conference and team MVP in basketball as a senior in high school.



58

LINEBACKER

HEIGHT: 6-4

WEIGHT: 265

AGE: 33 (as of opening weekend)

HOMETOWN: Birmingham, AL

HIGH SCHOOL: Minor (AL) HS

COLLEGE: Alabama-Birmingham

HOW ACQUIRED: D1 (22), 2002 NFL Draft

EXPERIENCE: NFL: 11th • JETS: 11th

Bryan THOMAS

NY

PRO CAREER

- Re-signed in the offseason for an 11th season, remains the longest tenured New York Jet after originally joining the team in the first round of the 2002 NFL Draft.
- Moved from defensive end to linebacker in 2006 when team changed to 3-4 defense...Posted a career-high 77 tackles and 8.5 sacks in 2006, including 6.5 sacks during a six-game span.

- Owner of two-career multi-sack games, victimizing former teammate Chad Pennington twice in Pennington's debut against the Jets at MIA (09/07/08) and David Carr twice vs. HST (11/26/06).

NY

CAREER TRANSACTIONS

- 03/14/12, NYJ, Signed, UFA
- 10/04/11, NYJ, Placed on IR
- 12/02/06, NYJ, Signed, Contract Extension
- 04/20/02, NYJ, D1 (22)

Career Statistics

Year	Team	P	S	TT	S	A	Sk	Yds	Int	Yds	Lg	TD	PD	FF	FR	Yds	TD
2002	Jets	15	0	11	5	6	0.5	2.0	0	0	0	0	0	0	0	0	0
2003	Jets	16	10	58	36	22	1.0	4.0	0	0	0	0	1	0	1	0	0
2004	Jets	14	5	41	32	9	1.5	16.5	0	0	0	0	0	0	0	0	0
2005	Jets	16	4	40	32	8	3.5	27.0	0	0	0	0	3	0	0	0	0
2006	Jets	16	16	77	58	19	8.5	44.0	0	0	0	0	0	1	1	0	0
2007	Jets	16	14	43	31	12	2.5	15.0	0	0	0	0	0	1	0	0	0
2008	Jets	16	15	47	29	18	5.5	32.0	0	0	0	0	1	3	1	0	0
2009	Jets	16	14	67	40	27	2.0	14.0	0	0	0	0	2	1	2	7	0
2010	Jets	16	12	41	28	13	6.0	31.0	0	0	0	0	1	1	1	16	0
2011	Jets	4	3	13	9	4	0.0	0.0	0	0	0	0	1	0	0	0	0
Career Totals		145	93	438	301	137	31.0	185.5	0	0	0	0	9	7	6	23	0

Additional Statistics

Blocked Field Goals: 1 (2006)

Blocked Extra Point: 1 (2009)

Career Bests

Tackles: 11 (10/15/06 vs. MIA)

Solo Tackles: 8 (10/8/06 at JAX)

Sacks: 2 (twice, last 9/7/08 at MIA)

Career Postseason

Year	Team	P	S	TT	S	A	Sk	Yds	Int	Yds	Lg	TD	PD	FF	FR	Yds	TD
2002	Jets	2	0	2	1	1	0.0	0.0	0	0	0	0	0	0	0	0	0
2004	Jets	2	2	8	8	0	0.0	0.0	0	0	0	0	0	0	0	0	0
2006	Jets	1	1	5	3	2	0.5	6.0	0	0	0	0	0	0	0	0	0
2009	Jets	3	3	10	6	4	1.0	8.0	0	0	0	0	1	1	0	0	0
2010	Jets	3	3	5	2	3	0.0	0.0	1	1	1	0	1	0	0	0	0
Totals		11	9	30	20	10	1.5	14.0	1	1	1	0	2	1	0	0	0

Career Postseason Bests

Tackles: 6 (1/9/10 at CIN)

Solo Tackles: 4 (twice, last 1/9/10 at CIN)

Career Firsts

First	Date	Game	Result	Note
Game	9/8/2002	NYJ at BUF	W, 37-31	Made NFL debut in season-opener recording two tackles
Start	10/12/2003	NYJ vs. BUF	W, 30-3	Recovered a fumble in first NFL start
Sack	9/22/2002	NYJ at MIA	L, 3-30	Shared with DT Jason Ferguson. Took down Jay Fiedler.
Interception	1/23/2011	NYJ at PIT	L, 19-24	Intercepted a QB Ben Roethlisberger pass targeted at Rashard Mendenhall in AFC Championship Game
Forced Fumble	12/3/2006	NYJ at GB	W, 38-10	Knocked ball loose after sacking Brett Favre
Fumble Recovery	10/12/2003	NYJ vs. BUF	W, 30-3	Recovered a C Trey Teague aborted snap in starting debut
Multi-Sack game	11/14/2004	NYJ vs. BAL	L, 17-20	Took down QB Kyle Boller twice



SEASON-BY-SEASON REVIEW

2011 (JETS) Appeared in just four games (three starts) as he suffered an Achilles injury in Week Four at BLT (10/02/11), the first time in his career he failed to play in at least 14 games...Snapped a streak of six consecutive seasons in which he appeared in all 16 games.

2010 (JETS) Appeared in all 16 games for the sixth-consecutive season...Started 12 games, collecting 41 tackles, six sacks, one pass defended, one forced fumble and one fumble recovery. **POSTSEASON:** Started all three postseason games, registering five tackles and the first interception of his career. **(AFC Championship: 1/23 at PIT)**...Intercepted QB Ben Roethlisberger, the first of his career, and returned the ball one yard. **SEASON HIGHLIGHTS: (12/26 at CHI)**...Brought down QB Jay Cutler for a three-yard loss, his third-consecutive week with a sack and sixth of the season, most since he had a career-best 8.5 in 2006. **(12/19 at PIT)**...Registered a sack for the second-straight game when he dropped Roethlisberger for a loss of eight yards. **(12/12 vs. MIA)**...Recorded one of the team's season-high five sacks when he sacked QB Chad Henne for a two-yard loss. **(11/21 vs. HST)**...Sacked QB Matt Schaub for a loss of eight yards, his second sack in three weeks. **(11/7 at DET)**...Ran QB Matthew Stafford out-of-bounds to record a sack for a loss of two yards. **(9/19 vs. NE)**...Collected a QB Tom Brady fumble and returned it a career-long 16 yards after LB Jason Taylor sacked Brady, knocking the ball loose. **(9/13 vs. BLT)**...Collected an eight-yard sack of QB Joe Flacco.

2009 (JETS) Played in 16 games, starting 14, recording 67 tackles, two sacks, two fumble recoveries, one forced fumble and two passes defended for a defensive unit that finished the season ranked number-one in the NFL in total defense for the first time in franchise history. **POSTSEASON:** Started all three playoff games and recorded 10 tackles, one sack, one pass defended and one forced fumble. **(Wild Card: 1/9 at CIN)**...Started and sacked QB Carson Palmer on the last drive of the game...Posted six tackles, a forced fumble and one pass defended. **SEASON HIGHLIGHTS: (12/27 at IND)**...Blocked a K Adam Vinatieri extra-point attempt, marking the second blocked kick of his career...Finished the game with five solo tackles. **(12/3 at BUF, Toronto)**...Recorded his second fumble recovery of the season when he collected a Ryan Fitzpatrick fumble after the quarterback was sacked by LB David Harris. **(11/29 vs. CAR)**...Registered his 25th-career sack when he took down QB Jake Delhomme for a loss of eight yards. **(11/1 vs. MIA)**...Combined with S Jim Leonhard to sack RB Ronnie Brown on a pass attempt...Contributed to a defense that allowed Miami a total of 104 net yards on the day, the fifth-lowest total in team history. **(10/4 at NO)**...

Recorded a season-high nine tackles and forced a fumble by RB Reggie Bush that would be recovered by DB Dwight Lowery, leading to a Jets score four-plays later.

2008 (JETS) Played in 16 games, starting 15...Recorded 47 tackles, 11 tackles-for-loss, 5.5 sacks, one fumble recovery, three forced fumbles, seven quarterback hurries and one pass defended...Ranked second on the team in tackles-for-loss and third for sacks...Contributed to a defense that led the NFL with 26 forced fumbles and tied for the league-lead in fumble recoveries...One of 17 players who registered at least half a sack for the Jets, tops in the NFL...One of 13 Jets players that forced fumbles on defense or special teams. **SEASON HIGHLIGHTS: (12/28 vs. MIA)**...Sacked former teammate, QB Chad Pennington, forcing a fumble. **(11/23 at TEN)**...Recorded a fumble recovery after S Abram Elam jarred the ball loose from RB Chris Johnson, leading to a touchdown and 20-3 lead as the Jets beat previously undefeated TEN. **(11/9 vs. SL)**...Forced a fumble from RB Kenneth Darby that was recovered by LB Eric Barton. **(10/12 vs. CIN)**...Split an eight-yard sack of Fitzpatrick with Harris. **(9/28 vs. ARZ)**...Sacked QB Kurt Warner for a loss of six yards. **(9/14 vs. NE)**...Brought down QB Matt Cassel with a two-yard sack. **(9/7 at MIA)**...Matched career-high with two sacks of Pennington...Forced a fumble from RB Ricky Williams.

2007 (JETS) Played in 16 games with 14 starts...Responsible for 43 tackles, 2.5 sacks and forced one fumble. **SEASON HIGHLIGHTS: (12/2 at MIA)**...Sacked QB John Beck for a five-yard loss, forcing a fumble that was recovered by LB Victor Hobson. **(10/21 at CIN)**...Brought down Palmer for an eight-yard loss. **(10/14 at PHI)**...Combined with DT Dewayne Robertson to sack QB Donovan McNabb for a loss of four yards.

2006 (JETS) Moved to outside linebacker as new Head Coach Eric Mangini transitioned to a 3-4 defense...Started all 16 games for the first time in his career...Notched career-highs with 77 tackles and 8.5 sacks while also posting one forced fumble and one fumble recovery. **POSTSEASON: (Wild Card: 1/7 at NE)**...Recorded five tackles and half a sack of Brady, split with Barton. **SEASON HIGHLIGHTS: (12/25 at MIA)**...Registered sack of QB Cleo Lemon, dropping the quarterback for a six-yard loss. **(12/10 vs. BUF)**...Brought down QB J.P. Losman with an eight-yard sack, capping a six-week span that saw him produce 6.5 sacks. **(12/3 at GB)**...Sacked QB Brett Favre for a loss of four yards and forced a fumble that led to the first Jets touchdown...Finished with 1.5 sacks of Favre. **(11/26 vs. HST)**...Recorded career-high two sacks of Carr. **(11/12 at NE)**...Produced a seven-yard sack of Brady. **(10/29 at CLV)**...Notched a sack of Charlie Frye, bringing the quarterback down for a loss of five yards. **(10/15 vs. MIA)**...Named Jets Defensive Player of the Week as he recorded a career-high 11 tackles. **(9/17 vs. NE)**...

Blocked a K Stephen Gotskowski field goal, the first block of his career, late in the fourth quarter to keep it a one-score game. **(9/10 at TEN)**... Garnered the first of his career-best 8.5 sacks when he brought down QB Kerry Collins for a five-yard loss in the season opener.

2005 (JETS) Started four of 16 games....Posted 40 tackles, 3.5 sacks and three passes defended. **SEASON HIGHLIGHTS: (1/1 vs. BUF)**...Brought down QB Kelly Holcomb with a two-yard sack. **(12/11 vs. OAK)**...For the second-consecutive week, posted half a sack, split a sack of QB Marques Tuiasosopo with DT Lance Legree. **(12/4 at NE)**...Combined with DT Dewayne Robertson to sack Brady for a nine-yard loss. **(10/24 at ATL)**...Collected a half-sack of QB Michael Vick, combining with DE John Abraham on the four-yard sack. **(9/25 vs. JAX)**...Sacked QB Byron Leftwich for a three-yard loss.

2004 (JETS) Played in 14 games with five starts...Recorded 41 tackles and 1.5 sacks. **POSTSEASON:** Made the first postseason starts of his career as he started both playoff games...Finished with eight total tackles. **SEASON HIGHLIGHTS: (11/14 vs. BLT)**...Posted a team-leading 1.5 sacks of QB Kyle Boller.

2003 (JETS) Played in 16 games, earning 10 starts...Recorded 58 tackles, one sack, one pass defended and one fumble recovery. **SEASON HIGHLIGHTS: (11/2 vs. NYG)**...Started in place of an injured Abraham, and recorded six tackles and a pass defended. **(10/12 vs. BUF)**...Made the first start of his career, tallying the first fumble recovery of his career after C Trey Teague fumbled an aborted snap. **(9/21 at NE)**...Recorded the first full-sack of his career, dropping Brady for a four-yard loss.

2002 (JETS) Appeared in 15 games during his rookie season, posting 11 tackles and half a sack. **POSTSEASON:** Played in both games, contributing two tackles...Made his postseason debut in the Wild Card matchup vs. IND, 01/04/03. **SEASON HIGHLIGHTS: (9/22 at MIA)**... Split a sack of QB Jay Fiedler with DT Jason Ferguson.



BEFORE THE NFL

- Four-year starter at University of Alabama-Birmingham, who set school and Conference USA all-time records with 35 sacks, and posted 148 tackles (78 solos), two fumble recoveries, eight forced fumbles, 12 passes defended and 46 pressures.
- Earned first-team All-Conference USA honors as a senior in 2001 when he ranked fifth in the nation with 14 sacks and contributed 46 tackles, including 21 for losses, four passes defended and three forced fumbles.
- Two-year starter and letter winner at Minor (AL) HS in Birmingham, where he posted 75 tackles with two interceptions and a fumble recovery in six games as a senior, and 140 tackles with an interception and three fumble recoveries as a junior.



OFF THE FIELD

- Graduated with a degree in Criminal Justice.
- Named to the UAB Athletic Director's Academic Honor Roll twice during his career.
- Attended the Jets Taste of the NFL in New York City dedicated to fighting hunger in the New York metropolitan area.
- Participated in the Club's Football Fanfare/Kid Reporter of the Week Program with *Newark Star-Ledger*.
- Attended the MDA 2004 Muscle Team Kickoff.
- Attended the United Way Gridiron Gala in 2007 to help celebrate the NFL's 30-year partnership with the United Way.

2011 New York Jets

Date	Opp	P	S	TT	S	A	Sk	Yds	Int	Yds	Lg	TD	PD	FF	FR	Yds	TD
9/11	DAL	1	1	2	2	0	-	-	-	-	-	-	-	-	-	-	-
9/18	JAX	1	1	4	3	1	-	-	-	-	-	-	-	-	-	-	-
9/25	at OAK	1	0	6	4	2	-	-	-	-	-	-	-	-	-	-	-
10/2	at BLT	1	1	1	0	1	-	-	-	-	-	-	1	-	-	-	-
Placed on Injured Reserve 10/8																	
2011 Totals		4	3	13	9	4	0.0	0.0	0	0	0	0	1	0	0	0	0

2010 New York Jets

Date	Opp	P	S	TT	S	A	Sk	Yds	Int	Yds	Lg	TD	PD	FF	FR	Yds	TD
9/13	BLT	1	1	5	4	1	1.0	8.0	-	-	-	-	1	-	-	-	-
9/19	NE	1	1	4	2	2	-	-	-	-	-	-	-	-	1	16	-
9/26	at MIA	1	1	3	2	1	-	-	-	-	-	-	-	-	-	-	-
10/3	at BUF	1	1	2	1	1	-	-	-	-	-	-	-	1	-	-	-
10/11	MIN	1	1	5	4	1	-	-	-	-	-	-	-	-	-	-	-
10/17	at DEN	1	0	4	2	2	-	-	-	-	-	-	-	-	-	-	-
10/31	GB	1	1	2	1	1	-	-	-	-	-	-	-	-	-	-	-
11/7	at DET	1	1	4	3	1	1.0	2.0	-	-	-	-	-	-	-	-	-
11/14	at CLV	1	0	-	-	-	-	-	-	-	-	-	-	-	-	-	-
11/21	HST	1	0	3	2	1	1.0	8.0	-	-	-	-	-	-	-	-	-
11/25	CIN	1	1	1	1	0	-	-	-	-	-	-	-	-	-	-	-
12/6	at NE	1	1	1	0	1	-	-	-	-	-	-	-	-	-	-	-
12/12	MIA	1	1	3	2	1	1.0	2.0	-	-	-	-	-	-	-	-	-
12/19	at PIT	1	1	1	1	0	1.0	8.0	-	-	-	-	-	-	-	-	-
12/26	at CHI	1	1	3	3	0	1.0	3.0	-	-	-	-	-	-	-	-	-
1/2	BUF	1	0	-	-	-	-	-	-	-	-	-	-	-	-	-	-
2010 Totals		16	12	41	28	13	6.0	31.0	0	0	0	0	1	1	1	16	0

2010 Postseason

Date	Opp	P	S	TT	S	A	Sk	Yds	Int	Yds	Lg	TD	PD	FF	FR	Yds	TD
1/8	at IND	1	1	2	2	0	-	-	-	-	-	-	-	-	-	-	-
1/16	at NE	1	1	2	0	2	-	-	-	-	-	-	-	-	-	-	-
1/23	at PIT	1	1	1	0	1	-	-	1	1.0	1	0	1	-	-	-	-
Totals		3	3	5	2	3	0.0	0.0	1	1.0	1	0	1	0	0	0	0

2009 New York Jets

Date	Opp	P	S	TT	S	A	Sk	Yds	Int	Yds	Lg	TD	PD	FF	FR	Yds	TD
9/13	at HST	1	1	4	3	1	-	-	-	-	-	-	-	-	-	-	-
9/20	NE	1	1	5	4	1	-	-	-	-	-	-	-	-	-	-	-
9/27	TEN	1	1	4	3	1	0.5	1.5	-	-	-	-	-	-	-	-	-
10/4	at NO	1	1	9	6	3	-	-	-	-	-	-	1	1	-	-	-
10/12	at MIA	1	1	7	4	3	-	-	-	-	-	-	-	-	-	-	-
10/18	BUF	1	1	5	4	1	-	-	-	-	-	-	1	-	-	-	-
10/25	at OAK	1	1	2	1	1	-	-	-	-	-	-	-	-	-	-	-
11/1	MIA	1	1	1	1	0	0.5	4.5	-	-	-	-	-	-	-	-	-
11/15	JAX	1	1	3	1	2	-	-	-	-	-	-	-	-	-	-	-
11/22	at NE	1	1	4	2	2	-	-	-	-	-	-	-	-	1	0	0
11/29	CAR	1	1	2	1	1	1.0	8.0	-	-	-	-	-	-	-	-	-
12/3	at BUF	1	1	4	0	4	-	-	-	-	-	-	-	-	1	7	0
12/13	at TB	1	0	3	2	1	-	-	-	-	-	-	-	-	-	-	-
12/20	ATL	1	1	4	1	3	-	-	-	-	-	-	-	-	-	-	-
12/27	at IND	1	0	5	5	0	-	-	-	-	-	-	-	-	-	-	-
1/3	CIN	1	1	5	2	3	-	-	-	-	-	-	-	-	-	-	-
2009 Totals		16	14	67	40	27	2.0	14.0	0	0	0	0	2	1	2	7	0

2009 Postseason

Date	Opp	P	S	TT	S	A	Sk	Yds	Int	Yds	LG	TD	PD	FF	FR	Yds	TD
1/9	at CIN	1	1	6	4	2	1.0	8.0	-	-	-	-	1	1	-	-	-
1/17	at SD	1	1	3	2	1	-	-	-	-	-	-	-	-	-	-	-
1/24	at IND	1	1	1	0	1	-	-	-	-	-	-	-	-	-	-	-
Totals		3	3	10	6	4	1.0	8.0	0	0	0	0	1	1	0	0	0

2008 New York Jets

Date	Opp	P	S	TT	S	A	Sk	Yds	Int	Yds	Lg	TD	PD	FF	FR	Yds	TD
9/7	at MIA	1	1	2	0	2	2.0	13.0	-	-	-	-	-	1	-	-	-
9/14	NE	1	1	5	2	3	1.0	2.0	-	-	-	-	-	-	-	-	-
9/22	at SD	1	1	2	2	0	-	-	-	-	-	-	-	-	-	-	-
9/28	ARZ	1	1	3	2	1	1.0	6.0	-	-	-	-	-	-	-	-	-
10/12	CIN	1	1	2	1	1	0.5	4.0	-	-	-	-	-	-	-	-	-
10/19	at OAK	1	1	5	3	2	-	-	-	-	-	-	-	-	-	-	-
10/26	KC	1	1	3	2	1	-	-	-	-	-	-	-	-	-	-	-
11/2	at BUF	1	1	4	3	1	-	-	-	-	-	-	-	-	-	-	-
11/9	SL	1	1	1	0	1	-	-	-	-	-	-	-	1	-	-	-
11/13	at NE	1	1	1	0	1	-	-	-	-	-	-	-	-	-	-	-
11/23	at TEN	1	1	2	1	1	-	-	-	-	-	-	1	-	1	0	0
11/30	DEN	1	1	1	1	0	-	-	-	-	-	-	-	-	-	-	-
12/7	at SF	1	1	6	5	1	-	-	-	-	-	-	-	-	-	-	-
12/14	BUF	1	0	1	1	0	-	-	-	-	-	-	-	-	-	-	-
12/21	at SEA	1	1	5	4	1	-	-	-	-	-	-	-	-	-	-	-
12/28	MIA	1	1	4	2	2	1.0	7.0	-	-	-	-	-	1	-	-	-
2008 Totals		16	15	47	29	18	5.5	32.0	0	0	0	0	1	3	1	0	0

2007 New York Jets

Date	Opp	P	S	TT	S	A	Sk	Yds	Int	Yds	Lg	TD	PD	FF	FR	Yds	TD
9/9	NE	1	1	3	3	0	-	-	-	-	-	-	-	-	-	-	-
9/16	at BLT	1	1	7	6	1	-	-	-	-	-	-	-	-	-	-	-
9/23	MIA	1	1	-	-	-	-	-	-	-	-	-	-	-	-	-	-
9/30	at BUF	1	1	4	3	1	-	-	-	-	-	-	-	-	-	-	-
10/7	at NYG	1	1	5	4	1	-	-	-	-	-	-	-	-	-	-	-
10/14	PHI	1	1	1	1	0	0.5	2.0	-	-	-	-	-	-	-	-	-
10/21	at CIN	1	1	1	0	1	1.0	8.0	-	-	-	-	-	-	-	-	-
10/28	BUF	1	1	3	3	0	-	-	-	-	-	-	-	-	-	-	-
11/4	WAS	1	1	5	4	1	-	-	-	-	-	-	-	-	-	-	-
11/18	PIT	1	1	8	4	4	-	-	-	-	-	-	-	-	-	-	-
11/22	at DAL	1	1	1	1	0	-	-	-	-	-	-	-	-	-	-	-
12/2	at MIA	1	1	-	-	-	1.0	5.0	-	-	-	-	-	1	-	-	-
12/9	CLV	1	1	3	1	2	-	-	-	-	-	-	-	-	-	-	-
12/16	at NE	1	0	1	0	1	-	-	-	-	-	-	-	-	-	-	-
12/23	at TEN	1	1	1	1	0	-	-	-	-	-	-	-	-	-	-	-
12/30	KC	1	0	-	-	-	-	-	-	-	-	-	-	-	-	-	-
2007 Totals		16	14	43	31	12	2.5	15.0	0	0	0	0	0	1	0	0	0

2006 New York Jets

Date	Opp	P	S	TT	S	A	Sk	Yds	Int	Yds	Lg	TD	PD	FF	FR	Yds	TD
9/10	at TEN	1	1	4	3	1	1.0	5.0	-	-	-	-	-	-	-	-	-
9/17	NE	1	1	4	3	1	-	-	-	-	-	-	-	-	1	0	0
9/24	at BUF	1	1	6	3	3	-	-	-	-	-	-	-	-	-	-	-
10/1	IND	1	1	4	2	2	-	-	-	-	-	-	-	-	-	-	-
10/8	at JAX	1	1	8	8	0	-	-	-	-	-	-	-	-	-	-	-
10/15	MIA	1	1	11	7	4	-	-	-	-	-	-	-	-	-	-	-
10/22	DET	1	1	5	4	1	-	-	-	-	-	-	-	-	-	-	-
10/29	at CLV	1	1	6	5	1	1.0	5.0	-	-	-	-	-	-	-	-	-
11/12	at NE	1	1	1	1	0	1.0	7.0	-	-	-	-	-	-	-	-	-
11/19	CHI	1	1	5	5	0	-	-	-	-	-	-	-	-	-	-	-
11/26	HST	1	1	4	4	0	2.0	5.0	-	-	-	-	-	-	-	-	-
12/3	at GB	1	1	5	3	2	1.5	8.0	-	-	-	-	-	1	-	-	-
12/10	BUF	1	1	4	1	3	1.0	8.0	-	-	-	-	-	-	-	-	-
12/17	at MIN	1	1	3	3	0	-	-	-	-	-	-	-	-	-	-	-
12/25	at MIA	1	1	4	3	1	1.0	6.0	-	-	-	-	-	-	-	-	-
12/31	OAK	1	1	3	3	0	-	-	-	-	-	-	-	-	-	-	-
2006 Totals		16	16	77	58	19	8.5	44.0	0	0	0	0	0	1	1	0	0

2006 Postseason

Date	Opp	P	S	TT	S	A	Sk	Yds	Int	Yds	LG	TD	PD	FF	FR	Yds	TD
1/7	at NE	1	1	5	3	2	0.5	6.0	-	-	-	-	-	-	-	-	-
Totals		1	1	5	3	2	0.5	6.0	0	0	0.0	0	0	0	0	0	0

2005 New York Jets

Date	Opp	P	S	TT	S	A	Sk	Yds	Int	Yds	Lg	TD	PD	FF	FR	Yds	TD
9/11	at KC	1	1	5	5	0	-	-	-	-	-	-	1	-	-	-	-
9/18	MIA	1	0	2	1	1	-	-	-	-	-	-	1	-	-	-	-
9/25	JAX	1	0	6	4	2	1.0	3.0	-	-	-	-	-	-	-	-	-
10/2	at BLT	1	0	2	2	0	-	-	-	-	-	-	-	-	-	-	-
10/9	TB	1	0	-	-	-	-	-	-	-	-	-	-	-	-	-	-
10/16	at BUF	1	0	2	2	0	-	-	-	-	-	-	-	-	-	-	-
10/24	at ATL	1	0	1	1	0	0.5	4.0	-	-	-	-	-	-	-	-	-
11/6	SD	1	0	-	-	-	-	-	-	-	-	-	-	-	-	-	-
11/13	at CAR	1	0	1	0	1	-	-	-	-	-	-	-	-	-	-	-
11/20	at DEN	1	0	2	2	0	-	-	-	-	-	-	1	-	-	-	-
11/27	NO	1	0	1	1	0	-	-	-	-	-	-	-	-	-	-	-
12/4	at NE	1	0	2	1	1	0.5	9.0	-	-	-	-	-	-	-	-	-
12/11	OAK	1	0	1	1	0	0.5	9.0	-	-	-	-	-	-	-	-	-
12/18	at MIA	1	1	4	2	2	-	-	-	-	-	-	-	-	-	-	-
12/26	NE	1	1	6	5	1	-	-	-	-	-	-	-	-	-	-	-
1/1	BUF	1	1	5	5	0	1.0	2.0	-	-	-	-	-	-	-	-	-
2005 Totals		16	4	40	32	8	3.5	27.0	0	0	0	0	3	0	0	0	0

2004 New York Jets

Date	Opp	P	S	TT	S	A	Sk	Yds	Int	Yds	Lg	TD	PD	FF	FR	Yds	TD
9/12	CIN								INACTIVE								
9/19	at SD								INACTIVE								
10/3	at MIA	1	0	2	2	0	-	-	-	-	-	-	-	-	-	-	-
10/10	BUF	1	0	-	-	-	-	-	-	-	-	-	-	-	-	-	-
10/17	SF	1	0	1	1	0	-	-	-	-	-	-	-	-	-	-	-
10/24	at NE	1	0	1	1	0	-	-	-	-	-	-	-	-	-	-	-
11/1	MIA	1	0	-	-	-	-	-	-	-	-	-	-	-	-	-	-
11/7	at BUF	1	0	2	1	1	-	-	-	-	-	-	-	-	-	-	-
11/14	BLT	1	1	7	7	0	1.5	16.5	-	-	-	-	-	-	-	-	-
11/21	at CLV	1	0	3	2	1	-	-	-	-	-	-	-	-	-	-	-
11/28	at ARZ	1	0	2	1	1	-	-	-	-	-	-	-	-	-	-	-
12/5	HST	1	0	3	3	0	-	-	-	-	-	-	-	-	-	-	-
12/12	at PIT	1	1	9	6	3	-	-	-	-	-	-	-	-	-	-	-
12/19	SEA	1	1	1	1	0	-	-	-	-	-	-	-	-	-	-	-
12/26	NE	1	1	6	4	2	-	-	-	-	-	-	-	-	-	-	-
1/2	at SL	1	1	4	3	1	-	-	-	-	-	-	-	-	-	-	-
2004 Totals		14	5	41	32	9	1.5	16.5	0	0	0	0	0	0	0	0	0

2004 Postseason

Date	Opp	P	S	TT	S	A	Sk	Yds	Int	Yds	Lg	TD	PD	FF	FR	Yds	TD
1/8	at SD	1	1	4	4	0	-	-	-	-	-	-	-	-	-	-	-
1/15	at PIT	1	1	4	4	0	-	-	-	-	-	-	-	-	-	-	-
Totals		2	2	8	8	0	0.0	0.0	0	0	0	0	0	0	0	0	0

2003 New York Jets

Date	Opp	P	S	TT	S	A	Sk	Yds	Int	Yds	Lg	TD	PD	FF	FR	Yds	TD
9/4	at WAS	1	0	-	-	-	-	-	-	-	-	-	-	-	-	-	-
9/14	MIA	1	0	3	2	1	-	-	-	-	-	-	-	-	-	-	-
9/21	at NE	1	0	3	3	0	1.0	4.0	-	-	-	-	-	-	-	-	-
9/28	DAL	1	0	2	0	2	-	-	-	-	-	-	-	-	-	-	-
10/12	BUF	1	1	2	1	1	-	-	-	-	-	-	-	-	1	0	0
10/19	at HST	1	0	1	1	0	-	-	-	-	-	-	-	-	-	-	-
10/26	at PHI	1	0	-	-	-	-	-	-	-	-	-	-	-	-	-	-
11/2	NYG	1	1	6	3	3	-	-	-	-	-	-	1	-	-	-	-
11/9	at OAK	1	1	7	3	4	-	-	-	-	-	-	-	-	-	-	-
11/16	at IND	1	1	8	4	4	-	-	-	-	-	-	-	-	-	-	-
11/23	JAX	1	1	8	6	2	-	-	-	-	-	-	-	-	-	-	-
12/1	TEN	1	1	4	3	1	-	-	-	-	-	-	-	-	-	-	-
12/7	at BUF	1	1	5	4	1	-	-	-	-	-	-	-	-	-	-	-
12/14	PIT	1	1	3	1	2	-	-	-	-	-	-	-	-	-	-	-
12/20	NE	1	1	3	2	1	-	-	-	-	-	-	-	-	-	-	-
12/28	at MIA	1	1	3	3	0	-	-	-	-	-	-	-	-	-	-	-
2003 Totals		16	10	58	36	22	1.0	4.0	0	0	0	0	1	0	1	0	0

2002 New York Jets

Date	Opp	P	S	TT	S	A	Sk	Yds	Int	Yds	Lg	TD	PD	FF	FR	Yds	TD
9/8	at BUF	1	0	2	1	1	-	-	-	-	-	-	-	-	-	-	-
9/15	NE	1	0	3	0	3	-	-	-	-	-	-	-	-	-	-	-
9/22	at MIA	1	0	1	1	0	0.5	2.0	-	-	-	-	-	-	-	-	-
9/29	at JAX	1	0	4	3	1	-	-	-	-	-	-	-	-	-	-	-
10/6	KC	1	0	0	0	0	-	-	-	-	-	-	-	-	-	-	-
10/20	MIN	1	0	0	0	0	-	-	-	-	-	-	-	-	-	-	-
10/27	CLV	1	0	0	0	0	-	-	-	-	-	-	-	-	-	-	-
11/3	at SD	1	0	0	0	0	-	-	-	-	-	-	-	-	-	-	-
11/10	MIA	1	0	0	0	0	-	-	-	-	-	-	-	-	-	-	-
11/17	at DET	1	0	0	0	0	-	-	-	-	-	-	-	-	-	-	-
11/24	BUF						INACTIVE										
12/2	at OAK	1	0	0	0	0	-	-	-	-	-	-	-	-	-	-	-
12/8	DEN	1	0	0	0	0	-	-	-	-	-	-	-	-	-	-	-
12/15	at CHI	1	0	0	0	0	-	-	-	-	-	-	-	-	-	-	-
12/22	at NE	1	0	0	0	0	-	-	-	-	-	-	-	-	-	-	-
12/29	GB	1	0	1	0	1	-	-	-	-	-	-	-	-	-	-	-
2002 Totals		15	0	11	5	6	0.5	2.0	0	0	0	0	0	0	0	0	0

2002 Postseason

Date	Opp	P	S	TT	S	A	Sk	Yds	Int	Yds	Lg	TD	PD	FF	FR	Yds	TD
1/4	IND	1	0	0	0	0	-	-	-	-	-	-	-	-	-	-	-
1/12	at OAK	1	0	2	1	1	-	-	-	-	-	-	-	-	-	-	-
Totals		2	0	2	1	1	0.0	0.0	0	0	0	0	0	0	0	0	0

Career Fumbles

Date	Opp	Qtr	Dwn	Last LOS	Fumbled	Forced	Recovered	Yds
10/12/03	BUF	2	3	BUF 17	C Trey Teague	Aborted Snap	Thomas	0
09/17/06	NE	4	3	NYJ 42	QB Tom Brady	S Kerry Rhodes**	Thomas	0
12/03/06	at GB	1	1	NYJ 49	QB Brett Favre	Thomas**	DT Dewayne Robertson	0
12/02/07	at MIA	3	1	MIA 33	QB John Beck	Thomas**	LB Victor Hobson	0
09/07/08	at MIA	2	2	MIA 29	RB Ricky Williams	Thomas	Out of Bounds	-
11/09/08	SL	2	1	SL 44	RB Kenneth Darby	Thomas	LB Eric Barton	1
11/23/08	at TEN	3	1	TEN 35	RB Chris Johnson	S Abram Elam	Thomas	0
12/28/08	MIA	2	1	NYJ 49	QB Chad Pennington	Thomas**	LB Jason Trusnik	0
10/04/09	at NO	3	1	NO 33	RB Reggie Bush	Thomas	DB Dwight Lowery	0
11/22/09	at NE	1	1	NYJ 34	RB Laurence Maroney	DE Marques Douglas	Thomas	0
12/03/09	at BUF	2	3	BUF 43	QB Ryan Fitzpatrick	LB David Harris**	Thomas	7
01/09/10	at CIN*	1	3	NYJ 26	WR Laveranues Coles	Thomas	DE Shaun Ellis	0
09/19/10	NE	4	1	NYJ 25	QB Tom Brady	LB Jason Taylor**	Thomas	16
10/03/10	at BUF	3	1	BUF 23	RB Marshawn Lynch	Thomas	LB Jason Taylor	0

*POSTSEASON

**Caused on a sack

Career Sacks

Date	Opp	Qtr	Dwn	Last	LOS	Quarterback	Shared With	Yds
09/22/02	at MIA	1	3	NYJ	33	Jay Fielder	DT Jason Ferguson	2
09/21/03	at NE	1	2	NYJ	45	Tom Brady		4
11/14/04	BLT	1	2	BLT	41	Kyle Boller	DE John Abraham	9
11/14/04	BLT	2	3	BLT	25	Kyle Boller		12
09/25/05	JAX	1	3	50		Byron Leftwich		3
10/24/05	at ATL	2	2	ATL	23	Michael Vick	DE John Abraham	4
12/04/05	at NE	1	3	NE	39	Tom Brady	DT Dewayne Robertson	9
12/11/05	OAK	4	3	OAK	35	Marques Tuiasosopo	DT Lance Legree	9
01/01/06	BUF	4	1	BUF	36	Kelly Holcomb		2
09/10/06	at TEN	3	3	TEN	30	Kerry Collins		5
10/29/06	at CLV	3	1	CLV	29	Charlie Frye		5
11/12/06	at NE	4	2	NYJ	32	Tom Brady		7
11/26/06	HST	1	3	NYJ	33	David Carr		4
11/26/06	HST	4	2	NYJ	2	David Carr		1
12/03/06	at GB	1	1	NYJ	45	Brett Favre**		4
12/03/06	at GB	4	3	GB	49	Brett Favre	DE Shaun Ellis	4
12/10/06	BUF	2	3	BUF	35	J.P. Losman		8
12/25/06	at MIA	4	2	NYJ	13	Cleo Lemon		6
01/07/07	at NE*	3	2	NYJ	15	Tom Brady	LB Eric Barton	12
10/14/07	PHI	2	1	PHI	46	Donovan McNabb	DT Dewayne Robertson	4
10/21/07	at CIN	1	3	NYJ	41	Carson Palmer		8
12/02/07	at MIA	3	1	MIA	38	John Beck**		5
09/07/08	at MIA	2	1	MIA	32	Chad Pennington		6
09/07/08	at MIA	4	1	MIA	47	Chad Pennington		7
09/14/08	NE	3	1	NE	21	Matt Cassel		2
09/28/08	ARZ	3	1	NYJ	30	Kurt Warner		6
10/12/08	CIN	4	2	CIN	23	Ryan Fitzpatrick	LB David Harris	8
12/28/08	MIA	2	1	NYJ	42	Chad Pennington**		7
09/27/09	TEN	2	2	NYJ	25	Kerry Collins	DE Shaun Ellis	3
11/01/09	MIA	2	2	NYJ	31	RB Ronnie Brown	S Jim Leonhard	9
11/29/09	CAR	4	1	CAR	33	Jake Delhomme		8
01/09/10	at CIN*	4	3	NYJ	39	Carson Palmer		8
09/13/10	BLT	2	3	BLT	21	Joe Flacco		8
11/07/10	at DET	2	2	DET	19	Matthew Stafford		2
11/21/10	HST	2	2	NYJ	39	Matt Schaub		8
12/12/10	MIA	4	3	MIA	26	Chad Henne		2
12/19/10	at PIT	2	2	NYJ	26	Ben Roethlisberger		8
12/26/10	at CHI	4	2	NYJ	14	Jay Cutler		3

*POSTSEASON

**Forced Fumble



35

CORNERBACK

HEIGHT: 5-8

WEIGHT: 170

AGE: 29 (as of opening weekend)

HOMETOWN: Tacoma, WA

HIGH SCHOOL: Wilson (WA) HS

COLLEGE: Eastern Washington

HOW ACQUIRED: FA (09/01/11)

EXPERIENCE: NFL: 2nd • JETS: 3rd

Isaiah TRUFANT

NY

PRO CAREER

- Entering his third season with the Jets, he has seen action in 14 regular-season games, mostly on special teams, collecting 14 special teams tackles.
- Scored a touchdown in week one of the 2011 season vs. DAL (9-11) when RB Joe McKnight blocked a punt that he recovered and returned 18 yards to tie the game 24-24 in the fourth quarter.

NY

CAREER TRANSACTIONS

- 09/01/11, NYJ, Signed, FA
- 08/30/11, PHI, Waived
- 02/01/11, PHI, Signed, FA
- 01/22/11, NYJ, Waived
- 12/30/10, NYJ, Signed Active Roster
- 12/08/10, NYJ, Signed, Practice Squad

NY

SEASON-BY-SEASON REVIEW

2011 (JETS) Rejoined the team after spending training camp with PHI...Saw action in 13 games on special teams...Posted 12 special teams tackles. **SEASON HIGHLIGHTS: (9/11 vs. DAL)**...Returned a RB Joe McKnight blocked punt 18 yards for a touchdown to tie the game 24-24 in the fourth quarter...Also recorded two special teams tackles.

2010 (JETS) Appeared in the last regular-season game (vs. BUF, 01/02/11) after signing to the active roster on 12/30...Recorded two tackles on special teams. **POSTSEASON:** Appeared in the Wild Card game.

NY

BEFORE THE NFL

- Spent the 2009 and 2010 seasons with the UFL's Las Vegas Locomotives where he was named 2010 UFL Defensive Player of the year and won his second-consecutive UFL Championship...Led the Locos with four Interceptions and also posted 26 tackles, four passes defended and a sack...Recorded 13 tackles and four passes defended during the 2009 championship season with Las Vegas.
- Was originally signed by the Arena Football League's Spokane Shock in 2006...Also played for the Kansas City Brigade in 2007 and the Arizona Rattlers from 2007-09.
- Played four years at Eastern Washington...Was named first-team All-Big Sky Conference his senior season after recording 15 tackles, two forced fumbles, two fumble recoveries, one interception and one pass breakup in only six games...Intercepted 11 passes during his college career, returning two for touchdowns during his sophomore year.

NY

OFF THE FIELD

- Older brother, Marcus, is a cornerback for the Seattle Seahawks.



88

WIDE RECEIVER

HEIGHT: 6-5

WEIGHT: 220

AGE: 25 (as of opening weekend)

HOMETOWN: Nashville, TN

HIGH SCHOOL: Goodpasture Christian (TN) HS

COLLEGE: Southern California

HOW ACQUIRED: Waivers (MIA, 09/05/10)

EXPERIENCE: NFL: 4th • JETS: 3rd

Patrick TURNER

NY

PRO CAREER

- Last season, established career-highs in games played (15), receptions (eight) and receiving yards (96)...Started his first-career game (vs. BUF, 11/27/11) and caught the first touchdown pass of his career (at MIA, 01/01/12).

NY

CAREER TRANSACTIONS

- 02/02/12, NYJ, Signed, Contract Extension
- 01/12/11, NYJ, Signed from NYJ Practice Squad
- 12/17/10, NYJ, Signed, Practice Squad
- 12/15/10, NYJ, Waived
- 11/20/10, NYJ, Signed from NYJ Practice Squad
- 10/06/10, NYJ, Signed, Practice Squad
- 10/04/10, NYJ, Waived
- 09/25/10, NYJ, Signed from NYJ Practice Squad
- 09/10/10, NYJ, Signed, Practice Squad
- 09/08/10, NYJ, Waived
- 09/05/10, NYJ, Claimed off Waivers (MIA)
- 09/04/10, MIA, Waived
- 04/26/09, MIA, D3 (87)

DID YOU KNOW?

Patrick Turner's first NFL reception came on a 21-yard pass from QB Mark Sanchez, the same quarterback who connected with Turner for his final collegiate reception, a 27-yard catch in USC's Rose Bowl victory.

Career Statistics

Year	Team	GP	GS	Rec	Yds	Avg	Lg	TD
2009	MIA	2	0	0	0	0.0	0	0
2010	Jets	5	0	2	26	13.0	21	0
2011	Jets	15	1	8	96	12.0	25	1
Career Totals		22	1	10	122	12.2	25	0

Additional Statistics

Special Teams Tackles: 9 (Career), 9 (2011)

Career Bests

Receptions: 3 (11/17/11 at DEN)

Receiving Yards: 36 (11/17/11 at DEN)

Receiving TDs: 1 (01/01/12 at MIA)

Longest Reception: 25 (11/17/11 at DEN)

Career Postseason

Year	Team	GP	GS	Rec	Yds	Avg	Lg	TD
2010	Jets	1	0	0	0	0.0	0	0
Totals		1	0	0	0	0.0	0	0

NY

SEASON-BY-SEASON REVIEW

2011 (JETS) Opened the season on the practice squad, but joined the active roster in Week Two...Established career-highs in games played (15), games started (one), receptions (eight), receiving yards (96) and receiving touchdowns (one), as well as collecting his first nine special teams tackles. **SEASON HIGHLIGHTS: (1/1 at MIA)**...Caught the first touchdown pass of his career, a 10-yard reception from Mark Sanchez on the final offensive drive. **(11/17 at DEN)**...Registered career-bests with three receptions for 36 yards, included a 25-yard receptions, the longest catch of his career.

2010 (JETS) Joined the Jets off waivers following 53-man roster cut-downs...Collected two receptions for 26 yards in five games as he spent time on the active roster and the practice squad. **POSTSEASON:** Re-joined the active roster prior to the Divisional Playoff Game at NE, 01/17/11, making his postseason debut and making a special teams tackle...Was inactive for the AFC Championship Game at PIT, 01/24/11. **SEASON HIGHLIGHTS: (11/21 vs. HST)**...Caught the first pass of his NFL career, a 21-yard pass from former collegiate teammate QB Mark Sanchez.

2009 (MIA) Saw action in two games, vs. TB (11/15/09) and at CAR (11/19/09).

2011 New York Jets

Date	Opp	GP	GS	Rec	Yds	Avg	Lg	TD
9/11	DAL			PRACTICE SQUAD				
9/18	JAX	1	0	0	0	0.0	0	0
9/25	at OAK	1	0	0	0	0.0	0	0
10/2	at BLT	1	0	0	0	0.0	0	0
10/9	at NE	1	0	0	0	0.0	0	0
10/17	MIA	1	0	0	0	0.0	0	0
10/23	SD	1	0	0	0	0.0	0	0
11/6	at BUF	1	0	0	0	0.0	0	0
11/13	NE	1	0	1	22	22.0	22	0
11/17	at DEN	1	0	3	36	12.0	25	0
11/27	BUF	1	1	1	12	12.0	12	0
12/4	at WAS	1	0	1	6	6.0	6	0
12/11	KC	1	0	1	10	10.0	10	0
12/18	at PHI	1	0	0	0	0.0	0	0
12/24	NYG	1	0	0	0	0.0	0	0
1/1	at MIA	1	0	1	10	10.0	10t	1
2011 Totals		15	1	8	96	12.0	25	1

2010 New York Jets

Date	Opp	GP	GS	Rec	Yds	Avg	Lg	TD
9/13	BLT			NOT WITH TEAM				
9/19	NE			NOT WITH TEAM				
9/26	at MIA	1	0	-	-	-	-	-
10/3	at BUF			INACTIVE				
10/11	MIN			PRACTICE SQUAD				
10/17	at DEN			PRACTICE SQUAD				
10/31	GB			PRACTICE SQUAD				
11/7	at DET			PRACTICE SQUAD				
11/14	at CLV			PRACTICE SQUAD				
11/21	HST	1	0	1	21	21.0	21	0
11/25	CIN	1	0	1	5	5.0	5	0
12/4	at NE	1	0	-	-	-	-	-
12/12	MIA	1	0	-	-	-	-	-
12/19	at PIT			PRACTICE SQUAD				
12/26	at CHI			PRACTICE SQUAD				
1/2	BUF			PRACTICE SQUAD				
2010 Totals		5	0	2	26	13.0	21	0

2010 Postseason

Date	Opp	GP	GS	Rec	Yds	Avg	Lg	TD
1/8	at IND			PRACTICE SQUAD				
1/16	at NE	1	0	-	-	-	-	-
1/23	at PIT			INACTIVE				
Totals		1	0	0	0	0.0	0	0

2009 Miami Dolphins

Date	Opp	GP	GS	Rec	Yds	Avg	Lg	TD
9/13	at ATL			INACTIVE				
9/21	IND			INACTIVE				
9/27	at SD			INACTIVE				
10/4	BUF			INACTIVE				
10/12	NYJ			INACTIVE				
10/25	NO			INACTIVE				
11/1	at NYJ			INACTIVE				
11/8	at NE			INACTIVE				
11/15	TB	1	0	-	-	-	-	-
11/19	at CAR	1	0	-	-	-	-	-
11/29	at BUF			INACTIVE				
12/6	NE			INACTIVE				
12/13	at JAX			INACTIVE				
12/20	at TEN			INACTIVE				
12/27	HST			INACTIVE				
1/3	PIT			INACTIVE				
2009 Totals		2	0	0	0	0.0	0	0

NY

BEFORE THE NFL

- Started 25-of-49 games at Southern California and finished his college career with 138 receptions for 1,752 yards with 17 touchdowns.
- Earned honorable-mention All-Pac 10 honors his junior season after recording 48 receptions for 569 yards with three touchdowns, one tackle and a forced fumble.
- Earned numerous All-American honors as a senior at Goodpasture Christian (TN) HS after registering 48 receptions for 800-plus yards and 11 touchdowns in 2004.

NY

OFF THE FIELD

- Majored in sociology.
- Also lettered in basketball and track in high school.



1

WIDE RECEIVER

HEIGHT: 6-3

WEIGHT: 220

AGE: 23 (as of opening weekend)

HOMETOWN: St. Louis, MO

HIGH SCHOOL: Clyde C. Miller (MO) Career Academy

COLLEGE: Arkansas Pine-Bluff

HOW ACQUIRED: FA (06/19/12)

EXPERIENCE: NFL: 2nd • JETS: 1st

Raymond WEBBER



Follow Raymond
@Rayblinkie1906

NY

PRO CAREER

- Former undrafted free agent for the Tampa Bay Buccaneers who spent his rookie season on injured reserve.

NY

CAREER TRANSACTIONS

- 06/19/12, NYJ, Signed, FA
- 05/10/12, SEA, Waived
- 05/03/12, SEA, Claimed off Waivers (TB)
- 05/02/12, TB, Waived
- 08/12/11, TB, IR
- 08/11/11, TB, Waived, Injured
- 07/27/11, TB, Signed, Undrafted FA

NY

SEASON-BY-SEASON REVIEW

2011 (TB) Spent the season on Injured Reserve with a hamstring injury suffered during training camp.

NY

BEFORE THE NFL

- Started all four seasons at Arkansas Pine-Bluff and holds all of the school's receiving records, becoming the first Consensus All-American in school history...Led the FCS in 2010 in receptions (101) and receiving yards (1,429)...Became only the second play-

er in SWAC history to catch 100 passes in a season, joining Hall of Famer Jerry Rice. Averaged 129.9 yards per game (first in NCAA, first in SWAC).

- Holds six school records at UAPB including most receptions in a single game (11), most receptions in a season (101), most receptions in a career (180), most yards in a single game (243) most yards in a single season (1,429), and most yards in a career (2,376). Three time SWAC Offensive Player of the Week and 2010 Walter Payton Award Finalist...2010 American Football Coaches Association All-American and 2010 Bilo College Football Report FCS Receiver of the Year...2010 Consensus FCS All-American, Walter Camp All-American and Associated Press All-American... Played 10 games in 2009, recording 36 receptions for a total of 392 yards and four touchdowns.

NY

OFF THE FIELD

- Earned a degree in business marketing.



96

DEFENSIVE LINE

HEIGHT: 6-4

WEIGHT: 315

AGE: 22 (as of opening weekend)

HOMETOWN: Linden, NJ

HIGH SCHOOL: Linden HS

COLLEGE: Temple

HOW ACQUIRED: D1 (30), 2011 NFL Draft

EXPERIENCE: NFL: 2nd • JETS: 2nd

Muhammad WILKERSON

Follow Muhammad

@mowilkerson

NY

PRO CAREER

- Started every game in his rookie season, posting 3.0 sacks, the most sacks by a Jets rookie since former first-round DEs Shaun Ellis and John Abraham registered 8.5 and 4.5 respectively in 2000.
- Was the first rookie to start on defense on opening day for the Jets since Dwight Lowery started at cornerback in 2008, and the first rookie to start for a Rex Ryan defense in the opening game since DT Haloti Ngata and SS Dawan Landry...Both players started

under Ryan in BLT in 2006, while he served as the defensive coordinator.

- Became the first player to record a safety on his first sack in the NFL since LB Jameel McClain accomplished the feat for a then-Rex Ryan led Baltimore Ravens defense vs. OAK (10/26/08).

NY

CAREER TRANSACTIONS

- 04/28/11, NYJ, D1 (30)

Muhammad Wilkerson's Career Statistics

Year	Team	GP	GS	TT	S	A	Sk	Yds	Int	Yds	Lg	TD	PD	FF	FR	Yds	TD
2011	Jets	16	16	53	30	18	3.0	24.0	0	0	0	0	2	1	0	0	0
Career Totals		16	16	53	30	18	3.0	24.0	0	0	0	0	2	1	0	0	0

Additional Statistics:

Safety: 1 (career): 1 (2011)

Career Bests:

Tackles: 6 (12/18/11 at PHI)

Sacks: 1 (three times, last 12/24/11 vs. NYG)

Forced Fumbles: 1 (12/18/11 at PHI)

2011 New York Jets

Date	Opp	GP	GS	TT	S	A	Sk	Yds	Int	Yds	Lg	TD	PD	FF	FR	Yds	TD
9/11	DAL	1	1	1	1	0	-	-	-	-	-	-	-	-	-	-	-
9/18	JAX	1	1	3	2	1	1.0	10.0	-	-	-	-	-	-	-	-	-
9/25	at OAK	1	1	2	1	1	-	-	-	-	-	-	-	-	-	-	-
10/2	at BLT	1	1	3	2	1	-	-	-	-	-	-	-	-	-	-	-
10/9	at NE	1	1	4	3	1	-	-	-	-	-	-	-	-	-	-	-
10/17	MIA	1	1	3	2	1	-	-	-	-	-	-	-	-	-	-	-
10/23	SD	1	1	4	3	1	-	-	-	-	-	-	1	-	-	-	-
11/6	at BUF	1	1	3	2	1	-	-	-	-	-	-	-	-	-	-	-
11/13	NE	1	1	5	1	4	-	-	-	-	-	-	-	-	-	-	-
11/17	at DEN	1	1	3	2	1	-	-	-	-	-	-	-	-	-	-	-
11/27	BUF	1	1	3	1	2	-	-	-	-	-	-	-	-	-	-	-
12/4	at WAS	1	1	-	-	-	-	-	-	-	-	-	1	-	-	-	-
12/11	KC	1	1	5	3	2	-	-	-	-	-	-	-	-	-	-	-
12/18	at PHI	1	1	6	1	0	1.0	11.0	-	-	-	-	-	1	-	-	-
12/24	NYG	1	1	5	3	2	1.0	3.0	-	-	-	-	-	-	-	-	-
1/1	at MIA	1	1	3	3	0	-	-	-	-	-	-	-	-	-	-	-
2011 Totals		16	16	53	30	18	3.0	24.0	0	0	0	0	2	1	0	0	0

NY SEASON-BY-SEASON REVIEW

2011 (JETS) Started all 16 games as a rookie...Led all Jets defensive linemen in sacks, as his three were the most by a Jets rookie since former first-round DEs Shaun Ellis and John Abraham registered 8.5 and 4.5 respectively in 2000. **SEASON HIGHLIGHTS: (12/24 vs. NYG)**... Pulled down QB Eli Manning to earn his third sack of the season and second in consecutive weeks. **(12/18 at PHI)**...Dropped QB Vince Young for an 11-yard loss and his second sack of the season...Forced the first fumble of his career on sack of Young. **(10/9 vs. JAX)**...Recorded the first sack of his career, a safety, when he spun down QB Luke McCown...The play made him the first player to record a safety on his first sack since 2008, when Ravens LB Jameel McClain did it for a Rex Ryan-led defense in Baltimore. **(9/11 vs. DAL)**...Made his NFL debut as he started in the Jets 27-24 win...Became the first rookie to start on defense on opening day for the Jets since Dwight Lowery started at cornerback in 2008, and the first rookie to start for a Rex Ryan defense in the opening game since DT Haloti Ngata and SS Dawan Landry started for BLT in 2006.

NY BEFORE THE NFL

- Appeared in 36 games at Temple, 11 at nose guard and 25 at left defensive tackle...Finished his collegiate career with 144 tackles (88 solos), 17.5 sacks, 26 tackles for loss and five quarterback pressures...Added 11 passes defended and blocked one kick.
- As a junior, named team captain as he started all 12 games at left

defensive tackle...Was a unanimous All-Mid American Conference first-team choice and was also named to the Outland Trophy Watch List as he ranked third on the team and led the conference's defensive linemen with a career-best 70 tackles (45 solos), as he led the school and ranked second in the MAC with 9.5 sacks...His 13 tackles for a loss lead the team and were fifth in the conference...Recipient of the team's Defensive MVP Award.

- Prior to enrolling at Temple, attended Hargrave (Chatham, Va.) Military Academy, playing on both sides of the ball as a defensive end, defensive tackle, tight end and offensive tackle for head coach Robert Prunty.
- Played both football and basketball at Linden (NJ) High School, earning *Home News Tribune* first-team All-Area and *The Newark Star-Ledger* second-team All-Union County honors...Lettered twice as a defensive end and tight end.

NY OFF THE FIELD

- Majored in business administration.
- One of four children of Janice and Alvin Wilkerson.
- Was teammates with 2012 first-round pick Quinton Coples at Hargrave Military Academy.

Career Firsts

First	Date	Game	Result	Note
Game	09/11/11	NYJ vs. DAL	W, 27-24	Made his NFL debut in the season opener his rookie season
Start	09/11/11	NYJ vs. DAL	W, 27-24	Started his first career game, making him the first rookie to start an opener for a Rex Ryan defense since Haloti Ngata and Dawan Landry did it in 2006
Sack	09/18/11	NYJ vs. JAX	W, 32-3	Sacked Luke McCown in the end zone for a safety on the opening JAX possession
Forced Fumble	12/18/11	NYJ at PHI	L, 19-45	Forced a QB Vince Young fumble after sacking him for an 11-yard loss
Safety	09/18/11	NYJ vs. JAX	W, 32-3	Sacked Luke McCown in the end zone for a 10-yard loss on the opening JAX possession



20

CORNERBACK

HEIGHT: 5-10

WEIGHT: 190

AGE: 25 (as of opening weekend)

HOMETOWN: Piscataway, NJ

HIGH SCHOOL: Piscataway HS

COLLEGE: Boise State

HOW ACQUIRED: D1 (29), 2010 NFL Draft

EXPERIENCE: NFL: 3rd • JETS: 3rd

Kyle WILSON



Follow Kyle

@KWilson20

NY

PRO CAREER

- Has appeared in every game (32 regular season, three post-season) since being drafted in the first round in 2010.
- In his second season in 2011, established career-highs in tackles (42), interceptions (two) and passes defended (seven).

Career Statistics

Year	Team	GP	GS	TT	S	A	Sk	Yds	Int	Yds	Lg	TD	PD	FF	FR	Yds	TD
2010	Jets	16	6	19	16	3	0.0	0.0	0	0	0	0	5	0	0	0	0
2011	Jets	16	5	42	36	6	0.0	0.0	2	13	13	0	7	0	0	0	0
Career Totals		32	11	61	52	9	0.0	0.0	2	13	13	0	12	0	0	0	0

Additional Statistics

Special Teams Tackles: 5 (Career): 2 (2011); 3 (2010)

Kickoff Returns: 3-39, 13.0 (career): 1-17.0 (2011); 2-22, 11.0 (2010)

Career Bests

Tackles: 7 (9/26/10 at MIA)

Solo Tackles: 5 (twice, last 11/06/11 at BUF)

Passes Defensed: 2 (three times, last 12/04/11 at WAS)

Interceptions: 1 (twice, last 12/04/11 at WAS)

Career Postseason

Year	Team	P	S	TT	S	A	Sk	Yds	Int	Yds	Lg	TD	PD	FF	FR	Yds	TD
2010	Jets	3	0	0	0	0	0.0	0.0	0	0	0	0	0	0	0	0	0
Totals		3	0	0	0	0	0.0	0.0	0	0	0	0	0	0	0	0	0

Career Interceptions

Date	Opp	Qtr	Dwn	Last LOS	Quarterback	Target	Yds
10/23/11	NYJ vs. SD	4	3	SD 41	Philip Rivers	WR Vincent Jackson	10
12/04/11	NYJ at WAS	4	1	NYJ 40	Rex Grossman	TE Fred Davis	3**

**Final Defensive Play of the Game

Career Fumbles

Date	Opp	Qtr	Dwn	Last LOS	Fumbled	Forced	Recovered	Yds
09/13/10	NYJ vs. BLT	3	-	Punt	Wilson	WR David Reed	Wilson	0***

***Recovered Own Fumble

NY SEASON-BY-SEASON REVIEW

2011 (JETS) Posted career highs in tackles (42), passes defended (seven) and registered the first two interceptions of his career. **SEASON HIGHLIGHTS: (12/4 at WAS)**...Registered the second interception of his career when he caught a deflected QB Rex Grossman pass with 00:28 remaining. **(10/23 vs. SD)**...Recorded the first interception of his career when he stepped in front of a QB Philip Rivers pass in the fourth quarter...The interception set up a 30-yard field goal by K Nick Folk to give the Jets a 27-21 lead with 1:40 remaining.

2010 (JETS) Played in all 16 contests, logging six starts, and finishing the season with 19 tackles and five passes defended on defense and three tackles on special teams. **POSTSEASON:** Appeared in all three postseason games, making his postseason debut in the Wild Card game at IND, 01/08/11. **SEASON HIGHLIGHTS: (9/13 vs. BLT)**...Started his first-career NFL game and registered three solo tackles and two passes defended, the first coming when he deflected a pass intended for WR Anquan Boldin in the end zone.

NY BEFORE THE NFL

- Played in 50 games at Boise State, with starts in the last 45 at cornerback...Recorded 11 interceptions, two touchdowns (one was a 71-yard interception return), 27 passes defended, 160 tackles (126 solo), two sacks, two forced fumbles, one fumble recovery and one blocked kick...His 45 consecutive starts was the longest streak among active Boise State players.

- Returned 63 punts for 793 yards (12.6 avg.) and three touchdowns...His 63 punt returns rank as the third-most in school history...His average of 12.59 yards per return rank as the fourth-highest career mark in school history.
- In 2009, earned second-team All-American by *The NFL Draft Report*, *Associated Press* and the Walter Camp Football Foundation...First-team All-WAC choice by the league's head coaches...Added Academic All-WAC accolades...Named to the preseason watch lists for the Chuck Bednarik Award (top defensive player), Bronko Nagurski Award (top defensive player), and Jim Thorpe Award (top defensive back)...Ranked eighth on the team with 43 tackles (31 solo), one sack and three interceptions...Returned two interceptions for touchdowns...Returned 24 punts for 250 yards for an average of 10.42 .
- Helped lead Piscataway (NJ) HS to three-straight state championships, undefeated seasons in 2002 and 2004, and a 33-3 overall record...Named MVP of New Jersey state championship game as a junior and senior.

NY OFF THE FIELD

- Majored in communications.

2011 New York Jets

Date	Opp	GP	GS	TT	S	A	Sk	Yds	Int	Yds	Lg	TD	PD	FF	FR	Yds	TD
9/11	DAL	1	0	1	1	0	-	-	-	-	-	-	-	-	-	-	-
9/18	JAX	1	0	2	2	0	-	-	-	-	-	-	-	-	-	-	-
9/25	at OAK	1	1	3	2	1	-	-	-	-	-	-	-	-	-	-	-
10/2	at BLT	1	0	-	-	-	-	-	-	-	-	-	-	-	-	-	-
10/9	at NE	1	1	6	4	2	-	-	-	-	-	-	-	-	-	-	-
10/17	MIA	1	0	5	5	0	-	-	-	-	-	-	-	-	-	-	-
10/23	SD	1	0	2	2	0	-	-	1	10.0	10	0	1	-	-	-	-
11/6	at BUF	1	1	6	5	1	-	-	-	-	-	-	1	-	-	-	-
11/13	NE	1	1	3	3	0	-	-	-	-	-	-	1	-	-	-	-
11/17	at DEN	1	0	2	2	0	-	-	-	-	-	-	-	-	-	-	-
11/27	BUF	1	0	1	1	0	-	-	-	-	-	-	1	-	-	-	-
12/4	at WAS	1	0	2	1	1	-	-	1	3.0	3	0	2	-	-	-	-
12/11	KC	1	0	1	1	0	-	-	-	-	-	-	-	-	-	-	-
12/18	at PHI	1	1	3	3	0	-	-	-	-	-	-	-	-	-	-	-
12/24	NYG	1	0	-	-	-	-	-	-	-	-	-	1	-	-	-	-
1/1	at MIA	1	0	5	4	1	-	-	-	-	-	-	-	-	-	-	-
2011 Totals		16	5	42	36	6	0.0	0.0	2	13.0	13	0	7	0	0	0	0

2010 New York Jets

Date	Opp	GP	GS	TT	S	A	Sk	Yds	Int	Yds	Lg	TD	PD	FF	FR	Yds	TD
9/13	BLT	1	1	3	3	0	-	-	-	-	-	-	2	-	-	-	-
9/19	NE	1	1	4	4	0	-	-	-	-	-	-	1	-	-	-	-
9/26	at MIA	1	1	7	5	2	-	-	-	-	-	-	-	-	-	-	-
10/3	at BUF	1	0	1	1	0	-	-	-	-	-	-	-	-	-	-	-
10/11	MIN	1	0	-	-	-	-	-	-	-	-	-	1	-	-	-	-
10/17	at DEN	1	0	-	-	-	-	-	-	-	-	-	-	-	-	-	-
10/31	GB	1	0	-	-	-	-	-	-	-	-	-	-	-	-	-	-
11/7	at DET	1	0	-	-	-	-	-	-	-	-	-	-	-	-	-	-
11/14	at CLV	1	1	2	2	0	-	-	-	-	-	-	-	-	-	-	-
11/21	HST	1	1	1	0	1	-	-	-	-	-	-	-	-	-	-	-
11/25	CIN	1	0	-	-	-	-	-	-	-	-	-	-	-	-	-	-
12/6	at NE	1	0	-	-	-	-	-	-	-	-	-	-	-	-	-	-
12/12	MIA	1	0	-	-	-	-	-	-	-	-	-	-	-	-	-	-
12/19	at PIT	1	0	-	-	-	-	-	-	-	-	-	-	-	-	-	-
12/26	at CHI	1	0	-	-	-	-	-	-	-	-	-	-	-	-	-	-
1/2	BUF	1	1	1	1	0	-	-	-	-	-	-	1	-	-	-	-
2010 Totals		16	6	19	16	3	0.0	0.0	0	0	0	0	5	0	0	0	0

2010 Postseason

Date	Opp	P	S	TT	S	A	Sk	Yds	Int	Yds	Lg	TD	PD	FF	FR	Yds	TD
1/8	at IND	1	0	-	-	-	-	-	-	-	-	-	-	-	-	-	-
1/16	at NE	1	0	-	-	-	-	-	-	-	-	-	-	-	-	-	-
1/23	at PIT	1	0	-	-	-	-	-	-	-	-	-	-	-	-	-	-
Totals		3	0	0	0	0	0.0	0.0	0	0	0	0	0	0	0	0	0

ROOKIES & FIRST YEAR PLAYERS



N E W Y O R K J E T S





39

SAFETY

HEIGHT: 6-1

WEIGHT: 210

AGE: 23 (as of opening weekend)

HOMETOWN: Ocala, FL

HIGH SCHOOL: Trinity Catholic (FL) HS

COLLEGE: South Carolina

HOW ACQUIRED: D7a, [242], 2012 NFL Draft

EXPERIENCE: NFL: Rookie • JETS: 1st

Antonio ALLEN

Follow Antonio

@ALLENBO126

NY

PRO CAREER

- Selected by the Jets with their first seventh-round pick in the 2012 NFL Draft.

NY

CAREER TRANSACTIONS

- 04/28/12, NYJ, D7a* (242)

* Jets acquired D7 (242) as a compensatory selection

NY

BEFORE THE NFL

- Started 31-of-50 games at South Carolina, recording 198 tackles (117 solo), 3.5 sacks, 20 tackles-for-loss and caused six fumbles and recovered four others, including one returned for a touchdown...Deflected eight passes and gained 81 yards with four interceptions, two of which he returned for touchdowns.
- In his final season, named a second-team All-American by the *Associated Press*...Consensus All-Southeastern Conference second-team selection...Started 12 games at the "spur" position...Led Gamecocks with 88 tackles (55 solo), adding a sack and 9.5 tackles-for-loss...Forced four fumbles and had three fumble recoveries, advancing one 25 yards for a touchdown...Deflected two passes and had three interceptions for 44 yards in returns, including a score...Led a secondary effort that saw the Gamecocks rank second in the nation in pass defense (131.69 ypg) and third in total defense (267.6).

- As a junior, started 11 games at the "spur" position, finishing second on the team with 70 tackles (38 solos)...Collected 2.5 sacks and a career-high 10.5 tackles-for-loss...Caused two fumbles and recovered another...Deflected four passes and picked off another for a 37-yard touchdown return.
- Started the team's final eight games at the "spur" position as a sophomore and notched 35 tackles and two passes defended.
- His first year at South Carolina, saw time at both safety and line-backer, appearing in four games and posting five tackles.
- In 2007, attended Fork Union Military Academy in Fork Union, VA prior to enrolling at South Carolina.
- Earned first-team all-state honors as a senior at Trinity Catholic (FL) HS in 2006 after logging 126 tackles and four interceptions, helping the team compile a 13-1 season...As a junior, he logged 114 tackles and two interceptions, as Trinity Catholic captured the Florida Class 2B title.

NY

OFF THE FIELD

- Graduated in December, 2011 with a degree in African American studies.

Collegiate Career

Year	Team	GP	GS	TT	S	A	Sk	Yds	Int	Yds	Lg	TD	PD	FF	FR	Yds	TD
2008	South Carolina	4	0	5	2	3	0.0	0.0	0	0	0	0	0	0	1	0	0
2009	South Carolina	12	8	35	22	13	0.0	0.0	0	0	0	0	2	0	0	0	0
2010	South Carolina	12	11	70	38	32	2.5	17.0	1	37	37t	1	4	2	1	0	0
2011	South Carolina	12	12	88	55	33	1.0	5.0	3	44	25t	1	2	4	3	56	1
College Totals		40	31	198	117	81	3.5	22.0	4	81	37t	2	8	6	4	56	1



56

LINEBACKER

HEIGHT: 6'5"

WEIGHT: 270

AGE: 23 (as of opening weekend)

HOMETOWN: Mobile, AL

HIGH SCHOOL: Davidson (AL) HS

COLLEGE: Arkansas

HOW ACQUIRED: FA (08/02/12)

EXPERIENCE: NFL: 1st • JETS: 1st

Damario Ambrose

NY

PRO CAREER

- 2011 undrafted free agent signed by SL and waived following training camp.

NY

CAREER TRANSACTIONS

- 08/02/12, NYJ, Signed
- 09/03/11, SL, Waived
- 07/29/11, SL, Signed, Undrafted FA

NY


BEFORE THE NFL

- In four years at Arkansas, played in 48 games, amassing 88 tackles (55 solos), 6.5 sacks, and 13.0 tackles for a loss.
- Started all 13 games his senior season, logging 33 tackles, 6.5 sacks and 3.5 tackles for a loss.
- Earned second-team all-region honors as a senior at Davidson (AL) HS after recording 69 tackles, three sacks and four forced fumbles despite being injured for portions of the season.

NY

OFF THE FIELD

- Majored in business education.
- Pitched for the baseball team at Davidson (AL) HS.



16

WIDE RECEIVER

HEIGHT: 5'11"

WEIGHT: 184

AGE: 23 (as of opening weekend)

HOMETOWN: Tracy, CA

HIGH SCHOOL: Merrill F. West (CA) HS

COLLEGE: Troy

HOW ACQUIRED: FA (08/07/12)

EXPERIENCE: NFL: Rookie • JETS: 1st

Stanley ARUKWE
pronounced: a-R00-kway

NY

PRO CAREER

- 2012 undrafted free agent signed by ARZ and released during training camp.

NY

CAREER TRANSACTIONS

- 08/07/12, NYJ, Signed, FA
- 08/01/12, ARZ, Waived
- 05/11/12, ARZ, Signed, Undrafted FA

NY

BEFORE THE NFL

- Played football for one year at Troy after running track at Modesto (CA) Junior College and caught 12 passes for 231 yards in 12 games during the 2011 season.
- An all-state selection at Merrill F. West (CA) HS.

NY

OFF THE FIELD

- Medaled in the 100m, 200m and 4x100m relay at the 2010 Sun Belt Track & Field Championships.
- Majored in criminal justice.



32

SAFETY

HEIGHT: 5-11

WEIGHT: 205

AGE: 23 (as of opening weekend)

HOMETOWN: Lexington, NC

HIGH SCHOOL: West Davidson (NC) HS

COLLEGE: Wake Forest

HOW ACQUIRED: D6a (187), 2012 NFL Draft

EXPERIENCE: NFL: Rookie • JETS: 1st

Josh BUSH

Follow Josh

@JBush

NY

PRO CAREER

- Selected by the Jets with the first of their three sixth-round picks in the 2012 NFL Draft.

NY

CAREER TRANSACTIONS

- 04/28/12, NYJ, D6a (187)

NY

BEFORE THE NFL

- Saw action at both safety and cornerback, starting 29-of-46 games, notching 134 tackles, seven interceptions, 16 passes defended and a fumble recovery in his college career.
- Started all 13 games and was named All-ACC first team as he returned to the safety position...Collected 59 tackles and six interceptions.
- Returned to corner for his junior season, and logged 33 tackles and four passes defended in starting eight-of-11 games.
- Moved to free safety, where he started six-of-10 games and registered 25 tackles, one interception and three passes defended.
- As a redshirt freshman, appeared in 12 games, missing the Eagle-Bank Bowl with a shoulder injury...Posted 17 tackles, four passes defended and a fumble recovery.

- Redshirted as a true freshman.
- Named Davidson County Defensive Player of the Year in 2006 as a senior and was also a three-time all-conference selection and two-time all-county choice at West Davidson (NC) HS...Amassed more than 3,200 career all-purpose yards on offense, playing wide receiver until moving to quarterback his senior season...Threw for 676 yards as a senior, rushed for 642 yards and averaged 44.9 yards on 11 kickoff returns...Intercepted six passes as a senior playing safety...Tore his ACL as a sophomore, but played through the injury.

NY

OFF THE FIELD

- Communications major.
- All-conference baseball player as a junior in high school.

Collegiate Career

Year	Team	GP	GS	TT	S	A	Sk	Yds	Int	Yds	Lg	TD	PD	FF	FR	Yds	TD
2008	Wake Forest	12	2	17	14	3	0.0	0.0	0	0	0	0	4	0	1	0	0
2009	Wake Forest	10	6	25	19	6	0.0	0.0	1	61	61	0	3	0	0	0	0
2010	Wake Forest	11	8	33	24	9	0.0	0.0	0	0	0	0	4	0	0	0	0
2011	Wake Forest	13	13	59	41	18	0.0	0.0	6	115	54	0	5	0	0	0	0
College Totals		46	29	134	98	36	0.0	0.0	7	176	61	0	16	0	1	0	0



63

GUARD

HEIGHT: 6-3

WEIGHT: 296

AGE: 24 (as of opening weekend)

HOMETOWN: Austell, GA

HIGH SCHOOL: South Cobb (GA) HS

COLLEGE: South Carolina

HOW ACQUIRED: Undrafted FA (05/18/12)

EXPERIENCE: NFL: Rookie • JETS: 1st

Terrence **CAMPBELL**

Follow Terrence

@Tcamp6011

NY

PRO CAREER

- Signed by the Jets as an undrafted free agent.

NY

CAREER TRANSACTIONS

- 05/18/12, NYJ, Signed, Undrafted FA

NY

BEFORE THE NFL

- Initially enrolled as defensive end before redshirting his freshman year...Started 25-of-38 games on the offensive line, starting games at both guard positions...Received a medical redshirt in 2009.
- First-team all-county honoree was selected to the North-South All-Star team as a defensive end in HS...Helped South Cobb (GA) HS to a 9-2 record and a regional title.

NY

OFF THE FIELD

- Has a degree in retailing.



59

LONG SNAPPER

HEIGHT: 6-3

WEIGHT: 237

AGE: 24 (as of opening weekend)

HOMETOWN: Burlington, CT

HIGH SCHOOL: St. Paul's (CT) HS

COLLEGE: Connecticut

HOW ACQUIRED: FA (05/02/12)

EXPERIENCE: NFL: 1st • JETS: 1st

Derek CHARD

Follow Derek

@chardersauce

NY

PRO CAREER

- A former undrafted free agent signing by PIT, who spent time with the Steelers in training camp in 2011.

NY

CAREER TRANSACTIONS

- 05/02/12, NYJ, Signed, FA
- 08/05/11, PIT, Waived
- 07/27/11, PIT, Signed, Undrafted FA

NY

BEFORE THE NFL

- Handled the long snapping duties in his final two seasons at Connecticut...Saw action in 25 career games, finishing with seven tackles on special teams...Named team's Special Teams Player of the Year as a senior...Reshirted as a true freshman and did not see any game action in the following season.
- Lettered in football, basketball and baseball at St. Paul's (CT) HS and was the team captain for all three sports...Named All-Conference at linebacker and earned the team's Hustle Award.

NY

OFF THE FIELD

- Finance major with minors in communications and economics.
- Class vice president in high school and a member of both the National Honor Society and Spanish National Honor Society.
- Named All-Academic Big East and made the Dean's list.
- Worked at Merrill Lynch in Hartford, CT and has his Series 7, 66 as well as his life and health insurance licenses.
- Nominee for the Burlsworth Trophy, presented to college football's most outstanding player who began his career as a walk-on.
- 2011 Hampshire Honor Society member and CPIA Student-Athlete award winner.
- Is a black belt in Tae Kwon Do.



87

WIDE RECEIVER

HEIGHT: 6'3"

WEIGHT: 195

AGE: 24 (as of opening weekend)

HOMETOWN: Seaside, CA

HIGH SCHOOL: Seaside (CA) HS

COLLEGE: Weber State

HOW ACQUIRED: UDFA (08/07/12)

EXPERIENCE: NFL: Rookie • JETS: 1st

Joseph **COLLINS**

NY

PRO CAREER

- Signed with the Jets as an undrafted free agent in 2012 after he was not selected in the 2011 NFL Draft... Spent part of the 2012 preseason with the CFL's Hamilton Tri-Cats before being released.

NY

CAREER TRANSACTIONS

- 08/07/12, NYJ, Signed, Undrafted FA

NY

BEFORE THE NFL

- Started 19-of-23 games, catching 109 passes for 1,501 yards and 10 touchdowns in two seasons at Weber State.
- As a senior, earned unanimous 2010 Big Sky All-Conference First-Team honors after logging 61 receptions for 1,046 yards and six touchdowns.
- Was a two-year starter at Seaside (CA) HS.

NY

OFF THE FIELD

- Majored in criminal justice with a focus in corrections.



98

DEFENSIVE END

HEIGHT: 6-6

WEIGHT: 290

AGE: 22 (as of opening weekend)

HOMETOWN: Kinston, NC

HIGH SCHOOL: Hargrave Military Academy

COLLEGE: North Carolina

HOW ACQUIRED: D1 (16), 2012 NFL Draft

EXPERIENCE: NFL: Rookie • JETS: 1st

Quinton COPLES

Follow Quinton

@QueCesar

NY

CAREER HIGHLIGHTS

- Selected with the 16th overall pick by the Jets in the first round of the 2012 NFL Draft...Became the third-consecutive defensive player drafted in the first round by the Jets, following CB Kyle Wilson (2010) and DE Muhammad Wilkerson (2011).

NY

CAREER TRANSACTIONS

- 04/26/12, NYJ, D1 (16)

NY

BEFORE THE NFL

- Finished his career at North Carolina with starts in 26-of-50 games and registered 144 tackles, 40.5 of which were for loss, 24 sacks, four passes defensed, five forced fumbles and two fumble recoveries...Became the first defensive lineman at North Carolina to be selected to consecutive All-ACC first-teams since Julius Peppers in 2000 and 2001.
- Returned to defensive end as a senior and earned first-team All-ACC honors...Finished the season fourth on the team with 55 tackles and led the team in both tackles for losses (15.5) and sacks (7.5)...Ranked third in the ACC with three forced fumbles...Recovered a fumble, broke up two passes and had seven quarterback hurries.
- Moved from defensive end to defensive tackle his junior season...Earned first-team All-ACC honors and was named second-team All-America by Scout.com...Played in all 13 games, and made 12 starts, ranking third in the ACC and 16th in the country in sacks

per game...Finished fourth on the team with 59 total tackles and had a team-high 12 quarterback pressures, two pass breakups and two forced fumbles...In the school's Music City Bowl win over Tennessee, finished with six tackles, including 1.5 sacks, two quarterback hurries and one forced fumble.

- Finished his sophomore season with 22 tackles, including 6.5 tackles for loss and five sacks appearing in 12 games with one start.
- Had eight tackles, 3.5 for a loss, 1.5 sacks and one fumble recovery as a true freshman...Missed the season opener but saw action in the next 12 consecutive games, including the Meineke Car Care Bowl.
- SuperPrep All-America and named as *Atlanta Journal-Constitution* Super Southern 100...Played in the U.S. Army All-America game...Transferred to Hargrave Military in Virginia for his senior season and led team with eight sacks...Had 63 tackles and seven sacks as a junior at Kinston High School.

NY

OFF THE FIELD

- Re-joins former Hargrave Military Academy teammate Muhammad Wilkerson as both became first-round picks by the Jets on the defensive line in successive seasons (2011, 2012).
- Communications major.

Collegiate Career

Year	Team	GP	GS	TT	S	A	Sk	Yds	Int	Yds	Lg	TD	PD	FF	FR	Yds	TD
2008	North Carolina	12	0	8	6	2	1.5	5.0	0	0	0	0	0	0	1	0	0
2009	North Carolina	12	1	22	12	10	5.0	36.0	0	0	0	0	0	0	0	0	0
2010	North Carolina	13	12	59	33	26	10.0	73.0	0	0	0	0	2	2	0	0	0
2011	North Carolina	13	13	55	29	26	7.5	51.0	0	0	0	0	2	3	1	0	0
College Totals		50	26	144	80	64	24.0	165.0	0	0	0	0	4	5	2	0	0



69

TACKLE

HEIGHT: 6-6

WEIGHT: 310

AGE: 23 (as of opening weekend)

HOMETOWN: Orono, MN

HIGH SCHOOL: Orono High School

COLLEGE: North Dakota State

HOW ACQUIRED: Undrafted FA (07/12/12)

EXPERIENCE: NFL: Rookie • JETS: 1st

Paul CORNICK

NY

PRO CAREER

- Signed by the Jets as an undrafted free agent after attending the rookie mini-camp as a tryout player.

NY

CAREER TRANSACTIONS

- 07/12/12, NYJ, Signed, Undrafted FA

NY

BEFORE THE NFL

- Started 24 of 49 games at North Dakota State where he blocked for D.J. McNorton and Sam Ojuir, who ran for 1,000 yards each in the same season...Helped North Dakota State secure their first Division I FCS National Championship in 2012.
- In his final season, earned 2011 FCS Senior Scout Bowl Preseason North second-team All-America honors, Walter Camp FCS first-team All-America honors, AFCA FCS Coaches' first-team All-America honors and *Associated Press* FCS first-team All-America honors...Named *College Sporting News* Offensive Lineman of the year.
- As a junior, earned a spot on the All-Missouri Valley Football Conference second-team and was two-time 2010 MVFC Offensive Lineman of the week.

NY

OFF THE FIELD

- Named to the Missouri Valley Football Conference honor roll.



49

LINEBACKER

HEIGHT: 6-2

WEIGHT: 239

AGE: 23 (as of opening weekend)

HOMETOWN: Brandon, MS

HIGH SCHOOL: Brandon HS

COLLEGE: Arkansas State

HOW ACQUIRED: D3 (77), 2012 NFL Draft

EXPERIENCE: NFL: Rookie • JETS: 1st

Demario DAVIS

Follow Demario

@YouAreFree146

NY

PRO CAREER

- Drafted by the Jets in the third round of the 2012 NFL Draft.

NY

CAREER TRANSACTIONS

- 04/27/12, NYJ, D3 (77)

NY

BEFORE THE NFL

- Started the final 37 games of his 48-game career at Arkansas State, and recorded 230 tackles (129 solo), including seven sacks and 22.5 tackles for loss...Caused five fumbles and recovered three others, returning one 53 yards for a touchdown...Deflected seven passes and intercepted four others, including a 75-yard touchdown vs. Iowa in 2009.
- Earned All-American Super Sleeper Team honors from The NFL Draft Report as a senior, as the All-Sun Belt Conference first-team selection was regarded as the best pro prospect in the league by that scouting information service...Shifted to weakside outside linebacker, starting all 13 games...Registered a career-high 10 tackles for loss...Ranked second on the team with 70 tackles (31 solo) and collected three sacks...Recovered one fumble, deflected four passes and intercepted another.
- As a junior, started all 12 games at outside linebacker, as he registered 63 tackles (37 solo), a sack and 3.5 tackles for loss...Recovered a fumble and caused two others...He also deflected one pass and intercepted two others...Saw action as a receiver, catching a pair of tosses for 16 yards.

- Took over as starting linebacker as a sophomore, leading the team with a career-high 80 tackles (51 solo)...Credited with three sacks and eight tackles for a loss...Caused three fumbles and deflected a pass...Returned an interception 75 yards for a touchdown and was named Sun Belt Conference Player of the Week vs. Florida International, as he came up with two sacks, a forced fumble and eight tackles.
- Appeared in 11 games as a reserve, posting 17 tackles, including one for a loss and a pass deflection...Recovered a fumble that he returned 53 yards for a touchdown vs. Texas Southern.
- Redshirted as a true freshman.
- Played mostly on offense as a receiver during his first two years at Brandon (MS) HS before he moved to linebacker as a senior, recording 81 tackles with six interceptions to help lead school to its 14th playoff appearance in 16 years.

NY

OFF THE FIELD

- Earned his bachelor's degree in communications.
- Named as a member of the Arkansas State's Athletic Director's Honor Roll and Sun Belt Conference Academic Honor Roll multiple times.
- He was a cousin of the late Steve McNair, the former quarterback for the Oilers/Titans and Ravens.

Collegiate Career

Year	Team	GP	GS	TT	S	A	Sk	Yds	Int	Yds	Lg	TD	PD	FF	FR	Yds	TD
2008	Arkansas State	11	0	17	10	7	0.0	0.0	0	0	0	0	1	0	1	53t	1
2009	Arkansas State	12	12	80	51	29	3.0	27.0	1	75	75t	1	1	3	0	0	0
2010	Arkansas State	12	12	63	37	26	1.0	7.0	2	10	5	0	1	2	1	0	0
2011	Arkansas State	13	13	70	31	39	3.0	28.0	1	27	27	0	4	0	1	0	0
College Totals		48	37	230	129	101	7.0	62.0	4	112	75t	1	7	5	3	53t	1



44

LINEBACKER

HEIGHT: 6-2

WEIGHT: 226

AGE: 23 (as of opening weekend)

HOMETOWN: Upper Marlboro, MD

HIGH SCHOOL: Fork Union Military Academy

COLLEGE: North Alabama

HOW ACQUIRED: Undrafted FA (05/04/12)

EXPERIENCE: NFL: Rookie • JETS: 1st

Marcus DOWNTIN

Follow Marcus

@MarcusDowntin

NY

PRO CAREER

- Signed by the Jets as an undrafted free agent following the 2012 NFL draft.

NY

CAREER TRANSACTIONS

- 05/04/12, NYJ, Signed, Undrafted FA

NY

BEFORE THE NFL

- Spent the first three years at Georgia before transferring to North Alabama for the 2011 season...Combined to start 18-of-47 games and amassed 246 tackles, 7.5 sacks, two interceptions, five passes defended, five forced fumbles and one fumble recovery.
- In his only season at North Alabama, led the club with 115 tackles, nine tackles-for-loss, four sacks and four forced fumbles, while also collecting an interception, three passes defended and a fumble recovery...Twice named Gulf South Conference Player of the Week.
- Started two of 11 games in his final season at Georgia, posting 57 tackles, 1.5 sacks, one interception and one pass defended as a junior.

- As a sophomore, registered 57 tackles, two sacks and one pass defended as he started four-of-11 games.
- Played in all 13 games as a true freshman at Georgia and notched 17 tackles and a forced fumble.
- His senior year at Fork Union HS, registered 76 tackles, nine for loss, three fumble recoveries, two sacks and one interception to go along with 1,202 yards rushing and 15 touchdowns on 121 carries (9.9 yards per carry) playing as both a linebacker and running back...As a junior at Georgetown Prep, finished with 92 tackles and rushed for 1,132 yards...Spent sophomore year at Bishop McNamara and tallied 126 tackles and two interceptions in seven games.

NY

OFF THE FIELD

- Pre-business/management information systems major.

Collegiate Career

Year	Team	GP	GS	TT	S	A	Sk	Yds	Int	Yds	Lg	TD	PD	FF	FR	Yds	TD
2008	Georgia	13	0	17	9	8	0.0	0.0	0	0	0	0	0	1	0	0	0
2009	Georgia	11	4	57	24	33	2.0	13.0	0	0	0	0	1	0	0	0	0
2010	Georgia	11	2	57	31	26	1.5	10.0	1	1	1	0	1	0	0	0	0
2011	North Alabama	12	12	115	58	57	4.0	18.0	1	23	23	0	3	4	1	0	0
College Totals		47	18	246	122	124	7.5	41.0	2	24	23	0	5	5	1	0	0



34

CORNERBACK

HEIGHT: 6-1

WEIGHT: 195

AGE: 22 (as of opening weekend)

HOMETOWN: Cleveland, OH

HIGH SCHOOL: Glenville (OH) HS

COLLEGE: Boston College

HOW ACQUIRED: Undrafted FA (05/04/12)

EXPERIENCE: NFL: Rookie • JETS: 1st

Donnie **FLETCHER**

Follow Donnie

@DFletcher4

NY

PRO CAREER

- Signed by the Jets as an undrafted free agent following the 2012 NFL draft.

NY

CAREER TRANSACTIONS

- 05/04/12, NYJ, Signed, Undrafted FA

NY

BEFORE THE NFL

- Finished his college career with starts in 30-of-51 games and collected 178 tackles, 11 interceptions, 11 passes defended, two fumble recoveries and one-half sack.
- Posted 35 tackles and two interceptions as a senior, starting 10-of-11 games.
- Tied for 11th in the nation with five interceptions and posted a high of 56 tackles his junior season.
- Earned *Associated Press* All-Ohio second-team honors as a high school senior and registered 105 tackles and five interceptions, posting 12 passes defended, two forced fumbles and two fumble recoveries.

NY

OFF THE FIELD

- Full name is Donnie Levert Fletcher III.
- Teammates with fellow Jets DB Royce Adams at Glenville (OH) HS.

Collegiate Statistics

Year	Team	GP	GS	TT	S	A	Sk	Yds	Int	Yds	Lg	TD	PD	FF	FR	Yds	TD
2008	BC	14	4	36	25	11	0.0	0.0	3	0	0	0	2	0	0	0	0
2009	BC	13	3	51	35	16	0.5	0.0	1	9	9	0	1	0	1	0	0
2010	BC	13	13	56	43	13	0.0	0.0	5	49	19	0	3	0	1	0	0
2011	BC	11	10	35	21	14	0.0	0.0	2	0	0	0	5	0	0	0	0
Career Totals		51	30	178	124	54	0.5	0.0	11	58	19	0	11	0	2	0	0



42

RUNNING BACK

HEIGHT: 6-0

WEIGHT: 239

AGE: 23 (as of opening weekend)

HOMETOWN: DeKalb, TX

HIGH SCHOOL: DeKalb HS

COLLEGE: Baylor

HOW ACQUIRED: D6b (2012), 2012 NFL Draft

EXPERIENCE: NFL: Rookie • JETS: 1st

Terrance GANAWAY

Follow Terrance

@RepChrist24

NY

PRO CAREER

- Selected in the sixth-round of the 2012 NFL Draft with a compensatory selection.

NY

CAREER TRANSACTIONS

- 04/28/12, NYJ, D6b* (2012)

* Jets acquired D6 (2012) as a compensatory selection

DID YOU KNOW?

When the Jets selected former Baylor Bears Terrance Ganaway and Robert Griffin with successive picks, it became the second time in franchise history the team had selected two players from the same school on consecutive selections. The first time was 36 years ago, when Lou Holtz, in his one draft as the Jets' head coach, selected the Buckey twins, Don, a wide receiver, at Number 326 overall, and Dave, a quarterback, at Number 327 (the pick coming from the Eagles), out of North Carolina State on back-to-back picks in Round 12 of the 1976 draft. Don played in four Jets games while Dave never played in the NFL.

NY

BEFORE THE NFL

- As a senior at Baylor, played in every game, starting 12 contests and set or tied 12 school records, including; most 200-yard rushing games (three) for a season and career; most rushing yards (1,547) in a season, rushing yards-per-game (119.0), rushing touchdowns (21), total touchdowns (22), points scored (132), consecutive 100-yard rushing games (three, tied) and rushing yards as a senior (1,547); along with game marks for rushing touchdowns (five, tied), longest rush (89 yards), rushing attempts (42) and all-purpose attempts (42)...Named the Most Valuable Player of the 2011 Alamo Bowl.
- Appeared in all 13 games as a junior and rushed for 295 yards

and a pair of touchdowns on 46 carries...Earned first-team Academic All-District VI honors from ESPN/CoSIDA.

- Enrolled at Baylor in 2009, reuniting with former Houston Cougars coach Art Briles...Played in all 12 games and totaled 200 yards rushing with five touchdowns on 68 carries.
- Spent a year at Texarkana College, but did not compete in football in 2008.
- Originally enrolled at the University of Houston where he became one of only two true freshman to play for Cougars in 2007...Appeared in 13 games, making one start and finished second on the team with 109 carries for 550 yards (5.05 ypc) and six touchdowns.
- A two-time East Texas Class 2A Player of the Year selection and named "Mr. Football" for Class 2A Texas High Schools and was chosen the Team Texas Overall "Most Outstanding Running Back" (all classifications) by TexasHSFootball.com as a senior...In addition, he received APSE Class 2A Texas Offensive Player of the Year honors after rushing for 2,815 yards on 320 carries (8.4 ypc) and 36 touchdowns...Finished his high school career with 6,587 yards rushing, which ranked 26th all-time in Texas high school history, as he piled up a total of 78 touchdowns, including 73 rushing scores.

NY

OFF THE FIELD

- Graduated in December 2010 with a degree in general studies... Named multiple times to the Dean's List and the Big 12 Commissioner's Academic Honor Roll.
- Member of the National Honor Society and Student Council in high school.
- His uncle, Jeremiah Trotter, was a former All-Pro in the NFL who played 11 seasons with PHI, WAS and TB.

Collegiate Statistics

Year	Team	GP	GS	Rushing					Receiving				
				Rush	Yds	Avg	Lg	TD	Rec	Yds	Avg	Lg	TD
2007	Houston	13	1	109	550	5.0	60	6	0	0	-	-	0
2009	Baylor	12	1	68	200	2.9	22	5	2	37	18.5	24	0
2010	Baylor	13	0	46	295	6.4	28	2	4	44	11.0	22	0
2011	Baylor	13	12	250	1,547	6.2	89	21	6	52	8.7	17	1
Career Totals		51	14	473	2,592	5.5	89	34	12	133	11.1	24	1



75

GUARD

HEIGHT: 6-6

WEIGHT: 330

AGE: 22 (as of opening weekend)

HOMETOWN: Euless, TX

HIGH SCHOOL: Trinity (TX) HS

COLLEGE: Baylor

HOW ACQUIRED: D6c (203), 2012 NFL Draft

EXPERIENCE: NFL: Rookie • JETS: 1st

Robert GRIFFIN

Follow Robert

@7RobertGriffin5

NY

PRO CAREER

- Selected in the sixth-round of the 2012 NFL Draft with a compensatory selection.

NY

CAREER TRANSACTIONS

- 04/28/12, NYJ, D6c* (203)

* Jets acquired D6 (203) as a compensatory selection

DID YOU KNOW?

When the Jets selected former Baylor Bears Terrance Ganaway and Robert Griffin with successive picks, it became the second time in franchise history the team had selected two players from the same school on consecutive selections. The first time was 36 years ago, when Lou Holtz, in his one draft as the Jets' head coach, selected the Buckey twins, Don, a wide receiver, at Number 326 overall, and Dave, a quarterback, at Number 327 (the pick coming from the Eagles), out of North Carolina State on back-to-back picks in Round 12 of the 1976 draft. Don played in four Jets games while Dave never played in the NFL.

NY

BEFORE THE NFL

- Played in 26 games in his two seasons at Baylor making 22 starts, 12 at right guard and 10 at right tackle...Started 12-of-13 games as a senior, all at right guard, and earned All-Big 12 honors.
- Transferred in 2010 after playing two years at Navarro Junior College in Corsicana (TX)...Helped Navarro to 11-1 record and Number three national ranking in final NJCAA poll as sophomore in 2009...Named 2009 honorable-mention All-SWJCFC.
- Two-time All-District 7-5A honoree on defensive line at Trinity (TX) HS...Listed on *Dallas Morning News* Area Top 100 as senior in 2007...Helped lead school to a 15-1 record and 2007 Division I state championship as senior...Helped Trojans to 26-2 record in final two seasons.

NY

OFF THE FIELD

- Full name is Robert Torrez Griffin.
- General studies major.



61

DEFENSIVE TACKLE

HEIGHT: 6-4

WEIGHT: 285

AGE: 24 (as of opening weekend)

HOMETOWN: Freehold, NJ

HIGH SCHOOL: Freehold HS

COLLEGE: Delaware

HOW ACQUIRED: Undrafted FA (06/22/12)

EXPERIENCE: NFL: Rookie • JETS: 1st

Matt **HARDISON**

NY

PRO CAREER

- Signed with the Jets after participating in rookie mini-camp in May 2012.

NY

CAREER TRANSACTIONS

- 6/22/12, NYJ, Undrafted FA

NY

BEFORE THE NFL

- In two seasons at Delaware, played in 24 games, recording 29 tackles, including 6.5 for a loss.
- Posted 15 tackles, 3.5 for a loss, as a senior, starting five-of-nine games he played in.
- In 2010, appeared in all 15 games, collecting 14 tackles, including

three for a loss...Also saw action on special teams.

- Spent three seasons at Rutgers, and did not see any game action.
- Played defensive end, linebacker, tight end, and appeared on special teams at Freehold (NJ) High School...During his senior season, recorded 80 tackles, five sacks and two forced fumbles as a linebacker and caught 10 passes for 150 yards at tight end.... Earned PrepStar All-East selection and all-district Honors...Also played basketball and participated in track and field.

NY

OFF THE FIELD

- Born Matthew Hardison.
- Sociology major.



71

DEFENSIVE LINE

HEIGHT: 6-4

WEIGHT: 350

AGE: 23 (as of opening weekend)

HOMETOWN: Lake Charles, LA

HIGH SCHOOL: Lake Charles Boston HS

COLLEGE: William Penn

HOW ACQUIRED: Undrafted FA (05/04/12)

EXPERIENCE: NFL: Rookie • JETS: 1st

Damon HARRISON

Follow Damon

@BigDame900

NY

PRO CAREER

- Signed as an undrafted free agent with the Jets following the 2012 NFL Draft.

NY

CAREER TRANSACTIONS

- 05/04/12, NYJ, Signed, Undrafted FA

DID YOU KNOW?

The only player from William Penn to play in the NFL was Wilbur Young, a defensive end for KC, SD and WAS who played 12 seasons from 1971-82.

NY

BEFORE THE NFL

- Started all 44 games he played at William Penn, logging 224 tackles, six sacks, four forced fumbles, three fumble recoveries and four passes defended.

- As a senior, posted 60 tackles, two forced fumbles and career-best three sacks as he started all 11 games.
- Named second-team All-Midwest after he registered 47 tackles, two sacks, two fumble recoveries and two passes defended as he started all 10 games as a junior.
- Started all 12 games as a sophomore and collected a career-best 70 tackles, while posting a sack and fumble recovery...Named second-team All-Midwest.
- Started all 11 games and collected 47 tackles, two forced fumbles and two passes defended.
- Only played football as senior in high school but was named a first-team all-district selection and first-team All-Southwest Louisiana...Named the team's Offensive and Defensive MVP, as well as the team's Offensive Lineman of the Year.

NY

OFF THE FIELD

- Physical education major.

Collegiate Statistics

Year	Team	GP	GS	TT	S	A	Sk	Yds	Int	Yds	Lg	TD	PD	FF	FR	Yds	TD
2008	William Penn	11	11	47	30	17	0.0	0.0	0	0	0	0	2	2	0	0	0
2009	William Penn	12	12	70	32	38	1.0	5.0	0	0	0	0	0	0	1	0	0
2010	William Penn	10	10	47	23	24	2.0	7.0	0	0	0	0	2	0	2	0	0
2011	William Penn	11	11	60	25	35	3.0	15.0	0	0	0	0	0	2	0	0	0
Career Totals		44	44	224	110	114	6.0	27.0	0	0	0	0	4	4	3	0	0



84

WIDE RECEIVER

HEIGHT: 6-4

WEIGHT: 215

AGE: 21 (as of opening weekend)

HOMETOWN: Lithonia, GA

HIGH SCHOOL: Miller Grove (GA) HS

COLLEGE: Georgia Tech

HOW ACQUIRED: D2 (43), 2012 NFL Draft

EXPERIENCE: NFL: Rookie • JETS: 1st

Stephen HILL

Follow Stephen

@_StephenHill_



CAREER TRANSACTIONS

- 04/27/12, NYJ, D2* (43)

*Jets acquired 2012 D2 (43) from SEA for 2012 D2 (45 - Bobby Wagner), D5 (154 - Korey Toomer) and D7 (232 - Greg Scruggs)



BEFORE THE NFL

- Started 23-of-38 games and finished with 49 receptions for 1,248 yards (25.5 yards per catch) and nine touchdowns...Carried 12 times for 147 yards (12.2 ypr) and one score.
- If he had enough receptions to qualify, he would have led the FBS in average yards per catch and his 25.47 average yards per reception fell .06 yards short of former Jets WR Wesley Walker's 25.56 average at California. His average of 55.22 yards gained per scoring grab (nine for 497 yards) bested the previous NCAA career-record of 45.80 yards by Charles Johnson of Colorado (15 for 687 yards; 1990-93).
- Received All-Atlantic Coast Conference first-team honors as a junior, as his average of 29.29 yards per reception was the best for any player in the FBS...Averaged 64 yards per touchdown reception, topping the old NCAA season mark...Started all 13 games and led the team with a career-best 28 receptions for 820 yards

and five touchdowns...Delivered 55 knockdown blocks with nine resulting in touchdowns for the run-heavy offense.

- Started nine-of-12 games in his sophomore season, catching 15 passes for 291 yards and three touchdowns in an offense that produced just 83.92 passing yards per game...Produced eight touchdown-resulting blocks and 53 knockdowns.
- Played in 13 games as a true freshman, making his only start vs. North Carolina...Caught six passes for 137 yards and a touchdown, adding 84 yards and a score on five rushing attempts.
- Earned *Atlanta Journal-Constitution* and Georgia High School Athletic Association Class 4A All-State honorable mention as a senior...Lettered three times in football...As a junior, he had 24 receptions for 500 yards and eight touchdowns in 2007...Followed that performance with 30 catches for 577 yards and eight scores for a team that went 5-4-1 in 2008, as he earned All-Class 6-AAAA and All-Region honors, in addition to being named his team's Most Valuable Player...That year, he also had touchdowns on a 95-yard kickoff return and a 68-yard fumble return.



OFF THE FIELD

- Set the Georgia state record in the long jump (25' 8-3/4").
- Sociology major.

Career Collegiate Statistics

Year	Team	GP	GS	Receiving					Rushing				
				Rec	Yds	Avg	Lg	TD	Att	Yds	Avg	Lg	TD
2009	Georgia Tech	13	1	6	137	22.8	53	1	5	84	16.8	26	1
2010	Georgia Tech	12	9	15	291	19.4	79	3	3	34	11.3	16	0
2011	Georgia Tech	13	13	28	820	29.3	82	5	4	29	7.3	24	0
College Totals		38	23	49	1248	25.5	82	9	12	147	12.3	26	1



8

WIDE RECEIVER

HEIGHT: 6'4"

WEIGHT: 220

AGE: 22 (as of opening weekend)

HOMETOWN: St. Louis, MO

HIGH SCHOOL: De Smet Jesuit (Mo) HS

COLLEGE: Missouri

HOW ACQUIRED: FA (08/02/12)

EXPERIENCE: NFL: Rookie • JETS: 1st

Wes KEMP



Follow Wes

@WesleyAKemp

NY

PRO CAREER

- 2012 undrafted free agent signed by CAR and released prior to training camp.

NY

CAREER TRANSACTIONS

- 08/02/12, NYJ, Signed, FA
- 06/11/12, CAR, Waived
- 05/11/12, CAR, Signed, Undrafted FA

NY

BEFORE THE NFL

- In four seasons at Missouri, started 39-of-46 games and had 92 receptions for 1,222 yards and 11 touchdowns.
- As a senior, pulled in 29 receptions for 369 yards and tied for a team-high five touchdown grabs.
- Had 127 catches for 2,632 yards and 25 touchdowns at De Smet (MO) Jesuit HS... Led team to Missouri Class 6 state championship as a sophomore.

NY

OFF THE FIELD

- Graduated from Missouri with a degree in business.



64

GUARD

HEIGHT: 6-3

WEIGHT: 297

AGE: 23 (as of opening weekend)

HOMETOWN: Palo Alto, CA

HIGH SCHOOL: Palo Alto HS

COLLEGE: San Jose State

HOW ACQUIRED: Undrafted FA (05/07/12)

EXPERIENCE: NFL: R • JETS: 1st

Fred KOLOTO

pronounced: KAH-low-toe

Follow Fred

@Tha_Fred_Ko

NY

PRO CAREER

- Signed as an undrafted free agent by the Jets after attending their rookie mini-camp as a tryout player.

NY

CAREER TRANSACTIONS

- 05/07/12, NYJ, Signed, Undrafted FA

NY

BEFORE THE NFL

- Played both left guard and left tackle at San Jose State and started 32 of the 43 games in a five-year career.
- Started all nine games at left guard in which he played as a senior in 2011.
- As a junior, played in eight games, starting at left guard in the season finale...Saw most of his action as a reserve left guard and back-up at left tackle.
- One of only four players, and the only offensive player, to start in all 12 games as a sophomore.
- Played in the first three games and started at left guard in two contests before injuring his back and receiving a medical redshirt.

- As a true freshman, played in 11 games and had eight starts, starting at left tackle in the last seven games of the season...One of three freshmen who finished 2007 as an offensive line starter...Helped San Jose State rank third in the WAC for fewest sacks allowed.
- A two-time all-state selection at Palo Alto (CA) HS and was named a first-team all-state choice by CalHiSports...Named to PrepStar's All-West Region team, a first-team All-Central Coast Section and a *San Francisco Chronicle* first-team All-Metro pick...A CalHiSports second-team pick for small schools, a first-team All-Central Coast Section and second-team All-Metro choice, and Offensive Lineman of the Year as a junior.

NY

OFF THE FIELD

- Child development major.
- 2009 Academic All-WAC selection as a redshirt sophomore.
- Grew up in Samoa, returning to the US when he was 13-years old.



76

TACKLE

HEIGHT: 6-4

WEIGHT: 306

AGE: 25 (as of opening weekend)

HOMETOWN: Burlington, NJ

HIGH SCHOOL: Holy Cross (NJ) HS

COLLEGE: Penn State

HOW ACQUIRED: FA (01/12/11)

EXPERIENCE: NFL: 1st • JETS: 3rd

Dennis LANDOLT

Follow Dennis

@DennisLandolt

NY

PRO CAREER

- Begins his third season with the Jets after spending parts of the previous two seasons as a member of their practice squad.

NY

CAREER TRANSACTIONS

- 01/02/12, NYJ, Signed, Reserve/Future
- 10/31/11, NYJ, Signed, Practice Squad
- 10/18/11, NYJ, Terminated from Practice Squad
- 10/05/11, NYJ, Signed, Practice Squad
- 09/03/11, NYJ, Waived
- 01/24/11, NYJ, Signed, Reserve/Future
- 01/12/11, NYJ, Signed, Practice Squad
- 12/21/10, SF, Signed, Practice Squad
- 10/19/10, NYG, Terminated from Practice Squad
- 09/15/10, NYG, Signed, Practice Squad
- 09/04/10, NYG, Waived
- 04/30/10, NYG, Signed, Undrafted FA

NY

BEFORE THE NFL

- Started the last 39 games he played at Penn State, splitting time between right and left tackle.
- As a senior, was named first-team All-Big Ten and third-team Associated Press All-America as part of a line that allowed only 17 sacks in 13 games.
- Was selected first-team All-State and also to the *Philadelphia Inquirer's* all-decade all-South New Jersey team after not allowing a sack in three high school seasons and collecting 60 tackles and eight sacks as a senior at Holy Cross (NJ) HS.

NY

OFF THE FIELD

- Full name is Dennis Patrick Landolt.
- Also excelled in wrestling, finishing third in the state championships as a senior in high school.
- Earned degrees in supply chain and information systems and economics from Penn State.
- His brother, Kevin, was a defensive tackle at West Virginia and was drafted by JAX in the fourth round of the 1999 NFL Draft.



43

TIGHT END

HEIGHT: 6-7

WEIGHT: 258

AGE: 23 (as of opening weekend)

HOMETOWN: Bountiful, UT

HIGH SCHOOL: Viewmont (UT) HS

COLLEGE: Utah State

HOW ACQUIRED: FA (05/31/12)

EXPERIENCE: NFL: Rookie • JETS: 1st

Tarren LLOYD

NY

PRO CAREER

- Signed by CAR as an undrafted FA following the 2012 NFL Draft, joining the Jets after being waived.

NY

CAREER TRANSACTIONS

- 05/31/12, NYJ, Signed, FA
- 05/16/12, CAR, Waived
- 05/11/12, CAR, Signed, Undrafted FA

NY

BEFORE THE NFL

- Serving mostly as a blocking tight end at Utah State, finished his career with starts in 16-of-39 games played and caught 25 passes for 280 yards and four touchdowns...As a senior made 10 starts

in 13 games and totaled highs of 12 receptions and two touchdowns...Blocked for RB Robert Turbin who finished 10th in FBS in rushing with 1,517 yards...Redshirted as a true freshman.

- Played both tight end and defensive end in HS...Also a two-year letterwinner in track, baseball and basketball.

NY

OFF THE FIELD

- Parents, Tary and Carmen Lloyd, and has three brothers and a sister.
- Exercise science major.
- Enjoys spending time outdoors hunting, fishing, camping and hiking.



27

SAFETY

HEIGHT: 6'1"

WEIGHT: 195

AGE: 22 (as of opening weekend)

HOMETOWN: Union, SC

HIGH SCHOOL: Union HS

COLLEGE: Coastal Carolina

HOW ACQUIRED: Undrafted FA 08/02/12

EXPERIENCE: NFL: Rookie • JETS: 1st

Marcus **LOTT**

NY

PRO CAREER

- Signed by the Jets as an undrafted free agent after attending the Redskins and Giants rookie mini-camp as a tryout player.

NY

CAREER TRANSACTIONS

- 08/02/12, NYJ, Signed, Undrafted Free Agent

NY

BEFORE THE NFL

- In four seasons at Coastal Carolina, he started 35-of-44 games, compiling 184 tackles, five interceptions and 24 passes defended.
- As a senior, Lott was named 2011 Big South Football Scholar-Athlete of the Year and recorded 41 tackles, four passes defended and two forced fumbles.

NY

OFF THE FIELD

- Earned a degree in Education graduating with a 3.86 GPA.



41

DEFENSIVE BACK

HEIGHT: 6-1

WEIGHT: 208

AGE: 22 (as of opening weekend)

HOMETOWN: Celina, TX

HIGH SCHOOL: Celina HS

COLLEGE: Penn State

HOW ACQUIRED: Undrafted FA (05/04/12)

EXPERIENCE: NFL: Rookie • JETS: 1st

D'Anton LYNN

NY

PRO CAREER

- Signed by the Jets as an undrafted free agent following the 2012 NFL Draft.

NY

CAREER TRANSACTIONS

- 05/04/12, NYJ, Signed, Undrafted FA

NY

BEFORE THE NFL

- Stepped into the starting line-up as a sophomore at Penn State and started 37-of-47 games in his college career...Posted 162 tackles, one half-sack, four interceptions, 18 passes defended and one fumble recovery.
- Registered 49 tackles and one interception and a career-best eight passes defended as a senior, as he started 11-of-12 games.
- As a junior, earned honorable-mention All-Big Ten honors for the second straight year...For the season, he was second on the team with 75 tackles, including 2.5 tackles for loss...In addition to his three interceptions, he had four pass breakups and a fumble recovery...Instrumental in Penn State ranking second in the Big Ten and Number 16 in the nation in pass defense.
- Won a starting assignment at cornerback as a sophomore and garnered honorable-mention All-Big Ten accolades and was instrumental in Penn State's Top 10 defense...Posted 35 tackles, eighth on the team and tops among cornerbacks...Also registered 3.5 tackles for loss, a half-sack and five pass breakups.

- One of four true freshmen to see action during the Big Ten championship season.
- Played defensive back, linebacker, quarterback, running back and wide receiver at Celina (TX) HS helping them win the 2007 Texas Class 3A Division 2 state championship with a 16-0 record, after finishing runner-up with a 15-1 record the year before...Earned *Associated Press* Class 3A first-team all-state accolades as a senior...A team captain, Lynn recorded 60 tackles and intercepted five passes in 2007, returning two for touchdowns...As a junior, missed most of the season with an injury, but gained 337 rushing yards, recorded 57 tackles, forced two fumbles and recovered a pair of fumbles and was named first-team all-area.

NY

OFF THE FIELD

- Full name is Anthony Ray Lynn II.
- Father, Anthony, is the running backs coach with the Jets and a two-time Super Bowl champion running back with DEN...He spent seven seasons in the NFL with DEN and SF.
- Communications, arts and sciences major.

Collegiate Statistics

Year	Team	GP	GS	TT	S	A	Sk	Yds	Int	Yds	Lg	TD	PD	FF	FR	Yds	TD
2008	Penn State	9	0	3	1	2	0.0	0.0	0	0	0	0	1	0	0	0	0
2009	Penn State	13	13	35	26	9	0.5	4.0	0	0	0	0	5	0	0	0	0
2010	Penn State	13	13	75	38	37	0.0	0.0	3	58	58	0	4	0	1	0	0
2011	Penn State	12	11	49	32	17	0.0	0.0	1	0	0	0	8	0	0	0	0
Career Totals		47	37	162	97	65	0.5	4.0	4	58	58	0	18	0	1	0	0



18

WIDE RECEIVER

HEIGHT: 6-1

WEIGHT: 175

AGE: 23 (as of opening weekend)

HOMETOWN: San Diego, CA

HIGH SCHOOL: University City (CA) HS

COLLEGE: Hawai'i

HOW ACQUIRED: Undrafted FA (05/07/12)

EXPERIENCE: NFL: Rookie • JETS: 1st

Royce POLLARD

Follow Royce

@r0Po_speakZ

NY

PRO CAREER

- Signed as an undrafted free agent after participating in Jets rookie mini-camp as a tryout player this offseason.

NY

CAREER TRANSACTIONS

- 05/07/12, NYJ, Signed, Undrafted FA

NY

BEFORE THE NFL

- Named second-team All-WAC as a senior and participated in the Casino Del Sol Bowl all-star game...Played and started in 12 games at wide receiver...Led the team with 1,011 yards receiving and finished second with 71 receptions...Ranked fourth in the WAC and 34th nationally in receiving yards per game (84.3) and sixth in the WAC and 39th nationally in receptions per game (5.9)...Tied for team lead in scoring with eight touchdowns.
- As a junior, started all 14 games at wide receiver...Tallied 64 catches for 901 yards and seven touchdowns...Ranked sixth in the WAC in receptions per game (4.6) and receiving yards per game (64.4)...Caught a TD pass in each of the last five games of the season and in seven of 14 games overall.

- Appeared in eight games, making two starts as a sophomore... Totaled 15 receptions for 157 yards...Returned 13 kickoffs for a 22.1 average.
- Saw action in eight games as a redshirt freshman...Caught four passes for 71 yards.
- Lettered four years in track and two each in football and basketball in at University City (CA) HS...Named all-league first-team in football...*San Diego Union-Tribune* scholar-athlete.

NY

OFF THE FIELD

- Political science major.

Collegiate Statistics

Year	Team	GP	GS	Receiving					Kickoff Returns				
				Rec	Yds	Avg	Lg	TD	No	Yds	Avg	Lg	TD
2008	Hawai'i	8	0	4	71	17.8	29	0	0	0	-	-	0
2009	Hawai'i	8	2	15	157	10.5	21	0	13	287	22.1	47	0
2010	Hawai'i	14	14	64	901	14.1	41	7	3	55	18.3	24	0
2011	Hawai'i	12	12	71	1011	14.2	53	8	0	0	-	-	0
Career Totals		42	28	154	2140	13.9	53	15	16	342	21.4	47	0



21

CORNERBACK

HEIGHT: 5-11

WEIGHT: 187

AGE: 24 (as of opening weekend)

HOMETOWN: Cincinnati, OH

HIGH SCHOOL: LaSalle (OH) HS

COLLEGE: Ohio

HOW ACQUIRED: Undrafted FA (07/27/11)

EXPERIENCE: NFL: 1st • JETS: 2nd

Julian POSEY

Follow Julian

@PokitfulofPosey

NY

CAREER HIGHLIGHTS

- After joining the Jets as an undrafted free agent last season, Posey spent all 17 weeks on the team's practice squad before signing as a reserve/future free agent.

NY

CAREER TRANSACTIONS

- 01/02/12, NYJ, Signed, Reserve/Future
- 09/05/11, NYJ, Signed, Practice Squad
- 09/03/11, NYJ, Waived
- 07/27/11, NYJ, Undrafted FA

NY

SEASON-BY-SEASON REVIEW

2011 (JETS) Spent all 17 weeks as a member of the Jets practice squad.

NY

BEFORE THE NFL

- Finished career at Ohio with 139 tackles, four interceptions and two forced fumbles.
- As a fifth-year senior, appeared in 13 games...Registered 46 tackles, 35 solo and 11 assisted...Defended 12 passes.

- Received two varsity letters for football at LaSalle (OH) HS... Named first-team All-Greater Catholic League South...Additionally, he received three varsity letters for track.

NY

OFF THE FIELD

- Majored in Health Services Administration.
- Brother, Devier, was selected by HST in the third-round of the 2012 NFL Draft.
- Cousin, Greg Jones, plays LB for NYG after joining them as a sixth-round pick in 2011, while uncle, Clint Haslerig, played RB in the NFL for WAS, BUF, MIN and the Jets from 1974-76.



19

WIDE RECEIVER

HEIGHT: 6-3

WEIGHT: 207

AGE: 25 (as of opening weekend)

HOMETOWN: Savannah, GA

HIGH SCHOOL: Windsor Forest (GA) HS

COLLEGE: Duke

HOW ACQUIRED: FA (10/19/11)

EXPERIENCE: NFL: 1st • JETS: 2nd

Eron RILEY

NY

CAREER HIGHLIGHTS

- Spent time on the practice squads of BLT, CAR, DEN and the Jets after entering the NFL as an undrafted FA with BLT in 2009.
- Made his NFL debut last season, appearing in one game at DEN (11/17/11).

NY

CAREER TRANSACTIONS

- 01/02/12, NYJ, Signed, Reserve/Future
- 12/29/11, NYJ, Signed, Practice Squad
- 12/27/11, NYJ, Waived
- 10/19/11, NYJ, Signed from DEN Practice Squad
- 09/05/11, DEN, Signed, Practice Squad
- 09/03/11, DEN, Waived
- 01/03/11, DEN, Signed, Reserve/Future
- 10/19/10, DEN, Signed, Practice Squad
- 10/12/10, CAR, Terminated from Practice Squad
- 10/08/10, CAR, Signed, Practice Squad
- 09/04/10, BLT, Waived
- 01/08/10, BLT, Signed, Reserve/Future
- 09/07/09, BLT, Signed, Practice Squad
- 09/05/09, BLT, Waived
- 05/08/09, BLT, Undrafted FA

NY

SEASON-BY-SEASON REVIEW

2011 (JETS) Joined the Jets active roster prior to their Week Seven game vs. SD (10/23) after spending the first six weeks of the season as a member of the DEN practice squad...Spent seven weeks on the active roster for the Jets, dressing for two games and appearing in one. **SEASON HIGHLIGHTS: (at DEN 11/17)**...Made his NFL debut but did not record any statistics.

NY

BEFORE THE NFL

- Played 45 career games (40 starts) at Duke, compiling 144 receptions for 2,413 yards (16.8 avg.) with 22 touchdowns...Returned 11 kickoffs for 256 yards (23.3 avg.)...Finished his career ranked seventh in Duke history in receptions, second in receiving yards and third in touchdown catches...Received second-team All-Atlantic Coast Conference honors as a junior and received numerous preseason All-ACC accolades as a senior...Holds Duke's single-season record for receiving average (20.8 in 2007), and his four touchdown receptions against Navy (9/22/07) as a junior set the school's single-game mark...Also tied for third in Duke's record books with six 100-yard receiving games.
- Attended Windsor Forest (NC) HS where he was a PrepStar All-Region selection as a senior...Also played basketball in high school.

NY

OFF THE FIELD

- Son of Eric and Phyllis Riley.
- Graduated with a degree in sociology from Duke.



47

LINEBACKER

HEIGHT: 6-4

WEIGHT: 260

AGE: 23 (as of opening weekend)

HOMETOWN: Yucaipa, CA

HIGH SCHOOL: Yucaipa HS

COLLEGE: Nevada

HOW ACQUIRED: Undrafted FA (05/04/12)

EXPERIENCE: NFL: Rookie • JETS: 1st

Brett ROY

Follow Brett

@BrettRoy47

NY

PRO CAREER

- Signed by the Jets as an undrafted free agent following the 2012 NFL Draft.

NY

CAREER TRANSACTIONS

- 05/04/12, NYJ, Signed, Undrafted FA

NY

BEFORE THE NFL

- Started 27-of-50 career games at Nevada, amassing 149 tackles, 18 sacks, 39 tackles for loss, nine passes defended, one forced fumble and one fumble recovery...He ranks fourth in school history in sacks and fifth in tackles for loss.
- Named first-team All-American by *Sports Illustrated* and first-team All-WAC after posting 66 tackles, 10 sacks—tied for fourth in school history—and 21 tackles for loss as a senior...He ranked eighth in the country in both sacks and tackles for loss.
- In high school, was a three-year letterman in football and also lettered twice in basketball and once in track and field...Team captain in all three sports...Was a first-team all-league selection and was named the CBL Athlete of the Year.

NY

OFF THE FIELD

- Earned his degree in speech communication.
- Recipient of Nevada's 2011-12 Doc Martie & Ruth I. Russell Award as the school's top male senior student athlete.

Collegiate Statistics

Year	Team	GP	GS	TT	S	A	Sk	Yds	Int	Yds	Lg	TD	PD	FF	FR	Yds	TD
2008	Nevada	10	0	11	7	4	0.0	0.0	0	0	0	0	0	1	0	0	0
2009	Nevada	13	0	22	14	8	0.0	0.0	0	0	0	0	0	0	0	0	0
2010	Nevada	14	14	50	28	22	8.0	57.0	0	0	0	0	3	0	0	0	0
2011	Nevada	13	13	66	37	29	10.0	36.0	0	0	0	0	6	0	1	0	0
Career Totals		50	27	149	86	63	18.0	93.0	0	0	0	0	9	1	1	0	0



9

QUARTERBACK

HEIGHT: 6-3

WEIGHT: 210

AGE: 23 (as of opening weekend)

HOMETOWN: Franklin Lakes, NJ

HIGH SCHOOL: Don Bosco (NJ) Prep

COLLEGE: Tennessee

HOW ACQUIRED: Undrafted FA (05/07/12)

EXPERIENCE: NFL: Rookie • JETS: 1st

Matt SIMMS

NY

PRO CAREER

- Signed as an undrafted free agent following an invite to rookie mini-camp as a tryout player (05/07/12).

NY

CAREER TRANSACTIONS

- 05/07/12, NYJ, Signed, Undrafted FA

NY

BEFORE THE NFL

- Connected on 303-of-536 passes for 3,968 yards, 25 touchdowns and 21 interceptions in stops at Louisville, El Camino (CA) JC and Tennessee...Compiled a 10-10 record as a starter, appearing in 30 games total.
- As a senior, appeared in seven games, making starts against top ranked and number two ranked Alabama.
- Enrolled at Tennessee in January of 2010 and saw action in 11 games as a junior, making eight starts...Completed 113-of-195 passes for 1,406 yards, eight touchdowns and five interceptions.
- Transferred to El Camino (CA) Junior College as a sophomore and completed 159-of-269 passes for 2,204 yards, 17 touchdowns and 12 interceptions, compiling an 8-2 record.

- Initially enrolled at Louisville, redshirted his freshman year and appeared in two games.
- Threw for more than 6,000 yards and 60 touchdowns in his HS career, including passing for more than 2,000 yards and 20 touchdowns as a senior leading Don Bosco Prep to the New Jersey State Title and a perfect 12-0 record...Named first-team all-state by the *Associated Press* as a junior...Participated in U.S. Army All-American Bowl, completing 4-of-7 passes for 30 yards.

NY

OFF THE FIELD

- Father, Phil, was a Super Bowl winning quarterback with NYG, while brother, Chris, spent eight seasons in the NFL with TB, TEN and DEN and is currently a coaching assistant with NE.

Collegiate Career

Year	Team	Record	GP	GS	Att	Cmp	Pct	Yds	Yds/Att	TD	Int	Lg	Rating
2008	Louisville	-	2	0	10	4	40.0	39	4.00	0	1	19	52.8
2009	El Camino (CA)	8-2	10	10	269	159	59.1	2,204	8.19	17	12	80	139.9
2010	Tennessee	2-6	11	8	195	113	57.9	1,406	7.21	8	5	72	129.3
2011	Tennessee	0-2	7	2	62	27	43.5	319	5.15	0	3	44	77.1
College Totals		10-10	30	20	536	303	56.5	3,968	7.40	25	21	80	126.3



82

TIGHT END

HEIGHT: 6-6

WEIGHT: 255

AGE: 27 (as of opening weekend)

HOMETOWN: Penrith, Australia

HIGH SCHOOL: Blue Mountains (Australia)

COLLEGE: Metropolitan State - Denver

HOW ACQUIRED: FA (04/09/12)

EXPERIENCE: NFL: Rookie • JETS: 1st

Hayden **SMITH**



Follow Hayden

@Hayden_Smith_

NY

PRO CAREER

- Signed by the Jets as a free agent after tryouts with the Jets and NO.

NY

CAREER TRANSACTIONS

- 04/09/12, NYJ, Signed, FA

NY

BEFORE THE NFL

- Signed with Saracens, an English rugby team prior to the 2008-09 season...In 2012, won 18 caps for the United States national team and the Premiership with Saracens.
- Moved to the United States in 2002 to play college basketball at Metropolitan State in Denver before switching to rugby...He was selected by coach Scott Johnson to play for the United States National Team.

NY

OFF THE FIELD

- Graduated from Metropolitan State with a degree in finance.



40

CORNERBACK

HEIGHT: 5-11

WEIGHT: 185

AGE: 22 (as of opening weekend)

HOMETOWN: Mt. Pleasant, SC

HIGH SCHOOL: Pinewood (SC) Prep

COLLEGE: Furman

HOW ACQUIRED: Undrafted FA (05/04/12)

EXPERIENCE: NFL: Rookie • JETS: 1st

Ryan STEED

Follow Ryan

@TheNobleSteed_1

NY

PRO CAREER

- Signed as an undrafted free agent following the 2012 NFL Draft.

NY

CAREER TRANSACTIONS

- 05/04/12, NYJ, Signed, Undrafted FA

NY

BEFORE THE NFL

- In four years at Furman, saw action in 45 games, starting the final 33...Registered 180 tackles, one sack, 14 interceptions, three of which he returned for touchdowns, 24 passes defended, four forced fumbles and four fumble recoveries, while also blocking three kicks.
- Played quarterback, running back, wide receiver, and cornerback and also served as a return specialist, earning all-region, *Charleston Post & Courier* second-team All-Low Country, and all-state honors as a quarterback his senior year...Rushed for 696 yards and 11 touchdowns and passed for 579 yards and nine TDs...Registered four interceptions...Named Shrine All-Star Classic Outstanding Defensive Player-of-the-Game.

NY

OFF THE FIELD

- Played on three SCISA state championship basketball teams in HS and earned all-region, all-state, and state all-tournament team honors his sophomore and junior years.
- Born Ryan Justin Steed.
- Majored in Health Sciences.



36

RUNNING BACK

HEIGHT: 6'1"

WEIGHT: 218

AGE: 23 (as of opening weekend)

HOMETOWN: Baton Rouge, LA

HIGH SCHOOL: Catholic HS

COLLEGE: Stanford

HOW ACQUIRED: Waivers (08/08/12)

EXPERIENCE: NFL: Rookie • JETS: 1st

Jeremy STEWART

NY

PRO CAREER

- Waived by the Philadelphia Eagles after signing as an undrafted free agent on 04/29/12.

NY

CAREER TRANSACTIONS

- 08/08/12, NYJ, Claimed off waivers
- 08/07/12, PHI, Waived
- 04/29/12, PHI, Signed Undrafted FA

NY

BEFORE THE NFL

- Rushed for 920 yards and 14 touchdowns on 209 carries in addition to catching 18 passes for 123 yards and a touchdown during his collegiate career at Stanford.
- Posted a 20.7 kickoff return average on 30 returns.
- In his senior season, rushed 55 times for 257 yards and a career high nine touchdowns.
- As a senior at Catholic (LA) HS, helped his team to a 13-1 record and a state semi-final game. Also finished third in the state in the 300 meter hurdles.

NY

OFF THE FIELD

- Graduated with a degree in management science.
- Son of Gloria and John.



22

CORNERBACK

HEIGHT: 6'0"

WEIGHT: 190

AGE: 23 (as of opening weekend)

HOMETOWN: Canton, OH

HIGH SCHOOL: Canton South (OH) HS

COLLEGE: Ohio State

HOW ACQUIRED: FA (08/01/12)

EXPERIENCE: NFL: 1st • JETS: 1st

Devon TORRENCE

Follow Devon

@DeVonTorrance

NY

PRO CAREER

- 2011 undrafted free agent signing by MIN, who was released following training camp and spent two weeks on the CIN practice squad.

NY

CAREER TRANSACTIONS

- 08/01/12, NYJ, Signed, FA
- 01/02/12, CIN, Released from Practice Squad
- 12/19/11, CIN, Signed, Practice Squad
- 09/03/11, MIN, Waived
- 07/27/11, MIN, Signed, Undrafted FA

NY

BEFORE THE NFL

- A two-year starter for the Buckeyes, played in 36 games in his career, amassing 98 tackles, six interceptions and six forced fumbles.
- As a senior started all 13 games, recording 52 tackles, two interceptions, one forced fumble and a blocked kick.
- Scored 48 touchdowns and gained more than 3,000 all-purpose yards at Canton South (OH) HS... Received all-Ohio honors as a junior.

NY

OFF THE FIELD

- Selected by the Houston Astros in the 16th round of the 2007 MLB Draft and spent three summers with the organization.



17

WIDE RECEIVER

HEIGHT: 6-0

WEIGHT: 215

AGE: 24 (as of opening weekend)

HOMETOWN: Cleveland, OH

HIGH SCHOOL: North Ridgeville (OH) HS

COLLEGE: Western Michigan

HOW ACQUIRED: D7b (244), 2012 NFL Draft

EXPERIENCE: NFL: Rookie • JETS: 1st

Jordan WHITE

Follow Jordan

@_JordanWhite

NY

PRO CAREER

- Selected by the Jets with their second seventh-round selection in the 2012 NFL Draft.

NY

CAREER TRANSACTIONS

- 04/28/12, NYJ, D7b* (244)
- * Jets acquired D7 (244) as a compensatory selection

NY

BEFORE THE NFL

- Set new MAC career receiving yards record and tied for career receptions after finishing his college career with 306 receptions for 4,187 yards and 32 touchdowns...Started 32-of-43 career games.
- Granted a sixth year of eligibility by the NCAA after the 2010 season...Finished his senior year with 140 receptions for 1,911 yards and 17 touchdowns...Finished as the school's season record holder in receiving yards, receptions, TDs and 100-yard games...Set WMU bowl records for receiving yards (265) and tied for receptions (13)...Biletnikoff Award semifinalist for the second consecutive season...Named AFCA All-America, Walter Camp Football Foundation All-America, SI.com All-America and Yahoo Sports All-America.

- First-team All-MAC and Biletnikoff Award semifinalist...Joined with Juan Nunez to become first receiving duo with more than 90 receptions and 10 TDs in a season in WMU or MAC history... Member of first tandem to earn first team All-MAC in same season at WMU (third in MAC history) and only second 1,000-yard receiving tandem in WMU history.
- Redshirted in 2006 and 2008 due to injury.
- Registered 51 receptions for 646 yards, 21 carries for 352 yards, scoring 15 total touchdowns at North Ridgeville (OH) HS...Logged a 38.9 yards per punt average...Named first-team All-Lorain County as a junior and senior ...Also first-team all-district and honorable-mention all-state... Named team MVP.

NY

OFF THE FIELD

- Has a degree in advertising and promotion and is pursuing his MBA.

Collegiate Statistics

Year	Team	GP	GS	Receiving					Punt Returns				
				Rec	Yds	Avg	Lg	TD	No.	Yds	Avg	Lg	TD
2007	Western Michigan	9	0	19	217	11.4	50	1	0	0	-	-	0
2009	Western Michigan	9	7	53	681	12.8	54	4	0	0	-	-	0
2010	Western Michigan	12	12	94	1,378	14.7	74	10	21	131	6.2	22	0
2011	Western Michigan	13	13	140	1,911	13.7	61	17	17	222	13.1	64	0
Career Totals		43	32	306	4,187	13.7	74	32	38	353	9.3	64	0

2011 REVIEW



N E W Y O R K J E T S



2011 REGULAR SEASON STATISTICS

Won 8, Lost 8

9/11/2011	W	27- 24	Dallas Cowboys
9/18/2011	W	32- 3	Jacksonville Jaguars
9/25/2011	L	24- 34	at Oakland Raiders
10/2/2011	L	17- 34	at Baltimore Ravens
10/9/2011	L	21- 30	at New England Patriots
10/17/2011	W	24- 6	Miami Dolphins
10/23/2011	W	27- 21	San Diego Chargers
11/6/2011	W	27- 11	at Buffalo Bills
11/13/2011	L	16- 37	New England Patriots
11/17/2011	L	13- 17	at Denver Broncos
11/27/2011	W	28- 24	Buffalo Bills
12/4/2011	W	34- 19	at Washington Redskins
12/11/2011	W	37- 10	Kansas City Chiefs
12/18/2011	L	19- 45	at Philadelphia Eagles
12/24/2011	L	14- 29	New York Giants
1/1/2012	L	17- 19	at Miami Dolphins

	New York Jets	Opponent
Total First Downs	301	272
Rushing	92	83
Passing	173	167
Penalty	36	22
3rd Down: Made/Att	74/213	69/211
3rd Down Pct.	34.7%	32.7%
4th Down: Made/Att	4/11	1/10
4th Down Pct.	36.4%	10.0%
Possession Avg.	30:49	29:11
Total Net Yards	4989	4993
Avg. Per Game	311.8	312.1
Total Plays	1030	993
Avg. Per Play	4.8	5.0
Net Yards Rushing	1692	1777
Avg. Per Game	105.8	111.1
Total Rushes	443	451
Net Yards Passing	3297	3216
Avg. Per Game	206.1	201.0
Sacked/Yards Lost	40/245	35/198
Gross Yards	3542	3414
Attempts/Completions	547/310	507/275
Completion Pct.	56.7%	54.2%
Had Intercepted	18	19
Punts/Average	92/42.7	92/45.0
Net Punting Avg.	38.8	37.8
Penalties/Yards	102/849	110/966
Fumbles/Ball Lost	25/16	25/12
Touchdowns	45	39
Rushing	14	17
Passing	26	15
Returns	5	7

Score By Periods	Q1	Q2	Q3	Q4	OT	Pts
Team	61	123	75	118	0	377
Opponents	94	90	79	100	0	363

Scoring	TD	Ru	Pa	Rt	PAT	FG	2Pt	Pts
N.Folk	0	0	0	0	44/44	19/25	0	101
P.Burruss	8	0	8	0	0/0	0/0	0	48
S.Holmes	8	0	8	0	0/0	0/0	0	48
M.Sanchez	6	6	0	0	0/0	0/0	0	36
S.Greene	6	6	0	0	0/0	0/0	0	36
D.Keller	5	0	5	0	0/0	0/0	0	30
L.Tomlinson	3	1	2	0	0/0	0/0	0	18
D.Revis	1	0	0	1	0/0	0/0	0	6
D.Harris	1	0	0	1	0/0	0/0	0	6
P.Turner	1	0	1	0	0/0	0/0	0	6
J.McKnight	1	0	0	1	0/0	0/0	0	6
J.Conner	1	1	0	0	0/0	0/0	0	6
I.Trufant	1	0	0	1	0/0	0/0	0	6
M.Slauson	1	0	0	1	0/0	0/0	0	6
J.Kerley	1	0	1	0	0/0	0/0	0	6
J.Baker	1	0	1	0	0/0	0/0	0	6
M.Wilkerson	0	0	0	0	0/0	0/0	0	2
S.Pouha	0	0	0	0	0/0	0/0	0	2
Team	45	14	26	5	44/44	19/25	0	377
Opponents	39	17	15	7	38/38	29/30	1	363

2-Pt. Conversions: Team 0/ 0, Opponents: 1/ 1

Sacks: A.Maybin 6.0, D.Harris 5.0, B.Scott 4.5, C.Pace 4.5, J.Westerman 3.5, M.Wilkerson 3.0, E.Smith 2.5, M.Dixon 1.5, S.Pouha 1.0, D.Strickland 1.0, R.Pitoitua 1.0, M.Devito 1.0, B.Pool 0.5

Team: 35.0, Opponents: 40.0

Passing	Att	Cmp	Yds	Cmp%	Yds/Att	TD
M.Sanchez	543	308	3474	56.7%	6.4	26
J.Kerley	1	1	41	100.0%	41.0	0
M.Brunell	3	1	27	33.3%	9.0	0
L.Tomlinson	0	0	0	0.0%	0.0%	0
Team	547	310	3542	56.7%	6.5	26
Opponents	507	275	3414	54.2%	6.7	15

Rushing	No.	Yds	Avg	Long	TD
S.Greene	253	1054	4.2	31	6
L.Tomlinson	75	280	3.7	20	1
J.McKnight	43	134	3.1	11	0
M.Sanchez	37	103	2.8	25	6
J.Conner	13	44	3.4	13	1
J.Kerley	5	28	5.6	16	0
S.Holmes	3	27	9.0	23	0
B.Powell	13	21	1.6	6	0
A.Cromartie	1	1	1.0	1	0
Team	443	1692	3.8	31	14
Opponents	451	1777	3.9	70t	17

Receiving	No.	Yds	Avg	Long	TD
D.Keller	65	815	12.5	41	5
S.Holmes	51	654	12.8	38t	8
P.Burruss	45	612	13.6	30	8
L.Tomlinson	42	449	10.7	74	2
S.Greene	30	211	7.0	36	0
J.Kerley	29	314	10.8	38	1
J.McKnight	13	139	10.7	27	0
D.Mason	13	115	8.8	30	0
P.Turner	8	96	12.0	25	1
M.Mulligan	5	58	11.6	41	0
J.Baker	3	27	9.0	17	1
J.Cumberland	2	35	17.5	33	0
J.Conner	2	9	4.5	9	0
B.Powell	1	7	7.0	7	0
M.Slauson	1	1	1.0	1	0
Team	310	3542	11.4	74	26
Opponents	275	3414	12.4	99t	15

Interceptions	No.	Yds	Avg	Long	TD
D.Revis	4	184	46.0	100t	1
A.Cromartie	4	105	26.3	42	0
D.Harris	4	55	13.8	35t	1
K.Wilson	2	13	6.5	10	0
J.Mauga	1	11	11.0	11	0
C.Pace	1	8	8.0	8	0
E.Smith	1	2	2.0	2	0
J.Leonhard	1	0	0.0	0	0
B.Pool	1	0	0.0	0	0
Team	19	378	19.9	100t	2
Opponents	18	382	21.2	73t	3

Punting	No	Yds	Avg	Net	TB	In	Lg	B
T.Conley	92	3926	42.7	38.8	6	32	63	0
Team	92	3926	42.7	38.8	6	32	63	0
Opponents	91	4141	45.0	38.2	10	34	67	1

Punt Returns	Ret	FC	Yds	Avg	Long	TD
J.Kerley	29	16	317	10.9	53	0
J.Leonhard	9	5	83	9.2	15	0
J.McKnight	5	0	26	5.2	12	0
A.Cromartie	1	0	0	0.0	0	0
Team	44	21	426	9.7	53	0
Opponents	32	31	241	7.5	25	0

Kickoff Returns	No.	Yds	Avg	Long	TD
J.McKnight	34	1073	31.6	107t	1
A.Cromartie	17	417	24.5	46	0
J.Baker	3	60	20.0	29	0
J.Conner	2	29	14.5	18	0
M.Mulligan	1	20	20.0	20	0
K.Wilson	1	17	17.0	17	0
J.Kerley	1	15	15.0	15	0
D.Revis	1	3	3.0	3	0
G.McIntyre	1	0	0.0	0	0
P.Turner	1	-1	-1.0	-1	0
Team	62	1633	26.3	107t	1
Opponents	61	1291	21.2	67	0

Field Goals	1-19	20-29	30-39	40-49	50+
N.Folk	0/ 0	5/ 6	6/ 6	5/ 7	3/ 6
Team	0/ 0	5/ 6	6/ 6	5/ 7	3/ 6
Opponents	0/ 0	9/ 9	7/ 7	7/ 7	6/ 7

Fumbles Lost: M.Sanchez 8, J.McKnight 2, A.Cromartie 2, S.Holmes 1, D.Keller 1, J.Kerley 1, G.McIntyre 1 **Total: 16**

Opponent Fumble Recoveries: S.Pouha 2, E.Lankster 2, E.Smith 1, M.Cole 1, M.Dixon 1, J.Westerman 1, B.Scott 1, C.Pace 1, J.Leonhard 1, B.Pool 1 **Total: 12**

TD%	Int	Int%	Long	Sack/ Lost	Rating
4.8%	18	3.3%	74	39/ 243	78.1
0.0%	0	0.0%	41	0/ 0	118.8
0.0%	0	0.0%	27	0/ 0	67.4
0.0%	0	0.0%	0	1/ 2	0.0
4.8%	18	3.3%	74	40/ 245	78.4
3.0%	19	3.7%	99t	35/ 198	69.6

2011 DEFENSIVE STATS

DEFENSIVE STATISTICS

Player	Totals	Tackles	Assists	TFL	Sacks/Yds	QH	INT/Yds	PD	FF	FR/Yds
David Harris	117	78	39	4	5/21.0	10	4/55	5	-	-
Eric Smith	115	84	31	2	2.5/21.0	4	1/2	4	-	1/0
Calvin Pace	90	60	30	10	4.5/16.0	17	1/8	1	2	1/0
Bart Scott	77	48	29	5	4.5/28.0	7	-	1	1	1/9
Jim Leonhard*	60	37	23	1	-	3	1/0	7	1	1/3
Darrelle Revis	56	49	7	1	-	-	4/184	24	-	-
Sione Pouha	55	38	17	2	1/11.0	2	-	4	1	2/0
Muhammad Wilkerson	53	29	24	9	3/24.0	9	-	2	1	-
Antonio Cromartie	46	38	8	-	-	-	4/105	12	1	-
Kyle Wilson	42	36	6	1	-	1	2/13	7	-	-
Brodney Pool	37	26	11	-	0.5/4.0	4	1/0	3	-	1/33
Jamaal Westerman	36	17	19	8	3.5/23.0	9	-	-	-	1/0
Mike DeVito	34	21	13	2	1/1.0	5	-	-	2	-
Donald Strickland	27	20	7	-	1/7.0	4	-	4	-	-
Josh Mauga	21	15	6	-	-	-	1/11	-	-	-
Ropati Pitoitua	18	10	8	3	1/6.0	4	-	-	-	-
Aaron Maybin	15	10	5	6	6/32.0	24	-	-	4	-
Marcus Dixon	14	9	5	4	1.5/4.0	6	-	-	1	1/0
Bryan Thomas*	13	9	4	4	-	1	-	1	-	-
Garrett McIntyre	10	6	4	1	-	1	-	-	-	-
Kenrick Ellis	6	2	4	1	-	-	-	-	-	-
Tracy Wilson	4	1	3	-	-	-	-	-	-	-
Marquice Cole	3	2	1	-	-	1	-	-	-	1/0
Martin Tevaseu	3	1	2	-	-	-	-	-	-	-
Nick Bellore	2	1	1	-	-	-	-	-	-	-
TOTALS	954	647	307	64	35/198.0	112	19/378	75	14	10/45

Misc. Tackles: 17 (4, Brandon Moore, 12/11, 12/18, 1/1, 1/1 2, D'Brickshaw Ferguson, 9/11, 10/23; 2, Shonn Greene, 9/18, 12/18; 2, Dustin Keller, 9/18, 11/13; 2, Santonio Holmes, 11/27, 12/18; 2, Mark Sanchez, 10/2, 1/1; Nick Mangold, 12/24; Joe McKnight, 11/6; LaDainian Tomlinson, 9/11)

Misc. Forced Fumbles: 0

Own Fumble Recoveries: 6 (D'Brickshaw Ferguson, 11/6; Shonn Greene, 10/2; Joe McKnight, 10/17; Matthew Mulligan, 9/11; Mark Sanchez, 11/17; Matt Slauson, 11/17)

Touchdowns: 2 (David Harris 35-yd int, 10/3; Darrelle Revis 100-yd int, 10/17)

Safeties: 3 (Intentional Grounding, 11/13; Sione Pouha, 12/11; Muhammad Wilkerson, 9/18)

SPECIAL TEAMS TACKLES

Player	Totals	Tackles	Assists
Nick Bellore	31	22	9
Josh Mauga	20	14	6
Jamaal Westerman	19	11	8
Garrett McIntyre	18	13	5
Donald Strickland	15	11	4
Eric Smith	14	8	6
Isaiah Trufant	12	8	4
Marquice Cole	11	8	3
Ellis Lankster	9	9	-
Patrick Turner	9	6	3
Tracy Wilson	7	4	3
Brodney Pool	6	3	3
Emanuel Cook	5	4	1
Joe McKnight	3	1	2
Josh Baker	2	1	1
Tanner Purdum	2	1	1
Bart Scott	2	1	1
Kyle Wilson	2	1	1
Aaron Maybin	2	-	2
Matthew Mulligan	2	-	2
Gerald Alexander	1	1	-
TJ Conley	1	1	-
Jeff Cumberland*	1	1	-
TOTALS	194	129	65

SPECIAL TEAMS BIG PLAYS

Touchdowns:	2 Isaiah Trufant (vs. DAL, 9/11) Joe McKnight (107-yd KR at BLT, 10/2)
Blocked Punts:	1 Joe McKnight (vs. DAL, 9/11)
Blocked Punt Returns:	1 Isaiah Trufant (vs DAL, 9/11)
Blocked Field Goals:	0
Blocked FG Returns:	0
Blocked Extra Point:	0
Forced Fumbles:	4 Joe McKnight (at BLT, 10/2) Garrett McIntyre (at WAS, 12/4) Garrett McIntyre (vs. KC, 12/11) Jamaal Westerman (at PHI, 12/18)
Fumble Recoveries:	2 Ellis Lankster (at PHI, 12/18)

Key: TFL= Tackles for Loss, QH = Quarterback Hurries; INT = Interception; FF = Forced Fumble; FR = Fumble Recovery; PD = Pass Defensed; **Italics** = Player did not finish season with team, * = Injured Reserve

2011 FINAL STANDINGS

AMERICAN FOOTBALL CONFERENCE

AFC EAST

Team	W	L	T	Pct	PF	PA	Home	Road	Div	Conf	Streak
z-New England Patriots	13	3	0	.813	513	342	7-1-0	6-2-0	10-2-0	5-1-0	Won 8
New York Jets	8	8	0	.500	377	363	6-2-0	2-6-0	6-6-0	3-3-0	Lost 3
Miami Dolphins	6	10	0	.375	329	313	4-4-0	2-6-0	5-7-0	3-3-0	Won 1
Buffalo Bills	6	10	0	.375	372	434	5-3-0	1-7-0	4-8-0	1-5-0	Lost 1

AFC NORTH

Team	W	L	T	Pct	PF	PA	Home	Road	Div	Conf	Streak
y-Baltimore Ravens	12	4	0	.750	378	266	8-0-0	4-4-0	9-3-0	6-0-0	Won 2
x-Pittsburgh Steelers	12	4	0	.750	325	227	7-1-0	5-3-0	9-3-0	4-2-0	Won 2
x-Cincinnati Bengals	9	7	0	.563	344	323	4-4-0	5-3-0	6-6-0	2-4-0	Lost 1
Cleveland Browns	4	12	0	.250	218	307	3-5-0	1-7-0	3-9-0	0-6-0	Lost 6

AFC SOUTH

Team	W	L	T	Pct	PF	PA	Home	Road	Div	Conf	Streak
x-Houston Texans	10	6	0	.625	381	278	5-3-0	5-3-0	8-4-0	4-2-0	Lost 3
Tennessee Titans	9	7	0	.563	325	317	5-3-0	4-4-0	7-5-0	3-3-0	Won 2
Jacksonville Jaguars	5	11	0	.313	243	329	4-4-0	1-7-0	4-8-0	3-3-0	Won 1
Indianapolis Colts	2	14	0	.125	243	430	2-6-0	0-8-0	2-10-0	2-4-0	Lost 1

AFC WEST

Team	W	L	T	Pct	PF	PA	Home	Road	Div	Conf	Streak
x-Denver Broncos	8	8	0	.500	309	390	3-5-0	5-3-0	6-6-0	3-3-0	Lost 3
San Diego Chargers	8	8	0	.500	406	377	5-3-0	3-5-0	7-5-0	3-3-0	Won 1
Oakland Raiders	8	8	0	.500	359	433	3-5-0	5-3-0	6-6-0	3-3-0	Lost 1
Kansas City Chiefs	7	9	0	.438	212	338	3-5-0	4-4-0	4-8-0	3-3-0	Won 1

NATIONAL FOOTBALL CONFERENCE

NFC EAST

Team	W	L	T	Pct	PF	PA	Home	Road	Div	Conf	Streak
x-New York Giants	9	7	0	.563	394	400	4-4-0	5-3-0	5-7-0	3-3-0	Won 2
Philadelphia Eagles	8	8	0	.500	396	328	3-5-0	5-3-0	6-6-0	5-1-0	Won 4
Dallas Cowboys	8	8	0	.500	369	347	5-3-0	3-5-0	6-6-0	2-4-0	Lost 2
Washington Redskins	5	11	0	.313	288	367	2-6-0	3-5-0	5-7-0	2-4-0	Lost 2

AFC NORTH

Team	W	L	T	Pct	PF	PA	Home	Road	Div	Conf	Streak
z-Green Bay Packers	15	1	0	.938	560	359	8-0-0	7-1-0	12-0-0	6-0-0	Won 2
x-Detroit Lions	10	6	0	.625	474	387	5-3-0	5-3-0	6-6-0	3-3-0	Lost 1
Chicago Bears	8	8	0	.500	353	341	5-3-0	3-5-0	7-5-0	3-3-0	Won 1
Minnesota Vikings	3	13	0	.188	340	449	1-7-0	2-6-0	3-9-0	0-6-0	Lost 1

AFC SOUTH

Team	W	L	T	Pct	PF	PA	Home	Road	Div	Conf	Streak
x-New Orleans Saints	13	3	0	.813	547	339	8-0-0	5-3-0	9-3-0	5-1-0	Won 8
x-Atlanta Falcons	10	6	0	.625	402	350	6-2-0	4-4-0	7-5-0	3-3-0	Won 1
Carolina Panthers	6	10	0	.375	406	429	3-5-0	3-5-0	3-9-0	2-4-0	Lost 1
Tampa Bay Buccaneers	4	12	0	.250	287	494	3-5-0	1-7-0	3-9-0	2-4-0	Lost 10

AFC WEST

Team	W	L	T	Pct	PF	PA	Home	Road	Div	Conf	Streak
y-San Francisco 49ers	13	3	0	.813	380	229	7-1-0	6-2-0	10-2-0	5-1-0	Won 3
Arizona Cardinals	8	8	0	.500	312	348	6-2-0	2-6-0	7-5-0	4-2-0	Won 1
Seattle Seahawks	7	9	0	.438	321	315	4-4-0	3-5-0	6-6-0	3-3-0	Lost 2
St. Louis Rams	2	14	0	.125	193	407	1-7-0	1-7-0	1-11-0	0-6-0	Lost 7

x-Clinched Wild Card; y-Clinched Division; z-Clinched Division and Home field Advantage

WILD CARD PLAYOFFS

Saturday, January 7, 2012

HOUSTON 31, Cincinnati 10

NEW ORLEANS 45, Detroit 28

Sunday, January 8, 2012

DENVER 29, Pittsburgh 23 (OT)

NEW YORK GIANTS 24, Atlanta 2

DIVISIONAL PLAYOFFS

Saturday, January 14, 2012

NEW ENGLAND 45, Denver 10

SAN FRANCISCO 36, New Orleans 32

Sunday, January 15, 2012

BALTIMORE 20, Houston 13

New York Giants 37, GREEN BAY 20

CONFERENCE CHAMPIONSHIPS

Sunday, January 22, 2012

NEW ENGLAND 23, Baltimore 20

New York Giants 20, SAN FRANCISCO 17 (OT)

SUPER BOWL XLVI

Sunday, February 5, 2012

New York Giants 21, NEW ENGLAND 17

2011 SUPERLATIVES

JETS SINGLE-GAME TEAM HIGHS & LOWS

HIGH

LOW

YARDS/FIRST DOWNS

Total Net Yards.....	439 at OAK 9/25	150 at BLT 10/2	446 at NE 10/9	203 vs. JAX 9/18
Total Plays.....	89 vs. NYG 12/24	53 at NE 10/9	73 at BLT 10/2	53 at BUF 11/6
First Downs.....	25	... twice, last vs. SD 10/23	7 at BLT 10/2	26 at NE 10/2	11 third, last vs. NYG 12/24

RUSHING

Rushing Yards.....	162 vs. SD 10/23	38 at BLT 10/2	234 at OAK 9/25	60 vs. NE 11/13
Rushing Attempts.....	42 vs. KC 12/11	16 vs. DAL 9/11	40 at BLT 10/2	21 vs. KC 12/11
Average Gain/Rush.....	6.0 vs. BUF 11/27	2.0 at BLT 10/2	7.3 at OAK 9/25	2.1 vs. NE 11/13

PASSING

Net Passing Yards.....	339 at OAK 9/25	112 at BLT 10/2	329 vs. NE 11/13	91 vs. JAX 9/18
Pass Attempts.....	59 vs. NYG 12/24	21 vs. KC 12/11	46 at WAS 12/4	21 at DEN 11/17
Pass Completions.....	30 vs. NYG 12/24	11 at BLT 10/2	26 twice, last vs. BUF 11/27	9 twice, last vs. NYG 12/24
Average Gain/Pass.....	7.7 at BUF 11/6	3.0 at BLT 10/2	10.4 at PHI 12/18	3.1 vs. KC 12/11
Passes Intercepted.....	3 at MIA 1/1	0	... four, last, vs. KC 12/11	4 vs. JAX 9/18	0 four, last vs. BUF 11/27
Sacks Allowed.....	5	... twice, last vs. NYG 12/24	0	... twice, last at WAS 12/4	5 vs. KC 12/11	0 twice, last vs. NE 11/13

FUMBLES

Fumbles Lost.....	3 at BLT 10/2	0	... three, last at MIA 1/1	3 at PHI 12/18	0 nine, last at MIA 1/1
-------------------	---	-------------------	---	----------------------------	---	--------------------	---	-----------------------------

PENALTIES

Penalties.....	11 at PHI 12/18	0 vs. DAL 9/11	13 vs. SD 10/23	2 vs. MIA 10/17
Yards Penalized.....	95 vs. NYG 12/24	0 vs. DAL 9/11	128 vs. KC 12/11	10 vs. MIA 10/17

POINTS/TIME OF POSSESSION

Points.....	37 vs. KC 12/11	16 vs. NE 11/13	45 at PHI 12/18	3 vs. JAX 9/18
Touchdowns.....	5 vs. KC 12/11	1 at DEN 11/17	6 at PHI 12/18	0 twice, last vs. MIA 10/17
Time of Possession.....	37:52 at BUF 11/6	22:32 at BLT 10/2	37:28 at BLT 10/2	22:08 at BUF 11/6

JETS SINGLE-GAME INDIVIDUAL BESTS

RUSHING

Yards Rushing.....	129 Shonn Greene vs. KC 12/11	171 Darren McFadden at OAK 9/25
Rushing Attempts.....	24 Shonn Greene vs. KC 12/11	27 BenJarvus Green-Ellis at NE 10/9
Longest Run.....	31 Shonn Greene vs. KC 12/11	70 Darren McFadden at OAK 9/25
Longest TD Run.....	25 Shonn Greene at WAS 12/4	70 Darren McFadden at OAK 9/25

PASSING

Yards Passing (gross).....	369 Mark Sanchez at OAK 9/25	342 Tony Romo vs. DAL 9/11
Passes Attempted.....	59 Mark Sanchez vs. NYG 12/24	46 Rex Grossman at WAS 12/4
Passes Completed.....	30 Mark Sanchez vs. NYG 12/24	26 twice, last, Ryan Fitzpatrick vs. BUF 11/27
TD Passes.....	4 Mark Sanchez vs. BUF 11/27	3 twice, last, Ryan Fitzpatrick vs. BUF 11/27

RECEIVING

Yards Receiving.....	116 LaDainian Tomlinson at OAK 9/25	164 Victor Cruz vs. NYG 12/24
Receptions.....	8 Dustin Keller vs. NYG 12/24	8 twice, last, Stevie Johnson vs. BUF 11/27
Longest Completion.....	74 M. Sanchez to L.Tomlinson at OAK 9/25	99 E. Manning to V. Cruz vs. NYG 12/24
Longest TD Pass.....	38 M. Sanchez to S. Holmes vs. MIA 10/17	99 E. Manning to V. Cruz vs. NYG 12/24

SPECIAL TEAMS/DEFENSE

Longest Kick Return.....	107 Joe McKnight at BLT 10/2	67 Cassius Vaughn at DEN 11/17
Longest Punt.....	63 TJ Conley vs. MIA 10/17	67 Shane Lechler at OAK 9/25
Longest Punt Return.....	53 Jeremy Kerley at OAK 9/25	25 Wes Welker at NE 10/9
Longest Field Goal.....	51 Nick Folk at WAS 12/4	58 Dan Carpenter at MIA 1/1
Longest FG Att.	61 Nick Folk at DEN 11/17	58 Dan Carpenter at MIA 1/1
Most Tackles.....	13 twice, last, Eric Smith at OAK 9/25	17 London Fletcher at WAS 12/4
QB Sacks.....	2	three times, last, Aaron Maybin vs. BUF 11/27	4 Andre Carter vs. NE 11/13
Interceptions.....	2 twice, last, Darrelle Revis vs. MIA 10/17	2 twice, last, Randy Starks at MIA 1/1
Longest INT for a TD.....	100 Darrelle Revis vs. MIA 10/17	73 Lardarius Webb at BLT 10/2

2011 GAME-BY-GAME STATISTICS

JETS OFFENSE

	First Downs				Offense				Net Passing					Net Rushing				Pen		Fum		T.O.P.
Game	T	R	P	PN	AT	YDS	AVG.	A	C	I	YDS	TD	SK	AT	YDS	AVG	TD	NO	YDS	NO	LST	
vs. DAL 9/11	19	1	18	0	64	360	5.6	44	26	1	315	2	4	16	45	2.8	0	0	0	3	1	26:07
vs. JAX 9/18	15	5	8	2	57	283	5.0	24	17	2	182	2	1	32	101	3.2	1	7	60	0	0	33:23
at OAK 9/25	25	5	15	5	73	439	6.1	44	27	1	339	2	4	25	100	4.0	1	7	61	1	1	33:14
at BLT 10/2	7	3	4	0	56	150	2.7	35	11	1	112	0	2	19	38	2.0	0	9	69	5	3	22:32
at NE 10/9	14	5	9	0	53	255	4.8	26	16	0	158	2	2	25	97	3.9	1	8	89	0	0	26:05
vs. MIA 10/17	13	5	7	1	56	296	5.3	25	14	0	192	1	2	29	104	3.6	1	6	49	2	1	30:21
vs. SD 10/23	25	10	11	4	66	318	4.8	33	18	1	156	3	2	31	162	5.2	0	8	60	1	1	32:46
at BUF 11/6	24	8	14	2	68	348	5.1	28	20	1	222	1	1	39	126	3.2	2	9	60	3	1	37:52
vs. NE 11/13	22	8	13	1	69	378	5.5	39	20	2	268	1	5	25	110	4.4	1	5	56	1	1	29:53
at DEN 11/17	22	6	13	3	71	318	4.5	40	24	1	235	0	3	28	83	3.0	0	2	15	3	1	32:12
vs. BUF 11/27	20	7	11	2	58	318	5.5	35	17	1	180	4	0	23	138	6.0	0	4	40	1	1	23:49
at WAS 12/4	16	6	9	1	62	266	4.3	32	19	0	165	1	0	30	101	3.4	3	6	40	1	1	32:12
vs. KC 12/11	24	7	10	7	66	314	4.8	21	13	0	155	2	3	42	159	3.8	3	4	22	1	1	37:42
at PHI 12/18	13	2	8	3	60	241	4.0	29	16	2	147	2	4	27	94	3.5	0	11	93	2	2	29:57
vs. NYG 12/24	22	7	12	3	89	331	3.7	59	30	2	226	1	5	25	105	4.2	1	10	95	1	1	36:06
at MIA 1/1	20	7	11	2	62	374	6.0	33	22	3	245	2	2	27	129	4.8	0	6	40	0	0	28:53
Total	301	92	173	36	1,030	4,989	4.8	547	310	18	3,297	26	40	443	1,692	3.8	14	102	849	25	16	30:49

JETS DEFENSE

	First Downs				Offense				Net Passing					Net Rushing				Pen		Fum		T.O.P.
Game	T	R	P	PN	AT	YDS	AVG.	A	C	I	YDS	TD	SK	AT	YDS	AVG	TD	NO	YDS	NO	LST	
vs. DAL 9/11	21	3	18	0	66	390	5.9	36	23	1	326	2	4	26	64	2.5	1	7	40	3	2	33:53
vs. JAX 9/18	11	5	6	0	54	203	3.8	25	11	4	91	0	2	27	112	4.1	0	4	50	0	0	26:37
at OAK 9/25	23	10	8	5	60	383	6.4	27	18	0	149	0	1	32	234	7.3	4	7	55	0	0	26:46
at BLT 10/2	16	5	9	2	73	267	3.7	31	10	1	155	0	2	40	112	2.8	1	7	46	3	2	37:28
at NE 10/9	26	7	15	4	72	446	6.2	33	24	1	294	1	4	35	152	4.3	2	6	50	1	0	33:55
vs. MIA 10/17	17	4	11	2	63	308	4.9	34	16	2	190	0	4	25	118	4.7	0	2	10	5	1	29:39
vs. SD 10/23	16	6	9	1	58	268	4.6	32	16	2	172	1	1	25	96	3.8	1	13	95	0	0	27:14
at BUF 11/6	14	5	7	2	53	287	5.4	31	15	2	191	1	0	22	96	4.4	0	6	84	2	1	22:08
vs. NE 11/13	21	3	17	1	67	389	5.8	39	26	0	329	3	0	28	60	2.1	0	9	80	1	0	30:07
at DEN 11/17	11	7	4	0	56	229	4.1	21	9	0	104	0	1	34	125	3.7	1	6	51	1	1	27:48
vs. BUF 11/27	21	5	15	1	70	336	4.8	39	26	0	250	3	3	28	86	3.1	0	9	85	0	0	36:11
at WAS 12/4	17	5	11	1	71	304	4.3	46	19	1	204	0	2	23	100	4.3	1	6	50	3	2	27:48
vs. KC 12/11	13	3	10	0	58	221	3.8	32	16	1	156	1	5	21	65	3.1	0	11	128	1	0	22:18
at PHI 12/18	20	9	10	1	58	420	7.2	22	15	1	260	1	3	33	160	4.8	4	7	62	5	3	30:03
vs. NYG 12/24	11	4	5	2	55	332	6.0	27	9	1	217	1	2	26	115	4.4	2	5	45	0	0	23:54
at MIA 1/1	14	2	12	0	59	210	3.6	32	22	2	128	1	1	26	82	3.2	0	5	35	0	0	31:07
Total	272	83	167	22	993	4,993	5.0	507	275	19	3,216	15	35	451	1,777	3.9	17	110	966	25	12	29:11

QUARTER-BY-QUARTER SCORING

Date	Opp.	W-L	JETS					Total	OPPONENTS					Total
			1ST	2ND	3RD	4TH	OT		1ST	2ND	3RD	4TH	OT	
9/11	vs. DAL	W	0	7	3	17	0	27	7	3	7	7	0	24
9/18	vs. JAX	W	9	6	14	3	0	32	3	0	0	0	0	3
9/25	at OAK	L	7	10	0	7	0	24	7	10	7	10	0	34
10/2	at BLT	L	7	10	0	0	0	17	17	10	7	0	0	34
10/9	at NE	L	0	7	7	7	0	21	7	3	14	6	0	30
10/17	vs. MIA	W	7	7	3	7	0	24	3	3	0	0	0	6
10/23	vs. SD	W	3	7	7	10	0	27	7	14	0	0	0	21
11/6	at BUF	W	0	3	17	7	0	27	0	0	3	8	0	11
11/13	vs. NE	L	0	9	0	7	0	16	6	7	10	14	0	37
11/17	at DEN	L	0	3	7	3	0	13	3	0	7	7	0	17
11/27	vs. BUF	W	0	14	7	7	0	28	7	7	7	3	0	24
12/4	at WAS	W	7	3	3	21	0	34	7	6	0	6	0	19
12/11	vs. KC	W	7	21	7	2	0	37	3	0	0	7	0	10
12/18	at PHI	L	0	13	0	6	0	19	14	14	10	7	0	45
12/24	vs. NYG	L	7	0	0	7	0	14	0	10	7	12	0	29
1/1	at MIA	L	7	3	0	7	0	17	3	3	0	13	0	19
Totals		8-8	61	123	75	118	0	377	94	90	79	100	0	363

2011 GAME-BY-GAME STARTERS

JETS OFFENSE

Game	QB	RB	FB	TE	WR	WR	LT	LG	C	RG	RT
vs. DAL 9/11	Sanchez	Greene	Mulligan (TE)	Keller	Burruss	Holmes	Ferguson	Slauson	Mangold	Moore	Hunter
vs. JAX 9/18	Sanchez	Greene	Conner	Keller	Burruss	Holmes	Ferguson	Slauson	Mangold	Moore	Hunter
at OAK 9/25	Sanchez	Greene	Mason (WR)	Keller	Burruss	Holmes	Ferguson	Slauson	Baxter	Moore	Hunter
at BLT 10/2	Sanchez	Greene	Mason (WR)	Keller	Burruss	Holmes	Ferguson	Slauson	Baxter	Moore	Hunter
at NE 10/9	Sanchez	Greene	Conner	Mulligan	Schlauderaff (TE)	Holmes	Ferguson	Slauson	Mangold	Moore	Hunter
vs. MIA 10/17	Sanchez	Greene	Mulligan (TE)	Keller	Burruss	Holmes	Ferguson	Slauson	Mangold	Moore	Hunter
vs. SD 10/23	Sanchez	Tomlinson	Mulligan (TE)	Keller	Burruss	Holmes	Ferguson	Slauson	Mangold	Moore	Hunter
at BUF 11/6	Sanchez	Greene	Conner	Mulligan	Burruss	Holmes	Ferguson	Slauson	Mangold	Moore	Hunter
vs. NE 11/13	Sanchez	Greene	Conner	Kerley (WR)	Burruss	Holmes	Ferguson	Slauson	Mangold	Moore	Hunter
at DEN 11/17	Sanchez	Greene	Conner	Keller	Burruss	Holmes	Ferguson	Slauson	Mangold	Moore	Hunter
vs. BUF 11/27	Sanchez	Greene	Conner	Keller	P. Turner	Holmes	Ferguson	Slauson	Mangold	Moore	Hunter
at WAS 12/4	Sanchez	Greene	Mulligan (TE)	Keller	Burruss	Holmes	Ferguson	Slauson	Mangold	Moore	Hunter
vs. KC 12/11	Sanchez	Greene	Conner	Ducasse	Burruss	Holmes	Ferguson	Slauson	Mangold	Moore	Hunter
at PHI 12/18	Sanchez	Greene	Conner	Keller	Mulligan (TE)	Holmes	Ferguson	Slauson	Mangold	Moore	Hunter
vs. NYG 12/24	Sanchez	Greene	Mulligan (TE)	Keller	Burruss	Holmes	Ferguson	Slauson	Mangold	Moore	Hunter
at MIA 1/1	Sanchez	Greene	Mulligan (TE)	Keller	Burruss	Holmes	Ferguson	Slauson	Mangold	Moore	Hunter

JETS DEFENSE

Game	END	NT	T	OLB	WILL	MIKE	OLB	CB	S	S	CB
vs. DAL 9/11	Wilkerson	Pouha	DeVito	Thomas	Scott	Harris	Pace	Revis	Smith	Cromartie	Leonhard
vs. JAX 9/18	Wilkerson	Pouha	DeVito	Thomas	Scott	Harris	Pace	Revis	Smith	Cromartie	Leonhard
at OAK 9/25	Wilkerson	Pouha	DeVito	Wilson (CB)	Scott	Harris	Pace	Revis	Smith	Cromartie	Leonhard
at BLT 10/2	Wilkerson	Pouha	DeVito	Thomas	Scott	Harris	Pace	Revis	Smith	Cromartie	Leonhard
at NE 10/9	Wilkerson	Strickland (CB)	Dixon	Wilson (CB)	Pool (S)	Harris	Pace	Revis	Smith	Cromartie	Leonhard
vs. MIA 10/17	Wilkerson	Pouha	DeVito	Westerman	Scott	Harris	Pace	Revis	Smith	Cromartie	Leonhard
vs. SD 10/23	Wilkerson	Pouha	Ellis	Mauga	Scott	Harris	Pace	Revis	Smith	Cromartie	Leonhard
at BUF 11/6	Wilkerson	Pouha	Dixon	Wilson (CB)	Scott	Harris	Pace	Revis	Pool	Cromartie	Leonhard
vs. NE 11/13	Wilkerson	Pouha	DeVito	Wilson (CB)	Scott	Harris	Pace	Revis	Smith	Cromartie	Leonhard
at DEN 11/17	Wilkerson	Pouha	DeVito	McIntyre	Scott	Harris	Pace	Revis	Smith	Cromartie	Leonhard
vs. BUF 11/27	Wilkerson	Pouha	DeVito	McIntyre	Scott	Harris	Pace	Revis	Smith	Cromartie	Leonhard
at WAS 12/4	Wilkerson	Pouha	Ellis	McIntyre	Scott	Harris	Pace	Revis	Smith	Cromartie	Leonhard
vs. KC 12/11	Wilkerson	Pouha	Dixon	Wilson (CB)	Scott	Harris	Pace	Revis	Smith	Cromartie	Leonhard
at PHI 12/18	Wilkerson	Pouha	DeVito	Wilson (CB)	Scott	Harris	Pace	Revis	Pool	Cromartie	Leonhard
vs. NYG 12/24	Wilkerson	Pouha	DeVito	Westerman	Scott	Harris	Pace	Revis	Smith	Cromartie	Pool
at MIA 1/1	Wilkerson	Pouha	DeVito	Westerman	Scott	Harris	Pace	Revis	Smith	Cromartie	Pool

2011 PARTICIPATION

Name	DAL 9/11	JAX 9/18	at OAK 10/25	at BLT 10/2	at NE 10/9	MIA 10/17	SD 10/23	at BUF 11/6	NE 11/13	at DEN 11/17	BUF 11/27	at WAS 12/04	KC 12/11	at PHI 12/18	NYG 12/24	at MIA 1/1	GP/GS/DNP/IA
Alexander, G.	NWT	NWT	NWT	NWT	NWT	NWT	NWT	NWT	NWT	NWT	NWT	NWT	NWT	X	IA	IA	1/0/0/2
Baker, J	NWT	PS	PS	IA	IA	X	X	X	X	X	X	X	X	X	X	X	11/0/0/2
Baxter, C	DNP	X	C	C	IA	IA	IA	NWT	NWT	NWT	NWT	NWT	NWT	NWT	NWT	NWT	3/2/1/3
Bellore, N	X	X	X	X	X	X	X	X	X	X	X	X	X	X	X	X	16/0/0/0
Brunell, M	X	X	X	X	X	X	X	X	X	X	X	X	X	X	X	X	16/0/0/0
Burruss, P	WR	WR	WR	WR	X	WR	WR	WR	WR	WR	X	WR	WR	X	WR	WR	16/13/0/0
Cole, M	X	X	X	X	X	X	X	X	X	X	X	X	X	IA	IA	X	14/0/0/2
Conley, T	P	P	P	P	P	P	P	P	P	P	P	P	P	P	P	P	16/0/0/0
Conner, J	X	FB	X	X	FB	X	X	FB	FB	FB	FB	X	FB	FB	X	X	16/8/0/0
Cook, E	X	IA	IA	IA	X	X	X	X	X	X	X	NWT	NWT	NWT	NWT	NWT	8/0/0/3
Cromartie, A	CB	CB	CB	CB	CB	CB	CB	CB	CB	CB	CB	CB	CB	CB	CB	CB	16/16/0/0
Cumberland, J	X	X	X	IR	IR	IR	IR	IR	IR	IR	IR	IR	IR	IR	IR	IR	3/0/0/0
DeVito, M	DT	DT	DT	DT	X	DT	IA	IA	DT	DT	DT	IA	IA	DT	DT	DT	12/11/0/4
Dixon, M	X	X	X	X	DT	X	X	DT	X	X	X	X	DT	X	X	X	16/3/0/0
Ducasse, V	X	X	X	X	X	X	X	X	X	X	X	X	TE	X	X	X	16/1/0/0
Ellis, K	IA	IA	IA	IA	IA	X	DT	IA	IA	X	IA	DT	IA	IA	IA	X	5/2/0/11
Ferguson, D	LT	LT	LT	LT	LT	LT	LT	LT	LT	LT	LT	LT	LT	LT	LT	LT	16/16/0/0
Folk, N	K	K	K	K	K	K	K	K	K	K	K	K	K	K	K	K	16/0/0/0
Greene, S	RB	RB	RB	RB	RB	RB	X	RB	RB	RB	RB	RB	RB	RB	RB	RB	16/15/0/0
Harris, D	MIKE	MIKE	MIKE	MIKE	MIKE	MIKE	MIKE	MIKE	MIKE	MIKE	MIKE	MIKE	MIKE	MIKE	MIKE	MIKE	16/16/0/0
Holmes, S	WR	WR	WR	WR	WR	WR	WR	WR	WR	WR	WR	WR	WR	WR	WR	WR	16/16/0/0
Howard, A	NWT	NWT	NWT	NWT	NWT	NWT	NWT	NWT	NWT	NWT	IA	IA	IA	IA	IA	IA	0/0/0/6
Hunter, W	RT	RT	RT	RT	RT	RT	RT	RT	RT	RT	RT	RT	RT	RT	RT	RT	16/16/0/0
Jones, E	NWT	NWT	NWT	PS	X	PS	PS	NWT	NWT	NWT	PS	NWT	NWT	NWT	NWT	NWT	1/0/0/0
Keller, D	TE	TE	TE	TE	X	TE	TE	X	X	TE	TE	TE	X	TE	TE	TE	16/12/0/0
Kerley, J	X	X	X	X	X	X	X	X	WR	IA	IA	X	X	X	X	X	14/1/0/2
Lankster, E	NWT	NWT	NWT	NWT	NWT	X	X	X	X	IA	IA	IA	IA	X	X	X	7/0/0/4
Leonhard, J	S	S	S	S	S	S	S	S	S	S	S	S	S	IR	IR	IR	13/13/0/0
Mangold, N	C	C	IA	IA	C	C	C	C	C	C	C	C	C	C	C	C	14/14/0/2
Mason, D	X	X	WR	WR	X	NWT	NWT	NWT	NWT	NWT	NWT	NWT	NWT	NWT	NWT	NWT	5/2/0/0
Mauga, J	X	X	X	X	X	X	OLB	X	X	X	X	X	X	X	X	X	16/1/0/0
Maybin, A	NWT	NWT	NWT	X	X	X	X	X	X	X	OLB	OLB	X	X	X	X	13/0/0/0
McIntyre, G	X	X	X	X	IA	X	IA	X	X	OLB	OLB	X	X	X	X	IA	13/3/0/3
McKnight, J	X	X	X	X	X	X	X	X	X	X	X	X	IA	X	X	X	15/0/0/1
Moore, B	RG	RG	RG	RG	RG	RG	RG	RG	RG	RG	RG	RG	RG	RG	RG	RG	16/16/0/0
Mulligan, M	TE	X	X	X	TE	TE	TE	TE	X	X	X	TE	X	TE	TE	TE	16/9/0/0
Nelson, S	NWT	NWT	NWT	NWT	NWT	NWT	NWT	IA	IA	IA	NWT	NWT	NWT	NWT	NWT	NWT	0/0/0/3

Key: 3-QB=designated third quarterback, DNP=Did not play, IA=Inactive, NWT= Not with team, PUP=Physically Unable to perform, RS=Reserve/Suspended, PS= Practice Squad, X=Played

2011 PARTICIPATION

Name	DAL 9/11	JAX 9/18	at OAK 10/25	at BLT 10/2	at NE 10/9	MIA 10/17	SD 10/23	at BUF 11/6	NE 11/13	at DEN 11/17	BUF 11/27	at WAS 12/04	KC 12/11	at PHI 12/18	NYG 12/24	at MIA 1/1	GP/GS/DNP/IA
O'Connell, K	IA	IA	IA	IA	IA	IA	IA	IA	IA	IA	IA	IA	IA	IA	IA	IA	0/0/0/16
Pace, C	OLB	OLB	OLB	OLB	OLB	OLB	OLB	OLB	OLB	OLB	OLB	OLB	OLB	OLB	OLB	OLB	16/16/0/0
Payne, L	IA	IA	IA	IA	IA	IA	IA	IR	IR	IR	IR	IR	IR	IR	IR	IR	0/0/0/6
Pitoitua, R	X	X	X	X	X	X	X	X	X	X	X	X	X	X	IA	X	14/0/0/2
Pool, B	X	X	X	X	S	X	X	S	IA	IA	X	X	S	S	S	S	14/6/0/2
Pouha, S	NT	NT	NT	NT	X	NT	NT	NT	NT	NT	NT	NT	NT	NT	NT	NT	16/15/0/0
Powell, B	IA	IA	IA	IA	IA	IA	IA	IA	IA	X	DNP	IA	X	IA	DNP	IA	2/0/2/12
Purdum, T	X	X	X	X	X	X	X	X	X	X	X	X	X	X	X	X	16/0/0/0
Revis, D	CB	CB	CB	CB	CB	CB	CB	CB	CB	CB	CB	CB	CB	CB	CB	CB	16/16/0/0
Riley, E	NWT	NWT	NWT	NWT	NWT	NWT	IA	IA	IA	DNP	DNP	IA	IA	IA	IA	PS	0/0/2/7
Sanchez, M	QB	QB	QB	QB	QB	QB	QB	QB	QB	QB	QB	QB	QB	QB	QB	QB	16/16/0/0
Sapp, R	NWT	NWT	NWT	NWT	NWT	NWT	NWT	PS	PS	PS	NWT	PS	PS	PS	PS	IA	0/0/0/1
Schlauderaff, C	IA	IA	DNP	DNP	TE	DNP	X	X	DNP	DNP	X	DNP	X	DNP	DNP	X	6/1/8/2
Scott, B	WILL	WILL	WILL	WILL	X	WILL	WILL	WILL	WILL	WILL	WILL	WILL	WILL	WILL	WILL	WILL	16/15/0/0
Sendejo, A	IA	PS	PS	NWT	NWT	NWT	NWT	NWT	NWT	NWT	NWT	NWT	NWT	NWT	NWT	NWT	0/0/0/1
Slauson, M	LG	LG	LG	LG	LG	LG	LG	LG	LG	LG	LG	LG	LG	LG	LG	LG	16/16/0/0
Smith, E	S	S	S	S	S	S	S	X	S	S	S	S	X	S	S	S	16/14/0/0
Strickland, D	X	X	X	X	CB	IA	X	X	X	X	X	X	X	X	X	X	15/1/0/1
Tevaseu, M	PS	PS	PS	PS	PS	X	X	X	IA	IA	IA	IA	X	IA	X	IA	5/0/0/6
Thomas, B	OLB	OLB	X	OLB	IR	IR	IR	IR	IR	IR	IR	IR	IR	IR	IR	IR	4/3/0/0
Tomlinson, L	X	X	X	X	X	X	RB	X	X	IA	IA	X	X	X	X	X	14/1/0/2
Trufant, I	X	X	X	X	X	IA	IA	IA	X	X	X	X	X	X	X	X	13/0/0/3
Turner, P	PS	X	X	X	X	X	X	X	X	X	WR	X	X	X	X	X	15/1/0/0
Turner, R	IA	IA	IA	IR	IR	IR	IR	IR	IR	IR	IR	IR	IR	IR	IR	IR	0/0/0/3
Westerman, J	X	X	X	X	X	OLB	X	X	X	X	X	X	X	X	OLB	OLB	16/3/0/0
Wilkerson, M	END	END	END	END	END	END	END	END	END	END	END	END	END	END	END	END	16/16/0/0
Wilson, K	X	X	CB	X	CB	X	X	CB	CB	X	X	X	CB	CB	X	X	16/6/0/0
Wilson, T	NWT	NWT	NWT	NWT	NWT	PS	PS	PS	PS	PS	PS	X	X	X	X	X	5/0/0/0

Key: 3-QB=designated third quarterback, DNP=Did not play, IA=Inactive, NWT= Not with team, PUP=Physically Unable to perform, RS=Reserve/Suspended, PS= Practice Squad, X=Played

2011 TRANSACTIONS

FEBRUARY, 2011

9	LB	Brandon Long	Signed, Reserve/Future Contract
9	LB	Garrett McIntyre	Signed, Reserve/Future Contract
9	K	Nick Novak	Signed, Reserve/Future Contract
14		Bill Hughan	Hired as Head Strength and Conditioning Coach

MARCH, 2011

1	DT	Kris Jenkins	Released
1	LB	Jason Taylor	Released
1	T	Damien Woody	Released
2	DE	Vernon Gholston	Waived
2	TE	Ben Hartsock	Released

APRIL, 2011

28	DL	Muhammad Wilkerson	Drafted (First round - No. 30 pick)
29	DT	Kenrick Ellis	Drafted (Third round - No. 94 pick)
30	RB	Bilal Powell	Drafted (Fourth round - No. 126 pick)
30	WR	Jeremy Kerley	Drafted (Fifth round - No. 153 pick)
30	QB	Greg McElroy	Drafted (Seventh round - No. 208 pick)
30	WR	Scotty McKnight	Drafted (Seventh round - No. 227 pick)

JULY, 2011

27	TE	Josh Baker	Signed, Undrafted Free Agent
27	LB	Nick Bellore	Signed, Undrafted Free Agent
27	WR	Michael Campbell	Signed, Undrafted Free Agent
27	WR	Dan DePalma	Signed, Undrafted Free Agent
27	TE	Collin Franklin	Signed, Undrafted Free Agent
27	LB	Stafford Gatling	Signed, Undrafted Free Agent
27	C	Tom Ottaiano	Signed, Undrafted Free Agent
27	CB	Julian Posey	Signed, Undrafted Free Agent
27	WR	Courtney Smith	Signed, Undrafted Free Agent
27	OL	Chris Stewart	Signed, Undrafted Free Agent
28	LB	Matthias Berning	Signed, Undrafted Free Agent
28	C	Taylor Boggs	Signed, Undrafted Free Agent
28	S	Byron Landor	Signed, Undrafted Free Agent
28	S	Davon Morgan	Signed, Undrafted Free Agent
28	C	Zane Taylor	Signed, Undrafted Free Agent
28	OL	Jeff Wills	Signed, Undrafted Free Agent
29	QB	Mark Brunell	Released
29	QB	Greg McElroy	Signed
29	WR	Scotty McKnight	Signed
29	RB	Bilal Powell	Signed
29	OL	Curtis Duron	Signed, Undrafted Free Agent
29	CB	Jeremy McGee	Signed, Undrafted Free Agent
29	QB	Erik Ainge	Waived
29	CB	Will Billingsley	Waived
29	G	Marlon Davis	Waived
29	QB	Kevin O'Connell	Waived
30	OL	Rob Turner	Re-signed, Restricted Free Agent
30	K	Nick Folk	Re-signed, Unrestricted Free Agent
30	WR	Santonio Holmes	Re-signed, Unrestricted Free Agent
30	T	Wayne Hunter	Re-signed, Unrestricted Free Agent
30	S	Eric Smith	Re-signed, Unrestricted Free Agent
30	WR	Jeremy Kerley	Signed
30	DL	Muhammad Wilkerson	Signed
31	DT	Kenrick Ellis	Signed
31	QB	Mark Brunell	Signed, Free Agent
31	P	Chris Bryan	Signed, Free Agent
31	WR	Plaxico Burress	Signed, Free Agent

AUGUST, 2011

1	CB	Donald Strickland	Signed, Free Agent
1	CB	Antonio Cromartie	Unrestricted Free Agent
2	S	DaJuan Morgan	Signed, Free Agent

2	RB	Carlos Brown	Waived
4	WR	Jerricho Cotchery	Released
4	G	Trevor Canfield	Signed, Free Agent
4	T	Pete Clifford	Signed, Free Agent
4	S	Brodney Pool	Signed, Unrestricted Free Agent
4	CB	Jeremy McGee	Waived
4	C	Tom Ottaiano	Waived
4	T	Jeff Wills	Waived
7	WR	Derrick Mason	Signed, Free Agent
7	LS	Wilson Raynor	Signed, Free Agent
7	TE	Keith Zinger	Signed, Free Agent
7	LB	Cody Brown	Waived
7	TE	Collin Franklin	Waived
8	LB	David Herron	Signed, Free Agent
8	LB	Eddie Jones	Signed, Undrafted Free Agent
10	WR	Cordarol Scales	Signed, Undrafted Free Agent
11	LB	Stafford Gatling	Waived
11	S	DaJuan Morgan	Waived
11	DT	Carlton Powell	Waived
12	C	Taylor Boggs	Waived/Injured
12	LB	David Herron	Waived
12	G	Brandon Moore	Activated from PUP List
17	WR	Cordarol Scales	Waived
17	DB	Richard Taylor	Waived
17	LB	Aaron Maybin	Signed, Free Agent
23	OL	Curtis Duron	Waived
23	LS	Wilson Raynor	Waived
23	FB	Brian Toal	Waived
24	T	Nevin McCaskill	Claimed off Waivers (PIT)
24	S	Tracy Wilson	Signed, Undrafted Free Agent
24	LB	Brandon Long	Waived
24	OL	Chris Stewart	Waived
30	P	Chris Bryan	Waived
30	K	Nick Novak	Waived
30	WR	Courtney Smith	Waived

SEPTEMBER, 2011

2	CB	Isaiah Trufant	Signed, Free Agent
3	TE	Josh Baker	Waived
3	LB	Matthias Berning	Waived
3	WR	Michael Campbell	Waived
3	G	Trevor Canfield	Waived
3	T	Pete Clifford	Waived
3	WR	Dan DePalma	Waived
3	C	Robby Felix	Waived
3	DT	Jarron Gilbert	Waived
3	RB	Chris Jennings	Waived
3	LB	Eddie Jones	Waived
3	OL	Matt Kroul	Waived
3	T	Dennis Landolt	Waived
3	S	Byron Landor	Waived
3	CB	Ellis Lankster	Waived
3	LB	Joey LaRocque	Waived
3	T	Nevin McCaskill	Waived
3	WR	Scotty McKnight	Waived
3	S	Davon Morgan	Waived
3	CB	Julian Posey	Waived
3	LB	Brashton Satele	Waived
3	C	Zane Taylor	Waived
3	WR	Patrick Turner	Waived
3	DE	Lorenzo Washington	Waived
3	QB	Drew Willy	Waived
3	S	Tracy Wilson	Waived
3	TE	Keith Zinger	Waived

2011 TRANSACTIONS

SEPTEMBER, 2011 cont.

3	S	Dwight Lowery	Traded to JAX for an undisclosed conditional draft choice
3	G	Caleb Schlauderaff	Acquired via trade (GB)
4	LB	Aaron Maybin	Waived
4	DT	Martin Tevaseu	Waived
4	DB	Isaiah Trufant	Waived
4	QB	Greg McElroy	Placed on Injured Reserve
4	OL	Colin Baxter	Claimed off Waivers (SD)
4	WR	Mardy Gilyard	Claimed off Waivers (SL)
4	QB	Kevin O'Connell	Claimed off Waivers (MIA)
4	S	Andrew Sendejo	Claimed off Waivers (DAL)
4	TE	Josh Baker	Signed, Practice Squad
4	LB	Matthias Berning	Signed, Practice Squad
4	G	Trevor Canfield	Signed, Practice Squad
4	DT	Jarron Gilbert	Signed, Practice Squad
4	OL	Matt Kroul	Signed, Practice Squad
4	CB	Julian Posey	Signed, Practice Squad
4	WR	Patrick Turner	Signed, Practice Squad
5	TE	Josh Baker	Released from Practice Squad
5	DT	Martin Tevaseu	Signed, Practice Squad
5	CB	Isaiah Trufant	Signed, Practice Squad
10	WR	Mardy Gilyard	Waived
10	CB	Isaiah Trufant	Signed from Practice Squad
13	LB	Matthias Berning	Released from Practice Squad
13	S	Andrew Sendejo	Waived
14	WR	Patrick Turner	Signed from Practice Squad
14	TE	Josh Baker	Signed, Practice Squad
14	S	Andrew Sendejo	Signed, Practice Squad
19	G	Trevor Canfield	Released from Practice Squad
19	CB	Julian Posey	Released from Practice Squad
20	LB	Matthias Berning	Signed, Practice Squad
20	WR	Scotty McKnight	Signed, Practice Squad
27	TE	Jeff Cumberland	Placed on Injured Reserve
27	OL	Robert Turner	Placed on Injured Reserve
27	FB/TE	Josh Baker	Signed from Practice Squad
27	LB	Matthias Berning	Released from Practice Squad
27	S	Andrew Sendejo	Released from Practice Squad
27	WR	Michael Campbell	Signed, Practice Squad
27	CB	Julian Posey	Signed, Practice Squad
27	TE	Martell Webb	Signed, Practice Squad
28	LB	Aaron Maybin	Signed, Free Agent
28	LB	Eddie Jones	Signed, Practice Squad

OCTOBER, 2011

4	WR	Michael Campbell	Released from Practice Squad
4	TE	Martell Webb	Released from Practice Squad
5	T	Dennis Landolt	Signed, Practice Squad
8	LB	Bryan Thomas	Placed on Injured Reserve
8	LB	Eddie Jones	Signed from Practice Squad
11	LB	Eddie Jones	Waived
11	CB	Ellis Lankster	Signed, Free Agent
12	WR	Derrick Mason	Traded to HST for an undisclosed conditional draft choice
12	DT	Martin Tevaseu	Signed from Practice Squad
12	WR	Michael Campbell	Signed, Practice Squad
12	S	Tracy Wilson	Signed, Practice Squad
13	LB	Eddie Jones	Signed, Practice Squad
18	DT	Martin Tevaseu	Waived
18	T	Dennis Landolt	Released from Practice Squad
19	WR	Eron Riley	Signed, Free Agent
20	DT	Martin Tevaseu	Signed, Practice Squad
22	WR	Logan Payne	Placed on Injured Reserve

22	DT	Martin Tevaseu	Signed from Practice Squad
24	WR	Michael Campbell	Released from Practice Squad
25	C	Colin Baxter	Waived
25	OL	Matt Kroul	Released from Practice Squad
31	LB	Eddie Jones	Released from Practice Squad
31	OL	Matt Kroul	Signed, Practice Squad
31	T	Dennis Landolt	Signed, Practice Squad
31	LB	Ricky Sapp	Signed, Practice Squad
31	TE	Jamarko Simmons	Signed, Practice Squad
31	TE	Shawn Nelson	Signed, Free Agent

NOVEMBER, 2011

1	WR	Scotty McKnight	Placed on Injured Reserve/Practice Squad
1	WR	Michael Campbell	Signed, Practice Squad
9	DT	Jarron Gilbert	Released from Practice Squad
9	WR	Dexter Jackson	Signed, Practice Squad
17	WR	Dexter Jackson	Released, Practice Squad
17	DT	Jarron Gilbert	Signed, Practice Squad
21	LB	Ricky Sapp	Released from Practice Squad
21	LB	Eddie Jones	Signed, Practice Squad
22	TE	Shawn Nelson	Waived/Non-Football Illness
25	T	Austin Howard	Signed, Free Agent
28	S	Emanuel Cook	Waived
28	LB	Eddie Jones	Released from Practice Squad
28	LB	Ricky Sapp	Signed, Practice Squad
29	S	Tracy Wilson	Signed from Practice Squad
30	WR	Dexter Jackson	Signed, Practice Squad

DECEMBER, 2011

12	S	Jim Leonhard	Placed on Injured Reserve
12	TE	Jamarko Simmons	Placed on Injured Reserve/Practice Squad
13	S	Gerald Alexander	Signed, Free Agent
13	DB	Mark LeGree	Signed, Practice Squad
20	TE	Dedrick Epps	Signed, Practice Squad
27	WR	Eron Riley	Waived
29	LB	Ricky Sapp	Signed from Practice Squad
29	WR	Eron Riley	Signed, Practice Squad

JANUARY, 2012

2	WR	Michael Campbell	Signed, Reserve/Future Contract
2	TE	Dedrick Epps	Signed, Reserve/Future Contract
2	WR	Dexter Jackson	Signed, Reserve/Future Contract
2	T	Dennis Landolt	Signed, Reserve/Future Contract
2	CB	Julian Posey	Signed, Reserve/Future Contract
2	WR	Eron Riley	Signed, Reserve/Future Contract
3	RB	John Griffin	Signed, Reserve/Future Contract
3	OL	Matt Kroul	Signed, Reserve/Future Contract
6	WR	Royce Adams	Signed, Reserve/Future Contract
6	P	Travis Baltz	Signed, Reserve/Future Contract
9	LB	Eddie Jones	Signed, Reserve/Future Contract
10		Brian Schottenheimer	Informs team he will not return for next season
11		Tony Sparano	Named Offensive Coordinator
12	LB	Matthias Berning	Signed, Reserve/Future Contract
13		Sanjay Lal	Named Wide Receivers Coach
17	WR	DaMarcus Ganaway	Signed, Reserve/Future Contract
20	G	Trevor Canfield	Signed, Reserve/Future Contract
24		Dave DeGuglielmo	Named Offensive Line Coach

THE LAST TIME...

INT RETURN FOR A TD

By Jets Darrelle Revis vs. MIA (Moore), 100 yds, 10/17/11**
By Opp. Andre Goodman at DEN (Sanchez), 26 yds, 11/17/11

PUNT RETURNED FOR A TD

By Jets Santana Moss at SD, 52 yds, 11/3/02
By Opp. Philip Buchanon at OAK, 78 yds, 11/9/03

KICKOFF RETURNED FOR A TD

By Jets Joe McKnight at BLT, 107 yds, 10/2/11*
By Opp. Ted Ginn, Jr. vs. MIA, 101 yds, 11/1/09

BLOCKED FIELD GOAL

By Jets Kris Jenkins vs. ARZ (Rackers) 37 yds, 9/28/08
By Opp. Jeremiah Bell, at MIA (Folk) 61 yds, 9/26/10

BLOCKED PUNT

By Jets Joe McKnight vs. DAL (McBriar), 9/11/11
By Opp. Charlie Anderson, vs. MIA (Hodges), 12/28/08

BLOCKED PUNT RETURNED FOR A TD

By Jets Isaiah Trufant (18 yards) vs. DAL (McBriar), 9/11/11
By Opp. Stan David (36 yards) vs. BUF (Ramsey), 12/8/84

FUMBLE RETURNED FOR A TD

By Jets Marques Douglas at IND, 1 yd, 12/27/09
By Opp. Juqua Parker at PHI, 47 yds, 12/18/11

SAFETY

By Jets J. Battle tackled in EZ by S. Pouha for a safety, vs. KC, 12/11/11
By Opp. M. Sanchez sacked in EZ by C. Canty for a safety vs. NYG, 12/24/11

100-YARD RUSHING GAME BY A PLAYER

By Jets 129 yds, Shonn Greene vs. KC, 12/11/11
By Opp. 102 yds, LeSean McCoy, at PHI, 12/18/11

CONSECUTIVE 100-YARD RUSHERS

By Jets 210 yds, Thomas Jones vs. BUF, 10/18/09*
 121 yds, Thomas Jones at OAK, 10/25/09
 102 yds, Thomas Jones vs. MIA, 11/1/09
By Opp. 116 yds, Maurice Morris, at SEA, 12/21/08
 127 yds, Marshawn Lynch, vs. BUF, 12/14/08

200-YARD RUSHING GAME BY A PLAYER

By Jets *210 yds, Thomas Jones, vs. BUF, 10/18/09
By Opp. 214 yds, Thurman Thomas, vs. BUF, 9/24/90

300-YARD PASSING GAME BY A PLAYER

By Jets 306 yds, Mark Sanchez vs. NE 11/13/11
By Opp. 329 yds, Tom Brady vs. NE, 11/13/11

400-YARD PASSING GAME BY A PLAYER

By Jets 481 yds, Vinny Testaverde, at BLT, 12/24/00
By Opp. 400, Matt Cassel at NE, 11/13/08

4 TOUCHDOWN PASSES BY A PLAYER

By Jets 4, Mark Sanchez vs. BUF, 11/27/11
By Opp. 4, Tom Brady at NE, 12/6/10

5 TOUCHDOWN PASSES BY A PLAYER

By Jets 6, Brett Favre, vs. ARZ, 9/28/08*
By Opp. 5, Dan Marino, vs. MIA, 11/27/88

6 TOUCHDOWN PASSES BY A PLAYER

By Jets 6, Brett Favre, vs. ARZ, 9/28/08*
By Opp. 6, Dan Marino, vs. MIA, 9/21/86

100-YARD RECEIVING GAME BY A PLAYER

By Jets 116 yds, LaDainian Tomlinson (5 rec.), at OAK, 9/25/11
By Opp. 164 yds, Victor Cruz (3 rec.), vs. NYG, 12/13/11

200-YARD RECEIVING GAME BY A PLAYER

By Jets 204 yds, Richard Caster, at BLT, 9/24/72
By Opp. 217 yds, Mark Duper, vs. MIA, 11/10/85

SHUTOUT

By Jets vs. CIN (37-0), 1/13/10
By Opp. vs. GB (9-0), 10/31/10

GAME WITHOUT AN OFFENSIVE TD

By Jets at BLT (34-17 loss), 10/2/11
By Opp. vs. MIA (24-6), 10/17/11

200-YARDS RUSHING IN A GAME (TEAM)

By Jets 276 yds (50 att.), vs. BUF, 1/2/11
By Opp. 234 yds (32 att.), at OAK, 9/25/11

300-YARDS RUSHING IN A GAME (TEAM)

By Jets 316 yds (54 att.), at OAK, 10/25/09
By Opp. 328 yds (47 att.) at NE, 9/18/83

300-YARDS PASSING IN A GAME, TEAM (NET)

By Jets 339 yds, at OAK, 9/25/11
By Opp. 329 yds, vs. NE, 11/13/11

400-YARDS PASSING IN A GAME, TEAM (NET)

By Jets 473 yds, at BLT, 12/24/00
By Opp. 426 yds, vs. ARZ, 9/28/08

400 TOTAL YARDS IN A GAME (TEAM)

By Jets 439 yds (100 rushing, 339 passing), at OAK, 9/25/11
By Opp. 420 yds, (160 rushing, 260 passing), at PHI, 12/18/11

500 TOTAL YARDS IN A GAME

By Jets 524 yds (51 rushing, 473 passing), at BLT, 12/24/00
By Opp. 511 yds, (125 rushing, 386 passing), at NE, 11/13/08

40 OR MORE TOTAL POINTS

By Jets 47 vs. SL, (47-3), 11/9/08
By Opp. 45 at PHI, (45-19), 12/18/11

50 OR MORE TOTAL POINTS

By Jets 56 vs. ARZ, (56-35), 9/28/08
By Opp. 52 at MIA, (52-14), 9/3/95

UNDER 50 YARDS RUSHING

By Jets 38 at BLT, 10/2/11
By Opp. 37 vs. BUF, 1/2/11

UNDER 100 YARDS PASSING (NET)

By Jets 60 vs. BLT, 9/13/10
By Opp. 91 vs. JAX, 9/19/11

THE LAST TIME...

UNDER 200 TOTAL NET YARDS (TEAM)

By Jets **150 at BLT, 10/2/11**
By Opp. 162 vs. BUF, 1/2/11

6-OR-MORE SACKS BY DEFENSE

By Jets 6 vs. MIA, 11/1/09
By Opp. 6 vs. MIA, 12/12/10

3 INT BY DEFENSE

By Jets **4 vs. JAX, 9/19/11**
By Opp. **3 at MIA, 1/1/12**

4 INT BY DEFENSE

By Jets **4 vs. JAX, 9/19/11**
By Opp. 4 at NE, 11/22/09

5-OR-MORE INT BY DEFENSE

By Jets 5 at DEN, 10/3/99
By Opp. 6 vs. BUF, 10/18/09

TWO RECEIVERS WITH 2 TD IN A GAME

By Jets Coles (3 TD) and Cotchery (2 TD), vs. ARZ, 9/28/08
By Opp. Reed and Tasker, 2 TD each, at BUF, 11/24/96

MISSED FG RETURNED FOR A TOUCHDOWN

By Jets Aaron Glenn, 104 yds, @ IND 11/15/98
(Vanderjagt 63-yard FG attempt)
By Opp. Never

*Franchise Record

**Ties Franchise Long

Bold=Happened in 2011 season

RECORDS



N E W Y O R K J E T S



ALL-TIME SUPERLATIVES

JETS SINGLE-GAME HIGHS & LOWS

	High		Low
Total Net Yards	597	MIA 11/27/88	72
First Downs	39	MIA 11/27/88	6
Net Rushing Yards	333	at NE 10/15/72	5
Rushing Attempts	58	at NE 10/14/73	8
Net Passing Yards	490	at BAL 9/24/72	-1
Pass Attempts	69	at BAL 12/23/00	7
Pass Completions	42	2 times, last SEA 12/6/98	1
Passes Intercepted	7	NE 11/21/76	0
Sacks Allowed	11	DAL 10/4/87	0
Penalties	17	MIA 10/18/87	0
Yards Penalized	161	at CLE 9/21/70	0
Points	62	TB 11/17/85	0
Touchdowns	8	TB 11/17/85	0
Time of Possession*	42:50	CIN 9/28/77	14:51

* Non-overtime games since 1977

OPPONENT SINGLE-GAME HIGH & LOWS

	High		Low
Total Net Yards	621	CIN 12/21/86	57
First Downs	39	MIA 11/27/88	5
Net Rushing Yards	343	at PIT 9/20/81	17
Rushing Attempts	64	at BUF 9/21/75	10
Net Passing Yards	521	at MIA 10/23/88	-4
Pass Attempts	65	at CHI 11/16/97	2
Pass Completions	40	ARZ 9/28/08	0
Passes Intercepted	8	at BAL 9/23/73	0
Sacks Allowed	10	BUF 11/23/61	0
Penalties	16	at CIN 10/6/85	0
		DAL 10/4/87	
Yards Penalized	148	at SD 10/13/63	0
Points	56	2 times at NE 9/9/79	0
Touchdowns	8	3 times, last at NE 9/9/79	0

JETS BEST SINGLE-GAME PERFORMANCES

Yards Rushing	210	Thomas Jones vs BUF 10/18/09
Rushing Attempts	40	2 times, last Adrian Murrell vs CIN 9/28/97
Longest Run	90	Johnny Johnson vs CHI 9/25/94
Longest Run for a TD	78t	Bruce Harper vs ATL 10/23/83
Yards Passing (gross)	496	Joe Namath at BAL 9/24/72
Passes Attempted	69	Vinny Testaverde at BLT 12/24/00
Passes Completed	42	2 times, last Vinny Testaverde vs SEA 12/6/98
TD Passes	6	2 times, last Brett Favre vs ARZ 9/28/08
Yards Receiving	228	Don Maynard at OAK 11/17/68
Receptions	17	Clark Gaines vs SF 9/21/80
Longest Pass Completion	96t	K. O'Brien to W. Walker at BUF 12/8/85
Longest Pass for a TD	96t	K. O'Brien to W. Walker at BUF 12/8/85
Longest Punt	98*	Steve O'Neal at DEN 9/21/69
Longest Punt Return	98t	Terance Mathis vs DAL 11/4/90
Longest Field Goal Made	56	Nick Folk at DEN 10/17/10
QB Sacks	4	5 times, last John Abraham at NO 11/4/01
		Mark Gastineau (3 times)
Interceptions	3	7 times, last Ty Law vs BUF 1/1/06
Longest Interception Return	100t	2 times, last Darrelle Revis vs. MIA 10/17/11
Longest Interception Return for TD	100t	2 times, last Darrelle Revis vs. MIA 10/17/11
Longest Field Goal Return for TD	104t	Aaron Glenn at IND 11/15/98
Longest Kickoff Return	107t	Joe McKnight at BLT 10/2/11

*-NFL Record

ALL-TIME SUPERLATIVES

OPPONENT BEST SINGLE-GAME PERFORMANCES

Most Points.....	30	2 times, last Cookie Gilchrist at BUF 12/8/63
Yards Rushing.....	243	Cookie Gilchrist at BUF 12/8/63
Rushing Attempts	40	2 times, last Curtis Martin at NE 9/14/97
Rushing TD	5	Cookie Gilchrist at BUF 12/8/63
Longest Run	96t	Garrison Hearst at SF 9/6/98
Longest Run for a TD.....	96t	Garrison Hearst at SF 9/6/98
Yards Passing (gross).....	521	Dan Marino at MIA 10/23/88
Passes Attempted	60	2 times, last Kurt Warner ARZ 9/28/08
TD Passes	7	George Blanda at HOU 11/19/61
Passes Had Intercepted	5	5 times, last Dan Marino at MIA 10/23/88
Yards Receiving.....	255	Jerry Butler at BUF 9/23/79
Receptions	15	Wes Welker at NE 11/22/09
TD Passes Caught	4	2 times, last Mark Ingram vs MIA 11/27/94
Longest Pass Completion	93t	T. Flores to D. Craig vs OAK 10/20/63
Longest Pass for a TD	93t	T. Flores to D. Craig vs OAK 10/20/63
Most Punts.....	11	2 times, last Bob Scarpitto vs. DEN 12/3/67
Longest Punt	83	Bryan Barker vs. JAX 10/11/99
Punt Returns	8	Tom Pharr vs BUF 10/25/70
Punt Return Yardage.....	173	Jermaine Lewis at BAL 12/24/00
Longest Punt Return	95t	Speedy Duncan at SD 11/24/68
Kickoff Returns.....	8	Willie Porter vs. BOS at Birmingham, AL 9/22/68
Kickoff Return Yardage	299	Ted Ginn vs. MIA 11/1/09
Longest Kickoff Return.....	108t	Ellis Hobbs vs NE 9/9/07
Field Goals.....	6	Steve Christie vs BUF 10/20/96
Longest Field Goal.....	59	2 times, last Matt Prater at DEN 10/17/10
Longest Field Goal Return.....	71	Ken Houston vs HOU 10/15/67
Interceptions.....	4	Willie Brown at DEN 11/15/64
Interception Return Yardage	137	Tom Janik at BUF 9/29/68
Longest Interception Return	100t	Tom Janik at BUF 9/29/68
Longest Interception Return for TD	100t	Tom Janik at BUF 9/29/68
Longest Fumble Return.....	95t	Chukie Nwokorie vs IND 9/9/01

INDIVIDUAL SERVICE & SCORING RECORDS

SERVICE

GAMES PLAYED

Most Games Played

250	Pat Leahy, 1974-91
207	Randy Rasmussen, 1967-81
204	Kyle Clifton, 1984-96

Most Games Played, Quarterback

141	Pat Ryan, 1978-89
136	Joe Namath, 1965-76
124	Ken O'Brien, 1984-92

Most Games Played, Wide Receiver

172	Don Maynard, 1960-72
154	Wesley Walker, 1977-89
152	Wayne Chrebet, 1995-05

Most Games Played, Tight End

160	Mickey Shuler, 1978-89
158	Jerome Barkum, 1972-83
107	Rich Caster, 1970-77

Most Games Played, Running Back

144	Freeman McNeil, 1981-92
137	Bill Mathis, 1960-69
137	Jerald Sowell, 1997-05

Most Games Played, Offensive Line

207	Randy Rasmussen, 1967-81
195	Winston Hill, 1963-76
192	Dan Alexander, 1977-89

Most Games Played, Linebacker

204	Kyle Clifton, 1984-96
200	Mo Lewis, 1991-03
175	Bryan Thomas, 2002-

Most Games Played, Defensive Line

170	Shaun Ellis, 2000-10
147	Marty Lyons, 1979-89
140	Joe Klecko, 1977-87

Most Games Played, Defensive Backs

139	Victor Green, 1993-01
126	Ray Mickens, 1996-03
121	Aaron Glenn, 1994-01

Most Games Played, Kickers

250	Pat Leahy, 1974-91
98	Jim Turner, 1964-70
95	John Hall, 1997-02

Most Games Played, Punters

117	Chuck Ramsey, 1977-84
110	Curley Johnson, 1961-68
70	Brian Hansen, 1994-98

Most Consecutive Games Played

204	Kyle Clifton, 1984-96
195	Winston Hill, 1963-76
180	Dan Alexander, 153

SEASONS PLAYED

Most Seasons Played

18	Pat Leahy, 1974-91
15	Randy Rasmussen, 1967-81
14	Winston Hill, 1963-76

SCORING

POINTS

Most Points, Career

1,740	Pat Leahy, 1974-91 [304 FG, 558 PAT]
697	Jim Turner, 1964-70 [153 FG, 238 PAT]
652	John Hall, 1997-02 [149 FG, 205 PAT]

Most Points, Season

145	Jim Turner, 1968 [34 FG, 43 PAT]
129	Jim Turner, 1969 [32 FG, 33 PAT]
127	Nick Folk, 2010 [30 FG, 37 PAT]

Most Points, Game

24	Wesley Walker, vs. Miami (9/21/86) [4-P]
19	Pat Leahy, vs. Cincinnati (9/16/84) [5 FG, 4 PAT]
	Jim Turner, vs. Buffalo (11/3/80) [6 FG, 1 PAT]

TOUCHDOWNS

Most Touchdowns, Career

88	Don Maynard, 1960-72 [88-P]
71	Wesley Walker, 1977-89 [71-P]
65	Emerson Boozer, 1966-75 [52-R, 12-R]

Most Touchdowns, Season

15	Thomas Jones, 2008 [13-R, 2-P]
14	5 times, last, Thomas Jones, 2009 [14-R]

Most Touchdowns, Game

4	Wesley Walker, vs. Miami 9/21/86 [4-P]
3	31 times, last, Plaxico Burress, vs. San Diego 10/23/11 [3-P]

Most Consecutive Games, Scoring Touchdown

8	Thomas Jones, 2008
7	Santana Moss, 2003
6	3 times, last, Tony Paige, 1985

POINTS AFTER TOUCHDOWN (PATs)

Most PATs Attempted, Career

584	Pat Leahy, 1974-91
242	Jim Turner, 1964-70
210	John Hall, 1997-02

Most PATs Attempted, Season

50	Bill Shockley, 1960
46	John Hall, 1998
45	Pat Leahy, 1985

Most PATs Attempted, Game

8	Pat Leahy, vs. Tampa Bay 11/17/85
6	13 times, last, John Hall, vs. Indianapolis 9/20/98

Most PATs, Career

558	Pat Leahy, 1974-91
238	Jim Turner, 1964-70
205	John Hall, 1997-02

Most PATs, Season

47	Bill Shockley, 1960
46	John Hall, 1998
45	Pat Leahy, 1985

INDIVIDUAL SCORING RECORDS

Most PATs, Game

- 8 Pat Leahy, vs. Tampa Bay, 11/17/85
- 7 Jim Turner, vs. Houston Oilers, 9/18/66
- 6 12 times, last,
John Hall, vs. Green Bay, 12/29/02

Most PATs, Season (no misses)

- 44 Nick Folk, 2010
- Pat Leahy, 1986
- 43 Pat Leahy, 1985
- Jim Turner, 1968

Most PATs, Game (no misses)

- 8 Pat Leahy, vs. Tampa Bay 11/17/85
- 7 Jim Turner, vs. Houston Oilers 9/18/66
- 6 13 times, last,
Jay Feely, vs. Arizona 9/28/08

TWO-POINT CONVERSIONS

Most Two-Point Conversions, Career

- 3 Bill Mathis, 1960-69
- 2 8 times, last,
Braylon Edwards 2009-10

Most Two-Point Conversions, Season

- 2 Rob Moore, 1994
- Bill Mathis, 1967
- 1 23 times, last,
Braylon Edwards, 2010

Most Two-Point Conversions, Game

- 1 27 times, last,
Braylon Edwards, vs. New England 9/19/10

ALL-TIME TWO-POINT CONVERSIONS

Player	Conversions	Year(s)
Bill Mathis	3	1967 (2), 1968
Braylon Edwards	2	2009, 2010
Leon Washington	2	2007, 2008
Anthony Becht	2	2002, 2003
Laveranues Coles	2	2000, 2002
Rob Moore	2	1994 (2)
Don Maynard	2	1967, 1969
George Sauer	2	1966, 1967
Thurlow Cooper	2	1960, 1962
Dustin Keller	1	2009
Jerricho Cotchery	1	2008
Curtis Martin	1	2002
Marcus Coleman	1	2000
Kyle Brady	1	1996
Keyshawn Johnson	1	1996
Mike Taliaferro	1	1966
Dee Mackey	1	1965

FIELD GOALS

Most Field Goals Attempted, Career

- 426 Pat Leahy, 1974-91
- 256 Jim Turner, 1964-70
- 203 John Hall, 1997-02

Most Field Goals Attempted, Season

- 47 Jim Turner, 1969
- 46 Jim Turner, 1968
- 41 John Hall, 1997

Most Field Goals Attempted, Game

- 8 Jim Turner, vs. Buffalo 11/3/68
- 6 John Hall, vs. Indianapolis 12/23/01
- 6 Pat Leahy, vs. Baltimore Colts 11/29/81

Most Field Goals, Career

- 304 Pat Leahy, 1974-91
- 153 Jim Turner, 1964-70
- 149 John Hall, 1997-02

Most Field Goals, Season

- 34 Jim Turner, 1968
- 32 Jim Turner, 1969
- 30 Nick Folk, 2010
- Jay Feely, 2009

Most Field Goals, Game

- 6 Bobby Howfield, vs. New Orleans 12/3/72
- Jim Turner, vs. Buffalo 11/3/68
- 5 John Hall, at Indianapolis 12/23/01
- Pat Leahy, vs. Cincinnati 9/16/84

Most Field Goals, One Quarter

- 3 Jay Feely, vs. St. Louis 11/9/08 [2nd]
- Mike Nugent, at Minnesota 12/17/06
- 2 50 times, last,
Nick Folk, at Philadelphia 12/18/11 [2nd]

Most Consecutive Games, Scoring Field Goals

- 24 Jay Feely, 2008-09
- 22 Pat Leahy, 1985-86
- 19 Mike Nugent, 2006-07

Most Consecutive Field Goals

- 24 Jay Feely, 2008-09
- 22 Pat Leahy, 1985-86
- 19 Nick Folk, 2010-11
- Mike Nugent, 2006-07

Longest Field Goal

- 56 Nick Folk, at Denver 10/17/10
- 55 4 times, last,
Jay Feely, vs. Miami 11/1/09

Longest Field Goal, Attempted

- 68 John Hall, vs. New England 10/12/97
- 62 Pat Leahy, at Washington 10/25/87
- 61 Nick Folk, at Denver 11/17/11
- Nick Folk, at Miami 9/26/10

Highest Field Goal Percentage, Career (Minimum 25 attempts)

- 84.4 Jay Feely, 2008-09 [64-54]
- 83.6 Doug Brien, 2003-04 [61-51]
- 81.5 Mike Nugent, 2005-08 [92-75]

INDIVIDUAL SCORING RECORDS

Highest Field Goal Percentage, Season

(Minimum 1 attempt per game)

88.9 Mike Nugent, 2006 [27-24]

88.5 Pat Leahy, 1990 [26-23]

87.0 Nick Lowery, 1994 [23-20]

Most Field Goals, No Misses, Game

5 Nick Folk, vs. Minnesota 10/11/10

Pat Leahy, vs. Cincinnati 9/16/84

4 20 times, last,

Jay Feely, at Buffalo (Toronto) 12/3/09

Most Field Goal Attempts, 50 or More Yards, Career

24 Pat Leahy, 1974-91

19 John Hall, 1997-02

11 Nick Folk, 2010-11

Most Field Goal, 50 or More Yards, Career

9 John Hall, 1997-02

5 Nick Folk, 2010-11

Pat Leahy, 1974-91

Most Field Goal, 50 or More Yards, Season

4 John Hall, 1997

3 Nick Folk, 2011

John Hall, 2001

Most Field Goals, 50 or More Yards, Game

2 Pat Leahy, at New England 10/20/85

1 29 times, last,

Nick Folk, at Buffalo 11/6/11

ALL-TIME SAFETIES

Player	Safeties	Season
Team	6	2011, 1993, 1989, 1980, 1970, 1962
Marty Lyons	2	1987, 1988
Sione Pouha	1	2011
Muhammad Wilkerson	1	2011
Trevor Pryce	1	2010
Jason Taylor	1	2010
Ralph Baker	1	1964
Verlon Biggs	1	1966
Paul Crane	1	1968
John Elliott	1	1970
Tim Moresco	1	1979
Greg Buttle	1	1981
Wesley Walker	1	1985
Bobby Humphery	1	1986
Dennis Byrd	1	1990
Marvin Washington	1	1992
Erik Howard	1	1995
Bryan Cox	1	1998

PASSING RECORDS

PASS ATTEMPTS

Most Pass Attempts, Career

3,655	Joe Namath, 1965-76
3,465	Ken O'Brien, 1984-92
2,623	Richard Todd, 1976-83

Most Pass Attempts, Season

590	Vinny Testaverde, 2000
573	Mark Sanchez, 2011
522	Brett Favre, 2008

Most Pass Attempts, Rookie, Season

364	Mark Sanchez, 2009
340	Joe Namath, 1965
203	Ken O'Brien, 1984

Most Pass Attempts, Game

69	Vinny Testaverde, at Baltimore 12/24/00
63	Vinny Testaverde, vs. Seattle 12/6/98
62	Joe Namath, vs. Baltimore Colts 10/18/70

COMPLETIONS

Most Completions, Career

2,039	Ken O'Brien, 1984-92
1,836	Joe Namath, 1965-76
1,433	Richard Todd, 1976-83

Most Completions, Season

343	Brett Favre, 2008
328	Vinny Testaverde, 2000
313	Chad Pennington, 2006



Most Completions, Rookie, Season

196	Mark Sanchez, 2009
164	Joe Namath, 1965
116	Ken O'Brien, 1984

Most Completions, Game

42	Vinny Testaverde, vs. Seattle 12/6/98
	Richard Todd, vs. San Francisco 9/21/80
37	Richard Todd, vs. Los Angeles Rams 9/25/83

Most Consecutive Passes Completed

18	Boomer Esiason vs. New England 9/26/83 (first 13) vs. Miami 9/12/83 (last 5)
17	Ken O'Brien at Atlanta 11/9/86
15	Chad Pennington at Buffalo 9/30/07
	Ken O'Brien vs. Buffalo 10/5/86
	Joe Namath vs. Boston Patriots 10/29/67 (first 3)
	Miami 10/22/67 (last 12)

COMPLETION PERCENTAGE

Highest Completion Percentage, Career (min 500 att)

65.7	Brett Faver, 2008 [522-343]
65.6	Chad Pennington, 2000-07 [1919-1259]
59.0	Vinny Testaverde, 1998-03, 05 [1854-1094]

Highest Completion Percentage, Season (min 200 att)

68.9	Chad Pennington, 2002 [399-275]
68.8	Chad Pennington, 2007 [260-179]
65.7	Brett Favre, 2008 [522-343]

Highest Completion Percentage, Rookie, Season

53.8%	Mark Sanchez, 2009
48.2%	Joe Namath, 1965

Highest Completion Percentage, Game (min 20 att)

82.8	Chad Pennington, vs. Minnesota 10/20/02
82.6	Ken O'Brien, at Cleveland 10/6/91
82.1	Chad Pennington, at Buffalo 9/30/07

PASSING YARDS

Most Passing Yards, Career

27,057	Joe Namath, 1965-76
24,386	Ken O'Brien, 1984-92
18,241	Richard Todd, 1976-83

Most Passing Yards, Season

4,007	Joe Namath, 1967
3,818	Ken O'Brien, 1985
3,732	Vinny Testaverde, 2000

Most Passing Yards, Rookie, Season

2,444	Mark Sanchez, 2009
2,220	Joe Namath
1,402	Ken O'Brien

Most Passing Yards, Game

496	Joe Namath, at Baltimore Colts 9/24/72
481	Vinny Testaverde, at Baltimore 12/24/00
479	Ken O'Brien, vs. Miami 9/21/86

Most Games, 300 or More Passing Yards, Career

21	Joe Namath, 1965-76
17	Ken O'Brien, 1984-92
7	Richard Todd, 1976-83

Longest Pass Completion

96	Ken O'Brien [to Wesley Walker], at Buffalo 12/8/85 [TD]
----	---

PASSING RECORDS

- 91 Joe Namath [to Richard Caster], vs. Baltimore Colts 10/26/75
89 Joe Namath [to Richard Caster], at Miami 10/7/74 [TD]

AVERAGE PASSING GAIN

Highest Average Passing Gain, Season (Qualifiers)

- 8.69 Joe Namath, 1972 [324-2,816]
8.28 Joe Namath, 1968 [380-3,147]
8.16 Joe Namath, 1967 [491-4,007]

Highest Average Passing Gain, Game

- 17.71 Joe Namath, at Baltimore Colts 9/23/72
13.67 Joe Namath, vs. Boston Patriots 12/17/66
13.66 Richard Todd, vs. Oakland 10/23/77

TOUCHDOWN PASSES

Most Touchdown Passes, Career

- 170 Joe Namath, 1965-76
124 Ken O'Brien, 1984-92
110 Richard Todd, 1976-83

Most Touchdown Passes, Season

- 29 Vinny Testaverde, 1998
26 Mark Sanchez, 2011
Joe Namath, 1967
Al Dorow, 1960

Most Touchdown Passes, Game

- 6 Brett Favre, vs. Arizona 9/28/08
Joe Namath, Baltimore Colts 9/24/72
5 5 times, last,
Vinny Testaverde, vs. Miami 10/23/00

HIGHEST PERCENTAGE, TOUCHDOWN PASSES

Highest % Touchdown Passes, Season (Qualifiers)

- 6.9 Vinny Testaverde, 1998 [421-29]
6.6 Al Dorow, 1960 [396-26]
5.9 Joe Namath, 1972 [324-19]

PASSES HAD INTERCEPTED

Most Passes Had Intercepted, Career

- 215 Joe Namath, 1965-76
138 Richard Todd, 1976-83
95 Ken O'Brien, 1984-1992

Most Passes Had Intercepted, Season

- 30 Richard Todd, 1980
Al Dorow, 1961
28 Joe Namath, 1975
Joe Namath, 1967

Most Passes Had Intercepted, Game

- 6 Joe Namath, vs. Miami 10/19/75
Joe Namath, vs. Baltimore Colts 10/18/70
Joe Namath, vs. Houston Oilers 10/15/67

Most Attempts, No Interceptions, Game

- 50 Neil O'Donnell, at New England 9/14/97
49 Ken O'Brien, vs. Philadelphia 12/21/87
48 Ray Lucas, at New York Giants 12/5/99
Al Dorow, at Oakland 12/11/60

Least Passes Intercepted, Season (min 200 att)

- 6 Chad Pennington, 2002 [399]
Brooks Bollinger, 2005 [266]
Ray Lucas, 1999 [272]

LOWEST PERCENTAGE, PASSES HAD INTERCEPTED

Lowest%, Passes had Intercepted, Career (min 500 att)

- 2.2 Neil O'Donnell, 1996-97 [648-14]
2.7 Ken O'Brien, 1984-92 [3,465-95]
2.9 Chad Pennington, 2000-07 [1,919-55]

Lowest%, Passes had Intercepted, Season (Qualifiers)

- 1.5 Chad Pennington, 2002 [399-6]
Neil O'Donnell, 1997 [460-17]
1.6 Ken O'Brien, 1985 [488-8]

PASSER RATting

Highest Passer Rating, Career (min 1,000 att)

- 88.9 Chad Pennington, 2000-07
81.0 Ken O'Brien, 1984-1992
80.2 Vinny Testaverde, 1998-03, 05

Highest Passer Rating, Season

- 104.2 Chad Pennington, 2002
101.6 Vinny Testaverde, 1998
96.2 Ken O'Brien, 1985

Highest Passer Rating, Game (min 20 att)

- 158.3 Ken O'Brien, at Seattle 11/2/86
151.4 Joe Namath, at San Diego 12/24/67
149.3 Joe Namath, vs. Boston Patriots, 12/17/66

STARTS

Most Starts, Career

- 126 Joe Namath [61-61-4 .500]
106 Ken O'Brien [50-55-1 .476]
93 Richard Todd [42-50-1 .457]

INDIVIDUAL RUSHING RECORDS

RUSHING

RUSHING ATTEMPTS

Most Rushing Attempts, Career

2,560	Curtis Martin, 1998-05
1,798	Freeman McNeil, 1981-92
1,291	Emerson Boozer, 1,291

Most Rushing Attempts, Season

371	Curtis Martin, 2004
369	Curtis Martin, 1998
367	Curtis Martin, 1999

Most Rushing Attempts, Rookie, Season

215	Matt Snell, 1964
180	John Riggins, 1971
157	Clark Gaines, 1976

Most Rushing Attempts, Game

40	Adrian Murrell, at Cincinnati 9/28/97 [156 yards] Johnny Hector, at New England 10/12/86 [143 yards]
38	Curtis Martin, vs. Arizona 11/7/99 [131 yards]

RUSHING YARDS

Most Rushing Yards, Career

10,302	Curtis Martin, 1998-05
8,074	Freeman McNeil, 1981-92
5,135	Emerson Boozer, 1966-75

Most 1,000-or-More Yard Seasons, Career

7	Curtis Martin, [98, 99, 00, 01, 02, 03, 04]
3	Thomas Jones, [07, 08, 09]
2	Adrian Murrell, [96, 97] Freeman McNeil [84, 85]

Most Rushing Yards, Season

1,697	Curtis Martin, 2004
1,513	Curtis Martin, 2001
1,464	Curtis Martin, 1999

Most Rushing Yards, Rookie, Season

948	Matt Snell, 1964
769	John Riggins, 1971
724	Clark Gaines, 1976



Most Rushing Yards, Game

210	Thomas Jones, vs. Buffalo 10/18/09
203	Curtis Martin, vs. Indianapolis 12/3/00
199	Adrian Murrell at Arizona 10/27/96

Most Games, 100 or More Rushing Yards, Career

43	Curtis Martin, 1998-05
26	Freeman McNeil, 1981-92
16	Thomas Jones, 2007-09

Most Games, 100 or More Rushing Yards, Season

9	Curtis Martin, 2004
8	Curtis Martin, 1998
7	Thomas Jones, 2009 Curtis Martin, 2001 Freeman McNeil, 1984

Most Consecutive Games, 100 or More Rushing Yards

4	Curtis Martin, 1999 Curtis Martin, 1998 Freeman McNeil, 1985
---	--

Longest Run From Scrimmage

90	Johnny Johnson, vs. Chicago 9/25/94
79	Bill Mathis, vs. Houston Oilers 11/21/65
78	Adrian Murrell at Arizona 10/27/96 Bruce Harper vs. Atlanta 10/23/83 [TD]

AVERAGE RUSHING GAIN

Highest Average Rushing Gain, Career (min 400 att)

4.5	Freeman McNeil, 1981-92 [1,798-8,074]
4.4	Clark Gaines, 1976-1980 [581-2,552]
4.3	Shonn Greene, 2009- [546-2,360] Blair Thomas, 2009- [468-2,009]

Highest Average Rushing Gain, Season (min 150 att)

5.2	Freeman McNeil, 1982 [151-786]
4.9	Clark Gaines, 1979 [186-905]
4.7	Freeman McNeil, 1984 [229-1,070]

Highest Average Rushing Gain, Game (min 10 att)

12.1	Cliff McClain, at Detroit 11/23/72 [10-121]
10.7	Freeman McNeil, vs. Buffalo 9/15/85 [18-192]
10.6	Dick Christy, at Oakland 9/9/62 [10-106]

RUSHING TOUCHDOWNS

Most Rushing Touchdowns, Career

58	Curtis Martin, 1998-05
52	Emerson Boozer, 1966-75
41	Johnny Hector, 1983-92

Most Rushing Touchdowns, Season

14	Thomas Jones, 2009
13	Thomas Jones, 2008
12	Curtis Martin, 2004

Most Rushing Touchdowns, Rookie, Season

5	Matt Snell, 1964
4	Leon Washington, 2066
3	Clark Gaines, 1976

Most Rushing Touchdowns, Game

3	11 times, last, Shonn Greene, at Washington 12/4/11
---	--

Most Consecutive Games Rushing For a Touchdown

RECEIVING RECORDS

RECEPTIONS

Most Receptions, Career

627	Don Maynard, 1960-72
580	Wayne Chrebet, 1995-05
517	Al Toon, 1985-92

Most Receptions, Season

93	Al Toon, 1988
91	Laveranues Coles, 2006
89	Laveranues Coles, 2002
	Keyshawn Johnson, 1999

Most Receptions, Rookie, Season

66	Wayne Chrebet, 1995
63	Keyshawn Johnson, 1996
56	Matt Snell, 1964

Most Receptions, Game

17	Clark Gaines, vs. San Francisco 9/21/80
14	Al Toon, vs. Miami 11/27/88
13	Al Toon, at Indianapolis 11/6/88

Most Consecutive Games, Pass Reception

101	Al Toon, 1985-92
79	Mickey Shuler, 1983-89
64	Curtis Martin, 1999-02

RECEIVING YARDS

Most Receiving Yards, Career

11,732	Don Maynard, 1960-72
8,306	Wesley Walker, 1977-89
7,365	Wayne Chrebet, 1995-05



Most Receiving Yards, Season

1,434	Don Maynard, 1967
1,297	Don Maynard, 1968
1,265	Don Maynard, 1960

Most Receiving Yards, Rookie, Season

844	Keyshawn Johnson, 1996
740	Wesley Walker, 1977
726	Wayne Chrebet, 1995

Most Receiving Yards, Game

228	Don Maynad, at Oakland 11/17/68
212	Don Maynard, vs. Houston Oilers 10/20/69
210	Bake Turner, at Houston Oilers 11/10/63

Most Games, 100 or More Yards Receiving, Career

50	Don Maynard, 1960-72
22	Wesley Walker, 1977-89
19	Al Toon, 1985-92

Most Games, 100 or More Yards Receiving, Season

9	Don Maynard, 1967
7	Don Maynard, 1968
5	12 times, last, Laveranues Coles, 2006

Most Consecutive Games, 100 or More Yards, Receiving

4	Don Maynard, 1968
	George Sauer, 1966
3	6 times, last, Al Toon, 1988

Longest Pass Reception

96	Wesley Walker [Ken O'Brien], at Buffalo 12/8/85 [TD]
91	Richard Caster [Joe Namath], vs. Baltimore Colts 10/26/75
89	Joe Namath [Joe Namath], at Miami 10/7/74 [TD]

AVERAGE PER RECEPTION

Highest Average Per Reception, Career (min 100 att)

19.0	Wesley Walker, 1977-89 [438-8,306]
18.7	Don Maynard, 1960-72 [627-11,732]
18.1	Rich Caster, 1970-77 [245-4,434]

Highest Average Per Reception, Season (min 40 rec)

24.4	Wesley Walker, 1978 [48-1,169]
22.8	Don Maynard, 1968 [57-1,297]
20.2	Don Maynard, 1967 [71-1,434]

Highest Average Per Reception, Game (min 4 rec)

44.5	Wesley Walker, vs. Oakland 10/23/77 [4-178]
35.3	Don Maynard, at Denver 9/24/67 [4-141]
35.0	Art Powell, at Oakland 9/9/62 [5-175]

TOUCHDOWN RECEPTIONS

Most Touchdown Receptions, Career

88	Don Maynard, 1960-73
71	Wesley Walker, 1977-89
41	Wayne Chrebet, 1995-05

Most Touchdown Receptions, Season

14	Don Maynard, 1965
	Art Powell, 1960
12	Wesley Walker, 1985
10	5 times, last, Santana Moss, 2003

RECEIVING RECORDS

Most Touchdown Receptions, Rookie, Season

- 8 Keyshawn Johnson, 1996
- 6 Rob Moore, 1990
- 4 Wayne Chrebet, 1995
- Pete Lammons, 1966

Most Touchdown Receptions, Game

- 4 Wesley Walker, vs. Miami 9/21/86
- 3 16 times, last,
- Plaxico Burress, vs. San Diego 10/23/11

1,000 YARD RECEIVING SEASONS

	Player	Yds	Year	Rec	Avg	TD
1.	Don Maynard	1,434	1967	71	20.2	10
2.	Don Maynard	1,297	1968	57	22.8	10
3.	Don Maynard	1,265	1960	72	17.6	6
4.	Laveranues Coles	1,264	2002	89	14.2	5
5.	Don Maynard	1,218	1965	68	17.9	14
6.	George Sauer	1,189	1967	75	15.9	6
7.	Al Toon	1,176	1986	85	13.8	8
8.	Keyshawn Johnson	1,170	1999	89	13.1	8
9.	Wesley Walker	1,169	1978	48	24.4	8
10.	Art Powell	1,167	1960	69	16.9	14
11.	George Sauer	1,141	1968	66	17.3	3
12.	Keyshawn Johnson	1,131	1998	83	13.6	10
13t.	Jerricho Cotchery	1,130	2007	82	13.8	2
13t.	Art Powell	1,130	1962	64	17.7	8
15.	Santana Moss	1,105	2003	74	14.9	10
16.	Laveranues Coles	1,098	2006	91	12.1	6
17.	Wayne Chrebet	1,083	1998	75	14.4	8
18.	George Sauer	1,079	1966	63	17.1	5
19.	Al Toon	1,067	1988	93	11.5	5
20.	Don Maynard	1,041	1962	56	18.6	8
21.	Wesley Walker	1,016	1986	49	20.7	12
22.	Rob Moore	1,010	1994	78	12.9	6
23.	Bake Turner	1,009	1963	71	14.2	6



INTERCEPTION RECORDS

Most Interceptions, Career

34	Bill Baird, 1963-69
29	Dainard Paulson, 1961-66
24	4 times, last, Aaron Glenn, 1994-01 Victor Green, 1993-01

Most Interceptions, Season

12	Dainard Paulson, 1964
11	Leon Riley, 1962
10	Ty Law, 2005

Most Interceptions, Rookie, Season

8	Erick McMillan, 1988
6	Bill Baird, 1963 Fred Julian, 1960

Most Interceptions, Game

3	7 times, last, Ty Law, vs. Buffalo 1/1/06
---	--



100	Darrelle Revis, vs. Miami 10/17/11 [2] Aaron Glenn, at Miami 9/15/96 [1]
-----	---

Longest Interception Return

100	Darrelle Revis, vs. Miami 10/17/11 [TD] Aaron Glenn, at Miami 9/15/96 [TD]
98	Marcus Coleman, at Miami 12/27/99 [TD]

Highest Interception Return Average (min 10 int)

27.7	Darrol Ray, 1980-84 [21]
27.6	Erik McMillan, 1988-92 [22]
22.0	Victor Green, 1993-01 [24]

TOUCHDOWNS

Most Interception Returns for Touchdowns, Career

5	Erik McMillan, 1988-92
4	Mo Lewis, 1991-03 Otis Smith, 1995-99

Most Interception Returns for Touchdown, Season

3	Otis Smith, 1997
2	6 times, last, Dwight Lowery, 2010

Most Interception Returns for Touchdown, Game

2	Otis Smith, vs. Tampa Bay 12/14/97
1	72 times, last, Darrelle Revis, vs. Miami 10/17/11

INTERCEPTION RETURN YARDS

Most Interception Return Yards, Career

608	Erik McMillan, 1988-92
581	Darrol Ray, 1980-84
529	Victor Green, 1993-01

Most Interception Return Yards, Season

227	Darrol Ray, 1981 [7]
195	Ty Law, 2005, 2005 [10]
180	Erik McMillan, 1989 [6]

Most Interception Return Yards, Game

116	Marcus Turner, at Minnesota 11/20/94 [3]
-----	--

INTERCEPTION RECORDS

INTERCEPTIONS RETURNED FOR A TOUCHDOWN

INTERCEPTIONS RETURNED FOR A TOUCHDOWN							Date	Pos	Int Return	Yds	Opp	Quarterback	
	Date	Pos	Int Return	Yds	Opp	Quarterback							
1.	12/04/60	DE	Nick Mumley	26	DEN	Frank Tripucka	57.	11/1/98	LB	Dwayne Gordon	31	KC	Elvis Grbac
2.	11/23/61	DB	Dick Felt	55	BUF	M.C. Reynolds	58.	9/12/99	LB	Bryan Cox	27	NE	Drew Bledsoe
3.	12/15/62	CB	Wayne Fontes	83	HOU	George Blanda	59.	12/12/99	S	Omar Stoutmire	67	MIA	Dan Marino
4.	10/10/64	DB	Bill Baird	54	OAK	Cotton Davidson	60.	12/27/99	CB	Marcus Coleman	98	MIA	Dan Marino
5.	10/31/64	LB	Wahoo McDaniel	38	BOS	Babe Parilli	61.	10/15/00	S	Victor Green	21	NE	Drew Bledsoe
6.	11/22/64	DE	LaVerne Torczon	40	OAK	Cotton Davidson	62.	11/18/01	S	Victor Green	63	MIA	Jay Fiedler
7.	11/29/64	DB	Dainard Paulson	32	KC	Len Dawson	63.	11/18/01	CB	Aaron Glenn	60	MIA	Jay Fiedler
8.	10/30/66	DB	Bill Baird	39	BUF	Jack Kemp	64.	10/3/04	CB	Donnie Abraham	66	MIA	Jay Fiedler
9.	11/12/67	DB	Johnny Sample	41	BUF	Jack Kemp	65.	1/2/05	LB	Jonathan Vilma	38	SL	Marc Bulger
10.	9/22/68	DB	Randy Beverly	68	BOS	Mike Taliaferro	66.	1/15/05	S	Reggie Tongue	86	PIT	Ben Roethlisberger
11.	11/3/68	DB	Johnny Sample	36	BUF	Kay Stephenson	67.	12/26/05	CB	Ty Law	74	NE	Tom Brady
12.	9/14/69	LB	Paul Crane	23	BUF	James Harris	68.	1/1/06	LB	Mark Brown	33	BUF	Kelly Holcomb
13.	9/27/70	CB	Earlie Thomas	36	BOS	Mike Taliaferro	69.	9/22/08	CB	David Barrett	25	SD	Philip Rivers
14.	12/19/70	LB	Larry Grantham	41	BAL	Earl Morrall	70.	9/28/08	CB	Darrelle Revis	32	ARZ	Kurt Warner
15.	9/23/73	CB	Rich Sowells	30	BAL	Marty Domres	71.	11/2/08	S	Abram Elam	92	BUF	Trent Edwards
16.	9/23/73	LB	Ralph Baker	22	BAL	Marty Domres	72.	11/29/09	CB	Darrelle Revis	67	CAR	Jake Delhomme
17.	12/8/74	LB	Ralph Baker	67	BUF	Joe Ferguson	73.	10/11/10	CB/S	Dwight Lowery	26	MIN	Brett Favre
18.	12/15/74	S	Burgess Owens	29	BAL	Bert Jones	74.	12/26/10	CB/S	Dwight Lowery	20	CHI	Jay Cutler
19.	10/2/77	LB	Greg Buttle	44	NE	Steve Grogan	75.	1/2/11	CB	Marquice Cole	35	BUF	Brian Brohm
20.	10/8/78	S	Burgess Owens	40	BUF	Joe Ferguson	76.	10/2/11	LB	David Harris	35	BLT	Joe Flacco
21.	9/30/79	CB	Bobby Jackson	58	MIA	Bob Griese	77.	10/23/11	CB	Darrelle Revis	100	MIA	Matt Moore
22.	10/15/79	S	Shafer Suggs	32	MIN	Tommy Kramer							
23.	11/23/80	S	Ken Schroy	82	HOU	Ken Stabler							
24.	12/20/80	S	Darrol Ray	71	MIA	David Woodley							
25.	10/11/81	S	Darrol Ray	43	NE	Matt Cavanaugh							
26.	11/1/81	S	Darrol Ray	64	NYG	Phil Simms							
27.	12/26/82	CB	Bobby Jackson	77	MIN	Tommy Kramer							
28.	1/9/83	S	Darrol Ray	98	CIN	Ken Anderson							
29.	10/30/83	CB	Jerry Holmes	43	SF	Joe Montana							
30.	11/13/83	DB	Johnny Lynn	42	BUF	Joe Ferguson							
31.	11/21/83	LB	Lance Mehl	34	NO	Ken Stabler							
32.	9/15/85	CB	Kerry Glenn	15	BUF	Vince Ferragamo							
33.	12/28/86	LB	Kevin McArthur	21	KC	Todd Blackledge							
34.	9/18/88	S	Mike Zordich	35	HOU	Brent Pease							
35.	10/17/88	S	Erik McMillan	40	BUF	Jim Kelly							
36.	10/23/88	S	Erik McMillan	55	MIA	Dan Marino							
37.	10/1/89	S	Erik McMillan	92	IND	Jack Trudeau							
38.	10/15/89	CB	James Hasty	34	NO	Bobby Hebert							
39.	9/29/91	S	Erik McMillan	83	MIA	Dan Marino							
40.	12/8/91	S	Erik McMillan	57	DET	Erik Kramer							
41.	9/13/92	S	Mike Brim	77	PIT	Neil O'Donnell							
42.	12/6/92	S	Brian Washington	23	BUF	Jim Kelly							
43.	12/20/92	LB	Bobby Houston	20	MIA	Dan Marino							
44.	10/10/93	S	Brian Washington	62	LAA	Jeff Hostetler							
45.	9/11/94	LB	Mo Lewis	67	DEN	John Elway							
46.	10/30/94	LB	Mo Lewis	18	IND	Don Majkowski							
47.	11/20/94	CB	Marcus Turner	90	MIN	Warren Moon							
48.	9/10/95	CB	Otis Smith	49	IND	Craig Erickson							
49.	10/15/95	LB	Mo Lewis	15	CAR	Kerry Collins							
50.	12/3/95	S	Gary Jones	49	SL	Mark Rypien							
51.	9/15/96	CB	Aaron Glenn	100	MIA	Dan Marino							
52.	12/14/96	CB	Aaron Glenn	13	PHI	Ty Detmer							
53.	9/14/97	LB	Mo Lewis	43	NE	Drew Bledsoe							
54.	11/16/97	CB	Otis Smith	38	CHI	Steve Stenstrom							
55.	12/14/97	CB	Otis Smith	45	TB	Trent Dilfer							
56.	12/14/97	CB	Otis Smith	51	TB	Trent Dilfer							



SACKS, TACKLES & FUMBLE RECORDS

SACKS

Most Sacks, Career

107.5	Mark Gastineau, 1979-88
77.5	Joe Klecko, 1977-87
72.5	Shaun Ellis, 2000-10

Most Sacks, Season

22	Mark Gastineau, 1984
20.5	Joe Klecko, 1981
20	Mark Gastineau, 1981

Most Sacks, Rookie

10	Hugh Douglas, 1995
8.5	Shaun Ellis, 2000
8	Joe Klecko, 1977

Most Sacks, Game

4	5 times, last, John Abraham, at New Orleans 11/4/01
---	--

Most Consecutive Games With a Full Sack

10	Joe Klecko, 1977-78
7	Shaun Ellis, 2003
6	Mark Gastineau, 1983



TACKLES

Most Tackles, Career

1,231	Mo Lewis, 1991-03
1,021	Marvin Jones, 1993-03
846	Victor Green, 1993-01

Most Tackles, Season

173	Jonathan Vilma, 2005
165	Victor Green, 1996
158	Mo Lewis, 1993

Most Tackles, Rookie Season

121	David Harris, 2007
105	Jonathan Vilma, 2004
100	Kerry Rhodes, 2005

Most Tackles, Game

24	David Harris, vs. Washington 11/4/07
20	Victor Green, vs. Buffalo 10/20/96
18	Victor Green, vs. Miami 12/22/96

FUMBLES

OWN FUMBLES

Most Fumbles, Career

68	Ken O'Brien, 1984-92
45	Freeman McNeil, 1981-92
41	Richard Todd, 1976-83

Most Fumbles, Season

14	Ken O'Brien, 1985
13	Boomer Esiason, 1993
12	3 times, last, Vinnie Testaverde, 2001

Most Fumbles, Game

6	Chad Pennington, at Kansas City 9/11/05
4	Mark Sanchez, vs. Miami 12/12/10 Mark Sanchez, at Baltimore 10/2/11

Most Own Fumbles Recovered, Career

26	Ken O'Brien, 1984-92
15	Chad Pennington, 2000-07
14	Emerson Boozer, 1966-75

Most Own Fumbles Recovered, Season

6	Chad Pennington, 2003
5	5 times, last, Vinnie Testaverde, 2001

Most Own Fumbles Recovered, Game

3	Chad Pennington, at Kansas City 9/11/05 Chad Pennington, at Oakland 11/9/03
2	8 times, last, Mark Sanchez, at Detroit 11/7/10

OPPONENTS' FUMBLES

Most Opponents' Fumbles Recovered, Career

18	James Hasty, 1988-94
15	Kyle Clifton, 1984-96
13	Mo Lewis, 1991-03 Victor Green, 1993-01

Most Opponents' Fumbles Recovered, Season

4	11 times, last, Calvin Pace, 2008
---	--------------------------------------

Most Opponents' Fumbles Recovered, Game

2	6 times, last, Ellis Lanster, at Philadelphia 12/18/11
---	---

FORCED FUMBLES

Most Forced Fumbles, Career

29	Mo Lewis, 1991-03
19	John Abraham, 2000-05
13	Shaun Ellis, 2000-10

FUMBLE RECORDS

Most Forced Fumbles, Season

- 6 John Abraham, 2005
John Abraham, 2001
5 4 times, last,
Drew Coleman, 2010

Most Forced Fumbles, Game

- 2 11 times, last,
Aaron Maybin, vs. Miami 10/17/11

TOUCHDOWNS

Most Opponent Fumbles Returned For Touchdown, Career

- 2 Erik McMillan, 1988-92
Mark Gastineau, 1979-88
Greg Buttle, 1976-84

Most Opponent Fumbles Returned For Touchdown, Season

- 2 Erik McMillan, 1989
1 26 times, last,
Marques Douglas, 2009

FUMBLE RETURNS FOR TOUCHDOWNS

	Date	Fumble Return	Yardage	Opp	Fumble by	Fumble Caused
1.	11/24/60	Roger Donnahoo	57	DAL	Johnny Robinson	NA
2.	11/30/62	Larry Grantham	ez	BOS	Tom Yewcic	NA
3.	12/2/73	Phil Wise	80	BAL	Raymond Chester	Burgess Owens
4.	10/20/74	Burgess Owens	ez	BAL	David Lee (punt blocked) Owens recovers and fumbles	Steve Tannen (block)
5.	11/21/76	Greg Buttle	23	NE	Andy Johnson	Lawrence Pillars
6.	9/7/80	Darrol Ray	75	BAL	Joe Washington	Ron Crosby
7.	10/3/83	Mark Gastineau	ez	BUF	Joe Cribbs	Bob Crable
8.	9/2/84	Greg Buttle	4	IND	Mike Pagel	Mark Gastineau
9.	10/21/84	Mark Gastineau	ez	KC	Bill Kenney	Tom Baldwin
10.	9/22/85	Tom Baldwin	9	GB	Guy Prather (fake punt)	None
11.	12/7/87	Bobby Humphery	46	MIA	Troy Stradford	Alex Gordon
12.	10/15/89	Erik McMillan	74	NO	Craig Heyward	Kerry Glenn
13.	10/29/89	Erik McMillan	45	SF	Roger Craig	Kerry Glenn
14.	10/28/90	Darrell Davis	ez	HOU	Warren Moon	Darrell Davis
15.	9/3/95	Matt Brock	3	MIA	Bernie Parmalee	Marvin Washington
16.	12/22/96	Hugh Douglas	62	MIA	Stanley Pritchett	Matt Brock
17.	10/25/98	Jerome Henderson	53	ATL	Steve DeBerg	Victor Green
18.	12/13/98	Chad Cascadden	23	MIA	Dan Marino	Ernie Logan
19.	11/21/99	Eric Ogbogu	ez	BUF	Doug Flutie	Ray Mickens
20.	10/7/01	Mo Lewis	15	BUF	Larry Centers	James Farrior
21.	10/7/01	John Abraham	7	BUF	Rob Johnson	Mo Lewis
22.	9/12/04	Donnie Abraham	41	CIN	Rudi Johnson	Sam Cowart
23.	9/25/05	James Reed	33	JAX	Byron Leftwich	John Abraham
24.	9/24/06	Victor Hobson	32	BUF	J.P. Losman	Kerry Rhodes
25.	10/7/07	Kerry Rhodes	11	NYG	Brandon Jacobs	Kerry Rhodes
26.	11/9/08	Calvin Pace	50	SL	Marc Bulger	Abram Elam
27.	12/14/08	Shaun Ellis	11	BUF	J.P. Losman	Abram Elam
28.	12/27/09	Marques Douglas	1	IND	Curtis Painter	Calvin Pace

SIX TIMES, A JETS PLAYER HAS RECOVERED A FUMBLE ON OFFENSE AND SCORED A TOUCHDOWN:

	Fumble Recovered	Return Yds	Opp	Fumbled by	Date
1.	Joe Namath	1	OAK	Matt Snell	12/17/1967
2.	Randy Rasmussen	ez	MIA	Cliff McClain	10/8/1972
3.	Clarence Jackson	24	CHI	John Riggins	9/22/1974
4.	Willie Brister	ez	BAL	John Riggins	10/26/1975
5.	Bobby Jones	61	BUF	Mike Augustyniak	10/18/1981
6.	Matt Slauson	1	DEN	Bilal Powell	11/17/2011

COMBINED YARDS & BLOCKED KICK RECORDS

COMBINED KICK RETURNS

Most Combined Kick Returns, Career

426	Bruce Harper, 1977-84 [183-P, 143-K]
225	Jo Jo Townsell, 1985-90 [127-P, 98-K]
181	Leon Washington, 2006-09 [64-P, 117-K]

Most Combined Kick Returns, Season

88	Bruce Harper, 1979 [55 KR, 33PR]
85	Bruce Harper, 1978 [55KR, 33PR]
77	Leon Washington, 2008 [48 KR, 29 PR]
	Bruce Harper, 1980 [49 KR, 28 PR]

Most Combined Kick Returns, Game

10	Lou Piccone vs. NE 11/21/76 [5 KR, 5 PR]
	Jo Jo Townsell vs. SD 12/03/89 [3 KR, 7 PR]

Most Blocked Extra Points, Career

2	Jim Bailey
	Carl Barzilauskas
	Lawrence Pillers
	Joe Klecko

Most Blocked Extra Points, Season

2	Jim Bailey, 1975
	Lawrence Pillers, 1977
	Joe Klecko, 1978

Most Blocked Extra Points, Game

2	Jim Bailey vs. MIA 10/19/75
---	-----------------------------

YARDS GAINED

Most Combined Kick Return Yards, Career

7,191	Bruce Harper, 1977-84 [1,784-P, 5,407-K]
3,585	Leon Washington, 2006-09 [599-P, 2,986-K]
3,408	Jo Jo Townsell, 1985-90 [127-P, 98-K]

Most Combined Kick Returns, Season

1,658	Bruce Harper, 1978 [378-P, 1,280-K]
1,586	Justin Miller, 2005 [9-P, 1,586-K]
1,560	Chad Morton, 2002 [51-P, 1,509-K]

Most Combined Kick Returns, Game

278	Chad Morton, at Buffalo 9/8/02 [0-P, 278-K]
242	Jonathan Carter, at Indianapolis 11/16/03 [0-P, 242-K]
234	Bobby Humphery, at Cincinnati 12/21/86 [0-P, 234-K]

TOUCHDOWNS

Most Combined Kick Returns for Touchdowns, Career

4	Leon Washington, 2006-09 [0-P, 4-K]
	Dick Christy, 1961-63 [4-P, 0-K]
3	Brad Smith, 2006-10 [0-P, 3-K]
	Justin Miller, 2005-09 [0-P, 3-K]
	Jo Jo Townsell, 1985-90 [2-P, 1-K]

Most Combined Kick Returns for Touchdowns, Season

3	Leon Washington, 2007 [0-P, 3-K]
2	8 times, last,
	Brad Smith, 2010 [0-P, 2-K]

Most Combined Kick Returns for Touchdowns, Game

2	Chad Morton, at Buffalo [0-P, 2-K]
	Dick Christy, vs. Denver [2-P, 0-K]
1	37 times, last,
	Joe McKnight, at Baltimore [0-P, 1-K]

BLOCKED KICKS

Most Blocked Punts, Career (since 1979)

2	Donald Dykes
	Eric Smith

Most Blocked Punts, Season (since 1979)

2	Donald Dykes, 1979
---	--------------------

Most Blocked Field Goals, Career (since 1979)

2	Mark Gastineau
	Barry Bennett
	Shane Burton

Most Blocked Field Goals, Season

2	Shane Burton, 2000
---	--------------------

PUNT & KICKOFF RETURN RECORDS

PUNT RETURNS

Most Punt Returns, Career

183	Bruce Harper, 1977-84
127	Jo Jo Townsell, 1985-90
91	Leon Johnson, 1997-00

Most Punt Returns, Season

51	Leon Johnson, 1997
38	4 times, last Dedric Ward, 1999

Most Punt Returns, Rookie, Season

51	Leon Johnson, 1997
38	Roscoe Word, 1974
34	Bruce Harper, 1977 Mike Battle, 1969

Most Punt Returns, Game

7	Jo Jo Townsell, at San Diego 12/3/89 Jo Jo Townsell, vs. Kansas City 10/2/88
3	10 times, last, Craig Yeast, at Carolina 10/28/01

FAIR CATCHES

Most Fair Catches, Career

39	Bruce Harper, 1977-84
38	Jo Jo Townsell, 1985-90 Chris Farasopoulos, 1971-73

Most Fair Catches, Season

19	Jim Leonhard, 2010 Dedric Ward, 2000
18	Santana Moss, 2003



Most Fair Catches, Game

4	4 times, last, Jeremy Kerley, vs. New York Giants 12/24/11
---	---

PUNT RETURN YARDS

Most Punt Return Yards, Career

1,784	Bruce Harper, 1977-84
1,360	Jo Jo Townsell, 1985-90
1,052	Santana Moss, 2001-04

Most Punt Return Yards, Season

619	Leon Johnson, 1997
425	Bruce Harper, 1977
413	Santana Moss, 2002

Most Punt Return Yards, Rookie, Season

619	Leon Johnson, 1997
425	Bruce Harper, 1977
383	Dick Christy, 1961

Most Punt Return Yards, Game

137	Dick Christy, vs. Denver 9/24/61
128	Kirk Springs, at New Orleans 11/21/83
117	Leon Johnson, at Baltimore 11/2/97

Longest Punt Return

98	Terance Mathis, vs. Dallas 11/4/90 [TD]
93	Bill Baird, vs. Houston Oilers 11/10/63
91	Jo Jo Townsell, vs. Seattle 11/9/87 [TD]

PUNT RETURN AVERAGE

Highest Punt Return Average, Career (min 40 att)

16.2	Dick Christy, 1961-63
12.0	Santana Moss, 2001-04
10.7	Jo Jo Townsell, 1985-90

Highest Punt Return Average, Season (min 20 att)

16.5	Santana Moss, 2002 [25-413]
12.6	Bruce Harper, 1978 [30-378]
12.5	Bruce Harper, 1977 [34-425]

Highest Punt Return Average, Rookie, Season

12.5	Bruce Harper, 1977 [34-425]
12.1	Leon Johnson, 1997 [51-619]
10.9	Jeremy Kerley, 2011 [29-317]

Highest Punt Return Average, Game (min 3 att)

45.7	Dick Christy, vs. Denver 9/24/61 [3-137]
42.7	Kirk Springs, at New Orleans 11/21/83 [3-128]
34.0	Santana Moss, vs. Buffalo 10/12/03 [3-102]

TOUCHDOWNS

Most Punt Returns for Touchdown, Career

4	Dick Christy, 1961-63
2	Santana Moss, 2001-04 Jo Jo Townsell, 1985-90
1	8 times, last, Leon Johnson, 1997-00

Most Punt Returns for Touchdown, Season

2	Santana Moss, 2002 Dick Christy, 1962 Dick Christy, 1961
---	--

Most Punt Returns for Touchdown, Rookie, Season

1	Leon Johnson, 1997 Terance Mathis, 1990 Bill Baird, 1963
---	--

PUNT & KICKOFF RETURN RECORDS

Most Punt Returns for Touchdown, Game

2	Dick Christy, vs. Denver 9/24/61 [70, 64]
1	14 times, last, Santana Moss, at San Diego 11/3/02 [52]

Punt Returns for a Touchdown

Date	Returner	Yards	Opp
1/15/05	Santana Moss	75	at Pittsburgh*
11/3/02	Santana Moss	52	at San Diego
10/27/02	Santana Moss	63	vs. Cleveland
11/23/97	Leon Johnson	66	vs. Minnesota
11/4/90	Terance Mathis	98	vs. Dallas
12/10/88	JoJo Townsell	59	vs. Indianapolis
11/9/87	JoJo Townsell	91	vs. Seattle
10/4/87	Michael Harper	78	vs. Dallas
11/21/83	Kirk Springs	76	at New Orleans
10/8/78	Bruce Harper	82	vs. Buffalo
11/14/76	Lou Piccone	60	vs. Tampa Bay
9/17/72	Chris Farasopoulos	65	at Buffalo
11/10/63	Bill Baird	93	at Houston Oilers
10/28/62	Dick Christy	73	vs. San Diego
10/14/62	Dick Christy	58	at Houston Oilers
9/24/61	Dick Christy	64	vs. Denver
9/24/61	Dick Christy	70	vs. Denver

*=Postseason

KICKOFF RETURNS

Most Kickoff Returns, Career

243	Bruce Harper, 1977-84
130	Bobby Humphery, 1984-89
117	Leon Washington, 2006-09

Most Kickoff Returns, Season

60	Justin Miller, 2005
58	Chad Morton, 2002
55	Bruce Harper, 1978

Most Kickoff Returns, Game

8	4 times, last, Justin Miller, at Jacksonville 10/8/06
---	--

KICKOFF RETURN YARDS

Most Kickoff Return Yards, Career

5,407	Bruce Harper, 1977-84
3,066	Justin Miller, 2005-09
2,986	Leon Washington, 2006-09

Most Kickoff Return Yards, Season

1,577	Justin Miller, 2005
1,509	Chad Morton, 2002
1,432	Brad Smith, 2010

Most Kickoff Return Yards, Rookie, Season

1,577	Justin Miller, 2005
1,035	Bruce Harper, 1977
961	Lou Piccone, 1974

Most Kickoff Return Yards, Game

278	Chad Morton, at Buffalo 9/8/02
242	Jonathan Carter, at Indianapolis 11/16/03
234	Bobby Humphery, at Cincinnati 12/21/86

Longest Kickoff Return

107	Joe McKnight, at Baltimore 10/2/11 [TD]
106	Brad Smith, at Indianapolis 12/27/09 [TD]
103	Justin Miller, vs. Indianapolis 10/1/06

KICKOFF RETURN AVERAGE

Highest Kickoff Return Average, Career (min 50 att)

26.9	Justin Miller, 2005-09 [114-3,066]
26.6	Brad Smith, 2006-10 [74-1,968]
25.5	Leon Washington, 2006-09 [117-2,986]

Highest Kickoff Return Average, Season (Qualifiers)

31.6	Joe McKnight, 2011 [34-1,073]
30.7	Bobby Humphery, 1984 [22-675]
28.7	Leon Burton, 1960 [30-862]

Highest Kickoff Return Average, Game (min 3 att)

57.0	Justin Miller, vs. Indianapolis 10/1/06
51.7	Leon Washington, at New York Giants 10/7/07
46.7	Brad Smith, at Pittsburgh 12/19/10 Aaron Glenn, vs. Buffalo 9/7/97

TOUCHDOWNS

Most Kickoff Returns for Touchdowns, Career

4	Leon Washington, 2006-09
3	Brad Smith, 2006-10 Justin Miller, 2005-09

Most Kickoff Returns for Touchdowns, Season

3	Leon Washington, 2007
2	4 times, last, Brad Smith, 2010

Most Kickoff Returns for Touchdowns, Game

2	Chad Morton, at Buffalo 9/8/02
1	23 times, last, Joe McKnight, at Baltimore 10/2/11

Kickoff Returns for a Touchdown

Date	Returner	Yards	Opp
10/2/11	Joe McKnight	107	at Baltimore
12/19/10	Brad Smith	97	at Pittsburgh
11/25/10	Brad Smith	89	vs. Cincinnati
12/27/09	Brad Smith	106	at Indianapolis
11/13/08	Leon Washington	92	at New England
11/4/07	Leon Washington	86	vs. Washington
10/7/07	Leon Washington	98	at New York Giants
9/23/07	Leon Washington	98	vs. Miami
10/29/06	Justin Miller	99	at Cleveland
10/1/06	Justin Miller	103	vs. Indianapolis
1/1/06	Justin Miller	95	vs. Buffalo
1/2/05	Jerricho Cotchery	94	at St. Louis
11/16/03	Jonathan Carter	90	at Indianapolis
9/8/02	Chad Morton	96	at Buffalo
9/8/02	Chad Morton	98	at Buffalo
9/17/00	Kevin Williams	97	vs. Buffalo
12/14/97	Leon Johnson	101	vs. Tampa Bay
9/7/97	Aaron Glenn	96	vs. Buffalo
12/21/86	Bobby Humphery	96	at Cincinnati
12/13/86	JoJo Townsell	93	vs. Pittsburgh
9/6/84	Bobby Humphery	97	vs. Pittsburgh
10/28/73	Burgess Owens	82	vs. Denver
11/20/66	Emerson Boozer	96	vs. Miami
10/28/60	Leon Burton	101	vs. Oakland
9/23/60	Leon Burton	88	vs. Denver

PUNTING RECORDS

PUNTING

Most Punts, Career

553	Chuck Ramsey, 1977-84
534	Curley Johnson, 1961-68
359	Brian Hansen, 1994-98

Most Punts, Season

99	Brian Hansen, 1995
92	T.J. Conley, 2011
87	Joe Prokop, 1989

Most Punts, Rookie, Season

75	Greg Gantt, 1974
74	Julian Fagan, 1973
74	Ben Graham, 2005

Most Punts, Game

11	Steve O'Neal, at Baltimore Colts 9/19/71
10	Steve O'Neal, at New England 9/10/71
	Curley Johnson, vs. Buffalo 12/19/65

Longest Punt

98	Steve O'Neal, at Denver 9/21/69
79	Chuck Ramsey, at Baltimore Colts 10/15/78
76	Joe Prokop, at New England 11/5/89

PUNTING AVERAGE

Highest Punting Average, Career (min 100 punts)

43.7	Ben Graham, 2005-08 [226-9,876]
43.1	Tom Tupa, 1999-2001 [231-9,948]
42.5	Curley Johnson, 1961-68 [534-22,718]

Highest Punting Average, Season (Qualifiers)

45.3	Curley Johnson, 1965 [72-2,260]
45.2	Tom Tupa, 1999 [81-3,659]
44.7	Tom Tupa, 2000 [83-3,714]

Highest Punting Average, Game (min 4 att)

57.4	Steve O'Neal, at Denver 9/21/69
54.7	Curley Johnson, at Denver 10/3/65
54.5	Curley Johnson, at San Diego 11/24/68

Highest Net Punting Average, Career (min 100 punts)

37.4	Steve Weatherford, 2009-10 [226]
	Ben Graham, 2005-08 [164]
35.6	Louie Aguiar, 1991-93 [210]

Highest Net Punting Average, Season (Qualifiers)

38.8	T.J. Conley, 2011 [92]
38.2	Tom Tupa, 1999 [81]
38.1	Steve Weatherford, 2010 [84]

INSIDE THE 20

Most Punts Inside 20, Career

125	Chuck Ramsey, 1977-84
87	Brian Hansen, 1994-98
73	Joe Prokop, 1988-90

Most Punts Inside 20, Season

42	Steve Weatherford, 2010
32	T.J. Conley, 2011
29	Joe Prokop, 1989

Most Punts Inside 20, Game

6	Steve Weatherford, vs. Miami 12/12/10
5	Steve Weatherford, vs. Cincinnati 11/25/10
	Tom Tupa, at Carolina 10/28/01
	Brian Hansen, at Houston Oilers 12/17/95

TOUCHBACKS

Most Touchbacks, Career

63	Chuck Ramsey, 1977-84
37	Brian Hansen, 1994-98
27	Tom Tupa, 1999-01

Most Touchbacks, Season

15	Tom Tupa, 2000
13	Chuck Ramsey, 1981
12	Brian Hansen, 1994

Most Touchbacks, Game

3	5 times, last, Ben Graham, vs. Chicago 11/19/06
---	--

PUNTS HAD BLOCKED

Most Punts Had Blocked, Career

4	Chuck Ramsey, 1977-84
	Curley Johnson, 1961-68
3	Greg Gantt, 1974-75

Most Punts Had Blocked, Game

1	21 times, last, Reggie Hodges, vs. Miami 12/28/08
---	--

OFFENSIVE TEAM RECORDS

ATTENDANCE

Largest Home Attendance, Regular Season Game

79,454 vs. MIA 12/28/08
79,106 vs. CIN 1/3/10
79,088 5 times, Last 12/24/11

GAMES WON

Most Consecutive Wins, Regular Season

9 1986

Consecutive Games Without Defeat, Regular Season

9 1986
8 1999-00
6 1969, 1974, 1998,
5 1981, 1982, 1985, 1993, 2004, 2008, 2010

Most Wins, Regular Season

12 1998 [16]
11 2010 [16], 1985 [16], 1968 [14]

Most Consecutive Wins, One Season

9 1986
7 1998
6 1974, 1969, 1968

Most Consecutive Wins, Start of Season

5 2004
4 2000
3 2009, 1966

Most Consecutive Wins, End of Season

6 1974, 1968
4 1999
3 1979

Most Consecutive Home Wins, Regular Season

7 1998
6 1985
5 1968, 1986,

Most Consecutive Road Wins, Regular Season

5 1986, 2001, 2010
4 1969, 1984, 2006,
3 1974, 1981, 1983, 1991, 1993, 1998, 2000, 2009

Most Shutout Wins, Regular Season

2 1993
1 9 times, last,
2010

Most Consecutive Shutout Wins, Regular Season

None

Most Consecutive Overtime Wins, Regular Season

2 2010

GAMES LOST

Most Consecutive Losses, Regular Season

12 1995-96
8 1975
7 1964-65, 1977, 1994-95, 1996, 2005

Most Losses, Regular Season

15 1996 [16]
13 1995 [16]
12 1980, 1989, 2005, 2007 [16]

Most Consecutive Losses, One Season

8 1996, 1975
7 2005, 1996, 1977
6 2007, 1984, 1974, 1970

Most Consecutive Losses, Start of Season

8 1996
5 1980
4 2003, 2002, 1992, 1976, 1965

Most Consecutive Losses, End of Season

7 1996
5 1994, 1986
4 1995, 1987, 1976

SCORING

POINTS

Most Points, Season

419 1968 [14]
416 1998 [16]
405 2008 [16]

Fewest Points, Season

169 1976 [14]
191 1977 [14]
212 1971 [14]

Most Points, Game

62 vs. Tampa Bay 11/17/85
56 vs. Arizona 9/28/08
52 vs. Houston Oilers 9/18/66

Fewest Points, Game

0 23 times, last,
vs. Green Bay 10/31/10

Most Points, Both Teams, Game

96 Jets [51]vs. Miami [45] 9/21/86
93 Jets [43] at Los Angeles Chargers [50] 12/18/60
91 Jets [56] vs. Arizona [35] 9/28/08
Jets [46] at Denver [45] 11/22/62

Fewest Points, Both Teams, Game

3 Jets [3] at Washington [0] 12/11/93
6 Jets [6] vs. Pittsburgh [0] 12/14/03
Jets [6] at New England [0] 11/28/93
Jets [0] at Indianapolis [6] 10/11/87

Most Points Overcome to Win Game

23 vs. Miami 10/23/00 [7-30, 3rd-4th quarters, won 40-37 OT]
21 at Denver 11/5/78 [7-28, 2nd quarter, won 31-28]
17 at Denver 9/24/67 [7-24, 2nd quarter, won 38-24]
vs. Miami 10/14/01 [0-17, 2nd quarter, won 21-17]

Most Points Overcome, in Fourth Quarter, to Win Game

23 vs. Miami 10/23/00 [7-30, won 40-37 OT]
14 at New Orleans 11/21/83 [14-28, won 31-28]
vs. Dallas 9/11/11 [10-24, won 27-24]

Most Points, First Half

41 at San Diego 11/5/61
40 vs. St. Louis 11/9/08
35 vs. New England 9/26/93
at Indianapolis 11/3/85
vs. Buffalo 10/8/78

OFFENSIVE TEAM RECORDS

Most Points, Second Half

38	vs. Boston 10/27/68
37	vs. New England 9/21/87
33	vs. Miami 10/23/00 [includes 3 points in OT]

Most Points, One Quarter

34	vs. Arizona 9/28/08 [2nd]
30	vs. Miami 10/23/00 [4th]
28	vs. Miami 9/21/86 [2nd]
	vs. Boston 10/27/68 [4th]

Most Points, First Quarter

21	vs. Buffalo 10/07/04
----	----------------------

Most Points, Second Quarter

34	vs. Arizona 09/28/08
----	----------------------

Most Points, Third Quarter

21	6 times. Last at BUF 10/03/10
----	-------------------------------

Most Points, Fourth Quarter

30	vs. Miami 10/23/10
----	--------------------

Most Points, Overtime

6	6 times
---	---------

Most Consecutive Games Scoring

160	1996-2005 (including 7 playoff games)
67	1966-1970 (including 3 playoff games)
64	2006-2010 (including 4 playoff games)

TOUCHDOWNS

Most Touchdowns, Season

51	1990 [14]
49	1998 [16]
46	1967 [14]

Fewest Touchdowns, Season

20	1976 [14]
21	1977 [14]
23	1992 [16]

Most Touchdowns, Game

8	vs. Tampa Bay 11/17/85
7	vs. Arizona 9/28/08
	vs. Miami 9/21/86
	vs. Houston 9/18/66

Most Touchdowns, Both Teams, Game

13	Jets [7] vs. Miami [6] 9/21/86
12	Jets [7] vs. Arizona [5] 9/28/08
	Jets [8] vs. Tampa Bay [4] 11/17/85
	Jets [6] at Los Angeles Chargers [6] 12/18/60

Most Total Return Touchdowns, Season

8	4 times, last, 2008 (4 FR, 3 INT, 1 KOR)
---	---

Fewest Total Return Touchdowns, Season

0	1965 [14]
	1971 [14]
1	4 times, last, 2003 [16]

Most Defensive * Touchdowns, Season

6	2001 [16]
5	4 times, lasts, 2008 [16]

Fewest Defensive* Touchdowns, Season

0	4 times, last, 2003 [16]
---	-----------------------------

*Includes blocked punt returns for touchdowns

POINTS AFTER TOUCHDOWNS

Most Points After Touchdown, Season

47	1960 [14]
45	1998 [16]
44	2011 [16]
	1986 [16]

Fewest Points After Touchdown, Season

16	1976 [16]
18	1971 [14]
23	2007 [16]
	1992 [16]

Most Points After Touchdown, Game

8	vs. Tampa Bay 11/17/85
7	vs. Houston Oilers 9/18/66
6	13 times, last, vs. Arizona 9/28/08

Most Points After Touchdown, Both Teams, Game

12	Jets [6] vs. Miami [6] 9/21/86
----	--------------------------------

TWO-POINT CONVERSIONS

Most Two-Point Conversion Attempts, Game

3	at Indianapolis 11/17/96
2	9 times, last, at Indianapolis 12/27/09

Most Two-Points Conversions, Season

4	1967
3	2002
2	6 times, last, 2009

Most Two-Points Conversion, Game

2	at Indianapolis 12/27/09
1	24 times, last, vs. Miami 12/28/08

FIELD GOALS

Most Field Goal Attempts, Season

47	1969 [14]
46	1968 [14]
43	1991 [16]

Fewest Field Goal Attempts, Season

16	1976 [14]
17	1982 [9]
18	1974 [14]

Most Field Goal Attempts, Game

6	vs. Baltimore Colts 11/29/81
	at Indianapolis 11/23/01
5	9 times, last, at Cleveland 11/14/10

Most Field Goal Attempts, Both Teams, Game

9	7 times, last, Jets [4] vs. Philadelphia [5] 10/14/07
---	--

Most Field Goals, Season

34	1968 [14]
32	1969 [14]
30	2010 [16]
	2009 [16]
	1991 [16]

OFFENSIVE TEAM RECORDS

Fewest Field Goals, Season

8	1971 [14]
	1961 [14]
9	1963 [14]
	1960 [14]

Most Field Goals, Game

6	vs. New Orleans 12/3/72
	vs. Buffalo 11/3/68
5	vs. Minnesota 10/11/10
	at Indianapolis 12/23/01
	vs. Cincinnati 9/16/84

Most Field Goals, Both Teams, Game

7	9 times, last,
	Jets [4] vs. Philadelphia [5] 10/14/07

SAFETIES

Most Safeties, Season

3	2011
2	2010
1	22 times, last,
	2003

Most Safeties, Game

1	27 times, last,
	vs. Kansas City 12/11/11

FIRST DOWNS

Most First Downs, Season

344	1985 [16]
338	1998 [16]
331	1991 [16]
	1988 [16]

Fewest First Downs, Season

193	1982 [9]
195	1977 [14]
198	1963 [14]

Most First Downs, Game

39	vs. Miami 11/27/88 [13-23-3]
35	vs. Tampa Bay 11/17/85 [15-18-2]
32	at Miami 10/4/81 [13-16-3]

Fewest First Downs, Game

6	vs. Baltimore 9/13/10 [3-2-1]
	vs. Cincinnati 12/12/76 [5-1-0]
7	6 times, last,
	at Baltimore 10/2/11 [3-4-0]

Most First Downs, Rushing, Season

153	1979 [16]
135	2004 [16]
133	1991 [16]

Fewest First Downs, Rushing, Season

52	1963 [14]
60	1962 [14]
14	2005 [16]

Most First Downs, Rushing, Game

20	at New England 9/19/82
16	at Oakland 10/25/09
	vs. Detroit 10/22/06
	vs. Indianapolis 9/20/98

Fewest First Downs, Rushing, Game

0	vs. New England 9/17/06
	at Kansas City 9/11/05
	vs. Miami 9/14/03

Most First Downs, Passing Season

207	1998 [16]
201	1985 [16]
192	2000 [16]

Fewest First Downs, Passing, Season

67	1971 [14]
93	1976 [14]
95	1982 [9]

Most First Downs, Passing, Game

25	vs. San Francisco 9/21/80
23	vs. Miami 11/27/88
21	vs. Miami 10/23/00
	at Seattle 12/6/98

Most First Downs, Penalty, Season

36	2011 [16]
34	1996 [16]
32	2000 [16]
	1998 [16]
	1988 [16]

Fewest First Downs, Penalty, Season

11	1994 [16]
	1982 [9]
12	1989 [16]

Most First Downs, Penalty, Game

7	vs. Kansas City 12/11/11
	vs. Miami 10/23/00
6	vs. Dallas 12/18/93

PLAYS

Most Plays, Season

1,123	1985 [16]
1,094	1988 [16]
1,087	2010 [16]

Fewest Plays, Season

501	1975 [14]
532	1978 [16]
571	1981 [16]

NET YARDS

Most Net Yards, Season

5,896	1985 [16]
5,715	1998 [16]
5,616	2010 [16]

Fewest Net Yards, Season

3,218	1982 [9]
3,267	1971 [14]
3,499	1963 [14]

Most Net Yards, Game

597	vs. Miami 11/27/88 [426 pass, 171 rush]
581	vs. Miami 9/21/86 [449 pass, 132 rush]
	vs. Tampa Bay 11/17/85 [379 pass, 202 rush]

OFFENSIVE TEAM RECORDS

NET YARDS (cont.)

Fewest Net Yards, Game

72	vs. Cincinnati 12/12/76 [8 pass, 64 rush]
113	at San Diego 12/6/64 [80 pass, 33 rush]
118	at Baltimore Colts 12/19/71 [75 pass, 43 rush]
	at Pittsburgh 10/21/73 [46 pass, 72 rush]

Most Consecutive Games, 300 or More Net Yards

14	1968-69 [16 with playoffs]
11	2010
10	1981-82 [11 with playoffs]

Most Consecutive Games, 400 or More Net Yards

3	2010
	1996
	1985

RUSHING

RUSHING ATTEMPTS

Most Rushing Attempts, Season

634	1979 [16]
607	2009 [16]
571	1981 [16]

Fewest Rushing Attempts, Season

304	1982 [9]
306	1963 [14]
317	1962 [14]

Most Rushing Attempts, Game

58	at New England 10/14/73 [232]
57	vs. Cincinnati 1/3/10 [257]
54	at NE 10/15/72 [333]

Fewest Rushing Attempts, Game

8	at Denver 11/11/05 [19]
9	vs. New England 9/15/02 [32]
	vs. Buffalo 10/30/66 [5]

Most Rushing Attempts, Both Teams, Game

94	Jets [41] vs. Dallas [53] 12/21/75
	Jets [33] at Buffalo [61] 9/29/74
89	Jets [51] vs. Cleveland [38] 9/2/79
	Jets [41] at San Diego [48] 12/15/75

Fewest Rushing Attempts, Both Teams, Game

36	Jets [21] vs. Houston Oilers [15] 10/13/91
38	Jets [13] vs. Buffalo [25] 11/8/64
39	New York Titans [23] vs. Denver [16] 9/24/61
	Jets [28] vs. Miami [11] 11/27/94

RUSHING YARDS

Most Rushing Yards, Season

2,756	2009 [16]
2,646	1979 [16]
2,388	2004 [16]

Fewest Rushing Yards, Season

978	1969 [14]
1,213	1962 [14]
1,279	1995 [16]

Most Rushing Yards, Game

333	at New England 10/15/72 [54]
318	vs. Buffalo 10/18/09 [40]
316	at Oakland 10/25/09 [54]

Fewest Rushing Yards, Game

5	vs. Buffalo 10/30/66 [9]
10	at Oakland 12/10/00 [20]
15	at New York Giants 12/5/99 [12]

Most Rushing Yards, Both Teams, Game

489	Jets [229] at Detroit [260] 11/23/72
470	Jets [232] vs. Washington [238] 12/05/76
469	Jets [333] vs. New England [136] 10/15/72

Fewest Rushing Yards, Both Teams, Game

52	Jets [27] vs. Houston [25] 11/26/06
70	Jets [43] vs. Houston Oilers [27] 10/13/91
104	Jets [46] vs. Boston Patriots [58] 9/27/64

AVERAGE RUSHING GAIN

Highest Average Gain, Rushing, Season

4.7	2008 [422-2,004]
4.6	2001 [445-2,054]
4.5	2009 [607-2,756]
	2004 [527-2,388]
	1990 [576-2,127]

Lowest Average Gain, Rushing, Season

3.2	1963 [306-978]
3.4	1997 [431-1,485]
	1968 [467-1,608]
	1967 [389-1,307]

Highest Average Gain, Rushing, Game (min 15 att)

9.1	vs. Chicago 9/25/94 [18-164]
8.0	vs. Buffalo 10/18/09 [40-318]
	at Denver 11/8/92 [20-159]



OFFENSIVE TEAM RECORDS

AVERAGE RUSHING GAINED (cont.)

Lowest Average Gain, Rushing, Game (min 15 att)

0.5	at Oakland 12/10/00 [20-10]
1.0	vs. Houston 11/26/06 [26-27]
1.6	at Boston 10/2/66 [18-29] vs. New Orleans 10/26/86 [34-55]

RUSHING TOUCHDOWNS

Most Rushing Touchdowns, Seasons

23	1979 [16]
22	1968 [14]
21	2009 [16] 1978 [16]

Fewest Rushing Touchdowns, Seasons

2	1995 [16]
6	2007 [16] 1977 [14]

Most Rushing Touchdowns, Game

6	vs. Boston Patriots 10/27/68
5	vs. New England 9/26/93
4	8 times, last, vs. Cincinnati 1/3/10

PASSING

PASSING ATTEMPTS

Most Pass Attempts, Season

637	2000 [16]
629	1996 [16]
589	1995 [16]

Fewest Pass Attempts, Season

278	1971 [14]
279	1982 [9]
347	1972 [14]

Most Pass Attempts, Game

69	at Baltimore 12/24/00 [36]
63	vs. Seattle 12/6/98 [42]
62	vs. Baltimore Colts 10/18/70 [34] vs. Denver 12/3/67 [25]

Fewest Pass Attempts, Game

7	at New England 10/14/73 [1]
9	at New England 10/15/72 [5] vs. Kansas City 11/7/71 [3]

Most Pass Attempts, Both Teams, Game

104	Jets [58] at San Francisco [46] 9/6/98 Jets [49] vs. Miami [55] 10/18/87
97	Jets [37] at Miami [60] 10/23/88

Fewest Pass Attempts, Both Teams, Game

20	Jets [18] at Buffalo [2] 9/29/74
25	Jets [7] at New England [18] 10/14/73
28	Jets [13] vs. Dallas [15] 12/21/75

COMPLETIONS

Most Completions, Season

352	2000 [16]
347	2008 [16]
339	1996 [16]

Fewest Completions, Season

119	1971 [14]
165	1982 [9]
170	1977 [14]

Most Completions, Game

42	vs. Seattle 12/6/98 [63] vs. San Francisco 12/21/80 [60]
37	vs. Los Angeles Rams 9/25/83 [50]

Fewest Completions, Game

1	at New England 10/14/73 [7]
2	vs. Dallas 12/21/75 [13] at Buffalo 9/29/74 [18]

Most Completions, Both Teams, Game

64	Jets [24] vs. Arizona [40] 9/28/08
63	Jets [24] vs. Houston [39] 11/26/06 Jets [42] vs. San Francisco [21] 9/21/80

Fewest Completions, Both Teams, Game

2	Jets [2] vs. Buffalo [0] 9/28/74
8	Jets [2] vs. Dallas [6] 12/21/75
9	Jets [1] vs. New England [8] 10/14/73

NET YARDS PASSING

Most Net Yards, Passing, Season

3,924	2000 [16]
3,845	1967 [14]
3,836	1998 [16]

Fewest Net Yards, Passing, Season

1,379	1971 [14]
1,606	1976 [14]
1,901	1982 [9]

Most Net Yards, Passing, Game

490	at Baltimore Colts 9/24/72 [15-28]
473	at Baltimore 12/24/00 [36-69]
449	vs. Miami 9/21/86 [29-43]

Fewest Net Yards, Passing, Game

-1	vs. Dallas 12/21/75 [2-13]
0	at New England 10/14/73 [1-7]
8	vs. Cincinnati 12/12/76 [7-28] at New England 10/10/71 [4-25]

Most Net Yards, Passing, Both Teams, Season

884	Jets [449] vs. Miami [435] 9/21/86
822	Jets [490] at Baltimore Colts [332] 9/24/72
779	Jets [426] vs. Miami [353] 9/24/89

Fewest Net Yards, Passing, Both Teams, Game

33	Jets [33] at Buffalo [0] 9/29/74
58	Jets [0] at New England [58] 10/14/73
63	Jets [63] vs. Cincinnati [0] 1/3/10

TIMES SACKED

Most Times Sacked, Season

66	1987 [15]
62	1989 [16] 1985 [16]

Fewest Times Sacked, Season

9	1966 [14]
16	1969 [14]
17	1972 [14] 1965 [14]

OFFENSIVE TEAM RECORDS

Most Times Sacked, Game

11	vs. Dallas 10/4/87
10	Los Angeles Raiders 9/8/85
9	4 times, last, vs. Denver 9/1/96

COMPLETION PERCENTAGE

Highest Completion Percentage, Season

67.8	2002 [485-329]
65.6	2008 [529-347]
64.4	2004 [438-282]

Lowest Completion Percentage, Season

42.8	1971 [278-119]
43.5	1963 [480-209]
44.3	1961 [460-204]

TOUCHDOWN PASSES

Most Touchdowns Passes, Season

33	1998 [16]
32	1960 [14]
27	1986 [16] 1967 [14]

Fewest Touchdowns Passes, Season

7	1976 [14]
11	2005 [16]
12	2009 [16] 1992 [16] 1991 [16]



Most Touchdowns Passes, Game

6	vs. Arizona 9/28/08 at Baltimore Colts 9/24/72 vs. Houston Oilers 9/18/66
---	---

Most Touchdown Passes, Both Teams, Game

10	Jets [4] vs. Miami [6] 9/21/86
9	New York Titans [2] at Houston Oilers [7] 11/19/61 Jets [4] vs. Miami [5] 11/27/88

PASSES HAD INTERCEPTED

Most Passes Had Intercepted, Season

35	1962 [14]
33	1975 [14] 1964 [14]

Fewest Passes Had Intercepted, Season

8	1985 [16]
9	1982 [9]
10	2002 [16] 1997 [16]

Most Passes Had Intercepted, Game

7	vs. New England 11/21/76
6	8 times, last, vs. Buffalo 10/18/09

Most Passes Had Intercepted, Both Teams, Game

9	4 times, last, Jets [1] at Baltimore Colts [8] 9/23/73
---	---

PUNTING

Most Punts, Season

105	1995 [16]
92	2011 [16]
87	1989 [16]

Fewest Punts, Season

36	1982 [9]
52	1972 [14]
56	1969 [56]

Most Punts, Game

11	at Baltimore Colts 9/19/71
10	at New England 10/10/71 vs. Buffalo 12/19/65

Fewest Punts, Game

0	vs. Seattle 12/19/04
1	17 times, last, vs. Carolina 11/29/98

AVERAGE PUNTING YARDAGE

Highest Punting Average, Season

45.3	1965 [42-3,260]
45.0	1999 [82-3,693]
44.7	2000 [83-3,714]

Lowest Punting Average, Season

34.8	1975 [62-2,156]
35.9	1974 [75-2,689]
36.1	1973 [76-2,744]

OFFENSIVE TEAM RECORDS

PUNTS HAD BLOCKED

Most Punts Had Blocked, Season

3	1975
2	1973
	1964

Most Punts Had Blocked, Game

1	21 times, last, vs. Miami 12/28/08
---	---------------------------------------

INSIDE THE 20

stat was not tracked until 1976

Most Punts Inside the Opponents 20 Yard Line, Season

42	2010 [16]
32	2011 [16]
29	1989 [16]

Fewest Punts Inside the Opponents 20 Yard Line, Season

8	1982 [9]
9	1978 [16]
10	1977 [14]

Most Punts Inside the Opponents 20 Yard Line, Game

6	vs. Miami 12/12/10
5	vs. Cincinnati 11/25/10 at Carolina 10/28/01 vs. Houston Oilers 12/17/95

PUNT RETURNS

Most Punt Returns, Season

59	1997 [16]
56	2010 [16]
53	1974 [14]

Fewest Punt Returns, Season

16	1960 [14]
17	1963 [14]
20	2007 [16]

Most Punt Returns, Game

9	vs. Miami 12/12/10
8	at Miami 9/9/66
7	5 times, last, at Buffalo 10/3/10

Fewest Punt Returns, Game

0	88 time, last, vs. Jacksonville 9/18/11
---	--

FAIR CATCHES

Most Fair Catches, Season

26	2009 [16]
25	2010 [16]
21	2011 [16]
	1973 [14]

Fewest Fair Catches, Season

2	1976 [14]
	1974 [14]
3	1967 [14]

Most Fair Catches, Game

4	6 times, last, vs. New York Giants 12/24/11
---	--

PUNT RETURN YARDS

Most Punt Return Yards, Season

674	1997 [16]
529	2010 [16]
497	1987 [15]

Fewest Punt Return Yards, Season

105	1960 [14]
116	1975 [14]
139	1996 [16]

Most Punt Return Yards, Game

142	vs. Denver 9/24/61
128	at New Orleans 11/21/83
117	vs. Baltimore 11/2/987 vs. Tampa Bay 11/14/76

Fewest Punt Return Yards, Game

-16	at Buffalo 11/24/96
-10	at New England 10/18/76
-4	vs. Miami 11/1/04 vs. Kansas City 12/30/07 at Boston 9/27/70

PUNT RETURN AVERAGE

Highest Punt Return Average, Season

17.8	1961 [14]
16.0	2002 [16]
12.6	1977 [14]

Lowest Punt Return Average, Season

5.0	1996 [16]
5.3	1975 [14]
5.7	1965 [14]

TOUCHDOWN RETURNING PUNTS

Most Touchdowns, Punt Returns, Season

2	4 times, last, 2002 [16]
---	-----------------------------

Most Touchdowns, Punt Returns, Game

2	vs. Denver 9/24/61
1	14 times, last, at San Diego 11/3/02

KICKOFF RETURNS

Most Kickoff Returns, Season

79	1996 [16]
77	1995 [16]
76	1979 [16]

Fewest Kickoff Returns, Season

33	1982 [9]
44	2009 [16]
46	4 times, last, 2004 [16]

Most Kickoff Returns, Game

10	at Los Angeles Chargers 12/18/60
9	10 times, last, at San Diego 9/22/08

Fewest Kickoff Returns, Game

0	6 times, last, vs. Miami 9/18/05
---	-------------------------------------

OFFENSIVE TEAM RECORDS

KICKOFF RETURN YARDS

Most Kickoff Return Yards, Season

1,728 2005 [16]
1,713 2002 [16]
1,704 1975 [14]

Fewest Kickoff Return Yards, Season

667 1982 [9]
675 1993 [16]
950 1992 [16]

Most Kickoff Return Yards, Game

291 at San Diego 9/22/08
290 at Buffalo 9/8/02
268 at Buffalo 9/29/68

Fewest Kickoff Return Yards, Game

0 9 times, last,
vs. Miami 9/18/05

KICKOFF RETURN AVERAGE

Highest Kickoff Return Average, Season

26.3 2011 [16]
25.4 1960 [14]
25.2 2010 [16]

Lowest Kickoff Return Average, Season

14.7 1993 [16]
17.3 1991 [16]
17.5 1989 [16]

TOUCHDOWN RETURNING KICKOFFS

Most Touchdowns, Kickoff Returns, Season

3 2007 [16]
2 6 times, last,
2010 [16]

Most Touchdowns, Kickoff Returns, Game

2 at Buffalo 9/8/02
1 23 times, last,
at Baltimore 10/2/11

FUMBLES

Most Fumbles, Season

44 1976 [14]
40 1962 [14]
38 1995 [16]
1993 [16]
1981 [16]

Fewest Fumbles, Season

14 1964 [14]
15 1967 [14]
16 2002 [16]

Most Fumbles, Game

7 4 times, last,
at Kansas City 9/11/05

Fewest Fumbles, Game

0 164 times, last,
at Miami 1/1/12

FUMBLES LOST

Most Fumbles Lost, Season

25 1976 [14]
21 1985 [16]
20 1962 [14]
1961 [14]
1960 [14]

Fewest Fumbles Lost, Season

5 2004 [16]
6 2007 [16]
2003 [16]
1999 [16]

Most Fumbles Lost, Game

4 8 times, last,
vs. Seattle 9/11/83

FUMBLES RECOVERED

Most Own Fumbles Recovered, Season

22 1993 [16]
21 1986 [16]
1981 [16]

Fewest Own Fumbles Recovered, Season

4 1969 [14]
6 1963 [14]
7 2002 [16]
2000 [16]
1967 [14]

Most Opponents Fumbles Recovered, Season

21 1994 [16]
1976 [14]
20 1985 [16]

Fewest Opponents Fumbles Recovered, Season

0 7 times, last,
1966 [14]

Most Opponents Fumbles Recovered, Game

4 vs. Arizona 9/28/08
vs. Indianapolis 10/9/94
3 8 times, last,
at Philadelphia 12/18/11

TOUCHDOWNS

Most Touchdowns, Fumbles Recovered, Own and Opponents, Season

2 5 times, last,
2008 [16]
1 24 times, last,
2011

Most Touchdowns, Fumbles Recovered, Own and Opponents, Game

2 at Buffalo 10/7/01
1 32 times, last,
at Denver 11/17/11

TURNOVERS

(Number of times losing the ball on interceptions and fumbles)

Most Turnovers, Season

55 1962 [35 int, 20 fum]
53 1976 [28 int, 25 fum]
52 1961 [30 int, 20 fum]

OFFENSIVE TEAM RECORDS

TURNOVERS (cont.)

Fewest Turnovers, Season

16	2004 [9 int, 5 fum]
18	1982 [8 int, 9 fum]
19	2002 [10 int, 9 fum]

Most Turnovers, Game

10	vs. New England 11/21/76 [7 int, 3 fum]
8	vs. Miami 10/19/75 [6 int, 2 fum]
7	6 times, last, at Pittsburgh 9/13/92 [4 int, 3 fum]

Most Turnovers, Both Team, Game

13	NYJ (4), at HOU (9)	12/6/69
	NYJ (10), NE (3)	1/21/76

Fewest Turnovers, Both Team, Game

0	18 times
Last: NYJ (0), PIT (0)	12/19/10

PENALTIES

Fewest Penalties, Season

53	1964
	1960
55	1963

Most Penalties, Season

135	1987
131	1986
121	1995

Fewest Penalties, Game

0	6 times, last, vs. Dallas 9/11/01
---	--------------------------------------

Most Penalties, Game

17	vs. Miami 10/18/87
15	vs. Indianapolis 9/8/96 at Buffalo 9/13/87 vs. Houston Oilers 9/27/87

Fewest Penalties, Both Teams, Game

3	vs. Kansas City 11/11/01 vs. New England 12/27/98
2	vs. Philadelphia 10/14/07

Most Penalties, Both Teams, Game

29	at Cincinnati 10/06/85
27	vs. Buffalo 9/15/85
26	vs. Dallas 10/04/87

YARDS PENALIZED

Fewest Yards Penalized, Season

3,889	1964 [14]
4,715	2007 [16]
4,795	2001 [16]

Most Yards Penalized, Season

1,078	1995 [16]
1,059	1983 [16]
1,055	1987 [15]

Fewest Yards Penalized, Game

0	7 times, last, vs. Dallas 9/11/11
---	--------------------------------------

Most Yards Penalized, Game

161	at Cleveland 9/21/70
150	vs. Dallas 10/4/87
145	at Oakland 11/17/68

Fewest Yards Penalized, Both Teams, Game

25	5 times
23	at Buffalo 12/03/09
14	vs. Philadelphia 10/14/07

Most Yards Penalized, Both Teams, Game

281	vs. Dallas 10/04/87
233	vs. Buffalo 11/13/83
223	at Cincinnati 10/06/85

TIME OF POSSESSION

Highest Time of Possession, Game

47:08	at Cleveland 11/14/10 [OT]
46:29	at Miami 10/4/81 [OT]
44:31	vs. Kansas City 10/2/88 [OT]



OPPONENT RECORDS

SCORING

POINTS

Most Points, Game

- 30 Cookie Gilchrist at Buffalo 12/8/63 [5 TD: 3-R, 2-P]
Billy Cannon vs. Houston Oilers 12/10/61 [5 TD: 5-R]
24 LaDainian Tomlinson vs. San Diego 11/6/05 [4 TD: 3-R, 1-P]
Mark Ingram vs. Miami 11/27/94 [4 TD: 4-P]
Jerry Butler at Buffalo 9/23/79 [4 TD: 4-P]

TOUCHDOWNS

Most Touchdowns, Game

- 5 Cookie Gilchrist at Buffalo 12/8/63 [5 TD: 3-R, 2-P]
Billy Cannon vs. Houston Oilers 12/10/61 [5 TD: 5-R]
4 LaDainian Tomlinson vs. San Diego 11/6/05 [4 TD: 3-R, 1-P]
Mark Ingram vs. Miami 11/27/94 [4 TD: 4-P]
Jerry Butler at Buffalo 9/23/79 [4 TD: 4-P]

POINTS AFTER TOUCHDOWN

Most PATs Attempted, Game

- 8 John Smith, at New England 9/9/79
David Posey, at New England 10/29/78
7 6 times, last,
Pete Stoyanovich at Miami 9/3/95

Most PATs, Game

- 8 John Smith, at New England 9/9/79
7 7 times, last,
Pete Stoyanovich at Miami 9/3/95

Most PATs, No Misses, Game

- 8 John Smith at New England 9/9/79
7 6 times, last,
Pete Stoyanovich at Miami 9/3/95

TWO-POINT CONVERSIONS

Most Two-Point Conversions, Game

- 1 30 times, last,
Ryan Fitzpatrick, at Buffalo 11/6/11

FIELD GOALS

Most Field Goals Attempted, Game

- 7 Steve Christie, vs. Buffalo 10/20/96
6 Kris Brown, at Pittsburgh 12/9/01
Steve Christie, at Buffalo 10/8/95
Gary Anderson, vs. Pittsburgh 9/6/84

Most Field Goals, Game

- 6 Steve Christie, vs. Buffalo 10/20/96
5 Steve Christie, at Buffalo 10/8/95
Shaun Suisham, vs. Washington 11/4/07

Longest Field Goal

- 59 Matt Prater, at Denver 10/17/10
Pete Stoyanovich, vs. Miami 11/12/89
58 Dan Carpenter, at Miami 1/1/12

Most Field Goals, No Misses, Game

- 5 Shaun Suisham, vs. Washington 11/4/07
4 HAVE INTERN LOOK UP

Most Field Goals, 50 or More yards, Game

- 1 41 times, last,
Dan Carpenter, at Miami 1/1/12

SAFETIES

Most Safeties, Game

- 1 15 times, last,
Chris Canty, vs. New York Giants 12/24/11

RUSHING

RUSHING ATTEMPTS

Most Rushing Attempts, Game

- 40 Curtis Martin, at New England 9/14/97
Lydell Mitchell, vs. Baltimore Colts 10/20/74
38 Joe Montgomery ,at New York Giants 12/5/99

RUSHING YARDS

Most Rushing Yards, Game

- 243 Cookie Gilchrist, at Buffalo 12/8/63
216 Billy Cannon, vs. Houston Oilers 12/10/61
214 Thurman Thomas, vs. Buffalo 9/24/90

Longest Run From Scrimmage

- 96 Garrison Hearst, at San Francisco 9/6/98 [TD]
71 Sedrick Shaw, vs. New England 12/27/98
70 Darren McFadden, at Oakland 9/25/11

AVERAGE RUSHING GAIN

Highest Average Rushing Gain, Game (min 10 att)

- 14.3 Abner Haynes, vs. Dallas Texans 11/24/60 [11-157]
12.6 Brad Hubbert, at San Diego 12/24/67 [15-189]
11.9 Thurman Thomas, vs. Buffalo 9/24/90 [18-214]

RUSHING TOUCHDOWNS

Most Rushing Touchdowns, Game

- 5 Cookie Gilchrist, at Buffalo 12/8/63
3 14 times, last,
LeSean McCoy, at Philadelphia 12/18/11

PASSING

PASS ATTEMPTS

Most Pass Attempts, Game

- 60 Erik Kramer, at Chicago 11/16/97
Dan Marino, at Miami 10/23/88
57 Kurt Warner, vs. Arizona 9/28/08
Dan Marino, vs. Miami 12/13/98
Jack Trudeau, vs. Indianapolis 11/16/86

COMPLETIONS

Most Completions, Game

- 40 Kurt Warner, vs. Arizona 9/28/08
39 David Carr, vs. Houston 11/26/06
36 Bert Jones, at Baltimore Colts 12/15/74

COMPLETION PERCENTAGE

Highest Completion Percentage, Game (min 20 att)

- 81.5 Chris Chandler, at Chicago 12/15/02 [22-27]
81.0 Dave Krieg, vs. Kansas City 11/29/92 [17-21]
Bob Griese, at Miami 10/22/67 [17-21]

OPPONENT RECORDS

PASSING YARDS

Most Passing Yards, Game

521	Dan Marino, at Miami 10/23/88
472	Kurt Warner, vs. Arizona 9/28/08
450	Marc Bulger, at St. Louis 1/2/05

Longest Pass Completion

99	Eli Manning [to Victor Cruz], vs. New York Giants 12/24/11 [TD]
85	J.P. Losman [to Lee Evans], vs. Buffalo 10/28/07 [TD]
83	Steve McNair [to Chris Sanders], vs. Houston Oilers 12/1/96 [TD]

AVERAGE PASSING GAIN

Highest Average Passing Gain, Game (min 20 att)

15.10	Dennis Shaw, at Buffalo 10/4/70 [21-317]
14.36	Ken Anderson, vs. Cincinnati 9/16/84 [22-316]
14.17	Boomer Esiason, at Cincinnati 12/21/86 [30-425]

TOUCHDOWN PASSES

Most Touchdown Passes, Game

7	George Blanda, at Houston Oilers 11/19/61
6	Dan Marino, vs. New York Jets 9/21/86
	George Blanda, at Houston Oilers 10/14/62

PASSES HAD INTERCEPTED

Most Passes Had Intercepted, Game

5	5 times, last, Dan Marino, at Miami 10/23/88
---	---

Most Pass Attempts, No Interceptions, Game

51	Matt Cassel, at New England 11/13/08
49	Greg Landry, vs. Baltimore Colts 12/2/79
48	Tim Couch, vs. Cleveland 10/27/02

RECEIVING

Most Receptions, Game

15	Wes Welker, vs. New England 11/22/09
14	Ozzie Newsome, at Cleveland 10/14/84
13	Haywood Jeffries, vs. Houston Oilers 10/13/91
	Thurman Thomas, vs. Buffalo 9/15/91
	Lydell Mitchell, at Baltimore Colts 12/15/74

RECEIVING YARDS

Most Receiving Yards, Game

255	Jerry Butler, at Buffalo 9/23/79
231	Glenn Bass, vs. Buffalo 11/8/64
218	Elbert Dubenion, at Buffalo 10/24/64

Longest Pass Reception

99	Victor Cruz [from Eli Manning], vs. New York Giants 12/24/11 [TD]
85	Lee Evans [from J.P. Losman], vs. Buffalo 10/28/07 [TD]
83	Chris Sanders [from Steve McNair], vs. Houston Oilers 12/1/96 [TD]

AVERAGE PER RECEPTION

Highest Average Per Reception, Game (min 5 rec)

43.6	Elbert Dubenion, at Buffalo 10/24/64 [5-218]
42.0	Roger Carr, vs. Baltimore Colts 10/24/76 [5-210]
36.0	Lance Alworth, vs. San Diego 11/2/63 [5-180]

TOUCHDOWN RECEPTIONS

Most Touchdown Receptions, Game

4	Mark Ingram, vs. Miami 11/27/94
	Jerry Butler, at Buffalo 9/23/79
3	8 times, last, Amani Toomer, vs. New York Giants 12/5/99

INTERCEPTIONS

Most Interceptions, Game

4	Willie Brown, at Denver 11/15/64
3	10 times, last, Leigh Bodden, at New England 11/22/09

INTERCEPTION RETURN YARDS

Most Interception Return Yards, Game

137	Tom Janik, at Buffalo 9/29/68
128	Miller Farr, vs. Houston Oilers 10/15/67
118	Brandon Flowers, vs. Kansas City 10/26/08
	Prentice McCray, vs. New England 11/21/76

Longest Interception Return

99	Darren Sharper, at New Orleans 10/4/09 [TD]
98	Chris McAlister, at Baltimore 12/24/00 [TD]

TOUCHDOWNS

Most Interceptions Returned for Touchdowns, Game

2	Mike Kozlowski, at Miami 12/16/83
	Prentice McCray, vs. New England 11/21/76
1	86 times, last, Andre' Goodman, at Denver 11/17/11

PUNTING

Most Punts, Game

11	Bob Scarpitto, vs. Denver 12/3/67
	Jim Fraser, at Boston Patriots 10/2/66
10	12 times, last, Brandon Fields, vs. Miami 12/12/10

Longest Punt

83	Bryan Barker, vs. Jacksonville 10/11/99
74	Sean Landeta, vs. Tampa Bay 12/14/97
70	Craig Hentrich, at Green Bay 11/13/94

PUNTING AVERAGE

Highest Punting Average, Game (min 4 att)

56.5	Shane Lechler, at Oakland 9/25/11
56.4	Brandon Fields, vs. Miami 12/12/10
54.8	Craig Hentrich, at Green Bay 11/13/94

INSIDE THE 20

Most Punts Inside the 20, Game

5	4 times, last, Tim Masthay, vs. Green Bay 10/31/10
---	---

TOUCHBACKS

Most Touchbacks, Game

3	Rohn Stark, vs. Indianapolis 12/13/92
2	29 times, last, Britton Colquitt, at Denver 11/17/11

OPPONENT RECORDS

PUNTS HAD BLOCKED

Most Punts Had Blocked, Game

- 42 times, last,
Mat McBriar, vs. Dallas 9/11/11

PUNT RETURNS

Most Punt Returns, Game

- Tommy Pharr, vs. Buffalo 10/25/70
- 5 times, last,
B.J. Sams, vs. Baltimore 11/14/04

FAIR CATCHES

Most Fair Catches, Game

- Greg Camarillo, vs. Minnesota 10/11/10
- 5 times, last,
Davone Bess, at Miami 1/1/12

PUNT RETURN YARDS

Most Punt Return Yards, Game

- Jermaine Lewis, at Baltimore 12/24/00
- Billy Johnson, vs. Atlanta 10/23/83
- Terrence Wilkins, vs. Indianapolis 9/9/01

Longest Punt Return

- Jermaine Lewis, at Baltimore 12/24/00 [TD]
- Phillip Buchanon, at Oakland 11/9/03 [TD]
- Terrence Wilkins, vs. Indianapolis 9/9/01 [TD]

PUNT RETURN AVERAGE

Highest Punt Return Average, Game (min 3 ret)

- Jermaine Lewis, at Baltimore 12/24/00 [4-173]
- Speedy Duncan, at San Diego 11/24/68 [3-102]
- Phillip Buchanon, at Oakland 11/9/03 [3-96]

TOUCHDOWNS

Most Punt Returns for Touchdowns, Game

- Jermaine Lewis, at Baltimore 12/24/00
- 16 times, last,
Phillip Buchanon, at Oakland 11/9/03

KICKOFF RETURNS

Most Kickoff Returns, Game

- Steve Breaston, vs. Arizona 9/28/08
- Ted Ginn Jr., at Miami 12/2/07
- Willie Porter, at Boston Patriots 9/22/68

KICKOFF RETURN YARDS

Most Kickoff Return Yards, Game

- Ted Ginn Jr., vs. Miami 11/1/09
- Kevin Faulk, at New England 12/22/02
- Tim Dwight, at San Diego 9/19/04

Longest Kickoff Return

- Ellis Hobbs, vs. New England 9/9/07 [TD]
- Ted Ginn Jr., vs. Miami 11/1/09 [TD]
- Eric Moulds, at Buffalo 11/24/96 [TD]

KICKOFF RETURN AVERAGE

Highest Kickoff Return Average, Game (min 3 ret)

- Ken Hall, vs. Houston Oilers 10/23/60 [3-196]

- Ellis Hobbs, vs. New England 9/9/07 [3-156]
- Ted Ginn Jr., vs. Miami 11/1/09 [11/1/09]

TOUCHDOWNS

Most Kickoff Returns for Touchdowns, Game

- Ted Ginn Jr., vs. Miami 11/1/09
- 18 times, last,
Ellis Hobbs, vs. New England 9/9/07

SACKS

Most Sacks, Game

- Andre Carter, vs. New England 11/1/87
- Duane Bickett, vs. Indianapolis 11/13/11
- 3.5 D'Marco Farr, at St. Louis 12/3/95

FUMBLES

Most Fumbles, Game

- Kurt Warner, vs. Arizona 9/28/08
- 9 times, last,
Brett Favre, vs. Minnesota 10/11/10

Most Own Fumbles Recovered, Game

- 6 times, last,
Trent Green, vs. Kansas City 11/11/01

Most Opponent Fumbles Recovered, Game

- Sam Cowart, at Buffalo 10/29/00
- Ted Johnson, at New England 12/10/95
- 174 times, last,
Jacquian Williams, vs. New York Giants 12/24/11

Longest Fumble Return

- Chukie Nwokorie, vs. Indianapolis 9/9/01 [TD]
- Rashard Anderson, at Carolina 10/28/01 [TD]
- Mike Jones, vs. Oakland 10/1/95 [TD]

TOUCHDOWNS

Most Touchdowns, Game (Opponents Recovered)

- 16 times, last,
Juqua Parker, at Philadelphia 12/18/11

Most Touchdowns, Game (Own Recovered)

- 5 times, last,
Dominique Barber, at Houston 9/13/09

BLOCKED KICKS

Most Blocked Punts, Game

- 11 times

Most Blocked Field Goals, Career

- William Judson vs. Miami
- Shane Burton vs. Miami
- Rod Woodson vs. OAK

Most Blocked Point After Touchdowns, Game

- William Judson
- Shane Burton
- Rod Woodson

Longest Return of Blocked Field Goal

- 72 Jim Dunaway 11/13/66 at BUF

DEFENSIVE TEAM RECORDS

SCORING

Fewest Points Allowed, Season

166 1982 [9]
236 2009 [16]
247 1993 [16]

Most Points Allowed, Season

454 1996 [16]
433 1975 [14]
423 1962 [14]

Fewest Points Allowed, Game

0 11 times, last,
Cincinnati 1/3/10

Most Points Allowed, Game

56 at New England 9/9/79
at Houston Oilers 10/14/62
55 at New England 10/29/78

Fewest Touchdowns Allowed, Season

20 1982 [9]
26 2009 [16]
1993 [26]

Most Touchdowns Allowed, Season

57 1975 [14]
55 1996 [16]
52 1963 [14]

Fewest Touchdowns Allowed, Game

0 62 times, last,
vs. Miami 10/17/11

Most Touchdowns Allowed, Game

8 at New England 9/9/79
at New England 10/29/78
at Houston Oilers 10/14/62

FIRST DOWNS

Fewest First Downs Allowed, Season

160 1982 [9]
178 1968 [14]
203 1967 [14]

Most First Downs Allowed, Season

349 1986 [16]
348 1980 [16]
341 1984 [16]

Fewest First Downs Allowed, Game

5 4 times, last,
vs. Cincinnati 1/3/10

Most First Downs Allowed, Game

33 vs. Arizona 9/28/08
30 at Indianapolis 11/16/03
28 vs. Miami 9/23/07
vs. New England 9/9/07
at Denver 11/20/05

Fewest First Downs Allowed, Rushing, Season

54 1982 [9]
59 1968 [14]
63 1969 [14]

Most First Downs Allowed, Rushing, Season

157 1978 [16]
155 1975 [14]

137 1977 [14]

Fewest First Downs Allowed, Rushing, Game

0 vs. NO 12/24/95

Most First Downs Allowed, Rushing, Game

18 at Denver 11/20/05
14 4 times, last,
at Buffalo 12/7/03

Fewest First Downs Allowed, Passing, Season

88 1982 [9]
101 1973 [14]
1971 [14]

Most First Downs Allowed, Passing, Season

216 1986 [16]
209 2008 [16]
198 1984 [16]
1980 [16]
1979 [16]

Fewest First Downs Allowed, Passing, Game

1 vs. CIN 1/3/10

Most First Downs Allowed, Passing, Game

26 vs. Arizona 9/28/08
21 at Chicago 11/16/97
vs. Miami 11/27/94

Fewest First Downs Allowed, Penalty, Season

9 1973 [14]
12 1993 [16]
1967 [14]

Most First Downs Allowed, Penalty, Season

41 1986 [16]
37 1985 [16]
34 2005 [16]

Most First Downs Allowed, Penalty, Game

6 at Detroit 11/7/10
vs. Baltimore 9/13/10
5 at Oakland 9/25/11

OFFENSIVE PLAYS

Fewest Rushing Plays Allowed, Season

269 1982 [9]
343 1969 [14]
368 1968 [14]

Most Rushing Plays Allowed, Season

600 1978 [16]
582 1976 [14]
575 1977 [14]

Fewest Rushing Plays Allowed, Game

10 at NE 10/12/86 (17 yards)
11 MIA 11/27/94 (38 yards)
12 SD 11/24/68 (45 yards)
DEN 10/20/86 (47 yards)
SEA 1/2/00 (33 yards)

Most Rushing Plays Allowed, Game

64 at BUF 9/21/75 (309 yards)
62 BUF 9/16/73 (304 yards)
61 at BUF 9/29/74 (223 yards)

Fewest Passing Attempts Allowed, Season

296 1973 [14]
279 1982 [9]

DEFENSIVE TEAM RECORDS

347 1972 [14]

Most Passing Attempts Allowed, Season

637 2000 [16]

589 1995 [16]

572 2008 [16]

Fewest Passing Attempts Allowed, Game

2 at BUF 9/29/74 (0 comp)

5 BUF 12/16/73 (3 comp)

7 CIN 12/8/68 (3 comp)

Most Passing Attempts Allowed, Game

60 at MIA 10/23/88 (35 comp)

at CHI 11/23/97 (32 comp)

58 at MIN 12/26/82 (33 comp)

NET YARDS ALLOWED

Fewest Net Yards Allowed, Season

2,629 1982 [9]

3,363 1968 [14]

3,655 1970 [14]

Most Net Yards Allowed, Season

6,050 1986 [16]

5,994 1989 [16]

5,821 1979 [16]

Fewest Net Yards Allowed, Game

57 at New England 9/19/82

72 vs. Cincinnati 1/3/10

80 vs. Boston 11/22/70

Most Net Yards Allowed, Game

621 at Cincinnati 12/21/86

597 at New England 9/9/79

584 at Miami 10/23/88

RUSHING

Fewest Rushing Yards Allowed, Season

983 1982 [9]

1,195 1968 [14]

1,283 1970 [14]

Most Rushing Yards Allowed, Season

2,737 1975 [14]

2,701 1978 [16]

2,592 1976 [14]

Fewest Rushing Yards Allowed, Game

17 at New England 10/12/86

vs. Oakland 10/10/64

22 vs. Tampa Bay 11/17/85

Most Rushing Yards Allowed, Game

343 at Pittsburgh 9/20/81

330 at New England 10/18/76

328 at New England 9/18/83

Lowest Average Rushing Gain Allowed, Season

3.1 1970 [408-1,283]

1960 [449-1,378]

3.2 1968 [502-1,706]

Highest Average Rushing Gain Allowed, Season

4.9 1971 [472-2,302]

4.8 1990 [423-2,018]

1975 [574-2,737]

Lowest Average Rushing Gain Allowed, Game (min 15 att)

1.0 vs. Oakland 10/10/64

1.3 at Boston 11/14/65

1.4 4 times, last,
vs. Baltimore 9/13/10

Highest Average Rushing Gain Allowed, Game (min 15 att)

8.6 at San Francisco 9/6/98

8.5 at San Diego 12/24/67

8.3 vs. Buffalo 9/24/90

Fewest Rushing Touchdowns Allowed, Season

5 1982 [9]

7 1970 [14]

1969 [14]

Most Rushing Touchdowns Allowed, Season

25 1975 [14]

1963 [14]

20 5 times, last,
1980 [16]

Most Rushing Touchdowns Allowed, Game

5 at Buffalo 12/8/63

at Pittsburgh 9/20/81

4 15 times, last,
at Philadelphia 12/18/11

PASSING

Fewest Net Passing Yards Allowed, Season

1,646 1982 [9]

1,950 1973 [14]

2,055 1971 [14]

Most Net Passing Yards Allowed, Season

4,389 1986 [16]

4,115 1979 [16]

3,858 1989 [16]

Fewest Net Passing Yards Allowed, Game

-4 at New England 9/19/82

0 vs. Cincinnati 1/3/10
at Buffalo 9/29/74

Most Net Passing Yards Allowed, Game

521 at Miami 10/23/88

446 at Miami 9/24/89

435 vs. Miami 9/21/86

Fewest Touchdown Passes Allowed, Season

8 2009 [16]

10 1982 [9]

14 2003 [16]

2001 [16]

1974 [14]

Most Touchdown Passes Allowed, Season

35 1986 [16]

33 1996 [16]

31 1989 [16]

1979 [16]

Most Touchdown Passes Allowed, Game

7 at Houston Oilers 10/14/62

at Houston Oilers 11/19/61

6 vs. Miami 9/21/86
at New England 9/9/79

DEFENSIVE TEAM RECORDS

SACKS

Most Sacks, Season

66 1981 [16]
49 1985 [16]
48 1983 [16]

Fewest Sacks, Season

16 1976 [14]
19 1975 [14]
20 1982 [9]

Most Sacks, Game

10 vs. Buffalo 11/23/61
9 vs. Green Bay 12/20/81
at New York Giants 11/1/81
at Houston Oilers 12/6/69

Most Opponent Yards Lost Attempting to Pass, Season

518 1981 [16]
399 1968 [14]
378 1983 [16]

Fewest Opponent Yards Lost Attempting to Pass, Season

141 1975 [14]
144 1976 [14]
171 2001[16]
1982 [9]

Most Opponent Yards Lost Attempting to Pass, Game

78 vs. Houston Oilers 9/27/81
vs. Buffalo 11/23/61
77 vs. Buffalo 11/12/72

INTERCEPTIONS

Most Passes Intercepted, Season

34 1964 [14]
29 1969 [14]
1962 [14]

Fewest Passes Intercepted, Season

11 4 times, last,
2003 [16]

Most Passes Intercepted, Game

8 at Baltimore Colts 9/23/73
6 at Houston Oilers 12/6/69
5 9 times, last,
at Denver 10/3/99

Most Interception Return Yards, Season

477 1964 [14]
456 1968 [14]
443 1999 [16]

Fewest Interception Return Yards, Season

56 2006 [16]
98 1975 [14]
110 2007 [16]

Most Interception Return yards, Game

163 vs. New England 10/11/81
156 at Minnesota 11/20/94
vs. Houston 11/23/80

Most Interceptions Returned for Touchdowns, Season

4 1997 [16]
1964 [14]
3 8 times, last,

2010 [16]

Most Interceptions Returned for Touchdowns, Game

2 at Miami 11/18/01
vs. Tampa Bay 12/14/97
at Baltimore Colts 9/23/73

PUNTING

Fewest Opponent Punts, Season

42 1982 [9]
56 4 times, last,
1991 [16]

Most Opponent Punts, Season

99 2009 [16]
98 1968 [14]
97 2010 [16]

Fewest Opponent Punts, Game

3 120 times, last,
at New England 12/6/10

Most Opponent Punts, Game

11 4 times, last,
at Carolina 10/28/01

Highest Opponent Punting Average, Season

45.2 2010 [16]
45.0 2011 [16]
2005 [16]

Lowest Opponent Punting Average, Season

33.7 1975 [14]
36.6 1979 [16]
37.2 1974 [14]

Highest Opponent Punting Average, Game (min. 3 punts)

57.4 at Denver 9/21/69
54.7 at Denver 10/3/65
54.5 at San Diego 11/24/68

Lowest Opponent Punting Average, Game (min. 3 punts)

23.3 vs. Baltimore Colts 10/20/74
24.0 vs. Houston Oilers 12/15/62
24.3 at Houston Oilers 12/13/64

Most Opponents Punts Blocked, Season

3 4 times, last,
1979 [16]

Most Opponents Punts Blocked, Game

1 38 times, last,
vs. Dallas 9/11/11

Most Opponent Punts Inside 20 Yard Line, Season (since 1976)

34 2011 [16]
31 2003 [16]
28 2001 [16]
1996 [16]

Fewest Opponent Punts Inside 20 Yard Line, Season (since 1976)

0 20 times, last,
1989 [16]

Most Opponent Punts Inside 20 Yard Line, Game

5 4 times, last,
at Oakland 10/19/08

DEFENSIVE TEAM RECORDS

PUNT RETURNS

Fewest Opponent Punt Returns, Season

17 1982 [9]
20 1961 [20]
22 1975 [22]

Most Opponent Punt Returns, Season

62 1995 [16]
55 1976 [14]
52 1978 [16]

Fewest Punt Return Yards Allowed, Season

121 1966 [14]
149 1981 [16]
153 1982 [9]

Most Punt Return Yards Allowed, Season

753 1995 [16]
660 2000 [16]
609 1978 [16]

Fewest Punt Return Yards Allowed, Game

-6 at Pittsburgh 12/12/04
at Buffalo 12/8/85
-4 at New England 11/15/81

Most Punt Return Yards Allowed, Game

173 at Baltimore 12/24/00
164 at Baltimore Colts 9/19/71
139 at San Diego 11/5/61

Lowest Opponent Punt Return Average, Season

4.6 1986 [16]
4.8 1981 [16]
4.9 1987 [15]

Highest Opponent Punt Return Average, Season

15.7 2000 [16]
14.6 2003 [16]
14.2 1961 [14]

Longest Punt Return Allowed, Game

89 at Baltimore 12/24/00 [TD]
78 at Oakland 11/9/03 [TD]
vs. Indianapolis 9/9/01

Most Punt Returns for Touchdowns Allowed, Season

3 1968 [14]
2 2000 [16]
1 14 times, last,
2003 [16]

Most Punt Returns for Touchdowns Allowed, Game

2 at Baltimore 12/24/00
1 14 times, last,
at Oakland 11/9/03

KICKOFF RETURNS

Fewest Opponent Kickoff Returns, Season

33 1992 [16]
34 1971 [14]
35 1982 [9]

Most Opponent Kickoff Returns, Season

82 1968 [14]
74 2002 [16]
73 2010 [16]
2008 [16]

Fewest Opponent Kickoff Returns, Game

0 11 times, last,
at Denver 10/17/10

Most Opponent Kickoff Returns, Game

9 4 times, last,
at Miami 12/2/07

Fewest Kickoff Return Yards Allowed, Season

552 1992 [16]
743 1982 [9]
899 1976 [14]

Most Kickoff Return Yards Allowed, Season

1,785 1960 [14]
1,685 2009 [16]
1,669 1969 [14]

Fewest Kickoff Return Yards Allowed, Game

0 12 times, last,
vs. Green Bay 10/31/10

Most Kickoff Return Yards Allowed, Game

299 vs. Miami 11/1/09
274 at Baltimore Colts 9/24/72
220 at New England Patriots 12/22/02
vs. Houston Oilers 10/23/60

Lowest Kickoff Return Average Allowed, Season

15.4 1991 [60-921]
16.7 1992 [33-552]
18.8 1987 [54-1,013]



DEFENSIVE TEAM RECORDS

KICKOFF RETURNS (cont.)

Highest Kickoff Return Average Allowed, Season

29.5	1972 [47-1,386]
29.6	1971 [34-906]
26.0	1962 [46-1,194]

Longest Kickoff Return Allowed, Game

108	vs. New England 9/9/07 [TD]
101	vs. Miami 11/1/09 [TD]
97	at Buffalo 11/24/96 [TD]

Most Kickoff Returns for Touchdowns Allowed, Season

2	2009 [16]
	1970 [14]
1	16 times, last, 2007 [16]

Most Kickoff Returns for Touchdowns Allowed, Game

2	vs. Miami 11/1/09
1	18 times, last, vs. New England 9/9/07

FUMBLES

Fewest Opponent Fumbles, Season

7	1997 [14]
16	1966 [14]
	2002, 2006 [16]
17	2003 [16]

Most Opponent Fumbles, Season

48	1986 [16]
42	1985 [16]

38 1991 [16]

Most Opponent Fumbles, Game

8 Twice, Last 11/25/90 vs. PIT

TURNOVERS

Fewest Opponent Turnovers, Season

20	2003 [16]
21	2007 [16]
23	2002 [16]

Most Opponent Turnovers, Season

46	1961 [14]
45	1962 [14]
	1969 [14]
44	1964 [14]

Most Opponent Turnovers, Game

9	at HOU 12/6/69
8	BOS 10/27/68
	at BAL 9/23/73
	NE 11/11/73
7	DAL 12/3/61
	at BUF 9/22/62
	MIN 10/15/79
	ARZ 9/28/08

Most Consecutive Games, Opponent Turnovers

32 9/11/60 to 9/30/62 (First 32 games of franchise history)

OFFENSE YEAR-BY-YEAR

Year	First Downs	Total Plays	Total Net Yards	Average Per Game	Net Rush Yards	Average Per Game	Total Pass Yards	Average Per Game	Points	Sacked	Int	FL	Giveaways
1960	286*	959	4,794*	(342.4)	1,817	(129.8)	2,997	(212.6)	382	40	28	20	48
1961	247	927	4,065	(290.4)	1,678	(119.9)	2,387	(170.5)	301	41	32	20	52
1962	206	876	3,955	(282.5)	1,213	(86.6)	2,742	(195.9)	278	54	35	20	55
1963	198	821	3,510	(250.7)	978	(69.9)	2,352	(180.9)	249	34	29	15	44
1964	201	862	3,889	(277.8)	1,452	(104.1)	2,432	(173.7)	278	27	33	7	40
1965	211	843	4,081	(291.5)	1,492	(106.6)	2,589	(184.9)	285	17	22	10	32
1966	254	899	4,906	(350.4)	1,442	(103.0)	3,464*	(247.4)	322	9	29	10	39
1967	282+	932	5,152*	(368.0)	1,307	(93.4)	3,845+	(274.6)	371	28	29	8	37
1968	249	921	5,047	(360.5)	1,608	(114.9)	3,439	(245.6)	419	18	19	15	34
1969	252	879	4,583	(327.4)	1,782	(127.3)	2,801	(200.1)	353	16	20	16	36
1970	230	884	3,960	(282.9)	1,653	(118.1)	2,307	(164.8)	255	35	22	11	33
1971	202	786	3,267	(233.4)	1,888	(134.9)	1,379	(98.5)	212	23	16	10	26
1972	250	825	4,787	(341.9)	2,010	(143.6)	2,777	(198.4)	367	17	22	9	31
1973	222	863	3,920	(280.0)	1,864	(133.1)	2,056	(146.9)	240	37	22	17	39
1974	234	832	4,061	(290.1)	1,625	(116.1)	2,436	(174.0)	279	19	24	8	32
1975	266	919	4,230	(302.1)	2,079	(148.5)	2,151	(153.6)	258	34	33	8	41
1976	220	876	3,530	(252.1)	1,924	(137.4)	1,606	(114.7)	169	45	28	25	53
1977	195	832	3,620	(258.6)	1,618	(115.6)	2,002	(143.0)	191	35	26	14	40
1978#	277	993	4,857	(303.6)	2,250	(140.6)	2,607	(162.9)	359	43	28	9	37
1979	299	1,035	5,244	(327.8)	2,646+	(165.4)	2,598	(162.4)	337	32	25	13	38
1980	289	993	4,882	(305.1)	1,873	(117.1)	3,009	(188.1)	302	42	30	11	41
1981	318	1,108	5,396	(337.3)	2,341	(146.3)	3,055	(190.9)	355	30	14	17	31
1982##	193	606	3,218	(357.6)	1,317	(146.3)	1,901	(211.2)	245	23	9	9	18
1983	313	1,076	5,493	(343.3)	2,068	(129.3)	3,425	(214.1)	313	43	28	19	47
1984	310	1,044	5,148	(321.8)	2,189	(136.8)	2,959	(184.9)	332	52	21	13	34
1985	<u>344</u>	<u>1,123</u>	<u>5,896</u>	<u>(368.5)</u>	2,312	(144.5)	3,584	(224.0)	393	62	8	21	29
1986	319	1,072	5,375	(335.9)	1,729	(108.1)	3,646	(227.9)	364	45	21	16	37
1987%	292	1,041	4,630	(308.7)	1,671	(111.4)	2,959	(197.3)	334	66	15	19	34
1988	331	1,094	5,215	(325.9)	2,132	(133.3)	3,083	(192.7)	372	42	11	16	27
1989	292	1,032	5,011	(313.2)	1,596	(99.8)	3,415	(213.4)	253	62	24	17	41
1990	295	967	4,886	(305.4)	2,127	(132.9)	2,759	(172.4)	295	40	11	13	24
1991	331	1,059+	5,316	(332.3)	2,160	(135.0)	3,156	(197.3)	314	33	12	13	25
1992	252	958	4,431	(276.9)	1,752	(109.5)	2,679	(167.4)	220	39	24	15	39
1993	304	1,031	5,212	(325.8)	1,880	(117.5)	3,332	(208.3)	270	21+	12	16	28
1994	265	983	4,703	(293.9)	1,566	(97.9)	3,137	(196.1)	264	28	18	10	28
1995	254	1,001	4,067	(254.2)	1,279	(79.9)	2,788	(174.3)	233	47	24	18	42
1996	319	1,077	5,208	(325.5)	1,583	(98.9)	3,625	(226.6)	279	41	30	16	46
1997	291	1,043	4,727	(295.4)	1,485	(92.8)	3,242	(202.6)	348	48	10	12	22
1998	338	1,057	5,715	(357.2)	1,879	(117.4)	3,836	(239.8)	416	25	13	11	24
1999	268	999	4,752	(297.0)	1,961	(122.6)	2,791	(174.4)	308	37	16	6	22
2000	308	1,075	5,395	(337.2)	1,471	(91.9)	<u>3,924</u>	(245.3)	321	20+	29	11	40
2001	274	928	4,795	(299.7)	2,054	(128.4)	2,741	(171.3)	308	19**	14	7	21**
2002	300	917	5,036	(314.8)	1,618	(101.1)	3,418	(213.6)	359	32	10	9	19
2003	274	936	4,951	(309.4)	1,635	(102.2)	3,316	(207.3)	283	31	14	6	20
2004	313	996	5,438	(339.9)	2,388	(149.3)	3,050	(190.6)	333	31	11	<u>5</u>	<u>16</u>
2005	251	907	3,970	(248.1)	1,328	(83.0)	2,642	(165.1)	240	53	15	19	34
2006	289	1,013	4,891	(305.7)	1,738	(108.6)	3,153	(197.1)	316	34	16	9	25
2007	286	1,011	4,715	(294.7)	1,701	(106.3)	3,014	(188.4)	268	53	19	6	25
2008	308	981	5,307	(331.7)	2,004	(125.3)	3,303	(206.4)	405	30	23	8	31
2009	280	1,030	5,136	(321.0)	<u>2,756+</u>	(172.3)	2,380	(148.8)	348	30	21	9	30
2010	307	1,087	5,616	(351.0)	2,374	(148.4)	3,242	(202.6)	367	28	14	7	21
2011	301	1,030	4,989	(311.8)	1,692	(105.8)	3,297	(206.1)	377	40	18	16	34

+ = Led Pro Football; * = Led AFL; ** = Led AFC; # = Length of season went from 14 to 16 games

= Length of season was 9 games; % = Length of season was 15 games

Underline indicates Jets record

Ball control plays include rushes, passes and sacks

Numbers in parentheses indicate yards per game average

DEFENSE YEAR-BY-YEAR

Year	First Downs	Total Plays	Total Net Yards	Average Per Game	Net Rush Yards	Average Per Game	Total Pass Yards	Average Per Game	Points	Sacked	Int	FL	Takeaways
1960	262	864	4,699	(333.5)	1,914	(136.7)	2,755	(196.8)	399	20	24	16	40
1961	242	905	4,677	(334.1)	1,880	(134.3)	2,797	(199.8)	390	31	25	<u>21</u>	<u>46</u>
1962	253	906	4,655	(332.5)	2,049	(146.4)	2,606	(186.1)	423	36	29	16	45
1963	280	900	5,166	(368.1)	2,129	(152.1)	3,038	(217.0)	399	23	21	15	36
1964	238	911	4,916	(351.1)	1,675	(119.6)	3,241	(231.5)	315	28	<u>34</u>	10	44
1965	235	925	4,228	(302.0)	1,556	(111.9)	2,662	(190.1)	303	23	26	11	37
1966	231	890	4,278	(305.6)	1,524	(108.9)	2,754	(196.7)	312	35	21	8	29
1967	203	849	3,775	(269.6)	1,633	(116.6)	2,142	(153.0)	329	39	27	6	33
1968	<u>178+</u>	<u>814*</u>	<u>3,363*</u>	<u>(240.2)</u>	<u>1,195+</u>	<u>(85.4)</u>	2,186	(154.9)	280	43	28	15	43
1969	229	822	4,082	(291.6)	1,326	(94.7)	2,756	(196.9)	269	42	29	16	45
1970	216	826	3,655**	(261.1)	1,283**	(91.6)	2,372	(169.4)	286	35	22	11	34
1971	235	841	4,357	(311.2)	2,302	(164.4)	2,055	(146.8)	299	27	13	10	23
1972	255	866	4,709	(336.4)	2,072	(148.0)	2,637	(188.4)	324	27	19	12	31
1973	226	860	4,178	(298.4)	2,228	(159.1)	<u>1,950</u>	<u>(139.3)</u>	306	26	19	19	38
1974	267	911	4,297	(306.9)	2,240	(160.0)	2,057	(146.9)	300	25	17	9	26
1975	308	909	5,456	(389.7)	2,737	(195.5)	2,719	(194.2)	433	19	15	13	28
1976	277	972	4,916	(351.1)	2,592	(185.1)	2,324	(166.0)	383	16	11	<u>21</u>	32
1977	283	978	4,648	(332.0)	2,245	(160.4)	2,403	(171.6)	300	26	11	17	28
1978#	324	1,069	5,524	(345.3)	2,701	(168.8)	2,823	(176.4)	364	22	23	17	40
1979	331	1,094	5,821	(363.8)	1,706	(106.6)	4,115	(257.2)	383	22	21	19	40
1980	348	1,080	5,615	(350.9)	1,951	(121.9)	3,664	(229.0)	395	28	23	9	32
1981	291	1,036	4,871**	(304.4)	1,867	(116.7)	3,004	(187.8)	287	<u>66+</u>	21	15	36
1982##	160	587	2,629	(292.1)	983	(109.2)	1,646	(182.9)	166	20	17	9	26
1983	298	1,058	5,301	(331.3)	2,378	(148.6)	2,923	(182.7)	331	48	22	14	36
1984	341	1,052	5,566	(347.9)	2,064	(129.0)	3,502	(218.9)	364	44	15	18	33
1985	276	989	4,772	(298.3)	1,516**	(94.8)	3,255	(203.5)	264	49	22	20	42
1986	349	1,081	6,050	(378.1)	1,661	(103.8)	4,389	(274.3)	386	28	20	18	38
1987%	300	993	5,041	(336.1)	1,835	(122.3)	3,206	(213.7)	360	29	18	11	29
1988	310	1,038	5,633	(352.1)	2,124	(132.8)	3,509	(219.3)	354	45	24	16	40
1989	328	1,059	5,994	(374.6)	2,136	(133.5)	3,858	(241.1)	411	28	15	9	24
1990	318	977	5,455	(340.9)	2,018	(126.1)	3,437	(214.8)	345	38	18	11	29
1991	298	954	4,981	(311.3)	1,442**	(90.1)	3,539	(221.2)	293	35	18	19	37
1992	276	961	4,880	(305.0)	1,919	(119.9)	2,961	(185.1)	315	36	21	18	39
1993	<u>266**</u>	949	4,712	(294.5)	1,473	(92.1)	3,239	(202.4)	247	32	19	18	37
1994	315	1,014	5,338	(333.6)	1,809	(113.1)	3,529	(220.6)	320	29	17	<u>21</u>	38
1995	301	1,066	4,756	(297.3)	2,016	(126.0)	2,740	(171.3)	384	43	17	17	34
1996	304	1,023	5,564	(347.8)	2,200	(137.5)	3,364	(210.3)	454	28	11	15	26
1997	301	1,057	3,421	(332.5)	1,899	(118.7)	3,421	(213.8)	287	29	18	7	25
1998	263	980	4,699	(293.7)	1,659	(103.7)	3,040	(190.0)	266	36	21	9	30
1999	299	1,030	5,379	(336.0)	1,703	(106.4)	3,676	(229.8)	309	26	24	11	35
2000	267	1,033	4,820	(301.2)	1,888	(118.0)	2,932	(183.3)	321	40	21	14	35
2001	284	1,030	5,153	(322.1)	2,154	(134.6)	2,999	(187.4)	295	33	20	19	39
2002	313	1,008	5,463	(341.4)	1,973	(123.3)	3,490	(218.1)	336	30	15	8	23
2003	316	1,032	5,319	(332.4)	2,294	(143.3)	3,025	(189.0)	299	35	11	9	20
2004	282	966	4,878	(304.9)	1,566	(97.9)	3,312	(207.0)	261	37	19	14	33
2005	321	1,047	4,940	(308.8)	2,185	(136.6)	2,755	(172.2)	355	30	21	7	28
2006	312	1,020	5,306	(331.6)	2,084	(130.3)	3,222	(201.4)	295	35	16	9	25
2007	315	1,016	5,310	(331.9)	2,156	(134.8)	3,154	(197.1)	355	29	15	6	21
2008	315	1,020	5,270	(329.4)	1,518	(94.9)	3,752	(234.5)	356	41	14	16	30
2009	<u>237+</u>	953	4,037+	(252.3)	1,578	(98.6)	2,459+	(153.7)	<u>236+</u>	32	17	14	31
2010	272	979	4,664	(291.5)	1,454	(90.9)	3,210	(200.6)	304	40	12	18	30
2011	272	993	4,993	(312.1)	1,777	(111.1)	3,216	(201.0)	363	35	19	12	31

+ = Led Pro Football; * = Led AFL; ** = Led AFC; # = Length of season went from 14 to 16 games

= Length of season was 9 games; % = Length of season was 15 games

Underline indicates Jets record

Ball control plays include rushes, passes and sacks

Numbers in parentheses indicate yards per game average

INDIVIDUAL PLAYOFF RECORDS

SERVICE

MOST GAMES PLAYED

Pos	Player	Games
DE	Shaun Ellis	12 (01, 02, 04, 06, 09, 10)
LB	Bryan Thomas	11 (02, 04, 06, 09, 10)
WR	Jerricho Cotchery	9 (04, 06, 09, 10)
LS	James Dearth	9 (01, 02, 04, 06, 09)
RB	Freeman McNeil	8 (81, 82, 85, 86, 90)
15 with 7; players currently on the roster are below:		
CB	Drew Coleman	7 (06, 09, 10)
T	D'Brickashaw Ferguson	7 (06, 09, 10)
C	Nick Mangold	7 (06, 09, 10)
WR	Brad Smith	7 (06, 09, 10)
S	Eric Smith	7 (06, 09, 10)

MOST CONSECUTIVE GAMES PLAYED

Pos	Player	Games
DE	Shaun Ellis	12 (01, 02, 04, 06, 09, 10)
LB	Bryan Thomas	11 (02, 04, 06, 09, 10)
WR	Jerricho Cotchery	9 (04, 06, 09, 10)
LS	James Dearth	9 (01, 02, 04, 06, 09, 10)
RB	Freeman McNeil	8 (81, 82, 85, 86, 90)

MOST STARTS

Pos	Player	Starts
DE	Shaun Ellis	12 (01, 02, 04, 06, 09, 10)
LB	Bryan Thomas	9 (04, 06, 09, 10)
T	D'Brickashaw Ferguson	7 (06, 09, 10)
C	Nick Mangold	7 (06, 09, 10)
T	Jason Fabini	7 (98, 01, 02, 04)
RB	Curtis Martin	7 (98, 01, 02, 04)
C	Kevin Mawae	7 (98, 01, 02, 04)
G	Dan Alexander	7 (81, 82, 85, 86)
C	Joe Fields	7 (81, 82, 85, 86)
DL	Marty Lyons	7 (81, 82, 85, 86)
RB	Freeman McNeil	7 (81, 82, 85, 86)

SCORING

Career

Pos	Player	Points
K	Pat Leahy	44 (7 games)
K	Jim Turner	25 (3 games)
RB	Freeman McNeil	24 (8 games)
K	John Hall	20 (3 games)
RB	Shonn Greene	18 (6 games)
RB	Curtis Martin	18 (7 games)
WR-PR	Santana Moss	18 (5 games)

Game

Pos	Player	Date	Opp	Points
K	Pat Leahy	1/9/83	at CIN	14 (3 FG, 5 XP)
RB	Freeman McNeil	12/28/86	KC	12 (1 rec, 1 rush TD)
WR	Don Maynard	12/29/68	OAK	12 (2 rec TD)
WR	Keyshawn Johnson	1/10/99	JAX	12 (1 rec, 1 rush TD)
RB	Curtis Martin	1/10/99	JAX	12 (2 rush TD)
WR	Wayne Chrebet	1/12/02	at OAK	12 (2 rec TD)

MOST FIELD GOALS MADE

Career

Player	FG
Pat Leahy	8 (7 games)
John Hall	7 (5 games)
Jim Turner	7 (3 games)

Game

Player	FG	Date	Opp
Jim Turner	3 (32,30, 9)	1/12/69	BAL (SB III)
Pat Leahy	3 (32, 24, 47)	1/9/83	CIN
Mike Nugent	3 (28, 21, 37)	1/7/07	at NE

LONGEST FIELD GOAL

Player	Yds	Date	Opp
John Hall	52	1/12/99	JAX
Jay Feely	48	1/24/10	at IND
Pat Leahy	47	1/9/83	at CIN
Pat Leahy	46	1/3/87	at CLE
Jay Feely	46	1/17/10	at SD

RUSHING

YARDAGE

Career

	Player	Att	Yds	Avg	TD
1.	Freeman McNeil	150	633	4.2	3
2.	Curtis Martin	133	528	4.0	3
3.	Shonn Greene	99	502	5.1	3
4.	Matt Snell	61	253	4.1	1
5.	LaMont Jordan	39	216	5.5	2
6.	LaDainian Tomlinson	35	141	4.0	2
7.	Thomas Jones	45	117	2.6	1
8.	Emerson Boozer	24	84	3.5	0
9.	Johnny Hector	16	59	3.7	0
10.	Leon Washington	11	50	4.5	0
11.	Ken O'Brien	6	36	6.0	0
12t.	Richard Todd	14	32	2.3	0
12t.	Santana Moss	2	32	16.0	0
14.	Pat Ryan	2	30	15.0	0
15.	Mike Augustyniak	8	29	3.6	0

Game

	Player	Date	Opp	Att	Yds	Avg	TD
1.	Freeman McNeil	1/9/83	at CIN	21	202	9.6	1
2t.	Shonn Greene	1/9/10	at CIN	21	135	6.4	1
2t.	Freeman McNeil	12/28/86	KC	31	135	4.4	1
4.	Shonn Greene	1/17/10	at SD	23	128	5.6	1
5.	Curtis Martin	1/10/99	JAX	36	124	3.4	2
6.	Matt Snell	1/12/69	BAL	30	121	4.0	1
7.	Curtis Martin	1/12/02	at OAK	16	106	6.6	0
8.	Freeman McNeil	1/15/83	at LA	23	105	4.6	0
9.	LaMont Jordan	1/4/03	IND	20	102	5.1	2
10.	Curtis Martin	1/15/05	at PIT	19	77	4.1	0
11.	Curtis Martin	1/12/03	at OAK	16	74	4.6	0
12.	Freeman McNeil	1/3/87	at CLE	25	71	2.8	1

INDIVIDUAL PLAYOFF RECORDS

RUSHING CONT.

LONGEST RUNS FROM SCRIMMAGE

Pos	Player	Yds	Date	Opp
RB	Shonn Greene	53t	1/17/10	at SD
RB	Shonn Greene	39t	1/9/10	at CIN
RB	Freeman McNeil	35	1/9/83	at CIN
WR	Santana Moss	25	1/12/03	at OAK
RB	Freeman McNeil	25	1/3/87	at CLE
RB	Freeman McNeil	24	1/9/83	at CIN
RB	Freeman McNeil	24	12/28/86	KC
QB	Pat Ryan	24	12/28/86	KC
RB	LaDainian Tomlinson	23	1/8/11	at IND
RB	Shonne Greene	23	1/23/11	at PIT

LONGEST TD RUNS

Pos	Player	Yds	Date	Opp
RB	Shonn Greene	53	1/17/10	at SD
RB	Shonn Greene	39	1/9/10	at CIN
RB	Freeman McNeil	25	1/3/87	at CLE
RB	Freeman McNeil	20	1/9/83	at CIN
WR	Keyshawn Johnson	10	1/10/99	JAX

MOST ATTEMPTS

Career

Player	Att	Games
Freeman McNeil	150	8
Curtis Martin	133	7
Shonn Greene	99	6
Matt Snell	61	3
Thomas Jones	45	3

Game

Player	Att	Date	Opp
Curtis Martin	36	1/10/99	JAX
Freeman McNeil	31	12/28/86	KC
Matt Snell	30	1/12/69	BAL (SB III)
Freeman McNeil	25	1/3/87	at CLV
Shonn Greene	23	1/17/10	at SD
Freeman McNeil	23	1/15/83	at LAA

PASSING

PASSERS

Player	G-S	W-L	Att	Comp	Pct	Yds	TD	INT	Rating
Chad Pennington	5-5	2-3	178	107	60.1	1,166	7	4	83.2
Mark Sanchez	6-6	4-2	157	95	60.5	1,155	9	3	94.3
Richard Todd	4-4	2-2	139	78	56.1	1,026	4	12	53.2
Vinny Testaverde	3-3	1-2	129	82	63.6	917	4	3	85.3
Joe Namath	3-3	2-1	117	50	42.8	641	3	4	61.2
Ken O'Brien	3-2	0-2	67	45	67.2	504	2	4	74.5
Pat Ryan	3-2	1-1	51	32	62.7	340	5	1	106.7
Brad Smith	7-0	--	1	1	100.0	45	0	0	118.8
Freeman McNeil	8-0	--	1	1	100.0	14	1	0	158.3
Babe Parilli	1-0	--	1	0	--	0	0	0	39.6
Patrick Ramsey	1-0	--	1	1	100.0	-1	0	0	79.2

YARDS

Career

Player	Yds	Games
Chad Pennington	1,166	5
Mark Sanchez	1,155	6
Richard Todd	1,026	4
Vinny Testaverde	917	3
Joe Namath	641	3

Game

Player	Yds	Date	Opp
Richard Todd	377	12/27/81	BUF
Vinny Testaverde	356	1/17/99	at DEN
Chad Pennington	300	1/7/07	at NE
Vinny Testaverde	284	1/10/99	JAX
Chad Pennington	279	1/8/05	at SD

ATTEMPTS

Career

Pos	Player	Att	Games
QB	Chad Pennington	178	5
QB	Mark Sanchez	157	6
QB	Richard Todd	140	4
QB	Vinny Testaverde	129	3
QB	Joe Namath	117	3

Game

Player	Att	Date	Opp
Vinny Testaverde	52	1/1/99	at DEN
Richard Todd	51	12/2/81	BUF
Joe Namath	49	12/9/68	OAK
Chad Pennington	47	1/12/03	at OAK
Chad Pennington	40	1/7/07	at NE
Vinny Testaverde	40	1/12/02	at OAK
Joe Namath	40	12/20/69	KC

COMPLETIONS

Career

Player	Comp	Games
Chad Pennington	107	5
Mark Sanchez	95	6
Vinny Testaverde	82	3
Richard Todd	78	4
Joe Namath	50	3

Game

Player	Comp	Date	Opp
Vinny Testaverde	31	1/17/99	at DEN
Richard Todd	28	12/27/81	BUF
Vinny Testaverde	26	1/12/02	at OAK
Vinny Testaverde	24	1/110/99	JAX
Chad Pennington	23	1/8/05	at SD
Chad Pennington	23	1/7/07	at NE

INDIVIDUAL PLAYOFF RECORDS

PASSING CONT.

COMPLETION PERCENTAGE

Career

Player	Pct	Games
Ken O'Brien	67.1	3
Vinny Testaverde	63.5	3
Pat Ryan	62.7	3
Mark Sanchez	60.5	6
Chad Pennington	60.1	5

Game

Player	Pct	Date	Opp	Att-Comp-Yds
Ken O'Brien	76.5	12/28/85	NE	17-13-149
Chad Pennington	76.0	1/4/03	IND	25-19-222
Richard Todd	71.4	1/9/83	at CIN	28-20-269
Chad Pennington	69.7	1/8/05	at SD	33-23-279
Pat Ryan	69.6	12/28/86	KC	23-16-153

TOUCHDOWN PASSES

Career

Player	TD	Games
Mark Sanchez	9	6
Chad Pennington	7	5
Pat Ryan	5	3
Vinny Testaverde	4	3
Richard Todd	4	4

Game

Player	TD	Date	Opp
Mark Sanchez	3	1/16/11	at NE
Chad Pennington	3	1/4/03	IND
Vinny Testaverde	3	1/12/02	at OAK
Joe Namath	3	12/28/68	OAK
Mark Sanchez	2	1/23/11	at PIT
Mark Sanchez	2	1/24/10	at IND
Chad Pennington	2	1/8/04	at SD
Richard Todd	2	12/27/83	BUF

LONGEST PASS COMPLETION

Player	Yds	Date	Opp
Mark Sanchez to Braylon Edwards	80t	1/23/10	at IND
Chad Pennington to Jerricho Cotchery	77	1/7/07	at NE
Mark Sanchez to Jerricho Cotchery	58	1/16/11	at NE
Chad Pennington to Richie Anderson	56t	1/4/03	IND
Joe Namath to Don Maynard	52	12/29/68	OAK
Richard Todd to Wesley Walker	49	1/9/83	at CIN
Chad Pennington to Santana Moss	47	1/8/05	at SD

INTERCEPTIONS

Career

Player	Int	Games
Richard Todd	12	4
Chad Pennington	4	5
Joe Namath	4	3
Ken O'Brien	4	3
Vinny Testaverde	3	3

Game

Player	Int	Date	Opp
Richard Todd	5	1/23/83	at MIA
Richard Todd	4	12/27/81	BUF
Ken O'Brien	3	12/29/91	at HOU
Joe Namath	3	12/20/69	KC

PASSER RATING

Career

Player	Rating	A/C	Pct	Yds	TD	INT
Pat Ryan	106.7	51/32	62.7	340	5	1
Mark Sanchez	94.3	157/95	60.5	1,155	9	3
Vinny Testaverde	85.3	129/82	63.6	917	4	3
Chad Pennington	83.2	178/107	60.1	1,166	7	4
Ken O'Brien	74.5	67/45	67.2	504	2	4

Game

Player	Opp	Date	Rating	A/C	Pct	Yds	TD/INT
Chad Pennington	IND	1/4/03	142.0	25/19	76.0	222	3/0
Mark Sanchez	at CIN	1/9/10	139.4	15/12	80.0	182	1/0
Pat Ryan	KC	12/28/86	127.4	23/16	69.6	153	3/0
Mark Sanchez	at NE	1/16/11	127.3	25/16	64.0	194	3/0
Chad Pennington	at SD	1/8/05	115.6	33/23	69.7	279	2/0

RECEIVING

RECEPTIONS

Career

	Player	Rec	Yds	Avg	TD
1.	Jerricho Cotchery	30	440	14.7	2
2.	Curtis Martin	29	250	8.6	0
3.	Wesley Walker	27	486	18.0	3
4t.	Dustin Keller	26	302	11.6	3
4t.	Al Toon	26	330	12.7	2
6.	Laveranues Coles	21	234	11.1	0
7t.	George Sauer	20	269	13.5	0
7t.	Mickey Shuler	20	249	12.5	2
9.	Wayne Chrebet	19	269	14.2	2
10.	Santana Moss	18	238	13.2	2
11.	Freeman McNeil	17	116	6.8	1
12.	Keyshawn Johnson	16	194	12.1	1
13t.	Braylon Edwards	15	320	21.3	2
13t.	Justin McCareins	15	200	13.3	0
15.	Chris Baker	12	109	9.1	1
16.	Scott Dierking	11	74	6.7	0
17.	Richie Anderson	10	119	11.9	2
18t.	Santonio Holmes	9	127	14.1	2
18t.	Derrick Gaffney	9	121	13.4	1
18t.	Pete Lammons	9	102	11.3	1
21t.	Brad Smith	7	41	5.9	0
21t.	Johnny "Lam" Jones	7	109	15.6	0
21t.	Bruce Harper	7	52	7.4	0
21t.	Anthony Becht	7	50	7.1	0
25t	LaDainian Tomlinson	6	19	3.2	1
25t.	Jerome Barkum	6	81	13.5	0
25t.	Dedric Ward	6	79	13.2	0
25t.	LaMont Jordan	6	42	7.0	0
25t.	Jerald Sowell	6	20	3.3	0
30t.	Keith Byars	5	44	8.8	0

INDIVIDUAL PLAYOFF RECORDS

RECEPTIONS CONT.

	Player	Rec	Yds	Avg	TD
30t.	Mike Augustyniak	5	34	6.8	0
30t.	Brad Smith	5	16	3.2	0
33t.	Rob Moore	4	70	17.5	0
33t.	Bobby Jones	4	64	16.0	1
33t.	Leon Washington	4	25	6.3	0
36t.	Tony Richardson	3	14	4.7	0
36t.	Kyle Brady	3	28	9.3	0
36t.	Bill Mathis	3	20	6.7	0
36t.	Mark Boyer	3	20	6.7	0
40t.	Shonn Greene	2	13	6.5	0
40t.	Thomas Jones	2	28	14.0	0
40t.	Bulldog Turner	2	25	12.5	0
40t.	B.J. Askew	2	22	11.0	0
40t.	Kurt Sohn	2	18	9.0	0
40t.	David Meggett	2	16	8.0	0
40t.	Terance Mathis	2	12	6.0	0
47t.	Ben Hartsock	1	5	5.0	0
47t.	Danny Woodhead	1	-1	-1.0	0
47t.	Alex Van Dyke	1	16	16.0	0
47t.	Matt Snell	1	15	15.0	0
47t.	Tom Newton	1	12	12.0	0
47t.	Kevin Swayne	1	12	12.0	0
47t.	Emerson Boozer	1	11	11.0	0
47t.	Johnny Hector	1	11	11.0	1
47t.	Tony Paige	1	10	10.0	0
47t.	Rocky Klever	1	9	9.0	0
47t.	Jonathan Carter	1	7	7.0	0
47t.	Billy Griggs	1	6	6.0	0
47t.	Dan Alexander	1	1	1.0	0

Game

	Player	Date	Opp	Rec	Yds	Avg	TD
1t.	Keyshawn Johnson	1/10/99	JAX	9	121	13.4	1
1t.	Al Toon	12/28/85	NE	9	93	10.3	0
3t.	Dustin Keller	1/23/11	at PIT	8	64	8.0	0
3t.	Wesley Walker	1/9/83	at CIN	8	145	18.1	1
3t.	George Sauer	1/12/69	BAL	8	133	16.6	0
3t.	Laveranues Coles	1/12/02	at OAK	8	123	15.4	0
3t.	Wayne Chrebet	1/17/99	at DEN	8	121	15.1	0
3t.	Al Toon	12/29/91	at HOU	8	96	12.0	1
3t.	Justin McCareins	1/8/05	at SD	8	87	10.9	0
9t.	Wesley Walker	1/15/83	at LAA	7	169	24.1	1
9t.	Keyshawn Johnson	1/17/99	at DEN	7	73	10.4	0
9t.	George Sauer	12/29/68	OAK	7	70	10.0	0
9t.	Scott Dierking	12/27/81	BUF	7	52	7.4	0

YARDS RECEIVING

Career

	Player	G	Yds	Rec	Avg	TD
1.	Wesley Walker	7	486	27	18.0	3
2.	Jerricho Cotchery	9	440	30	14.7	2
3.	Al Toon	4	330	26	12.7	2
4.	Braylon Edwards	6	320	15	21.3	2
5.	Dustin Keller	6	302	26	11.6	3
6t.	Wayne Chrebet	6	269	19	14.2	2
6t.	George Sauer	3	269	20	13.5	0
8.	Curtis Martin	7	250	29	8.6	0

	Player	G	Yds	Rec	Avg	TD
9.	Mickey Shuler	5	249	20	12.5	2
10.	Santana Moss	5	238	18	13.2	2

Game	Player	Yds	Date	Opp	Rec
1.	Wesley Walker	169	1/15/83	at LAA	7
2.	Wesley Walker	145	1/9/83	at CIN	8
3.	George Sauer	133	1/12/69	BAL (SB III)	8
4.	Laveranues Coles	123	1/12/02	at OAK	8
5.	Wayne Chrebet	121	1/1/99	at DEN	8
6.	Keyshawn Johnson	121	1/10/99	JAX	9
7.	Don Maynard	118	12/29/68	OAK	6
8.	Mickey Shuler	116	12/27/81	BUF	6
9.	Jerricho Cotchery	102	1/24/10	at IND	5
10t.	Braylon Edwards	100	1/24/10	at IND	2
10t.	Jerricho Cotchery	100	1/7/07	at NE	4
10t.	Santana Moss	100	1/8/05	at SD	4

TOUCHDOWN RECEPTIONS

Career

Player	TD	Games
Dustin Keller	3	3
Wesley Walker	3	6
Jerricho Cotchery	2	9
Braylon Edwards	2	6
Santonio Holmes	2	3
Richie Anderson	2	4
Wayne Chrebet	2	6
Don Maynard	2	3
Santana Moss	2	5
Mickey Shuler	2	5
Al Toon	2	4

Game

Player	Rec	Date	Opp
Don Maynard	2	12/29/68	OAK
Wayne Chrebet	2	1/12/02	at OAK

LONGEST PASS RECEPTION

Player	Yds	Date	Opp
Braylon Edwards (from Sanchez)	80t	1/24/10	at IND
Jerricho Cotchery (from Pennington)	77	1/7/07	at NE
Jerricho Cotchery (from Sanchez)	58	1/16/11	at NE
Richie Anderson (from Pennington)	56	1/4/03	IND
Santana Moss (from Pennington)	47	1/8/05	at SD
Santonio Holmes (from Sanchez)	45t	1/23/11	at PIT
Jerricho Cotchery (from B. Smith)	45	1/24/10	at IND
Dustin Keller (from Sanchez)	45t	1/9/10	at CIN
Wesley Walker (from Ryan)	42	1/3/87	at CLE
George Sauer (from Namath)	39	1/12/69	BAL (SB III)

INDIVIDUAL PLAYOFF RECORDS

DEFENSE

INTERCEPTIONS

Career

Pos	Player	Int
CB	Darrelle Revis	2
LB	Greg Buttle	2
SS	Reggie Tongue	2

INTERCEPTIONS CONT.

Pos	Player	Int
CB	Randy Beverly	2
CB	Johnny Lynn	2
LB	Lance Mehl	2
SS	Ken Schroy	2
SS	Russell Carter	2
CB	Jerry Holmes	2

Game

Pos	Player	Int	Date	Opp
LB	Greg Buttle	2	12/27/81	BUF
CB	Randy Beverly	2	1/12/69	BAL (SB III)
CB	Johnny Lynn	2	1/9/83	at CIN
LB	Lance Mehl	2	1/15/83	at LAA
SS	Ken Schroy	2	1/23/83	at MIA

MOST INTERCEPTION RETURN YARDAGE

Pos	Player	Yds	INT
SS	Reggie Tongue	108	2
FS	Darrol Ray	98	1
LB	David Harris	58	1
CB	Johnny Lynn	40	2
LB	Greg Buttle	40	3
FS	Corwin Brown	40	1

Game

Pos	Player	Yds	INT	Date	Opp
FS	Darrol Ray	98	1	1/9/83	at CIN
SS	Reggie Tongue	86	1	1/15/05	at PIT
LB	David Harris	58	1	1/16/11	at NE
FS	Corwin Brown	40	1	1/10/99	JAX
CB	Johnny Lynn	40	2	1/9/83	at CIN
LB	Greg Buttle	40	2	12/27/81	BUF

LONGEST INTERCEPTION RETURNS

Pos	Player	Yds	Date	Opp
FS	Darrol Ray	98t	1/9/83	at CIN
SS	Reggie Tongue	86t	1/15/05	at PIT
LB	David Harris	58	1/16/11	at NE
FS	Corwin Brown	40	1/10/99	JAX
LB	Greg Buttle	29	12/27/81	BUF

INTERCEPTIONS RETURN FOR A TD

Career

Pos	Player	Int TD Returns	Games
SS	Reggie Tongue	1	2
LB	Kevin MacArthur	1	1
FS	Darrol Ray	1	2

SACKS

Career

Pos	Player	Sacks	Games
LE	Mark Gastineau	7.5	7
RT	Marty Lyons	6	7
DE	Shaun Ellis	3	12
LB	Mo Lewis	3	6
LB	Calvin Pace	3	6

Game

Pos	Player	Sacks	Date	Opp
DE	Shaun Ellis	2	1/16/11	at NE
LB	David Harris	2	1/24/10	at IND
LB	Chad Cascadden	2	1/17/99	at DEN
LB	Mo Lewis	2	12/29/91	at HOU
RT	Marty Lyons	2	1/3/87	at CLE
LE	Mark Gastineau	2	1/23/83	at MIA

SPECIAL TEAMS

MOST PUNTS

Career

Player	Punts	Games
Steve Weatherford	27	5
Dave Jennings	22	3
Chuck Ramsey	16	3
Curley Johnson	14	2
John Kidd	9	2

Game

Player	Punts	Date	Opp
Dave Jennings	14	1/3/87	at CLE
Curley Johnson	10	12/29/68	OAK
Chuck Ramsey	10	1/23/83	at MIA
Steve Weatherford	8	1/17/10	at SD
John Kidd	7	1/17/99	at DEN
Jay Feely	7	1/9/10	at CIN

HIGHEST GROSS PUNTING AVERAGE

Career

Player	Avg	Games
John Kidd	44.9	2
Steve Weatherford	42.8	2
Curley Johnson	40.7	2
Toby Gowin	39.1	2
Dave Jennings	38.1	3

Game

Player	Avg	Date	Opp
Steve Weatherford	51.0	1/24/10	at IND
Steve Weatherford	50.4	1/8/11	at IND
John Kidd	47.9	1/17/99	at DEN
Curley Johnson	41.5	12/29/68	OAK
Toby Gowin	39.8	1/8/05	at SD

INDIVIDUAL PLAYOFF RECORDS

PUNTS CONT.

LONGEST PUNTS

Player	Yds	Date	Opp
Steve Weatherford	65	1/8/11	at IND
Curley Johnson	63	12/29/68	OAK
Steve Weatherford	61	1/24/10	at IND
Dave Jennings	55	1/3/87	at CLE
Toby Gowin	54	1/15/05	at PIT

MOST PUNTS INSIDE THE 20

Career			
Player	In20	Punts	Games
Steve Weatherford	7	27	5
Jay Feely	3	7	1
Toby Gowin	3	11	2
John Kidd	3	9	2
Chuck Ramsey	3	15	3

Game			
Player	Punts	Date	Opp
Jay Feely	3	1/9/10	at CIN
John Kidd	3	1/17/99	at DEN
Chuck Ramsey	3	1/23/83	at MIA
Curley Johnson	3	12/29/68	OAK
Steve Weatherford	2	1/24/10	at IND
Steve Weatherford	2	1/17/10	at SD
Ben Graham	2	1/7/07	at NE
Toby Gowin	2	1/8/05	at SD
Steve O'Neil	2	12/20/69	KC

MOST PUNT RETURNS

Career		
Player	Returns	Games
Kurt Sohn	10	7
Santana Moss	9	5
Jerricho Cotchery	6	6
Bruce Harper	4	3
David Meggett	4	2

Game			
Player	Returns	Date	Opp
Kurt Sohn	6	1/23/83	at MIA
Santana Moss	5	1/15/05	at PIT
Jerricho Cotchery	3	1/24/10	at IND
Jerricho Cotchery	3	1/17/10	at SD
David Meggett	3	1/17/99	at DEN
Bruce Harper	3	12/27/81	BUF

MOST PUNT RETURN YARDS

Career		
Player	Yds	Ret
Jerricho Cotchery	92	8
Santana Moss	89	7
Kurt Sohn	85	10
David Meggett	47	4
Bruce Harper	33	4

Game			
Player	Yds	Date	Opp
Santana Moss	83	1/15/05	at PIT
Kurt Sohn	65	1/23/83	at MIA
David Meggett	43	1/17/99	at DEN
Jerricho Cotchery	34	1/17/10	at SD
Bruce Harper	31	12/27/81	BUF

LONGEST PUNT RETURNS

Player	Yds	Date	Opp
Santana Moss	75t	1/15/05	at PIT
David Meggett	33	1/17/99	at DEN
Jerricho Cotchery	25	1/17/10	at SD
Kurt Sohn	25	1/23/83	at MIA
Jerricho Cotchery	15	1/8/11	at IND
Jerricho Cotchery	15	1/9/10	at CIN

HIGHEST PUNT RETURN AVERAGE

Career		
Player	Avg	Games
Santana Moss	12.7	5
David Meggett	11.8	2
Jerricho Cotchery	11.5	9
Kurt Sohn	8.5	7
Bruce Harper	8.3	3

Game			
Player	Avg	Date	Opp
Santana Moss	16.6	1/15/05	at PIT
David Meggett	14.3	1/17/99	at DEN
Jerricho Cotchery	13.0	1/9/10	at CIN
Jerricho Cotchery	11.3	1/17/10	at SD
Kurt Sohn	10.8	1/23/83	at MIA

MOST FAIR CATCHES

Career		
Player	No	Games
Jerricho Cotchery	9	9
Kurt Sohn	8	7
Santana Moss	4	5
Bruce Harper	2	3

Game			
Player	No	Date	Opp
Jerricho Cotchery	3	1/24/10	at IND
Santana Moss	3	1/8/05	at SD
Kurt Sohn	3	1/3/87	at CLE
Kurt Sohn	2	1/15/83	at LAA
Kurt Sohn	2	12/28/86	KC

KICKOFF RETURNS

Career		
Player	Returns	Games
Brad Smith	12	7
Jerricho Cotchery	10	9
Chad Morton	8	4
David Meggett	7	2
Antonio Cromartie	6	3
Justin Miller	6	1
Johnny Hector	6	2

INDIVIDUAL PLAYOFF RECORDS

KICKOFF RETURNS CONT.

Game			
Player	Returns	Date	Opp
Justin Miller	6	1/7/07	at NE
Johnny Hector	6	12/28/85	NE
Chad Morton	5	1/12/02	at OAK
Jerricho Cotchery	5	1/15/05	at PIT
Brad Smith	5	1/24/10	at IND
Three tied	4	(last below)	
Antonio Cromartie	4	1/16/11	at NE

MOST KICKOFF RETURN YARDS

Career		
Player	Yds	Ret
Chad Morton	287	8
Brad Smith	278	12
Jerricho Cotchery	202	10
Antonio Cromartie	191	6
Justin Miller	136	6

Game			
Player	Yds	Date	Opp
Chad Morton	154	1/12/02	at OAK
Brad Smith	139	1/24/10	at IND
Justin Miller	136	1/7/07	at NE
Johnny Hector	115	12/28/85	NE
Jerricho Cotchery	113	1/15/05	at PIT

LONGEST KICKOFF RETURNS

Player	Yds	Date	Opp
Chad Morton	70	1/4/03	IND
Bobby Humphery	50	12/28/85	NE
Chad Morton	49	1/12/03	at OAK
Antonio Cromartie	47	1/8/11	at IND
Chad Morton	46	1/12/02	at OAK

HIGHEST KICKOFF RETURN AVERAGE

Career (with at least 3 returns)

Player	Avg	Games
Chad Morton	35.9	3
Antonio Cromartie	31.8	3
Earl Christy	27.8	2
Brad Smith	23.2	7
Justin Miller	22.7	1

Game (with at least 2 returns)

Player	Avg	Date	Opp
Chad Morton	30.8	1/12/02	at OAK
Earl Christy	28.7	12/29/68	OAK
Brad Smith	27.8	1/24/10	at IND
Antonio Cromartie	25.8	1/16/11	at NE
Justin Miller	22.7	1/7/07	at NE

TEAM RECORDS (PLAYOFFS)

SCORING

MOST POINTS SCORED, GAME

44	at CIN	1/9/83
41	IND	1/4/03
35	KC	12/28/86

FEWEST POINTS ALLOWED, GAME

0	IND	1/4/03
7	BAL	1/12/69
13	KC	12/20/69

MOST POINTS SCORED, HALF

1st:	24	IND	1/4/03
2nd:	24	at CIN	1/9/83

MOST POINTS SCORED, QUARTER

1st:	10	OAK	12/29/68
2nd:	17	CIN	1/9/83
		IND	1/4/03
		at IND	1/24/10
3rd:	14	at JAX	1/10/99
4th:	21	at CIN	1/9/83

TOUCHDOWNS

MOST, GAME

5	IND	1/4/03
5	KC	12/28/86
5	at CIN	1/9/83

FEWEST, GAME

0	at MIA	1/23/83
0	KC	12/20/69
1	at OAK	1/12/03
1	at DEN	1/17/99
1	at HOU	12/29/91
1	at BAL	1/12/69

POINTS AFTER TOUCHDOWN

MOST, GAME

5	IND	1/4/03
5	KC	12/28/86
5	at CIN	1/9/83

FEWEST, GAME

0	at MIA	1/23/83
0	KC	12/20/69
1	at OAK	1/12/03
1	at DEN	1/17/99
1	at HOU	12/29/91
1	at BAL	1/12/69

FIELD GOALS

MOST, GAME

3	at NE	1/17/07
3	at CIN	1/9/83
3	at BAL	1/12/69

MOST ATTEMPTED, GAME

5	at BAL	1/12/69
3	seven times	
	(last: at IND 1/24/10)	

FIRST DOWNS

MOST, GAME

29	JAX	1/10/99
27	at CIN	1/9/83
26	IND	1/4/03

FEWEST, GAME

10	at MIA	1/23/83
14	at NE	1/16/11
14	at SD	1/17/10
14	at CLE	1/3/87
15	NE	12/28/85
15	at CIN	1/9/10

NET YARDS GAINED

MOST, GAME

517	at CIN	1/9/83
429	JAX	1/10/99
419	BUF	12/27/81

FEWEST, GAME

139	at MIA	1/23/83
240	KC	12/20/69
240	NE	12/28/85

RUSHING

MOST ATTEMPTS, GAME

43	BAL	1/12/69
41	at CIN	1/9/10
42	IND	1/4/03

FEWEST ATTEMPTS, GAME

13	at DEN	1/17/99
16	at NE	1/7/07
21	NE	12/28/95

RUSHING YARDS

MOST, GAME

234	at CIN	1/9/83
180	IND	1/4/03
171	at CIN	1/9/10

FEWEST, GAME

14	at DEN	1/17/99
58	NE	12/28/95
62	at MIA	1/23/83

AVERAGE GAIN

HIGHEST, GAME

6.9	at CIN	1/9/83
6.2	at OAK	1/12/02
5.0	at OAK	1/12/03

LOWEST, GAME

1.1	at DEN	1/17/99
2.6	at MIA	1/23/83
2.8	NE	12/28/85

(Rushing, cont'd)

RUSHING TOUCHDOWNS MOST, GAME

3	JAX	1/10/99
2	at IND	1/8/11
2	at CIN	1/9/10
2	at CIN	1/9/83
2	IND	1/4/03

PASSING

MOST ATTEMPTS, GAME

52	at DEN	1/17/99
51	BUF	12/27/81
49	OAK	12/29/68

FEWEST ATTEMPTS, GAME

15	at CIN	1/9/10
23	KC	12/28/96
24	at LAA	1/15/83

COMPLETIONS, MOST, GAME

31	at DEN	1/17/99
28	BUF	12/27/81
27	at OAK	1/12/02

COMPLETIONS, FEWEST, GAME

12	at CIN	1/9/10
12	at SD	1/17/10
14	KC	12/20/69

COMPLETION PERCENTAGE

HIGHEST, GAME

80.0	at CIN	1/9/10
72.4	at CIN	1/9/83
69.7	at SD	1/8/05

LOWEST, GAME

40.5	at MIA	1/23/83
44.7	at OAK	1/12/03
52.2	at SD	1/17/10

YARDS PASSING, MOST, GAME

377	BUF	12/27/81
356	at DEN	1/17/99
294	at OAK	1/12/02

FEWEST, GAME

100	at SD	1/17/10
103	at MIA	1/23/83
153	KC	12/28/86
153	KC	12/20/69

PASSING TOUCHDOWNS, MOST, GAME

3	at NE	1/16/11
	OAK	12/29/68
	KC	12/28/86
2	at PIT	1/23/11
	BUF	12/27/81
	at CIN	1/9/83
	NE	12/28/85
	at SD	1/8/05
	at IND	1/24/10

INDIVIDUAL SCORING RECORDS (PLAYOFFS)

(passing, cont'd)

INTERCEPTIONS THROWN

MOST, GAME

5	at MIA	1/23/83
4	BUF	1/27/81
3	KC	12/20/69
	at HOU	12/29/91

FEWEST, GAME

0	at PIT	1/23/11
	at NE	1/16/11
	KC	12/20/69
	OAK	12/29/68
	KC	12/28/86
	at DEN	1/17/98
	at SD	1/8/05
1	at IND	1/18/11
	at IND	1/24/10
	at SD	1/17/10

INTERCEPTIONS RETURNED FOR TOUCHDOWN

1	at PIT	1/15/05
	at CIN	1/9/83

TIMES SACKED

MOST, GAME

9	CLE	1/3/87
5	NE	12/28/85
	BUF	12/27/81

PUNTING

MOST, GAME

14	at CLE	1/3/87
10	at MIA	1/23/83
	OAK	12/29/68

FEWEST, GAME

0	at CIN	1/9/83
1	at OAK	1/12/02
2	five times	
	(last: at OAK	1/12/03)

AVERAGE PUNTING YARDAGE

HIGHEST, GAME

51.0	at IND	1/24/10
50.4	at IND	1/8/11
47.9	at DEN	1/17/99

LOWEST, GAME

0	at CIN	1/9/83
24.0	at OAK	1/12/02
29.0	KC	12/28/86

PUNT RETURNS

MOST, GAME

6	at MIA	1/23/83
5	at PIT	1/15/05
3	five times	
	(last: at SD	1/17/10)

FEWEST, GAME

0	at PIT	1/23/11
	at HOU	12/29/91
	at OAK	1/12/02
	at OAK	1/12/03
	at SD	1/18/05

PUNT RETURN YARDS, MOST, GAME

83	at PIT	1/15/05
65	at MIA	1/23/83
43	at DEN	1/17/99

FEWEST, GAME

0	at PIT	1/23/11
	at HOU	12/29/91
	at OAK	1/12/02
	at OAK	1/12/03
	at SD	1/18/05

PUNT RETURN TOUCHDOWNS

1	at PIT	1/15/05
---	--------	---------

KICKOFF RETURNS

MOST, GAME

8	at OAK	1/12/02
7	NE	12/28/85
	at OAK	1/12/03

FEWEST, GAME

0	at LAA	1/15/83
	at HOU	12/29/91
1	at BAL	1/12/69
	at MIA	1/23/83
	IND	1/4/03

KICKOFF RETURN YARDS

MOST, GAME

210	at OAK	1/12/02
165	NE	12/28/85
139	at IND	1/24/10

FEWEST, GAME

0	at LAA	1/15/83
	at HOU	12/29/91
25	at BAL	1/12/69

KICKOFF RETURN TOUCHDOWNS

Never happened

PENALTIES

MOST, GAME

12	at CIN	1/9/83
10	at CLE	1/3/87
9	at CIN	1/9/10

FEWEST, GAME

0	at PIT	1/15/05
	at OAK	1/12/02
3	at NE	1/16/11
	at IND	1/8/11
	KC	12/20/69
	IND	1/4/03

YARDS PENALIZED

MOST, GAME

95	at CIN	1/9/83
94	at CLE	1/3/87
76	at CIN	1/9/10

FEWEST, GAME

0	at PIT	1/15/05
	at OAK	1/12/02
15	at IND	1/8/11
	KC	12/20/69

FUMBLES

MOST, GAME

4	at DEN	1/17/99
	at LAA	1/15/83
3	at BUF	12/27/81
	NE	12/28/85
	OAK	1/12/02

MOST FUMBLES LOST, GAME

4	at DEN	1/17/99
3	at LAA	1/15/83
2	four times	
	(last: at OAK	1/12/02)

MOST FUMBLES RECOVERED

(OWN AND OPPONENT), GAME

3	at LAA	1/15/83
	OAK	12/29/68
2	at CIN	1/9/83
	at MIA	1/23/83
	KC	12/28/86

MOST OWN FUMBLES

RECOVERED, GAME

2	BUF	12/27/81
1	10 times	
	(last: at PIT	1/23/11)

FUMBLES RECOVERED FOR TOUCHDOWN

Never happened

TURNOVERS

MOST, GAME

6	at DEN	1/17/99
5	BUF	12/27/81
	at LAA	1/15/83
	at MIA	1/23/83

FEWEST, GAME

0	at NE	1/16/11
	KC	12/28/86
	at CLE	1/3/87
	IND	1/4/03
	at SD	1/8/05
	at CIN	1/9/10

JETS YEAR-BY-YEAR RECORDS

Year	W	L	T	Pct.	Division Finish	Head Coach
2011	8	8	0	.500	2nd	Rex Ryan
2010	11	5	0	.688	*2nd	Rex Ryan
2009	9	7	0	.563	*2nd	Rex Ryan
2008	9	7	0	.563	3rd	Eric Mangini
2007	4	12	0	.250	3rd	Eric Mangini
2006	10	6	0	.625	*2nd	Eric Mangini
2005	4	12	0	.250	4th	Herman Edwards
2004	10	6	0	.625	*2nd	Herman Edwards
2003	6	10	0	.375	T3rd	Herman Edwards
2002	9	7	0	.563	*T1st	Herman Edwards
2001	10	6	0	.625	*3rd	Herman Edwards
2000	9	7	0	.563	3rd	Al Groh
1999	8	8	0	.500	T4th	Bill Parcells
1998	12	4	0	.750	*1st	Bill Parcells
1997	9	7	0	.563	3rd	Bill Parcells
1996	1	15	0	.063	5th	Rich Kotite
1995	3	13	0	.188	5th	Rich Kotite
1994	6	10	0	.375	5th	Pete Carroll
1993	8	8	0	.500	3rd	Bruce Coslet
1992	4	12	0	.250	4th	Bruce Coslet
1991	8	8	0	.500	*T2nd	Bruce Coslet
1990	6	10	0	.375	4th	Bruce Coslet
1989	4	12	0	.250	5th	Joe Walton
1988	8	7	1	.531	4th	Joe Walton
1987	6	9	0	.400	5th	Joe Walton
1986	10	6	0	.625	*2nd	Joe Walton
1985	11	5	0	.688	*T2nd	Joe Walton
1984	7	9	0	.438	3rd	Joe Walton
1983	7	9	0	.438	T4th	Joe Walton
1982	6	3	0	.667	*6th/AFC	Walt Michaels
1981	10	5	1	.656	*2nd	Walt Michaels
1980	4	12	0	.250	5th	Walt Michaels
1979	8	8	0	.500	3rd	Walt Michaels
1978	8	8	0	.500	3rd	Walt Michaels
1977	3	11	0	.214	T4th	Walt Michaels
1976	3	11	0	.214	4th	Lou Holtz/Mike Holovak
1975	3	11	0	.214	T4th	Charley Winner/Ken Shipp
1974	7	7	0	.500	T3rd	Charley Winner
1973	4	10	0	.286	T4th	Weeb Ewbank
1972	7	7	0	.500	2nd	Weeb Ewbank
1971	6	8	0	.429	T3rd	Weeb Ewbank
1970	4	10	0	.286	3rd	Weeb Ewbank
1969	10	4	0	.714	*1st	Weeb Ewbank
1968	11	3	0	.786	*1st	Weeb Ewbank
1967	8	5	1	.615	2nd	Weeb Ewbank
1966	6	6	2	.500	3rd	Weeb Ewbank
1965	5	8	1	.385	2nd	Weeb Ewbank
1964	5	8	1	.385	3rd	Weeb Ewbank
1963	5	8	1	.385	4th	Weeb Ewbank
1962	5	9	0	.357	4th	Clyde "Bulldog" Turner
1961	7	7	0	.500	3rd	Sammy Baugh
1960	7	7	0	.500	2nd	Sammy Baugh
Totals	350	414	8	.458		

*Advanced to Postseason

From 1960-71, ties were not included in winning percentage



JETS MEDIA PARTNERS



NEW YORK JETS



TUNE INTO THE JETS ALL SEASON LONG



Jets Flight Plan

Presented by JetBlue

Jets Flight Plan is an informative and entertaining 30-minute journey through the world of the Jets. Get behind-the-scenes access to Rex Ryan, his coaching staff and players at practices, meetings, and the locker room as the Jets prepare each week during the season. Also the show, hosted by CBS2-HD Sportscaster Otis Livingston, highlights players throughout the year in their personal business ventures, philanthropic endeavors, and other non-football experiences. Jets Flight Plan airs on CBS-2HD on Sundays at 11:30 a.m.

jetBlue

Jets Huddle

Jets Huddle is a fast-paced, inside look at the lives of Jets players, told by the players themselves. This is the only show in NY to enter the players' sanctuary. Hosted by defensive tackle Sione Pouha, Jets Huddle is built around locker room conversations and private moments shared by teammates plus features showcasing their personal lives and interests. Add it all up and Jets Huddle is the fastest 30 minutes on TV. Jets Huddle airs on CBS-2HD on Saturdays at 11:35 p.m. and re-airs on Verizon FiOS1.

Jets Preseason Games

The broadcast home of the New York Jets, WCBS2-HD will feature three preseason games including Jets at Cincinnati on August 10, Jets vs. Giants on August 18 and Jets at Philadelphia on August 30. Catch all the live action on WCBS2-HD.



Tune into the official radio home of the New York Jets ESPN New York - 98.7FM for weekly interviews with your favorite players and Head Coach Rex Ryan. During the season listen to the games simulcast on ESPN New York - 98.7FM.

The Rex Ryan Report

Presented by Melrose Credit Union

Listen to a live interview with Jets Head Coach Rex Ryan each week of the season during The Michael Kay Show on Mondays.



ESPN LA

All regular season Jets games can be heard live on ESPN LA 710AM.



Inside the Jets

Presented by Coors Light

Each week this live hour-long show, hosted by Bob Wischusen, will feature some of your favorite Jets players and personalities. Show will air Monday nights at 7 p.m. on ESPN New York - 98.7FM and espn.go.com/newyork/radio/.



Jets Countdown to Kickoff

Presented by Sports Authority

Listen to the pregame show live for two hours leading up to kickoff before every Jets game hosted by Greg Buttle and Don La Greca on ESPN New York - 98.7FM.



The Fifth Quarter

Greg Buttle and Don La Greca recap the game live for two hours postgame on ESPN New York - 98.7FM.



Jets Post Game Live

Presented by Toyota

The official Jets post game TV show following every Jets game. This program is the source for in-depth analysis, player reactions and expert opinion immediately after every Jets game. SNY's critically acclaimed Jets Post Game Live features priority locker room access with Head Coach Rex Ryan's closed-door address to the team, exclusive on-field interviews and reactions with key Jets players and post game press conferences. SNY redefines wall-to-wall coverage in this show as the network's on-air team of Brian Custer, Ray Lucas, Adam Schein and Jets on-site reporter Jeané Coakley cover every angle.



Jets Extra Point

Presented by New Jersey Lottery

On Tuesdays at 6:30 p.m., watch this half-hour long, studio-based review show hosted by Brian Custer. Join former Jets QB Ray Lucas as the crew breaks down the previous week's game and provides insight into the plays, matchups, and ultimate outcome.



Jets Open Mic

Presented by Melrose Credit Union

Exclusive live "start-to-finish" coverage of Head Coach Rex Ryan's press conferences each Monday and Wednesday at 6:30 p.m. from the Atlantic Health Jets Training Center. Open Mic is a 30-minute telecast throughout the NFL season.



Jets Game Plan

Thursdays at 6:30 p.m., Jets Game Plan is a 30-minute preview show where analysts, coaches, and players give a comprehensive look ahead to the week's upcoming matchup.

Jets Preseason Games

As the exclusive year-round home of the New York Jets, SNY will televise re-airs of three 2012 Jets preseason games vs. the Bengals, Giants, and Eagles. Ian Eagle and Greg Buttle have the call with Otis Livingston on the sideline for some of New York's highest-rated August programming.

Jets Nation

Presented by Melrose Credit Union

The sun never sets on Jets Nation! When the season ends, Jets Nation, hosted by Brian Custer and featuring Ray Lucas and Adam Schein, takes off with a weekly studio-based series designed to give fans an inside look at Jets players, coaches, and team personnel. Fans will be able to keep abreast of changes and watch as the Jets gear up for the upcoming season.



Jets Nation: Draft Day

SNY's all-access coverage of the Jets draft features interviews with GM Mike Tannenbaum and Head Coach Rex Ryan, as well as player profiles, in-depth analysis and debate on the Jets draft needs and interviews with Jets draft picks. SNY reports on the Jets draft from both SNY's street level studio located directly across the street from Radio City Music Hall where the NFL Draft takes place and from outside the Jets draft room.

Jets Nation: Inside Jets Camp

SNY takes fans inside Jets Training Camp as the team prepares for the season. This weekly live one-hour show will provide a glimpse into what goes on in camp – the drills, conditioning, scrimmages, and more.

FOR DETAILED SHOW INFORMATION AND SCHEDULES VISIT NEWYORKJETS.COM



**DIRECTOR,
INTERNET PROGRAMMING/
SENIOR REPORTER**

EXPERIENCE:

NFL: 13TH / JETS: 12TH

Eric **ALLEN**

Eric Allen, entering his 12th season with the Jets, serves as the primary host for video pieces on newyorkjets.com, hosts and co-produces Jets' features for Verizon on Demand (VOD), provides editorial content for the team's website & publications and is a regular news contributor on the Jets' Facebook page. In addition, Allen produces and co-hosts all of the Jets' audio broadcasts on newyorkjets.com. Allen also is a contributor to Flight Plan, the club's television show broadcasted on CBS2 NY.

Beginning in 2012, Allen will host and co-produce live postgame shows which will be broadcast live on both newyorkjets.com and [Facebook.com/Jets](https://www.facebook.com/Jets).

Prior to joining the Jets, Allen worked with the Tampa Bay Buccaneers' public relations department during the 2000 season before serving in similar capacity for the Jets in 2001. A native of Buffalo, NY, Allen holds a Master's of Mass Communication from the University of Florida and freelanced at both The Gainesville Sun and Gator Bait Magazine while in Gainesville from 1999-2000. He earned a Bachelor's of Science from the University of Maryland in 1998 and suited up in goal for the Terrapins' club hockey team.

Allen and his wife, Cristina Canle, reside in Lynbrook, NY.



SENIOR DIRECTOR, BROADCASTING & MULTIMEDIA PRODUCTION

EXPERIENCE:

NFL: 16TH / JETS: 5TH

Rich GENTILE

Rich Gentile joined the Jets in May 2008, overseeing the creation of a new broadcast department, including a post-production facility, which opened in 2009. Gentile is responsible for the creation of team content for television, the website, stadium presentation and team events.

Prior to joining the Jets, Gentile spent 11 seasons with the Philadelphia Eagles as their Senior Producer for the Eagles Television Network, where he produced preseason broadcasts, weekly television shows and in-stadium content. Previously, Gentile was an associate producer for "Penn State Football Story" and "Penn State Hoops" while with D'Elia Wittkofski Productions in Pittsburgh, PA (1996-97) and was a production assistant for NHL broadcasts on ESPN and FOX (1995-96).

Born and raised in Pittsburgh, PA, Gentile is a 1994 graduate of the University of Colorado at Boulder and enjoys spending time with his wife, Christine, and his five nieces and nephews: Oliver, Adam, Austin, Alyssa, and Elise. Gentile is an avid skier, and mountain biker, who loves the outdoors. With a lifelong interest in television production and film making, Gentile counts "Cheers," "The Natural," and "Up" among his favorites.



**DIRECTOR,
PUBLICATIONS/EDITOR-IN-CHIEF,
NEWYORKJETS.COM**

EXPERIENCE:
NFL: 6TH / JETS: 6TH

Randy LANGE

Randy Lange is entering his sixth season with the Jets as editor-in-chief of newyorkjets.com and director of publications. He is the main writer on the site's "Randy's Radar" blog and the executive editor of the annual Jets Yearbook.

Before coming to the Jets, Lange covered the team from 1994-2006 for The Record of Hackensack, N.J. As Jets beatwriter he also made many radio and TV appearances in the New York area and around the country and was a Jets correspondent for Sports Illustrated, USA Today and CBSSportsline.com and a columnist for Jets Confidential. His book, "Stadium Stories: New York Jets," was published in 2005.

Lange attended Rutgers University and graduated from

Glassboro State College in 1974 with a degree in communications. He and his wife, Rosemarie, live in Jefferson Township, N.J.



NEW YORK JETS RADIO NETWORK

Greg **BUTTLE**

Buttle is in his 11th season as the co-host of “Jets Gameday” and “Countdown to Kickoff” (pregame) and “The 5th Quarter” (postgame) on the Jets broadcasts on 1050 ESPN Radio. One of the best linebackers in Jets history, Buttle finished his nine-year career with 15 interceptions and 976 tackles. Originally selected by the Jets in the third round from Penn State where he played for the legendary Joe Paterno, the Linwood, NJ native went to make virtually every all-rookie team, as he led the Jets in tackles in 1976. As a rookie he uttered the memorable line, “They pay me to practice! On Sundays I play for free.”

Buttle, who was named first-team All-Pro by *Sports Illustrated* after the 1979 season, scored three touchdowns in his career, two versus the Patriots. One came on a 23-yard fumble return in his rookie season in 1976 and the other on a 44-yard interception return in 1977. The third came on a fumble return against the Colts in 1984. He also holds the Jets playoff record for interceptions with three.

Off the field, Buttle is an accomplished entrepreneur with business ventures ranging from Customer Relationship Management (Rockefeller Consulting/Insight Capitalists) to valet parking lots (Airpark) located in close proximity to all of New York’s major airports. He and his wife, Rita, reside on Long Island and have three children: daughters, Christina and Allegra, and one son, Gregory.



NEW YORK JETS RADIO NETWORK

Don **LA GRECA**

Don La Greca is in his 11th season as the co-host of “Jets Gameday” and “Countdown to Kickoff” (pregame) and “The 5th Quarter” (postgame) on the Jets broadcasts on 98.7 ESPN New York. La Greca and Greg Buttle also host “The New York Sports Reporters” on 98.7.

A veteran of the sports radio industry for the past decade, La Greca is a key component of 98.7 ESPN New York. He got started in sports radio at Sports Phone, where he updated scores while covering New York sports. La Greca has been a sports anchor at 1010 WINS, a talk show host at eYada.com and an update anchor at WFAN, where he covered the Jets in 2000 before joining 1050 ESPN Radio from its start.

La Greca was the very first voice of 98.7, formerly known

as 1050 ESPN Radio, on Sept. 3, 2001. He is co-host of 98.7’s “The Michael Kay Show,” airing weekdays from 3-7 p.m. La Greca has been part of the Kay show since 2002, as the primary fill-in host for Michael. He also co-hosts the “Mike Lupica Show” on 98.7 from 12-1 p.m.

After many seasons of hosting the official New York Rangers pregame and postgame shows on 98.7, La Greca was added to the their radio broadcast team for the 2008-09 season as the fill-in play-by-play announcer for lead voice Kenny Albert. His passion for hockey and expertise on the sport also make him the ideal host of “NHL Live” on the NHL Network. La Greca graduated from Ramapo College in Mahwah, NJ. He resides in Somerset, NJ with his wife, Nancy.



NEW YORK JETS RADIO NETWORK ANALYST

Marty LYONS

Marty Lyons enters his 11th season as the Jets radio analyst. Lyons was originally a first-round draft selection of the Jets in 1979 out of the University of Alabama after playing for Paul “Bear” Bryant.

A founding member of the “New York Sack Exchange,” Lyons, together with teammates Mark Gastineau, Joe Klecko and Abdul Salaam, helped lead the 1981 Jets to a franchise-record 66 sacks, and the team’s first playoff appearance since 1969. He finished his NFL career with 43 sacks over 11 seasons for the Jets (1979-89), playing in 147 games – a team-record for a defensive lineman at the time of his retirement.

Also a dominant college player, Lyons was enshrined into the College Football Hall of Fame following his first appearance on the ballot.

While a formidable force on the field, Lyons has made significant contributions off the field as well with his extensive charitable work. For his commitment to the community, he was named NFL Man of the Year in 1984. Lyons is the founder and chairman of the Marty Lyons Foundation, which grants wishes to children diagnosed with terminal or chronic life-threatening illnesses. It has made more than 6,000 wishes come true.

As a tribute to his longstanding charitable commitment, the Jets annually present the Marty Lyons Award to the player who gives the most back to his community as selected by the Jets staff. Lyons was the first recipient of this award in 1990.

He and his wife, Christine, currently reside in Smithtown, N.Y. Marty has four children – Rocky, Jesse, Megan and Luke.



NEW YORK JETS RADIO NETWORK PLAY-BY-PLAY ANNOUNCER

Bob **WISCHUSEN**

Wischusen enters his 11th season as the play-by-play voice of the New York Jets. Wischusen first joined Marty Lyons in the Jets booth for the 2002 season.

He began covering the Jets in 1996 as a reporter for WFAN, and from 1997-2001 hosted pregame and postgame shows for the Jets radio network. Over the last decade, Wischusen has proven to be one of the most versatile television and radio voices in the country.

When not with the Jets, Wischusen is a play-by-play announcer for ESPN, calling college football and college basketball, as well as arena football, boxing, college baseball, college softball and WNBA basketball.

In the New York market, Wischusen worked for MSG Network in a variety of rolls, calling New York Rangers hockey, New York Knicks and New York Liberty basketball and anchoring FSNY's New York Sports Report and MSG Network's SportsDesk. Wischusen's credits also include sideline reporting for NBC on Notre Dame football and NBA basketball telecasts and play-by-play for Westwood One

radio and Comcast Network television. Raised in Westfield, NJ and a 1993 graduate of Boston College, Wischusen began his professional career at WQAM in Miami. In 1996, he moved to New York and joined WFAN, where he started hosting talk shows and anchoring while also covering the Jets. Wischusen currently resides in New Jersey with his wife Julie and their five children: Katrina, Charlie, Jimmy and twins, Ben and Cory.