



***2011 NEW YORK JETS  
MEDIA GUIDE***



# NEW YORK JETS MEDIA RELATIONS



**Nick Filis**  
Coordinator  
973.549.4857  
nfilis@jets.nfl.com



**Meghan Gilmore**  
Manager  
973.549.4684  
mgilmore@jets.nfl.com



**Bruce Speight**  
Senior Director  
973.549.4690  
bspeight@jets.nfl.com



**Jared Winley**  
Director  
973.549.4683  
jwinley@jets.nfl.com



**Nick Gallo**  
Seasonal Assistant  
973.549.4685



**Tim Shanahan**  
Seasonal Assistant  
973.549.4685



**Pete Spiewak**  
Seasonal Assistant  
973.549.4685

## 2011 SCHEDULE

### PRESEASON

Monday	8/15	at Houston	8:00 p.m.	ESPN
Sunday	8/21	Cincinnati	7:00 p.m.	WCBS
Saturday	8/27	at N.Y. Giants	7:00 p.m.	WNBC
Thursday	9/2	Philadelphia	7:30 p.m.	WCBS

### REGULAR SEASON

Sunday	9/11	Dallas	8:20 p.m.	NBC
Sunday	9/19	Jacksonville	1:00 p.m.	CBS
Sunday	9/25	at Oakland	4:05 p.m.	CBS
Sunday	10/2	at Baltimore	8:20 p.m.	NBC
Sunday	10/9	at New England	4:15 p.m.	CBS
Monday	10/17	Miami	8:30 p.m.	ESPN
Sunday	10/23	San Diego	1:00 p.m.	CBS
		Bye		
Sunday	11/6	at Buffalo	1:00 p.m.	CBS
Sunday	11/13	New England	8:20 p.m.	NBC*
Thursday	11/17	at Denver	8:20 p.m.	NFLN
Sunday	11/27	Buffalo	1:00 p.m.	CBS*
Sunday	12/4	at Washington	1:00 p.m.	FOX*
Sunday	12/11	Kansas City	1:00 p.m.	CBS*
Sunday	12/18	at Philadelphia	4:15 p.m.	CBS*
Saturday	12/24	N.Y. Giants	1:00 p.m.	FOX
Sunday	1/1	at Miami	1:00 p.m.	CBS*

### Home games in bold

\* Subject to NFL flexible scheduling

All games broadcast on 1050 ESPN New York; in Spanish on WADO 1280

## The 2011 New York Jets Media Guide

Published by the New York Jets LLC.

Copyright 2011 New York Jets LLC. All Rights Reserved.

**Editing, Research and Writing:** Eric Allen, Cate Brady, Jessica L. Ciccone, Nick Filis, Dana Fjermestad, Meghan Gilmore, Kaylin Harper, Randy Lange, Jesse Linder, Gabby Medina, Erin O'Grady, Tim Shanahan, Bruce Speight, Jared Winley

**Copy Editor:** Chuck Garrity

**Photography:** Al Pereira

**Additional Photos:** Lee Weissman Photography, Dave Drapkin Photography, Jerry Leibman, John A. Gibson, Jr., ESPN, Pro Football Hall of Fame, Maple Leaf Productions, Ltd., Getty Images (Andy Lyons, Al Bello, Dong Benc, Chris Trotman, Jim McIssac, Focus On Sport)

**Design:** Michael Scott, New York Jets

## GAME CREDENTIALS

[www.newyorkjets.com/credentials](http://www.newyorkjets.com/credentials)

The New York Jets credential website is available 24 hours a day, seven days a week and serves as the team's primary media credentialing system. The deadline to submit a single-game credential request is TUESDAY AT NOON the week prior to each game. Please contact Meghan Gilmore at mgilmore@jets.nfl.com or by phone at 973-549-4684.

# TABLE OF CONTENTS

NEW YORK JETS MEDIA RELATIONS .....	2	Kenrick ELLIS .....	255	JETS VS. WASHINGTON REDSKINS .....	384
TABLE OF CONTENTS .....	3	Bilal POWELL .....	256	PRIME TIME/OVERTIME/THANKSGIVING .....	385
METLIFE STADIUM .....	4	Jeremy KERLEY .....	257	100-YARD RUSHING GAMES (JETS/TITANS) .....	386
ATLANTIC HEALTH TRAINING CENTER .....	5	Greg McELROY .....	259	100-YARD RUSHING GAMES (OPPONENTS) .....	388
THE NEW YORK JETS IN YOUR COMMUNITY .....	6	Scotty McKNIGHT .....	260	100-YARD RECEIVING GAMES (JETS/TITANS) .....	390
STAFF DIRECTORY .....	10	Nick BELLORE .....	261	100-YARD RECEIVING GAMES (OPPONENTS) .....	393
<b>EXECUTIVE STAFF</b> .....	<b>12</b>	T.J. CONLEY .....	262	300-YARD PASSING GAMES (JETS/TITANS) .....	396
Robert Wood "Woody" JOHNSON IV .....	13	Garrett MCINTYRE .....	263	300-YARD PASSING GAMES (OPPONENTS) .....	398
Matt HIGGINS .....	14	Martin TEVASEU .....	265	NEW YORK TITANS 1960 (7-7) .....	400
Thad SHEELY .....	15	Isaiah TRUFANT .....	266	YEAR-BY-YEAR RECAPS .....	400
Mike TANNENBAUM .....	16	<b>2010 REVIEW</b> .....	<b>267</b>	NEW YORK TITANS 1961 (7-7) .....	401
Brian Friedman .....	19	2010 NEW YORK JETS FINAL STATISTICS .....	268	NEW YORK TITANS 1962 (5-9) .....	402
Marc RICCIO .....	20	2010 DEFENSIVE & SPECIAL TEAMS STATISTICS .....	269	NEW YORK JETS 1963 (5-8-1) .....	403
Robert SULLIVAN .....	21	2010 FINAL STANDINGS .....	270	NEW YORK JETS 1964 (5-8-1) .....	404
Steve YARNELL .....	22	2010 SUPERLATIVES .....	271	NEW YORK JETS 1965 (5-8-1) .....	405
<b>COACHES</b> .....	<b>23</b>	2010 GAME-BY-GAME STATISTICS .....	272	NEW YORK JETS 1966 (6-6-2) .....	406
Rex RYAN .....	24	2010 GAME-BY-GAME STARTERS .....	273	NEW YORK JETS 1967 (8-5-1) .....	407
Mike PETTINE .....	27	2010 PARTICIPATION .....	274	NEW YORK JETS 1968 (11-3) .....	408
Brian SCHOTTENHEIMER .....	28	2010 TRANSACTIONS .....	275	NEW YORK JETS 1969 (10-4) .....	409
Mike WESTHOFF .....	29	THE LAST TIME .....	277	NEW YORK JETS 1970 (4-10) .....	410
Bill CALLAHAN .....	30	<b>RECORDS</b> .....	<b>279</b>	NEW YORK JETS 1971 (6-8) .....	411
Mark CARRIER .....	31	ALL-TIME SUPERLATIVES .....	280	NEW YORK TITANS 1972 (7-7) .....	412
Matt CAVANAUGH .....	32	ALL-TIME SCORING RECORD .....	282	NEW YORK JETS 1973 (4-10) .....	413
Bryan DERMODY .....	33	PASSING RECORDS .....	284	NEW YORK JETS 1974 (7-7) .....	414
Mike DEVLIN .....	34	RUSHING RECORDS .....	286	NEW YORK JETS 1975 (3-11) .....	415
Henry ELLARD .....	35	RECEIVING RECORDS .....	288	NEW YORK JETS 1976 (3-11) .....	416
Bill HUGHAN .....	36	INTERCEPTION RECORDS .....	290	NEW YORK JETS 1977 (3-11) .....	417
Ben KOTWICA .....	37	SACK RECORDS .....	291	NEW YORK JETS 1978 (8-8) .....	418
Anthony LYNN .....	38	FUMBLE RECORDS .....	291	NEW YORK JETS 1979 (8-8) .....	419
Jim O'NEIL .....	39	FUMBLE RETURNS FOR TOUCHDOWNS .....	292	NEW YORK JETS 1980 (4-12) .....	420
Bob SUTTON .....	41	INTERCEPTION RETURNS FOR TOUCHDOWN .....	293	NEW YORK JETS 1981 (10-5-1) .....	421
Lance TAYLOR .....	42	INDIVIDUAL SERVICE .....	294	NEW YORK JETS 1982 (6-3) .....	422
Dennis THURMAN .....	43	PUNTING RECORDS .....	295	NEW YORK JETS 1983 (7-9) .....	423
Jeff WEEKS .....	44	PUNT RETURNS .....	296	NEW YORK JETS 1984 (7-9) .....	424
<b>STAFF</b> .....	<b>45</b>	KICKOFF RETURNS .....	297	NEW YORK JETS 1985 (11-5) .....	425
<b>PLAYERS</b> .....	<b>70</b>	YEAR-BY-YEAR LEADERS .....	298	NEW YORK JETS 1986 (10-6) .....	426
Mark BRUNELL .....	71	TEAM RECORDS .....	303	NEW YORK JETS 1987 (6-9) .....	427
Marquice COLE .....	90	OFFENSE YEAR-BY-YEAR .....	308	NEW YORK JETS 1988 (8-7-1) .....	428
John CONNER .....	92	DEFENSE YEAR-BY-YEAR .....	309	NEW YORK JETS 1989 (4-12) .....	429
Emanuel COOK .....	93	JETS DIVISIONAL HISTORY .....	310	NEW YORK JETS 1990 (6-10) .....	430
Antonio CROMARTIE .....	94	INDIVIDUAL PLAYOFF RECORDS .....	311	NEW YORK JETS 1991 (8-8) .....	431
Jeff CUMBERLAND .....	102	TEAM RECORDS (PLAYOFFS) .....	318	NEW YORK JETS 1992 (4-12) .....	432
Mike DeVITO .....	103	JETS YEAR-BY-YEAR RECORDS .....	320	NEW YORK JETS 1993 (8-8) .....	433
Marcus DIXON .....	108	<b>HISTORY</b> .....	<b>321</b>	NEW YORK JETS 1994 (6-10) .....	434
Vladimir DUCASSE .....	109	HISTORICAL HIGHLIGHTS .....	322	NEW YORK JETS 1995 (3-13) .....	435
D'Brickashaw FERGUSON .....	110	HONORS AND AWARDS .....	329	NEW YORK JETS 1996 (1-15) .....	436
Nick FOLK .....	113	ALL-TIME ALPHABETICAL ROSTER .....	332	NEW YORK JETS 1997 (9-7) .....	437
Shonn GREENE .....	116	ALL-TIME NUMERICAL ROSTER .....	342	NEW YORK JETS 1998 (12-4) .....	438
David HARRIS .....	120	ALL-TIME PRACTICE SQUAD ROSTER .....	352	NEW YORK JETS 1999 (8-8) .....	439
Santonio HOLMES .....	126	ALL-TIME COACHING ROSTER .....	353	NEW YORK JETS 2000 (9-7) .....	440
Wayne HUNTER .....	134	JETS VS. ARIZONA CARDINALS .....	354	NEW YORK JETS 2001 (10-6) .....	441
Dustin KELLER .....	135	JETS VS. ATLANTA FALCONS .....	355	NEW YORK JETS 2002 (9-7) .....	442
Jim LEONHARD .....	139	JETS VS. BALTIMORE RAVENS .....	356	NEW YORK JETS 2003 (6-10) .....	443
Nick MANGOLD .....	146	JETS VS. BUFFALO BILLS .....	357	NEW YORK JETS 2004 (10-6) .....	444
Josh MAUGA .....	158	JETS VS. CAROLINA PANTHERS .....	358	NEW YORK JETS 2005 (4-12) .....	445
Joe McKNIGHT .....	161	JETS VS. CHICAGO BEARS .....	359	NEW YORK JETS 2006 (10-6) .....	446
Brandon MOORE .....	163	JETS VS. CINCINNATI BENGALS .....	360	NEW YORK JETS 2007 (4-12) .....	447
Matt MULLIGAN .....	166	JETS VS. CLEVELAND BROWNS .....	361	NEW YORK JETS 2008 (9-7) .....	448
Calvin PACE .....	167	JETS VS. DALLAS COWBOYS .....	362	NEW YORK JETS 2009 (9-7) .....	449
Logan PAYNE .....	176	JETS VS. DENVER BRONCOS .....	363	NEW YORK JETS 2010 (11-5) .....	450
Ropati PITOITUA .....	177	JETS VS. DETROIT LIONS .....	364	PRESEASON RESULTS .....	451
Brodney POOL .....	178	JETS VS. GREEN BAY PACKERS .....	365	ALL-TIME JETS DRAFTS .....	454
Sione POUHA .....	184	JETS VS. INDIANAPOLIS COLTS .....	367	<b>JETS MEDIA PARTNERS</b> .....	<b>465</b>
Tanner PURDUM .....	189	JETS VS. JACKSONVILLE JAGUARS .....	368	Eric ALLEN .....	467
Darrelle REVIS .....	190	JETS VS. KANSAS CITY CHIEFS .....	369	Rich GENTILE .....	468
Mark SANCHEZ .....	196	JETS VS. MIAMI DOLPHINS .....	370	Randy LANGE .....	469
Bart SCOTT .....	203	JETS VS. MINNESOTA VIKINGS .....	371	Greg BUTTLE .....	470
Matt SLAUSON .....	212	JETS VS. NEW ENGLAND PATRIOTS .....	372	Don LA GRECA .....	471
Eric SMITH .....	214	JETS VS. NEW YORK GIANTS .....	374	Marty LYONS .....	472
Bryan THOMAS .....	224	JETS VS. OAKLAND RAIDERS .....	375	Bob WISCHUSEN .....	473
LaDainian TOMLINSON .....	233	JETS VS. PHILADELPHIA EAGLES .....	376	Clemson SMITH MUÑIZ .....	474
Robert TURNER .....	248	JETS VS. PITTSBURGH STEELERS .....	377		
Jamaal WESTERMAN .....	249	JETS VS. SAN DIEGO CHARGERS .....	378		
Kyle WILSON .....	251	JETS VS. SAN FRANCISCO 49ERS .....	379		
<b>ROOKIES &amp; FIRST YEAR PLAYERS</b> .....	<b>253</b>	JETS VS. SEATTLE SEAHAWKS .....	380		
Muhammad WILKERSON .....	254	JETS VS. ST. LOUIS RAMS .....	381		
		JETS VS. TAMPA BAY BUCCANEERS .....	382		
		JETS VS. TENNESSEE TITANS .....	383		

# METLIFE STADIUM



On August 23, 2011 the home of the New York Jets became MetLife Stadium. The insurance company was the first of the four cornerstone partners in the new stadium, which opened in the spring of 2010. MetLife Stadium is one of the highest-profile stadiums in the country with more than 2 million fans attending events every year and it will host Super Bowl XLVIII in February 2014.

From the lighting and LED signage to the massive video boards to the plaza and tailgating options, the stadium bleeds green on Jets gamedays. Travelling to the home of the Jets is quick and easy with three times the number of roadways and a rail stop just outside the stadium.

Once at MetLife Stadium, fans have many options for entertainment and tailgating before the game. The 1050 ESPN New York pregame radio show broadcasts live from the west plaza area. Fans can enjoy activities for kids and a vast array of food and beverage. Also, fans can find the latest gear at the team's 10,000 square foot flagship plaza store. MetLife and the cornerstone partners – Bud Light, Pepsi and Verizon – are integrated into the game experience with ample space to engage and entertain fans.

Inside there is more food variety and concessions stands all adding up to a “Home Food Advantage” for fans. The intimate seating bowl, uncompromised sightlines, cutting-edge video boards, LED signage and state-of-the-art sound system all enhance the game-watching experience.

One of the biggest upgrades in MetLife Stadium is the availability of club seats. There are four clubs – Coaches, MetLife, Lexus and Touchdown – that offer access to VIP reserved parking, a private club entrance as well as a host of other amenities and benefits.

## Notable Achievements & Awards:

- In the stadium's inaugural year, it has hosted 37 major events
  - ▶ 20 NFL games
  - ▶ 17 non-NFL events of more than 30,000 people
    - ◆ Nine concerts
    - ◆ Three college football games
    - ◆ Three international soccer games, including the highest grossing international soccer friendly
    - ◆ NCAA college lacrosse event
- In May 2009, the EPA (U.S. Environmental Protection Agency) named New Meadowlands Stadium the greenest stadium in sports.
- NYC Building Congress – Best of 2010 Project of the Year and “2011 Engineering Excellence Honor Award” by American Council of Engineering Companies.
- In May 2010, the NFL awarded Super Bowl XLVIII to MetLife Stadium, marking the first time the Game has been awarded to an outdoor, cold-weather stadium.

## METLIFE STADIUM AT A GLANCE

Venue Size:	2.1 million square feet
Capacity:	82,500, capability for 90,000 for non-football major events
Surface:	FieldTurf
Suites:	222; on four separate levels
Suite Capacity:	16-24 seats
Club Seating Capacity:	10,000 seats
Clubs:	Coaches Club, Great Hall Club, Touchdown Club, Gridiron Club
Suite Designer:	David Rockwell Group
Parking:	Over 28,000 spaces
Transportation:	NJ Transit new rail line, station located in front of stadium; accessible from New York Penn Station and Newark Penn Station – approximately 20 minutes
Architects:	360 Architects, Ewing Cole, David Rockwell and Bruce Mau Designs
Food Service/ Merchandise Partner:	Delaware North Companies (Sports Service)

# ***ATLANTIC HEALTH TRAINING CENTER***



**T**he Atlantic Health Jets Training Center in Florham Park, N.J. is the headquarters of the New York Jets. The team moved into the facility in a formal ribbon-cutting ceremony on September 2, 2008. Located at One Jets Drive, this 224,000 square-foot complex is surrounded by nearly 100 acres of open space and provides players, coaches and staff of the Jets with a state-of-the-art learning, practice and working environment. The facility is a short drive to MetLife Stadium and to Newark Liberty International Airport and Morristown Medical Center.

Woody Johnson hired world-renowned architecture firm, Skidmore Owings + Merrill and outlined three key objectives in the design of the training facility. First, as the first true corporate headquarters for the team, the new training center needed to represent the beginning of a new era for the Jets. Previously, the Jets business and football operations were located in separate multi-tenant buildings more than 30 miles apart. The Atlantic Health Jets Training Center is a modern, glass and steel building that seamlessly combines the operations of football and business departments. Serving as the home base for the entire Jets organization, it is equipped with open-concept workstations and state-of-the-art technology to create an efficient and friendly work environment. The training center was a major contributing factor in the team being named one of Inc. Magazine's Top Small Company Workplaces in 2010. An outdoor terrace, which overlooks the practice fields, provides a business entertainment area for both the team and its corporate partners.

Second, the training and medical facilities had to be state-of-the-art, combining the latest advances in rehabilitation pools, high-performance equipment and nutrition. The complex has five full-size football fields; three natural grass, one Sportex synthetic turf field outdoors, and another in the Field House, each with a permanent scoreboard. The goalposts on two of the natural grass fields can be repositioned 90 degrees in order to minimize wear on the grass. Inside the complex, the first floor is dedicated to one-hundred yards of football along the "Players Gallery", consisting of a life-size super-panoramic photo of cheering Jets fans that serves as a daily reminder of the tremendous support the Jets receive from our faithful fans. In addition, the first level features a 5,500-square-foot locker room, an 11,000-square-foot weight room, and a 10,000 square foot cafeteria.

Third, the training center needed to be a "graduate school for football." Players and coaches actually spend more time in the classrooms than on the football fields themselves. To that end, there is over 25,000 square feet of space dedicated to classrooms and instruction space – including 10 classrooms and two individual study rooms for video study. The classroom atrium is located at just steps from the practice fields, with direct access to either the indoor or outdoor fields.

In June of 2011, the team announced that Atlantic Health Jets Training Center would be the site of the team's 2011 Training Camp, the first time the headquarters has hosted training camp activities. The Atlantic Health Jets Training Center is evidence of the team's commitment to excellence, providing the organization with a new competitive advantage and a new community to call home.



# THE NEW YORK JETS IN YOUR COMMUNITY

## MISSION

The New York Jets take great pride in playing an active role in making a year-round commitment to the tri-state community.

Programs funded by the New York Jets Foundation touch the lives of countless young men and women in the tri-state area. Over the past eleven years, the Jets and their charitable foundation have raised or contributed more than \$11 million to promote youth health, fitness and education, particularly in disadvantaged communities.

From fighting childhood obesity through the Generation Jets: Be Lean & Green initiative to launching a football team in an urban high school, urging students to eat right and move more, and supporting the efforts of the Alliance for Lupus Research, the New York Jets invest in programs that make a difference in the lives of others. In addition to the Jets Foundation, which supports our own extensive youth initiatives, the Jets partner with numerous established charitable organizations and participate in causes sponsored by the NFL.



**GENERATION JETS**  
Be Lean & Green

## Eat Right, Move More



Launched in 2006, the Eat Right, Move More campaign is a joint effort between the Jets and the New Jersey Department of Agriculture to encourage New Jersey school children to take advantage of healthy foods in their school cafeterias and become more active. The campaign also challenges schools to submit their meal menus to determine the five schools with the most creative meal selections each year. One of the five winning schools will be awarded the grand prize of a \$5,000 grant for a cafeteria makeover and be recognized on field at a Jets home game.

## Alliance for Lupus Research

The New York Jets organization is deeply committed to supporting the Alliance for Lupus Research (ALR)—a national voluntary health organization based in New York City, founded in 1999 and chaired by Robert Wood Johnson IV, a member of the founding family of Johnson & Johnson and owner of the New York Jets. The ALR's mission is to find better treatments and ultimately prevent and cure systemic lupus erythematosus (SLE, or lupus), a debilitating autoimmune disease, by supporting the most promising and innovative lupus research. To date, the ALR has committed over \$65 million to lupus research projects at the most prestigious universities, medical schools and hospitals throughout the world.

Since 2001, the New York Jets have increased awareness of lupus and raised more than \$7.5 million for research through the ALR Walk with Us to Cure Lupus program, proceeds from the annual New York Jets Kickoff Luncheon and other events in the tri-state area. To learn more, visit [www.lupusresearch.org](http://www.lupusresearch.org) or call toll free, (800) 867-1743. Together, we will find a cure!



**Alliance for Lupus Research**  
PREVENT. TREAT. CURE

## Heads Up!



In 2001 the New York Jets formed a community partnership with the PSAL to provide support to New York City public school football programs. The Jets and the PSAL expanded this partnership in 2005 and titled it Heads Up!.

Through an annual matching grant from the NFL's Youth Football Fund, the New York Jets now donate \$150,000 to the PSAL's football programs. This grant has helped to create eleven new and developmental football teams, recondition every helmet in the PSAL, provide two Play Like a Jet \$5,000 college scholarships and expand the C.H.A.M.P.S. Middle School Flag Football League to over 75 programs throughout the New York

City public school system. Beyond these grants, the Jets continue to support the PSAL in a variety of other ways including honoring the PSAL football champions at a home game during the NFL season.

## C.H.A.M.P.S. Middle School Flag Football League

The New York Jets have teamed up with the New York City Department of Education (NYC DOE) to support their C.H.A.M.P.S. middle school flag football program. The program provides over 75 middle schools with afterschool opportunities for their students to learn the skills and techniques of football from qualified coaches. Each participant receives a T-shirt uniform provided by the Jets.

In 2005, the NYC DOE and the New York Jets created the Heads Up! program to support New York City public school football. The Jets commitment to the C.H.A.M.P.S. Middle School Flag Football League falls under the Heads Up! umbrella.

Through the NYC DOE's C.H.A.M.P.S. Middle School Sport and Fitness League, students are empowered to become Cooperative, Healthy, Active, Motivated, Positive Students—for life. Regardless of athletic ability, student participants in C.H.A.M.P.S. are provided with opportunities to engage in a wide variety of physical activities before and after school, including



traditional sports, non-traditional sports and fitness activities. The C.H.A.M.P.S. program promotes health-related fitness and sports skills that can be maintained long after school days are over.

## Be a Champion

In the fall of 2008, the New York Jets along with the New York City Department of Education (NYC DOE) and Lime Connect, an organization that promotes employment for people with disabilities, launched “Be a Champion”, an annual writing essay contest for students with disabilities. The contest, open to grades six through twelve, is designed to encourage students with disabilities to reflect on concepts of achievement and success as they prepare for the challenges of the last years of secondary education and think about their options beyond high school. The contest also provides a valuable instructional opportunity for teachers to address transition with their students. Authors of winning essays are invited to attend a wrap-up event hosted by the Jets.



## Play 60



Designed to tackle childhood obesity, NFL PLAY 60 brings together the NFL’s long-standing commitment to health and fitness with an impressive roster of partner organizations— Action for Healthy Kids, Ad Council, American Heart Association, National Dairy Council, Cartoon Network, United Way, The Cooper Institute, and the U.S. Department of Health and Human Services. NFL PLAY 60: The NFL Movement for an Active Generation focuses on the health and wellness of young fans by encouraging

them to be active for at least 60 minutes a day. In addition to national PSAs and online programs, PLAY 60 is also implemented locally, as part of the NFL’s in-school, after-school and team-based programs, from youth football to the PLAY 60 Challenge. The PLAY 60 Challenge is an in school curriculum created by the National Football League and the American Heart Association. For more information on how become involved with the PLAY 60 Challenge go to [www.americanheart.org/nflplay60challenge](http://www.americanheart.org/nflplay60challenge) or go to [www.nflrush.com/play60](http://www.nflrush.com/play60) for all things PLAY 60.

## SchoolFood

Beginning in 2004 the New York Jets partnered with the New York City Department of Education’s SchoolFood program in an effort to encourage all New York City public school students to eat healthy and take advantage of the nutritious meals that are served throughout the schools.



**SchoolFood**  
Feed your mind

The New York Jets specifically support SchoolFood’s Feed Your Mind campaign. Feed Your Mind is an outreach campaign to encourage parents to submit school meal applications and help increase the amount of students who take advantage of free and reduced-price meals in New York City’s public schools. The campaign also aims to educate parents and children about the nutritional reforms taking place in public school cafeterias, where a variety of healthy meals now are included on the menu. The campaign includes posters encouraging students to eat healthy foods and stay fit as well as a Jets-sponsored sweepstakes trip to the National Football League Pro Bowl.



## Generation Jets Academy

Generation Jets Academy has served as the linchpin of the New York Jets community relations program since its inception in 2002. An education initiative, the primary goal of Generation Jets Academy is to provide elementary school students with enjoyable learning experiences that enhance their literacy, math skills, creativity, community awareness and self-esteem. The program provides students with personalized attention from caring and creative teachers, and a 50% increase in learning time each day. Generation Jets Academy is operated by the Gary Klinsky Children’s Centers of the Brooklyn Bureau of Community Service.

Throughout the year Jets players make appearances at the school as well as attending field trips with the students. Generation Jets Academy is located at the Ethan Allen School (P.S. 306) in East New York, Brooklyn.

## NFL Auction

The New York Jets offer fans numerous exclusive auction items throughout the year, ranging from game-worn items to VIP Gameday Experiences, Training Camp Experiences, private Quarterback Clinics and more. Fan can visit [www.nflauction.nfl.com](http://www.nflauction.nfl.com) to place their bids. All proceeds from the auctions benefit the extensive work of the New York Jets Foundation.



## Atlantic Health Jets Women’s Organization

In 2008 the Jets Women’s Organization and Atlantic Health partnered to form the Atlantic Health Jets Women’s Organization (AHJWO). Through this partnership the AHJWO can accomplish their mission of working together to build goodwill in the tri-state community through active volunteer participation. The AHJWO is an organization comprising the wives, fiancées and significant others of New York Jets players, coaches and select football support staff members. The Jets Community Relations Department oversees this organization with the assistance of

Michelle Ryan, wife of the Jets head coach, and Michelle Tannenbaum, wife of the Jets general manager.

The AHJWO seeks to team up with select charities to assist in maximizing the impact of their events. The AHJWO serves as a unique and positive outlet in the community on behalf of the New York Jets. All members of the organization are encouraged to get involved and maximize their role to benefit others. The work the wives, fiancées and significant others of New York Jets players, coaches and select football support staff would not be possible without the partnership with Atlantic Health.

## United Way & Tix for Kids

Since 1973, United Way, the NFL and the New York Jets have had the most visible and longest-running charitable collaboration of its kind. Each year, thanks to community service projects and public service announcements, millions of Americans learn about United Way's vital work and the volunteer spirit of the NFL.

Combining their rich histories of active community involvement, United Way of New York City and the New York Jets have teamed up to drive home the importance of community involvement. Our community outreach efforts include the Hometown Huddle, an annual hands-on volunteer project with players; the Gridiron Gala, New York City's premier charity event, and Tix for Kids, a charitable ticket turn-back program.

Tix for Kids provides a vehicle for season ticket holders to release unused game tickets, which are then made available to underprivileged children throughout the New York region. The United Way has an extensive network of mentoring agencies such as Mentoring USA, The Mentoring Partnership of New York, The Children's Aid Society, Boys and Girls Clubs and Big Brothers–Big Sisters to name a few. Season ticket holders can donate tickets online through My Jets Account at [www.newyorkjets.com](http://www.newyorkjets.com) or by mail to the following address:


### TIX FOR KIDS PROGRAM

c/o United Way of New York City  
2 Park Avenue  
New York, NY 10157-2550



**United Way  
of New York City**


## Hometown Huddle



The NFL/United Way Hometown Huddle is an NFL-wide day of service that provides NFL players, coaches, wives and staff from each team the opportunity to participate in a variety of community-service activities, including such projects as building playgrounds, serving food to the homeless, visiting local military bases and funding after-school programs for underserved children. Started in 1999 by the NFL and United Way, Hometown Huddle continues to help make a difference in local NFL communities.

## High School Coach of the Week

2011 marks the sixteenth season that the Jets will participate in the High School Coach of the Week Program. Locally, the Jets' award is given weekly during the season to a coach in the tri-state area who serves the best interests of the game through the teaching of sound football fundamentals, the motivation of young players to achieve, and the promotion of youth football by way of dedication to his community, his school and his student-athletes. High school football reporter Mike Quick of the television show High School Weekly and the New York Jets' Community Relations department select the winner. Each winner is recognized on Tuesday night as well as being awarded \$1,000 for his high school's football program from NFL Charities. At the end of the high school football season, a Coach of the Year is selected. The winner of the Coach of the Year is awarded \$2,000 for his high school's football program.



A League wide initiative, the High School Coach of the Week Program aids in the development of youth football. It gives high school coaches the recognition they deserve, and provides high schools with financial assistance in maintaining and upgrading their football programs.

## Stadium Drives



Each season the New York Jets host several stadium drives to collect donations and help create awareness for important issues facing our community. In 2011 the Jets will hold food, toy and coat drives. In addition, the Jets will host what is considered to be the only ALR Lupus Awareness Day at the Meadowlands on October 23 vs. San Diego, where approximately \$35,000 has been collected over three years. The annual food drive on November 12 vs. New England benefits the Interfaith Nutrition Network which addresses issues of hunger and homelessness on Long Island. The annual toy drive on December 11 vs. Kansas City supports the U.S. Marine Reserve Corps Toys for Tots program which distributes toys to needy kids during the Christmas season and the coat drive on December 24 vs. New York Giants supports Jersey Cares

which provides New Jersey's neediest citizens with coats during the winter months.

## Marty Lyons Award

**M**arty Lyons, a former All-American defensive tackle from the University of Alabama, played his entire 12 year NFL career with the New York Jets as a member of the feared "Sack Exchange". Early in his career, Marty befriended and became a surrogate father to a 3 year-old boy suffering from an advanced illness. Three years later in the spring of 1982, the youngster's death coincided with the sudden death of Marty's father and the birth of his first child, a healthy son. These experiences profoundly affected Marty's outlook towards life, fame and his fellow human being. With the encouragement and the assistance of his family and friends, he established a foundation dedicated to granting wishes of seriously ill children.



The Marty Lyons Foundation helps lift children's spirits and lets the magic of hope lead their thoughts and dreams for the future. More than 3,000 wishes to children suffering from life threatening or terminal illnesses have been granted since it was incorporated in 1982. Lyons was named National Football League's Man of the Year in 1984 for this work with the foundation and his efforts also led the New York Jets to name the Outstanding Community Service Award, the Marty Lyons Award, which is presented to the player who gives from the heart through charity and community involvement (as voted by Jets staff).

### Winners

1990 – Marty Lyons, DT/DE	1996 – John Paci, QB	2002 – Damien Robinson, S	2008 – Tony Richardson, FB
1991 – Rob Moore, WR	1997 – Lorenzo Neal, FB	2003 – Marvin Jones, LB	2009 – D'Brickashaw Ferguson, T
1992 – Brad Baxter, FB	1998 – Leon Johnson, RB	2004 – Kareem McKenzie, T	2010 -- Brad Smith, WR/KR
1993 – Bobby Houston, LB	1999 – Dwight Stone, WR	2005 – Kevin Mawae, C	
1994 – Boomer Esiason, QB	2000 – Ray Lucas, QB	2006 – Erik Coleman, S	
1995 – Adrain Murrell, RB	2001 – Kevin Mawae, C	2007 – Jericho Cotchery, WR	

## Walter Payton Man of the Year

**S**ince 1970, the NFL has awarded the Walter Payton NFL Man of the Year award to recognize a player's off-the-field community service as well as his playing excellence. The New York Jets named Fullback Tony Richardson as the club's 2010 Walter Payton Man of the Year. Through his Rich In Spirit Foundation and the New York Jets Community Relations Department, Richardson has impacted many lives throughout the tri-state area. As the Jets' award winner, Richardson will receive \$1,000 from NFL Charities to donate to the Rich in Spirit Foundation, his 501(c)(3) organization of choice. Richardson was eligible to win the national Walter Payton Man of the Year Award and be recognized at a press conference during Super Bowl week in South Florida. The national winner will receive \$25,000 to donate to the 501(c)(3) organization of his choice. The Jets have had two national winners, Marty Lyons in 1984 and Boomer Esiason in 1995.



### Winners (since 2001)

2001 – Kevin Mawae	2007 – Jericho Cotchery
2002 – Mo Lewis	2008 – Tony Richardson
2003 – Marvin Jones	2009 – D'Brickashaw Ferguson
2004 – Kareem McKenzie	2010 -- Tony Richardson
2005 – Kevin Mawae	
2006 – Chad Pennington	

## Jets Sports Wrap

**T**he New York Jets have partnered with Rock and Wrap it Up!, a national think tank working to reduce poverty. Using greening tactics, Rock and Wrap it Up! recovers food and other assets to be given to agencies fighting poverty, increasing their operating budgets. This allows the agencies to hire more services such as tutors, social workers, job placement counselors and mental health counselors to attack the root cause of poverty.

Rock and Wrap It Up! recovers food and other assets in Sports, Music, Schools, Film, T.V. and Hotels. In 2008, The Federal Food Donation Act was written and passed with Rock and Wrap it Up!'s help. The Law encourages all federal buildings to donate food in their cities to feed the poor and keep it out of land fill. All donors are protected from liability by the Bill Emerson Good Samaritan Act of 1996.

Rock and Wrap it Up! accomplishes its goals of feeding the hungry through food recovery using local volunteers and delivering to neighborhood pantries and kitchens. The concept is simple: Once a band goes on stage, whatever food is left over that has been prepared but not served is picked up by Rock and Wrap it Up! volunteers and delivered to a local food shelter. Along the same premise, Rock and Wrap it Up! works with the Jets to pick up food from our home games that has been prepared and not served and deliver it to food shelters Mount Vernon Missionary Baptist and St. Rocco's Outreach - Project Solution in Newark, NJ.



# STAFF DIRECTORY

## CLUB INFORMATION STADIUM

## SURFACE COLORS RADIO SPANISH RADIO REGULAR-SEASON TV

## PRESEASON TV

## CHAIRMAN & CEO

## EXECUTIVE STAFF

Executive Vice President, Business Operations  
Assistant to the EVP, Business Operations

Executive Vice President, Finance and Stadium Development  
Assistant to the EVP, Finance and Stadium Development

Executive Vice President/General Manager  
Assistant to the EVP/General Manager

Assistant General Manager

Senior Vice President, Programming and Media Production  
Vice President, College Scouting  
Chief Financial Officer  
Vice President, Corporate Sales  
Vice President, Consumer Sales & Service  
Vice President, Security

## COACHING STAFF

Head Coach  
Assistant to the Head Coach

Defensive Coordinator  
Offensive Coordinator  
Special Teams Coordinator

Assistant Head Coach/Offensive Line

Defensive Line  
Quarterbacks  
Assistant Strength and Conditioning  
Tight Ends/Assistant Offensive Line  
Wide Receivers

Head Strength and Conditioning  
Assistant Special Teams  
Running Backs  
Assistant Defensive Backs  
Senior Defensive Assistant/Linebackers  
Quality Control/Offense  
Defensive Backs  
Assistant Defensive Line

## FOOTBALL SUPPORT STAFF

Coaching Assistant - Quality Control/Defense  
Coaching Assistant - Strength and Conditioning

## FOOTBALL ADMINISTRATION

Director, Football Administration  
Manager, Football Administration

## PLAYER DEVELOPMENT

Director, Player Development  
Manager, Player Development  
Team Psychologist

## PLAYER PERSONNEL

Senior Personnel Executive  
Assistant Director, Player Personnel  
Assistant, Player Personnel

## PRO PERSONNEL

Director, Pro Personnel  
Assistant, Pro Personnel  
Assistant, Pro Personnel

New Meadowlands  
Stadium (82,500)  
East Rutherford, NJ  
FieldTurf  
Green and White  
ESPN Radio (1050)  
WADO (1280)  
CBS, ESPN, FOX,  
NFL Network, NBC  
WCBS, ESPN, WNBC,  
WPIX

## Woody Johnson

Matt Higgins  
Nicole Amaral

Thad Sheely  
Jocelyn Norman

Mike Tannenbaum  
Lauren Reed

Scott Cohen

Bob Parente  
Joey Clinkscales  
Brian Friedman  
Marc Riccio  
Robert Sullivan  
Steve Yarnell

Rex Ryan  
Laura Young

Mike Pettine  
Brian Schottenheimer  
Mike Westhoff

Bill Callahan  
Mark Carrier  
Matt Cavanaugh  
Bryan Dermody  
Mike Devlin  
Henry Ellard  
Bill Hughan  
Ben Kotwica  
Anthony Lynn  
Jim O'Neil  
Bob Sutton  
Lance Taylor  
Dennis Thurman  
Jeff Weeks

Brian Smith  
Kevin Stewart

Ari Nissim  
Jacqueline Davidson

David Szott  
Montelle Sanders  
Sara Hickmann

Terry Bradway  
JoJo Wooden  
Kathryn Smith

Brendan Prohett  
Cole Hufnagel  
Greg Nejme

## COLLEGE SCOUTING

Assistant Director, College Scouting  
Coordinator, College Scouting  
Personnel Scout  
Personnel Scout  
Personel Scout  
National Scout  
Personnel Scout  
Personnel Scout

## STAFF

## ATHLETIC TRAINING

Head Athletic Trainer  
Assistant Athletic Trainer  
Assistant Athletic Trainer  
Seasonal Intern, Athletic Training  
Seasonal Intern, Athletic Training  
Seasonal Intern, Athletic Training

## BOX OFFICE

Senior Director, Ticket Operations  
Director, Ticket Operations

## BROADCASTING & MULTIMEDIA PRODUCTION

Senior Director, Broadcasting and Multimedia Production  
Producer, Broadcasting and Multimedia Production  
Senior Editor, Broadcasting and Multimedia Production  
Editor, Broadcasting and Multimedia Production

## BUILDING OPERATIONS

Director, Building Operations  
Facility Technician  
Facility Technician  
Facility Technician  
Facility Technician  
Facility Technician

## COMMUNITY RELATIONS

Director, Community Relations  
Coordinator, Community Relations

## COMMUNICATIONS & Marketing

Director, Corporate Communications  
Manager, Creative Services  
Manager, Marketing  
Manager, Web Operations  
Assistant, Corporate Communications  
Assistant, Creative Services

## CORPORATE MARKETING & BUSINESS DEVELOPMENT

Senior Director, Corporate Marketing &  
Business Development  
Senior Director, New Business Development  
Director, Corporate Marketing & Business Development  
Manager, Media Sales  
Manager, New Business Development

## CORPORATE PARTNERSHIPS

Senior Director, Corporate Partnerships  
Senior Manager, Corporate Partnerships  
Manager, Corporate Partnerships  
Coordinator, Corporate Partnerships

## CONSUMER SALES & SERVICE

Director, Consumer Sales & Service  
Sr. Manager, Consumer Sales & Service  
Sr. Manager, Consumer Sales & Service  
Sr. Manager, Database Marketing & CRM  
Manager, Consumer Sales & Client Relations  
Manager, Consumer Sales & Service  
Manager, PSL Operations  
Business Development Representative  
Business Development Representative  
Business Development Representative  
Business Development Representative

Michael Davis  
Dan Zbojovsky  
Jeff Bauer  
Matt Bazirgan  
Joe Bommarito  
Jim Cochran  
Jay Mandolesi  
Brock Sunderland

John Mellody  
Joshua Koch  
David Zuffelato  
Peter Cruz  
Marc Schaffer  
Robert Viles

Jeff Hecker  
Michele Spadavecchia

Rich Gentile  
Chris Ubbens  
Chad Freeman  
James Castronuovo

Michael Lebet  
Harvey Flatt  
James Hadzimichalis  
Thomas Loosse  
Eugene Martel  
Oswald Pierre

Jesse Linder  
Charles Wande

Jessica L. Ciccone  
Michael Scott  
Kristin Connelly  
Mike Ryan  
Laura Clemente  
Jose Rey

Bob Brennfleck  
Jeff Fernandez  
Tracy Belmear  
Rick Rosenfelt  
Andrew Agro

Jennifer Linn  
Jennifer Miceli  
Sandra Osipowitz  
Kim Nash

Larry Fitzpatrick  
Michael Barrett  
Christie Landi  
Russell Scibetti  
Christie Upton  
Andrea Pagnanelli  
Marc Philobos  
Sean Dugan  
Alyssa Ferrucci  
Guy Lepore  
Katherine Mohagen  
Christina Muller

# STAFF DIRECTORY

Business Development Representative  
Business Development Representative  
Business Development Representative  
Business Development Representative  
Client Relations Representative  
Client Relations Representative  
Client Relations Representative

## EQUIPMENT

Director, Equipment  
Manager, Equipment  
Assistant Manager, Equipment  
Assistant, Equipment  
Seasonal Assistant, Equipment

## EVENTS & GAME OPERATIONS

Director, Events & Game Operations  
Assistant, Events & Game Operations  
Assistant, Events & Game Operations  
Director, Flight Crew

## FINANCE

Director, Finance  
Manager, Accounting  
Administrator, Accounts Payable  
Manager, Finance  
Administrator  
Staff Accountant  
Payroll Manager

## GROUNDS

Director, Fields & Grounds  
Manager, Fields & Grounds  
Assistant, Fields & Grounds

## INFORMATION & TECHNOLOGY

Senior Director, Information & Technology  
Director, Network Services  
Senior Manager, Website Technology  
Audio/Visual Technician  
Lead Software Engineer  
Desktop Support  
Software Developer  
Manager, Desktop Support/Information Technology

## LEGAL/HUMAN RESOURCES/ADMINISTRATION

Senior Counsel, Business & Legal Affairs  
Senior Director, Human Resources & Administration  
Manager, Mail & Office Services  
Administrative Assistant, Human Resources  
Receptionist

## MEDIA RELATIONS

Senior Director, Media Relations  
Director, Public Relations  
Manager, Media Relations  
Coordinator, Media Relations  
Seasonal Assistant, Media Relations  
Seasonal Assistant, Media Relations  
Seasonal Assistant, Media Relations

## MERCHANDISING

Senior Director, Merchandising & Concessions

## MEDICAL

Orthopedic Surgeon, Head Team Physician,  
Chairman of the Medical Department  
Team Orthopedist  
Associate Team Internist  
Director of Internal Medicine  
Associate Team Orthopedist

Jonathan Sharpe  
Jason Solomon  
Michael Vanduyn  
Brian Wenzel  
Lana Aleixo  
Jared Angelozzi  
Nadege Pluviose

Gus Granneman  
Vito Contento  
Jim Gallione  
Brendan Burger  
Darwin Beacham

Brian Mulligan  
Jack Holmgren  
Trish McLeod  
Denise Garvey

Elaine Chen  
Edward Feeley  
Theresa Hunziker  
John MacCarter  
Christine Patterson  
Peter Szilagyi  
Kachana Wilder

Blake Hoerr  
Matthew Henn  
Jonah Snyder

Tom Murphy  
Steven Piazza  
Paul Marsh  
Juan Bravo  
Matt Capogrosso  
Chris Miller  
Greg Saunsen  
Donald Schnaars

Hymie Elhai  
Regan Waters  
Robert Fanelli  
Lena Johnson  
Michelle Clifford

Bruce Speight  
Jared Winley  
Meghan Gilmore  
Nick Filis  
Nick Gallo  
Tim Shanahan  
Peter Spiewak

Chris Pierce

Dr. Ken Montgomery  
Dr. Elliott Hershman  
Dr. David Tamres  
Dr. Damion Martins  
Dr. Andrew A. Willis

Senior Director, Operations  
Senior Manager, Operations  
Manager, Operations  
Seasonal Assistant, Operations  
Seasonal Assistant, Operations

## SECURITY

Senior Director, Facilities Security  
Security Supervisor  
Security Supervisor  
Security Supervisor  
Security Supervisor  
Security Supervisor  
Security  
Security  
Security  
Security  
Security  
Security  
Security

## LUXURY SUITE SALES

Director & Group Leader, Suite Sales  
Director, Suite Sales  
Director, Suite Sales  
Manager, Suite Sales

## LUXURY SUITE PARTNERSHIPS

Director, Customer Service, Suite Partnership  
Coordinator, Customer Service, Suite Partnership

## VIDEO/FOOTBALL

Director, Video  
Assistant, Video  
Assistant, Video

## WEBSITE/PUBLICATIONS

Director, Publications/Editor-in-Chief, newyorkjets.com  
Director, Internet Programming/Senior Reporter  
Team Photographer/Photo Manager

Clay Hampton  
Aaron Degerness  
Rich Bedell  
Matt Carter

Robert Mastroddi  
Steve Ciasullo  
John Giammarino  
Tom McCauley  
Manuel Morell  
Mike Neary  
Clay Baldwin  
Tracy Bennett  
Bill Carroll  
Dominick DiAndrea  
Joe Gasco  
Craig Perrelli  
Joe Pizzi

Michael DeMartino  
Crystal Fraser  
Lauren Kelly  
Corey Norkin

Jessica Roerden  
Antonia Francois

Tim Tubito  
Ryan O'Heir  
Sal Aiello

Randy Lange  
Eric Allen  
Al Pereira

# ***EXECUTIVE STAFF***



NEW YORK JETS





CHAIRMAN & CEO

Woody **JOHNSON**



## NY Jets Media Guide 2011

**R**obert Wood Johnson IV is a fourth-generation member of the founding family of Johnson & Johnson, a businessman, civic leader and philanthropist. As owner of the New York Jets, Johnson is committed to a culture of success built on three key elements: passionate players, supportive fans, and a new home field. His improvements to the franchise include: building a competitive team each season, a world-class training complex, and a 21st-century sports stadium. Under his leadership, the Jets posted eight winning seasons, appeared in 12 postseason games, played in the last two AFC championship games, and captured an AFC East title.

Johnson's philosophy of a successful team celebrates the crucial role of fans, as well as the significant role the team plays in enriching the greater community. In this spirit, the New York Jets Foundation funds programs such as Eat Right Move More to help teach children the importance of good health habits, enhance educational experiences, and support the region's disabled and disadvantaged residents.

Johnson serves as a Trustee Emeritus of the Robert Wood Johnson Foundation, the nation's largest philanthropic organization devoted exclusively to promoting health and advancing healthcare. The Foundation aims to prompt new public policy, inspire action from the private sector, and improve the delivery of the best health care to the most people.

Johnson's healthcare initiatives also include support for lupus research. In 1999, Johnson founded the Alliance for Lupus Research (ALR), an organization devoted exclusively to finding new methods to prevent, treat, and ultimately cure lupus. The ALR-funded International SLE Genetics Initiative recently uncovered several of the genes associated with lupus. ALR-funded research laid the foundation for development of 30% of all lupus drugs currently in the clinical-trial pipeline.

In Washington, D.C., Johnson has been a strong advocate for increased government spending for medical research. He helped initiate the campaign "The Only Remedy Is a Cure," transforming the Juvenile Diabetes Research Foundation (JDRF) from a small, non-profit group into the largest private medical entity focused on finding a cure for diabetes. Today he serves as Chairman of JDRF International.

Johnson is active in local philanthropy and civic affairs, serving as a director of Mayor Michael R. Bloomberg's Fund to Advance New York City and a board member of the National September 11 Memorial & Museum at the World Trade Center. He also lends his time and talents to the Council on Foreign Relations, and is an Honorary Trustee of the Wildlife Conservation Society.



## EXECUTIVE VICE PRESIDENT, BUSINESS OPERATIONS

### EXPERIENCE:

NFL: 8TH / JETS: 8TH

Matt **HIGGINS**

## NY Jets Media Guide 2011

**M**att Higgins is entering his eighth season with the Jets and fourth as executive vice president of business operations. Higgins reports directly to Jets Chairman and CEO Woody Johnson.

Initially hired as vice president of strategic planning in 2004, he was elevated to senior vice president of business operations in 2007. In his current role, Higgins oversees all elements of business operations, including marketing, sponsorships, legal, human resources, public affairs, communications, merchandising, internet and broadcasting.

Higgins has built and led a social media effort that has made the Jets both innovators and leaders in the NFL in this space. Active on Twitter himself, Higgins has helped grow the Jets fan base and increase engagement with the team through sweepstakes, contests and promotions for social Jets fans year-round. While the team was recognized in a Sports Business Journal 2010 reader survey as the second most innovative team in sports, Higgins believes the team

holds the top spot.

On the sales front, Higgins is committed to pushing the envelope in new categories and developing meaningful and dynamic relationships with the team's partners. In 2010, the team introduced a wine, Jets Uncorked, a commemorative Cabernet Sauvignon to celebrate the opening of the new home of the Jets. Jets Uncorked produced very strong sales both at retail and at the stadium.



## EXECUTIVE VICE PRESIDENT, FINANCE & STADIUM DEVELOPMENT

**EXPERIENCE:**  
NFL: 11TH / JETS: 11TH

# Thad SHEELY

## NY Jets Media Guide 2011

**T**had Sheely is entering his 11th season with the Jets and his fourth as the executive vice president of stadium development and finance. Sheely reports directly to Jets Chairman and CEO Woody Johnson.

He oversees all matters related to the New Meadowlands Stadium, including the design and construction of the stadium, as well as the marketing and sales of sponsorships, suites and club seats. He was also responsible for the construction and oversees the operation of the team's award-winning headquarters, the Atlantic Health Jets Training Center in Florham Park, NJ. Sheely also manages the team's finance, information technology, ticketing operations and the development of new business ventures.

Prior to joining the Jets, Sheely was the Miami Heat's vice president of business development, where he contributed in the effort to build the new American Airlines Arena and managed the team's diverse

interests in sports, entertainment and facility development.

He began his career in sports as an investment banker with Prudential Securities' Sports Facility Finance Group, responsible for structuring financing solutions for professional sports teams. Sheely has served as an adjunct professor at NYU's Tisch School of Sports, Hospitality and Management, lecturing on sports facility finance.

He received an undergraduate degree from Columbia College, where he was a three-year letterman in varsity heavyweight crew, and he received his MBA from the Stanford Graduate School of Business. A 2010 recipient of Sports Business Journal's 40 under 40 Award, Sheely serves on the board of Friends of TEAM Schools, a network of KIPP schools in Newark, NJ. He was raised in Youngstown, OH, and resides with his wife, Gabrielle, and their two sons, Ben and Nick, in Montclair, NJ.



**EXECUTIVE VICE PRESIDENT/  
General Manager**  
Massachusetts/Needham, MASS

**EXPERIENCE:**  
NFL: 18TH / JETS: 15th

Mike **TANNENBAUM**

## NY Jets Media Guide 2011

“I want to have sustainable success.”

Since being named general manager of the New York Jets on Feb. 7, 2006, Mike Tannenbaum has led the Green & White to four winning seasons, three playoff entries, a quartet of playoff wins and AFC Conference Championship appearances the past two years.

“There are a lot of great organizations and it would be great if we were known as one of those teams that year in, year out, Player A or Player B might not be there, we’re still going to put on a really good product on the field,” he said.

During the NFL’s offseason work stoppage, Tannenbaum and his staff worked on a multitude of possible scenarios for once the free agency/trading period commenced.

“‘Let’s just leave this plan in pencil’ is the attitude,” he said. “Let’s be prepared and then we’ll go from there. It’s so fluid. What’s best for the Jets? I say to Rex all the time, ‘If we’re going to draft a team, who’s a have-to-have, who’s a nice-to-have, what’s a replaceable part?’”

The Jets, who improved their regular-season win total by two in 2010 and captured a pair of road playoff contests for the second consecutive January, added six players in the 2011 Draft. Before a quartet of offensive talents were acquired on Day 3, the early theme was the defensive front as New York’s AFC representative selected Temple DL Muhammad Wilkerson and Hampton DT Kenrick Ellis in the first and third rounds respectively.

“Over the 16-game season, we felt like the depth there was a little thin. We feel like these two guys can really give the group a shot in the arm,” Mr. T said. “For a number of years, we got by with Sione [Pouha], Mike [DeVito], Shaun [Ellis] and Kris [Jenkins], but there wasn’t as much depth as we had hoped for.”

### ALWAYS IMPROVING

Delivering a staff mandate to “rest and improve” in the offseason, Tannenbaum went outside football circles later in the spring to enhance his own professional development. His first stop was SAP America headquarters in Newtown Square, Pa., and he instantly connected with co-CEO Bill McDermott.

“With Bill, we talked a lot about virtuous ecosystems. As a leader, you want to empower people and not control people — give them ownership in the process,” he said. “I think that really resonated in his company in terms of not just building people up but allowing them to manage the whole process and giving them ownership. With that comes accountability. What came through over and over is the importance of giving people leashes to do their jobs and supporting them in their effort to get the job done.”

Not done on his journey, Tannenbaum headed south and arrived at Under Armour headquarters in Baltimore. He was impressed not only with CEO/chairman Kevin Plank and his enthusiasm but with the en-

tire Under Armour staff.

“Plank in two words was ‘dynamic energy.’ I think what resonated is that was the culture he created,” Tannenbaum said. “I was picked up by the driver, who worked for Under Armour, and from the driver to the CEO, there wasn’t anyone in that organization who didn’t know what Under Armour was trying to be or what their culture is.”

Plank also stressed shared ownership. Every individual was critical in the collective outcome.

“His leadership was lead by example and with passionate energy,” Tannenbaum said. “All the employees have ownership. When they went over \$1 billion in sales, they celebrated and made a big deal of it. They made everyone feel like they all had a big role in it.”

Tannenbaum annually has all Jets football employees participate in the professional development campaign and staff members are encouraged to think outside the box.

“We’ve had people go from the barber shop to Howard Stern to everybody in between. The feedback has been great. Everybody stays local,” he said. “You sit down with somebody for a day, you pick their brain and everyone has come back and not felt like it wasn’t worth their doing.”

When visits wrapped up, Tannenbaum gathered the group together and people exchanged their findings.

“We take one day a year to do it, and then we’ll have a working lunch where we’ll go around the room and exchange the experiences and try to benefit from everyone else doing it,” he said. “It’s made us better and it’s been great for morale. I think it’s what it’s really what we’re all about as well, knowing how fortunate we are here and trying to always improve ourselves.”

### EVERY ROCK, EVERY DAY

Searching under every rock for talent, Tannenbaum appeared to have the boulders lined up against him after the Jets advanced to the AFC Championship game in 2009 and no new Collective Bargaining Agreement was reached between the NFL and the NFL Players Association. As a “Final Four” team, the Green & White were not expected to make any offseason splashes because they were only permitted to sign an unrestricted free agent if they lost one of their own UFAs.

Intent on improving his club outside of unrestricted free agency, Tannenbaum traded for CB Antonio Cromartie, signed free agent RB LaDainian Tomlinson, returned to the trade route to bring in WR Santonio Holmes, then dipped back into free agency to land the NFL’s active sack leader in Jason Taylor. The cost for a Pro Bowl corner, a Hall of Fame RB, a Super Bowl MVP and a Hall of Fame pass rusher was a fifth-round pick in 2010 (Holmes) and a second-round selection in 2011 (Cromartie).

“The Jets will not be defined by the challenges we faced in a single season, but how we overcome them, by embracing change and taking calculated risks,” said Jets owner Woody Johnson upon his hiring of Tannenbaum.

After again embracing the changes and taking calculated risks, Tannenbaum’s investments in the spring of 2010 led to exceptional dividends throughout last fall and into the winter. Holmes was a game-changer with eight touchdowns in 15 games (including the postseason) and was responsible for key plays in four regular-season victories. Tomlinson led the Jets with 914 rush yards in the regular season and three postseason touchdowns. Cromartie tied for the team lead with three interceptions and his 47-yard kickoff return against the Colts in wild card action propelled the visitors to a thrilling comeback. Taylor pitched in with five regular-season sacks and a safety.

“There was a lot of production there and I’m proud of that,” Tannenbaum said. “There was a lot of brainpower, a lot of effort, a lot of hustling, a lot of blood, sweat and tears, a lot of emotion, a lot of selling, a lot of everything, and that’s what you feel good about.”

The Jets also have high hopes for their four-player 2010 draft class. Both FB John Conner and OL Vladimir Ducasse are expected to challenge for starting positions in 2011, RB Joe McKnight will have greater roles on offense and special teams, and first-round CB Kyle Wilson is one to keep an eye on the in the defensive backfield.

Tannenbaum, who added the title of executive vice president on June 17, 2008, and has become one of the most respected architects in football, has acquired eight players who’ve gone on to play in the NFL’s Pro Bowl.

Reporting directly to Johnson, he is responsible for managing all football operations, including the coaching staff, overseeing pro and college scouting, and supervising salary cap management and contract analysis, video and football technologies, equipment, operations, training and medical personnel, training camp and turf management.

He is also charged with establishing and implementing policies and practices, and is involved in all areas of financial planning with respect to personnel decisions in the signing of free agents, the selection of players in the college draft, trades and waivers.

## “VERY GOOD AT MAKING DEALS”

In April 2009, Mr. T put together two packages to go up and draft USC quarterback Mark Sanchez in the first round and Iowa RB Shonn Greene in the third. Sanchez, 24, passed for 3,291 yards last season and is already tied among all QBs in NFL history for most road playoff victories, and Greene has led the Jets in rushing the past two postseasons. Both figure to be cornerstones of the offense for years to come.

Said ESPN’s John Clayton, “As a cap guy, Mike was a great dealmaker. As a GM, he’s a dealmaker. He loves making deals, he gets a rush making deals, and he’s very good at making deals. When you think about what he’s done, he’s consolidated draft choices to get better players.”

Under Tannenbaum, the Jets have mined the draft for players that have started a combined (229 - New total games?). In 2008, the Green & White led the league with seven Pro Bowl players, all seven acquired through trades, free agency or the draft since Tannenbaum assumed the GM role. They followed up with five Pro Bowlers in February 2010 as LT D’Brickashaw Ferguson made his first all-star appearance and DE Shaun Ellis was selected for the first time since 2003 while C Nick

Mangold and CB Darrelle Revis were return invitees. Ferguson, Mangold and Revis all were asked back last February, but only Ferguson and Revis could participate as Mangold missed due to injury.

Tannenbaum’s belief in developing players within the Jets’ system mirrors his own ascent to the position of general manager. He was first hired by the Jets on Feb. 19, 1997, by Bill Parcells as director of player contract negotiations, which emphasized his expertise and knowledge of the salary cap.

Before coming to the Jets, the Needham, Mass., native graduated from the University of Massachusetts with his degree in accounting, worked as an intern with the Pittsfield (N.Y.) Mets of the Class A New York-Penn League in 1991, then worked as a player personnel assistant with the Browns in 1995 and, while graduating cum laude and earning his certificate in sports law from Tulane Law School, with the Saints in 1996.

Tannenbaum was selected to the NFL General Managers Advisory Committee in 2008, appointed to the Board of Directors of the Sports Lawyers Association in 2008, and is also a member of the American Bar Association in the Sports and Entertainment division. He has been a longtime supporter of numerous charitable endeavors and has served as a chairman for the Alliance for Lupus Research’s Walk. Born in New York City, he and his wife, Michelle, reside in New Jersey with their daughter and son.

## CAREER AT A GLANCE:

Years	Team/School	Position
1994	New Orleans Saints	Intern
1995	Cleveland Browns	Player Personnel Asst.
1996	New Orleans Saints	Player Personnel Asst.
1997-99	New York Jets	Director of Player Contracts
2000	New York Jets	Director Pro Player Development/Player Contracts
2001-03	New York Jets	Asst. GM/Director of Pro Personnel
2004-05	New York Jets	Asst. GM/Senior VP, Football Operations
2006-07	New York Jets	General Manager
2008-	New York Jets	Executive VP/GM

**TANNENBAUM'S NOTEWORTHY TRADES****4/30/11  
DRAFT DAY TRADE:  
Jeremy Kerley/Scotty McKnight****Jets Receive:**

2011 5TH Round Pick  
 (#153 – Jeremy Kerley, WR)  
 2011 7TH Round Pick  
 (#227 – Scotty McKnight, WR)  
**Eagles Receive:**  
 2011 5TH Round Pick  
 (#161 – Julian Vandervelde, G)  
 2011 6TH Round Pick  
 (#194 – Markell Carter, LB)

**4/24/10  
DRAFT DAY TRADE:  
John Conner /  
LEON WASHINGTON****Jets Receive:**

2010 5TH Round Pick  
 (#139 – John Conner, FB)  
**Seahawks Receive:**  
 RB Leon Washington  
 2010 7TH Round Pick  
 (#236 – David Dexter, DE)

**4/24/10  
DRAFT DAY TRADE:  
Joe McKnight****Jets Receive:**

2010 4TH Round Pick  
 (#112 – Joe McKnight, RB)  
**Panthers Receive:**  
 2010 4TH Round Pick  
 (#124 – Eric Norwood, LB)  
 2010 6TH Round Pick  
 (#198 – David Gettis, WR)

**4/12/10  
SANTONIO HOLMES TRADE****Jets Receive:**

WR Santonio Holmes  
**Steelers Receive:**  
 2010 5TH Round Pick  
 (#155 – John Skelton, QB)  
 • Pick traded to ARZ for CB Bryant  
 McFadden and 2010 6TH Round  
 Pick (#195 – Antonio Brown, WR)

**3/7/10  
KERRY RHODES TRADE****Jets Receive:**

2010 4TH Round Pick  
 (#124 – Eric Norwood, LB)  
 • Pick traded to CAR to move up and  
 select RB Joe McKnight  
 2011 7TH Round Pick  
**Cardinals Receive:**  
 S Kerry Rhodes

**3/5/10  
ANTONIO CROMARTIE TRADE****Jets Receive:**

CB Antonio Cromartie  
**Chargers Receive:**  
 2011 Conditional Pick

**10/7/09  
BRAYLON EDWARDS TRADE****Jets Receive:**

WR Braylon Edwards  
**Browns Receive:**  
 2010 3RD Round Pick  
 (#92 – Shawn Lauvao, T)  
 2010 5TH Round Pick  
 (#160 – Larry Asante, S)  
 WR Chansi Stuckey  
 LB Jason Trusnik

**4/26/09  
DRAFT DAY TRADE:  
Shonn Greene****Jets Receive:**

2009 3RD Round Pick  
 (#65 – Shonn Greene, RB)  
**Lions Receive:**  
 2009 3RD Round Pick

(#76 – DeAndre Levy, LB)  
 2009 4TH Round Pick  
 (#115 – Sammie Lee Hill, DT)  
 2009 7TH Round Pick  
 (#228 – Lydon Murtha, T)

**4/25/09  
DRAFT DAY TRADE:  
Mark Sanchez****Jets Receive:**

2009 1ST Round Pick  
 (#5 – Mark Sanchez, QB)  
**Browns Receive:**  
 2009 1ST Round Pick  
 (#17 – Josh Freeman, QB)  
 • Pick was later traded to TB for 2009  
 1ST Round Pick (#19 – Jeremy  
 Maclin, WR) and 2009 6TH Round  
 Pick (#191 – Coye Francies, CB) –  
 2009 1ST Round Pick (#19) was  
 later traded for 2009 1ST Round Pick  
 (#21 – Alex Mack, C) and 2009  
 6TH Round Pick (#195 – James  
 Davis, RB)  
 2009 2ND Round Pick  
 (#52 – David Veikune, LB)  
 DE Kenyon Coleman  
 S Abram Elam  
 QB Brett Ratliff

**2/28/09  
LITO SHEPPARD TRADE****Jets Receive:**

CB Lito Sheppard  
 2010 5TH Round Pick  
 (#155 – John Skelton, QB)  
 • Pick was traded to PIT for WR  
 Santonio Holmes  
**Eagles Receive:**  
 2009 5TH Round Pick  
 (#153 – Cornelius Ingram, TE)  
 2010 4TH Round Pick  
 (#127 – E.J. Wilson, DE)  
 • Pick traded to SEA for DE  
 Darryl Tapp

**8/7/08  
BRETT FAVRE TRADE****Jets Receive:**

QB Brett Favre  
**Packers Receive:**  
 2009 3RD Round Pick  
 (#83 – Brandon Tate, WR)  
 • Pick was traded to NE w/ 2009 2ND  
 Round Pick and additional 2009 3RD  
 Round Pick for 2009 1ST Round Pick  
 (#26 – Clay Matthews, OLB)

**4/27/08  
DRAFT DAY TRADE:  
Dwight Lowery / Erik Ainge****Jets Receive:**

2008 4TH Round Pick  
 (#113 – Dwight Lowery, CB)  
 2008 5TH Round Pick  
 (#162 – Erik Ainge, QB)  
**Packers Receive:**  
 2008 4TH Round Pick  
 (#102 – Jeremy Thompson, DE)

**4/26/08  
DRAFT DAY TRADE:  
Dustin Keller****Jets Receive:**

2008 1ST Round Pick  
 (#30 – Dustin Keller, TE)  
**Packers Receive:**  
 2008 2ND Round Pick  
 (#36 – Jordy Nelson, WR)  
 2008 4TH Round Pick  
 (#113 – Dwight Lowery, CB)  
 • Reacquired by the Jets in a later trade

**2/29/08  
KRIS JENKINS TRADE****Jets Receive:**

NT Kris Jenkins  
**Panthers Receive:**  
 2008 3RD Round Pick  
 (#67 – Charles Godfrey, S)  
 2008 5TH Round Pick  
 (#141 – Gary Barridge, TE)

**2/29/08  
JONATHAN VILMA TRADE****Jets Receive:**

2008 4TH Round Pick  
 (#113 – Dwight Lowery, CB)  
 • Pick was traded in the deal for TE  
 Dustin Keller and latter reacquired in  
 the trade for DE Jeremy Thompson  
 2009 3RD Round Pick  
 (#76 – DeAndre Levy, LB)  
 • Pick was sent to DET as part of  
 2009 Draft Day Trade for RB  
 Shonn Greene  
**Saints Receive:**  
 LB Jonathan Vilma  
 2009 4TH Round Pick  
 (#118 – Stanley Arnoux, LB)

**8/23/07  
PETE KENDALL TRADE****Jets Receive:**

2009 4TH Round Pick  
 (#115 – Sammie Lee Hill, DT)  
 • Pick was sent to DET as part of  
 2009 Draft Day Trade for RB  
 Shonn Greene  
**Redskins Receive:**  
 G Pete Kendall

**4/28/07  
DRAFT DAY TRADE:  
David Harris / Chansi Stuckey****Jets Receive:**

2007 2ND Round Pick  
 (#47 – David Harris, LB)  
 2007 7TH Round Pick  
 (#235 – Chansi Stuckey, WR)  
**Packers Receive:**  
 2007 2ND Round Pick  
 (#63 – Brandon Jackson, RB)  
 2007 3RD Round Pick  
 (#89 – Aaron Rouse, S)  
 2007 6TH Round Pick  
 (#191 – Korey Hall, FB)

**4/28/07  
DRAFT DAY TRADE:  
Darrelle Revis****Jets Receive:**

2007 1ST Round Pick  
 (#14 – Darrelle Revis, CB)  
 2007 6TH Round Pick  
 (#191 – Korey Hall, FB)  
 • Pick was traded to GB in the trade  
 for LB David Harris  
**Panthers Receive:**  
 2007 1ST Round Pick  
 (#25 – Jon Beason, LB)  
 2007 2ND Round Pick  
 (#59 – Ryan Kalil, C)  
 2007 5TH Round Pick  
 (#164 – Tim Shaw, LB)

**3/6/07  
THOMAS JONES TRADE****Jets Receive:**

RB Thomas Jones  
 2007 2ND Round Pick  
 (#63 – Brandon Jackson, RB)  
 • Traded to GB in David Harris trade  
**Bear Receive:**  
 2007 2ND Round Pick  
 (#37 – Eric Weddle, S)  
 • Traded to SD for:  
 • 2007 2ND Round Pick  
 (#62 – Dan Bazuin, DE)

• 2007 3RD Round Pick  
 (#93 – Garrett Wolfe, RB)  
 • 2007 5TH Round Pick  
 (#167 – Kevin Payne, S)  
 • 2008 3RD Round Pick  
 (#90 – Marcus Harrison, DT)

**4/30/08  
DRAFT DAY TRADE:  
Jason Pociask / Drew Coleman****Jets Receive:**

2006 5TH Round Pick  
 (#150 – Jason Pociask, TE)  
 2006 6TH Round Pick  
 (#189 – Drew Coleman, CB)  
**Cowboys Receive:**  
 2006 5TH Round Pick  
 (#138 – Pat Watkins, S)

**4/29/06  
DRAFT DAY TRADE:  
Kellen Clemens****Jets Receive:**

2006 2ND Round Pick  
 (#49 – Kellen Clemens, QB)  
**Cowboys Receive:**  
 2006 2ND Round Pick  
 (#53 – Anthony Fasano, TE)  
 2006 6TH Round Pick  
 (#189 – Drew Coleman, CB)  
 • Pick was acquired in a later draft  
 day trade  
 2006 7TH Round Pick  
 (#211 – Pat McQuistan, T)

**4/29/06  
DRAFT DAY TRADE:  
Rocky McIntosh****Jets Receive:**

2006 2ND Round Pick  
 (#53 – Anthony Fasano, TE)  
 • Pick traded to DAL in QB Kellen  
 Clemens trade  
 2006 6TH Round Pick  
 (#189 – Drew Coleman, CB)  
 • Pick traded to DAL and later  
 reacquired  
 2007 2ND Round Pick  
 (#37 – Eric Weddle, S)  
 • Pick traded to CHI for RB Thomas  
 Jones  
**Redskins Receive:**  
 2006 2ND Round Pick  
 (#35 – Rocky McIntosh, LB)

**3/22/06  
JOHN ABRAHAM TRADE****Jets Receive:**

2006 1ST Round Pick  
 (#29 – Nick Mangold, C) –  
 (from DEN)  
**Broncos Receive:**  
 2006 1ST Round Pick  
 (#15 – Tye Hill, CB) – (from ATL)  
 • Pick traded to SL for 2006 1ST  
 Round Pick (#11 – Jay Cutler, QB)  
**Falcons Receive:**  
 DE John Abraham – (from NYJ)  
 2006 3RD Round Pick  
 (#93 – Dominique Byrd, TE) –  
 (from DEN)  
 • Pick traded to GB  
 2007 4TH Round Pick  
 (#121 – Marcus Thomas, DT) –



## CHIEF FINANCIAL OFFICER

### EXPERIENCE:

NFL: 2ND / JETS: 2ND

# Brian Friedman



## NY Jets Media Guide 2011

**B**rian Friedman is in his first year with the New York Jets and his first year in the NFL. Brian is responsible for all financial planning and daily accounting operations for the team and the financial oversight of the team's interests in the New Meadowlands Stadium. In addition, he is responsible for all internal and external reporting to the NFL and various other agencies.

Prior to joining the Jets, Brian was the Chief Financial Officer of Blissworld, LLC, the owner and operator of Bliss spas and seller of a full line of skin care products. At Bliss, he was responsible for all

financial operations and new business development. Before joining Bliss, Brian was the Senior Director of Finance for the Columbia House Company and prior to that held several finance roles of increasing responsibility at Polo Ralph Lauren. Brian began his career at Price Waterhouse and is a Certified Public Accountant.

Brian has a degree in Economics and Business Management from Cornell University and an MBA from Columbia University. He lives in Monmouth County, NJ with his wife, Diane, and their three children, Alexa, Matthew and Jenna..



## VICE PRESIDENT, CORPORATE SALES

**EXPERIENCE:**  
NFL: 16TH / JETS: 16TH

Marc **RICCIO**



### NY Jets Media Guide 2011

**M**arc Riccio is entering his 16th season with the New York Jets and will begin his seventh season as vice president, corporate sales. Riccio directs the corporate sales/business development group, the corporate partnership department, suite sales and customer service and the organization's merchandise division.

The corporate sales/business development group is responsible for all Club revenue generating initiatives, including, but not limited to, all sponsorship and advertising programs. The corporate partnership department manages the multiple interactions and program executions for all of these partnerships. These departments work with national and regional businesses to create and execute these platforms in several Jets' television shows, radio, all Jets' print properties, stadium signage and entitlements, [newyorkjets.com](http://newyorkjets.com), social media, special event marketing, premium hospitality and in-market consumer promotions. Developing new stadium partnerships has been a major focus for Riccio and these departments for the past three years.

Under Riccio's direction, the suite sales and customer service departments work with many large-, mid-, and small-size businesses to create hospitality solutions. This group is also responsible for the

Jets Suite Partnership program which is an initiative solely designed to drive relationships and business growth for all suite holders. The Jets' merchandise business has grown steadily and includes a retail store in Manhattan, a Stadium team store business, as well as catalog and internet sales channels.

Prior to his promotion, Riccio was senior director of marketing and business development, where he was responsible for corporate sponsorship and advertising sales. He also spent five seasons as the director of marketing and senior marketing manager, respectively.

Before joining the Jets, Riccio served as the director of marketing and development for intercollegiate athletics at Hofstra University. During his seven years at Hofstra, he developed athletic marketing, sponsorship and fundraising programs.

A native of Canandaigua, NY, he holds a bachelor's degree in communications arts, television broadcasting and a Master of Business Administration in marketing from Hofstra University, along with a Juris Doctor from St. John's University School of Law.

Riccio has three children, Tyler, Ryan, and Jillian. He resides in Long Beach, NY.



## V.P., CONSUMER SALES & SERVICES

### EXPERIENCE:

NFL: 6TH / JETS: 3RD

# Robert SULLIVAN

## NY Jets Media Guide 2011

**R**ob Sullivan is entering his sixth season in the NFL and third with the Jets as vice president, consumer sales and service. Sullivan was responsible for the relocation process from the Meadowlands to the New Meadowlands Stadium and oversees the sale of personal seat licenses as well as the customer service team for all club and non-club seat season ticket holders. He built a consumer sales and service team to execute the seat relocation and sales process, as well as foster a culture of customer service.

Prior to joining the Jets, Sullivan was the senior director of consumer

sales and marketing for the Oakland Raiders. Before working with the Raiders, Sullivan was the vice president, sales and service at Maloof Sports and Entertainment managing the season ticket renewals and new business acquisition process for the Sacramento Kings (NBA) and the Sacramento Monarchs (WNBA). Prior to that, Sullivan spent nine years in Major League Baseball with the San Francisco Giants as the director, sales and marketing, leading a sales and service team responsible for selling charter seat licenses and luxury suites for the new home of the Giants, AT&T Park. Sullivan resides in New Jersey.



## VICE PRESIDENT, SECURITY

**EXPERIENCE:**  
NFL: 15TH / JETS: 15TH

# Steve YARNELL



## NY Jets Media Guide 2011

**S**teve Yarnell is in his 15th season with the Jets and fourth season as the Vice President, Security. He joined the Jets after serving as a Special Agent with the Federal Bureau of Investigation (FBI) in the FBI's New York Office. In his current position, Yarnell directs security at training camp, all home and away games, and provides valuable assistance to the General Manager and Head Coach during the period prior to the NFL Draft with regard to draft-eligible players. He also acts as the Jets' liaison for security-related matters with the NFL, federal, state and local law enforcement agencies.

While with the FBI, Yarnell worked on criminal and terrorism matters, including the investigation of the 1993 World Trade Center bombing, the crash of TWA Flight 800 and in 1995 was responsible for the security of the then highest-paid terrorism informant in the history of the FBI while serving in the National Security Division from 1980-1997.

He organized the New York Giants' team security during the 1991 playoffs and Super Bowl XXV, at which time there was a heightened threat of terrorism due to the impending war in the Persian Gulf. Yarnell also managed the security for the New England Patriots at Super Bowl XXXI.

Yarnell was a three-year letterman in football at the U.S. Military Academy at West Point (Army), where he was coached by then-Army assistant Bill Parcells. He graduated with a Bachelor of Science degree and was commissioned an officer in the Infantry. He is also an honor graduate of the U.S. Army's Ranger School and Airborne School.

Yarnell, raised in Key Biscayne, FL, was named "Citizen of the Year" by the New York State Police in April, 2004. He and his wife, Jane, reside in Westfield, NJ.

# ***COACHES***



NEW YORK JETS





**HEAD COACH**  
SW OKLAHOMA/ARDMORE, OK  
HIRED: JANUARY 21, 2009

**EXPERIENCE:**  
NFL: 15TH / JETS: 3RD

Rex **RYAN**



## NY Jets Media Guide 2011

**R**ex Ryan enjoyed an offseason for the books.

The Jets' now third-year head coach became something of a pop-culture icon for a while. He teamed up with co-author Don Yeager to write his first book, "Play Like You Mean It: Passion, Laughs, and Leadership in the World's Most Beautiful Game." The book tour began in May and made a number of stops for signings with throngs of green-and-white-clad fans of Rex and the J-E-T-S.

The tour also included several big-media interludes, none bigger than a chat with David Letterman on the CBS "Late Night" set.

Then on Friday night, April 29, Ryan made his non-football small-screen debut when he and general manager Mike Tannenbaum played themselves for a scene with Gary Sinise and Eddie Cahill on "CSI: NY."

He may have qualified as the Rex of All Media this spring and summer, but Ryan was never in danger of going Hollywood. For his day job, he continued to work tirelessly with his staff and other members of the organization on the biggest task of all for the 2011 season: Getting over the AFC Championship Game hump.

And identifying one of the hurdles to make that Super leap wasn't hard. Rex knows one of the themes for the Jets' season ahead is "Bringing It Home."

"We've got to play better at home," he said in the offseason. "We were 5-3 last year and the fans deserve better. We're going to figure it out.

"That would be great if we could get a bye. Playing a game at home, I think we need to grasp that this is our home field. We're going to have to find a way to make this a huge part of what we are, that you don't come in here and beat us at home. Certainly that's the way we want to play our playoff games, where you don't have to travel, you can sleep in your own bed, you know where the restaurants are, you can get in your routine. The whole deal about staying at home is something that I think is huge."

It is one of those football riddles. There's no question Ryan's program has quickly moved into the NFL's stratosphere. His and D-coordinator Mike Pettine's defenses in 2009 and '10 have finished first and third respectively in total yardage allowed, eighth and third in rushing yardage, first and sixth in pass defense, first and sixth in scoring defense. His and OC Brian Schottenheimer's offenses have finished first and fourth in rushing yards.

His teams have won nine games, then 11, good for two playoff berths and in fact two runs all the way to the AFC title games before losses at Indianapolis early in '10 and at Pittsburgh this past January.

Yet the Ryan Jets' record in the Meadowlands is a combined 9-7.

But on the flip side, as Rex plainly states, "We can win on the road ...

if that's the road we have to travel, then we have to find a way to get it done."

They almost did that both seasons. With QB Mark Sanchez showing his greatest growth spurts away from home, the Jets have gone 11-5 combined on the road, then posted four "at" wins in the playoffs — the Green & White, in fact, are the first NFL team in history to win four road games in back-to-back postseasons.

The overall product has lifted the Jets into the NFL's elite, one measure of which is the number of primetime games they've been assigned by the league. Last year it was a franchise-record five. This year it's five again, equaling the most by any team in NFL history in consecutive regular seasons.

Ryan has no plans of letting up or of letting down his team's national audiences and his Sunday afternoon crowds.

"Here we go, no excuses — you know we never make excuses," he said in a recorded message to fans a month before 2011 training camp opened. "Get ready to have an unbelievable season. We think we made some improvements on our team. I don't know if any other team got better, but we got better. The ground-and-pound offense is ready to roll, Sanchez is going into his third year and I can't wait to see his improvements, and we're going to let it fly a little more than we have in the past. And our defense is getting nasty."

Before landing into the white hot spotlight as the Jets' head coach, Ryan spent 10 seasons in Baltimore. From 1999-2008 the Ravens ranked first in the NFL for fewest points allowed (17.1 per game), fewest rushing yards allowed (87.3 per game), most shutouts (9), most takeaways (337), most interceptions (212), most interceptions returned for touchdowns (29) and third-down conversion defense (33.9 percent). They also ranked second in total defense (280.7 ypg) and fourth in sacks (416) in that span.

Ryan began his Baltimore career as the defensive line coach for Brian Billick in 1999, when the Ravens defense finished second in the NFL in total defense and second against the run. In 2000, that defense allowed the fewest points in a 16-game season in NFL history (165) en route to winning Super Bowl XXXV.

He was promoted to coordinator in 2005. During his four seasons in that role, the Ravens finished fifth (2005), first (2006), sixth (2007) and second (2008) in total defense. In 2006, the "D" allowed only 201 points and 264 yards per game and he was named NFL Assistant Coach of the Year by Pro Football Weekly and the Pro Football Writers Association.

In 2008, new Baltimore head coach John Harbaugh named Ryan assistant head coach/defensive coordinator. The Ravens' defense that season led the league with 34 takeaways, 26 interceptions, a 60.6

opponents' passer rating, and four rushing TDs allowed.

Before joining the Ravens, Ryan was a defensive coordinator in college at Oklahoma (1998) and Cincinnati (1996-97). His first NFL coaching stint was with Arizona under father Buddy Ryan, when he oversaw the Cardinals' defensive line in 1994 and linebackers in 1995 (on the same staff with his twin brother, Rob, now the Dallas Cowboys' defensive coordinator). Rex also coached at Morehead State (1990-93), New Mexico Highlands (1989) and Eastern Kentucky (1987-88).

Before Ryan became a coach himself, he had a chance to see some great defense up close and personal. Buddy brought him along to practices when he became the Jets' defensive line coach for the 1968 season — the Jets' Super Bowl III season, of course. Then Rex watched his dad coach the 1985 Chicago Bears. He was a ballboy for those Bears teams early in his father's tenure as the defensive coordinator, then he was off in college during that 1985 season but was on the sidelines during Super Bowl XX, when the Bears finished their 18-1 run with a 46-10 victory over New England and Buddy was carried off on his defenders' shoulders.

Now Rex, 47, is getting closer to being carried off the field by his own players. And he knows one of the most important ingredients to make that happen and make the Jets the stars of the big and small screen, books and magazines, and Twitter and Facebook to boot.

"We need you in those seats," he told the fans, "and let's make this a super season, all right? Let's get it on."

## 100-YARD RUSHERS VS. REX LED DEFENSES (20)

Since 2000, defenses that Rex Ryan has worked with have allowed 20 100-yard rushers.

Player	Date	Tm	Att	Yds	Avg	TD
Domanick Williams	12/4/2005	Hst	29	155	5.3	0
Fred Taylor	10/20/2002	Jax	25	151	6	1
Thomas Jones	10/23/2005	Chi	25	139	5.6	0
Corey Dillon	12/23/2001	Cin	24	127	5.3	0
Deuce McAllister	12/8/2002	NO	32	127	4	3
Priest Holmes	10/4/2004	KC	33	125	3.8	2
Corey Dillon	11/28/2004	NE	30	123	4.1	1
<b>Maurice Jones-Drew</b>	<b>11/15/2009</b>	<b>Jax</b>	<b>24</b>	<b>123</b>	<b>5.1</b>	<b>1</b>
Larry Johnson	12/10/2006	KC	23	120	5.2	0
Curtis Martin	11/14/2004	NYJ	28	119	4.3	2
Jerome Bettis	12/26/2004	Pit	27	117	4.3	0
Rudi Johnson	11/27/2005	Cin	27	114	4.2	2
<b>Matt Forte</b>	<b>12/26/2010</b>	<b>CHI</b>	<b>26</b>	<b>113</b>	<b>5.9</b>	<b>1</b>
Travis Henry	11/12/2006	Ten	27	107	4	1
Greg Jones	11/13/2005	Jax	25	106	4.2	1
LaDainian Tomlinson	9/21/2003	SD	23	105	4.6	1
Ricky Williams	11/16/2003	Mia	36	105	2.9	0
Amos Zereoue	12/29/2002	Pit	26	104	4	2
Corey Dillon	11/10/2002	Cin	21	102	4.9	0
Ricky Williams	11/17/2002	Mia	26	102	3.9	2

## FOOTBALL CAREER:

### (NFL - 14 SEASONS; COLLEGE - 10 SEASONS)

Years	Team/School	Position
1987-88:	Eastern Kentucky (Head Coach Roy Kidd)	•Defensive Ends
1989:	New Mexico Highlands (Head Coach George Martinez)	•Assistant Head Coach/Defensive Coordinator
1990-93:	Morehead State (Head Coach Cole Proctor)	•Defensive Coordinator
1994-95:	Arizona Cardinals (Head Coach Buddy Ryan)	•1994, Defensive Line •1995, Linebackers
1996-97:	Cincinnati (Head Coach Rick Minter)	•Defensive Coordinator
1998:	Oklahoma (Head Coach John Blake)	•Defensive Coordinator
1999-08: 1999-	Baltimore Ravens (Head Coach Brian Billick)	
	07;John Harbaugh 2008)	
	•1999-2004, Defensive Line	
	•2005-07, Defensive Coordinator	
	•2008, Assistant Head Coach/Defensive Coordinator	
2009-:	New York Jets	•Head Coach

## 3.0 OR LESS VS. REX LED DEFENSES (42)

During that same time span, Rex's defenses have held 42 rushers who have carried the ball 15 times or more to a 3.0 yards per carry or less in a game.

## 3.0 OR LESS VS. REX (42)

Player	Date	Tm	Opp	Att	Yds	Avg	TD
Corey Dillon	11/5/2000	Cin	Blt	16	23	1.4	0
<b>Donald Brown</b>	<b>12/27/2009</b>	<b>Ind</b>	<b>NYJ</b>	<b>15</b>	<b>22</b>	<b>1.5</b>	<b>1</b>
LaMont Jordan	9/17/2006	Oak	Blt	19	35	1.8	0
Willie Parker	11/5/2007	Pit	Blt	23	42	1.8	0
James Allen	9/9/2001	Chi	Blt	21	43	2.0	0
<b>Ray Rice</b>	<b>9/13/2010</b>	<b>BLT</b>	<b>NYJ</b>	<b>21</b>	<b>43</b>	<b>2.0</b>	<b>0</b>
Jason Wright	9/24/2006	Clv	Blt	15	31	2.1	0
Reuben Droughns	1/1/2006	Clv	Blt	19	40	2.1	0
Rudi Johnson	11/11/2007	Cin	Blt	22	46	2.1	0
Clinton Portis	10/10/2004	Was	Blt	25	53	2.1	0
Corey Dillon	10/19/2003	Cin	Blt	18	39	2.2	1
Chris Perry	9/7/2008	Cin	Blt	19	42	2.2	0
DeShaun Foster	10/15/2006	Car	Blt	26	58	2.2	0
Kevin Jones	10/9/2005	Det	Blt	26	58	2.2	2
<b>Cedric Benson</b>	<b>11/25/2010</b>	<b>CIN</b>	<b>NYJ</b>	<b>18</b>	<b>41</b>	<b>2.3</b>	<b>0</b>
Jerome Bettis	12/28/2003	Pit	Blt	23	54	2.3	0
Samkon Gado	12/16/2007	Mia	Blt	18	43	2.4	1
Chris Johnson	10/5/2008	Ten	Blt	18	44	2.4	0
Marshall Faulk	11/9/2003	SL	Blt	20	48	2.4	2
<b>DeAngelo Williams</b>	<b>11/29/2009</b>	<b>CAR</b>	<b>NYJ</b>	<b>16</b>	<b>40</b>	<b>2.5</b>	<b>0</b>
Edgerrin James	10/13/2002	Ind	Blt	17	43	2.5	0
Dominic Rhodes	12/2/2001	Ind	Blt	16	42	2.6	0
Curtis Martin	12/24/2000	NYJ	Blt	18	47	2.6	0
Jamal Lewis	11/2/2008	Clv	Blt	19	49	2.6	0
Maurice Morris	12/23/2007	Sea	Blt	15	40	2.7	0
Ahman Green	10/14/2001	GB	Blt	20	54	2.7	1
Julius Jones	11/21/2004	Dal	Blt	30	81	2.7	0
Terrell Fletcher	12/10/2000	SD	Blt	16	44	2.8	0
Rudi Johnson	9/10/2007	Cin	Blt	18	50	2.8	0
William Green	12/22/2002	Clv	Blt	20	56	2.8	0
Jamal Lewis	9/30/2007	Clv	Blt	23	64	2.8	1
Thomas Jones	9/16/2007	NYJ	Blt	24	67	2.8	0
Rudi Johnson	11/30/2006	Cin	Blt	16	47	2.9	0
Rodney Thomas	10/22/2000	Ten	Bal	18	53	2.9	0
Tiki Barber	12/12/2004	NYG	Bal	19	55	2.9	1
Rudi Johnson	12/5/2004	Cin	Bal	19	56	2.9	0
Lamar Smith	9/17/2000	Mia	Bal	22	63	2.9	1
Dominic Rhodes	10/12/2008	Ind	Bal	25	73	2.9	1
Ricky Williams	11/16/2003	Mia	Bal	36	105	2.9	0
<b>Jahvid Best</b>	<b>11/7/10</b>	<b>Det</b>	<b>NYJ</b>	<b>16</b>	<b>48</b>	<b>3.0</b>	<b>0</b>
William Green	9/12/2004	Clv	Bal	22	65	3.0	0
Corey Dillon	12/1/2002	Cin	Bal	23	70	3.0	1

**Bold** = While with Jets



**DEFENSIVE COORDINATOR**  
VIRGINIA/DOYLESTOWN, PA

**EXPERIENCE:**  
NFL: 10TH / JETS: 2ND

**Mike PETTINE**



## NY Jets Media Guide 2011

- ◇ Mike Pettine has fielded a unit that has allowed the third fewest points (16.9), the lowest quarterback rating (51.2) and least yards per game (287.2) since 2009.
- ◇ During the last two seasons, the Jets defense has recorded 61 takeaways, the second most in the AFC. The same unit recorded only 51 in the two seasons prior to Pettine's arrival, which ranked as the fifth-fewest in the conference.
- ◇ In 2009, his first season as a defensive coordinator in the NFL, Coach Pettine installed a completely new defense and fielded a unit that ranked first in points allowed, total defense and pass defense.
- ◇ Under coach Pettine, CB Darrelle Revis recorded what coach Ryan referred to as: "...the best year a corner has ever had (and) the most impact a corner has ever had in the National Football League." Revis earned first-team honors for his performance in 2009. LB David Harris also excelled under Pettine and earned second-team All-Pro honors in 2009 after leading the NFL's number-one defense with 142 tackles, 5.5 sacks, two interceptions, three passes defended and two forced fumbles.
- ◇ Pettine's background in football is similar to coach Ryan's background. While Rex learned from his legendary coaching father, Buddy, Pettine's coaching roots trace to his father, Mike, Sr., the head coach for 33 years at Central Bucks West HS in Doylestown, PA. Pettine played for his dad before graduating in 1984, and assisted him for five seasons (1988-92). When Mike Sr. retired as head coach after the 1999 season, he was the winningest coach in the history of Pennsylvania high school football with a career record of 326-42-4.
- ◇ Pettine spent the previous four seasons coaching the outside linebackers for the Baltimore Ravens and was a part of the Ravens organization from 2002 to 2008. During his four seasons as the outside linebackers coach, the Ravens defense finished fifth (2005), first (2006), sixth (2007) and second (2008) in the NFL. In 2006, the defense allowed only 201 points and 264 yards per game.
- ◇ The Ravens 2008 defense allowed 261.1 yards per game, finishing second overall in the NFL. The 2008 Ravens allowed 244 points, third-fewest in the NFL, and led the NFL with 34 takeaways, 26 interceptions and a league-low 60.6 opponents' passer rating. Baltimore also yielded a league-low four rushing touchdowns.
- ◇ As the Ravens outside linebackers coach, Terrell Suggs, Adalius Thomas and Jarret Johnson are among the players he tutored on a defensive unit that had always been among the stingiest in the NFL.
- ◇ Before he was promoted to OLB coach in 2005, Pettine assisted Ryan in 2004 coaching the defensive line. In 2002-03, Pettine used his computer expertise to help develop playbooks, scouting reports and video analysis for the defensive coaches. Through the years

he has produced innovative coaching programs that utilize football video to develop playbooks and analyze game video.

- ◇ Before entering the NFL, Pettine was the head coach at North Penn HS in Towamencin Township, PA, a suburb of Philadelphia. Pettine's 1999 team was featured in the ESPN documentary, "The Season." That team went 11-2, with the only two losses to his father's Central Bucks (CB) West team, which won the state title in his father's final season as a head coach.
- ◇ Pettine's teams won 45 games in five seasons at North Penn. He was also the head coach at William Tennent HS in Warminster, PA for two seasons, leading that team to a school-record nine wins in 1996.



### CAREER HIGHLIGHTS

- ◇ Pettine played free safety at Virginia under Head Coach George Welsh and was a two-year letterman (1986-87). He led the team in interceptions in 1986, including a school-record three in one contest vs. North Carolina State.
- ◇ He was an All-State quarterback and defensive back at CB West.



### OFF THE FIELD

- ◇ Mike has three children, Megan, Ryan and Katie.
- ◇ Graduated from the University of Virginia with a degree in Economics.

### FOOTBALL CAREER:

Years	Team/School	Position
1984-87	Virginia	DB/QB (player)
1988-92	CB West HS	Assistant Coach
1993-94	Univ. of Pittsburgh	Defensive GA
1995-96	W. Tennent HS	Head Coach
1997-2001	North Penn HS	Head Coach
2002	Baltimore Ravens	Coaching and Video Asst.
2003	Baltimore Ravens	Coaching Asst./QC
2004	Baltimore Ravens	Defensive Assistant
2005-08	Baltimore Ravens	OLB Coach
2009-	New York Jets	Defensive Coordinator



**OFFENSIVE COORDINATOR**  
FLORIDA/OVERLAND PARK, KS

**EXPERIENCE:**  
NFL: 13TH / JETS: 6TH

**Brian SCHOTTENHEIMER**

## NY Jets Media Guide 2011

- ◇ Brian Schottenheimer designed an offense that helped QB Mark Sanchez become the most prolific postseason quarterback in club annals. Under his direction, Sanchez has won four road postseason games (most in Jets history and tied for most in NFL history), thrown nine TD passes (a team record), and recorded a passer rating of 94.3 (second best in Jets history and ninth in NFL history).
- ◇ In two seasons under coach Schottenheimer, Sanchez has led the Jets to two consecutive AFC Championship appearances and the most postseason wins (4) by any Jets quarterback in club history.
- ◇ With the help of Schottenheimer, Sanchez has recorded the second-most postseason passing yards (1,155) in club history and three of the club's top five postseason passer ratings.
- ◇ After coordinating an offense that recorded the best rushing output in Jets history in 2009, coach Schottenheimer directed the club's fourth-best season on the ground, tallying 2,374 yards and 14 touchdowns in 2010.
- ◇ In 2009, while tutoring Sanchez as a rookie, coach Schottenheimer coordinated an offense that rushed for a franchise record 2,756 yards, led the NFL with 172.3 yards per game and scored 21 touchdowns (tied for third-most in franchise history).
- ◇ Has a wide range of experience working with quarterbacks at various stages of their careers: Mark Sanchez (rookie), Philip Rivers (first and second seasons), Drew Brees (second through fifth seasons), Chad Pennington (seventh and eighth seasons) and Brett Favre (18th season).
- ◇ He was retained by Head Coach Rex Ryan as the offensive coordinator after one of the best offensive seasons in franchise history. He was originally named the Jets' offensive coordinator on January 30, 2006, after serving as the quarterbacks coach for the San Diego Chargers for four seasons (2002-05).
- ◇ After acquiring Brett Favre, the 2008 Jets scored 405 points, only the third time in franchise history that they reached 400 points, and their 42 offensive touchdowns were their most since 1998. The offense ranked 16th in the NFL in total yards and ninth in rushing yards, both rankings were the team's highest since 2004. The running game, led by Pro Bowler Thomas Jones (AFC-leading 1,312 rushing yards, team-record 13 rushing touchdowns) and Leon Washington (448 rushing yards, six rushing touchdowns), averaged 4.75 yards per carry, fifth in the league and the best season mark in franchise history.
- ◇ In 2007, his offense produced a 1,000-yard rusher in Jones (1,119) and 1,000-yard receiver in Jerricho Cotchery (1,130).
- ◇ In 2006, Pennington completed 65 percent of his passes for a career-best 3,352 yards, winning NFL Comeback Player of the Year, while Cotchery (82-961-6) and Laveranues Coles (91-1,098-6) combined for the most catches by any receiver tandem in Jets franchise history.
- ◇ At San Diego, he was instrumental in the development of QB Drew Brees. Under his tutelage in 2004, Brees won NFL Comeback Player of the Year and earned a Pro Bowl berth when he threw 27 touchdown passes and completed over 65 percent of his passes.
- ◇ Prior to his stint in San Diego, he worked for his father, Marty, in Washington and Kansas City.
- ◇ Gained two years of coaching experience at the collegiate level, tutoring

tight ends at Southern California in 2000 and wide receivers at Syracuse in 1999.

- ◇ Made his NFL coaching debut in 1997 as an offensive assistant for the St. Louis Rams.



### CAREER HIGHLIGHTS

- ◇ Was a three-year letterman QB at the University of Florida under Steve Spurrier, serving as backup to Heisman Trophy winner Danny Wuerffel during the Gators' 1996 National Championship season. College statistics: 25-of-38 passing (65.8%), 290 yards, two touchdowns, ran for one additional touchdown.
- ◇ Quarterbacked Blue Valley HS in Stilwell, KS to the 1991 Kansas 5A state football championship as a senior while earning All-State first team and All-American honorable mention honors, throwing for 2,586 yards and 26 touchdowns in his prep career.



### OFF THE FIELD

- ◇ Born in Denver, CO, graduated from Blue Valley High School in Overland Park, KS.
- ◇ Wife, Gemmi. One son, Sutton, and one daughter, Savannah.
- ◇ Attended Kansas but then transferred to Florida, where he earned a degree in sports management in 1997.
- ◇ Brian is the son of former Chargers, Redskins, Chiefs and Browns Head Coach Marty Schottenheimer and nephew of veteran NFL coach Kurt Schottenheimer.
- ◇ Diagnosed in 2004 with thyroid cancer and underwent surgery to remove thyroid gland. Takes thyroid medicine daily.

### FOOTBALL CAREER:

Years	Team/School	Position
1992	Kansas	Quarterback (player)
1993-96	Florida	Quarterback (player)
1997	St. Louis Rams	Offensive Assistant
1998	Kansas City Chiefs	Offensive Assistant
1999	Syracuse University	Wide Receivers
2000	Southern California	Tight Ends
2001	Washington Redskins	Quarterbacks
2002-05	San Diego Chargers	Quarterbacks
2006-	New York Jets	Offensive Coordinator



## SPECIAL TEAMS COORDINATOR WICHITA STATE/PITTSBURGH, PA

**EXPERIENCE:**  
NFL: 29TH / JETS: 11TH

# Mike WESTHOFF

## NY Jets Media Guide 2011

- ◇ Mike Westhoff begins his 11th season in charge of the Jets special teams...After joining the Jets in 2001, Westhoff's units have annually ranked among the top units across the board in overall special teams rankings.
- ◇ The Jets 14 kickoff returns for touchdowns from 2001-10 under Westhoff are the most in the NFL in that time span...CLV and NE are tied for second most with 10.
- ◇ Under Westhoff, the Jets special teams units have blocked five punts since 2001, four of which the Jets have recovered and returned for touchdowns.
- ◇ Six different players have returned kickoffs for touchdowns under Westhoff: Chad Morton (2), Jonathan Carter (1), Jericho Cotchery (1), Justin Miller (3), Brad Smith (3) and Leon Washington (4). Smith's return in 2009 of 106 yards set the franchise record for longest touchdown scored.
- ◇ Washington was elected to the Pro Bowl in 2008 after finishing sixth in the AFC in kick returns (25.6) and seventh in the AFC in punt returns (10.4) as the Jets finished fourth-best in the NFL in average kickoff drive start (29.6 yard line).
- ◇ Miller was elected to the Pro Bowl in 2006, averaging 28.3 yards per return and taking back two kicks for touchdowns.
- ◇ Punt coverage unit did not allow a return over 18 yards in 2006... In 2004, the team's punt coverage unit was tied for fourth in the NFL in yards allowed per return, allowing opponents just 6.5 yards per return...In 2003, the highly-regarded Jets special teams finished second in the NFL in kickoff return average (24.4) and fourth in average start (31.6) and gross punting average (36.9).
- ◇ During his first two seasons with the Jets (2001-02), kickoff coverage and kickoff return units combined to rank first in the NFL...In 2002, return teams scored four touchdowns, two each on punts and kickoffs and placed first in punt return average (16.0) in the NFL...Punt return team was the only unit in the NFL to have 10 returns over 20 yards, while his punt coverage team was the only one in the NFL not to allow a return of 20 yards or more in 2002...In 2001, special teams units earned a combined starting field position that ranked first in the NFL (kickoff coverage ranked fifth in average kickoff drive start — 26.6 yard line; kickoff returns ranked second in average kickoff drive start — 31.2 yard line)... Also blocked two punts and returned both for touchdowns.
- ◇ Came to the Jets after 15 years with the Miami Dolphins. Cited in a vote by his peers as the "NFL Special Teams Coach of the Year" for his work during the 2000 season.
- ◇ From 1996-99, Miami produced the NFL's top-ranked punt and kickoff coverage units.
- ◇ Began his coaching career as a graduate assistant at Indiana

University, where he also earned his Masters degree in educational psychology in 1974.

- ◇ Coached in college at Indiana, Dayton, Indiana State, Northwestern and TCU.



## CAREER HIGHLIGHTS

- ◇ Began his collegiate playing career at Wyoming in 1965, where he was a starting outside linebacker as a freshman for the Cowboys.
- ◇ Transferred to Wichita State where he started for three years at both center and linebacker.
- ◇ Voted team MVP as a junior and served as team captain as a senior before graduating in 1970 with a history degree.



## OFF THE FIELD

- ◇ In 1989, the Dolphins' players honored Westhoff's dedication and courage by awarding him the NFL's Ed Block Courage Award as he battled bone cancer. Despite the treatments he endured, he continued to coach full time.
- ◇ Inducted into the Western Chapter of the Pennsylvania Sports Hall of Fame in 2000.
- ◇ Son, John, played football at the University of Pennsylvania and graduated from law school at Indiana University...John and his wife, Elise, live in Indianapolis.

## FOOTBALL CAREER:

Years	Team/School	Position
1965	Wyoming	Linebacker (player)
1967-69	Wichita State	Center/Linebacker (player)
1974	Indiana	Graduate Assistant
1975	Indiana	Freshman Coach
1976	Dayton	Offensive Line
1977	Indiana State	Defensive Line/LB
1978-80	Northwestern	Offensive Line
1981	TCU	Offensive Line
1982-84	Balt./Ind. Colts	OL/TE/Special Teams
1985	Arizona Outlaws (USFL)	Offensive Line
1986-2000	Miami Dolphins	Special Teams
2001-2003	New York Jets	Special Teams Coord.
2004-2005	New York Jets	Assistant Head Coach/ Special Teams Coord.
2006-	New York Jets	Special Teams Coord.



**ASSISTANT HEAD COACH/  
OFFENSIVE LINE**  
BENEDICTINE UNIVERSITY/LISLE, IL

**EXPERIENCE:**  
NFL: 13TH / JETS: 4TH

**Bill CALLAHAN**

## NY Jets Media Guide 2011

- ◇ In three seasons with the Jets, Bill Callahan has coached three players to seven Pro Bowl appearances (Nick Mangold-3, Alan Faneca-2, and D'Brickshaw Ferguson-2) and one player to AP All-Pro honors (Nick Mangold - 2009, 2010).
- ◇ Since coach Callahan joined the Jets, the offense has rushed for more yards (7,134) than any team in the NFL and the third most touchdowns (55). The club has also tallied 150 or more yards on 17 separate occasions, tied for the third-most during that time span.
- ◇ Callahan's schemes have also allowed four different rushers (Shonn Greene - 1, Thomas Jones - 4, Joe McKnight - 1, LaDainian Tomlinson - 1) to gain 130 yards or more in a single game.
- ◇ Coach Callahan followed up a club record-setting 2009 season by designing a scheme that recorded the club's fourth-best single-season rushing total (2,374) in 2010. The total was also the fourth-most in the NFL that season.
- ◇ In 2010, Callahan developed second-year guard, Matt Slauson, into a full-time starter. Slauson's start in the season opener marked the first time in 35 games that the Jets did not open with the same five offensive linemen. Slauson went on to start all 19 games (16 regular and three postseason games) and helped the Jets rush for 2,374 yards and 14 touchdowns on the season, while allowing only 28 sacks (tied for eighth-fewest in the NFL). Callahan also coached tackle Wayne Hunter to five starts (two in the postseason).
- ◇ In 2009, with the help of his schemes in the running game the Jets set a new franchise record and led the NFL with 2,756 rushing yards. The Jets rushing attack recorded two 300-yard games, while registering 175-or-more yards seven times during the season.
- ◇ In his first season with the Jets in 2008, the improved Jets running attack averaged 4.7 yards per carry, ninth in the NFL, and featured the AFC rushing champion, Pro Bowler Jones, who ran for 1,312 yards and scored a team-record 13 rushing touchdowns (up from one in 2007). The offensive line also improved in pass protection, limiting defenses to 30 sacks, down from 53 sacks allowed in 2007.
- ◇ Joined the Jets in 2007 after he led Nebraska to a Big 12 Conference Championship game appearance (2006) and two bowl births in four seasons (27-22).
- ◇ Served as the head coach for the Oakland Raiders for two seasons (2002-03), logging a 15-17 regular-season record and a 2-1 postseason mark. In his first season as a head coach on any level, he led the Raiders to an 11-5 record, an AFC West title and a berth in Super Bowl XXXVII. The trip to the Super Bowl made Callahan only the fourth first-year head coach to lead a team to the Super Bowl in NFL history.
- ◇ Oakland led the NFL in passing and set new team records for total offensive yards (6,237), first downs (366), first downs passing (226), passes attempted (619), passes completed (418), passing yards (4,689) and highest completion percentage (67.5). His offense also ranked second in the NFL in points scored with 450 points (28.1 per game). As a result of his accomplishments, he was named Coach of the Year by the Columbus (OH) Touchdown Club and Rookie Coach of the Year by *Football Digest*.
- ◇ In a three-season span, all with Callahan as either the offensive coordinator or head coach, the Raiders went from leading the NFL in rushing, with

- 154.4 yards per game in 2000 to leading the league in passing, averaging 293.1 yards per game.
- ◇ He directed an offense in 2000 that set a Raider single-season record in fewest sacks allowed with 28, only to set a new record the next season, allowing just 27 sacks.
- ◇ In 1999, Oakland ranked third in the NFL in rushing yards and fifth in total offense. From 1999 through 2002, Raiders offensive players earned 12 Pro Bowl appearances.
- ◇ Before joining the Raiders, Callahan coached the offensive line for the Philadelphia Eagles from 1995-97. His unit helped the Eagles rank second in the NFC in passing, fifth in rushing and third in total offense in 1997. In 1996, the Eagles led the conference in passing, ranked second in rushing and led the NFC in total offense. In 1995, the Eagles placed fourth in the league in rushing.



### CAREER HIGHLIGHTS

- ◇ Callahan started at quarterback for three seasons (1975-77) at Illinois Benedictine (Lisle, IL) where he earned honorable-mention All-America honors in 1976 and 1977.



### OFF THE FIELD

- ◇ Born in Chicago, IL, attended Mendel Catholic HS.
- ◇ Wife, Valerie. Four children: Daughters, Cathryn and Jaclyn. Sons, Brian and Daniel.
- ◇ Graduated from Benedictine University with a B.A. in Physical Education in 1978.

## FOOTBALL CAREER:

Years	Team/School	Position
1975-77	Benedictine Univ.	Quarterback (player)
1980-81	Illinois	Assoc. Coach/Offense
1982-83	Illinois	Special Teams/TE
1984-85	Illinois	Offensive Line
1986	Illinois	Quarterbacks
1987-88	Northern Arizona	Offensive Line
1989	Southern Illinois	Offensive Coordinator
1990-94	Wisconsin	Offensive Line
1995-97	Philadelphia Eagles	Offensive Line
1998	Oakland Raiders	Offensive Coord./TE
1999-2001	Oakland Raiders	Offensive Coord./OL
2002-03	Oakland Raiders	Head Coach
2004-07	Nebraska	Head Coach
2008-	New York Jets	Asst. Head Coach/OL



**DEFENSIVE LINE**  
SOUTHERN CALIFORNIA/LAKE  
CHARLES, LA

**EXPERIENCE:**  
NFL: 17TH / JETS: 2ND

Mark **CARRIER**



NY Jets Media Guide 2011

- ◊ In his first season tutoring the defensive front, Mark Carrier helped the Jets defense to hold opposing rushing attacks to 1,454 yards on 3.6 yards per attempt, both third-best in the NFL.
- ◊ Carrier joined the Jets as the defensive line coach after tutoring the Baltimore Ravens defensive backs for four seasons where he helped the club record 93 interceptions, the second-most in the NFL during that time span. In 2009, the Ravens allowed opponents to score 27 touchdowns (8 rushing and 17 receiving), the second fewest in the NFL.
- ◊ Led by five-time Pro Bowl safety Ed Reed's NFL-high nine INTs in 2008, Baltimore's defense ranked second against the pass. Under Carrier's direction, Reed was voted to his fifth Pro Bowl and was the NFL's only unanimous All-Pro selection...Reed stole an NFL-high nine picks, returning one an NFL-record 107 yards for a TD. The Ravens defense returned five INTs for TDs (second to GB's six), tying a team record (2004 and 2006).
- ◊ In 2007, Reed earned his fourth Pro Bowl nod after leading the team with seven INTs...S Dawan Landry started every game, posting 91 tackles, one sack and seven PD...CB Corey Ivy subbed for a number of injured DBs and started 13 games, contributing 63 tackles, three sacks, one INT, 16 PD, one FF and one FR.
- ◊ He coached three seasons on the high school and college levels before joining the Ravens staff in 2006.



## CAREER HIGHLIGHTS

- ◊ Carrier was selected sixth overall by the Chicago Bears in the 1990 NFL Draft and played 11 seasons for three teams (CHI, DET, WAS).
- ◊ Earned NFL Defensive Rookie of the Year and his first Pro Bowl appearance in 1990 when he recorded 10 INT, 122 tackles, 20 PD and five FF. In his career, he played in 108 consecutive games to begin his career before missing his first game due to injury. He finished his career with 32 INT, 111 PD, 16 FF, eight FR and 556 tackles in 168 games played.
- ◊ He earned two more Pro Bowl selections ('91 & '93) during his professional career.
- ◊ Received the Joe Schmidt Leadership Award twice ('98 & '99) while with Detroit, and was also selected as the top FS by *Sports Illustrated* in 1998.
- ◊ In three seasons at USC, he recorded 13 INT, 336 tackles, six FR, one FF, 34 PD and one sack.
- ◊ Won the Jim Thorpe Award, given annually to the premier defensive back in college football, and earned first-team All-America by *Sporting News*, *Football News*, *Associated Press* and Walter Camp as a junior...Also earned every all-Pac Ten list.



## OFF THE FIELD

- ◊ He and his wife, Andrea, have a son Mac and a daughter, Lexi.
- ◊ Earned a B.A. in communications in 1993.
- ◊ Established MacKids Foundation in honor of his son, Mac, to raise money for a number of causes, such as disaster and Red Cross relief.
- ◊ In 2001, he began a career as a full-time sports commentator with various radio and TV outlets, including serving as a co-host of the pre- and post-game shows for the USC Football Radio Network.
- ◊ During his football career, Carrier twice served as an on-air personality for television stations (WGN-TV and WKBD-TV) in season.

## FOOTBALL CAREER:

Years	Team/School	Position
1987-89	USC	Safety (player)
1990-96	Chicago Bears	Safety (player)
1997-99	Detroit Lions	Safety (player)
2000	Washington Redskins	Safety (player)
2003	Brophy College Prep	Secondary
2004-05	Arizona State	Cornerbacks
2006-09	Baltimore Ravens	Defensive Backs
2010-	New York Jets	Defensive Line





**QUARTERBACKS**  
PITTSBURGH/YOUNGSTOWN, OH

**EXPERIENCE:**  
NFL: 28TH / JETS: 3RD

**Matt CAVANAUGH**



## NY Jets Media Guide 2011

- ◇ In two seasons handling the development of QB Mark Sanchez, Matt Cavanaugh has helped the second-year signal caller lead the Jets to two consecutive AFC Championship appearances and the most postseason wins (4) by any Jets quarterback in club history.
- ◇ With the help of Cavanaugh's coaching, Sanchez has recorded the most postseason touchdown passes (9) in club history, the second-most postseason passing yards (1,155) in club history and three of the club's top five postseason passer ratings. Sanchez's 94.3 passer rating in the postseason ranks ninth in NFL history.
- ◇ Under the tutelage of Cavanaugh, Sanchez became the first Jets rookie quarterback to open a season as the club's starter. In Sanchez's debut, he became the fourth rookie quarterback since the merger in 1970 to win his opening day start on the road. In that contest he completed 18-of-31 passes for 272 yards, one touchdown and one interception for a passer rating of 84.3.
- ◇ Cavanaugh joined the Jets after four seasons as the offensive coordinator and quarterbacks coach at the University of Pittsburgh. In 2007, *The Sporting News* named Cavanaugh the top offensive coordinator in the Big East as Pitt produced their first 1,000-yard rusher in seven years (LeSean McCoy, 1,328 yards). In 2006, Pitt's scoring average of nearly 32 points per game that season was its highest in 25 years.
- ◇ Cavanaugh last coached in the NFL as the offensive coordinator for the Baltimore Ravens (1999-2004), where he was on the same staff as Jets Head Coach Rex Ryan. The Ravens won Super Bowl XXXV after the 2000 season when the offense featured a rushing attack that produced a franchise-record 2,199 yards.
- ◇ He previously served as offensive coordinator for the Bears (1997-98) and quarterbacks coach for the 49ers (1996) and Cardinals (1994-95).
- ◇ Began coaching career at the University of Pittsburgh as tight ends coach in 1993 for Head Coach Johnny Majors.

- for the Giants (XXV) and the 49ers (XIX).
- ◇ Starting quarterback for Pitt's 1976 National Championship, capping the season with an MVP performance in the Sugar Bowl, leading Pittsburgh to a 27-3 victory over Georgia and appearing on the cover of *Sports Illustrated*, 1/10/77.
- ◇ Earned All-America status in 1977 and threw for 3,378 passing yards in his collegiate career.



### OFF THE FIELD

- ◇ Cavanaugh earned his Bachelor's degree from Pitt in administration of justice.
- ◇ Wife, Maria.
- ◇ Three children: Amy, Andrew and Mollie.

### FOOTBALL CAREER:

Years	Team/School	Position
1974-77	Univ. of Pittsburgh	Quarterback (player)
1978-82	New England Patriots	Quarterback (player)
1983-85	San Francisco 49ers	Quarterback (player)
1986-89	Philadelphia Eagles	Quarterback (player)
1990-91	New York Giants	Quarterback (player)
1993	Univ. of Pittsburgh	Tight Ends
1994-95	Arizona Cardinals	Quarterbacks
1996	San Francisco 49ers	Quarterbacks
1997-98	Chicago Bears	Offensive Coordinator
1999-2004	Baltimore Ravens	Offensive Coordinator
2005-08	Univ. of Pittsburgh	Offensive Coordinator/QB
2009-	New York Jets	Quarterbacks



### CAREER HIGHLIGHTS

- ◇ A second-round selection of the Patriots in 1978, he spent five seasons (1978-82) with NE before stints with the 49ers (1983-85), Eagles (1986-89) and Giants (1990-91). Threw for 4,332 yards and 28 touchdowns in his career.
- ◇ Earned two Super Bowl rings as a player, as a backup quarterback



**ASSISTANT STRENGTH AND  
CONDITIONING**  
LAKELAND/GREENFIELD, WI

**EXPERIENCE:**  
NFL: 1ST / JETS: 2ND

**Bryan DERMODY**

**NY Jets Media Guide 2011**

- ◇ Bryan Dermody joined the New York Jets in March 2010 and serving as a coaching intern. He was named the assistant strength and conditioning coach 2/14/11.
- ◇ Spent four seasons (2006-09) as the Assistant Director of Athlete Development for the football team at the University of Louisville.
- ◇ Directed the strength programs for the football, volleyball and track and field teams at Drake University (2006).
- ◇ Served four seasons at Iowa as an assistant strength and conditioning coach (2002-05) and was an intern for the Hawkeyes in the two prior seasons (2000-01).



**CAREER HIGHLIGHTS**

- ◇ A three-year starter at outside linebacker for Lakeland College where he served as team captain his senior season.



**OFF THE FIELD**

- ◇ Graduated from Lakeland College with a degree in Exercise Science in 2001.

- ◇ Earned his Master's degree in kinesiology from the University of Texas, Permian Basin.

**FOOTBALL CAREER:**

Years	Team/School	Position
1984-87	Virginia	DB/QB (player)
1998-2001	Lakeland College	Linebacker (player)
2000-01	University of Iowa	Strength & Conditioning Intern
2002-05	University of Iowa	Asst. Strength & Conditioning Coach
2006	Drake University	Head Strength Coach
2006-09	Univ. of Louisville	Asst. Dir of Athlete Development
2010-	New York Jets	Asst. Strength & Conditioning Coach



**TIGHT ENDS/  
ASSISTANT OFFENSIVE LINE**  
IOWA/BLACKSBURG, VA

**EXPERIENCE:**  
NFL: 17TH / JETS: 6TH

**Mike DEVLIN**



## NY Jets Media Guide 2011



### OFF THE FIELD

- ◇ Wife, Julie; four children: sons Zachary and Matthew, and daughters, Hallie and Carlie.

### FOOTBALL CAREER:

Years	Team/School	Position
1989-92	Iowa	Offensive Line (player)
1993-95	Buffalo Bills	Offensive Line (player)
1996-99	Arizona Cardinals	Offensive Line (player)
2000	Arizona Cardinals	Off. Quality Control
2001-03	Arizona Cardinals	Asst. Offensive Line
2004-05	Toledo	Offensive Line
2006	New York Jets	Tight Ends/Asst. Offensive Line
2007	New York Jets	Offensive Line
2008-	New York Jets	Tight Ends/Asst. Offensive Line



### CAREER HIGHLIGHTS

- ◇ Selected in the fifth round of the 1993 NFL draft by the Buffalo Bills.
- ◇ Played in 101 regular-season games over seven seasons, from 1993-95 with the Bills and from 1996-99 with the Cardinals.
- ◇ Appeared in Super Bowl XXVIII with the Bills.
- ◇ Earned All-America honors at the University of Iowa and was a semifinalist for the Outland Trophy as the nation's top interior lineman in 1992.
- ◇ Named Big Ten Offensive Lineman of the Year in 1992 in addition to being tabbed Big Ten MVP by the *Chicago Tribune*.
- ◇ Earned All-America honors at Cherokee High School in Marlton, NJ, before matriculating to Iowa.



**WIDE RECEIVERS**  
FRESNO STATE/FRESNO, CA

**EXPERIENCE:**  
NFL: 27TH / JETS: 3RD

Henry **ELLARD**



## NY Jets Media Guide 2011

- ◇ Henry Ellard led a unit where three wide receivers caught 40-or-more passes (Braylon Edwards-53, Santonio Holmes-52 and Jerricho Cotchery-41). It is only the third time in Jets history that three wide receivers broke the 40-catch mark in the same season. The last time it was accomplished was 1997.
- ◇ WRs Edwards and Holmes were the only NFL tandem to catch 50-or-more passes and average 14.0-or-more yards per reception in 2010.
- ◇ In Ellard's first season with the Jets, he coached a unit that recorded 64% of the club's receptions. Additionally, he integrated mid-season acquisition, Edwards with starting WR Cotchery. They finished the season with a combined 92 receptions for 1,362 yards and seven of the team's 12 TD receptions. The team's 12.4 yards per catch average ranked third in the AFC behind only SD (13.3) and PIT (12.8).
- ◇ Joined the Jets after eight seasons as an offensive assistant (2001-02) and then the wide receivers coach (2003-08) with the Rams. Under Ellard's tutelage, Torry Holt posted seven-consecutive 1,000-yard seasons and reached 11,000 yards in 131 games, fastest in NFL history. He also coached Isaac Bruce to five seasons with 60-or-more catches and four 1,000-or-more yard seasons.
- ◇ Coached at his alma mater, Fresno State, in 2000.
- ◇ Began his football coaching career an assistant coach at Southern California Christian HS in 1999.



### CAREER HIGHLIGHTS

- ◇ Was a second-round draft choice (32nd overall) of the Los Angeles Rams in 1983.
- ◇ Finished his 16-year NFL career with 814 receptions, 13,777 yards and 65 TD for the Rams, Redskins and Patriots.
- ◇ Tied for 22nd in NFL history in receptions (Keyshawn Johnson) and ninth all-time in receiving yards. His 16.9 yards per-catch average is second in NFL history for all players in the top 20 of receiving yards.
- ◇ Surpassed on the Rams all-time receiving list by two players he coached, Isaac Bruce and Holt.
- ◇ Three-time Pro Bowler who led the NFC in punt return average in 1984 (13.4, 2 TD) and 1985 (13.5).
- ◇ In 1988, he led the NFC in receptions (86) and led the NFL in receiving yards (1,414).
- ◇ Ellard set a then-NCAA record with 1,510 receiving yards (62 receptions, 24.4 yards per catch) in 1982 at Fresno State and won

conference Player of the Year.

- ◇ Still holds FSU record for receiving touchdowns (25 – tied with Bernard Berrian and Charlie Jones), touchdown receptions in a season (15 in 1982), consecutive games with a touchdown catch (8 in 1982) and consecutive games with a reception (34). Fourth in career receiving yards (2,947), all-purpose yards (4,152) and eighth in receptions (138).



### OFF THE FIELD

- ◇ Graduated from Hoover (CA) HS where he competed in both football and track.
- ◇ Wife, Lillian.
- ◇ Daughters: Whitney, Christiana, Alexandria and Adriana.
- ◇ Son: Henry Austin Jr.
- ◇ While with the Rams in 1992, Ellard qualified for the Olympic Trials in the triple jump with a best of 54'3-1/2".
- ◇ An assistant track-and-field coach at Villa Park (CA) HS in 1999-2000.

### FOOTBALL CAREER:

Years	Team/School	Position
1979-82	Fresno State	Wide receiver (player)
1983-93	Los Angeles Rams	Wide receiver (player)
1994-98	Washington Redskins	Wide receiver (player)
1998	New England Patriots	Wide receiver (player)
1999	So. Calif. Christian HS	Assistant Coach
2000	Fresno State	Graduate Assistant
2001-02	St. Louis Rams	Offensive Asst./ Wide Receivers
2003-08	St. Louis Rams	Wide Receivers
2009-	New York Jets	Wide Receivers



**HEAD STRENGTH &  
CONDITIONING**  
SPRINGFIELD COLLEGE/OXFORD, CT

**EXPERIENCE:**  
NFL: 8TH / JETS: 1ST

**Bill HUGHAN**

## NY Jets Media Guide 2011

- ◇ Bill Hughan joins the Jets after three seasons with the Atlanta Falcons as Assistant Strength and Conditioning Coach, where he worked closely with Director of Athletic Performance Jeff Fish.
- ◇ Prior to joining the Falcons, Hughan worked as the Assistant Strength and Conditioning Coach with the Oakland Raiders under Fish from 2004-07.
- ◇ Hughan also served under Fish at the University of Missouri from 2001-03 where he assisted in guiding more than 500 Missouri student athletes.
- ◇ Began his coaching career at Yale University as an assistant from 1997-98. He then served as a graduate assistant at Columbia University for two years (1999-2000) and in between the season during the summer, worked with the Omaha Royals, the AAA affiliate of the Kansas City Royals.

- ◇ Earned a graduate degree in Applied Physiology at Columbia University.

### FOOTBALL CAREER:

Years	Team/School	Position
1997-98	Yale	Assistant
1999-00	Columbia	Graduate Assistant
2001-03	Missouri	Asst. Strength & Cond.
2004-07	Oakland Raiders	Asst. Strength & Cond.
2008-10	Atlanta Falcons	Asst. Strength & Cond.
2011-	New York Jets	Head Strength & Cond.

**NY**

### OFF THE FIELD

- ◇ A native of Oxford, Connecticut, Hughan attended Springfield College in Massachusetts where he played hockey and earned an undergraduate degree in Exercise Science.



Ben **KOTWICA**

**ASSISTANT SPECIAL TEAMS**  
UNITED STATES MILITARY ACADEMY/  
TINLEY PARK, IL

**EXPERIENCE:**  
NFL: 5TH / JETS: 5TH

## NY Jets Media Guide 2011

- ◇ Ben Kotwica was promoted to assistant special teams coach in 2009 after two seasons as a quality control coach on defense and special teams.
- ◇ In his current role, Kotwica works closely with special teams coordinator Mike Westhoff. Since 2007, when Kotwica began learning under Westhoff, the Jets special teams units have returned seven kickoffs for touchdowns. They are the most touchdowns scored on special teams in the NFL during that time span.
- ◇ Joined the Jets after two seasons as the defensive coordinator at the U.S. Military Academy Preparatory School, in Monmouth, NJ.



### CAREER HIGHLIGHTS

- ◇ Three-year starter at linebacker and captain of the winningest team in Army history, leading the Black Knights to a 10-2 record and the Commander-in-Chief's Trophy in 1996, while playing for current Jets defensive coordinator Bob Sutton. He was 4-0 vs. Navy.



### OFF THE FIELD

- ◇ Kotwica was a decorated officer who spent seven years in the Army after graduating from West Point.
- ◇ Awards included the Army Achievement Medal, the Army Commendation Medal, the Meritorious Service Medal and the Bronze Star.
- ◇ Wife, Christina; three children: daughter, Analyssa, sons, Christian and Brayden.
- ◇ Systems Engineer major who made Dean's List.
- ◇ Commissioned as a 2nd Lieutenant in the Aviation Branch of the Army and was selected to fly the AH-64 Apache Longbow, the world's best attack helicopter.
- ◇ An Attack Helicopter Platoon Leader in support of the 82nd Airborne Division from 1998-2001, where he was responsible for the health and welfare of 20 soldiers.

- ◇ In 2000, deployed to Bosnia-Herzegovina for eight months before returning to the states to attend the Aviation Captain Career course. He completed the course in the top 10 percent of his class.
- ◇ In 2002, returned overseas to Camp Page, Korea where he served as the Military Intelligence Officer for six months.
- ◇ In early 2003, he was selected to serve as the Battalion Executive Officer for a unit comprised of more than 300 soldiers, 24 attack helicopters and more than \$400 million worth of equipment.
- ◇ In January 2004, briefly returned to Fort Hood, Texas to serve as the Training Officer for the 1st Calvary Division.
- ◇ Two months later, deployed to Iraq in support of Operation Iraqi Freedom II, serving as a Combat Attack Helicopter Commander and flying more than 1,000 combat hours in support of five maneuver Brigades within the 1st Calvary Division.
- ◇ Missions included convoy security operations; VIP escorts for former President Bush, former Secretary of Defense Donald Rumsfeld and former Secretary of State Condoleezza Rice; search and destroy missions to suppress insurgent activities.
- ◇ In March 2005, returned to Fort Hood, where he decided to depart the military with more than seven years of meritorious service.

### FOOTBALL CAREER:

Years	Team/School	Position
1993-96	Army	Linebacker (player)
2005-06	USMA Prep School	Defensive Coordinator
2007-08	New York Jets	Quality Control/Def., Special Teams
2009-	New York Jets	Assistant Special Teams





**RUNNING BACKS**  
TEXAS TECH/CELINA, TX

**EXPERIENCE:**  
NFL: 19TH / JETS: 3RD

**Anthony LYNN**



## NY Jets Media Guide 2011

- ◇ Anthony Lynn again used his expertise of the running game to coach a group of running backs in 2010 that helped the Jets finish fourth in the NFL in rushing with 2,374 yards.
- ◇ Lynn's 2010 group was led by LaDainian Tomlinson (219-914-6) and Shonn Greene (185-766-2). It marked the second time in club history that two runners finished with more than 750 rushing yards in the same season. The only other season the Jets accomplished this was in 1979 when Clark Gaines recorded 905 yards and Scott Dierking finished with 767 yards.
- ◇ With his knowledge of zone-blocking schemes, coach Lynn helped the Jets switch running schemes in 2009. The change helped the Jets average a league-leading 172.3 rushing yards per game. Under the direction of Lynn, Thomas Jones recorded the best statistical season of his career, with 1,402 yards and 14 TD on 331 carries. His 14 TD set a Jets single-season record. He also directed Shonn Greene to an NFL postseason leading 304 yards and 2 touchdowns on 54 carries. Greene also recorded the two longest runs in Jets postseason history (53 yards and 39 yards), both touchdowns.
- ◇ Lynn came to the Jets after spending the previous six years as a running backs coach with the Browns (2007-08), Cowboys (2005-06) and Jaguars (2003-04).
- ◇ In Cleveland, worked with Jamal Lewis and helped him produce back-to-back 1,000 yard seasons. In 2007, Lewis rushed for 1,304 yards despite only playing in 14 games.
- ◇ At Dallas, he oversaw the emergence of Julius Jones and Marion Barber III. At Jacksonville, Fred Taylor recorded two of the top four rushing seasons in Jaguars history.
- ◇ Began his coaching career with the Broncos as an offensive assistant and assistant special teams coach (2000-02).

with the Broncos as an H-back, winning back-to-back Super Bowl championships (XXXII, XXXIII).

- ◇ Ran for 1,911 yards and 17 touchdowns on 481 carries at Texas Tech. Earned All-SWC honors.

**NY**

### OFF THE FIELD

- ◇ Played high school football at Celina HS in Texas. The school has produced more wins than any other program in Texas.
- ◇ Two children: D'Anton (20 – a cornerback at Penn State), and daughter, Danielle (16).
- ◇ Wife, Stacey Bell Lynn, is a Fox News anchor in Cleveland, OH.

### FOOTBALL CAREER:

Years	Team/School	Position
1988-91	Texas Tech	Running Back (player)
1993, 97-99	Denver Broncos	Running Back (player)
1995-96	San Francisco 49ers	Running Back (player)
2000-02	Denver Broncos	Offensive Asst./Asst. Special Teams
2003-04	Jacksonville Jaguars	Running Backs/Asst. Special Teams
2005-06	Dallas Cowboys	Running Backs
2007-08	Cleveland Browns	Running Backs
2009-	New York Jets	Running Backs

**NY**

### CAREER HIGHLIGHTS

- ◇ Made the 1993 Broncos roster and saw action in 13 games but spent 1994 on IR after breaking his leg.
- ◇ Spent the 1995-96 seasons with the 49ers before three seasons



## ASSISTANT DEFENSIVE BACKS TOWSON/PHILADELPHIA, PA

**EXPERIENCE:**  
NFL: 3RD / JETS: 3RD

**Jim O'NEIL**

## NY Jets Media Guide 2011

- ◇ Entering his third season on the Jets staff, the last two as Assistant Defensive Backs Coach, Jim O'Neil works closely with Defensive Coordinator Mike Pettine and Defensive Backs Coach Dennis Thurman.
- ◇ Prior to joining the Jets, he spent three seasons serving as recruiting coordinator and safeties coach at Eastern Michigan.
- ◇ In 2005, he was the defensive coordinator/defensive backs coach at Towson University.
- ◇ In 2003-04, he was a graduate assistant at Northwestern, where he worked with the defensive backs.
- ◇ Assistant offensive line coach at the University of Pennsylvania, which won the 2002 Ivy League title. Prior to his time with the Quakers, he was an assistant offensive line/tight ends coach at Albany.



### CAREER HIGHLIGHTS

- ◇ He was a three-year starter as a defensive end at Towson, where he was a captain in 2000.
- ◇ Played at Central Bucks West HS (PA) where Jets defensive coordinator Mike Pettine, Jr. was an assistant coach for legendary coach Mike Pettine, Sr.
- ◇ Two-way lineman and senior captain who helped the Bucks go 31-4 and win three consecutive Suburban One League National Conference championships from 1994 to 1996.



### OFF THE FIELD

- ◇ Born in Philadelphia, PA.
- ◇ Earned his Bachelor's degree in Sports Management from Towson University, his Master of Art's degree in Liberal Studies from Northwestern University and his Master of Science degree in Education from SUNY Albany.
- ◇ Wife, Stacy; son, Danny and daughter, Riley.

### FOOTBALL CAREER:

Years	Team/School	Position
1997-2000	Towson University	Defensive End (player)
2001	SUNY Albany	Assistant OL/Tight Ends
2002	Pennsylvania	Assistant Off. Line
2003-04	Northwestern	Grad. Asst./Def. Backs
2005	Towson University	Defensive Coordinator
2006-08	Eastern Michigan	Recruiting Coord./Safeties
2009	New York Jets	Quality Control/Defense
2010-	New York Jets	Asst. Defensive Backs





**QUALITY CONTROL/DEFENSE**  
MASSACHUSETTS/WILMINGTON, DE

**EXPERIENCE:**  
NFL: 3rd / JETS: 5th

**BRIAN SMITH**



**NY Jets Media Guide 2011**

- ◇ Brian Smith currently serves as the Quality Control/Defense coach, where he works closely with defensive coordinator Mike Pettine
- ◇ Smith originally joined the Jets in 2007 as a Quality Control/Offense Coach after seven seasons with the University of Massachusetts, where he was an Assistant Coach for three years...He coached the wide receivers his last two seasons at UMASS after working with the linebackers in 2004.



### **CAREER HIGHLIGHTS**

- ◇ Smith was a three-year starter for the Minutemen as a strong safety and cornerback from 1997-2000, totaling 214 career solo tackles, 306 total tackles, 23 tackles for loss, 23 pass breakups and eight interceptions...Team captain and All-Atlantic 10, All-New England and All-ECAC as a senior...Three-time Academic All-Atlantic 10 and Academic All-District selection, while being named to the Division I-AA Athletic Directors Academic All-Star team twice...Smith was a starter on 1998 team which won the national championship.



### **OFF THE FIELD**

- ◇ A native of Wilmington, DE, Smith graduated cum laude from UMass in 2001 with a Bachelor's Degree in Accounting.

### **FOOTBALL CAREER:**

Years	Team/School	Position
1997-2000	Massachusetts	Defensive Back
2004	Massachusetts	Linebackers
2005-06	Massachusetts	Wide Receivers
2007-08	New York Jets	Quality Control/Offense
2009-10	New York Jets	Intern - Defense
2011-	New York Jets	Quality Control/Defense



**SENIOR DEFENSIVE ASSISTANT/  
LINEBACKERS**  
EASTERN MICHIGAN/YPSILANTI, MI

**EXPERIENCE:**  
NFL: 12TH / JETS: 12TH

**Bob SUTTON**



**NY Jets Media Guide 2011**

- ◇ Bob Sutton's 12 seasons as a Jets assistant are both the most consecutive and most in team history. The only coach that has spent more time with the club is Walt Michaels. Michaels served as an assistant for 10 consecutive seasons, before leaving the team for three seasons and returning to serve as an assistant for one and the head coach for six.
- ◇ With the help of Sutton's unit, the Jets defense finished third overall in total yards allowed (291.5) and rushing yards allowed (90.9).
- ◇ In 2009, Sutton's unit served as the foundation to a Jets defense that ranked first in defense, leading the NFL in seven categories... David Harris (142 tackles, 5.5 sacks and 2 INT) and Calvin Pace (67 tackles, 8 sacks, 3 FF) recorded their best statistical seasons under his tutelage.
- ◇ Sutton's 2008 unit was ranked near the top of the NFL in rushing defense (94.9) and yards per rush allowed (3.7), the Jets best statistical showing since 1993. The five defensive touchdowns scored were a Jets franchise record. Defense registered 41 sacks, seventh in NFL, while their 30 takeaways were tied for fifth in the NFL.
- ◇ In 2005, coached LB Jonathan Vilma to his first Pro Bowl appearance after he finished with an NFL-leading 187 tackles... Vilma became only the third Jet in club history to be voted *Associated Press* NFL Defensive Rookie of the Year after finishing the 2004 season with 118 tackles, two sacks, three pressures and three interceptions.
- ◇ In 2004, fielded three new full-time starting linebackers (Eric Barton, Victor Hobson and Vilma) who combined for 297 tackles, 4.5 sacks, nine passes defended and five interceptions. The Jets defense finished fourth in the NFL in fewest points allowed with 261 and fifth against the run, holding opponents to 97.9 rushing yards per game.
- ◇ In 2001, the Jets were the only team to place three linebackers in the NFL's Top 25 in tackles, with all three starters over 100 tackles. In his first year with the Jets in 2000, he oversaw a Jets 3-4 defense under Al Groh which was led by Marvin Jones' 135 tackles and Mo Lewis' 88 tackles and team-high 10 sacks, which earned Lewis his third-consecutive Pro Bowl appearance.
- ◇ Spent nine years as the head coach at Army (1991-99) and achieved remarkable success, including guiding the Cadets to just their fourth bowl appearance. Nine seasons at Army placed him second in tenure at Army, trailing only legendary Earl "Red" Blaik, who guided the Cadets for 18 seasons. Finished his Army career with a mark of 44-54-1.
- ◇ Rattled off 11 straight victories from 1995-96, the longest winning streak at the school in five decades. Finished as the nation's top-ranked rushing offense in 1993, '96 and '98, and only once in those years did the Cadets not finish in the top five rushing attacks in the country.
- ◇ In 1996, the Cadets posted one of their finest seasons in history,

notching an Army-record 10 victories and earning a spot in the Independence Bowl. His offense set a school record for total offense in a single season, while the defense, led by current Jets assistant special teams coach, Ben Kotwica, was ranked ninth in total defense and sixth in rushing defense. Sutton became the first Army coach to defeat Navy five straight times (1992-96).

- ◇ The 1996 Army team won the Commander-In-Chief's Trophy. His efforts were recognized as he won the Bobby Dodd Coach of the Year Award, making him the first Army coach since Tom Cahill in 1966 to earn the award. One of six finalists for the Bear Bryant Coach of the Year Award, he was named the Metropolitan Football Writers Division I Coach of the Year and the GTE Regional Coach of the Year by the AFCA. The Cadets finished the season ranked in the top 25 for the first time since 1985.
- ◇ Served as the running backs coach at North Carolina State under Monte Kiffin in 1982. Two tours at Western Michigan under Elliott Uzelac (1980-81 and 1975-76), serving first as defensive coordinator and later as offensive coordinator. Defensive coordinator and linebackers coach at Illinois (1977-79) under Gary Moeller. In 1974, he was the linebackers coach at Syracuse for Frank Maloney. In 1972-73 Sutton had his first coaching job as a graduate assistant at Michigan for Bo Schembechler.



**OFF THE FIELD**

- ◇ Wife, Debbie; son, Andrew, daughter, Sarah and granddaughters, Molly and Marissa.
- ◇ Earned Physical Education degree from Eastern Michigan.

**FOOTBALL CAREER:**

Years	Team/School	Position
1972-73	Michigan	Graduate Asst./LB/DB
1974	Syracuse	Linebackers
1975-76	Western Michigan	Def. Coord./Linebackers
1977-79	Illinois	Def. Coord./Linebackers
1980-81	Western Michigan	Off. Coord./QB/WR
1982	North Carolina State	Running Backs
1983-90	Army	Defensive Coordinator
1991-99	Army	Head Coach
2000-05	New York Jets	Linebackers
2006-08	New York Jets	Defensive Coordinator
2009-	New York Jets	Sr. Defensive Asst./Linebackers





**QUALITY CONTROL/OFFENSE**  
ALABAMA/MOBILE, AL

**EXPERIENCE:**  
NFL: 1ST / JETS: 2ND

Lance **TAYLOR**

## NY Jets Media Guide 2011

- ◇ Lance Taylor is entering his second season with the New York Jets, his first as the club's Quality Control/Offense.
- ◇ Prior to joining the club, Taylor spent a season at Appalachian State where he served as the wide receiver coach. In his one season with the Mountaineers, the team finished 11-3, won the Southern Conference title and earned a NCAA Division I Football Championship appearance where they advanced to the national semifinals.
- ◇ Under Taylor's tutelage, the Mountaineers receivers set a school record with 284 receptions for 3,621 yards.
- ◇ Taylor began his coaching career as a graduate assistant at his alma mater, the University of Alabama.

**NY**

### CAREER HIGHLIGHTS

- ◇ Walked on at the University of Alabama before earning a scholarship.
- ◇ Played in 38 consecutive games for the Crimson Tide and was named team captain as a senior in 2003.

**NY**

### OFF THE FIELD

- ◇ Father, James Taylor, won a National Championship as a sophomore running back in 1973 for Bear Bryant's Alabama Tide. James was a teammate of former Jets quarterback Richard Todd while at

Alabama.

- ◇ Mother is Susan Taylor.
- ◇ Taylor has a sister, Maria, and two brothers, Jamie and Josh.
- ◇ Raised in Mt. Vernon, Alabama near his ancestors tribal home the MOWA Choctaw Reservation
- ◇ Earned the Charlie Compton award while at Alabama. The award goes to the player that displays the most Christian attitude, on-and-off-the-field.
- ◇ Graduated from the University of Alabama in 2003 with a degree in business management.

## FOOTBALL CAREER:

Years	Team/School	Position
2000-03	Univ. of Alabama	Wide Receiver (player)
2007-08	Univ. of Alabama	Graduate Assistant
2009	Appalachian State	Wide Receivers
2010	New York Jets	Coaching Intern
2011	New York Jets	Quality Control/Offense



## DEFENSIVE BACKS

SOUTHERN CALIFORNIA/LOS ANGELES, CA

## EXPERIENCE:

NFL: 20TH / JETS: 3RD

# Dennis THURMAN

## NY Jets Media Guide 2011

- ◇ In 2010, with players in his unit missing a total of 17 regular season games, Dennis Thurman coached a group that help the Jets defense finish six overall in passing yards allowed a game (200.6). Thurman welcomed two new full-time starters in 2010, CB Antonio Cromartie and S Brodney Pool. Cromartie finished tied for the team lead with three INTs, tied his career-high with 18 PDs and recorded the second most tackles (42) in a season during his career. Pool finished fourth on the team with 63 tackles. He also recorded an interception, 10 PDs, a FF and a FR.
- ◇ CB Drew Coleman enjoyed the best season of his career under Thurman's direction. In 2010, Coleman recorded career highs in tackles (34), sacks (4) and forced fumbles (4). He also recorded an INT and five PD on the season.
- ◇ In 2009, Thurman led a secondary that allowed an NFL-best 153.7 yards passing a game and helped the Jets defense finish first in both yards and points allowed in 2009. Thurman coached CB Darrelle Revis to a season referred to by Head Coach Rex Ryan as "...the best year a corner has ever had (and) the most impact a corner has ever had in the National Football League." In 2009, Revis recorded six INT, 72 tackles and 34 PD. Also, excelling under the instruction of Thurman was S Jim Leonhard. In his first season as a full-time starter, Leonhard recorded career-highs in tackles (95), sacks (2.5), PD (7) and FF (1).
- ◇ Spent six years coaching the Ravens defense (2002-07), four as secondary coach, two as defensive assistant alongside Head Coach Rex Ryan. The Ravens led the NFL with 126 interceptions and 18 interception returns for touchdowns while he was coaching Ed Reed (34 INT, 2002-07), Chris McAlister, Samari Rolle and Deion Sanders, among others.
- ◇ Before coming back to the NFL, he coached the defensive backs at his alma mater, USC, for eight years (1993-2000).
- ◇ Coached defensive backs for the Cardinals (1988-89).

- ◇ Recorded 36 career interceptions (four for touchdowns) and played in Super Bowl XIII for the Cowboys in 1979.
- ◇ A two-time All-American safety at USC who was part of teams that won four bowl games and the 1974 National Championship. That season he patrolled a defensive backfield that also featured future Hall of Famer Ronnie Lott. Recorded 13 interceptions, returning two for scores.
- ◇ Played quarterback and defensive back at Santa Monica (CA) HS on three CIF Division I championship teams that combined to go 39-1-1.



## OFF THE FIELD

- ◇ Graduated from USC in 1978.
- ◇ Thurman has two daughters, Chelsea and Jade, and a grandson, Laedan Tyler.

## FOOTBALL CAREER:

Years	Team/School	Position
1974-77	USC	Defensive Back (player)
1978-85	Dallas Cowboys	Defensive Back (player)
1986	St. Louis Cardinals	Defensive Back (player)
1988-89	Phoenix Cardinals	Defensive Backs
1992	Ohio Glory (WLAFL)	Defensive Coordinator
1993-2000	USC	Defensive Backs
2002-03	Baltimore Ravens	Defensive Assistant
2004-07	Baltimore Ravens	Secondary
2009-	New York Jets	Defensive Backs



## CAREER HIGHLIGHTS

- ◇ Selected in the 11th round of the 1978 NFL Draft by the Cowboys.
- ◇ Played nine years in the NFL as a cornerback and safety, eight with the Cowboys and one with the Cardinals.





Jeff **WEEKS**

**ASSISTANT DEFENSIVE LINE**  
NW OKLAHOMA STATE/BARTLESVILLE, OK

**EXPERIENCE:**  
NFL: 4TH / JETS: 3RD

NY Jets Media Guide 2011

- ◇ Weeks enters his third season with the Jets and second as the outside linebackers coach. In his role he assists Bob Sutton with the specific task of tutoring the outside linebackers on their assignments and techniques. In 2010, Weeks helped LB Bryan Thomas finish with his second-highest single-season sack total (6).
- ◇ Came to the Jets after a year as a defensive assistant with the Raiders under then-Oakland Defensive Coordinator Rob Ryan, Rex Ryan's twin brother.
- ◇ Coached with Rex Ryan in college at Morehead State (1990-91) and at Oklahoma (1998).
- ◇ Also coached collegiately at Texas A&M-Kingsville (2006), Southeastern Oklahoma State (2005), Trinity Valley (Texas) CC (2001-04), Fort Scott (Kansas) CC (2000), Glendale (Arizona) CC (1997) and Phoenix (Arizona) CC (1996).

**NY**

### CAREER HIGHLIGHTS

- ◇ Attended training camp in 1986 as a wide receiver with the Philadelphia Eagles under Head Coach Buddy Ryan.
- ◇ College roommate and teammate of Rex and Rob Ryan at Southwest Oklahoma State before transferring and graduating from Northwest Oklahoma State. All-Oklahoma wide receiver in 1982 at SW Oklahoma State and in 1985 at NW Oklahoma State.
- ◇ All-state receiver at College HS in Bartlesville, OK.

**NY**

### OFF THE FIELD

- ◇ Bachelor's degree in health, physical education and recreation from Northwest Oklahoma State.
- ◇ Master's degree in physical education and recreation from Morehead State.
- ◇ One son, Jeffery.

## FOOTBALL CAREER:

Years	Team/School	Position
1981-84	SW Oklahoma State	Wide Receiver (player)
1985	NW Oklahoma State	Wide Receiver (player)
1987-88	Western Kentucky	Wide Receivers Coach
1988-89	Bartlesville (OK) HS	Assistant Coach
1990-91	Morehead State	Wide Receivers/ Special Teams
1992-95	Ellinwood (KS) HS	Head Football Coach
1996	Phoenix CC	Defensive Coordinator
1997	Glendale (AZ) CC	Assistant Coach
1999	University of Oklahoma	Quality Control/ Defense
2000	Fort Scott (KS) CC	Defensive Coordinator
2001-04	Trinity Valley (TX) CC	Defensive Coordinator
2005	SE Oklahoma State	Linebackers/ Special Teams
2006	Texas A&M-Kingsville	Linebackers/DB/ Special Teams
2007	Tuloso-Midway (TX) HS	Defensive Coord./ Special Teams
2008	Oakland Raiders	Defensive Assistant
2009	New York Jets	Defensive Assistant
2010-	New York Jets	Outside Linebackers

# ***STAFF***



NEW YORK JETS





Tracy **BELMEAR**

**DIRECTOR, CORPORATE MARKETING  
& BUSINESS DEVELOPMENT**

**EXPERIENCE:**

NFL: 10TH / JETS: 10TH

**NY Jets Media Guide 2011**

**T**racy Belmear is entering his 10th season with the Jets. He is responsible for the packaging and sales of corporate sponsorships for the team. Before coming to the Jets, he also worked with the Detroit Pistons, New Jersey Nets, and Time Warner Entertainment and served

as the director of corporate sales for Sports Facilities Marketing Group based in Cleveland. A graduate of West Virginia University, Belmear has two children, Julien and Gisela.



**SENIOR DIRECTOR, CORPORATE  
MARKETING & BUSINESS DEVELOPMENT**

**EXPERIENCE:**  
NFL: 10TH / JETS: 10TH

**Bob BRENNFLECK**

**NY Jets Media Guide 2011**

**B**ob Brennfleck is entering his tenth season with the Jets. He is responsible for managing the team's radio and television broadcast sales efforts and is charged with expanding revenues in several key corporate categories. Prior to coming to the Jets, Brennfleck served as the senior vice president of business operations and chief marketing

officer for the New York Islanders. He earned a bachelor's degree from the University of Richmond and also has a master's degree in sport management. Brennfleck and his wife Karen reside in Mountain Lakes, NJ and have three sons: Ryan, Andrew, and Justin.



**DIRECTOR,  
FINANCE**

**EXPERIENCE:**  
NFL: 2ND / JETS: 2ND

**Elaine CHEN**



## NY Jets Media Guide 2011

**E**laine Chen is entering her second season with the Jets as the director of finance, overseeing the finance and accounting department with a focus on team operations and sales and marketing.

Prior to joining the Jets, Chen spent four years as the Controller at Bliss World, a multi-channel spa and retail product company. She has also worked as a senior internal auditor at Estee Lauder, a financial analyst for HBO Sports, and began her career as an auditor at PricewaterhouseCoopers.

Chen is a graduate of NYU Stern School of Business and holds her CPA license from the state of New York. Born in Glen Ridge, NJ, Chen spent the latter part of her childhood growing up in Taipei, Taiwan, where her family still resides today. Chen and her husband, had their daughter, Kylie, in 2009.



## DIRECTOR, CORPORATE COMMUNICATIONS

**EXPERIENCE:**  
NFL: 10TH / JETS: 10TH

# Jessica **CICCONE**

### NY Jets Media Guide 2011

**J**essica Ciccone is entering her 10th season with the Jets and third as Director, Corporate Communications. In her current capacity, Ciccone is responsible for all public affairs matters that pertain to the business operations of the Jets, including media rollouts of new partnerships and Jets initiatives, season ticket holder communications and new stadium media opportunities. She also manages external public relations agencies, Woody Johnson's media appearances and oversees the team's social networking efforts. Ciccone was senior manager, marketing and corporate communications and manager,

business operations for three seasons, respectively, after joining the team in 2002.

Ciccone received an undergraduate degree from Georgetown University, where she double majored in history and government. She received her MBA from the Fordham University Graduate School of Business with a dual concentration in marketing and management. Ciccone was born and raised in Manhattan, NY and resides in New Jersey with her husband, Matthew.



**SENIOR COUNSEL,  
BUSINESS & LEGAL AFFAIRS**

**EXPERIENCE:**  
NFL: 10TH / JETS: 10TH

**Hymie ELHAI**



**NY Jets Media Guide 2011**

After beginning his career with the Jets as a JetsFest intern at the 2000 training camp, Hymie Elhai is entering his 10th year with the Jets. Elhai was hired full time in 2002 as the manager of legal affairs and business development. He was promoted to associate counsel and director of legal affairs in February 2007 and to senior counsel, business and legal affairs in 2009. Elhai is responsible for team sponsorship, licensing, event, new media, production and broadcasting agreements, while also ensuring team compliance

with NFL regulations and policies related to corporate sponsorship, licensing and advising on relevant corporate legal issues. He also has been involved in strategic planning for the New Meadowlands Stadium and the Atlantic Health Jets Training Center. A graduate of the Rutgers University School of Law-Newark and The Johns Hopkins University, where he played football and baseball, Elhai resides in Hoboken, NJ



## SENIOR DIRECTOR, NEW BUSINESS DEVELOPMENT

### EXPERIENCE:

NFL: 13TH / JETS: 9TH

# Jeff FERNANDEZ

## NY Jets Media Guide 2011

**J**eff Fernandez is entering his ninth season with the Jets. He is responsible for driving club revenue from emerging and innovative projects, using both traditional and new media sponsorship channels. Fernandez previously served in the NFL as director of marketing partnerships for the Buffalo Bills from 1999-2001. At Huizenga Sports & Entertainment Group in Ft. Lauderdale, FL, from 1995-99, he sold sponsorships for the Miami Dolphins, Florida Panthers, Florida Marlins and SportsChannel Florida. Fernandez also served as vice president of

marketing partnerships for Indianapolis Motor Speedway and the Indy 500 from 2001-03. He has a bachelor's degree in economics/applied mathematics from Brown University and earned a master's degree in education and sports administration from University of Miami. Fernandez and his wife, Tracy, have a son, Matthew, and a daughter, Ciaran.



**DIRECTOR,  
CONSUMER SALES & SERVICES**

**EXPERIENCE:**  
NFL: 3RD / JETS: 3RD

Larry **FITZPATRICK**

**NY Jets Media Guide 2011**

**L**arry Fitzpatrick is entering his third season in the NFL and third with the Jets as Director, Consumer Sales and Service. Fitzpatrick joined the Jets in January 2009 as Manager, Consumer Sales and Service, part of the sales and service team tasked with transitioning season ticket holders into the New Meadowlands Stadium. Promoted to his current capacity in September 2009, Fitzpatrick manages the new stadium sales and service teams.

Prior to joining the Jets, Fitzpatrick was vice president of ticket sales and service for the New York Islanders Hockey Club. He was with the Islanders for 10 seasons. Fitzpatrick graduated from Providence College in 1992 with a degree in Business Management. He is originally from North Merrick, NY.



## DIRECTOR, EQUIPMENT

**EXPERIENCE:**  
NFL: 18TH / JETS: 17TH

# Gus GRANNEMAN



## NY Jets Media Guide 2011

**G**us Granneman is entering his 18th season with the Jets and his sixth as the head equipment manager (third as director, equipment) for the New York Jets. He served as the assistant manager of equipment for five seasons prior to 2006, when he was named the equipment manager. In his current role, Granneman is responsible for the day-to-day operation of the equipment department, including the ordering, purchasing, issuing and maintenance of all uniforms and footwear, players' protective equipment, coaches' and support staff apparel, as well as ordering and maintaining all field equipment and directing its transportation to and from all home and away games. He also oversees the maintenance and upkeep of the locker rooms and equipment in addition to all sideline communications.

Granneman is assisted by Vito Contento, Jim Gallione, and Brendan Burger. Contento, in his ninth year with the Jets, is a graduate of Western Kentucky and spent three seasons as an intern for the Kansas City Chiefs and three seasons in NFL Europe. Gallione, in his fifth year

with the Jets, is a graduate of William Paterson University and worked as an equipment intern for the Jets in 2005 before stints at Fordham University and Columbia University as the equipment manager. Burger, in his fourth year with the Jets, is a graduate of Springfield College and worked as the equipment intern for the Jets for two years before moving into his current position in 2010. Granneman was a part of the AFC equipment staff at the 1999 Pro Bowl and also served as the equipment manager for the Barcelona Dragons (1995-97) under head coach Jack Bicknell. Prior to joining the Jets, Granneman served as a seasonal intern in the Chiefs' equipment department (1993). He graduated from Indiana with a degree in kinesiology in 1992. While attending Indiana, he served as an assistant football coach at Bloomington North HS. He attended Marshall HS in his hometown of Marshall, MO with Darin Kerns (Florida State University equipment manager), and Brad Berlin (Washington Redskins' equipment manager).



## SENIOR DIRECTOR, OPERATIONS

### EXPERIENCE:

NFL: 22ND / JETS: 22ND

# Clay HAMPTON



## NY Jets Media Guide 2011

Clay Hampton is entering his 22nd season with the Jets and sixth season as senior director of operations. Hampton spent his first 16 years with the Jets in the equipment department, where he succeeded his father, Bill, as equipment manager in 2001 upon his dad's retirement after 37 years in the NFL. His first job with the Jets was as a ballboy on game day in 1983 at Shea Stadium.

Hampton is directly assisted by Aaron Degerness and Rich Bedell. Degerness originally joined the Jets in August 2006 as an intern in the Equipment Department and was promoted to his current position of operations manager in March 2008. Bedell was promoted to operations manager in March 2008. A 2001 graduate of Hofstra University, Bedell previously served five years as the team receptionist.

Hampton is responsible for overseeing the team's vast operational system, which includes team operations, equipment and grounds department.

In addition to the day-to-day operations of the team, including coordinating training camp at SUNY Cortland, Hampton and his staff coordinate the team's travel, lodging, and dining, as well as visiting teams' arrival procedures at New Meadowlands Stadium. Hampton also serves as the main football operations liaison between the team and New Meadowlands Stadium. Hampton's brother, Drew, serves as the equipment manager with the Jacksonville Jaguars. Hampton and his wife, Kelly, have one son, Bryce.



## SENIOR DIRECTOR, TICKET OPERATIONS

### EXPERIENCE:

NFL: 4TH / JETS: 4TH

# Jeff HECKER



## NY Jets Media Guide 2011

**J**eff Hecker is entering his fourth season with the Jets after joining the team in 2008 as the team's senior director of ticket operations. He oversees all aspects of ticket operations for the Jets' organization. Prior to joining the Jets, Hecker spent nine years with Ticketmaster, the last four as the general manager for Ticketmaster-Tri-State Region.

A graduate of State University of New York at Albany, Hecker and his wife Kathy reside in West Orange, NJ, with their twin daughters, Erin and Samantha.



## DIRECTOR, FIELDS & GROUNDS

### EXPERIENCE:

NFL: 7TH / JETS: 6TH

# Blake HOERR

## NY Jets Media Guide 2011

**B**lake Hoerr begins his sixth season with the Jets, responsible for developing and managing all maintenance programs pertaining to the athletic fields and grounds at the Atlantic Health Jets Training Center in Florham Park and Jets' training camp in Cortland, NY.

Hoerr was a key cog in the Jets seamless transition in 2008 from Hofstra to the Atlantic Health Jets Training Center, overseeing the Hofstra fields during 2008 training camp while making multiple visits each week to ensure the five AHJTC fields, three grass and two turf, were ready for the Jets' 2008 season. Hoerr also worked with the staff to identify proper position areas for each coach.

Before each home game, Hoerr walks the turf at New Meadowlands Stadium to address any issues before the Jets take the field. In preparation for the 2009 training camp, Hoerr and his staff oversaw the preparation of the SUNY Cortland playing surfaces while maintaining the fields at the AHJTC.

Assisting Hoerr are Matt Henn and Jonah Snyder. Henn joined the Jets from South Seas Island Resort on Captiva Island, where he was superintendent, 2007-08. A graduate from the University of South Florida/Daytona Beach in 2003, Henn was an assistant groundskeeper

for the Toledo Mud Hens Triple-A baseball team in 2005-06, when they were awarded Field of the Year, as well as an intern for the Milwaukee Brewers 2003. Snyder graduated from Purdue in 2008 where he assisted Al Capitos, former head groundskeeper to the Baltimore Orioles. He also interned with the San Francisco Giants in 2006-07, where he assisted in preparation for the 2007 All-Star Game.

Before coming to the Jets, Hoerr spent one season as an assistant with the Baltimore Ravens. Before entering the NFL, Hoerr spent three years working on the grounds at Washington National Cathedral, which included working with the Secret Service on President Ronald Reagan's funeral. He also spent three years with the Baltimore Orioles and one season with the Seattle Mariners, where he helped open Safeco Field in 1999.

He wrestled for two years at Indiana and two years at Illinois, and he graduated from Illinois with a bachelor's degree in turfgrass management. Hoerr hails from Morton, IL, where he was one of eight children. Hoerr is married to his wife, Ashley.



**DIRECTOR,  
BUILDING OPERATIONS**

**EXPERIENCE:**

NFL: 4TH / JETS: 4TH

Mike **LEBET**



**NY Jets Media Guide 2011**

**M**ike Lebet, entering his fourth season with the Jets, is responsible for all facility maintenance, utility infrastructure, green energy initiatives, building efficiency improvements, third-party contractor services and construction projects for the Atlantic Health Jets Training Center. Prior to joining the Jets, Mike spent more than 15 years holding similar positions in the food manufacturing industry, covering consumer staples from mayonnaise to chewing gum and candy. Lebet

holds a bachelor's degree in engineering from Rutgers University and a master's degree in engineering management from the New Jersey Institute of Technology.

Born and raised in North Bergen, NJ, and a life-long New Jersey resident, Mike and his wife Lanna, have a daughter, Abby, and a son, Michael.



## DIRECTOR, COMMUNITY RELATIONS

**EXPERIENCE:**  
NFL: 10TH / JETS: 9TH

Jesse **LINDER**



### NY Jets Media Guide 2011

**J**esse Linder is in his ninth season with the New York Jets as the director of community relations. Linder joined the Jets in 2003 as the community relations assistant and assumed the responsibilities of manager of community relations in 2004. Linder oversees all of the club's community relations and charity outreach initiatives. He is responsible for the "Heads Up" program, a partnership with the PSAL (a football helmet refurbishment program), the "Eat Right, Move More" school nutrition program with the New Jersey Department of Agriculture, as well as serving as the point person for the Atlantic Health Jets Women's Organization (JWO).

Linder previously served as a physical education teacher in the New Paltz Central School District, where he coached baseball, basketball and golf and served as an intern in the Miami Dolphins' community relations department in 2002. A native of New Paltz, NY, Linder graduated from the University of Delaware in 1999 with a bachelor's degree in health and physical education with a minor in coaching science. He later earned his master's degree in sport management from the University of Massachusetts-Amherst in 2002. Linder enjoys playing golf in his spare time and owns a single-digit handicap.



## SENIOR DIRECTOR, CORPORATE PARTNERSHIPS

**EXPERIENCE:**  
NFL: 13TH / JETS: 13TH

# Jennifer LINN



## NY Jets Media Guide 2011

**J**ennifer Linn is entering her 13th season with the Jets. Linn originally joined the Jets as an intern in 1999, advancing to a full-time position in the marketing department in 2000. She was promoted to director of corporate partnerships in 2004 and to senior director in 2007.

Currently, Linn and her staff manage and execute all aspects of Jets sponsorships and corporate marketing partnerships, as well as all aspects of corporate and department hospitality.

With the opening of New Meadowlands Stadium in 2010, Linn has been responsible for customer service for all new Jets stadium suites.

Linn graduated from St. John's University with a bachelor's degree in sports management. Linn and her husband, Billy, have two daughters, Ella and Ava, and one son, Will.



## SENIOR DIRECTOR, FACILITIES SECURITY

### EXPERIENCE:

NFL: 8TH / JETS: 8TH

# Robert MASTRODDI



## NY Jets Media Guide 2011

**R**obert Mastroddi is entering his ninth season with the New York Jets. He serves as the Senior Director of Facilities Security. Mastroddi is responsible for the development of the organization's security plans for the Atlantic Health Jets Training Center and at the New Meadowlands Stadium.

The plans for the New Meadowlands Stadium include collaborating with various stakeholders to create and implement comprehensive security procedures and Homeland Security strategies that define the proactive and response roles for each of the various public safety agencies. These operational plans are developed to reduce risk and facilitate the appropriate responses both during non-emergency situations and during critical incidents. Mastroddi regularly participates in public safety meetings that ensure the coordination of mutual aid protocols and emergency response communications. On March 20, 2011, he played a significant role in the Incident Command structure while coordinating a large scale training exercise at the New Meadowlands Stadium. This full-scale exercise involved numerous Federal, State, and local public safety resources to manage a critical incident scenario at the stadium. In addition, he has been implementing safety and security measures along with creating the emergency response plans for the Atlantic Health Jets Training Center in Florham Park, NJ, which includes working closely with all emergency first responders to

coordinate the appropriate responses.

Prior to joining the Jets, Mastroddi served with the New York Police Department for 20 years. In 2002, he was designated security liaison for the Governor of New York, where he provided and maintained all personal security functions for Governor George Pataki in New York City. From 1999-2002, while serving as director of security and intelligence for the Office of Emergency Management (OEM) and subsequent to 9/11, Mastroddi was assigned the task of assisting in the establishment of site security operations for the local and federal command centers, where he oversaw the daily operations of a large security detail comprised of law enforcement officers from across the nation. He also closely assisted the OEM Commissioner with all interagency response operations associated with the crash of American Airlines Flight 587 and the anthrax attack on several media outlets that same year. Mastroddi also served as the liaison between federal, state and local law enforcement agencies regarding intelligence gathering and directed security operations during city-wide emergencies and interagency drills.

He and his wife, Kim, have a daughter, Larissa, and a son, R.J.



**HEAD ATHLETIC TRAINER,**

**EXPERIENCE:**

NFL: 17TH / JETS: 16TH

**John MELLODY**



**NY Jets Media Guide 2011**

**J**ohn Mellody is entering his 16th season as a member of the New York Jets' athletic training department and his sixth as the head athletic trainer. He is responsible for all aspects of the athletic training department, including the evaluation, management, treatment, rehabilitation and prevention of athletic injuries. Sixth-year assistant trainers David Zuffelato and Josh Koch are integral members of the sports medicine staff, providing an optimal training environment for today's high-

caliber NFL athlete. Together they work as a team putting forth a tireless effort administering progressive and innovative therapy techniques for their athletes.

Prior to joining the Jets in 1996, Mellody served as the assistant athletic trainer for St. Joseph's University in Philadelphia for the 1995 men's basketball team. He first considered an athletic training career while studying human performance at Ursinus College, where he

was a member of the track and cross country teams. He continued his education at Syracuse University, where he was a graduate assistant athletic trainer from 1992-93. After receiving his master's degree in physical education, he worked at HealthSouth in Syracuse.

Mellody's first NFL experience was as a seasonal assistant athletic trainer with the Philadelphia Eagles under the legendary Otho Davis in 1991. He continues that same tradition here at the New York Jets with a seasonal athletic trainer internship program. Marc Schaffer, Peter Cruz and Robert Viles will be the seasonal assistant athletic trainers for the 2011 season.

Mellody is a member of the NATA and both the New Jersey and New York State Athletic Trainers' Associations. A native of Philadelphia, Mellody resides in Ledgewood, NJ, with wife, Kathryn, and daughter, Sydney Marie.



## DIRECTOR, EVENTS & GAME OPERATIONS

### EXPERIENCE:

NFL: 12TH / JETS: 12TH

# Brian MULLIGAN



## NY Jets Media Guide 2011

**B**rian Mulligan is entering his 12th season with the Jets and seventh season as director of events and game operations. Mulligan is responsible for managing all Jets' events, including training camp, the Annual Kickoff Luncheon, Draft Events and other special events.

In addition, he is in charge of all game operations at the New Meadowlands Stadium, including pre-game and in-game entertainment,

halftime shows and special ceremonies.

A native of Bellmore, NY, Mulligan joined the Jets in 1997 as an intern with the club's interactive theme park "Generation Jets Fest". A graduate of the University of Massachusetts with a degree in Sports Management, Mulligan and his wife, Denise, were married in 2007 and have one son, Brady Ryan, born December 2008.



## SENIOR DIRECTOR, INFORMATION TECHNOLOGY

**EXPERIENCE:**  
NFL: 13TH / JETS: 13TH

Tom **MURPHY**

### NY Jets Media Guide 2011

**T**om Murphy is entering his 13th season with the Jets and sixth as senior director of information technology. Murphy served the previous six years as director of IT.

During his tenure, Murphy has helped the Jets make three significant moves: one in 2008 to the Atlantic Health Jets Training Center, one in 2009 to their new training camp home at SUNY Cortland, and the most recent in 2010 to the New Meadowlands Stadium. He served as the Jets' technology liaison during the construction of the New Meadowlands Stadium and developed solutions to aggregate several pieces of data throughout the Stadium into a consolidated platform, as well as insuring the Jets' in-game technology needs were reached. When the Jets relocated their training camp location to SUNY Cortland, Murphy and his staff seamlessly transitioned the team's network infrastructure to the school's facilities and back to the Atlantic Health Jets Training Center, a process which they repeated for the 2010 season. During the team's transition from their old home on

the campus of Hofstra University to the Atlantic Health Jets Training Center, Murphy oversaw the Jets' information technology transition, which included relocating computer, network and phone systems while developing cutting edge software systems for Scouting, Coaching and Football Administration.

Murphy, who oversees all aspects of Jets IT, works with a staff that includes: Steven Piazza, Director of Network Services, Paul Marsh, Senior Manager Website Technology, Juan Bravo, Audio/Visual Technician, Matt Capogrosso, Lead Software Engineer, Greg Saunsen, Software Engineer, Donald Schnaars, Desktop Support and Chris Miller, Desktop Support. Together, the IT department builds all in-house applications and manages the network support infrastructure, as well as operates the system help desk and assists visiting television and radio crews during live remotes at the facility.

Born and raised in Island Park, NY, Murphy and his wife, Beth, have a daughter, Marie Elizabeth, and a son, Thomas Harrison.



**DIRECTOR,  
NETWORK SERVICES**

**EXPERIENCE:**  
NFL: 13TH / JETS: 13TH

**Steven PIAZZA**



**NY Jets Media Guide 2011**

**S**teven Piazza is entering his 13th season with the Jets and is responsible for all aspects of managing and supporting the network infrastructure for football and business operations. Piazza began his career with the Jets in 1998 as an intern in the video department. In 2001, he made a transition to Information Technology in order to

better utilize and develop his skill set. He has a bachelor's degree in television production from Hofstra University. Piazza and his wife, Lori, have two daughters, Julie and Emily.



## SENIOR DIRECTOR, MERCHANDISE & CONCESSIONS

### EXPERIENCE:

NFL: 9TH / JETS: 9TH

Chris **PIERCE**

## NY Jets Media Guide 2011

Chris Pierce is entering his ninth season as the senior director, merchandise and concessions, responsible for all retail ventures including the Jets Shop e-commerce business, Jets Shop Catalog, Jets Shop at the Meadowlands, Jets Shop at Training Camp, and Jets Shop retail stores. Additionally, Pierce manages the relationship with Stadium Concessionaire Delaware North to deliver a world-class food and beverage and merchandise experience on Game Day.

In June 2009, Pierce led the opening of the Jets Shop storefront on Madison Avenue at 50th Street in New York City, a 1,000 square foot emporium for all things Jets. Pierce is an appointed member to the NFL Apparel and NFL Hardlines Steering Committees, which sets direction and develops new NFL Consumer Products.

Prior to joining the Jets, Pierce has held various director and merchant positions with Lord & Taylor, Joe Boxer, Diesel and J. Crew. Pierce graduated with a bachelor's degree in organizational and interpersonal

communication and minored in business administration and sociology from the State University of New York at Albany. Pierce was honored by his alma mater with induction into the School of Communications Hall of Fame and delivered the School of Communications' commencement address in May 2009.

He is a member of his local Police Athletic League as a board member and youth baseball manager. Pierce is a Rutgers Safety Trained and Certified Positive Coaching Alliance coach. Pierce has one son, Conor and one daughter, Mackenzie.



**DIRECTOR,  
CUSTOMER SERVICE**

**EXPERIENCE:**  
NFL: 5TH / JETS: 2ND

Jessica **ROERDEN**



**NY Jets Media Guide 2011**

**J**essica Roerden Gaffney is entering her fifth season in the NFL and second with the Jets as Director, Customer Service – Suites and Equity Partnerships. In this newly created role in the organization, Roerden Gaffney is responsible for creating and executing a communication program for Jets' suite holders partners at the New Meadowlands Stadium. She also works closely with the suites sales team to meet customer suite partner expectations and fulfill deliverables year-round partner benefits.

Prior to joining the Jets, Roerden Gaffney managed premium services and corporate hospitality at FedEx Field and Giants Stadium, as well as at other major spectator sporting events, including the Super Bowl, US Open (golf), Kemper Open and Grand Prix. Subsequent to that, Roerden Gaffney started her own corporate event planning company, Strategic Occasions. A graduate of the University of Maryland with a double major in Communications and French. Currently resides in Hoboken, NJ with her husband.



**DIRECTOR,  
TICKET OPERATIONS**

**EXPERIENCE:**  
NFL: 4TH / JETS: 4TH

Michelle **SPADAVECCHIA**



**NY Jets Media Guide 2011**

**M**ichele Spadavecchia, entering her fourth season with the Jets, is responsible for managing the day-to-day operation of the Jets' Ticket Office. Before joining the Jets, she was an assistant director of ticketing for the New Jersey Nets for four seasons, and prior to that, was the director of ticket operations for the MLS MetroStars for five seasons, where she also supervised ticket operations for international soccer matches held at the Meadowlands.

Spadavecchia began her career in Tampa working at the St. Pete Times

Forum as a ticket supervisor than moved to New York to pursue a position with the National Hockey League in the special events department as a ticket coordinator.

Spadavecchia, a native of Lynbrook, NY, graduated from the University of Tampa with a degree in sports management. She lives in Little Falls, NJ.



## DIRECTOR, VIDEO

### EXPERIENCE:

NFL: 7TH / JETS: 7TH

# Tim TUBITO



## NY Jets Media Guide 2011

**T**im Tubito is entering his eighth season with the New York Jets and his fourth as the team's director of video. Tubito is responsible for the day-to-day operations of the Jets' video department, including the management of the team's library of NFL games and Jets practices, compilation of opponent cutups, offensive/defensive self-scout analysis cutups, and editing NCAA and NFL player evaluation tapes for the scouting department.

Tubito is assisted by Ryan O'Heir and Sal Aiello. O'Heir, a graduate of Fairfield University, is in his sixth season with the Jets. He joined the team in 2005 as a video intern and then worked as a video assistant and video web editor for [newyorkjets.com](http://newyorkjets.com) in 2006 before being promoted to video assistant in 2007. Aiello, graduated from University of South

Carolina 2009 with a BA in Sports Management. He is entering his 3rd season with the Jets this year will be his first year as a full time video assistant. Tubito previously worked with the team as a video intern (2002-03) and assistant video director (2005-07). In between stints with the Jets, Tubito worked as the assistant video director for Rutgers University football, where his primary responsibilities were compiling motivational video and alumni presentations.

Born in Brooklyn, NY, and raised in Staten Island, Tubito is a 2004 graduate of Hofstra University's television video production program.

Tim and his wife, Kristine, live in Wayne, NJ, with their daughter, Juliana Elizabeth.



## SENIOR DIRECTOR, HUMAN RESOURCES & ADMINISTRATION

### EXPERIENCE:

NFL: 5TH / JETS: 5TH

# Regan WATERS

## NY Jets Media Guide 2011

**R**egan Waters is entering her fifth season with the Jets as Senior director of human resources and administration. Waters is responsible for all aspects of human resources and office administration for the Jets' organization. Before joining the Jets, she was Senior Director, Human Resources for MTV Networks. Waters has a

degree in elementary education from Loyola University (MD) and a graduate degree in human resources management and organizational development from NYU. A native of Red Bank, NJ, Waters resides in Hoboken, NJ, with her husband Brian.

# ***PLAYERS***



N E W Y O R K J E T S





8

HEIGHT: 6'1"

WEIGHT: 215

AGE: 40 (as of opening weekend)

HOMETOWN: Santa Maria, CA

HIGH SCHOOL: St. Joseph's HS

COLLEGE: Washington

HOW ACQUIRED: FA-10

EXPERIENCE: NFL: 18th • JETS: 2nd

Mark BRUNELL

NY Jets Media Guide 2011

NY

## CAREER HIGHLIGHTS

- 18-year NFL veteran who has played in 177 career games with 151 starts with a career-record of 78-73 as a starter...Has thrown for 184 touchdowns, 108 interceptions, completing 59.5% of his passes for a 84.0 career quarterback rating and ranks seventh among active players on the all-time passing list with 32,045 passing yards.
- Veteran of 17 postseason contests, with five different teams, 10 as a starter including two AFC Championship Games (at NE, 1997 & vs. TEN, 2000)...As a starter has posted career postseason numbers of 1,833 yards passing, 11 touchdowns and 11 interceptions on 153-of-296 passing (51.7% completion percentage) for a rating of 67.9...Has played in the postseason.
- Three-time Pro Bowler (1996, 1997 & 1999) was named starter for the AFC in 1997 and was the game's MVP in 1996.
- Holds the NFL single-game record for most consecutive pass completions with 22, set at HST, 09/24/06.
- Has thrown for 300 yards 26 times in his career and has at least one 300-yard passing performance in every season in which he has started at least four games.
- Third among active quarterbacks in rushing yards (2,421), fourth in rushing attempts (513) and fifth in rushing touchdowns (15).

## DID YOU KNOW?

Mark Brunell, originally a fifth-round selection by the Packers in 1993, was twice traded for third-round picks, first in 1995 when the Packers traded him to the expansion Jaguars and again in 2004 when the Jaguars traded him the Redskins.

NY

## CAREER TRANSACTIONS

- 07/29/10, NYJ, Signed, FA
- 03/17/08, NO, Signed, UFA (WAS)
- 02/24/08, WAS, Contract Voided
- 03/03/04, WAS, Trade, JAX, 2004 D3 (72 – Donnell Washington)
- 03/02/04, JAX, Signed, Contract Extension
- 03/30/01, JAX, Signed, Contract Extension
- 07/28/97, JAX, Signed, Contract Extension
- 04/22/95, JAX, Trade, GB, 1995 D3 (66 – William Henderson)
- 04/22/95, GB, Signed, Exclusive Rights
- 04/26/93, GB, D5a (118)

NY

## SEASON-BY-SEASON REVIEW

**2010 (JETS)** Served as the backup to QB Mark Sanchez in all 16 regular-season games...Saw action in both matchups with BUF, completing seven-of-13 attempts for 117 yards, two touchdowns, one interception and a 92.0 passer rating. **POSTSEASON:** Backed up Sanchez for all three postseason contests, returning to the Conference Championship for the second-consecutive season and fourth time in his career. **SEASON HIGHLIGHTS: (1/2 vs. BUF)**...Saw extended action in the season finale when he entered in the second series, completing six-of-12 passes for 110 yards, two touchdowns and one interception... Found WR Santonio Holmes for a 17-yard score, the first touchdown pass since he connected with TE Chris Cooley vs. DAL, 11/05/06.

**2009 (NO)** Appeared in all 16 regular-season games and all three postseason contests as the holder on field goals and extra points...Backed up QB Drew Brees for the first 15 games of the regular season and all three postseason contests...Started in the regular season finale as Brees rested for the postseason...On the season, completed 15-of-30 passes for 102 yards and an interception while rushing four times for 12 yards in losses. **POSTSEASON:** Served as the backup quarterback for all three postseason contests including the Super Bowl XLIV win. **SEASON HIGHLIGHTS: (1/3 at CAR)**...Started the season finale Brees rested for the postseason...Completed 15-of-29 passes for 102 yards and one interception...Found WR Marques Colston for three yards for his first completion since 11/12/06 at PHI. **(12/13 at ATL)**... He threw an incomplete pass to TE Darnell Dinkins on a fake field goal attempt in the fourth quarter.

**2008 (NO)** In his first season with NO, was active for all 16 games as the backup to QB Drew Brees but did not attempt a pass.

**2007 (WAS)** Inactive as the third quarterback for the first 13 regular-season games before serving as a backup to QB Todd Collins for the last three regular-season games and the playoff game.

**2006 (WAS)** Started nine of the 10 games in which he played, completing 162-of-260 passes for 1,789 yards, eight touchdowns, four interceptions and added 13 rushes for 34 yards. **SEASON HIGHLIGHTS: (9/24 at HST)**...Set an NFL record as he connected on his first 22 pass attempts of the game, en route to a career-high 88.9% passing by completing 24-of-27 passes for the game...Finished with 261 yards passing and one touchdown in the 16-point win. **(10/1 vs. JAX)**...In his first and only game against his former team, threw for a season-high 329 yards, three touchdowns and one interception on 18-of-30 passing, including a pair of touchdown passes to WR Santana Moss, first, a 55-yarder in the first quarter and later, a 68-yard pass in overtime.

**2005 (WAS)** Started 15-of-16 games, coming on in relief in the season opener... Finished the regular season with 3,050 yards, 23 touchdowns and 10 interceptions on 262-of-454 passing, adding another 111 yards on his 42 rushing attempts... Posted a career-best 23 touchdown passes and went over 3,000 yards passing for the first time since he had 3,309 with JAX in 2001. **POSTSEASON:** Completed 29-of-52 passes for 283 yards, one touchdown and one interception in two postseason contests. **(Divisional: 1/14 at SEA)**... Connected with WR Santana Moss on a 20-yard touchdown pass to bring WAS within seven points early in the fourth quarter... Finished the contest with 242 yards and that one touchdown on 22-of-37 passing. **(Wild Card: 1/7 at TB)**... Threw for a postseason low 41 yards on seven-of-15 passing with an interception. **SEASON HIGHLIGHTS: (12/18 vs. DAL)**... Matched his career-high of four touchdown passes, set in 1998, when he found TE Chris Cooley for three scores and FB Mike Sellers for another... Threw for 163 yards total on 12-of-20 passing. **(10/23 vs. SF)**... For the second-consecutive week, posted three touchdowns and no interceptions, this time en route to a career-best passer rating of 147.9 as he connected on 13-of-20 passes for 252 yards. **(10/16 at KC)**... Connected for three touchdowns and no interceptions and a season-high 331 yards passing when he completed 25-of-41 passes... Found WR Santana Moss for a 78-yard scoring pass, the second-longest passing play of his career. **(10/9 at DEN)**... Gained 322 yards with two touchdowns, completing 30-of-a career-high-53 passing attempts. **(9/11 vs. CHI)**... Entered the game in the second quarter in relief of QB Patrick Ramsey and engineered three field goal drives that provided all the scoring in the 9-7 win... Finished the contest eight-of-14 passing for 70 yards and one interception.

**2004 (WAS)** In his first season with WAS, started the first nine games of the season at quarterback throwing for 1,194 yards, seven touchdowns and six interceptions on 118 of-237 passing for a rating of 63.9... Added another 62 yards on his 19 rushing attempts. **SEASON HIGHLIGHTS: (9/27 vs. DAL)**... Posted a season-high 325 yards passing with two touchdowns and no interceptions on 25-of-43 passing.

**2003 (JAX)** Started just three games due to an injury, the fewest since his arrival in JAX in 1995... Completed 54-of-82 passes for 484 yards with two touchdowns and no interceptions. **SEASON HIGHLIGHTS: (9/21 at IND)**... Exited with an elbow injury that would ultimately end his season and his career with JAX. **(9/7 at CAR)**... In the season opener, posted the second-highest passer rating of his career when he connected on 23-of-27 passes for 272 yards with two touchdowns and no interceptions.

**2002 (JAX)** Started the first 15 games of the season before missing the finale with a hamstring injury... Completed 245-of-416 passes for 2,788 yards, 17 touchdowns and just seven interceptions for a passer rating of 85.7... Gained 207 more yards on his 43 rushing attempts... Set a career-high when he connected with WR Patrick Johnson on a 79-yard scoring pass. **SEASON HIGHLIGHTS: (12/15 at CIN)**... Struck for three touchdown passes to three different receivers en route to throwing for 223 yards on 19-of-28 passing and a 127.5 passer rating. **(11/3 at NYG)**... Posted a career-high 63 yards rushing to lead the team... Ran for 25 yards late in the fourth quarter to help set up his second touchdown pass of the quarter and pull JAX within seven points... Finished the game with 230 yards pass, two touchdowns and no interceptions. **(9/15 at KC)**... Notched a season-best 320 yards passing with two touchdowns and no interceptions on 25-of-36 passing... 79 of

which came on a touchdown pass to Johnson, the longest passing play of his career.

**2001 (JAX)** Played and started in 15-of-16 games, posting a 61.1% completion percentage on 289-of-473 passing for 3,309 yards, 19 touchdowns and 13 interceptions... Added another 224 yards one score on 39 rushing attempts. **SEASON HIGHLIGHTS: (12/3 vs. GB)**... Went for a season-high 311 yards passing on Monday Night Football against his former team... Completed 26-of-45 passing with one touchdown and two interceptions and added 23 more yards on his three rushing attempts. **(10/28 vs. BLT)**... Threw a pair of scoring passes as he posted his first 300-yard passing game of the season throwing for 306 yards on 25-of-37 passing... Was also the team's leading rusher with four carries for 55 yards, including a career-best 38-yard carry in the second quarter. **(9/9 vs. PIT)**... Accounted for all the scoring in a 21-3 victory when he threw three touchdown passes in the second quarter, the final one coming on a one-yard pass with under one minute to play in the half.

**2000 (JAX)** Passed for 3,640 yards as he started all 16 games for the first time since 1996... Completed 311-of-512 passes for 20 touchdowns and 14 interceptions and a quarterback rating of 84.0... Added another two scores and 236 yards on his 48 rushing attempts. **SEASON HIGHLIGHTS: (11/2 vs. SEA)**... Connected on 24-of-33 passing for 340 yards and a 67-yard touchdown strike to WR Keenan McCardell and added a second score with a two-yard touchdown run in the first quarter. **(10/29 at DAL)**... Earned AFC Offensive Player of the Week honors for his performance as he threw for 231 yards with three touchdowns and no interceptions... Ended the game in overtime with a 37-yard touchdown pass to WR Alvis Whitted. **(9/10 at BLT)**... Posted a season-high with 386 passing yards, the second straight week he amassed over 300 yards passing... Found WR Jimmy Smith with three touchdown passes of at least 40 yards. **(9/3 at CLV)**... Opened the season by completing over 70% of his passes for 301 yards and a touchdown.

**1999 (JAX)** Started the first 15 games of the season helping lead JAX to a 14-2 record... Completed 259-of-441 passes for 3,060 yards, 14 touchdowns, nine interceptions and a passer rating of 82.0... Added 208 yards and another score on his 47 rushing attempts... Returned to the Pro Bowl for the third time in four seasons. **POSTSEASON:** Completed 24-of-47 passes for 331 yards with three touchdowns, two interceptions and 77.5 passer rating. **(AFC Championship: 1/23 vs. TEN)**... Threw for 226 yards with one touchdown and two interceptions as he helped open the scoring with a seven-yard touchdown pass to Kyle Brady in the first quarter. **(Divisional: 1/15 vs. MIA)**... Exited after halftime with the team leading 41-7... Threw just nine passes but had 105 yards passing and connected for two touchdown scores. **SEASON HIGHLIGHTS: (12/2 vs. PIT)**... Completed over 67% of his passes for 308 yards and one touchdown, helping break a 6-6 tie late in the third quarter. **(11/28 at BLT)**... Earned AFC Offensive Player of the Week honors for his performance in passing for 338 yards with two touchdowns and two interceptions. **(11/21 vs. NO)**... Connected on 19-of-30 passes for a season-high 351 yards passing with two touchdowns and one interception. **(11/7 at ATL)**... Threw for a season-high three touchdown passes, the first to open the scoring in the first quarter when he found WR Jimmy Smith for a 44-yard scoring strike on the drive's first play.

**1998 (JAX)** Started the first 13 games of the season... Finished with

2,601 yards passing, 20 touchdowns and nine interceptions on 208-of-354 passing and a 89.9 passer rating...Gained an additional 192 yards rushing on 49 attempts...Missed most of the 12/6 game vs. DET and the final three regular-season games with injury before returning to start in both postseason contests. **POSTSEASON: (Divisional: (1/10 at NYJ)...**Established postseason career-highs with three touchdowns and three interceptions as he completed 12-of-31 passes for 156 yards. **(Wild Card: 1/3 vs. NE)...**Threw for 161 yards and one touchdown, finding WR Jimmy Smith for a 37-yard score to extend the lead to two scores in the fourth quarter. **SEASON HIGHLIGHTS: (11/29 at CIN)...**Established his career-high with four touchdown passes, one coming in each quarter...Completed 19-of-35 passes for 244 yards and a passer rating of 114.5. **(10/25 at DEN)...**Threw for 353 yards and three scores completing 28-of-46 passes. **(9/20 vs. BLT)...**Went over 300 yards passing as he completed 73.5% of his passes for 376 yards and a pair of third-quarter touchdown passes.

**1997 (JAX)** Booked a return trip to the Pro Bowl, this time as the AFC's starter after starting all 14 games in which he played and throwing for 3,281 yards, 18 touchdowns and seven interceptions, completing 60.7% of his passes for a 91.2 passer rating, the highest season passer rating of his career...Added 257 yards and two touchdowns on 48 rushing attempts. **POSTSEASON: (Wild Card: 12/27 at DEN)...**Completed 18-of-32 passes for 203 yards and an interception. **SEASON HIGHLIGHTS: (10/19 at DAL)...**Posted a completion percentage over 67% for 242 yards, finding three different receivers with his three touchdown passes, the second time in three games he threw for three scores. **(9/22 vs. PIT)...**Threw for over 300 yards as he completed 24-of-42 passes for 306 yards, one touchdown and no interceptions in the season-opening win.

**1996 (JAX)** In just his second season as a starting quarterback, set career-highs in leading JAX to the AFC Championship Game despite the team being in just their second season...Started all 16 games in the regular season en route to establishing career-highs in attempts (557), completions (353) and passing yards (4,367)...His 4,367 passing yards were the most in the league that season, while his 63.4% completion percentage ranked first in the AFC and third in the league behind QBs Steve Young and Troy Aikman...Threw for over 300 yards six times and went over 400 yards passing twice as he also posted a career-high 20 interceptions against 19 touchdowns...Ran a career-high 80 times for 396 yards and three touchdowns...His 396 yards rushing led all NFL quarterbacks...Selected to his first Pro Bowl team and was named the game's Most Valuable Player for his performance in which he threw for 234 yards, tying the game with 44 seconds to play on an 80-yard scoring pass to WR Tim Brown. **POSTSEASON:** In his first three career postseason starts, gained another 674 yards with three touchdowns and four interceptions in setting his single-game postseason marks for both passing and rushing yards in the Divisional round win at DEN, 1/4/07...Adding 87 more yards on his 16 rushing attempts in helping JAX advance to the AFC Championship Game in just the franchise's second season. **(AFC Championship: 1/12 at NE)...**Completed 20-of-38 passes for 190 yards, no touchdowns and two interceptions and added another 34 yards on his six rushing attempts. **(Divisional: 1/4 at DEN)...**Earned AFC Offensive Player of the Week honors for a performance that saw him throw for two touchdowns and a postseason career-high 245 yards on 18-of-29 passing...Also ran a postseason-best seven times for 44 yards. **(Wild Card: 12/28 at BUF)...**Made the first

postseason start of his career and threw for 239 yards, one touchdown and two interceptions on 18-of-33 passing. **SEASON HIGHLIGHTS: (12/1 vs. CIN)...**Surpassed 300 yards passing for the second-straight week as he gained 356 yards and a touchdown on 21-of-34 passing. **(11/24 at BLT)...**Earned recognition as the AFC's Offensive Player of the Week when he threw two touchdown passes in the fourth quarter, the second with under a minute-and-a-half to play to set up his own game-tying two-point conversion run, forcing overtime...For the game, he gained 306 yards on 28-of-46 passes with those two late touchdowns and two interceptions. **(11/10 vs. BLT)...**Went over 300 yards passing again, as he completed 24-of-37 passes for 354 yards, one touchdown and one interception. **(10/20 at SL)...**Completed a career-best 37 of his 52 passes in throwing for over 400 yards (421) for the second time in a month...Also set a career-high with five interceptions thrown. **(9/22 at NE)...**Set a career-high with 432 yards passing on 23-of-39 passing...Also set his season-high with three passing touchdowns, the last of which went for a season-long 61 yards to WR Andre Rison. **(9/8 vs. HOU)...**Completed 27-of-38 passes for 302 yards, two touchdowns and two interceptions.

**1995 (JAX)** After an offseason trade to the expansion JAX team, became the team's starting quarterback in the third game of the season...Finished the season with starts in 10 of the 13 games in which he appeared, completing 201-of-346 passes for 2,168 yards, 15 touchdowns and seven interceptions...Added career-highs with 480 yards and four touchdowns on 67 rushing attempts. **SEASON HIGHLIGHTS: (12/10 vs. IND)...**Went over 300 yards for the second time as he gained a season-high 312 yards and three touchdowns on 26-of-39 passing. **(10/22 at CLV)...**Ran a career-high 11 times for 58 yards and gained 164 more on 16-of-28 passing. **(10/15 vs. CHI)...**Posted the first 300-yard passing game of his career when he completed 30-of-48 passes for 302 yards, three touchdowns and one interception. **(9/17 at NYJ)...**Made the first start of his NFL career when he threw for 138 yards on 15-of-33 passing and ran for 47 more yards on 10 attempts...Added his first career touchdown in the fourth quarter when he found WR Ernest Givens for a seven-yard score. **(9/3 vs. HOU)...**Threw the first interception of his career when his pass intended for Givens was picked off by CB Daryll Lewis.

**1994 (GB)** Saw action in relief of QB Brett Favre in two regular-season contests and the postseason contest, throwing for 95 yards on 12-of-27 passing in the regular season and 25 yards on three-of-11 passing in the postseason...Added seven more yards on six rushing attempts, including a five-yard touchdown run, for the first score of his NFL career. **POSTSEASON:** Saw mop up duty in his first-career postseason game when he threw for 25 yards on three-of-11 passing. **SEASON HIGHLIGHTS: (10/20 at MIN)...**Made his NFL debut when he entered the game for the first series of the second quarter in relief of Favre...Attempted the first rush of his career when he scrambled for five yards...On the second play of his career, threw incomplete to RB Edgar Bennett, completing the first pass of his career on the next series when he found RB LeShon Johnson for six yards...Scored the first touchdown of his career and gave GB the lead at halftime when he ran it in from five yards out with 50 second remaining in the half.

**1993 (GB)** Spent the first 15 games of the season as the third quarterback before he was activated as the backup for the final game.

## FIRSTS:

<b>First Game:</b>	GB at MIN, 10/20/94 (L, 10-13)
<b>First Start:</b>	JAX at NYJ, 09/17/95 (L, 10-27)
<b>First TD:</b>	JAX at NYJ, 09/17/95 (Seven-yard TD pass to WR Ernest Givens)
<b>First NYJ Game:</b>	at BUF, 10/03/10 (W, 38-14)
<b>First NYJ TD:</b>	vs. BUF, 01/02/11 (17-yard TD pass to WR Santonio Holmes)



## BEFORE THE NFL

- Played in four bowl games during his career (three Rose Bowls and one Freedom Bowl) with the Washington Huskies, completing 301 of 563 passes for 4,008 yards with 28 touchdowns and 17 interceptions while rushing for 758 yards.
- Earned second-team All-Pac 10 honors in both 1990 and 1992.
- Had a string of 128 consecutive pass attempts without an interception in 1990.
- Named the Most Valuable Player of the 1991 Rose Bowl after passing for two touchdowns and rushing for two more.

- Was a three-year letterman at quarterback and free safety at St. Joseph (CA) HS, where his father was the athletic director, twice being named an all-conference QB.



## OFF THE FIELD

- Born Mark Allen Brunell in Los Angeles, CA.
- Graduated in 1992 with a degree in history.
- Married to Stacy with a daughter, Caitlin, and sons, Jacob, Joseph and Luke.
- Was a second-team all-conference guard in basketball and a four-time all-league pick in baseball as a prep at St. Joseph's (CA) HS, and was drafted by baseball's Atlanta Braves in the 44th round of the 1992 draft.
- Mark and his wife operate the Brunell Family Foundation, committed to enriching the lives of children who face chronic or life-threatening illnesses.
- Was named the Byron "Whizzer" White Award recipient in 2002 by the NFLPA for his commitment to community causes.
- Is involved in many community outreach initiatives, including STARBRIGHT World at Wolfson's Children's Hospital, Dreams Come True, Family First All-Pro Dad, Basket of Hope, Caps for Kids and the Ronald McDonald House.

## Mark Brunell's Career Statistics

Year	Team	Record	GP	GS	Att	Cmp	Pct	Yds	Yds/Att	TD	Int	Lg	Sk	Rating	Rush	Yds	Avg	Lg	TD
1993	GB		0	0	0	0	0.0	0	0.0	0	0	0	0	0.0	0	0	0.0	0	0
1994	GB		2	0	27	12	44.4	95	3.5	0	0	25	2	53.8	6	7	1.3	0	1
1995	JAX	3-7	13	10	346	201	58.1	2,168	6.3	15	7	45	39	82.6	67	480	7.2	0	4
1996	JAX	9-7	16	16	557	353	63.4	4,367	7.8	19	20	62	50	84.0	80	396	5.0	33	3
1997	JAX	9-5	14	14	435	264	60.7	3,281	7.5	18	7	75	33	91.2	48	257	5.4	15	2
1998	JAX	10-3	13	13	354	208	58.8	2,601	7.3	20	9	78t	28	89.9	49	192	3.9	18	0
1999	JAX	13-2	15	15	441	259	58.7	3,060	6.9	14	9	62	29	82.0	47	208	4.4	15	1
2000	JAX	7-9	16	16	512	311	60.7	3,640	7.1	20	14	67t	54	84.0	48	236	4.9	16	2
2001	JAX	6-9	15	15	473	289	61.1	3,309	7.0	19	13	44	57	84.1	39	224	5.7	38	1
2002	JAX	6-9	15	15	416	245	58.9	2,788	6.7	17	7	79t	34	85.7	43	207	4.8	27	0
2003	JAX	0-3	3	3	82	54	65.9	484	5.9	2	0	65t	9	89.7	8	19	2.4	12	1
2004	WAS	3-6	9	9	237	118	49.8	1,194	5.0	7	6	49	15	63.9	19	62	3.3	21	0
2005	WAS	10-6	16	15	454	262	57.7	3,050	6.7	23	10	78t	27	85.9	42	111	2.6	25	0
2006	WAS	3-6	10	9	260	162	62.3	1,789	6.9	8	4	74	12	86.5	13	34	2.6	12	0
2007	WAS		0	0	0	0	0.0	0	0.0	0	0	0	0	0.0	0	0	0.0	0	0
2008	NO		2	0	0	0	0.0	0	0.0	0	0	0	0	0.0	0	0	0.0	0	0
2009	NO	0-1	16	1	30	15	50.0	102	3.4	0	1	18	0	44.0	4	-12	-3.0		0
2010	Jets		2	0	13	7	53.8	117	9.0	2	1	52t	1	92.0	0	0	0.0	0	0
<b>Career Totals</b>		<b>79-73</b>	<b>177</b>	<b>151</b>	<b>4,637</b>	<b>2,760</b>	<b>59.5</b>	<b>32,045</b>	<b>6.9</b>	<b>184</b>	<b>108</b>	<b>79t</b>	<b>390</b>	<b>84.0</b>	<b>513</b>	<b>2,421</b>	<b>4.7</b>	<b>38</b>	<b>15</b>

## Additional Statistics

**Rushing:** 513-2421-15 (Career); 0-0-0 (2010); 4-(-12)-0 (2009); 13-34-0 (2006); 42-111-0 (2005); 19-62-0 (2004); 8-19-1 (2003); 43-207-0 (2002); 39-224-1 (2001); 48-236-2 (2000); 47-208-1 (1999); 49-192-0 (1998); 48-257-2 (1997); 80-396-3 (1996); 67-480-4 (1995); 6-7-1 (1994)

## Career Record as a Starter

**79-73 (.517) (Career):** 0-1 (.000) (2009); 3-6 (.333) (2006); 10-6 (.625) (2005); 3-6 (.333) (2004); 0-3 (.000) (2003); 6-9 (.400) (2002); 6-9 (.400) (2001); 7-9 (.432) (2000); 13-2 (.867) (1999); 10-3 (.769) (1998); 9-5 (.643) (1997); 9-7 (.563) (1996); 3-7 (.300) (1995)

## Career Bests

**Attempts:** 53 (10/9/05 at DEN)

**Longest Completion:** 79t (9/15/02 at KC)

**Completions:** 37 (10/20/96 at SL)

**Longest Touchdown:** 79t (9/15/02 at KC)

**Yards Passing:** 432 (9/22/96 at NE)

**Rushing Attempts:** 11 (10/22/95 at CLV)

**Completion Percentage:** 88.9% (9/24/06 at HST)

**Rushing Yards:** 63 (11/3/02 at NYG)

**Passer Rating:** 147.9 (10/23/05 vs. SF)

**Rushing Touchdowns:** 1 (15 times, last 9/14/03 vs. BUF)

**Touchdowns Passing:** 4 (twice, last 12/18/05 vs. DAL)

**Longest Rush:** 38 (10/28/01 at BLT)

**Interceptions:** 5 (10/20/96 at SL)

## Mark Brunell's Career Postseason Statistics

Year	Team	Record	GP	GS	Att	Cmp	Pct	Yds	Yds/Att	TD	Int	Lg	Sk	Rating	Rush	Yds	Avg	Lg	TD
1996	JAX	2-1	3	3	100	56	56.0	674	6.7	3	4	47	5	70.2	16	87	5.4	29	0
1997	JAX	0-1	1	1	32	18	56.3	203	6.3	0	1	37t	3	62.4	3	4	1.3	5	0
1998	JAX	1-1	2	2	65	26	40.0	317	4.9	4	3	52t	2	57.0	6	7	1.2	7	0
1999	JAX	1-1	2	2	47	24	51.1	331	7.0	3	2	41	5	77.5	2	5	2.5	6	0
2005	WAS	1-1	2	2	52	29	55.8	283	5.4	1	1	52	4	69.6	8	18	2.3	9	0
2009	NO		3	0	0	0	0.0	0	0.0	0	0	0	0	0.0	0	0	0.0	0	0
2010	Jets		0	0	0	0	0.0	0	0.0	0	0	0	0	0.0	0	0	0.0	0	0
<b>Career Postseason</b>		<b>5-5</b>	<b>13</b>	<b>10</b>	<b>296</b>	<b>153</b>	<b>51.7</b>	<b>1,808</b>	<b>6.1</b>	<b>11</b>	<b>11</b>	<b>52t</b>	<b>19</b>	<b>67.5</b>	<b>35</b>	<b>121</b>	<b>3.5</b>	<b>29</b>	<b>0</b>

## 2010 New York Jets

Game	Opp	W/L	GP	GS	Att	Cmp	Pct	Yds	Yds/Att	TD	Int	Lg	Sk	Rating	Rush	Yds	Avg	Lg	TD	
10/3	at BUF	W	1	0	1	1	100.0	7	7.0	0	0	7	0	95.8	-	-	-	-	-	
1/2	BUF	W	1	0	12	6	50.0	110	9.2	2	1	52t	1	86.8	-	-	-	-	-	
2010 Totals				2	0	13	7	53.8	117	9.0	2	1	52t	1	92.0	0	0	0.0	0	0

## 2009 New Orleans Saints

Game	Opp	W/L	GP	GS	Att	Cmp	Pct	Yds	Yds/Att	TD	Int	Lg	Sk	Rating	Rush	Yds	Avg	Lg	TD
10/18	NYG	W	1	0	-	-	-	-	-	-	-	-	-	-	1	-9	-9.0	-9	0
11/22	at TB	W	1	0	-	-	-	-	-	-	-	-	-	-	3	-3			0
12/13	at ATL	W	1	0	1	0	0	0	0	0	0	0	0	39.6	-	-	-	-	-
1/3	at CAR	L	1	1	29	15	51.7	102	3.5	0	1	18	0	45.5	-	-	-	-	-
2009 Totals		0-1	16	1	30	15	50.0	102	3.4	0	1	18	0	44.0	4.0	-12	-3.0		0.0

## 2006 Washington Redskins

Game	Opp	W/L	GP	GS	Att	Cmp	Pct	Yds	Yds/Att	TD	Int	Lg	Sk	Rating	Rush	Yds	Avg	Lg	TD
9/11	MIN	L	1	1	28	17	60.7	163	5.8	0	0	37	0	76.9	2	7	3.5	7	0
9/17	at DAL	L	1	1	32	18	56.3	197	6.2	0	1	24	6	61.6	2	15	7.5	12	0
9/24	at HST	W	1	1	27	24	88.9	261	9.7	1	0	74	0	119.3	2	0	0.0	1	0
10/1	JAX	W	1	1	30	18	60.0	329	11.0	3	1	68t	0	117.2	-	-	-	-	-
10/8	at NYG	L	1	1	22	12	54.5	109	5.0	0	0	17	3	68.2	-	-	-	-	-
10/15	TEN	L	1	1	30	16	53.3	180	6.0	1	1	52	0	68.8	3	3	1.0	3	0
10/22	at IND	L	1	1	37	27	73.0	226	6.1	2	0	30	2	106.4	-	-	-	-	-
11/5	DAL	W	1	1	23	14	60.9	192	8.3	1	0	27	1	102.1	2	4	2.0	4	0
11/12	at PHI	L	1	1	31	16	51.6	132	4.3	0	1	43	0	49.4	1				0
12/30	NYG	L	1	0	0	0	0	0	0	0	0	0	0	0	1	6	6.0	6	0
2006 Totals		3-6	10	9	260	162	62.3	1,789	6.9	8	4	74	12	86.5	13	34	2.6	12	0

## 2005 Washington Redskins

Game	Opp	W/L	GP	GS	Att	Cmp	Pct	Yds	Yds/Att	TD	Int	Lg	Sk	Rating	Rush	Yds	Avg	Lg	TD
9/11	CHI	W	1	0	14	8	57.1	70	5.0	0	0	23	1	70.5	5	-2	-0.4	1	0
9/19	at DAL	W	1	1	34	20	58.8	291	8.6	2	1	70t	5	94.1	4	35	8.8	25	0
10/2	SEA	W	1	1	36	20	55.6	226	6.3	2	1	30	2	81.5	2	16	8.0	18	0
10/9	at DEN	L	1	1	53	30	56.6	322	6.1	2	0	32	0	87.1	4	17	4.3	14	0
10/16	at KC	L	1	1	41	25	61.0	331	8.1	3	0	78t	4	110.9	2	2	1.0	1	0
10/23	SF	W	1	1	20	13	65.0	252	12.6	3	0	43	1	147.9	-	-	-	-	-
10/30	at NYG	L	1	1	28	11	39.3	65	2.3	0	1	15	3	32.4	1	1	1.0	1	0
11/6	PHI	W	1	1	29	21	72.4	224	7.7	0	0	26	2	94.6	4	4	1.0	4	0
11/13	at TB	L	1	1	35	23	65.7	226	6.5	2	2	42	2	79.0	3	15	5.0	11	0
11/20	OAK	L	1	1	32	14	43.8	155	4.8	0	0	27	2	58.7	2	10	5.0	6	0
11/27	SD	L	1	1	27	17	63.0	194	7.2	1	0	23	2	96.8	2	-1	-0.5	0	0
12/4	at SL	W	1	1	21	14	66.7	156	7.4	1	0	30	1	104.5	3	0	0.0	1	0
12/11	at ARZ	W	1	1	28	18	64.3	122	4.4	0	3	21	0	34.2	3	-2	-0.7	0	0
12/18	DAL	W	1	1	20	12	60.0	163	8.2	4	0	42	0	125.6	1	-1	-1.0	-1	0
12/24	NYG	W	1	1	11	7	63.6	112	10.2	2	1	59t	1	99.2	2	8	4.0	9	0
1/1	at PHI	W	1	1	25	9	36.0	141	5.6	1	1	54	1	52.3	4	9	2.3	12	0
<b>2005 Totals</b>		<b>10-6</b>	<b>16</b>	<b>15</b>	<b>454</b>	<b>262</b>	<b>57.7</b>	<b>3,050</b>	<b>6.7</b>	<b>23</b>	<b>10</b>	<b>78t</b>	<b>27</b>	<b>85.9</b>	<b>42</b>	<b>111</b>	<b>2.6</b>	<b>25</b>	<b>0</b>

## 2005 POSTSEASON

Game	Opp	W/L	GP	GS	Att	Cmp	Pct	Yds	Yds/Att	TD	Int	Lg	Sk	Rating	Rush	Yds	Avg	Lg	TD
1/7	at TB	W	1	1	15	7	46.7	41	2.7	0	1	15	2	25.7	4	6	1.5	9	0
1/14	at SEA	L	1	1	37	22	59.5	242	6.5	1	0	52	2	87.9	4	12	3.0	7	0
<b>2005 Totals</b>		<b>1-1</b>	<b>2</b>	<b>2</b>	<b>52</b>	<b>29</b>	<b>55.8</b>	<b>283</b>	<b>5.4</b>	<b>1</b>	<b>1</b>	<b>52</b>	<b>4</b>	<b>69.6</b>	<b>8</b>	<b>18</b>	<b>2.3</b>	<b>9</b>	<b>0</b>

## 2004 Washington Redskins

Game	Opp	W/L	GP	GS	Att	Cmp	Pct	Yds	Yds/Att	TD	Int	Lg	Sk	Rating	Rush	Yds	Avg	Lg	TD
9/12	TB	W	1	1	24	13	54.2	125	5.2	0	0	27	0	68.9	5	1	0.2	1	0
9/19	at NYG	L	1	1	18	10	55.6	92	5.1	1	1	16	1	65.0	2	27	13.5	21	0
9/27	DAL	L	1	1	43	25	58.1	325	7.6	2	0	49	5	97.5	1	0	0.0	0	0
10/3	at CLV	L	1	1	32	17	53.1	192	6.0	0	0	45	0	71.4	3	9	3.0	6	0
10/10	BLT	L	1	1	29	13	44.8	83	2.9	1	1	14	3	49.1	-	-	-	-	-
10/17	at CHI	W	1	1	22	8	36.4	95	4.3	1	1	21	1	46.6	5	17	3.4	10	0
10/31	GB	L	1	1	44	25	56.8	218	5.0	2	2	23	4	66.3	1	5	5.0	5	0
11/7	at DET	W	1	1	17	6	35.3	58	3.4	0	0	13	0	45.7	-	-	-	-	-
11/14	CIN	L	1	1	8	1	12.5	6	0.8	0	1	6	1	0.0	2	3	1.5	2	0
<b>2004 Totals</b>		<b>3-6</b>	<b>9</b>	<b>9</b>	<b>237</b>	<b>118</b>	<b>49.8</b>	<b>1,194</b>	<b>5.0</b>	<b>7</b>	<b>6</b>	<b>49</b>	<b>15</b>	<b>63.9</b>	<b>19</b>	<b>62</b>	<b>3.3</b>	<b>21</b>	<b>0</b>

## 2003 Jacksonville Jaguars

Game	Opp	W/L	GP	GS	Att	Cmp	Pct	Yds	Yds/Att	TD	Int	Lg	Sk	Rating	Rush	Yds	Avg	Lg	TD
9/7	at CAR	L	1	1	27	23	85.2	272	10.1	2	0	65t	4	133.3	3	-2	-0.7	3	0
9/14	BUF	L	1	1	32	19	59.4	122	3.8	0	0	26	3	67.4	2	13	6.5	12	1
9/21	at IND	L	1	1	23	12	52.2	90	3.9	0	0	17	2	61.9	3	8	2.7	5	0
<b>2003 Totals</b>		<b>0-3</b>	<b>3</b>	<b>3</b>	<b>82</b>	<b>54</b>	<b>65.9</b>	<b>484</b>	<b>5.9</b>	<b>2</b>	<b>0</b>	<b>65t</b>	<b>9</b>	<b>89.7</b>	<b>8</b>	<b>19</b>	<b>2.4</b>	<b>12</b>	<b>1</b>

## 2002 Jacksonville Jaguars

Game	Opp	W/L	GP	GS	Att	Cmp	Pct	Yds	Yds/Att	TD	Int	Lg	Sk	Rating	Rush	Yds	Avg	Lg	TD
9/8	IND	L	1	1	36	22	61.1	228	6.3	2	1	23	1	86.3	4	19	4.8	9	0
9/15	at KC	W	1	1	36	25	69.4	320	8.9	2	0	<b>79</b>	0	115.5	7	12	1.7	7	0
9/29	NYJ	W	1	1	15	10	66.7	173	11.5	0	0	72	1	105.7	2	13	6.5	10	0
10/6	PHI	W	1	1	23	13	56.5	197	8.6	1	0	47	1	99.4	3	20	6.7	9	0
10/13	at TEN	L	1	1	6	3	50.0	31	5.2	0	0	15	0	65.3	-	-	-	-	-
10/20	at BLT	L	1	1	46	24	52.2	231	5.0	0	3	33	2	39.3	2	18	9.0	11	0
10/27	HST	L	1	1	34	16	47.1	202	5.9	1	0	<b>25</b>	5	75.9	1	4	4.0	4	0
11/3	at NYG	L	1	1	38	23	60.5	230	6.1	2	0	32	2	95.3	5	63	12.6	27	0
11/10	WAS	W	1	1	29	19	65.5	194	6.7	0	0	48	3	84.6	4	4	1.0	7	0
11/17	at HST	W	1	1	25	15	60.0	224	9.0	2	1	45	5	99.4	3	12	4.0	13	0
11/24	at DAL	L	1	1	40	22	55.0	202	5.1	1	1	26	2	66.9	2	17	8.5	10	0
12/1	PIT	L	1	1	23	12	52.2	146	6.3	2	0	<b>42</b>	3	101.0	2	8	4.0	6	0
12/8	CLV	L	1	1	14	10	71.4	73	5.2	1	0	17	3	107.1	4	6	1.5	5	0
12/15	at CIN	W	1	1	28	19	67.9	223	8.0	3	0	<b>26</b>	3	127.5	3	7	2.3	6	0
12/22	TEN	L	1	1	23	12	52.2	114	5.0	0	1	25	3	48.1	1	4	4.0	4	0
12/29	at IND	L			INACTIVE														
<b>2002 Totals</b>		<b>6-9</b>	<b>15</b>	<b>15</b>	<b>416</b>	<b>245</b>	<b>58.9</b>	<b>2,788</b>	<b>6.7</b>	<b>17</b>	<b>7</b>	<b>79t</b>	<b>34</b>	<b>85.7</b>	<b>43</b>	<b>207</b>	<b>4.8</b>	<b>27</b>	<b>0</b>

## 2001 Jacksonville Jaguars

Game	Opp	W/L	GP	GS	Att	Cmp	Pct	Yds	Yds/Att	TD	Int	Lg	Sk	Rating	Rush	Yds	Avg	Lg	TD
9/9	PIT	W	1	1	26	15	57.7	198	7.6	3	0	34t	1	120.4	3	7	2.3	6	0
9/23	TEN	W	1	1	27	17	63.0	235	8.7	0	0	40	3	90.8	6	19	3.2	7	0
9/30	CLV	L	1	1	7	4	57.1	34	4.9	0	1	14	1	30.4	-	-	-	-	-
10/7	at SEA	L	1	1	39	21	53.8	233	6.0	1	0	24	3	80.4	1	1	1.0	1	0
10/18	BUF	L	1	1	26	16	61.5	150	5.8	1	2	22	4	58.2	4	27	6.8	12	0
10/28	at BLT	L	1	1	37	25	67.6	306	8.3	2	0	35t	3	110.9	4	55	13.8	38	0
11/4	at TEN	L	1	1	32	21	65.6	261	8.2	1	1	30	5	88.2	2	21	10.5	15	0
11/11	CIN	W	1	1	32	20	62.5	189	5.9	2	0	20t	3	99.6	1	1	1.0	1	0
11/18	at PIT	L			INACTIVE														
11/25	BAL	L	1	1	38	23	60.5	259	6.8	1	0	26	4	89.7	1	3	3.0	3	0
12/3	GB	L	1	1	45	26	57.8	311	6.9	1	2	29t	5	67.9	3	23	7.7	10	0
12/9	at CIN	W	1	1	32	23	71.9	242	7.6	2	1	29	8	101.3	5	21	4.2	13	0
12/16	at CLV	W	1	1	35	20	57.1	202	5.8	1	2	20	8	59.5	5	13	2.6	10	0
12/23	at MIN	W	1	1	24	17	70.8	217	9.0	1	0	34	1	112.7	-	-	-	-	-
12/30	KC	L	1	1	37	22	59.5	283	7.6	1	1	44	4	81.3	3	27	9.0	18	1
1/6	at CHI	L	1	1	36	19	52.8	189	5.3	2	3	22	4	51.7	1	6	6.0	6	0
<b>2001 Totals</b>		<b>6-9</b>	<b>15</b>	<b>15</b>	<b>473</b>	<b>289</b>	<b>61.1</b>	<b>3,309</b>	<b>7.0</b>	<b>19</b>	<b>13</b>	<b>44</b>	<b>57</b>	<b>84.1</b>	<b>39</b>	<b>224</b>	<b>5.7</b>	<b>38</b>	<b>1</b>

## 2000 Jacksonville Jaguars

Game	Opp	W/L	GP	GS	Att	Cmp	Pct	Yds	Yds/Att	TD	Int	Lg	Sk	Rating	Rush	Yds	Avg	Lg	TD
9/3	at CLV	W	1	1	34	24	70.6	301	8.9	1	0	27	4	107.6	1	5	5.0	5	0
9/10	at BLT	L	1	1	50	28	56.0	386	7.7	3	2	45t	4	84.3	2	3	1.5	3	0
9/17	CIN	W	1	1	32	20	62.5	176	5.5	1	1	21t	4	74.5	5	25	5.0	13	0
9/25	at IND	L	1	1	36	21	58.3	229	6.4	2	2	31	5	72.6	6	35	5.8	13	0
10/1	PIT	L	1	1	32	15	46.9	137	4.3	0	1	19	7	46.0	1	2	2.0	2	0
10/8	BLT	L	1	1	28	18	64.3	167	6.0	0	2	18	3	50.7	8	32	4.0	14	0
10/16	at TEN	L	1	1	27	18	66.7	196	7.3	0	0	48	5	87.9	3	18	6.0	9	0
10/22	WAS	L	1	1	42	21	50.0	271	6.5	1	2	33t	6	58.7	2	12	6.0	7	0
10/29	at DAL	W	1	1	24	20	83.3	231	9.6	3	0	34t	0	146.4	5	41	8.2	16	0
11/2	SEA	L	1	1	33	24	72.7	340	10.3	1	0	67t	5	115.7	4	15	3.8	8	1
11/9	at PIT	W	1	1	31	17	54.8	190	6.1	1	1	30	3	70.6	3	1	0.3	3	0
11/26	TEN	W	1	1	25	15	60.0	237	9.5	1	2	45	3	71.6	3	1	0.3	1	0
12/3	CLV	W	1	1	31	15	48.4	165	5.3	1	0	22	2	75.3	2	14	7.0	8t	1
12/10	ARZ	W	1	1	18	13	72.2	182	10.1	2	0	37	0	141.4	2	30	15.0	16	0
12/17	at CIN	L	1	1	28	19	67.9	170	6.1	1	0	20	1	95.8	1	2	2.0	2	0
12/23	at NYG	L	1	1	41	23	56.1	262	6.4	2	1	50	2	81.6	-	-	-	-	-
<b>2000 Totals</b>		<b>7-9</b>	<b>16</b>	<b>16</b>	<b>512</b>	<b>311</b>	<b>60.7</b>	<b>3,640</b>	<b>7.1</b>	<b>20</b>	<b>14</b>	<b>67t</b>	<b>54</b>	<b>84.0</b>	<b>48</b>	<b>236</b>	<b>4.9</b>	<b>16</b>	<b>2</b>

## 1999 Jacksonville Jaguars

Game	Opp	W/L	GP	GS	Att	Cmp	Pct	Yds	Yds/Att	TD	Int	Lg	Sk	Rating	Rush	Yds	Avg	Lg	TD
9/12	SF	W	1	1	30	22	73.3	265	8.8	1	0	57	2	111.1	2	12	6.0	7	0
9/19	at CAR	W	1	1	32	20	62.5	214	6.7	0	0	31	2	82.0	6	20	3.3	9	0
9/26	TEN	L	1	1	42	22	52.4	232	5.5	1	3	28	0	46.9	6	33	5.5	10	0
10/3	at PIT	W	1	1	25	10	40.0	85	3.4	1	1	15	1	46.3	5	21	4.2	12	0
10/11	at NYJ	W	1	1	35	21	60.0	215	6.1	0	0	33	2	77.7	2	6	3.0	7	0
10/17	CLV	W	1	1	19	12	63.2	109	5.7	0	0	14	0	78.6	2	8	4.0	9	0
10/31	at CIN	W	1	1	19	11	57.9	145	7.6	2	0	38	1	117.2	2	11	5.5	12	0
11/7	at ATL	W	1	1	27	14	51.9	203	7.5	3	0	44t	2	113.7	2	7	3.5	5	0
11/14	BLT	W	1	1	29	20	69.0	118	4.1	0	0	12	6	76.5	1	10	10.0	10	0
11/21	NO	W	1	1	30	19	63.3	351	11.7	2	1	57	3	111.9	3	27	9.0	15	0
11/28	at BLT	W	1	1	47	27	57.4	338	7.2	2	2	24	3	76.4	4	5	1.3	5	0
12/2	PIT	W	1	1	37	25	67.6	308	8.3	1	0	49	2	102.1	3	10	3.3	9	0
12/13	DEN	W	1	1	25	11	44.0	115	4.6	0	0	25	3	57.9	5	8	1.6	6	0
12/19	at CLV	W	1	1	33	21	63.6	267	8.1	1	1	34	1	86.3	3	16	5.3	9t	1
12/26	at TEN	L	1	1	11	4	36.4	95	8.6	0	1	62	1	30.5	1	14	14.0	14	0
1/2	CIN	W			INACTIVE														
<b>1999 Totals</b>		<b>13-2</b>	<b>15</b>	<b>15</b>	<b>441</b>	<b>259</b>	<b>58.7</b>	<b>3,060</b>	<b>6.9</b>	<b>14</b>	<b>9</b>	<b>62</b>	<b>29</b>	<b>82.0</b>	<b>47</b>	<b>208</b>	<b>4.4</b>	<b>15</b>	<b>1</b>

## 1999 POSTSEASON

Game	Opp	W/L	GP	GS	Att	Cmp	Pct	Yds	Yds/Att	TD	Int	Lg	Sk	Rating	Rush	Yds	Avg	Lg	TD
1/15	MIA	W	1	1	9	5	55.6	105	11.7	2	0	41	2.0	136.6	1	6	6.0	6	0
1/23	TEN	L	1	1	38	19	50.0	226	5.9	1	2	37	3.0	55.4	1	-1	-1.0	-1	0
<b>1999 Totals</b>		<b>1-1</b>	<b>2</b>	<b>2</b>	<b>47</b>	<b>24</b>	<b>51.1</b>	<b>331</b>	<b>7.0</b>	<b>3</b>	<b>2</b>	<b>41</b>	<b>5.0</b>	<b>77.5</b>	<b>2</b>	<b>5</b>	<b>2.5</b>	<b>6</b>	<b>0</b>

## 1998 Jacksonville Jaguars

Game	Opp	W/L	GP	GS	Att	Cmp	Pct	Yds	Yds/Att	TD	Int	Lg	Sk	Rating	Rush	Yds	Avg	Lg	TD
9/6	at CHI	W	1	1	35	22	62.9	207	5.9	2	2	21	1	74.3	6	43	7.2	12	0
9/13	KC	W	1	1	18	11	61.1	126	7.0	1	0	22	2	100.7	4	-1	-0.3	4	0
9/20	BLT	W	1	1	34	25	73.5	376	11.1	2	0	72t	3	129.0	4	1	0.3	4	0
9/27	at TEN	W	1	1	28	17	60.7	155	5.5	2	2	30	2	69.8	8	24	3.0	11	0
10/12	MIA	W	1	1	18	12	66.7	213	11.8	2	1	56t	2	120.8	2	22	11.0	18	0
10/18	at BUF	L	1	1	28	16	57.1	119	4.3	0	0	14	3	67.4	6	44	7.3	13	0
10/25	at DEN	L	1	1	46	28	60.9	353	7.7	3	0	31t	7	106.5	5	16	3.2	7	0
11/1	at BLT	W	1	1	20	13	65.0	237	11.9	2	1	78t	2	118.1	-	-	-	-	-
11/8	CIN	W	1	1	12	5	41.7	111	9.3	1	0	55	1	103.1	3	20	6.7	17	0
11/15	TB	W	1	1	37	22	59.5	248	6.7	0	0	30	3	79.6	5	10	2.0	6	0
11/22	at PIT	L	1	1	42	18	42.9	212	5.0	1	3	33t	1	37.0	4	9	2.3	8	0
11/29	at CIN	W	1	1	35	19	54.3	244	7.0	4	0	50	1	114.5	2	4	2.0	2	0
12/6	DET	W	1	1	1	0	0.0	0	0.0	0	0	0	0	39.6	-	-	-	-	-
12/13	TEN	L																	
12/20	at MIN	L																	
12/28	PIT	W																	
INACTIVE																			
INACTIVE																			
INACTIVE																			
<b>1998 Totals</b>		<b>10-3</b>	<b>13</b>	<b>13</b>	<b>354</b>	<b>208</b>	<b>58.8</b>	<b>2,601</b>	<b>7.3</b>	<b>20</b>	<b>9</b>	<b>78t</b>	<b>28</b>	<b>89.9</b>	<b>49</b>	<b>192</b>	<b>3.9</b>	<b>18</b>	<b>0</b>

## 1998 POSTSEASON

Game	Opp	W/L	GP	GS	Att	Cmp	Pct	Yds	Yds/Att	TD	Int	Lg	Sk	Rating	Rush	Yds	Avg	Lg	TD
1/3	NE	W	1	1	34	14	41.2	161	4.7	1	0	37t	2	65.9	4	-2	-0.5	0	0
1/10	at NYJ	L	1	1	31	12	38.7	156	5.0	3	3	52t	0	48.0	2	9	4.5	7	0
<b>1998 Totals</b>		<b>1-1</b>	<b>2</b>	<b>2</b>	<b>65</b>	<b>26</b>	<b>40.0</b>	<b>317</b>	<b>4.9</b>	<b>4</b>	<b>3</b>	<b>52t</b>	<b>2</b>	<b>57.0</b>	<b>6</b>	<b>7</b>	<b>1.2</b>	<b>7</b>	<b>0</b>

## 1997 Jacksonville Jaguars

Game	Opp	W/L	GP	GS	Att	Cmp	Pct	Yds	Yds/Att	TD	Int	Lg	Sk	Rating	Rush	Yds	Avg	Lg	TD
8/31	at BLT	W																	
9/7	NYG	W																	
9/22	PIT	W	1	1	42	24	57.1	306	7.3	1	0	41	3	88.0	-	-	-	-	-
9/28	at WAS	L	1	1	31	16	51.6	153	4.9	0	2	22	3	38.8	2	4	2.0	5	0
10/5	CIN	W	1	1	27	14	51.9	164	6.1	3	0	24	3	107.6	5	27	5.4	14	0
10/12	PHI	W	1	1	19	14	73.7	153	8.1	0	0	22	3	97.0	2	8	4.0	5	0
10/19	at DAL	L	1	1	31	21	67.7	242	7.8	3	1	39	2	109.9	-	-	-	-	-
10/26	at PIT	L	1	1	30	15	50.0	214	7.1	2	0	45	4	95.7	5	25	5.0	15	0
11/2	at TEN	W	1	1	31	17	54.8	169	5.5	1	1	40	3	67.8	4	16	4.0	8	1
11/9	KC	W	1	1	20	9	45.0	199	10.0	1	0	75	1	97.7	2	26	13.0	13	0
11/16	TEN	W	1	1	30	22	73.3	267	8.9	1	0	35	2	111.4	6	27	4.5	12	0
11/23	at CIN	L	1	1	33	20	60.6	286	8.7	1	1	46	1	86.2	3	29	9.7	12	0
11/30	BLT	W	1	1	40	25	62.5	317	7.9	1	1	44	1	85.1	6	17	2.8	9	0
12/7	NE	L	1	1	42	25	59.5	251	6.0	2	0	34	4	92.5	6	41	6.8	14	0
12/14	at BUF	W	1	1	32	24	75.0	317	9.9	0	1	60	2	92.8	4	10	2.5	13t	1
12/21	at OAK	W	1	1	27	18	66.7	243	9.0	2	0	35t	1	119.8	3	27	9.0	10	0
<b>1997 Totals</b>		<b>9-5</b>	<b>14</b>	<b>14</b>	<b>435</b>	<b>264</b>	<b>60.7</b>	<b>3,281</b>	<b>7.5</b>	<b>18</b>	<b>7</b>	<b>75</b>	<b>33</b>	<b>91.2</b>	<b>48</b>	<b>257</b>	<b>5.4</b>	<b>15</b>	<b>2</b>

## 1997 POSTSEASON

Game	Opp	W/L	GP	GS	Att	Cmp	Pct	Yds	Yds/Att	TD	Int	Lg	Sk	Rating	Rush	Yds	Avg	Lg	TD
12/27	at DEN	L	1	1	32	18	56.3	203	6.3	0	1	37	3.0	62.4	3	4	1.3	5	0
<b>2009 Totals</b>		<b>0-1</b>	<b>1</b>	<b>1</b>	<b>32</b>	<b>18</b>	<b>56.3</b>	<b>203</b>	<b>6.3</b>	<b>0</b>	<b>1</b>	<b>37</b>	<b>3.0</b>	<b>62.4</b>	<b>3</b>	<b>4</b>	<b>1.3</b>	<b>5</b>	<b>0</b>

## 1996 Jacksonville Jaguars

Game	Opp	W/L	GP	GS	Att	Cmp	Pct	Yds	Yds/Att	TD	Int	Lg	Sk	Rating	Rush	Yds	Avg	Lg	TD
9/1	PIT	W	1	1	31	20	64.5	212	6.8	2	2	38t	4	79.0	10	41	4.1	10	0
9/8	HST	L	1	1	38	27	71.1	302	7.9	2	2	33	2	90.0	2	7	3.5	7	0
9/15	at OAK	L	1	1	37	18	48.6	217	5.9	0	2	46	3	44.5	2	4	2.0	3	0
9/22	at NE	L	1	1	39	23	59.0	432	11.1	3	1	61t	2	112.3	2	24	12.0	19	0
9/29	CAR	W	1	1	27	15	55.6	214	7.9	1	1	49	3	78.3	6	56	9.3	21	0
10/6	at NO	L	1	1	35	28	80.0	250	7.1	1	0	26	1	106.0	4	12	3.0	7	0
10/13	NYJ	W	1	1	23	14	60.9	248	10.8	2	0	62	5	126.7	5	3	0.6	3	0
10/20	at SL	L	1	1	52	37	71.2	421	8.1	0	5	52	2	55.5	2	2	1.0	2	0
10/27	at CIN	L	1	1	31	18	58.1	215	6.9	2	2	32	4	74.0	7	45	6.4	14t	1
11/10	BLT	W	1	1	37	24	64.9	354	9.6	1	1	37	6	93.8	7	58	8.3	33	1
11/17	at PIT	L	1	1	47	28	59.6	215	4.6	0	2	17	6	53.1	-	-	-	-	-
11/24	at BLT	W	1	1	46	28	60.9	306	6.7	2	2	39	2	76.9	10	25	2.5	7	0
12/1	CIN	W	1	1	34	21	61.8	356	10.5	1	0	49	1	107.0	2	10	5.0	11	0
12/8	at HST	W	1	1	25	15	60.0	172	6.9	0	0	37	3	80.8	10	47	4.7	12	0
12/15	SEA	W	1	1	26	19	73.1	231	8.9	2	0	39t	3	125.6	7	34	4.9	17	0
12/22	ATL	W	1	1	29	18	62.1	222	7.7	0	0	29	3	85.7	4	28	7.0	16	1
<b>1996 Totals</b>		<b>9-7</b>	<b>16</b>	<b>16</b>	<b>557</b>	<b>353</b>	<b>63.4</b>	<b>4,367</b>	<b>7.8</b>	<b>19</b>	<b>20</b>	<b>62</b>	<b>50</b>	<b>84.0</b>	<b>80</b>	<b>396</b>	<b>5.0</b>	<b>33</b>	<b>3</b>

## 1996 POSTSEASON

Game	Opp	W/L	GP	GS	Att	Cmp	Pct	Yds	Yds/Att	TD	Int	Lg	Sk	Rating	Rush	Yds	Avg	Lg	TD
12/28	at BUF	W	1	1	33	18	54.5	239	7.2	1	2	47	2.0	62.6	3	9	3.0	5	0
1/4	at DEN	W	1	1	29	18	62.1	245	8.4	2	0	44	2.0	112.0	7	44	6.3	29	0
1/12	at NE	L	1	1	38	20	52.6	190	5.0	0	2	22	1.0	44.8	6	34	5.7	14	0
<b>1996 Totals</b>		<b>2-1</b>	<b>3</b>	<b>3</b>	<b>100</b>	<b>56</b>	<b>56.0</b>	<b>674</b>	<b>6.7</b>	<b>3</b>	<b>4</b>	<b>47</b>	<b>5</b>	<b>70.2</b>	<b>16</b>	<b>87</b>	<b>5.4</b>	<b>29</b>	<b>0</b>

## 1995 Jacksonville Jaguars

Game	Opp	W/L	GP	GS	Att	Cmp	Pct	Yds	Yds/Att	TD	Int	Lg	Sk	Rating	Rush	Yds	Avg	Lg	TD
9/3	HST	L	1	0	9	3	33.3	15	1.7	0	1	8	3	2.8	2	36	18.0	23	0
9/10	at CIN	L	1	0	18	8	44.4	81	4.5	0	1	22	5	34.7	3	30	10.0	19	1
9/17	at NYJ	L	1	1	33	15	45.5	138	4.2	1	1	18	6	54.9	10	47	4.7	10	0
9/24	GB	L	1	1	29	16	55.2	156	5.4	2	0	19	5	93.5	4	28	7.0	11	0
10/1	at HST	W	1	0	9	7	77.8	57	6.3	1	0	15t	0	130.1	1	12	12.0	12	0
10/8	PIT	W	1	1	30	17	56.7	189	6.3	1	0	39	4	86.7	7	44	6.3	11	0
10/15	CHI	L	1	1	48	30	62.5	302	6.3	3	1	23t	1	92.5	3	15	5.0	7	0
10/22	at CLV	W	1	1	28	16	57.1	164	5.9	1	1	28	1	71.1	11	58	5.3	14	0
10/29	at PIT	L	1	1	33	18	54.5	189	5.7	1	0	24	7	81.5	7	53	7.6	21	0
11/12	SEA	L	1	1	20	13	65.0	121	6.1	1	1	28	3	77.3	6	60	10.0	18	1
11/19	at TB	L	1	1	21	15	71.4	169	8.0	0	0	35	1	95.1	6	27	4.5	13	1
11/26	CIN	L																	
12/3	at DEN	L																	
12/10	IND	L	1	1	39	26	66.7	312	8.0	3	1	45	2	105.9	2	19	9.5	13	0
12/17	at DET	L																	
12/24	CLV	W	1	1	29	17	58.6	275	9.5	1	0	34	1	101.9	5	51	10.2	27t	1
<b>1995 Totals</b>		<b>3-7</b>	<b>13</b>	<b>10</b>	<b>346</b>	<b>201</b>	<b>58.1</b>	<b>2,168</b>	<b>6.3</b>	<b>15</b>	<b>7</b>	<b>45</b>	<b>39</b>	<b>82.6</b>	<b>67</b>	<b>480</b>	<b>7.2</b>	<b>27t</b>	<b>4</b>

## 1994 Green Bay Packers

Game	Opp	W/L	GP	GS	Att	Cmp	Pct	Yds	Yds/Att	TD	Int	Lg	Sk	Rating	Rush	Yds	Avg	Lg	TD
10/20	at MIN	L	1	0	24	11	45.8	79	3.3	0	0	25	2	54.0	4	9	2.3	5	1
12/11	CHI	W	1	0	3	1	33.3	16	5.3	0	0	16	0	52.1	2	-2			0
<b>1994 Totals</b>			<b>2</b>	<b>0</b>	<b>27</b>	<b>12</b>	<b>44.4</b>	<b>95</b>	<b>3.5</b>	<b>0</b>	<b>0</b>	<b>25</b>	<b>2</b>	<b>53.8</b>	<b>6</b>	<b>7</b>	<b>1.3</b>	<b>5t</b>	<b>1</b>



17

WIDE RECEIVER

HEIGHT: 6'5"

WEIGHT: 232

AGE: 34 (as of opening weekend)

HOMETOWN: Virginia Beach, VA

HIGH SCHOOL: Green Run HS

COLLEGE: Michigan State

HOW ACQUIRED: FA, 7/31/11

EXPERIENCE: NFL: 10th • JETS: 1st

Plaxico BURRESS

NY Jets Media Guide 2011

NY

## CAREER HIGHLIGHTS

- From 2006-08, led NYG in receptions (209), receiving yards (3,227), and touchdowns (29).
- Has six seasons with at least 60 receptions and four seasons with at least 1,000 receiving yards.
- Scored the game-winning touchdown in Super Bowl XLII on a 13-yard reception.

NY

## CAREER TRANSACTIONS

- 07/31/11, NYJ, Signed, FA
- 4/03/09, NYG, Released
- 09/24/08, NYG, Reserve/Suspended
- 03/18/05, NYG, Signed, UFA (PIT)
- 12/01/00, PIT, IR
- 04/15/00, PIT, D1 (8)

NY

## SEASON-BY-SEASON REVIEW

**2008 (NYG):** Appeared in 10 games, starting nine...Missed the final five games due to suspension...Accumulated 454 yards and four touchdowns on 35 receptions, scoring four touchdowns. **SEASON HIGHLIGHTS: (9/14 at SL)**...Scored his first touchdown of the season off a 33-yard pass.

**2007 (NYG):** Started in all 16 regular season games, the first time he played all 16 games since 2003...Led the team in receptions (70), receiving yards (1,025) and posted a career-high 12 touchdowns. **POSTSEASON:** Started in all four post season games including Super Bowl XLII. **(Super Bowl XLII, 2/3 vs. NE)**...Scored the game-winning touchdown off a 13-yard pass from Eli Manning with 35 seconds remaining in the fourth quarter. **(NFC Championship Game, 1/20 at GB)**...Set an NYG postseason record with 11 receptions during and finished with 151 yards receiving. **SEASON HIGHLIGHTS: (12/9 at PHI)**...Had seven receptions en route to his third 100-yard game of the season. **(9/9 at DAL)**...In the first game of the season, collected eight receptions for 144 yards and three touchdowns.

**2006 (NYG):** Started all 15 games in which he appeared and led the team with 988 receiving yards and a then career-high 10 touchdown catches. **POSTSEASON: (Wild Card, 1/7 at PHI)**...Collected five receptions for 89 yards and two touchdowns. **SEASON HIGHLIGHTS: (10/23 at DAL)**...Caught a 50-yard pass for a touchdown on the opening series. **(9/17 at PHI)**...Scored the game-winning touchdown when he caught a 31-yard pass in overtime...Finished the game with six receptions for 114 yards.

**2005 (NYG):** Played in 16 games, starting 15...Had a team-high 76 receptions for 1,214 receiving yards...Tied WR Amani Toomer and TE Jeremy Shockey for the team-lead in touchdowns with seven...Selected NFC Offensive Player of the Week in Week 4 when he caught 10 passes for 204 yards and two touchdowns. **POSTSEASON:** Started the NFC Wild Card game loss vs. CAR, 01/08/06. **SEASON HIGHLIGHTS: (12/31 at OAK)**...In the season-finale, caught a season-long 78-yard touchdown pass...Finished the game with five receptions for 128 yards. **(10/2 vs. SL)**...Named NFC Offensive Player of the Week after catching a season-high 10 passes for 204 yards and two touchdowns. **(11/20 vs. PHI)**...Finished the game with six receptions for 113 yards...Had a 61-yard touchdown reception in the fourth quarter, to seal a 27-17 victory.

**2004 (PIT):** Started and played in 11 games...Finished third on the team with 35 receptions for 698 yards and five touchdowns...Averaged 19.9 yards per reception, the second-best average in the NFL that season...Missed the last five games of the season due to injury. **POSTSEASON:** Scored one touchdown in the AFC Championship game against the Patriots. **SEASON HIGHLIGHTS: (1/23 vs. NE)**...Had another stellar performance in the AFC Championship Game...Finished with three receptions for 37 yards and a touchdown. **(11/7 vs. NE)**...Pulled in three catches, two of which went for touchdowns. **(10/10 vs. CIN)**...Scored his first touchdown of the season on a 37-yard pass from Ben Roethlisberger.

**2003 (PIT):** Made starts in all 16 games for the third-consecutive season...Posted 60 receptions for 860 yards and four touchdowns. **SEASON HIGHLIGHTS: (12/21 vs. SD)**...Finished the game with three receptions, two of which were touchdowns for 25 and 16 yards. **(11/17 vs. CIN)**...Notched eight receptions for 112 yards, his third 100-yard receiving game of the season.

**2002 (PIT):** Started all 16 games for the second-consecutive season...Recorded 78 receptions for 1,325 yards and seven touchdowns. **POSTSEASON:** Started both the Wild Card matchup vs. CLV and the Divisional game at TEN...Caught eight passes for 162 yards and a touchdown. **(Wild Card, 1/5 vs. CLV)**...Collected six receptions for 100 yards, the first 100-yard receiving game of his postseason career...He and Hines Ward became the first PIT receivers to record 100 yards receiving in the same postseason game since 1979. **SEASON HIGHLIGHTS: (11/10 vs. ATL)**...Set the PIT receiving record with 253 yards on nine receptions...Added two touchdowns on passes of 62 and 33 yards. **(10/27 at BLT)**...Scored two touchdowns, both in the first half, helping PIT build a 21-0 lead.

**2001 (PIT):** Made starts in all 16 games for the first time in his career...Garnered his first 1,000-yard receiving season when he caught 66 passes for 1,008 yards and six touchdowns. **POSTSEASON:** Led

the team in receiving yards, catching 10 passes for 151 yards and a touchdown in the postseason. **SEASON HIGHLIGHTS: (1/6 vs. CLV)**...Recorded the first multi-touchdown game of his career. **(11/4 vs. BLT)**...Scored his first-career touchdown on 21-yard pass from QB Kordell Stewart.

**2000 (PIT):** As a rookie, appeared in 12 games with starts in nine... Caught 22 passes for 273 yards before being placed on injured reserve due to a wrist injury. **SEASON HIGHLIGHTS: (11/3 vs. BLT)**... Brought in four passes for 77 yards, including a 39-yard reception in his NFL debut.

## FIRSTS:

<b>First Game:</b>	PIT vs. BLT, 9/3/00 (L, 16-0)
<b>First Start:</b>	PIT vs. BLT, 9/3/00 (L, 16-0)
<b>First Reception:</b>	PIT vs. BLT, 9/3/00 (Six-yard pass from QB Kent Graham)
<b>First TD:</b>	PIT at BLT, 11/4/01 (21-yard pass from QB Kordell Stewart)
<b>First 100-yard Game:</b>	PIT vs. TEN, 10/29/01 (6-151)
<b>First 200-yard Game:</b>	Pit vs. ATL, 11/10/02 (9-253-2 TD)

## Plaxico Burress' Career Statistics

Year	Team	GP	GS	Rec	Yds	Avg	Lg	TD
2000	PIT	12	10	22	273	12.4	39	0
2001	PIT	16	16	66	1,008	15.3	43	6
2002	PIT	16	15	78	1,325	17.0	0	7
2003	PIT	16	16	60	860	14.3	47	4
2004	PIT	11	11	35	698	19.9	48	5
2005	NYG	16	15	76	1,214	15.6	78t	7
2006	NYG	15	15	63	988	15.7	55t	10
2007	NYG	16	16	70	1,025	14.6	60t	12
2008	NYG	10	9	35	454	13.0	33t	4
<b>Career Totals</b>		<b>128</b>	<b>123</b>	<b>505</b>	<b>7,845</b>	<b>15.5</b>	<b>78t</b>	<b>55</b>

## Career Postseason

Year	Team	GP	GS	Rec	Yds	Avg	Lg	TD
2007	NYG	4	4	18	221	12.3	32	1
<b>Totals</b>		<b>4</b>	<b>4</b>	<b>18</b>	<b>221</b>	<b>12.3</b>	<b>32</b>	<b>1</b>

## NY

## BEFORE THE NFL

◊In his first season at Michigan State, he established a Big-Ten single-season record by catching 65 passes.

◊Recorded 20 touchdown catches, finishing second in school history. He also finished third in receptions, and fourth in receiving yards all time among Spartan receivers.

◊Was named second-team All-American by Sportspage.com and All-Big Ten conference.

◊Broke the Michigan State single-season record of 12 touchdown receptions in a single season.

◊Attended Fork Union Military Academy in 1996... Caught 33 passes for 807 yards, averaging 24.5 yards per reception.

## NY

## OFF THE FIELD

◊He and wife, Tiffany, have one son Elijah and one daughter, Giovanna.

◊Founder of the Plaxico Burress Foundation.

◊Also involved with the National Kidney Society, and the Brady Campaign.

## 2008 New York Giants

Date	Opp	GP	GS	Rec	Yds	Avg	Lg	TD
9/4	WAS	1	1	10	133	13.3	30	0
9/14	at STL	1	1	5	81	16.2	33t	1
9/21	CIN	1	1	3	45	15	28	0
10/5	SEA			Suspended				
10/13	at CLV	1	1	4	58	14.5	25	1
10/19	SF	1	1	3	24	8.0	14	1
10/26	at PIT	1	0	3	15	5.0	8	0
11/2	DAL	1	1	3	34	11.3	22	0
11/9	at PHL	1	1	1	17	17.0	17t	1
11/16	BLT	1	1	3	47	15.7	21	0
11/23	at AZ	1	1	0	0	0.0	0	0
11/30	at WAS			Inactive				
12/7	PHL			Suspended				
12/14	at DAL			Suspended				
12/21	CAR			Suspended				
12/28	at MIN			Suspended				
<b>2008 Totals</b>		<b>10</b>	<b>9</b>	<b>35</b>	<b>454</b>	<b>13.0</b>	<b>33t</b>	<b>4</b>

## 2008 POSTSEASON

Game	Opp	GP	GS	Rec	Yds	Avg	Lg	TD
1/11	PHL			Suspended				
<b>Totals</b>		<b>0</b>	<b>0</b>	<b>0</b>	<b>0</b>	<b>0.0</b>	<b>0</b>	<b>0</b>

## 2007 New York Giants

Date	Opp	GP	GS	Rec	Yds	Avg	Lg	TD
9/9	at DAL	1	1	8	144	18.0	60t	3
9/16	GB	1	1	2	32	16.0	26t	1
9/23	at WAS	1	1	5	86	17.2	33t	1
9/30	PHL	1	1	4	24	6.0	10	1
10/7	NYJ	1	1	5	124	24.8	53t	1
10/15	at ATL	1	1	6	97	16.2	43t	1
10/21	SF	1	1	5	43	8.6	18	0
10/28	at MIA	1	1	2	14	7.0	9	0
11/11	DAL	1	1	4	24	6.0	11	0
11/18	at DET	1	1	4	47	11.8	18	0
11/25	MIN	1	1	7	93	13.3	32	1
12/2	at CHI	1	1	3	36	12.0	15	0
12/9	at PHL	1	1	7	136	19.4	41	1
12/16	WAS	1	1	3	35	11.7	18	0
12/23	at BUF	1	1	1	6	6.0	6	0
12/29	at NE	1	1	4	84	21.0	52	2
<b>2007 Totals</b>		<b>16</b>	<b>16</b>	<b>70</b>	<b>1,025</b>	<b>14.6</b>	<b>60t</b>	<b>12</b>

## 2007 POSTSEASON

Game	Opp	GP	GS	Rec	Yds	Avg	Lg	TD
1/6	at TB	1	1	4	38	9.5	14	0
1/13	at DAL	1	1	1	5	5.0	5	0
1/20	at GB	1	1	11	151	14.0	32	0
2/3	NE	1	1	2	27	13.5	14	1
<b>Totals</b>		<b>4</b>	<b>4</b>	<b>18</b>	<b>221</b>	<b>12.3</b>	<b>32</b>	<b>1</b>

## 2005 New York Giants

Date	Opp	GP	GS	Rec	Yds	Avg	Lg	TD
9/11	ARZ	1	1	5	76	15.2	44	1
9/19	at NO	1	1	5	64	12.8	17	0
9/25	at SD	1	DNS	5	52	10.4	17	1
10/2	SL	1	1	10	204	20.4	46	2
10/16	at DAL	1	1	5	55	11.0	28	0
10/23	at DEN	1	1	6	84	14	23	1
10/30	at WAS	1	1	4	42	10.5	20	0
11/6	at SF	1	1	5	79	15.8	50	0
11/13	MIN	1	1	3	50	16.7	21	0
11/20	PHI	1	1	6	113	18.8	61t	1
11/27	at SEA	1	1	6	109	18.2	24	0
12/4	DAL	1	1	4	47	11.8	18	0
12/11	at PHI	1	1	2	37	18.5	27	0
12/17	KC	1	1	2	34	17.0	19	0
12/24	at WAS	1	1	3	40	13.3	27	0
12/31	at OAK	1	1	5	128	25.6	78t	1
<b>2005 Totals</b>		<b>16</b>	<b>15</b>	<b>76</b>	<b>1214</b>	<b>15.6</b>	<b>78t</b>	<b>7</b>

## 2006 New York Giants

Date	Opp	GP	GS	Rec	Yds	Avg	Lg	TD
9/10	IND	1	1	4	80	20	37	1
9/17	at PHI	1	1	6	114	19.0	31t	1
9/24	at SEA	1	1	1	23	23.0	23	0
10/8	WAS	1	1	7	69	9.9	46	1
10/15	at ATL	1	1	4	44	11.0	16	0
10/23	at DAL	1	1	2	94	47.0	50t	1
10/29	TB	1	1	7	86	12.3	25	1
11/12	CHI	1	1	4	48	12	16	0
11/20	at JAX	1	1	5	65	13.0	25t	1
11/26	at TEN	1	1	4	44	11.0	20	1
12/3	at DAL	1	1	6	43	7.2	11	1
12/10	at CAR	1	1	4	77	19.3	45	1
12/17	at PHI	1	1	6	120	20.0	52	0
12/24	NO	1	1	1	55	55.0	55t	1
12/30	at WAS	1	1	2	26	13.0	14	0
<b>2006 Totals</b>		<b>15</b>	<b>15</b>	<b>63</b>	<b>988</b>	<b>15.7</b>	<b>55t</b>	<b>10</b>

## 2004 Pittsburgh Steelers

Date	Opp	GP	GS	Rec	Yds	Avg	Lg	TD
9/12	OAK	1	1	1	13	13.0	13	0
9/19	at BLT	1	1	2	30	15.0	21	0
9/26	at MIA	1	1	2	60	30.0	42	0
10/3	CIN	1	1	4	69	17.3	30	0
10/10	CLV	1	1	6	136	22.7	48	1
10/17	at DAL	1	1	3	48	16.0	32	1
10/31	NE	1	1	3	63	21.0	47t	2
11/7	PHI	1	1	3	70	23.3	47	0
11/14	at CLV	1	1	5	66	13.2	22	0
11/21	at CIN	1	1	3	46	15.3	21	0
11/28	WAS			Inactive				
12/5	at JAX			Inactive				
12/12	NYJ			Inactive				
12/18	at NYG			Inactive				
12/26	BLT	1	1	3	97	32.3	36t	1
1/2	at BUF			Inactive				
<b>2004 Totals</b>		<b>11</b>	<b>11</b>	<b>35</b>	<b>698</b>	<b>19.9</b>	<b>48</b>	<b>5</b>

## 2003 Pittsburgh Steelers

Date	Opp	GP	GS	Rec	Yds	Avg	Lg	TD
9/7	BLT	1	1	6	116	19.3	47	0
9/14	at KC	1	1	7	115	16.4	33t	1
9/21	at CIN	1	1	5	56	11.2	23	0
9/28	TEN	1	1	4	64	16.0	38	0
10/5	CLV	1	1	1	19	19.0	19	0
10/12	at DEN	1	1	5	60	12.0	23	0
10/26	STL	1	1	1	6	6.0	6	0
11/2	at SEA	1	1	5	75	15.0	37	0
11/9	ARZ	1	1	1	6	6.0	6	0
11/17	at SF	1	1	6	92	15.3	24	0
11/23	at CLV	1	1	2	16	8.0	10	0
11/30	CIN	1	1	8	112	14.0	22	0
12/7	OAK	1	1	3	38	12.7	14t	1
12/14	at NYJ	1	1	2	22	11.0	17	0
12/21	SD	1	1	3	50	16.7	25t	2
12/28	at BLT	1	1	1	13	13.0	13	0
<b>2003 Total</b>		<b>16</b>	<b>16</b>	<b>60</b>	<b>860</b>	<b>14.3</b>	<b>47</b>	<b>4</b>

## 2002 Pittsburgh Steelers

Date	Opp	GP	GS	Rec	Yds	Avg	Lg	TD
9/9	at NE	1	0	1	11	11	11	0
9/15	OAK	1	1	1	10	10	10	0
9/29	CLV	1	1	7	84	12	21	1
10/6	at NO	1	1	4	59	14.8	22	1
10/13	at CIN	1	1	8	149	18.6	36	0
10/21	IND	1	1	6	79	13.2	18	0
10/27	at BLT	1	1	5	55	11	20t	2
11/3	at CLV	1	1	4	69	17.3	31	0
11/10	ATL	1	1	9	253	28.1	62t	2
11/17	at TEN	1	1	4	41	10.3	15	0
11/24	CIN	1	1	4	38	9.5	15	0
12/1	at JAX	1	1	5	95	19	54	0
12/8	HOU	1	1	6	83	13.8	19	0
12/15	CAR	1	1	6	120	20	47	1
12/23	at TB	1	1	5	127	25.4	41	0
12/29	BLT	1	1	3	52	17.3	21	0
<b>2002 Totals</b>		<b>16</b>	<b>15</b>	<b>78</b>	<b>1325</b>	<b>17</b>	<b>62t</b>	<b>7</b>

## 2001 Pittsburgh Steelers

Date	Opp	GP	GS	Rec	Yds	Avg	Lg	TD
9/9	at JAX	1	1	2	24	12	19	0
9/30	at BUF	1	1	2	19	9.5	14	0
10/7	CIN	1	1	3	37	12.3	17	0
10/14	at KC	1	1	3	39	13	16	0
10/21	at TB	1	1	3	26	8.7	13	0
10/29	TEN	1	1	6	151	25.2	43	0
11/4	at BAL	1	1	4	56	14	21t	1
11/11	at CLE	1	1	4	44	11	18	0
11/18	JAX	1	1	1	13	13	13	0
11/25	at TEN	1	1	8	114	14.3	35	1
12/2	MIN	1	1	6	86	14.3	24	0
12/9	NYJ	1	1	3	29	9.7	13	0
12/16	at BAL	1	1	8	164	20.5	38	1
12/23	DET	1	1	4	56	14	20	1
12/30	at CIN	1	1	6	102	17	42t	2
1/6	CLE	1	1	3	48	16	24	0
<b>2001 Totals</b>		<b>16</b>	<b>16</b>	<b>66</b>	<b>1,008</b>	<b>15.3</b>	<b>43</b>	<b>6</b>

## 2000 Pittsburgh Steelers

Date	Opp	GP	GS	Rec	Yds	Avg	Lg	TD
9/3	BAL	1	1	4	77	19.3	39	0
9/17	at CLV	1	1	1	10	10	10	0
9/24	TEN	1	0	1	17	17	17	0
10/1	at JAX	1	1	3	40	13.3	19	0
10/8	at NYJ	1	1	3	26	8.7	12	0
10/15	CIN	1	0	4	33	8.3	12	0
10/22	CLV	1	1	2	25	12.5	14	0
10/29	at BAL	1	1	2	16	8	9	0
11/5	at TEN	1	1	1	25	25	25	0
11/12	PHI	1	1	1	4	4	4	0
11/19	JAX	1	1	0	0	-	-	0
11/26	at CIN	1	1	0	0	-	-	0
<b>2000 Totals</b>		<b>12</b>	<b>10</b>	<b>22</b>	<b>273</b>	<b>12.4</b>	<b>39</b>	<b>0</b>

## Plaxico Burress Career Touchdown List

Date	Opp	Type	Qtr	Dwn	Yds	Note	Date	Opp	Type	Qtr	Dwn	Yds	Note
11/04/01	BLT	Rec	2	1	21	QB Kordell Stewart	09/10/06	IND	Rec	2	2	34	QB Eli Manning
11/25/01	at TEN	Rec	2	3	4	QB Kordell Stewart	09/17/06	at PHI	Rec	OT	3	31	QB Eli Manning
12/16/01	at BLT	Rec	2	1	25	QB Kordell Stewart	10/08/06	WAS	Rec	3	2	2	QB Eli Manning
12/23/01	DET	Rec	3	1	19	QB Kordell Stewart	10/23/06	at DAL	Rec	1	1	50	QB Eli Manning
12/30/01	at CIN	Rec	1	2	42	QB Kordell Stewart	10/29/06	TB	Rec	1	2	7	QB Eli Manning
12/30/01	at CIN	Rec	1	1	28	QB Kordell Stewart	11/20/06	at JAX	Rec	3	2	25	QB Eli Manning
01/20/02	BLT*	Rec	4	1	32	QB Kordell Stewart	11/26/06	at TEN	Rec	1	3	3	QB Eli Manning
09/29/02	CLV	Rec	4	2	10	QB Tommy Maddox	12/03/06	DAL	Rec	4	2	5	QB Eli Manning
10/06/02	at NO	Rec	2	1	20	QB Tommy Maddox	12/10/06	at CAR	Rec	2	3	28	QB Eli Manning
10/27/02	at BLT	Rec	1	3	20	QB Tommy Maddox	12/24/06	NO	Rec	1	2	55	QB Eli Manning
10/27/02	at BLT	Rec	2	2	9	QB Tommy Maddox	01/07/07	at PHI*	Rec	1	1	17	QB Eli Manning
11/10/02	ATL	Rec	2	1	33	QB Tommy Maddox	01/07/07	at PHI*	Rec	4	1	11	QB Eli Manning
11/10/02	ATL	Rec	3	1	62	QB Tommy Maddox	09/09/07	at DAL	Rec	1	1	60	QB Eli Manning
12/15/02	CAR	Rec	1	2	11	QB Tommy Maddox	09/09/07	at DAL	Rec	2	3	4	QB Eli Manning
01/05/03	CLV*	Rec	3	2	6	QB Tommy Maddox	09/09/07	at DAL	Rec	4	2	10	QB Eli Manning
09/14/03	at KC	Rec	1	1	33	QB Tommy Maddox	09/16/07	GB	Rec	2	1	26	QB Eli Manning
12/07/03	OAK	Rec	2	3	14	QB Tommy Maddox	09/23/07	at WAS	Rec	4	2	33	QB Eli Manning
12/21/03	SD	Rec	1	3	25	QB Tommy Maddox	09/30/07	PHI	Rec	2	2	9	QB Eli Manning
12/21/03	SD	Rec	2	1	16	QB Tommy Maddox	10/07/07	NYJ	Rec	4	2	53	QB Eli Manning
10/10/04	CLV	Rec	2	3	37	QB Ben Roethlisberger	10/15/07	at ATL	Rec	2	1	43	QB Eli Manning
10/17/04	at DAL	Rec	1	2	5	QB Ben Roethlisberger	11/25/07	MIN	Rec	4	3	6	QB Eli Manning
10/31/04	NE	Rec	1	2	47	QB Ben Roethlisberger	12/09/07	at PHI	Rec	3	1	20	QB Eli Manning
10/31/04	NE	Rec	1	2	4	QB Ben Roethlisberger	12/29/07	NE	Rec	3	3	19	QB Eli Manning
12/26/04	BLT	Rec	1	1	36	QB Ben Roethlisberger	12/29/07	NE	Rec	3	3	3	QB Eli Manning
01/23/05	NE*	Rec	4	2	7	QB Ben Roethlisberger	02/03/08	at NE**	Rec	4	1	13	QB Eli Manning
09/11/05	ARZ	Rec	4	1	13	QB Eli Manning	09/14/08	at SL	Rec	1	1	33	QB Eli Manning
09/25/05	at SD	Rec	2	2	5	QB Eli Manning	10/13/08	at CLV	Rec	2	1	3	QB Eli Manning
10/02/05	at NYG	Rec	1	2	31	QB Eli Manning	10/19/08	SF	Rec	3	1	6	QB Eli Manning
10/02/05	at NYG	Rec	2	3	17	QB Eli Manning	11/09/08	at PHI	Rec	1	3	17	QB Eli Manning
10/23/05	DEN	Rec	1	2	18	QB Eli Manning							
11/20/05	PHI	Rec	4	3	61	QB Eli Manning							
12/31/05	at OAK	Rec	2	3	78	QB Eli Manning							

\*POSTSEASON

\*\*SUPER BOWL

## Plaxico Burress' Career 100-Yard Receiving Games

Date	Opp	W/L	Rec	Yds	Avg	Lg	TD
11/10/02	ATL	T	9	253	28.1	62t	2
10/02/05	SL	W	10	204	20.4	46	2
12/16/01	at BLT	W	8	164	20.5	38	1
10/29/01	TEN	W	6	151	25.2	43	0
01/20/08	at GB*	W	11	151	13.7	32	0
10/13/02	at CIN	W	8	149	18.6	36	0
09/09/07	at DAL	L	8	144	18	60t	3
10/10/04	CLV*	W	6	136	22.7	48	1
12/09/07	at PHI	W	7	136	19.4	41	1
09/04/08	WAS	W	10	133	13.3	30	0
12/31/05	at OAK	W	5	128	25.6	78t	1
12/23/02	at TB	W	5	127	25.4	41	0
10/07/07	NYJ	W	5	124	24.8	53t	1
12/15/02	CAR	W	6	120	20	47	1
12/17/06	PHI	L	6	120	20	52	0
09/07/03	BLT	W	6	116	19.3	47	0
09/14/03	at KC	L	7	115	16.4	33t	1
11/25/01	at TEN	W	8	114	14.3	35	1
09/17/06	at PHI	W	6	114	19	31t	1
11/20/05	PHI	W	6	113	18.8	61t	1
11/30/03	CIN	L	8	112	14	22	0
11/27/05	at SEA	L	6	109	18.2	24	0
12/30/01	at CIN	L	6	102	17	42t	2
01/05/03	CLV*	W	6	100	16.7	24	1

\*POSTSEASON

## Plaxico Burress' 10 Longest Receptions

Date	Opp	Long	Total Yds
12/31/05	at OAK	78t	128
11/10/02	ATL	62t	253
11/20/05	PHI	61t	113
09/09/07	at DAL	60t	144
12/24/06	NO	55t	55
12/01/02	at JAX	54	95
10/07/07	NYJ	53t	124
12/17/06	PHI	52	120
12/29/07	NE	52	84
11/10/02	ATL	50	253
11/06/05	at SF	50	79
10/23/06	at DAL	50t	94



# 34

CORNERBACK

HEIGHT: 5'10"

WEIGHT: 192

AGE: 27 (as of opening weekend)

HOMETOWN: Hazel Crest, IL

HIGH SCHOOL: Hillcrest HS

COLLEGE: Northwestern

HOW ACQUIRED: FA (2/17/09)

EXPERIENCE: NFL: 3rd • JETS: 3rd

## Marquice COLE

NY Jets Media Guide 2011

**NY**

### CAREER HIGHLIGHTS

- Has appeared in 23 career games, including one start, amassing 11 career tackles, eight passes defended, two interceptions, with one returned for a touchdown on defense and 25 tackles on special teams.
- Picked off a pass from BUF QB Brian Brohm and returned it 35 yards for a touchdown, one of two interceptions he registered in his first career start.

**NY**

### CAREER TRANSACTIONS

- 01/24/11, NYJ, Signed, Contract Extension
- 09/23/09, NYJ, Signed from NYJ Practice Squad
- 09/16/09, NYJ, Signed, Practice Squad
- 09/14/09, NYJ, Waived
- 02/17/09, NYJ, Signed, FA
- 12/09/08, NO, Signed, Practice Squad
- 08/30/08, TEN, Waived
- 07/07/08, TEN, Signed, Reserve/Future
- 12/11/07, TEN, Signed, Practice Squad
- 09/01/07, OAK, Waived
- 05/04/07, OAK, Signed, Undrafted FA

**NY**

### SEASON-BY-SEASON REVIEW

**2010 (JETS)** Appeared in a career-high 12 games, making a start in the season-finale vs. BUF, 01/02/11...Missed three games with a hamstring injury (at CLV, vs. HST and vs. CIN)...Registered 10 tackles, seven passes defended, two interceptions, one of which he returned 35 yards for a touchdown...Registered 14 special teams tackles. **POST-SEASON:** Appeared in all three postseason games on defense and special teams, recording one tackle on defense and another on special teams. **SEASON HIGHLIGHTS: (1/2 vs. BUF)**...Made the first start of his career and responded by registering career-highs with five tackles (all solo), two interceptions of Brohm and three passes defended...Returned the first interception 35 yards for touchdown, the first score of his career. **(12/19 at PIT)**...Downed a Steve Weatherford punt at the three-yard line, leading to a safety on the next play when LB Jason Taylor tackled RB Mewelde Moore in the endzone...Broke up two passes from QB Ben Roethlisberger, including one intended for TE Matt Spaeth in the end zone on the game's final play.

**2009 (JETS)** Played primarily on special teams in 11 contests, where he recorded 11 tackles. Saw spot action as a member of the secondary for the NFL's number-one ranked defense and finished the season with one tackle, one quarterback hit and one pass defended.

### FIRSTS:

First Game:	NYJ vs. TEN, 9/27/09 (W, 24-17)
First Start:	NYJ vs. BUF, 01/02/11 (W, 38-7)
First INT:	NYJ vs. BUF, 01/02/11 (QB Brian Brohm)
First TD:	NYJ vs. BUF, 01/02/11 (35-yard INT return off QB Brian Brohm)

**NY**

### BEFORE THE NFL

- Four-year letter winner who played in 43 career games...Named to Thorpe Award (top defensive back) preseason watch list prior to senior season.
- Totaled 114 tackles, seven interceptions and one sack in his career...Averaged 13.8 yards per punt return, including one touchdown.
- Coached by Earnest Sutton at Hillcrest (IL) HS...Two-time all-conference, all-area and all-state selection...Totaled 71 tackles, three forced fumbles, two fumble recoveries and four interceptions (one touchdown)...Offensively, had 19 receptions for 392 yards and five touchdowns...Scored five touchdowns on special teams (three kickoff returns, two punt returns)...Played wide receiver, kicker, punter, running back and kickoff/punt returner.

**NY**

### OFF THE FIELD

- All-conference, all-area and all-state honoree in track and field.
- Born Marquice Jermal Cole, son of Curtis and Patricia Diggs.

## Marquice Cole's Regular Season Statistics

Date	Team	P	S	TT	S	A	Sk	Yds	Int	Yds	Lg	TD	PD	FF	FR	Yds	TD
2009	Jets	11	0	1	1	0	0	0	0	0	0	0	1	0	0	0	0
2010	Jets	12	1	10	10	0	0	0	2	49	35t	1	7	0	0	0	0
Career Totals		23	1	11	11	0	0	0	2	49	35	1	8	0	0	0	0

## Additional Statistics

**Special Teams Tackles:** 25 (career): 14 (2010); 11 (2009)

Recovered his own fumble on punt return at CHI (12/26/10)

## Career Postseason Statistics

Date	Team	P	S	TT	S	A	Sk	Yds	Int	Yds	Lg	TD	PD	FF	FR	Yds	TD
2009	Jets	3	0	0	0	0	0	0	0	0	0	0	0	0	0	0	0
2010	Jets	3	0	1	0	1	0	0	0	0	0	0	0	0	0	0	0
Career Postseason		6	0	1	0	1	0	0	0	0	0	0	0	0	0	0	0

## Additional Postseason Statistics

**Special Teams Tackles:** 1 (career): 1 (2010)

## 2010 New York Jets

Date	Opp	W/L	P	S	TT	S	A	Sk	Yds	Int	Yds	Lg	TD	PD	FF	FR	Yds	TD
9/13	BLT	L	1	0	-	-	-	-	-	-	-	-	-	-	-	-	-	-
9/19	NE	W	1	0	-	-	-	-	-	-	-	-	-	-	-	-	-	-
9/26	at MIA	W	1	0	-	-	-	-	-	-	-	-	-	-	-	-	-	-
10/3	at BUF	W	1	0	-	-	-	-	-	-	-	-	-	-	-	-	-	-
10/11	MIN	W	1	0	-	-	-	-	-	-	-	-	-	1	-	-	-	-
10/17	at DEN	W	1	0	-	-	-	-	-	-	-	-	-	-	-	-	-	-
10/31	GB	L	1	0	2	2	0	-	-	-	-	-	-	-	-	-	-	-
11/7	at DET	W	1	0	-	-	-	-	-	-	-	-	-	-	-	-	-	-
11/14	at CLV	W								INACTIVE (HAMSTRING)								
11/21	HST	W								INACTIVE (HAMSTRING)								
11/25	CIN	W								INACTIVE (HAMSTRING)								
12/6	at NE	L	1	0	-	-	-	-	-	-	-	-	-	-	-	-	-	-
12/12	MIA	L								INACTIVE								
12/19	at PIT	W	1	0	2	2	0	-	-	-	-	-	-	2	-	-	-	-
12/26	at CHI	L	1	0	1	1	0	-	-	-	-	-	-	1	-	-	-	-
1/2	BUF	W	1	1	5	5	0	-	-	2	49	35	1	3	-	-	-	-
2010 Totals			12	1	10	10	0	0	0	2	49	35t	1	6	0	0	0	0

## 2010 Postseason

Date	Opp	W/L	P	S	TT	S	A	Sk	Yds	Int	Yds	Lg	TD	PD	FF	FR	Yds	TD
1/8	at IND	W	1	0	-	-	-	-	-	-	-	-	-	-	-	-	-	-
1/16	at NE	W	1	0	1	0	1	-	-	-	-	-	-	-	-	-	-	-
1/23	at PIT	L	1	0	-	-	-	-	-	-	-	-	-	-	-	-	-	-
Totals			3	0	1	0	1	0.0	0.0	0	0	0	0	0	0	0	0	0



**38**

FULLBACK

HEIGHT: 5'11"

WEIGHT: 245

AGE: 24 (as of opening weekend)

HOMETOWN: West Chester, OH

HIGH SCHOOL: Lakota West

COLLEGE: Kentucky

HOW ACQUIRED: D5 (139), 2010

EXPERIENCE: NFL: 2nd • JETS: 2nd

John **CONNER**

NY Jets Media Guide 2011

**NY**

## CAREER HIGHLIGHTS

- Appeared in all 16 games in his first NFL season, collection eight carries for 44 yards and a touchdown and two receptions for nine yards.

**NY**

## CAREER TRANSACTIONS

- 04/24/10, NYJ, D5\* (139)

\*Jets acquired 2010 D5 (139) from SEA for RB Leon Washington and 2010 D7 (236 – Dexter Davis)

**NY**

## SEASON-BY-SEASON REVIEW

**2010 (JETS)** Appeared in all 16 games in his rookie season, registering eight carries for 44 yards and a touchdown and collection two receptions for nine yards...Collected eight special teams tackles and returned three kicks for 35 yards. **POSTSEASON:** Active for the first postseason game at IND, 01/08/11, but inactive for the next two. **SEASON HIGHLIGHTS: (1/2 vs. BUF)**...Registered the first carries of his career when he ran eight times for 44 yards (5.5 avg.), scoring the first touchdown of his career on a 16-yard run. **(10/11 vs. MIN)**... Caught one pass for seven yards. **(10/03 at BUF)**...Caught the first pass of his career when he pulled in a two-yard reception from QB Mark Sanchez. **(9/13 vs. BLT)**...Made his NFL debut.

**NY**

## BEFORE THE NFL

- Played in 54 games at Kentucky with 26 starts...Finished his career with 53 carries for 245 yards and four touchdowns and added

25 catches for 193 yards and four more touchdowns...Primarily served as a blocking back with a major role on special teams... Received a medical redshirt in 2005 when he was injured three games into the season as a true-freshman walk-on.

- Two-year starter and team captain at Lakota West (OH) HS...As a senior was named first-team All-Greater Miami Conference and honorable-mention All-Southwest Ohio as he rushed for 1,100 yards and 14 touchdowns, averaging 6.3 yards per carry, as a senior.

**NY**

## OFF THE FIELD

- Son of John and Marion Conner.
- Completed his degree in kinesiology.

## FIRSTS

<b>First Game:</b>	NYJ vs. BLT, 09/13/10 (L, 9-10)
<b>First Rush:</b>	NYJ vs. BUF, 01/02/11 (Two-yard run)
<b>First Catch:</b>	NYJ at BUF, 10/03/10 (Two-yard pass from QB Mark Sanchez)
<b>First TD:</b>	NYJ vs. BUF, 01/02/11 (16-yard TD run)
<b>First Return:</b>	NYJ at DET, 11/07/10 (10-yard kickoff return)

### John Conner's Career Statistics

Year	Team	P	S	Rushing					Receiving				
				Rush	Yds	Avg	Lg	TD	Rec	Yds	Avg	Lg	TD
2010	Jets	16	0	8	44	5.5	16	1	2	9	4.0	4	0
Career Totals		16	0	8	44	5.5	16t	1	2	9	2.0	4	0

### Additional Statistics

Special Teams Tackles: 8 (Career): 8 (2010)

### Career Bests

Rushes: 8 (1/2/11 vs. BUF)

Longest Rush: 16t (1/2/11 vs. BUF)

Yards: 44 (1/2/11 vs. BUF)



# 27

SAFETY

HEIGHT: 5'10"

WEIGHT: 202

AGE: 23 (as of opening weekend)

HOMETOWN: Riviera Beach, FL

HIGH SCHOOL: Palm Beach Gardens HS

COLLEGE: South Carolina

HOW ACQUIRED: FA (12/8/10)

EXPERIENCE: NFL: 2nd • JETS: 2nd

# Emanuel COOK

NY Jets Media Guide 2011

## NY

### CAREER HIGHLIGHTS

- Played the final four regular-season games for the Jets and all three postseason games after signing with the club on 12/08/10... Collected five special teams tackles, one tackle and one forced fumble on defense and another special teams tackle in the post-season.

## NY

### CAREER TRANSACTIONS

- 12/08/10, NYJ, Signed, FA
- 09/04/10, NYJ, Waived
- 07/29/10, NYJ, Signed, FA
- 06/18/10, TB, Waived
- 01/04/10, TB, Signed, Reserve/Future
- 11/11/09, TB, Signed, Practice Squad
- 09/10/09, NYJ, Terminated from Practice Squad
- 09/07/09, NYJ, Signed, Practice Squad
- 09/05/09, NYJ, Waived
- 05/01/09, NYJ, Signed, Undrafted FA

## NY

### SEASON-BY-SEASON REVIEW

**2010 (JETS)** Appeared in the four regular-season games after signing with the club on 12/08...Recorded five tackles on special teams and one tackle and one forced fumble on defense. **POSTSEASON:** Appeared on special teams in all three postseason contests notching one tackle.

**SEASON HIGHLIGHTS: (1/2 vs. BUF)**...Saw action on defense for the first time in his career and knocked loose a WR Steve Johnson fumble that was recovered by DB Dwight Lowery...Notched his first-

career tackle on defense. **(12/12 vs. MIA)**...Made his NFL debut on special teams and registered one special teams tackle.

**2009 (TB)** Joined the practice squad on 11/11/09, prior to the week 10 matchup at MIA...Spent the remaining eight weeks of the 2009 season as a member of the TB practice squad.

## NY

### BEFORE THE NFL

- Led South Carolina in tackles his last two seasons...Totaled 179 tackles, five pass breakups, three interceptions and two forced fumbles.
- Coached by Kevin Fleury at Palm Beach Gardens (FL) HS... Rushed for 2,027 yards and 27 touchdowns as a senior, leading his team to the first state championship in school history... Recognized as the *South Florida Sun-Sentinel* Player of the Year for large schools...Ran for 373 yards and five touchdowns in one game and rushed for 243 yards and four scores in the state title game...Earned Lou Groza Award Palm Beach County Player of the Year.

## NY

### OFF THE FIELD

- Majored in Retailing at South Carolina.
- Plays chess.
- Born Emanuel Lee Cook in West Palm Beach, FL.

#### Emanuel Cook's Career Statistics

Year	Team	P	S	TT	S	A	Sk	Yds	Int	Yds	Lg	TD	PD	FF	FR	Yds	TD
2010	Jets	4	0	1	1	0	0.0	0.0	0	0	0	0	0	1	0	0	0
<b>Career Totals</b>		<b>4</b>	<b>0</b>	<b>1</b>	<b>1</b>	<b>0</b>	<b>0.0</b>	<b>0.0</b>	<b>0</b>	<b>0</b>	<b>0</b>	<b>0</b>	<b>0</b>	<b>1</b>	<b>0</b>	<b>0</b>	<b>0</b>

#### Additional Statistics

**Special Teams Tackles:** 5 (Career): 5 (2010)

#### Career Postseason

Year	Team	P	S	TT	S	A	Sk	Yds	Int	Yds	Lg	TD	PD	FF	FR	Yds	TD
2010	Jets	3	0	0	0	0	0	0	0	0	0	0	0	0	0	0	0
<b>Totals</b>		<b>3</b>	<b>0</b>	<b>0</b>	<b>0</b>	<b>0</b>	<b>0</b>	<b>0</b>	<b>0</b>	<b>0</b>	<b>0</b>	<b>0</b>	<b>0</b>	<b>0</b>	<b>0</b>	<b>0</b>	<b>0</b>

#### Additional Postseason Statistics

**Special Teams Tackles:** 1 (Career): 1 (2010)



# 31

CORNERBACK

HEIGHT: 6'2"

WEIGHT: 203

AGE: 27 (as of opening weekend)

HOMETOWN: Tallahassee, FL

HIGH SCHOOL: Lincoln (FL) HS

COLLEGE: Florida State

HOW ACQUIRED: Trade (SD, 3/5/10)

EXPERIENCE: NFL: 6th • JETS: 2nd

# Antonio CROMARTIE

NY Jets Media Guide 2011

## NY

### CAREER HIGHLIGHTS

- Has recorded 18 interceptions, 56 passes defended, two fumble recoveries, and 194 tackles after starting 54-of-79 games played in the regular season.
- Made nine starts in 10 career postseason games and has collected 32 tackles, two interceptions, five passes defended and one forced fumble...Started all three of the Jets postseason games in 2010, posting 11 tackles (10 solo) and a pass defended.
- Scored four touchdowns during his career: two on interception returns of 70 yards (vs. HST 10/28/07) and 52 yards (vs. Jets 09/22/08), one on an errant punt snap in end zone (vs. HST 10/28/07), and another on a 109-yard missed field-goal return (at MIN 11/04/07)...The 109-yard return is tied for the longest play in NFL history.
- In the 2008 Pro Bowl (2007 season), he tied a record with two interceptions...The first interception was on a DAL QB Tony Romo pass and the second came on a TB QB Jeff Garcia pass.

## NY

### CAREER TRANSACTIONS

- 03/05/10, NYJ, Trade, SD, 2011 D2 (61 – Jonas Mouton)
- 04/29/06, SD, D1 (19)

## NY

### SEASON-BY-SEASON REVIEW

**2010 (JETS)** Started the first 15 games of the season before sitting in the season finale to rest for the postseason...Registered 42 tackles (40 solo), the second-highest total in his career, and tied with CB Dwight Lowery for the team-lead with three interceptions...Matched his season-high of 18 passes defended, set in his breakout 2007 season...Returned five punts for 36 yards (7.2 avg.) and one kickoff for -6 yards. **POSTSEASON:** Finished the postseason with 11 tackles (10 solo) and one pass defended...Became the primary kickoff returner with WR Brad Smith injured and collected 191 yards on six returns (31.8 avg.). **(AFC Championship: 1/23 at PIT)**...Matched his postseason career-high with five tackles (all solo). **(Divisional: 1/16 at NE)**...Capped his four kickoff returns for 103 yards with 23-yard return following an onside kick that led to a RB Shonn Greene touchdown run and a 28-14 Jets lead late in the fourth quarter. **(Wild Card: 1/8 at IND)**...Set up the game-winning field goal drive in the 17-16 victory when he returned a kickoff 47 yards to the 46-yard line. **SEASON HIGHLIGHTS: (11/25 vs. CIN)**...Picked off QB Carson Palmer in the end zone for his third interception of the season, tying him with Lowery for the team lead. **(11/14 at CLV)**...Registered just the second fumble recovery of his career when he scooped up a WR Chansi

Stuckey fumble caused by CB Drew Coleman to help halt a CLV overtime drive deep in Jets territory. **(9/19 vs. NE)**...Recorded interceptions in consecutive weeks for the fourth time in his career and first since Weeks 10 and 11 in 2009 when he intercepted a QB Tom Brady pass intended for WR Randy Moss...After an injury to CB Darrelle Revis at halftime, switched on to Moss, holding the receiver without a reception in the second half. **(9/13 vs. BLT)**...Made his Jets debut and picked off QB Joe Flacco, returning the ball 66 yards, his longest interception return since he returned a pass 70 yards for a touchdown vs. HST, 10/28/07.

**2009 (SD)** Started all 16 regular-season games in addition to the one SD playoff contest...Finished the season with three interceptions, six passes defended and 36 tackles...All three of his interceptions came during the month of November. **POSTSEASON: (Divisional: 1/17 vs. NYJ)**...Posted two tackles. **SEASON HIGHLIGHTS: (11/22 at DEN)**...Intercepted a Kyle Orton pass intended for Eddie Royal, and finished with five tackles. **(11/15 vs. PHI)**...Ended the game with an interception of a Donovan McNabb lob to the end zone and preserved 31-23 victory. **(11/1 vs. OAK)**...Recorded an interception on an overthrown JaMarcus Russell pass to end the first OAK drive of the game.

**2008 (SD)** Earned second-alternate Pro Bowl honors after starting 15 of the 16 games he played in...Recorded 64 tackles, nine passes defended and two interceptions, one of which he returned 52 yards for a touchdown. **POSTSEASON HIGHLIGHTS:** Started both postseason contests **(1/3 vs. IND and 1/11 at PIT)** posting six total tackles. **SEASON HIGHLIGHTS: (11/9 vs. KC)**...Recorded a career-high 11 tackles (10 solo). **(9/22 vs. NYJ)**...Named AFC Defensive Player of the Week after a two-interception performance against QB Brett Favre, in which he returned the first interception 52 yards for a touchdown...Also made a game-clinching interception against QB Kellen Clemens in the end zone late in the fourth quarter.

**2007 (SD)** Garnered Pro Bowl honors and named first-team All-Pro by the *Associated Press* and *Sports Illustrated*, All-NFL and All-AFC by *PFW* and *PFWA* and All-NFL by *USA Today Sports Weekly* after he registered 10 interceptions, one returned for a touchdown, 18 passes defended, 41 tackles, one fumble recovery and seven special teams tackles while starting eight-of-16 games played...All 10 of his interceptions were recorded during a nine-game stretch...Garnered AFC Defensive Player of the Month for December after collecting four interceptions in the month. **POSTSEASON:** Started all three SD postseason games, finishing with 10 tackles, two interceptions for 37 yards, two passes defended and one forced fumble. **(AFC Championship: 1/20 at NE)**...Intercepted QB Tom Brady in the end zone. **(Divisional: 1/13 at IND)**...Intercepted a pass off QB Peyton Manning, his fourth interception of Manning in two games that season...Returned the pick 89 yards for apparent touchdown, but penalty behind play

negated score and left with him credited with a 30-yard return...Earlier in contest, set up the first touchdown of game when he forced a WR Marvin Harrison fumble. **SEASON HIGHLIGHTS: (12/16 vs. DET)**...Collected SD single-season record 10th interception of the season, when he picked off a QB Jon Kitna pass. **(12/9 vs. TEN)**...Tested twice by QB Vince Young during the game defending one pass and intercepting the other...The interception, his ninth of the season, tied a SD record for most in a single season. **(12/2 at KC)**...Registered his third multiple-interception game of the season when he hauled in two passes, one from QB Damon Huard and other from QB Tyler Thigpen. **(11/11 vs. IND)**...Made first-career start in place of injured Quentin Jammer and earned AFC, GMC, SI.com and *PFW* Defensive Player of the Week honors after tying team record with three interceptions off of QB Peyton Manning...The third interception was a highlight reel, one-handed, leaping pick...Recorded all three picks in first half, marking the most interceptions in one half since Stevon Moore (CLV) at HOU, 09/17/95. **(11/4 at MIN)**...Awarded AFC, SI.com and USA Today.com Special Teams Player of the Week honors after recording an NFL-record 109-yard touchdown return following a missed field-goal attempt...The return occurred on the last play of the first half as a 57-yard field-goal attempt by Ryan Longwell fell short...Also partially blocked a P Chris Kluwe punt. **(10/28 vs. HST)**...Earned both *AP* NFL Player of the Week and SI.com Defensive Player of the Week honors after scoring his first two-career touchdowns...The first touchdown came when he recovered an errant punt snap in the end zone...His second touchdown came on a 70-yard interception return, that put the Charges ahead 28-3...Intercepted QB Matt Schaub for the second time on the next possession. **(10/14 vs. OAK)**...Intercepted the first pass of his career off of QB Daunte Culpepper.

**2006 (SD)** Appeared in all 16 games, recording 11 tackles and five passes defended in the regular season and three tackles and one pass defended in the postseason. **POSTSEASON HIGHLIGHTS: (Divisional: 1/14 vs. NE)**...Made his postseason debut, collecting three tackles and a pass defended. **SEASON HIGHLIGHTS: (11/26 vs. OAK)**...Set up a touchdown with a 91-yard kickoff return.

## FIRSTS:

<b>First Game:</b>	SD at OAK, 09/11/06 (W, 27-0)
<b>First Start:</b>	SD vs. IND, 11/11/07 (W, 23-21)
<b>First INT:</b>	SD vs. OAK, 10/14/07 (QB Daunte Culpepper)
<b>First NYJ INT:</b>	vs. BLT, 09/13/10 (QB Joe Flacco)
<b>First TD:</b>	SD vs. HST, 10/28/07 (0-yard Fumble Return)



## BEFORE THE NFL

- Named first-team All-ACC in 2004...Scored three touchdowns in his college career on interception returns of 40 and 71 yards and a fumble return of 61 yards.
- Redshirted in 2005 after suffering a knee injury in preseason voluntary workouts.
- 2002 *USA Today* National Defensive Player of the Year and All-America at Lincoln HS in Tallahassee.
- Won the Class 4A state title as junior and 12-1-1 as senior...saw time at DB, RB, WR and KR...Finished career with 10 INT and 27 TDs, including 22 on offense, four on special teams and one on defense.



## OFF THE FIELD

- Married to wife, Terricka.
- The focus of his foundation, the Antonio Cromartie Foundation, is to help youth in underserved communities improve their quality of life. ([www.antonio31cromartie.com](http://www.antonio31cromartie.com)).
- Member of FSU's 2004 ACC Championship track team (sprints and hurdles).
- Averaged 14 ppg and nine rpg on basketball team.
- Ran 110-meters and 4x100 meter relay.

## Antonio Cromartie's Career Statistics

Year	Team	P	S	TT	S	A	Sk	Yds	Int	Yds	Lg	TD	PD	FF	FR	Yds	TD
2006	SD	16	0	11	9	2	0.0	0.0	0	0	0	0	5	0	0	0	0
2007	SD	16	8	41	33	8	0.0	0.0	10	144	70	1	18	0	1	0	1
2008	SD	16	15	64	57	7	0.0	0.0	2	66	52	1	9	0	0	0	0
2009	SD	16	16	36	33	3	0.0	0.0	3	17	16	0	6	0	0	0	0
2010	Jets	15	15	42	40	2	0.0	0.0	3	75	66	0	18	0	1	0	0
<b>Career Totals</b>		<b>79</b>	<b>54</b>	<b>194</b>	<b>172</b>	<b>22</b>	<b>0.0</b>	<b>0.0</b>	<b>18</b>	<b>302</b>	<b>70</b>	<b>2</b>	<b>56</b>	<b>0</b>	<b>2</b>	<b>0</b>	<b>1</b>

## Additional Statistics

**Special Teams Tackles:** 17 (career); 10 (2006); 7 (2007)

**Touchdowns:** 4

**Kickoff Returns:** 20-436, 21.8 (career); 1-(-6) (2010); 3-41 (2009); 3-37 (2008); 3-67 (2007); 10-297 (2006)

**Punt Returns:** 6-40, 6.7 (career); 5-36 (2010); 1-4 (2008)

## 2008

52-yard INT return vs. JETS 9/22/08

## 2007

Fumble recovered in end zone vs. HST 10/28/07

70-yard INT return vs. HST 10/28/07

109-yard missed field-goal return at MIN 11/4/07

## Career Bests

**Tackles:** 11 (11/9/08 vs. KC)

**Interceptions:** 3 (11/11/07 vs. IND)

**Long Interception Return:** 70 (10/28/07 vs. HST)

## Career Postseason Statistics

Year	Team	P	S	TT	S	A	Sk	Yds	Int	Yds	Lg	TD	PD	FF	FR	Yds	TD
2006	SD	1	0	3	3	0	0	0	0	0	0	0	1	0	0	0	0
2007	SD	3	3	10	8	2	0	0	2	37	30	0	2	1	0	0	0
2008	SD	2	2	6	6	0	0	0	0	0	0	0	1	0	0	0	0
2009	SD	1	1	2	1	1	0	0	0	0	0	0	0	0	0	0	0
2010	Jets	3	3	11	10	1	0	0	0	0	0	0	1	0	0	0	0
<b>Totals</b>		<b>10</b>	<b>9</b>	<b>32</b>	<b>28</b>	<b>4</b>	<b>0</b>	<b>0</b>	<b>2</b>	<b>37</b>	<b>30</b>	<b>0</b>	<b>5</b>	<b>1</b>	<b>0</b>	<b>0</b>	<b>0</b>

## Additional Postseason Statistics

**Kickoff Returns:** 9-228, 25.3 (career); 6-191 (2010); 1-11 (2009); 1-7 (2008); 0-4 (2007); 1-15 (2006)

**Punt Returns:** 2-(-1) (Career); 1-(-1) (2010); 1-0 (2009)

## 2010 New York Jets

Date	Opp	P	S	TT	S	A	Sk	Yds	Int	Yds	Lg	TD	PD	FF	FR	Yds	TD
9/13	BLT	1	1	2	2	0	-	-	1	66	66	-	1	-	-	-	-
9/19	NE	1	1	4	4	0	-	-	1	0	-	-	2	-	-	-	-
9/26	at MIA	1	1	6	5	1	-	-	-	-	-	-	1	-	-	-	-
10/3	at BUF	1	1	1	1	0	-	-	-	-	-	-	1	-	-	-	-
10/11	MIN	1	1	3	3	0	-	-	-	-	-	-	4	-	-	-	-
10/17	at DEN	1	1	3	3	0	-	-	-	-	-	-	3	-	-	-	-
10/31	GB	1	1	4	4	0	-	-	-	-	-	-	-	-	-	-	-
11/7	at DET	1	1	4	4	0	-	-	-	-	-	-	-	-	-	-	-
11/14	at CLV	1	1	-	-	-	-	-	-	-	-	-	-	-	1	0	-
11/21	HST	1	1	1	1	0	-	-	-	-	-	-	2	-	-	-	-
11/25	CIN	1	1	4	4	0	-	-	1	9	9	-	2	-	-	-	-
12/6	at NE	1	1	2	2	0	-	-	-	-	-	-	-	-	-	-	-
12/12	MIA	1	1	1	0	1	-	-	-	-	-	-	1	-	-	-	-
12/19	at PIT	1	1	5	5	0	-	-	-	-	-	-	-	-	-	-	-
12/26	at CHI	1	1	2	2	0	-	-	-	-	-	-	1	-	-	-	-
1/2	BUF								INACTIVE								
<b>2010 Totals</b>		<b>15</b>	<b>15</b>	<b>42</b>	<b>40</b>	<b>2</b>	<b>0.0</b>	<b>0.0</b>	<b>3</b>	<b>75</b>	<b>66</b>	<b>0</b>	<b>18</b>	<b>0</b>	<b>1</b>	<b>0</b>	<b>0</b>

## 2010 Postseason

Date	Opp	P	S	TT	S	A	Sk	Yds	Int	Yds	Lg	TD	PD	FF	FR	Yds	TD
1/8	at IND	1	1	2	2	0	-	-	-	-	-	-	-	-	-	-	-
1/16	at NE	1	1	4	3	1	-	-	-	-	-	-	1	-	-	-	-
1/23	at PIT	1	1	5	5	0	-	-	-	-	-	-	-	-	-	-	-
<b>Totals</b>		<b>3</b>	<b>3</b>	<b>11</b>	<b>10</b>	<b>1</b>	<b>0.0</b>	<b>0.0</b>	<b>0</b>	<b>0</b>	<b>0</b>	<b>0</b>	<b>1</b>	<b>0</b>	<b>0</b>	<b>0</b>	<b>0</b>

## 2009 San Diego Chargers

Date	Opp	P	S	TT	S	A	SK	YDS	INT	YDS	LG	TD	PD	FF	FR	YDS	TD
9/14	at OAK	1	1	2	N/A	N/A	-	-	-	-	-	-	N/A	-	-	-	-
9/20	BLT	1	1	3	N/A	N/A	-	-	-	-	-	-	N/A	-	-	-	-
9/27	MIA	1	1	2	N/A	N/A	-	-	-	-	-	-	N/A	-	-	-	-
10/4	at PIT	1	1	4	N/A	N/A	-	-	-	-	-	-	N/A	-	-	-	-
10/19	DEN	1	1	3	N/A	N/A	-	-	-	-	-	-	N/A	-	-	-	-
10/25	at KC	1	1	0	N/A	N/A	-	-	-	-	-	-	N/A	-	-	-	-
11/1	OAK	1	1	3	N/A	N/A	-	-	1	16	16	0	N/A	-	-	-	-
11/8	at NYG	1	1	0	N/A	N/A	-	-	-	-	-	-	N/A	-	-	-	-
11/15	PHI	1	1	1	N/A	N/A	-	-	1	0	0	-	N/A	-	-	-	-
11/22	at DEN	1	1	5	N/A	N/A	-	-	1	1	1	-	N/A	-	-	-	-
11/29	KC	1	1	5	N/A	N/A	-	-	-	-	-	-	N/A	-	-	-	-
12/6	at CLV	1	1	1	N/A	N/A	-	-	-	-	-	-	N/A	-	-	-	-
12/13	at DAL	1	1	1	N/A	N/A	-	-	-	-	-	-	N/A	-	-	-	-
12/20	CIN	1	1	2	N/A	N/A	-	-	-	-	-	-	N/A	-	-	-	-
12/25	at TEN	1	1	2	N/A	N/A	-	-	-	-	-	-	N/A	-	-	-	-
1/3	WAS	1	1	2	N/A	N/A	-	-	-	-	-	-	N/A	-	-	-	-
<b>2009 Totals</b>		<b>16</b>	<b>16</b>	<b>36</b>	<b>33</b>	<b>3</b>	<b>0</b>	<b>0</b>	<b>3</b>	<b>17</b>	<b>16</b>	<b>0</b>	<b>6</b>	<b>0</b>	<b>0</b>	<b>0</b>	<b>0</b>

## 2009 Postseason

Date	Opp	P	S	TT	S	A	Sk	Yds	Int	Yds	LG	TD	PD	FF	FR	Yds	TD
1/17	NYJ	1	1	2	1	1	-	-	-	-	-	-	-	-	-	-	-
<b>Totals</b>		<b>1</b>	<b>1</b>	<b>2</b>	<b>1</b>	<b>1</b>	<b>0</b>	<b>0</b>	<b>0</b>	<b>0</b>	<b>0</b>	<b>0</b>	<b>0</b>	<b>0</b>	<b>0</b>	<b>0</b>	<b>0</b>

## 2008 San Diego Chargers

Date	Opp	P	S	TT	S	A	SK	YDS	INT	YDS	LG	TD	PD	FF	FR	YDS	TD
9/7	CAR	1	1	7	6	1	-	-	-	-	-	-	N/A	-	-	-	-
9/14	at DEN	1	1	5	5	0	-	-	-	-	-	-	N/A	-	-	-	-
9/22	NYJ	1	1	5	5	0	-	-	2	52	52t	1	N/A	-	-	-	-
9/28	at OAK	1	1	1	1	0	-	-	-	-	-	-	N/A	-	-	-	-
10/5	at MIA	1	1	8	7	1	-	-	-	-	-	-	N/A	-	-	-	-
10/12	NE	1	1	1	1	0	-	-	-	-	-	-	N/A	-	-	-	-
10/19	at BUF	1	1	7	5	2	-	-	-	-	-	-	N/A	-	-	-	-
10/26	at NO	1	1	1	1	0	-	-	-	-	-	-	N/A	-	-	-	-
11/9	KC	1	0	11	10	1	-	-	-	-	-	-	N/A	-	-	-	-
11/16	at PIT	1	1	4	3	1	-	-	-	-	-	-	N/A	-	-	-	-
11/23	IND	1	1	4	3	1	-	-	-	-	-	-	N/A	-	-	-	-
11/30	ATL	1	1	0	0	0	-	-	-	-	-	-	N/A	-	-	-	-
12/4	OAK	1	1	2	2	0	-	-	0	14	14	0	N/A	-	-	-	-
12/14	at KC	1	1	0	0	0	-	-	-	-	-	-	N/A	-	-	-	-
12/21	at TB	1	1	4	4	0	-	-	-	-	-	-	N/A	-	-	-	-
12/28	DEN	1	1	4	4	0	-	-	-	-	-	-	N/A	-	-	-	-
<b>2008 Totals</b>		<b>16</b>	<b>15</b>	<b>64</b>	<b>57</b>	<b>7</b>	<b>0</b>	<b>0</b>	<b>2</b>	<b>66</b>	<b>52t</b>	<b>1</b>	<b>9</b>	<b>0</b>	<b>0</b>	<b>0</b>	<b>0</b>

## 2008 Postseason

Date	Opp	P	S	TT	S	A	Sk	Yds	Int	Yds	LG	TD	PD	FF	FR	Yds	TD
1/3	IND	1	1	4	4	0	-	-	-	-	-	-	N/A	-	-	-	
1/11	at PIT	1	1	2	2	0	-	-	-	-	-	-	N/A	-	-	-	
<b>Totals</b>		<b>2</b>	<b>2</b>	<b>6</b>	<b>6</b>	<b>0</b>	<b>0</b>	<b>0</b>	<b>0</b>	<b>0</b>	<b>0</b>	<b>0</b>	<b>1</b>	<b>0</b>	<b>0</b>	<b>0</b>	<b>0</b>

## 2007 San Diego Chargers

Date	Opp	P	S	TT	S	A	SK	YDS	INT	YDS	LG	TD	PD	FF	FR	YDS	TD
9/9	CHI	1	0	0	0	0	-	-	-	-	-	-	N/A	-	-	-	-
9/16	at NE	1	0	0	0	0	-	-	-	-	-	-	N/A	-	-	-	-
9/23	at GB	1	0	2	2	0	-	-	-	-	-	-	N/A	-	-	-	-
9/30	KC	1	0	1	1	0	-	-	-	-	-	-	N/A	-	-	-	-
10/7	at DEN	1	0	1	1	0	-	-	-	-	-	-	N/A	-	-	-	-
10/14	OAK	1	0	3	3	0	-	-	1	0	0	0	N/A	-	-	-	-
10/28	HST	1	0	2	2	0	-	-	2	91	70t	1	N/A	-	1	0	1
11/4	at MIN	1	0	3	2	1	-	-	-	-	-	-	N/A	-	-	-	-
11/11	IND	1	1	7	6	1	-	-	3	27	21	0	N/A	-	-	-	-
11/18	at JAX	1	1	1	0	1	-	-	-	-	-	-	N/A	-	-	-	-
11/25	BLT	1	1	1	1	0	-	-	-	-	-	0	N/A	-	-	-	-
12/2	at KC	1	1	6	4	2	-	-	2	28	28	0	N/A	-	-	-	-
12/9	at TEN	1	1	1	0	1	-	-	1	0	0	0	N/A	-	-	-	-
12/16	DET	1	1	4	3	1	-	-	1	-2	-2	-	N/A	-	-	-	-
12/24	DEN	1	1	6	6	0	-	-	-	-	-	-	N/A	-	-	-	-
12/30	at OAK	1	1	3	2	1	-	-	-	-	-	-	N/A	-	-	-	-
<b>TOTALS</b>		<b>16</b>	<b>8</b>	<b>41</b>	<b>33</b>	<b>8</b>	<b>0</b>	<b>0</b>	<b>10</b>	<b>144</b>	<b>70t</b>	<b>1</b>	<b>18</b>	<b>0</b>	<b>1</b>	<b>0</b>	<b>1</b>

## 2007 Postseason

Date	Opp	P	S	TT	S	A	Sk	Yds	Int	Yds	LG	TD	PD	FF	FR	Yds	TD
1/6	TEN	1	1	2	1	1	-	-	0	0	0	0	N/A	-	-	-	-
1/13	at IND	1	1	5	5	0	-	-	1	30	30	0	N/A	1	-	-	-
1/20	at NE	1	1	3	2	1	-	-	1	7	7	0	N/A	-	-	-	-
<b>Totals</b>		<b>3</b>	<b>3</b>	<b>10</b>	<b>8</b>	<b>2</b>	<b>0</b>	<b>0</b>	<b>2</b>	<b>37</b>	<b>30</b>	<b>0</b>	<b>2</b>	<b>1</b>	<b>0</b>	<b>0</b>	<b>0</b>

## 2006 San Diego Chargers

Date	Opp	P	S	TT	S	A	SK	YDS	INT	YDS	LG	TD	PD	FF	FR	YDS	TD
9/11	at OAK	1	0	N/A	N/A	N/A	-	-	-	-	-	-	N/A	-	-	-	-
9/17	TEN	1	0	N/A	N/A	N/A	-	-	-	-	-	-	N/A	-	-	-	-
10/1	at BLT	1	0	N/A	N/A	N/A	-	-	-	-	-	-	N/A	-	-	-	-
10/8	PIT	1	0	N/A	N/A	N/A	-	-	-	-	-	-	N/A	-	-	-	-
10/15	at SF	1	0	N/A	N/A	N/A	-	-	-	-	-	-	N/A	-	-	-	-
10/22	at KC	1	0	N/A	N/A	N/A	-	-	-	-	-	-	N/A	-	-	-	-
10/29	SL	1	0	N/A	N/A	N/A	-	-	-	-	-	-	N/A	-	-	-	-
11/5	CLV	1	0	N/A	N/A	N/A	-	-	-	-	-	-	N/A	-	-	-	-
11/12	at CIN	1	0	N/A	N/A	N/A	-	-	-	-	-	-	N/A	-	-	-	-
11/19	at DEN	1	0	N/A	N/A	N/A	-	-	-	-	-	-	N/A	-	-	-	-
11/26	OAK	1	0	N/A	N/A	N/A	-	-	-	-	-	-	N/A	-	-	-	-
12/3	at BUF	1	0	N/A	N/A	N/A	-	-	-	-	-	-	N/A	-	-	-	-
12/10	DEN	1	0	N/A	N/A	N/A	-	-	-	-	-	-	N/A	-	-	-	-
12/17	KC	1	0	N/A	N/A	N/A	-	-	-	-	-	-	N/A	-	-	-	-
12/24	at SEA	1	0	N/A	N/A	N/A	-	-	-	-	-	-	N/A	-	-	-	-
12/31	ARZ	1	0	N/A	N/A	N/A	-	-	-	-	-	-	N/A	-	-	-	-
<b>TOTALS</b>		<b>16</b>	<b>0</b>	<b>11</b>	<b>9</b>	<b>2</b>	<b>0.0</b>	<b>0</b>	<b>0</b>	<b>0</b>	<b>0</b>	<b>0</b>	<b>5</b>	<b>0</b>	<b>0</b>	<b>0</b>	<b>0</b>

## 2006 Postseason

Date	Opp	P	S	TT	S	A	Sk	Yds	Int	Yds	LG	TD	PD	FF	FR	Yds	TD
1/14	NE	1	0	3	3	0	-	-	-	-	-	-	1	-	-	-	-
<b>Totals</b>		<b>1</b>	<b>0</b>	<b>3</b>	<b>3</b>	<b>0</b>	<b>0</b>	<b>0</b>	<b>0</b>	<b>0</b>	<b>0</b>	<b>0</b>	<b>1</b>	<b>0</b>	<b>0</b>	<b>0</b>	<b>0</b>

## Antonio Cromartie Career Interceptions

Date	Opp	Qtr	Dwn	Last LOS	Quarterback	Target	Yds
10/14/07	OAK	3	3	OAK 44	Daunte Culpepper	WR Jerry Porter	0
10/28/07	HST	2	2	SD 39	Matt Schaub	WR Kevin Walter	70t
10/28/07	HST	2	3	HST 35	Matt Schaub	WR Andre' Davis	21
11/11/07	IND	1	3	SD 14***	Peyton Manning	WR Aaron Moorehead	6
11/11/07	IND	1	3	IND 33	Peyton Manning	WR Reggie Wayne	21
11/11/07	IND	2	3	IND 27	Peyton Manning	WR Reggie Wayne	0
12/02/07	@KC	1	2	SD 36	Damon Huard	WR Eddie Kennison	28
12/02/07	@KC	4	1	SD 11***	Tyler Thigpen	TE Tony Gonzalez	0
12/09/07	@TEN	1	1	SD 31	Vince Young	WR Justin Gage	0
12/16/07	DET	4	2	DET 49	Jon Kitna	WR Shaun McDonald	-2
01/13/08	@IND*	2	2	SD 35	Peyton Manning	WR Reggie Wayne	30
01/20/08	@NE*	3	3	SD 2***	Tom Brady	TE Ben Watson	7
09/28/08	NYJ	2	1	50	Brett Favre	WR Laveranues Coles	52t
09/28/08	NYJ	4	1	SD 9***	Kellen Clemens	WR Chansi Stuckey	0**
11/01/09	OAK	1	1	50	JaMarcus Russell	TE Zach Miller	16
11/15/09	PHI	4	2	SD 34***	Donovan McNabb	WR Jason Avant	0**
11/22/09	@DEN	2	1	DEN 45	Kyle Orton	WR Eddie Royal	1
09/13/10	BLT	2	2	NYJ 20	Joe Flacco	WR Anquan Boldin	66
09/19/10	NE	3	3	NYJ 47	Tom Brady	WR Randy Moss	0
11/25/10	CIN	2	2	NYJ 28	Carson Palmer	WR Terrell Owens	9

\*POSTSEASON

\*\*Final Defensive Play of the Game

\*\*\*Interception occurred in the end zone



**86**

TIGHT END

HEIGHT: 6'4"

WEIGHT: 260

AGE: 24 (as of opening weekend)

HOMETOWN: Columbus, OH

HIGH SCHOOL: Brookhaven HS

COLLEGE: Illinois

HOW ACQUIRED: Undrafted FA, NYJ (4/30/10)

EXPERIENCE: NFL: 2nd • JETS: 2nd

Jeff CUMBERLAND

NY Jets Media Guide 2011

**NY**

## CAREER HIGHLIGHTS

- Undrafted rookie who made the club's opening roster and saw action in the final regular-season game of the year vs. BUF, 01/02/11.

**NY**

## CAREER TRANSACTIONS

- 04/30/10, NYJ, Signed, Undrafted FA

**NY**

## SEASON-BY-SEASON REVIEW

**2010 (JETS)** Inactive for the first 15 games of the season before making his NFL debut in the season finale vs. BUF, 01/02/11...Recorded one reception for three yards.

### FIRSTS:

First Game: NYJ vs. BUF, 01/02/11 (W, 38-7)  
First Catch: NYJ vs. BUF, 01/02/11 (Three-yard pass from WR Brad Smith)

**NY**

## BEFORE THE NFL

- Played in 46 games with 12 starts in his four years at Illinois... Finished with 59 receptions for 1,001 yards and 11 touchdowns... Added another 65 yards on three carries.
- Received honorable-mention freshman All-America honors by *The Sporting News* as a freshman.
- Named to the Ohio News Network/Ohio High Magazine All-Ohio team and a *PrepStar* All-American after finishing with 25 catches for 801 yards and 13 touchdowns during the regular season in 2005.

**NY**

## OFF THE FIELD

- Majored in sport management.
- Raised by his grandmother, Rosline Cumberland.
- Chose Illinois over Ohio State, Minnesota, West Virginia and Marshall.

### Jeff Cumberland' Career Statistics

Year	Team	GP	GS	Rec	Yds	Avg	Lg	TD
2010	Jets	1	0	1	3	3.0	3	0
<b>Career Totals</b>		<b>1</b>	<b>0</b>	<b>1</b>	<b>3</b>	<b>3.0</b>	<b>3</b>	<b>0</b>

### Career Postseason

Year	Team	GP	GS	Rec	Yds	Avg	Lg	TD
2010	Jets	0	0	0	0	0	0	0
<b>Totals</b>		<b>0</b>	<b>0</b>	<b>0</b>	<b>0</b>	<b>0.0</b>	<b>0</b>	<b>0</b>



# 70

DEFENSIVE END

HEIGHT: 6'3"

WEIGHT: 305

AGE: 27 (as of opening weekend)

HOMETOWN: Wellfleet, MA

HIGH SCHOOL: Wellfleet HS

COLLEGE: Maine

HOW ACQUIRED: Undrafted FA, (5/14/07)

EXPERIENCE: NFL: 5th • JETS: 5th

## Mike DeVITO

NY Jets Media Guide 2011

### NY

## CAREER HIGHLIGHTS

- Following the injury to NT Kris Jenkins in the 2010 season-opener, made a career-high 11 starts.
- Collected career-totals of 122 tackles, 0.5 sacks, one pass defended, two forced fumbles and three fumbles recoveries, including career-bests in tackles (46), passes defended (one) and forced fumbles (two) during the 2010 campaign.
- In his six-career postseason games, he has recorded 26 tackles (16 solo) and his first-career full sack.

### NY

## CAREER TRANSACTIONS

- 09/02/09, NYJ, Signed, Contract Extension
- 05/14/07, NYJ, Signed, Undrafted FA

### NY

## SEASON-BY-SEASON REVIEW

**2010 (JETS)** Played in all 16 games, moving into the starting lineup to replace NT Kris Jenkins after the first game and started a career-high 11 games...Tied for the team lead among defensive linemen (with DT Sione Pouha) in tackles as he notched a career-best 46 tackles (33 solo)...Collected the first two forced fumbles and first pass defended of his career. **POSTSEASON:** Started all three postseason games, again tying Pouha for the lead among defensive linemen with 12 tackles. **(AFC Championship: 1/23 at PIT)**...Posted a career-best seven tackles, all solo, including two tackles-for-loss. **SEASON HIGHLIGHTS: (11/21 vs. HST)**...Forced his first-career fumble on RB Arian Foster, helping to lead to a Jets field goal. **(10/17 at DEN)**...Collected the first pass defended of his career as deflected a QB Kyle Orton pass intended for WR Eddie Royal on third-down, resulting in a missed field goal attempt on the next play.

**2009 (JETS)** Set career highs in fumble recoveries (3) and collected 37 tackles (19 solo) as a member of a defensive unit that finished first in the league in seven defensive categories, including total defense and scoring defense. **POSTSEASON:** Added 14 tackles and the first full sack of his career in the first three postseason games of his career. **(Divisional: 1/17 at SD)**...Recorded the first full sack of his career when he dropped Philip Rivers for a five-yard loss in the fourth quarter. **(Wild Card: 1/9 at CIN)**...Appeared in the first postseason game of his career as he rotated on the defensive line and collected five tackles (two solo). **SEASON HIGHLIGHTS: (12/13 at TB)**...Made his first-career start as the Jets defense held TB to three total points. **(11/22 at NE)**...Named game captain and posted a regular-season career-high six tackles (two solo). **(10/25 at OAK)**...Scooped up a QB Bruce Gradkowski fumble after a LB Calvin Pace sack before he pitched

the ball to DE Shaun Ellis...Dropped RB Michael Bush for a loss late in the fourth quarter as he helped to preserve the Jets first shutout of the season. **(9/13 at HST)**...Recovered his first-career fumble as CB Donald Strickland stripped RB Steve Slaton to halt a scoring drive that had penetrated the Jets 20-yard line.

**2008 (JETS)** Appeared in all 16 games, recording 28 tackles, 0.5 sacks and two tackles-for-loss. **SEASON HIGHLIGHTS: (12/7 at SF)**...Recorded his first-career half-sack as he and LB David Harris combined to bring down QB Shaun Hill for a 10-yard loss.

**2007 (JETS)** Made the 53-man roster as an undrafted free agent and appeared in seven games, recording 11 tackles. **SEASON HIGHLIGHTS: (12/30 vs. KC)**...Collected a season-high three tackles, including his first two solo stops in the season finale. **(10/28 vs. BUF)**...Made his NFL debut and assisted on his first-career tackle.

## FIRSTS:

<b>First Game:</b>	NYJ vs. BUF, 10/28/07 (L, 3-13)
<b>First Start:</b>	NYJ at TB, 12/13/09 (W, 26-3)
<b>First (Full) Sack:</b>	NYJ at SD (Divisional Playoff), 01/17/10 (QB Philip Rivers)
<b>First FR:</b>	NYJ at HST, 09/13/09 (RB Steve Slaton, forced by CB Donald Strickland)
<b>First FF:</b>	NYJ vs. HST, 11/21/10 (RB Arian Foster)

### NY

## BEFORE THE NFL

- Recorded 112 total tackles and 16 sacks at Maine.
- Earned All-Atlantic 10 honors as a nose tackle for the second time after finishing second on the team with seven sacks in 2006.
- Played tight end and defensive end at Wellfleet (MA) HS.

### NY

## OFF THE FIELD

- Business major.
- Grew up in Massachusetts, but was born in New York...Family hails from NY and NJ and are Jets fans.
- His late grandfather, Ralph Consiglio, was a long-time high school football coach in Suffern, NY.
- Met with children at Goryeb Children's Hospital at Morristown Memorial.
- Visited Brookside Elementary School in Allendale, NJ as part of the Eat Right, Move More program set up in response to new

DEVITO, MIKE



103

nutritional guidelines and standards for New Jersey public school cafeterias.

shopping spree at the Livingston Toys “R” Us in New Jersey.

- Handed out gift cards to underprivileged children for a holiday

## Mike DeVito's Career Statistics

Year	Team	P	S	TT	S	A	Sk	Yds	Int	Yds	Lg	TD	PD	FF	FR	Yds	TD
2007	Jets	7	0	11	2	9	0	0	0	0	0	0	0	0	0	0	0
2008	Jets	16	0	28	12	16	0.5	5.0	0	0	0	0	0	0	0	0	0
2009	Jets	15	1	37	19	18	0.0	0.0	0	0	0	0	0	0	3	8	0
2010	Jets	16	11	46	33	13	0.0	0.0	0	0	0	0	1	2	0	0	0
<b>Career Totals</b>		<b>54</b>	<b>12</b>	<b>122</b>	<b>66</b>	<b>56</b>	<b>0.5</b>	<b>5.0</b>	<b>0</b>	<b>0</b>	<b>0</b>	<b>0</b>	<b>1</b>	<b>2</b>	<b>3</b>	<b>8</b>	<b>0</b>

## Career Bests

**Tackles:** 6 (11/22/09 at NE)

**Solo Tackles:** 4 twice (last: 12/6/10 at NE)

**Sacks:** 0.5 (12/7/08 at SF)

## Career Postseason

Year	Team	P	S	TT	S	A	Sk	Yds	Int	Yds	Lg	TD	PD	FF	FR	Yds	TD
2009	Jets	3	0	14	5	9	1.0	5.0	0	0	0	0	0	0	0	0	0
2010	Jets	3	3	12	11	1	0.0	0.0	0	0	0	0	0	0	0	0	0
<b>Totals</b>		<b>6</b>	<b>3</b>	<b>26</b>	<b>16</b>	<b>10</b>	<b>1.0</b>	<b>5.0</b>	<b>0</b>	<b>0</b>	<b>0</b>	<b>0</b>	<b>0</b>	<b>0</b>	<b>0</b>	<b>0</b>	<b>0</b>

## Career Postseason Bests

**Tackles:** 7 (1/23/11 at PIT)

**Solo Tackles:** 7 (1/23/11 at PIT)

**Sacks:** 1 (1/17/10 at SD)

## Mike DeVito's Career Fumbles

Date	Opp	Qtr	Dwn	Last LOS	Fumbled	Forced	Recovered	Yds
09/13/09	at HST	2	2	NYJ 17	RB Steve Slaton	CB Donald Strickland	DeVito	7
10/25/09	at OAK	3	3	NYJ 28	QB Bruce Gradkowski	LB Calvin Pace**	DeVito	1
11/15/09	JAX	3	2	NYJ 1	QB David Garrard	Aborted Snap	DeVito	0
11/21/10	HST	3	1	HST 19	RB Arian Foster	DeVito	S Jim Leonhard	
01/02/11	BUF	2	1	BUF 12	RB Fred Jackson	DeVito	C Eric Wood	-
01/16/11	at NE*	4	2	NE 24	RB Danny Woodhead	DeVito	G Logan Mankins	-

\*POSTSEASON

\*\*Caused on a sack

**2010 New York Jets**

Date	Opp	P	S	TT	S	A	Sk	Yds	Int	Yds	Lg	TD	PD	FF	FR	Yds	TD
9/13	BLT	1	0	5	4	1	-	-	-	-	-	-	-	-	-	-	-
9/19	NE	1	0	4	3	1	-	-	-	-	-	-	-	-	-	-	-
9/26	at MIA	1	1	3	2	1	-	-	-	-	-	-	-	-	-	-	-
10/3	at BUF	1	1	-	-	-	-	-	-	-	-	-	-	-	-	-	-
10/11	MIN	1	1	4	2	2	-	-	-	-	-	-	-	-	-	-	-
10/17	at DEN	1	0	3	2	1	-	-	-	-	-	-	1	-	-	-	-
10/31	GB	1	1	1	1	0	-	-	-	-	-	-	-	-	-	-	-
11/7	at DET	1	0	4	2	2	-	-	-	-	-	-	-	-	-	-	-
11/14	at CLV	1	1	2	1	1	-	-	-	-	-	-	-	-	-	-	-
11/21	HST	1	1	3	3	0	-	-	-	-	-	-	-	1	-	-	-
11/25	CIN	1	1	-	-	-	-	-	-	-	-	-	-	-	-	-	-
12/6	at NE	1	0	4	4	0	-	-	-	-	-	-	-	-	-	-	-
12/12	MIA	1	1	4	2	2	-	-	-	-	-	-	-	-	-	-	-
12/19	at PIT	1	1	1	1	0	-	-	-	-	-	-	-	-	-	-	-
12/26	at CHI	1	1	3	3	0	-	-	-	-	-	-	-	-	-	-	-
1/2	BUF	1	1	5	3	2	-	-	-	-	-	-	-	1	-	-	-
<b>2010 Totals</b>		<b>16</b>	<b>11</b>	<b>46</b>	<b>33</b>	<b>13</b>	<b>0.0</b>	<b>0.0</b>	<b>0</b>	<b>0</b>	<b>0</b>	<b>0</b>	<b>1</b>	<b>2</b>	<b>0</b>	<b>0</b>	<b>0</b>

**2010 Postseason**

Date	Opp	P	S	TT	S	A	Sk	Yds	Int	Yds	Lg	TD	PD	FF	FR	Yds	TD
1/8	at IND	1	1	4	3	1	-	-	-	-	-	-	-	-	-	-	-
1/16	at NE	1	1	1	1	0	-	-	-	-	-	-	-	-	-	-	-
1/23	at PIT	1	1	7	7	0	-	-	-	-	-	-	-	-	-	-	-
<b>Totals</b>		<b>3</b>	<b>3</b>	<b>12</b>	<b>11</b>	<b>1</b>	<b>0.0</b>	<b>0.0</b>	<b>0</b>	<b>0</b>	<b>0</b>	<b>0</b>	<b>0</b>	<b>0</b>	<b>0</b>	<b>0</b>	<b>0</b>

## 2009 New York Jets

Date	Opp	W/L	P	S	TT	S	A	SK	YDS	INT	YDS	LG	TD	PD	FF	FR	YDS	TD
9/13	at HST	W	1	0	0	0	0	-	-	-	-	-	-	-	-	1	7	-
9/20	NE	W								INACTIVE								
9/27	TEN	W	1	0	1	1	0	-	-	-	-	-	-	-	-	-	-	-
10/4	at NO	L	1	0	4	3	1	-	-	-	-	-	-	-	-	-	-	-
10/12	at MIA	L	1	0	3	3	0	-	-	-	-	-	-	-	-	-	-	-
10/18	BUF	L	1	0	3	1	2	-	-	-	-	-	-	-	-	-	-	-
10/25	at OAK	W	1	0	4	1	3	-	-	-	-	-	-	-	-	1	1	-
11/1	MIA	L	1	0	2	0	2	-	-	-	-	-	-	-	-	-	-	-
11/15	JAX	L	1	0	2	1	1	-	-	-	-	-	-	-	-	1	0	-
11/22	at NE	L	1	0	6	2	4	-	-	-	-	-	-	-	-	-	-	-
11/29	CAR	W	1	0	1	0	1	-	-	-	-	-	-	-	-	-	-	-
12/3	at BUF	W	1	0	2	1	1	-	-	-	-	-	-	-	-	-	-	-
12/13	at TB	W	1	1	2	2	0	-	-	-	-	-	-	-	-	-	-	-
12/20	ATL	L	1	0	4	2	2	-	-	-	-	-	-	-	-	-	-	-
12/27	at IND	W	1	0	0	0	0	-	-	-	-	-	-	-	-	-	-	-
1/3	CIN	W	1	0	3	2	1	-	-	-	-	-	-	-	-	-	-	-
<b>2009 Totals</b>			<b>15</b>	<b>1</b>	<b>37</b>	<b>19</b>	<b>18</b>	<b>0.0</b>	<b>0.0</b>	<b>0</b>	<b>0</b>	<b>0</b>	<b>0</b>	<b>0</b>	<b>0</b>	<b>3</b>	<b>8</b>	<b>0</b>

## 2009 POSTSEASON

Game	Opp	W/L	GP	GS	TT	S	A	Sk	Yds	Int	Yds	Lg	TD	PD	FF	FR	Yds	TD
1/9	at CIN	W	1	0	5	2	3	-	-	-	-	-	-	-	-	-	-	-
1/17	at SD	W	1	0	5	1	4	1	5	-	-	-	-	-	-	-	-	-
1/24	at IND	L	1	0	4	2	2	-	-	-	-	-	-	-	-	-	-	-
<b>Totals</b>			<b>3</b>	<b>0</b>	<b>14</b>	<b>5</b>	<b>9</b>	<b>1</b>	<b>5</b>	<b>0</b>	<b>0</b>	<b>0</b>	<b>0</b>	<b>0</b>	<b>0</b>	<b>0</b>	<b>0</b>	<b>0</b>

**2008 New York Jets**

Date	Opp	P	S	TT	S	A	SK	YDS	INT	YDS	LG	TD	PD	FF	FR	YDS	TD
9/7	at MIA	1	0	2	1	1	-	-	-	-	-	-	-	-	-	-	-
9/14	NE	1	0	2	0	2	-	-	-	-	-	-	-	-	-	-	-
9/22	at SD	1	0	4	2	2	-	-	-	-	-	-	-	-	-	-	-
9/28	ARZ	1	0	1	0	1	-	-	-	-	-	-	-	-	-	-	-
10/12	CIN	1	0	4	0	4	-	-	-	-	-	-	-	-	-	-	-
10/19	at OAK	1	0	0	0	0	-	-	-	-	-	-	-	-	-	-	-
10/26	KC	1	0	1	1	0	-	-	-	-	-	-	-	-	-	-	-
11/2	at BUF	1	0	0	0	0	-	-	-	-	-	-	-	-	-	-	-
11/9	SL	1	0	1	1	0	-	-	-	-	-	-	-	-	-	-	-
11/13	at NE	1	0	1	0	1	-	-	-	-	-	-	-	-	-	-	-
11/23	at TEN	1	0	1	1	0	-	-	-	-	-	-	-	-	-	-	-
11/30	DEN	1	0	2	2	0	-	-	-	-	-	-	-	-	-	-	-
12/7	at SF	1	0	1	0	1	0.5	5.0	-	-	-	-	-	-	-	-	-
12/14	BUF	1	0	4	3	1	-	-	-	-	-	-	-	-	-	-	-
12/21	at SEA	1	0	2	1	1	-	-	-	-	-	-	-	-	-	-	-
12/28	MIA	1	0	2	0	2	-	-	-	-	-	-	-	-	-	-	-
<b>2008 Totals</b>		<b>16</b>	<b>0</b>	<b>28</b>	<b>12</b>	<b>16</b>	<b>0.5</b>	<b>5.0</b>	<b>0</b>	<b>0</b>	<b>0</b>	<b>0</b>	<b>0</b>	<b>0</b>	<b>0</b>	<b>0</b>	<b>0</b>



# 94

DEFENSIVE TACKLE

HEIGHT: 6'4"

WEIGHT: 295

AGE: 26 (as of opening weekend)

HOMETOWN: Lindale, GA

HIGH SCHOOL: Pepperell HS

COLLEGE: Hampton

HOW ACQUIRED: Waivers (DAL, 9/5/10)

EXPERIENCE: NFL: 2nd • JETS: 2nd

## Marcus DIXON

NY Jets Media Guide 2011

**NY**

### CAREER HIGHLIGHTS

- After spending the previous two seasons on the DAL practice squad, saw his first-career action in the final three regular season games of 2010 for the Jets, making a start in the season-finale vs. BUF, 01/02/11...For his career, he has collected four tackles and a sack.

**NY**

### CAREER TRANSACTIONS

- 01/25/11, NYJ, Signed, Contract Extension
- 09/05/10, NYJ, Claimed off Waivers (DAL)
- 09/04/10, DAL, Waived
- 01/22/10, DAL, Signed, Reserve/Future
- 09/07/09, DAL, Signed, Practice Squad
- 09/05/09, DAL, Waived
- 12/30/08, DAL, Signed, Reserve/Future
- 09/01/08, DAL, Signed, Practice Squad
- 08/30/08, DAL, Waived
- 05/02/08, DAL, Signed, Undrafted FA

**NY**

### SEASON-BY-SEASON REVIEW

**2010 (JETS)** Active for the final three games of the regular season making one start in the season-finale...Posted the first statistics of his career, notching four tackles, including one-for-a-loss and a sack.

**POSTSEASON:** Inactive for all three of the club's postseason contests. **SEASON HIGHLIGHTS: (1/2 vs. BUF)**...Made the first start of his career and posted a career-high three tackles (all solo). **(12/26 at CHI)**...Collected the first tackle of his career and had his first sack, bringing down QB Jay Cutler for a 10-yard loss. **(12/19 at PIT)**...Named game captain as he made his NFL debut.

**2009 (DAL)** Spent the entire season as a member of the practice squad.

**2008 (DAL)** After signing with DAL as an undrafted free agent, was signed to the practice squad after 53-man cutdowns.

### FIRSTS:

First Game: NYJ at PIT, 12/19/10 (W, 22-17)  
 First Start: NYJ vs. BUF, 01/02/11 (W, 38-7)  
 First Sack: NYJ at CHI, 12/26/10 (QB Jay Cutler)

**NY**

### BEFORE THE NFL

- Finished his senior year at Hampton third on the team with 58 tackles, including a team-best 16 for losses and a team-high tying six sacks...Also broke up two passes, had eight hurries, two forced fumbles, one fumble recovery, a blocked kick and one reception for a 13-yard touchdown...Earned second-team All-MEAC honors as a junior after posting 25 tackles, 5.5 tackles for losses and four sacks.
- Earned first-team All-Area honors as a junior defensive end at Pepperell High School when he recorded 98 tackles, 12 tackles for losses, three sacks and seven pass breakups.

**NY**

### OFF THE FIELD

- Also lettered in basketball and track in high school.
- Was a member of the National Honor Society and graduated high school with a 3.96 GPA.

#### Marcus Dixon's Career Statistics

Year	Team	P	S	TT	S	A	Sk	Yds	Int	Yds	Lg	TD	PD	FF	FR	Yds	TD
2010	Jets	3	1	4	4	0	1.0	10.0	0	0	0	0	0	0	0	0	0
Career Totals		3	1	4	4	0	1.0	10.0	0	0	0	0	0	0	0	0	0



# 62

GUARD

HEIGHT: 6'5"

WEIGHT: 330

AGE: 23 (as of opening weekend)

HOMETOWN: Stamford, CT

HIGH SCHOOL: Stamford HS

COLLEGE: Massachusetts

HOW ACQUIRED: D2 (61), 2010 NFL Draft

EXPERIENCE: NFL: 2nd • JETS: 2nd

## Vladimir DUCASSE

NY Jets Media Guide 2011

**NY**

### CAREER HIGHLIGHTS

- Joined the club as their second-round selection in 2010 and was active for five games his rookie season, seeing action on offense in two games.
- Saw his only extended time this season in the 2010 regular-season finale vs. BUF, 01/02/11, when he entered the game after the first series and helped the club rush for 276 yards on 50 attempts.

**NY**

### CAREER TRANSACTIONS

- 04/23/10, NYJ, D2 (61)

**NY**

### SEASON-BY-SEASON REVIEW

**2010 (JETS)** Saw action in two games during the season and did not play in three others. **POSTSEASON:** Active the final two postseason contests after T Damien Woody was placed on injured reserve following the Wild Card win...Saw action in the Divisional Playoff win but did not play in the AFC Championship Game. **(Divisional: 1/16 at NE)**...Made his postseason debut on special teams. **SEASON HIGHLIGHTS: (1/2 vs. BUF)**...Saw his only extended action of the season when he replaced G Brandon Moore after the first offensive series...Part of a rushing effort that saw the club gain 276 yards on 50 carries and fellow rookie Joe McKnight post the first 100-yard rushing effort of his career with 32 carries for a season-high 158 yards. **(10/3 at BUF)**...Made his NFL debut.

### FIRSTS:

First Game: NYJ at BUF, 10/03/10 (W, 38-14)

**NY**

### BEFORE THE NFL

- In 2009, started all games at left tackle on an offensive line that allowed 17 sacks, third fewest in the CAA, and had a 100-yard rusher in seven games.
- Named a FCS First-Team All-American by the *Associated Press* in 2009.
- In 2008, started all games at left tackle and contributed to an offensive line that allowed six sacks, the fewest in the CAA and second in the NCAA...Offense had five games of more than 400 yards total offense, including a season-best 594 yards vs. Bryant (10/25)...Named to the CAA All-Conference First Team.
- Started 20 consecutive games at Stamford (CT) HS for Head Coach Kevin Jones...Named first team All-Fairfield County and was selected to play in the Governors All-Star Game against Rhode Island.

**NY**

### OFF THE FIELD

- Born in Port Au Prince, Haiti.
- Son of Delinois Ducasse, who still resides in Haiti...Brother of Macarthur, Jeffrey and Gemima.
- Moved to Connecticut in 2002 with his brother, Macarthur, to live with his aunt and uncle, Virginia and Lezanoro Ducasse.
- Majored in African-American Studies.
- Lettered in basketball and track and field at Stamford HS...Captured league championship in the discus and was a runner-up in the shot put.



# 60

LEFT TACKLE

HEIGHT: 6'6"

WEIGHT: 310

AGE: 27 (as of opening weekend)

HOMETOWN: Freeport, NY

HIGH SCHOOL: Freeport HS

COLLEGE: Virginia

HOW ACQUIRED: D1a (4), 2006 NFL Draft

EXPERIENCE: NFL: 6th • JETS: 6th

## D'Brickashaw FERGUSON

NY Jets Media Guide 2011

### NY

## CAREER HIGHLIGHTS

- Along with C Nick Mangold, has started every game since the pair were drafted in the first round of the 2006 NFL Draft...The pair has started 80 consecutive games together since being drafted, the only two players who entered the league together to start their team's first 75 regular-season games on the same offensive line since 1970...The duo was also the first pair of offensive linemen selected by the same team in the first round since the Los Angeles Rams in 1975 (Dennis Harrah and Doug France).
- Named to the Pro Bowl following the 2009 and 2010 seasons.
- Selected to the All-Rookie Team in 2006 as voted by *Pro Football Weekly* and the Pro Football Writers' Association and was mentioned as an AFC Offensive Rookie of the Year candidate by several publications and analysts.
- The first left tackle to start every game of his rookie season for the Jets since Chris Ward, also a first-round draft pick, in 1978.

### NY

## CAREER TRANSACTIONS

- 07/08/10, NYJ, Signed, Contract Extension
- 04/29/06, NYJ, D1a (4)

### NY

## SEASON-BY-SEASON REVIEW

**2010 (JETS)** Started all 16 games at left tackle for the fifth consecutive season as part of an offensive line that ranked fourth in the league in rushing (2,374 yards/148.4 yards per game) and allowed just 28 total sacks, ranking eighth in the league...Helped QB Mark Sanchez establish a career-high with a 54.8 completion percentage, 3,291 yards passing, 17 touchdowns and a 75.3 quarterback rating...Earned his second-consecutive Pro Bowl appearance. **POSTSEASON:** Started all three postseason games allowing Sanchez to complete 60.7% of his passes for 616 yards, five touchdowns, one interception and a 95.5 quarterback rating while only allowing three sacks...Paved the way for the club to rush for 359 yards and three touchdowns on 89 carries. **(AFC Championship: 1/23 at PIT)**...Helped protect Sanchez as he threw for 233 yards and two touchdowns, registering his second-consecutive passer rating of above 100. **(Divisional: 1/16 at NE)**...Did not allow a sack of Sanchez, allowing him to throw for 194 yards and three touchdowns and a 127.3 passer rating. **(Wild Card: 1/8 at IND)**...Part of an offensive line that paved the way for a postseason high 169 yards rushing, including a pair of one-yard touchdown runs from RB LaDainian Tomlinson. **SEASON HIGHLIGHTS: (1/2 vs. BUF)**...Helped block for RB Joe McKnight's first-career game of 100-or-more yards as McKnight set a Jets season-high with 158

yards rushing, as part of a team season-bests 276 yards rushing on 50 attempts. **(11/21 vs. HST)**...Helped protect Sanchez as he went over 300 yards passing for the second time, throwing for 315 yards, three touchdown passes and a 100.2 rating. **(11/15 at CLV)**...Part of an offensive line that blocked for a season-high 456 yards of total offense, the second-consecutive week over 400 yards, including 284 yards passing and 172 yards rushing, in the overtime victory. **(11/7 at DET)**...Providing protection as Sanchez established a career-best 336 yards passing as part of an offensive attack that gained 437 total yards. **(10/3 at BUF)**...Paved the way for both Tomlinson (19-133-2) and RB Shonn Greene (22-117) to both surpass 100 yards rushing as part of a rushing offense that gained 273 total yards on the ground. **(9/26 at MIA)**...Part of an offensive line that did not allow a sack, protecting Sanchez as he threw for three touchdowns and a passer rating above 120 for the second-consecutive week. **(9/19 vs. NE)**...Allowed Sanchez to compile a 124.3 passer rating, the high regular-season rating of his career, as he completed 70% of his passes (21-of-30) for 220 yards and three touchdowns...Part of an offense that maintained possession for 20:02 of the second half, outscoring NE 18-0 for the 28-14 victory.

**2009 (JETS)** Key contributor to a Jets rushing attack that finished number-one in the NFL, averaging 172.3 yards per game (4.5 yards per rush) and set the Jets single-season rushing record with 2,756 rushing yards...Part of an offensive line in which all five players started 32 consecutive regular-season games together (dating back to the start of the 2008 season) and three postseason games, the longest current streak in the NFL...Earned his first Pro Bowl appearance. **POSTSEASON:** Started all three postseason games at left tackle. **(Divisional: 1/17 at SD)**...Paved the way as the Jets gained 169 rushing yards...Blocked for RB Shonn Greene's second-consecutive postseason game with more than 100 yards (128) and a touchdown. **(Wild Card: 1/9 at CIN)**...Part of an offensive line that helped clear the way for 171 rushing yards on 41 carries (4.2 avg.), including two rushing touchdowns...Helped Greene rush for 135 yards, which tied him for second-highest rushing total in Jets postseason history, and a touchdown. **SEASON HIGHLIGHTS: (1/3 vs. CIN)**...Part of a unit that helped the Jets gain 257 rushing yards on a season-high 57 carries...Marked the fifth time that season the Jets passed the 200-yard rushing mark. **(12/27 at IND)**...Helped clear the way for the team's 202 rushing yards, including RB Thomas Jones' seventh game of the season with more than 100 yards (105). **(12/13 at TB)**...Helped block for the team's fifth game that season with at least 175 rushing yards...Part of an offensive line that helped the Jets score 26 points, gain 310 yards in 67 offensive plays (4.6 avg.) and maintain possession for 34:06. **(12/3 at BUF)**...Cleared the way for a rushing attack of 249 yards on 43 carries, including Jones' sixth game of the season with over 100 rushing yards (109). **(10/25 at OAK)**...Contributed to an offensive unit that produced 316 rushing yards, making the Jets the sixth team in NFL history to rush

for 300 yards in back-to-back games...Helped the team score four rushing touchdowns, the most in a single game since the club registered five vs. NE, 09/26/93. **(10/18 vs. BUF)**...Keyed a Jets ground game that produced the second-highest rushing total in franchise history (318 yards on 40 carries)...Helped Jones set a franchise record with 210 rushing yards on 22 carries, including a 71-yard touchdown run (second longest rushing TD in team history).

**2008 (JETS)** Part of an offensive line in which all five players started all 16 games...First-time Pro Bowler, Jones, led the AFC in rushing (1,312 yards) as the Jets finished ninth in rushing in the NFL (125.3 yards per game) and fifth in yards per carry (4.7)...Recognized as a Pro Bowl alternate. **SEASON HIGHLIGHTS: (12/14 vs. BUF)**...Helped pave the way for the Jets 165 yards rushing and 6.5 yards per carry average, including a 47-yard touchdown run by RB Leon Washington. **(11/30 vs. DEN)**...Key to a Jets ground game which averaged 7.5 yards per carry, featuring 138 yards and two touchdowns by Jones. **(11/23 at TEN)**...Played a role in the Jets 192-yard rushing performance in victory over previously unbeaten TEN, which included a 61-yard touchdown run by Washington. **(11/9 vs. SL)**...Line led the way for the Jets 206-yard rushing performance on 43 carries, while allowing no sacks in victory. **(10/19 at OAK)**...Played key role in aiding Jets running backs to rush for season-high 242 yards on 33 carries (7.3 yards per carry).

**2007 (JETS)** Started all 16 games. **SEASON HIGHLIGHTS: (12/2 at MIA)**...Helped pave the way for 163 rushing yards and three rushing touchdowns. **(11/18 vs. PIT)**...Part of the line that led the way for Jones' third 100-yard rushing performance of the season against the number-one ranked defense in the NFL at the time. **(10/14 vs. PHI)**...Part of an offensive line that assisted on Jones' 130-yard rushing performance. **(9/23 vs. MIA)**...Paved the way for Jones' 110 rushing yards on 25 carries.

**2006 (JETS)** Started all 16 games and the club's Wild Card postseason game as a rookie, the first left tackle to start every game of his rookie season for the Jets since Chris Ward, also a first-round draft pick, in 1978. **POSTSEASON:** Made his postseason debut as he started the club's Wild Card playoff game at NE, 01/07/07. **SEASON HIGHLIGHTS: (12/17 at MIN)**...Helped protect QB Chad Pennington as he threw for a career-high 339 yards. **(12/3 at GB)**...Instrumental in the Jets amassing 178 yards rushing, including the only 100-yard rushing performance of RB Cedric Houston's career. **(10/22 vs. DET)**...Helped pave the way for a season-high 221 yards rushing, as six Jets rushed for positive yards, including the second-career 100-yard performance for follow rookie Washington. **(9/9 at TEN)**...Made his NFL debut as he started at left tackle and helped protect Pennington as he threw for 319 yards and two touchdowns.

## FIRSTS:

**First Game:** NYJ at TEN, 09/10/06 (W, 23-16)  
**First Start:** NYJ at TEN, 09/10/06 (W, 23-16)  
**First Career 100-yard Rusher Blocked for:** NYJ at JAX, 10/08/06 (RB Leon Washington, 23 carries for 101 yards)



## BEFORE THE NFL

- Earned All-America first-team selection by *The NFL Draft Report* and *Associated Press*, adding second-team honors from the Walter Camp Football Foundation and *Sports Illustrated*.
- Outland Trophy candidate as a senior at Virginia...A preseason first-team All-America selection and an All-ACC first-team selection...Virginia's first All-Conference tackle since 1998.
- Started every game of his collegiate career (49), the longest streak ever by a Virginia offensive lineman.
- Was an integral part of the 2002 squad that led the ACC in rushing offense (242.8), total offense (423.4), first downs (264) and fewest sacks allowed (16).
- Became school's first true freshman to start on the offensive line in the season opener and went on to set a school record with 14 starts.
- Was a standout two-way lineman for head coach Russ Cellan at Freeport (NY) High School as a three-year starter, who earned *SuperPrep* and *PrepStar* All-America honors...Rated by *SuperPrep* as the top offensive lineman in New York and the state's second-ranked player.
- Received the Thorpe Award as Nassau County's top player, the first lineman to win the award since 1979...*Newsday* All-State honoree after recording 55 tackles, six sacks and eight quarterback hurries as a defensive end his senior year.



## OFF THE FIELD

- Graduated with a degree in Religious Studies from Virginia.
- Formed the D'Brickshaw Ferguson Foundation, working to build communities, "One Brick at a Time"...The foundation works to assist his hometown of Freeport, NY on Long Island and surrounding communities.
- Honored by United Way of NYC as a Hometown Hero in 2008 season for his work off the field.
- Joined forces with former New Jersey Governor Jon Corzine, to announce the Eat Right, Move More campaign, which encourages students to eat nutritious food that is offered in their school cafeterias throughout New Jersey.
- Accompanied other NFL players on a trip to meet U.S. soldiers in Alaska during the 2008 offseason.
- Attended both the Grammy Awards and a taping of "The Price is Right" in early 2008 while in Los Angeles.
- Earned the 2009 Marty Lyons Award for Community Service as voted on by the Jets Community Relations staff.

## New York Jet 100-yard Rushing Games since 2006 with Ferguson as a Starter

Player	Date	Opp	Att	Yds	Avg
Leon Washington	10/08/06	atJAX	23	101	4.4
Leon Washington	10/22/06	DET	20	129	6.5
Cedric Houston	12/03/06	atGB	22	105	4.8
Thomas Jones	09/23/07	MIA	25	110	4.4
Thomas Jones	10/14/07	PHI	24	130	5.4
Thomas Jones	11/18/07	PIT	30	117	3.9
Thomas Jones	12/09/07	CLV	24	106	4.4
Thomas Jones	09/07/08	atMIA	22	101	4.6
Thomas Jones	10/19/08	atOAK	24	159	6.6
Thomas Jones	11/09/08	SL	26	149	5.7
Thomas Jones	11/13/08	atNE	30	104	3.5
Thomas Jones	11/30/08	DEN	16	138	8.6
Thomas Jones	09/13/09	atHST	20	107	5.4
Thomas Jones	10/18/09	BUF	22	210	9.5
<b>Shonn Greene</b>	<b>10/25/09</b>	<b>atOAK</b>	<b>19</b>	<b>144</b>	<b>7.6</b>
Thomas Jones	10/25/09	atOAK	26	121	4.7
Thomas Jones	11/01/09	MIA	27	102	3.8
Thomas Jones	11/22/09	atNE	21	103	4.9
Thomas Jones	12/03/09	atBUF	23	109	4.7
Thomas Jones	12/27/09	atIND	23	105	4.6
<b>Shonn Greene</b>	<b>01/09/10</b>	<b>atCIN*</b>	<b>21</b>	<b>135</b>	<b>6.4</b>
<b>Shonn Greene</b>	<b>01/17/10</b>	<b>atSD*</b>	<b>23</b>	<b>128</b>	<b>5.6</b>
<b>LaDainian Tomlinson</b>	<b>10/03/10</b>	<b>atBUF</b>	<b>19</b>	<b>133</b>	<b>7.0</b>
<b>Shonn Greene</b>	<b>10/03/10</b>	<b>atBUF</b>	<b>22</b>	<b>117</b>	<b>5.3</b>
<b>Joe McKnight</b>	<b>01/02/11</b>	<b>BUF</b>	<b>32</b>	<b>158</b>	<b>4.9</b>

\*POSTSEASON

**Bold** = Current Jets Player



# 2

KICKER

HEIGHT: 6'1"

WEIGHT: 222

AGE: 26 (as of opening weekend)

HOMETOWN: Hollywood, CA

HIGH SCHOOL: Notre Dame (CA) HS

COLLEGE: Arizona

HOW ACQUIRED: FA (2/23/10)

EXPERIENCE: NFL: 5th • JETS: 2nd

# Nick FOLK

NY Jets Media Guide 2011

## NY

### CAREER HIGHLIGHTS

- In four seasons with the Jets and DAL, has connected on 94-of-120 field goal attempts (78.3%), with a long of 56 yards, and all 168 of his PATs for 450 points in his career.
- Has made three-of-four postseason field goals (75.0%) with a long of 42 yards and all 10 of his PATs in his four-career playoff games.
- Connected on a 56-yard field goal at DEN, 10/17/10, the longest field goal of his career and the longest in Jets team history.
- In his first season with the Jets, made 30 field goals, tied for the third-most in club history behind Jim Turner's 34 in 1968 and 32 in 1969.
- Named to the 2007 Pro Bowl team after his rookie season where he converted 26-of-31 field goals and all 53 PAT.
- Scored the game-winning field goal at BUF, 10/08/07, on Monday Night Football as time expired with a 53-yarder...Registered his first game winner for the Jets when he connected on a 30-yard field goal in overtime at DET, 11/07/10, after making a 36-yard attempt with no time in regulation to force the extra period.

## NY

### CAREER TRANSACTIONS

- 02/23/10, NYJ, Signed, FA
- 12/22/09, DAL, Waived
- 04/29/07, DAL, D6a (178)

### DID YOU KNOW?

Since entering the league in 2007, Nick Folk has made more kicks on Monday Night Football (17) than any player in the league.

## NY

### SEASON-BY-SEASON REVIEW

**2010 (JETS)** In his first season with the Jets, connected on 30-of-39 field goal attempts (76.9%) and all 37 of his PATs...Made game-winning kicks at DET, 11/7, in overtime and at IND (Wild Card Playoff Game), 01/08/11...Recorded one special teams tackle...Handled the kickoff duties, kicking off 81 times with seven touchbacks. **POST-SEASON:** Appeared in all three postseason contests, making two-of-three field goal attempts and all eight PATs. (**AFC Championship: 1/23 at PIT**)...Connected on his only field goal attempt, a postseason career-best 42-yard kick at the end of the second quarter for the first Jets points of the game...Made both PATs to match his postseason ca-

reer-high of five points. (**Divisional: 1/16 at NE**)...Missed a 30-yard field goal but connected on postseason career-high four PATs. (**Wild Card: 1/8 at IND**)...Made his only attempt, a game-winning 32-yard field goal as time expired to give the Jets a 17-16 win...Connected on both PATs to match his postseason career-best with five points. **SEASON HIGHLIGHTS: (1/2 vs. BUF)**...Finished the season hitting his last eight field goal attempts as his 28-yard field goal gave him 30 on the season, tying K Jay Feely for the third-most field goals in Jets single-season history. (**12/26 at CHI**)...Posted his fourth game of the season of 10-or-more points after connected on both field goal attempts and all four PATs. (**11/21 vs. HST**)...Made three-of-four field goal attempts and all three PATs, as he posted his third game of 10-or-more points on the season. (**11/7 at DET**)...Made all three of his field goal attempts, hitting a 36-yard kick as time expired in regulation to send the game into overtime and then a 30-yard attempt in overtime for the win...Added two PATs for 11 total points, his second game of 10-or-more points on the season. (**10/17 at DEN**)...Connected on his only field goal attempt, a 56-yard kick in the third quarter that tied the game 10-10...The 56-yard field goal represented both the longest field goal of his career, surpassing his previous long of 53 yards, first set at BUF, 10/08/07, and the longest field goal in Jets history, breaking the previous record of 55 yards, set most recently by Feely vs. MIA, 11/01/09. (**10/11 vs. MIN**)...Scored the game's first 12 points and the first 15 points of the game for the Jets when he connected on field goals from 25, 53, 22, 34 and 31 yards...Set a new career-highs with his five field goals made and 17 total points. (**9/13 vs. BLT**)...Made his Jets debut and accounted for all nine points connecting on all three of his field goal attempts.

**2009 (DAL)** Connected on 18-of-28 field goals and made all 36 PAT for 90 total points in 14 games played before being waived on 12/21. **SEASON HIGHLIGHTS: (10/25 vs. ATL)**...Connected on a season-high three field goals (38, 46 and 34 yards) and added four PAT for a season-best 13 points.

**2008 (DAL)** Led the team with 102 points and finished the season with a 90.9 field goal percentage (20-of-22), the fourth-highest percentage in the league, and converted all 42 PAT. **SEASON HIGHLIGHTS: (11/23 vs. SF)**...Made a season-high four field goals (41, 42, 47 and 48) and three PAT. (**10/12 at ARZ**)...Hit a season-long 52-yard field goal as time expired to send the game to overtime...Converted one-of-two field goals on the day.

**2007 (DAL)** Named to his first Pro Bowl, becoming the first DAL rookie since RB Emmitt Smith in 1990 to be selected...Converted 26-of-31 field goals and made all 53 PAT...Earned All-Rookie and All-NFC honors as a placekicker by the Pro Football Writers. **POST-SEASON: (Divisional: 1/13 vs. NYG)**...Made his postseason debut, connecting only his only field goal attempt (36 yards) and converted

FOLK, NICK



113

both PATs. **SEASON HIGHLIGHTS: (10/8 at BUF)**...Named NFC Special Teams Player of the Week after making the game-winning field goal as time expired with a 53-yard field goal on Monday Night Football...Earned the opportunity to make the field goal after executing an onside kick that was recovered by TE Tony Curtis...Converted on four-of-four field goals on the night (47, 29, 37 and 53) and hit his only PAT. **(9/16 at MIA)**...Hit a 47-yard field goal and registered his first-career touchback on a kickoff. **(9/9 vs. NYG)**...Connected on a 31-yard field goal and made all six PATs in his NFL debut.

## FIRSTS:

<b>First Game:</b>	DAL vs. NYG, 09/09/07 (W, 45-35)
<b>First NYJ Game:</b>	vs. BLT, 09/13/10 (L, 9-10)
<b>First Field Goal:</b>	DAL vs. NYG, 09/09/07 (31-yard Field Goal)
<b>First NYJ Field Goal:</b>	vs. BLT, 9/13/10 (23-yard Field Goal)
<b>First Game-Winning FG:</b>	DAL at BUF, 10/08/07 (W, 25-24 after 53-yard FG with 0:00 remaining in game)
<b>First NYJ Game-Winning FG:</b>	at DET, 11/07/10 (W, 23-20 after 30-yard FG in Overtime)

### Most Field Goals Made (Single Game) in New York Jets History

Player	Date	Opp	M	A	Pct	Pts
Bobby Howfield	12/03/72	NO	6	7	85.7%	18
Jim Turner	11/03/68	BUF	6	8	75.0%	19
Nick Folk	10/11/10	MIN	5	5	100.0%	17
John Hall	12/23/01	at IND	5	6	83.3%	17
Pat Leahy	09/16/84	CIN	5	5	100.0%	19

### Most Field Goals Made (Single Season) in New York Jets History

Player	Season	M	A	Pct	Pts
Jim Turner	1968	34	46	73.9%	145
Jim Turner	1969	32	47	68.1%	129
Jay Feely	2009	30	36	83.3%	122
Nick Folk	2010	30	39	76.9%	127
Mike Nugent	2007	29	36	80.6%	110

### Longest Field Goals in New York Jets History

Player	Date	Opp	Lg
Nick Folk	10/17/10	at DEN	56
Jay Feely	11/09/08	SL	55
Jay Feely	11/01/09	MIA	55
John Hall	08/31/97	at SEA	55
Pat Leahy	12/14/85	CHI	55



## BEFORE THE NFL

- Finished his career at the University of Arizona connecting on 30-of-47 field goals, a including a long of 53 yards, and 79-of-81 extra points, after winning the starting kicking job as a sophomore.
- Earned first-team All-Pac 10 honors in 2006 following his senior season.
- Also took over as punter in 2004, finishing his career with 96 punts for 4,242 yards (44.2 yards-per-punt), including a long of 61 yards.
- Attended Notre Dame High School in Sherman Oaks, CA, where he was named to the All-California Interscholastic Federation Southern Section second team as a placekicker and to the first-team as a punter.



## OFF THE FIELD

- Son of Anton and Kathryn Folk and has two younger brothers, Gregory and Eric.
- Majored in marketing at the University of Arizona.
- Full name is Nicholas Alexander Folk.
- Participated in the Jets Charity Golf Classic at Trump National Golf Course, 6/7/10, to benefit the Jets' Foundation.

### Nick Folk's Career Statistics

Year	Team	FG	FGA	Pct	LG	XP	XPA	Pts
2007	DAL	26	31	83.9%	53	53	53	131
2008	DAL	20	22	90.9%	52	42	42	102
2009	DAL	18	28	64.3%	51	36	36	90
2010	Jets	30	39	76.9%	56	37	37	127
<b>Career Totals</b>		<b>94</b>	<b>120</b>	<b>78.3%</b>	<b>56</b>	<b>168</b>	<b>168</b>	<b>450</b>

### Additional Statistics

**Special Teams Tackles:** 1 (Career): 1 (2010)

### Career Postseason

Year	Team	FG	FGA	Pct	LG	XP	XPA	Pts
2007	DAL	1	1	100.0%	34	2	2	5
2010	Jets	2	3	66.7%	42	8	8	14
<b>Totals</b>		<b>3</b>	<b>4</b>	<b>75.0%</b>	<b>42</b>	<b>10</b>	<b>10</b>	<b>19</b>

## 2010 New York Jets

Date	Opp	FG	FGA	Pct	LG	XP	XPA	Pts
9/13	BLT	3	3	100.0%	48	0	0	9
9/19	NE	2	2	100.0%	49	2	2	8
9/26	at MIA	1	2	50.0%	30	4	4	7
10/3	at BUF	1	2	50.0%	30	5	5	8
10/11	MIN	5	5	100.0%	53	2	2	17
10/17	at DEN	1	1	100.0%	56	3	3	6
10/31	GB	0	1	0.0%	-	0	0	0
11/7	at DET	3	3	100.0%	36	2	2	11
11/14	at CLV	2	5	40.0%	27	2	2	8
11/21	HST	3	4	75.0%	37	3	3	12
11/25	CIN	1	2	50.0%	27	3	3	6
12/6	at NE	1	2	50.0%	39	0	0	3
12/12	MIA	2	2	100.0%	42	0	0	6
12/19	at PIT	2	2	100.0%	34	2	2	8
12/26	at CHI	2	2	100.0%	34	4	4	10
1/2	BUF	1	1	100.0%	28	5	5	8
<b>2010 Totals</b>		<b>30</b>	<b>39</b>	<b>76.9%</b>	<b>56</b>	<b>37</b>	<b>37</b>	<b>127</b>

## 2010 Postseason

Date	Opp	FG	FGA	Pct	LG	XP	XPA	Pts
1/8	at IND	1	1	100.0%	32	2	2	5
1/16	at NE	0	1	0.0%	-	4	4	4
1/23	at PIT	1	1	100.0%	42	2	2	5
<b>Totals</b>		<b>2</b>	<b>3</b>	<b>66.7%</b>	<b>42</b>	<b>8</b>	<b>8</b>	<b>14</b>

## 2008 Dallas Cowboys

Date	Opp	FG	FGA	Pct	LG	XP	XPA	Pts
9/7	at CLV	0	0	0	0	4	4	4
9/15	PHI	2	2	100	51	5	5	11
9/21	at GB	2	2	100	39	3	3	9
9/28	WAS	1	1	100	36	3	3	6
10/5	CIN	1	1	100	30	4	4	7
10/12	at ARZ	1	2	50	52	3	3	6
10/19	at SL	0	1	0	0	2	2	2
10/26	TB	2	2	100	45	1	1	7
11/2	at NYG	0	0	0	0	2	2	2
11/16	at WAS	0	0	0	0	2	2	2
11/23	SF	4	4	100	48	3	3	15
11/27	SEA	2	2	100	42	4	4	10
12/7	at PIT	2	2	100	44	1	1	7
12/14	NYG	0	0	0	0	2	2	2
12/20	BLT	1	1	100	35	3	3	6
12/28	at PHI	2	2	100	42	0	0	6
<b>2008 Totals</b>		<b>20</b>	<b>22</b>	<b>90.9</b>	<b>52</b>	<b>42</b>	<b>42</b>	<b>102</b>

## 2009 Dallas Cowboys

Date	Opp	FG	FGA	Pct	LG	XP	XPA	Pts
9/13	at TB	2	2	100	51	4	4	10
9/20	NYG	1	1	100	47	4	4	7
9/28	CAR	2	3	66.7	24	1	1	7
10/4	at DEN	1	1	100	49	1	1	4
10/11	at KC	2	3	66.7	28	2	2	8
10/25	ATL	3	3	100	46	4	4	13
11/1	SEA	1	2	50	40	5	5	8
11/8	at PHI	2	2	100	33	2	2	8
11/15	at GB	0	1	0	0	1	1	1
11/22	WAS	0	1	0	0	1	1	1
11/26	OAK	1	2	50	36	3	3	6
12/6	at NYG	1	3	33.3	34	3	3	6
12/13	SD	1	2	50	31	2	2	5
12/19	at NO	1	2	50	44	3	3	6
<b>2009 Totals</b>		<b>18</b>	<b>28</b>	<b>64.3</b>	<b>51</b>	<b>36</b>	<b>36</b>	<b>90</b>

## 2007 Dallas Cowboys

Date	Opp	FG	FGA	Pct	LG	XP	XPA	Pts
9/9	NYG	1	1	100	31	6	6	9
9/16	at MIA	3	3	100	47	4	4	13
9/23	at CHI	2	3	66.7	44	4	4	10
9/30	SL	-	-	-	-	5	5	5
10/8	at BUF	4	4	100	53	1	1	13
10/14	NE	2	2	100	38	3	3	9
10/21	MIN	1	2	50	45	3	3	6
11/4	at PHI	1	1	100	22	5	5	8
11/11	at NYG	1	1	100	44	4	4	7
11/18	WAS	0	1	0	0	4	4	4
11/22	NYJ	2	2	100	46	4	4	10
11/29	GB	3	3	100	51	4	4	13
12/9	at DET	0	1	0	0	4	4	4
12/16	PHI	2	2	100	33	-	-	6
12/22	at CAR	2	2	100	42	2	2	8
12/30	at WAS	2	3	66.7	37	-	-	6
<b>2007 Totals</b>		<b>26</b>	<b>31</b>	<b>83.9</b>	<b>53</b>	<b>53</b>	<b>53</b>	<b>131</b>

## 2007 Postseason

Date	Opp.	FG	FGA	Pct	Lg	XP	XPA	Pts
1/13	NYG	1	1	100.0	34	2	2	5
<b>Totals</b>		<b>1</b>	<b>1</b>	<b>100.0</b>	<b>34</b>	<b>2</b>	<b>2</b>	<b>5</b>



# 23

RUNNING BACK

HEIGHT: 5'11"

WEIGHT: 226

AGE: 26 (as of opening weekend)

HOMETOWN: Sickerville, NJ

HIGH SCHOOL: Winslow Township (NJ) HS

COLLEGE: Iowa

HOW ACQUIRED: D3 (65), 2009 NFL Draft

EXPERIENCE: NFL: 3rd • JETS: 3rd

## Shonn GREENE

NY Jets Media Guide 2011

**NY**

### CAREER HIGHLIGHTS

- Scored three rushing touchdowns in his postseason career, tied with RBs Curtis Martin and Freeman McNeil for the most in team history...His 502 rushing yards in the postseason rank behind only McNeil (632) and Martin (528) for most in club postseason history.
- Collected 263 rushing yards in his first two postseason games, the second-most rushing yards a rookie runner has ever amassed, trailing only Duane Thomas (DAL), who posted 278 yards in his first two contests as a rookie in 1970.

**NY**

### CAREER TRANSACTIONS

- 04/26/09, NYJ, D3\* (65)

\*Jets acquired 2009 D3 (69) from DET for 2009 D3 (76 – DeAndre Levy), 2009 D4 (115 – Sammie Lee Hill) and 2009 D7 (228 – Lydon Murtha).

**NY**

### SEASON-BY-SEASON REVIEW

**2010 (JETS)** Appeared in the first 15 games of 2010 season, starting the first two games of his career in the season's first two games...Rushed a career-high 185 times for a career-best 766 yards and two touchdowns...Caught the first regular-season passes of his career as he finished the season with 16 receptions for 120 yards. **POSTSEASON:** Played in all three postseason games, finishing with 198 yards on 45 carries (4.4 avg.) and one touchdown...Caught one pass for nine yards. **(AFC Championship: 1/23 at PIT)**...Carried a postseason-low nine times for 52 yards (5.8 avg.) **(Divisional: 1/16 at NE)**...Ran 17 times for 76 yards (4.5 avg.) and caught one pass for nine yards...Scored on a 16-yard touchdown run with 1:41 to play in the fourth quarter to put the Jets ahead 28-14. **(Wild Card: 1/8 at IND)**...Collected 70 yards rushing on 19 carries. **SEASON HIGHLIGHTS: (1/2 vs. BUF)**...Inactive for the season finale as he was rested for the postseason. **(12/26 at CHI)**...Led the club with 70 yards rushing on 12 carries, scoring on a three-yard run in the second quarter. **(12/12 vs. MIA)**...Registered a career-high with 29 yards receiving on three catches. **(10/11 vs. MIN)**...Increased the Jets lead to 22-13 with his 23-yard touchdown run with 4:30 remaining in the fourth quarter...Finished the game with 57 yards on 10 carries. **(10/3 at BUF)**...Registered the second 100-yard rushing performance of his career in the regular season when he ran 22 times for 117 yards...Combined with RB LaDainian Tomlinson to become the first Jets running backs to both surpass 100 yards rushing in a game since both he and RB Thomas Jones accomplished the feat at OAK, 10/25/09. **(9/13 vs. BLT)**...

Made the first start of his career as he gained 18 yards on five carries...Added his first regular-season reception when he caught a QB Mark Sanchez pass for nine yards.

**2009 (JETS)** The second-leading rusher on the NFL's number-one rushing offense after finishing his rookie season with 540 yards on 108 carries (5.0 avg.)...Played in 14 games in his rookie season and three more in the postseason. **POSTSEASON:** Rushed for 304 yards and two touchdowns on 54 postseason carries (5.6 avg.)...Registered 100-yard rushing games in each of the Jets first two postseason wins...Scored on touchdown runs of 39 yards and 53 yards, the two longest runs of his rookie season. **(AFC Championship: 1/24 at IND)**...Put up 41 yards rushing on 10 carries before an injury in the third quarter sidelined him for the game. **(Divisional: 1/17 at SD)**...Received a game ball as he racked up over 100 yards rushing for the second-consecutive week as he amassed 128 yards on 23 carries in the win...Put the Jets ahead to stay when he raced 53 yards for a touchdown with 7:17 left in the game...The 53-yard touchdown eclipsed his own mark, set the week prior, for the longest scoring run in Jets postseason history...Recorded the first reception of his career when he hauled in a four-yard catch from Sanchez. **(Wild Card: 1/9 at CIN)**...Made his postseason debut and again received a game ball after he carried 21 times for 135 yards and touchdown in the win...Tied McNeil for the second-best rushing performance in Jets postseason history as his 135 yards was topped only by McNeil's 202 yards vs. KC, 12/28/86...Registered the then-longest scoring play of his career and the then-longest scoring run in Jets postseason history when he tied up the game, 7-7, on a 39-yard TD run. **SEASON HIGHLIGHTS: (12/27 at IND)**...Received a game ball after a performance that saw him gain 95 yards on 16 carries...His 21-yard rush in the second quarter led to the Jets first points of the game. **(10/25 at OAK)**...Saw his first extended action after an injury to Leon Washington in the first quarter...Finished the game with 19 carries for 144 yards and his first two NFL touchdowns, earning a game ball for his performance...Scored on runs of eight and 33 yards, the latter the longest play of his rookie regular season. **(10/4 at NO)**...Saw his first NFL carry when he ran for nine yards in the second quarter...Finished the game with four carries for 23 yards.

## FIRSTS:

<b>First Game:</b>	NYJ vs. TEN, 09/27/09 (W, 24-17)
<b>First Start:</b>	NYJ vs. BLT, 09/13/10 (L, 9-10)
<b>First Touchdown:</b>	NYJ at OAK, 10/25/09 (Eight-yard TD run)
<b>First 100-yard Game:</b>	NYJ at OAK, 10/25/09 (19 carries for 144 yards)



## BEFORE THE NFL

- In 33 games at Iowa under Head Coach Kirk Ferentz, he started 13 games, rushed for 2,228 yards (5.9 avg.) and 22 touchdowns... Added 72 yards on 11 receptions and 114 yards on six kickoff returns.
- Set the school record with 1,850 yards rushing and 20 touchdowns in 2008, becoming Iowa's first consensus All-American running back since Nile Kinnick in 1939...Topped the previous mark of 1,691 yards and 17 touchdowns by Tavian Banks in 1997...Big Ten Conference Offensive Player of the Year...Recipient of the Doak Walker Award, given to the nation's top running back...Named the team's offensive captain and offensive MVP...Semifinalist for the Maxwell Award, given to the nation's top player.
- Rushed for more than 100 yards in every game (13) in 2008, a Big Ten record, and was the third player at Iowa to rush for more than 200 yards twice in a season (217 vs. Wisconsin, 211 vs. Purdue), joining Banks (1997) and Sedrick Shaw (1995).

- Prepped at Milford Academy in CT in 2004, rushing for 1,274 yards.
- Played for Head Coach Felton Jones at Winslow Township (NJ) HS...Played tailback and linebacker...Registered 191 tackles with one interception during his career...Gained 1,378 yards rushing and 16 touchdowns as a senior and rushed for 1,267 yards and 18 touchdowns as a junior.
- Named first-team All-Conference and second-team All-State choice as a senior...The previous year, awarded All-State, All-South Jersey and All-Conference honors.



## OFF THE FIELD

- Sociology major.
- Son of Reginald Greene.
- Raised by his grandmother, Cheryl Greene. He has a big heart with "Cheryl" tattooed in the middle of it on his neck.
- Took a job assembling furniture at McGregor's while taking classes at Kirkwood Community College in Iowa City when he was ineligible at Iowa.
- Volunteered for both the Northern New Jersey and Long Island Walk for Lupus to benefit the Alliance for Lupus Research.
- Visited P.G. Chambers School to celebrate the completion of a new adaptive fitness area as part of the Jets partnership with Hometown Huddle and the United Way of Morris County.
- Participated in the *New York Daily News* Readers Care to Feed the Hungry food drive.

## Shonn Greene's Career Statistics

				Rushing					Receiving				
Year	Team	GP	GS	Rush	Yds	Avg	Lg	TD	Rec	Yds	Avg	Lg	TD
2009	Jets	14	0	108	540	5.0	33t	2	0	0	0	0	0
2010	Jets	15	2	185	766	4.1	23t	2	16	120	7.5	15	0
<b>Career Totals</b>		<b>29</b>	<b>2</b>	<b>293</b>	<b>1,306</b>	<b>4.5</b>	<b>33t</b>	<b>4</b>	<b>16</b>	<b>120</b>	<b>7.5</b>	<b>15</b>	<b>0</b>

## Additional Statistics

**Fumbles Lost:** 5 (Career): 2 (2010); 3 (2009)

## Career Bests

**Rushing Attempts:** 22 (10/3/10 at BUF)

**Rushing Yards:** 144 (10/25/09 at OAK)

**Longest Rush:** 33 (10/25/09 at OAK)

**Rushing Touchdowns:** 2 (10/25/09 at OAK)

**Longest Rushing Touchdown:** 33 (10/25/09 at OAK)

## Career Postseason

				Rushing					Receiving				
Year	Team	GP	GS	Rush	Yds	Avg	Lg	TD	Rec	Yds	Avg	Lg	TD
2009	Jets	3	0	54	304	5.6	53t	2	1	4	4.0	4	0
2010	Jets	3	0	45	198	4.4	23	1	1	9	9.0	9	0
<b>Totals</b>		<b>6</b>	<b>0</b>	<b>99</b>	<b>502</b>	<b>5.1</b>	<b>53t</b>	<b>3</b>	<b>2</b>	<b>13</b>	<b>6.5</b>	<b>9</b>	<b>0</b>

## Career Postseason Bests

**Rushing Attempts:** 23 (1/17/10 at SD)

**Rushing Yards:** 135 (1/9/10 at CIN)

**Longest Rush:** 53 (1/17/10 at SD)

**Longest Rushing Touchdown:** 53 (1/17/10 at SD)

**Rushing Touchdowns:** 1 (Three times, last 1/16/11 at NE)

## 2010 New York Jets

				Rushing					Receiving				
Date	Opp	GP	GS	Rush	Yds	Avg	Lg	TD	Rec	Yds	Avg	Lg	TD
9/13	BLT	1	1	5	18	3.6	8	0	1	9	9.0	9	0
9/19	NE	1	1	15	52	3.5	8	0	1	8	8.0	8	0
9/26	at MIA	1	0	10	36	3.6	9	0	-	-	-	-	-
10/3	at BUF	1	0	22	117	5.3	17	0	-	-	-	-	-
10/11	MIN	1	0	10	57	5.7	23t	1	-	-	-	-	-
10/17	at DEN	1	0	9	43	4.8	8	0	-	-	-	-	-
10/31	GB	1	0	6	22	3.7	8	0	1	10	10.0	10	0
11/7	at DET	1	0	10	46	4.6	12	0	2	9	4.5	7	0
11/14	at CLV	1	0	20	72	3.6	10	0	3	22	7.3	12	0
11/21	HST	1	0	15	42	2.8	12	0	-	-	-	-	-
11/25	CIN	1	0	18	70	3.9	9	0	1	11	11.0	11	0
12/4	at NE	1	0	13	64	4.9	13	0	1	3	3.0	3	0
12/12	MIA	1	0	8	17	2.1	6	0	3	29	9.7	15	0
12/19	at PIT	1	0	12	40	3.3	6	0	1	5	5.0	5	0
12/26	at CHI	1	0	12	70	5.8	18	1	2	14	7.0	9	0
1/2	BUF			INACTIVE									
2010 Totals		15	2	185	766	4.1	23t	2	16	120	7.5	15	0

## 2010 Postseason

Date	Opp	GP	GS	Rush	Yds	Avg	Lg	TD	Rec	Yds	Avg	Lg	TD
1/8	at IND	1	0	19	70	3.7	8	0	-	-	-	-	-
1/16	at NE	1	0	17	76	4.5	20	1	1	9	9.0	9	0
1/23	at PIT	1	0	9	52	5.8	23	0	-	-	-	-	-
Totals		3	0	45	198	4.4	23	1	1	9	9.0	9	0

## 2009 New York Jets

Date	Opp	GP	GS	Rush	Yds	Avg	Lg	TD
9/13	at HST	0	0	-	-	-	-	-
9/20	NE	0	0	-	-	-	-	-
9/27	TEN	1	0	-	-	-	-	-
10/4	at NO	1	0	4	23	5.8	9	0
10/12	at MIA	1	0	2	7	3.5	5	0
10/18	BUF	1	0	1	0	0.0	0	0
10/25	at OAK	1	0	19	144	7.6	33t	2
11/1	MIA	1	0	8	18	2.3	7	0
11/15	JAX	1	0	7	26	3.7	14	0
11/22	at NE	1	0	3		-0.3	2	0
11/29	CAR	1	0	10	36	3.6	12	0
12/3	at BUF	1	0	11	59	5.4	17	0
12/13	at TB	1	0	6	41	6.8	25	0
12/20	ATL	1	0	8	30	3.8	11	0
12/27	at IND	1	0	16	95	5.9	21	0
1/3	CIN	1	0	13	62	4.8	15	0
<b>2009 Totals</b>		<b>14</b>	<b>0</b>	<b>108</b>	<b>540</b>	<b>5.0</b>	<b>33t</b>	<b>2</b>

## 2010 Postseason

Date	Opp	GP	GS	Rush	Yds	Avg	Lg	TD
1/9	at CIN	1	0	21	135	6.4	39t	1
1/17	at SD	1	0	23	128	5.6	53t	1
1/24	at IND	1	0	10	41	4.1	13	0
<b>2009 Totals</b>		<b>3</b>	<b>0</b>	<b>54</b>	<b>304</b>	<b>5.6</b>	<b>53t</b>	<b>2</b>

## All-Time New York Jets Postseason Rushing Yardage Leaders

Player	G	Att	Yds	Avg	Yds/G
Freeman McNeil	8	150	632	4.2	79.0
Curtis Martin	7	133	528	4.0	75.4
Shonn Greene	6	99	502	5.1	83.7
Matt Snell	3	61	253	4.1	84.3
LaMont Jordan	5	39	216	5.5	43.2

## All-Time New York Jets Postseason Rushing Touchdown Leaders

Player	G	TD
Shonn Greene	6	3
Curtis Martin	7	3
Freeman McNeil	8	3
LaDainian Tomlinson	3	2
LaMont Jordan	5	2

## Shonn Greene's Career 100-Yard Games

Date	Opp	W/L	Att	Yds	Avg	Lg	TD
10/25/09	at OAK	W	19	144	7.6	33t	2
01/09/10	at CIN*	W	21	135	6.4	39t	1
01/17/10	at SD*	W	23	128	5.6	53t	1
10/03/10	at BUF	W	22	117	5.3	17	0

\*POSTSEASON

## Shonn Greene Career Touchdown List

Date	Opp	Type	Qtr	Dwn	Yds	Note
10/25/09	at OAK	Rush	2	1	8	-
10/25/09	at OAK	Rush	4	3	33	-
01/09/10	at CIN*	Rush	2	2	39	-
01/17/10	at SD*	Rush	4	1	53	-
10/11/10	MIN	Rush	4	1	23	-
12/26/10	at CHI	Rush	2	2	3	-
01/16/11	at NE*	Rush	4	2	16	-

\*POSTSEASON



# 52

LINEBACKER

HEIGHT: 6'2"

WEIGHT: 245

AGE: 27 (as of opening weekend)

HOMETOWN: Grand Rapids, MI

HIGH SCHOOL: Ottawa Hills (MI) HS

COLLEGE: Michigan

HOW ACQUIRED: D2 (47), 2007 NFL Draft

EXPERIENCE: NFL: 5th • JETS: 5th

## David HARRIS

NY Jets Media Guide 2011

### NY

## CAREER HIGHLIGHTS

- Led the club in tackles in three of his first four seasons, failing to post over 100 tackles in just his 2008 season due to missing five games.
- In 2009, earned second-team All-Pro honors and was selected to the midseason All-Pro teams by *Sports Illustrated*/Peter King and ESPN/Len Pasquarelli...Named Jets 2009 Ed Block Courage Award winner...Led the NFL's best defense with 142 tackles, 5.5 sacks, two interceptions, three passes defended and two forced fumbles.
- Led the team with 117 tackles as a rookie in 2007, the first Jets rookie since LB Stan Blinka in 1979 to finish as the club's leader...Named to the *Pro Football Weekly* All-Rookie Team in 2007 along with 2007 first-round selection Darrelle Revis, marking the second-consecutive season that the Jets first two draft choices were recognized...First-round choices D'Brickashaw Ferguson and Nick Mangold were All-Rookie choices in 2006.
- Named NFL Defensive Rookie of the Month for November 2007, after accumulating 36 tackles and one sack, including a career-high 20-tackle performance in an overtime loss to WAS, 11/04/07.

### NY

## CAREER TRANSACTIONS

- 02/28/11, NYJ, Signed, Franchise Tender
- 02/15/11, NYJ, Franchise Player Designation
- 04/28/07, NYJ, D2\* (47)

\*Jets acquired 2007 D2 (47) and 2007 D7 (235 – Chansi Stuckey) from GB for 2007 D2 (63 – Brandon Jackson), 2007 D3 (89 – Aaron Rouse) and 2007 D6 (191 – Korey Hall)

## DID YOU KNOW?

David Harris became only the sixth player in Jets history to be designated as the club's franchise player and only the seventh time the tag has been used.

### NY

## SEASON-BY-SEASON REVIEW

**2010 (JETS)** Named the 2010 Curtis Martin Team MVP...One of just two defensive players (LB Bart Scott) to start all 16 games...Major part of a defensive unit that finished third in total defense and rushing defense and sixth in scoring defense...Led the club in tackles for the

third time in his first four seasons as he posted 119 total tackles (90 solo)...Collected three sacks, two passes defended, a forced fumble and a fumble recovery. **POSTSEASON:** Started all three postseason contests, collecting a team-high 31 tackles (23 solo), leading the club in tackles in all three games...Notched the third interception of his career, and first in the postseason. **(Divisional: 1/16 at NE)**...Named game captain prior to the contest...Matched his postseason career-high with 13 tackles (eight solo) and returned a QB Tom Brady interception 58 yards in the first quarter. **SEASON HIGHLIGHTS: (12/6 at NE)**...Dropped Brady with a six-yard sack. **(11/25 vs. CIN)**...Sacked QB Carson Palmer for an eight-yard loss. **(11/14 at CLV)**...Forced and recovered a fumble on RB Peyton Hillis in addition to his eight tackles (seven solo). **(10/31 vs. GB)**...Brought down QB Aaron Rodgers for a nine yard sack...Registered nine tackles (seven solo). **(9/13 vs. BLT)**...Recorded a career-high two passes defended...Collected six tackles (four solo).

**2009 (JETS)** Started all 16 regular-season games, as well as the team's three postseason contests...Paced a Jets defense that led the NFL in seven categories (yards per game, yards per play, passing yards per game, passing yards per play, first downs allowed, third-down conversions allowed and points allowed) with 142 tackles, 5.5 sacks, two interceptions, three passes defended and two forced fumbles...**POSTSEASON:** During postseason play, led the team in both tackles (29) and sacks (two). **(AFC Championship: 1/24 at IND)**...Sacked QB Peyton Manning on consecutive plays...Finished the game with a team-leading 11 tackles and one forced fumble. **(Divisional: 1/17 at SD)**...Posted a team-leading 13 tackles (nine solo) and a pass defended. **(Wild Card: 1/9 at CIN)**...Made his postseason debut, collecting five tackles. **SEASON HIGHLIGHTS: (12/13 at TB)**...Opened the game with an interception of QB Josh Freeman, leading to a 40-yard field goal that gave the Jets a 3-0 lead. **(12/3 at BUF)**...Registered his fifth 10-plus tackle game of the season when he led the club with 10 tackles and strip-sacked QB Ryan Fitzpatrick...The fumble was recovered by LB Bryan Thomas and led to a 49-yard field goal. **(11/29 vs. CAR)**...Led a unit that held the third-rated rushing offense to 75 yards on the ground...Sacked QB Jake Delhomme. **(11/22 at NE)**...Led the team with 15 tackles. **(11/1 vs. MIA)**...Captained a defense that held the MIA offense to a total of 104 yards on 51 plays. **(10/18 vs. BUF)**...Collected a team-leading 18 tackles and was credited with a half-sack of QB Trent Edwards. **(10/4 at NO)**...Caused a RB Pierre Thomas fumble and led the team with 15 tackles. **(9/27 vs. TEN)**...Awarded a game ball after recording his first-career interception off of QB Kerry Collins...Also sacked Collins for an eight-yard loss and finished with five tackles. **(9/13 at HST)**...Awarded game ball after leading the club with 12 tackles...Part of a defensive effort that held HST to 38 yards rushing, including only 17 yards on nine carries for RB Steve Slaton, the second-leading rusher in the AFC in 2008...Part of a defensive ef-

fort that limited a HST offense that ranked third in the NFL in 2008 to just 183 yards of total offense.

**2008 (JETS)** Started 11 games and was inactive for five contests... Ranked second on the team with 87 tackles and also contributed one sack, one fumble recovery, two quarterback hurries and one pass defended... Led or tied for the team lead in tackles in five contests... Inactive at BUF (11/2), vs. SL (11/9), at NE (11/13), at TEN (11/23) and vs. DEN (11/30) with an injury. **SEASON HIGHLIGHTS: (10/12 vs. CIN)...**Sacked Fitzpatrick. **(9/28 vs. ARZ)...**Notched a fumble recovery.

**2007 (JETS)** Led team with 117 tackles and tied for team lead with five sacks (all five coming in the club's final nine games)... Played in all 16 games, starting the final nine contests... Averaged more than 10 tackles per game during his nine starts... Third Jets rookie since 1991 to record at least 100 tackles in a season (LB Jonathan Vilma, 118, 2004; S Kerry Rhodes, 108, 2005)... Named NFL Defensive Rookie of the Month for November after recording 36 tackles and one sack. **SEASON HIGHLIGHTS: (12/30 vs. KC)...**Sacked QB Brodie Croyle and led the team with 13 tackles. **(12/23 at TEN)...**Sacked QB Vince Young and forced a fumble. **(12/2 at MIA)...**Named Jets Defensive Player of the Week as he recorded a team-high eight tackles... Sacked QB John Beck, forcing a fumble that he also recovered. **(11/18 vs. PIT)...**Registered a sack of QB Ben Roethlisberger. **(11/4 vs. WAS)...**Recorded a career-high 20 tackles in the overtime loss. **(10/28 vs. BUF)...**Made his first NFL start and registered the first sack of his career when he brought down QB Trent Edwards in the third quarter... Recorded a team-high 14 tackles.

## FIRSTS:

First Game:	NYJ vs. NE, 09/09/07 (L, 14-38)
First Start:	NYJ vs. BUF, 10/28/07 (L, 3-13)
First Sack:	NYJ vs. BUF, 10/28/07 (QB Trent Edwards)
First Interception:	NYJ vs. TEN, 09/27/09 (QB Kerry Collins)



## BEFORE THE NFL

- Finished his career at the University of Michigan with 196 total tackles, four sacks, one interception, three forced fumbles and one fumble recovery.
- Second-team All-American selection as a senior in 2006 by the *AP* and *Sports Illustrated*... Semifinalist for the Butkus Award, given to the nation's top linebacker... Shared the Bo Schembechler team MVP award with RB Mike Hart.
- Two-year starter at Ottawa Hills (MI) HS, where he recorded 295 total tackles and 16 sacks, while rushing for 734 yards and 15 touchdowns as a fullback.
- Set school records for most solo tackles in a season (114) as a senior and in a career (225), and most tackles (158) in a season as a junior.



## OFF THE FIELD

- General Studies major at Michigan.
- Competed in track and field as a junior in high school.
- Participated in the Northern New Jersey ALR Walk With Us to Cure Lupus event in 2010.
- Embodied the NFL's commitment to community service by supporting programs benefiting the children and youth of New York City at the 13th Annual Gridiron Gala in 2008.
- Participated in the Newark Star Ledger Junior Reporter program in 2007, which motivates participation in classes with dozens of hands-on activities.
- Married to Jiali Wu.

### David Harris Career Sacks

Date	Opp	Qtr	Dwn	Last	LOS	Quarterback	Shared With	Yds
10/28/07	BUF	3	3	NYJ 38		Trent Edwards		4
11/18/07	PIT	1	3	NYJ 43		Ben Roethlisberger		17
12/02/07	at MIA	3	3	MIA 43		John Beck**		13
12/23/07	at TEN	2	1	TEN 48		Vince Young**		3
12/30/07	KC	4	3	NYJ 34		Brodie Croyle		15
10/12/08	CIN	4	2	CIN 23		Ryan Fitzpatrick	LB Bryan Thomas	8
12/07/08	at SF	2	1	NYJ 30		Shaun Hill	DT Mike DeVito	10
09/13/09	at HST	3	2	HST 32		Matt Schaub		8
09/27/09	TEN	4	2	TEN 41		Kerry Collins		8
10/18/09	BUF	2	3	BUF 43		Trent Edwards	DE Marques Douglas	5
11/01/09	MIA	2	3	NYJ 36		Chad Henne		15
11/29/09	CAR	1	2	CAR 37		Jake Delhomme		6
12/03/09	at BUF	2	3	NYJ 46		Ryan Fitzpatrick**		11
01/24/10	at IND*	1	3	IND 45		Peyton Manning		10
01/24/10	at IND*	1	1	IND 34		Peyton Manning		7
10/31/10	GB	2	2	NYJ 23		Aaron Rodgers		9
11/25/10	CIN	4	2	CIN 10		Carson Palmer		8
12/06/10	at NE	2	2	NE 46		Tom Brady		6

\*POSTSEASON

\*\*Forced Fumble

## David Harris' Career Statistics

Year	Team	P	S	TT	S	A	Sk	Yds	Int	Yds	Lg	TD	PD	FF	FR	Yds	TD
2007	Jets	16	9	117	68	49	5.0	52.0	0	0	0	0	3	2	1	0	0
2008	Jets	11	11	87	51	36	1.0	9.0	0	0	0	0	1	0	1	0	0
2009	Jets	16	16	142	91	51	5.5	50.5	2	24	14	0	3	2	0	0	0
2010	Jets	16	16	119	90	29	3.0	23.0	0	0	0	0	2	1	1	0	0
<b>Career Totals</b>		<b>59</b>	<b>52</b>	<b>465</b>	<b>300</b>	<b>165</b>	<b>14.5</b>	<b>134.5</b>	<b>2</b>	<b>24</b>	<b>14</b>	<b>0</b>	<b>9</b>	<b>5</b>	<b>3</b>	<b>0</b>	<b>0</b>

## Additional Statistics

**Special teams tackles:** 11 (career); 2 (2009); 9 (2007)

## Career Bests

**Tackles:** 20 (11/4/07 vs. WAS)

**Solo Tackles:** 14 (11/4/07 vs. WAS)

**Sacks:** 1 (13 times, last: 12/6/10 at NE)

**Interceptions:** 1 (twice, last: 12/13/09 at TB)

**Forced Fumble:** 1 ( five times, last: 11/14/10 at CLV)

## Career Postseason

Year	Team	P	S	TT	S	A	Sk	Yds	Int	Yds	Lg	TD	PD	FF	FR	Yds	TD
2009	Jets	3	3	29	19	10	2.0	17.0	0	0	0	0	1	1	0	0	0
2010	Jets	3	3	31	23	8	0.0	0.0	1	58	58	0	0	0	0	0	0
<b>Totals</b>		<b>6</b>	<b>6</b>	<b>60</b>	<b>42</b>	<b>18</b>	<b>2.0</b>	<b>17.0</b>	<b>1</b>	<b>58</b>	<b>58</b>	<b>0</b>	<b>1</b>	<b>1</b>	<b>0</b>	<b>0</b>	<b>0</b>

## Career Bests

**Tackles:** 13 (twice, last 1/16/11 at NE)

**Solo Tackles:** 9 (1/17/10 at SD)

**Sacks:** 2 (1/24/10 at IND)

**Interceptions:** 1 (1/16/11 at NE)

**Forced Fumble:** 1 (1/24/10 at IND)

## David Harris' Career Interceptions

Date	Opp	Qtr	Dwn	Last	LOS	Quarterback	Target	Yds
09/27/09	TEN	4	2	NYJ 44		Kerry Collins	TE Alge Crumpler	14
12/13/09	at TB	1	1	TB 31		Josh Freeman	WR Antonio Bryant	10
01/16/11	at NE*	1	1	NYJ 28		Tom Brady	RB BenJarvus Green-Ellis	58

\*POSTSEASON

## David Harris' Career Fumbles

Date	Opp	Qtr	Dwn	Last	LOS	Fumbled	Forced	Recovered	Yds
12/02/07	at MIA	3	3	MIA 29		QB John Beck	Harris**	Harris	0
12/23/07	at TEN	2	1	TEN 45		QB Vince Young	Harris**	DT Dewayne Robertson	0
09/28/08	ARZ	3	2	ARZ 40		QB Kurt Warner	LB Calvin Pace**	Harris	0
10/04/09	at NO	4	1	NYJ 37		RB Pierre Thomas	Harris	QB Drew Brees	-
12/03/09	at BUF	2	3	BUF 43		QB Ryan Fitzpatrick	Harris**	LB Bryan Thomas	7
01/24/10	at IND*	4	1	IND 37		WR Reggie Wayne	Harris	Wayne	-
11/14/10	at CLV	1	2	CLV 31		RB Peyton Hillis	Harris	Harris	0

\*POSTSEASON

\*\*Caused on a sack

## 2010 New York Jets

Date	Opp	P	S	TT	S	A	Sk	Yds	Int	Yds	Lg	TD	PD	FF	FR	Yds	TD
9/13	BLT	1	1	6	4	2	-	-	-	-	-	-	2	-	-	-	-
9/19	NE	1	1	7	6	1	-	-	-	-	-	-	-	-	-	-	-
9/26	at MIA	1	1	9	8	1	-	-	-	-	-	-	-	-	-	-	-
10/3	at BUF	1	1	7	5	2	-	-	-	-	-	-	-	-	-	-	-
10/11	MIN	1	1	8	6	2	-	-	-	-	-	-	-	-	-	-	-
10/17	at DEN	1	1	12	9	3	-	-	-	-	-	-	-	-	-	-	-
10/31	GB	1	1	9	7	2	1.0	9.0	-	-	-	-	-	-	-	-	-
11/7	at DET	1	1	10	6	4	-	-	-	-	-	-	-	-	-	-	-
11/14	at CLV	1	1	8	7	1	-	-	-	-	-	-	-	1	1	0	-
11/21	HST	1	1	8	7	1	-	-	-	-	-	-	-	-	-	-	-
11/25	CIN	1	1	6	5	1	1.0	8.0	-	-	-	-	-	-	-	-	-
12/6	at NE	1	1	6	4	2	1.0	6.0	-	-	-	-	-	-	-	-	-
12/12	MIA	1	1	6	4	2	-	-	-	-	-	-	-	-	-	-	-
12/19	at PIT	1	1	7	5	2	-	-	-	-	-	-	-	-	-	-	-
12/26	at CHI	1	1	8	5	3	-	-	-	-	-	-	-	-	-	-	-
1/2	BUF	1	1	2	2	0	-	-	-	-	-	-	-	-	-	-	-
<b>Totals</b>		<b>16</b>	<b>16</b>	<b>119</b>	<b>90</b>	<b>29</b>	<b>3.0</b>	<b>23.0</b>	<b>0</b>	<b>0</b>	<b>0</b>	<b>0</b>	<b>2</b>	<b>1</b>	<b>1</b>	<b>0</b>	<b>0</b>

## 2010 Postseason

Date	Opp	P	S	TT	S	A	Sk	Yds	Int	Yds	Lg	TD	PD	FF	FR	Yds	TD
1/8	at IND	1	1	9	8	1	-	-	-	-	-	-	-	-	-	-	-
1/16	at NE	1	1	13	8	5	-	-	1	58	58	0	-	-	-	-	-
1/23	at PIT	1	1	9	7	2	-	-	-	-	-	-	-	-	-	-	-
<b>Totals</b>		<b>3</b>	<b>3</b>	<b>31</b>	<b>23</b>	<b>8</b>	<b>0</b>	<b>0</b>	<b>1</b>	<b>58</b>	<b>58.0</b>	<b>0</b>	<b>0</b>	<b>0</b>	<b>0</b>	<b>0</b>	<b>0</b>

## 2009 New York Jets

Date	Opp	P	S	TT	S	A	SK	YDS	INT	YDS	LG	TD	PD	FF	FR	YDS	TD
9/13	at HST	1	1	12	7	5	1.0	8.0	-	-	-	-	1	-	-	-	-
9/20	NE	1	1	7	4	3	-	-	-	-	-	-	-	-	-	-	-
9/27	TEN	1	1	5	5	0	1.0	8.0	1	14	14	0	1	-	-	-	-
10/4	at NO	1	1	15	11	4	-	-	-	-	-	-	-	1	-	-	-
10/12	at MIA	1	1	7	6	1	-	-	-	-	-	-	-	-	-	-	-
10/18	BUF	1	1	18	10	8	0.5	2.5	-	-	-	-	-	-	-	-	-
10/25	at OAK	1	1	7	3	4	-	-	-	-	-	-	-	-	-	-	-
11/1	MIA	1	1	9	3	6	1.0	15.0	-	-	-	-	-	-	-	-	-
11/15	JAX	1	1	9	5	4	-	-	-	-	-	-	-	-	-	-	-
11/22	at NE	1	1	15	11	4	-	-	-	-	-	-	-	-	-	-	-
11/29	CAR	1	1	8	6	2	1.0	6.0	-	-	-	-	-	-	-	-	-
12/3	at BUF	1	1	10	7	3	1.0	11.0	-	-	-	-	-	1	-	-	-
12/13	at TB	1	1	1	1	0	-	-	1	10	10	0	1	-	-	-	-
12/20	ATL	1	1	9	5	4	-	-	-	-	-	-	-	-	-	-	-
12/27	at IND	1	1	9	6	3	-	-	-	-	-	-	-	-	-	-	-
1/3	CIN	1	1	1	1	0	-	-	-	-	-	-	-	-	-	-	-
<b>Totals</b>		<b>16</b>	<b>16</b>	<b>142</b>	<b>91</b>	<b>51</b>	<b>5.5</b>	<b>50.5</b>	<b>2</b>	<b>24</b>	<b>14</b>	<b>0</b>	<b>3</b>	<b>2</b>	<b>0</b>	<b>0</b>	<b>0</b>

## 2009 Postseason

Date	Opp	P	S	TT	S	A	SK	YDS	INT	YDS	LG	TD	PD	FF	FR	Yds	TD
1/9	at CIN	1	1	5	2	3	-	-	-	-	-	-	-	-	-	-	-
1/17	at SD	1	1	13	9	4	-	-	-	-	-	-	1	-	-	-	-
1/24	at IND	1	1	11	8	3	2	17	-	-	-	-	-	1	-	-	-
<b>Totals</b>		<b>3</b>	<b>3</b>	<b>29</b>	<b>19</b>	<b>10</b>	<b>2</b>	<b>17</b>	<b>0</b>	<b>0</b>	<b>0</b>	<b>0</b>	<b>1</b>	<b>1</b>	<b>0</b>	<b>0</b>	<b>0</b>

## 2008 New York Jets

Date	Opp	P	S	TT	S	A	SK	YDS	INT	YDS	LG	TD	PD	FF	FR	YDS	TD
9/7	at MIA	1	1	11	5	6	-	-	-	-	-	-	-	-	-	-	-
9/14	NE	1	1	8	6	2	-	-	-	-	-	-	-	-	-	-	-
9/22	at SD	1	1	11	5	6	-	-	-	-	-	-	-	-	-	-	-
9/28	ARZ	1	1	7	6	1	-	-	-	-	-	-	-	-	1	-	-
10/12	CIN	1	1	4	1	3	0.5	4.0	-	-	-	-	-	-	-	-	-
10/19	at OAK	1	1	10	6	4	-	-	-	-	-	-	-	-	-	-	-
10/26	KC	1	1	1	1	0	-	-	-	-	-	-	-	-	-	-	-
11/2	at BUF								INACTIVE								
11/9	SL								INACTIVE								
11/13	at NE								INACTIVE								
11/23	at TEN								INACTIVE								
11/30	DEN								INACTIVE								
12/7	at SF	1	1	13	9	4	0.5	5.0	-	-	-	-	-	-	-	-	-
12/14	BUF	1	1	9	8	1	-	-	-	-	-	-	1	-	-	-	-
12/21	at SEA	1	1	10	3	7	-	-	-	-	-	-	-	-	-	-	-
12/28	MIA	1	1	3	1	2	-	-	-	-	-	-	-	-	-	-	-
<b>Totals</b>		<b>11</b>	<b>11</b>	<b>87</b>	<b>51</b>	<b>36</b>	<b>1.0</b>	<b>9.0</b>	<b>0</b>	<b>0</b>	<b>0</b>	<b>0</b>	<b>1</b>	<b>0</b>	<b>1</b>	<b>0</b>	<b>0</b>

## 2007 New York Jets

Date	Opp	P	S	TT	S	A	SK	YDS	INT	YDS	LG	TD	PD	FF	FR	YDS	TD
9/9	NE	1	0	-	-	-	-	-	-	-	-	-	-	-	-	-	-
9/16	at BLT	1	0	-	-	-	-	-	-	-	-	-	-	-	-	-	-
9/23	MIA	1	0	3	1	2	-	-	-	-	-	-	-	-	-	-	-
9/30	at BUF	1	0	5	1	4	-	-	-	-	-	-	-	-	-	-	-
10/7	at NYG	1	0	4	2	2	-	-	-	-	-	-	-	-	-	-	-
10/14	PHI	1	0	4	3	1	-	-	-	-	-	-	1	-	-	-	-
10/21	at CIN	1	0	8	4	4	-	-	-	-	-	-	-	-	-	-	-
10/28	BUF	1	1	14	8	6	1.0	4.0	-	-	-	-	-	-	-	-	-
11/4	WAS	1	1	20	14	6	-	-	-	-	-	-	-	-	-	-	-
11/18	PIT	1	1	8	6	2	1.0	17.0	-	-	-	-	-	-	-	-	-
11/22	at DAL	1	1	8	4	4	-	-	-	-	-	-	-	-	-	-	-
12/2	at MIA	1	1	8	6	2	1.0	13.0	-	-	-	-	1	1	1	0	-
12/9	CLV	1	1	8	5	3	-	-	-	-	-	-	-	-	-	-	-
12/16	at NE	1	1	9	4	5	-	-	-	-	-	-	-	-	-	-	-
12/23	at TEN	1	1	5	2	3	1.0	3.0	-	-	-	-	-	1	-	-	-
12/30	KC	1	1	13	8	5	1.0	15.0	-	-	-	-	1	-	-	-	-
<b>Totals</b>		<b>16</b>	<b>9</b>	<b>117</b>	<b>68</b>	<b>49</b>	<b>5.0</b>	<b>52.0</b>	<b>0</b>	<b>0</b>	<b>0</b>	<b>0</b>	<b>3</b>	<b>2</b>	<b>1</b>	<b>0</b>	<b>0</b>



# 10

WIDE RECEIVER

HEIGHT: 5'11"

WEIGHT: 192

AGE: 27 (as of opening weekend)

HOMETOWN: Belle Glade, FL

HIGH SCHOOL: Glades Central (FL) HS

COLLEGE: Ohio State

HOW ACQUIRED: Trade (PIT, 4/12/10)

EXPERIENCE: NFL: 6th • JETS: 2nd

# Santonio HOLMES

NY Jets Media Guide 2011

## NY

### CAREER HIGHLIGHTS

- Named the Most Valuable Player of Super Bowl XLIII after collecting nine receptions for 131 yards and a touchdown, highlighted by his four catches for 73 yards and game-winning six-yard touchdown on the final drive.
- Has caught 287 passes for 4,581 yards and 26 touchdowns, rushed 13 times for 62 yards, returned 66 punts for 536 yards (8.1 avg.) and one touchdown and returned 18 kickoffs for 436 yards (24.2 avg.) in 72 career games, 58 of them starts.
- In his postseason career, has started five-of-seven games, amassing 25 receptions for 402 yards (16.1 avg.) and five touchdowns, two rushing attempts for seven yards and seven punt returns for 103 yards (14.7 avg.) and a touchdown...Has scored a touchdown in five-of-seven career postseason games.
- Of his 33 career touchdowns, 20 have come on plays of 20-or-more yards.

## NY

### CAREER TRANSACTIONS

- 07/30/11, NYJ, Signed, UFA
- 09/04/10, NYJ, Reserve/Suspended
- 04/12/10, NYJ, Trade, PIT, 2010 D5 (155 – John Skelton)
- 04/29/06, PIT, D1 (25)

## NY

### SEASON-BY-SEASON REVIEW

**2010 (JETS)** Missed the first four games of the season due to suspension...Returned vs. MIN, 10/11 and played in the final 12 games of the season, starting 10...Ranked second on the club with 746 yards receiving and six receiving touchdowns and tied for third with 52 receptions...Ran twice for 17 yard and returned four punts for 40 yards. **POSTSEASON:** Appeared in all three postseason games, starting two...Led the team with two touchdown catches, totaling nine receptions for 127 yards. **(AFC Championship: 1/23 at PIT)**...Did not start, but caught two passes for 61 yards and a touchdown on back-to-back plays...On the opening drive of the third quarter, hauled in a 16-yard pass from QB Mark Sanchez on third-and-four, before catching a 45-yard touchdown pass from Sanchez on the following play. **(Divisional: 1/16 at NE)**...Pulled in three catches for 20 yards, scoring on a seven-yard pass from Sanchez at the start of the fourth quarter to extend the lead to 21-11. **(Wild Card: 1/8 at IND)**...Caught four passes for 46 yards. **SEASON HIGHLIGHTS: (1/2 vs. BUF)**...Saw limited snaps on offense in the season finale...Caught one pass for a 17-yard touchdown from QB Mark Brunell. **(12/26 at CHI)**...Totaled four catches for 69 yards, including a 23-yard touchdown pass from

Sanchez...Added three yards on one carry. **(11/25 vs. CIN)**...Scored on a 13-yard touchdown pass from Sanchez following a S James Ihe-digbo fumble recovery on special teams...Finished the contest with five catches for 44 yards. **(11/21 vs. HST)**...Recorded the 10th 100-yard receiving performance of his career, and second as a Jet, when he tallied seven receptions for 126 yards...Scored twice, first on a 41-yard connection with Sanchez in the third quarter and again with 10 second remaining in the game on a six-yard pass from Sanchez. **(11/14 at CLV)**...Scored the game-winning touchdown with 16 second remaining in overtime when he caught a 37-yard pass from Sanchez...Totaled five receptions for 76 yards. **(11/7 at DET)**...Notched his first 100-yard receiving effort for the Jets when he collected five catches for 114 yards...Set up the game-winning field goal in overtime when he recorded a season-long 52-yard reception three plays earlier. **(10/11 vs. MIN)**...Made his Jets debut and caught three passes for 41 yards.

**2009 (PIT)** Started all 16 games for the first time in his career and set career-highs with 79 receptions for 1,248 yards...Scored five receiving touchdowns, four of which were for more than 20 yards...Added six yards on three rushing attempts and six yards on two punt returns...Attempted his first-career pass, throwing an interception. **SEASON HIGHLIGHTS: (1/3 at MIA)**...Opened the scoring when he pulled in a five-yard touchdown from QB Ben Roethlisberger on the game's initial drive...Attempted his first-career pass, which was intended for RB Rashard Mendenhall before being picked off by S Jeremiah Bell. **(12/27 vs. BLT)**...Caught five passes for 86 yards and scored on a 24-yard pass in the second quarter. **(12/6 vs. OAK)**...Notched a career-high 149 yards receiving on eight receptions...Scored on a 34-yard strike from Roethlisberger...Set up another score when he took a 57-yard pass down to the three-yard line. **(11/29 at BLT)**...Pulled in six passes for 74 yards in the Sunday Night loss...Scored on a 33-yard pass from QB Dennis Dixon in the second quarter to tie the game at 7-7. **(10/18 vs. CLV)**...Caught five passes for 104 yards, including a 41-yard reception that set up a touchdown. **(9/10 vs. TEN)**...In the Thursday Night season-opener, collected a career-high nine receptions for 131 yards and a touchdown...Scored on a 34-yard pass in the second quarter to open the scoring...Converted key third downs on both the PIT game-tying and game-winning drives.

**2008 (PIT)** Started 15 games, missing one due to injury...Gained 821 yards on 55 receptions and nine yards on two rushing attempts...Scored five receiving touchdowns...Returned 34 punts for 226 yards. **POSTSEASON:** Earned Most Valuable Player honors in Super Bowl XLIII...Caught 13 passes for 226 yards and two touchdowns and ran twice for seven yards...Added 103 yards on seven punt returns...Scored in every postseason game, running his streak to four consecutive postseason games with a touchdown. **(Super Bowl XLIII: 2/1 vs. ARZ)**...Named the Most Valuable Player of Super Bowl XLIII for a

performance that saw him pull in nine receptions for 131 yards and a touchdown...Scored the game-winning touchdown with 35 seconds left in the fourth quarter on a six-yard catch from Roethlisberger...Responsible for 73 of the 78 yards gained on the game-winning drive, catching four passes for 14, 13, 40 and the game-winning six-yard touchdown...Did not start the game as PIT opened in a two-tight end set. **(AFC Championship: 1/18 vs. BLT)**...Pulled in two receptions, one for a 65-yard touchdown, to account for the only PIT offensive touchdown. **(Divisional: 1/11 vs. SD)**...Tied the game in the first quarter when he returned a punt 67 yards for a touchdown...Added two receptions for 25 yards and two rushing attempts for seven yards. **SEASON HIGHLIGHTS: (12/21 at TEN)**...Finished the game with five receptions for 93 yards and a 31-yard touchdown grab that gave PIT their first points of the day. **(12/14 at BLT)**...Pulled in the game's only touchdown, a four-yard pass from Roethlisberger with 50 seconds remaining in the fourth quarter to give PIT a four-point win...Initially ruled down at the one-yard line, the play was overturned for a game-winning touchdown. **(11/30 at NE)**...Set up the first PIT points of the game with a 29-yard punt return that led to a field goal and later scored on a 19-yard pass to the tie the game in the second quarter. **(11/3 at WAS)**...Scored on a five-yard touchdown pass from QB Byron Leftwich to cap the 16-point victory on Monday Night Football. **(9/29 vs. BLT)**...Scored the only PIT offensive touchdown on a 38-yard pass in the Monday Night overtime win. **(9/14 at CLV)**...Registered a regular season-high 94 yards receiving on five receptions, including a 48-yard catch that set up a field goal in the third quarter.

**2007 (PIT)** Started all 13 games in which he played, missing three games with an injury...Caught 52 passes for team-leading 945 yards, a career-high eight touchdowns and a league-leading 18.2 yards per catch average. **POSTSEASON: (Wild Card: 1/5 vs. JAX)**...Made his post-season debut, collecting 49 yards and a touchdown on three receptions. **SEASON HIGHLIGHTS: (12/30 at BLT)**...Caught four passes for 98 yards and a touchdown, scoring on a 59-yard strike from QB Charlie Batch in the fourth quarter. **(12/20 at SL)**...Registered a season-high 133 yards receiving on just four catches...Set up a touchdown with his career-long 83-yard reception on the game's opening drive. **(11/18 at NYJ)**...In his only career game in the Meadowlands, caught five passes for 75 yards and the only PIT touchdown. **(11/5 vs. BLT)**...Scored twice, first on a 15-yard pass and later on 35-yard pass...Added a 45-yard reception to set up a field goal as part of his 110 receiving yards on four receptions in the 31-point blowout Monday Night win. **(10/21 at DEN)**...Returned after missing his first game with an injury and collected six passes for 54 yards and a touchdown on Sunday Night Football. **(9/30 at ARZ)**...Accounted for all 14 PIT points as he scored on 43-yard touchdown pass in the first quarter and a seven-yard pass in the fourth quarter, finishing with six receptions for 128 yards. **(9/9 at CLV)**...Scored one play after a CB Bryant McFadden fumble recovery pulling in a 40-yard pass from Roethlisberger.

**2006 (PIT)** Played in all 16 games with starts in the final four...caught 49 passes for 824 yards and two touchdowns...Added another score on a 65-yard punt return and returned 26 punts total for 264 yards and 10.2 average...Averaged 24.2 yards on 18 kick returns and had one rush for 13 yards...Named NFL Rookie of the Week twice. **SEASON HIGHLIGHTS: (12/31 at CIN)**...Collected four receptions for a season-high 124 yards in the season-finale, including a game-winning 67-yard touchdown from Roethlisberger in overtime. **(12/17 at CAR)**...Scored on a 65-yard punt return in the fourth quarter the play after a

penalty necessitated a re-kick and negated his lost fumble on the previous return...His 78 yards on three punt returns established a career-high. **(12/7 vs. CLV)**...Made the first start of his career and collected 81 yards on four catches to lead the team in receiving yards. **(11/19 at CLV)**...Named NFL Rookie of the Week after reeling in a 21-yard pass from Roethlisberger on third-and-20 to set up the first touchdown of his career on a 20-yard reception from Roethlisberger on third-and-four. **(11/5 vs. DEN)**...Notched a season-high six receptions, including an 18-yard grab on third-and-four that set up the first PIT touchdown. **(10/15 vs. KC)**...Named NFL Rookie of the Week after he pulled in a 50-yard pass from Roethlisberger to set up an opening-drive touchdown...Recorded his first-career rushing attempt when he took a direct snap 13 yards on third-and-four to set up a field goal at the end of the first half. **(9/7 vs. MIA)**...Made his NFL debut in the Thursday Night opener and caught a six-yard pass from QB Charlie Batch in the first quarter for his first-career reception.

## FIRSTS:

<b>First Game:</b>	PIT vs. MIA, 09/07/06 (W, 28-17)
<b>First NYJ Game:</b>	vs. MIN, 10/11/10 (W, 29-20)
<b>First Start:</b>	PIT vs. CLV, 12/07/06 (W, 27-7)
<b>First NYJ Start:</b>	vs. GB, 10/31/10 (L, 0-9)
<b>First TD:</b>	PIT at CLV, 11/19/06 (20-yard TD pass from QB Ben Roethlisberger)
<b>First NYJ TD:</b>	at CLV, 11/14/10 (37-yard TD pass from QB Mark Sanchez)
<b>First 100-yard Game:</b>	PIT at CIN, 12/31/06 (Four receptions for 124 yards)
<b>First NYJ 100-yard Game:</b>	at DET, 11/7/10 (Five receptions for 114 yards)

## NY

## BEFORE THE NFL

- Started 28 of his 36 games at Ohio State, finishing his college career with 140 receptions for 2,295 yards and 25 touchdowns to rank fifth in school history...Added three rushes for 18 yards, 38 punt returns for 385 yards and 19 kickoff returns for 425 yards...Became the 12th player in school history to gain more than 3,000 all-purpose yards.
- Garnered All-Big Ten Conference first-team selection honors his senior year after leading the team with 53 receptions for 977 yards and 11 touchdowns...Also returned 11 punts for 141 yards and 11 kickoffs for 239 yards.
- Received second-team All-Big Ten Conference recognition his junior year and finished with 55 receptions for 769 yards and seven touchdowns.
- Won state titles in his sophomore and junior seasons at Glades (FL) Central and finished his senior year with 12-1 record.

## NY

## OFF THE FIELD

- Has two sons, Santonio III and Nicori, and two daughters, Saniya

and Savannah.

- Competed in basketball and track in high school with his track team winning the state title his junior year and his basketball team finishing runner-up in his senior season...Took home state titles in

both his junior and senior years in the 4x400 meter relay.

- Parents, Patricia Brown and Santonio Holmes, Sr.
- A second cousin of NE RB Fred Taylor.

## Santonio Holmes' Career Statistics

				Receiving					Punt Returns					
Year	Team	GP	GS	Rec	Yds	Avg	Lg	TD	No	Yds	Avg	FC	Lg	TD
2006	PIT	16	4	49	824	16.8	67t	2	26	264	10.2	21	65t	1
2007	PIT	13	13	52	942	18.1	83	8	0	0	0.0	0	0	0
2008	PIT	15	15	55	821	14.9	48	5	34	226	6.6	7	35	0
2009	PIT	16	16	79	1,248	15.8	57	5	2	6	3.0	1	3	0
2010	Jets	12	10	52	746	14.3	52	6	4	40	10.0	14	14	0
<b>Career Totals</b>		<b>72</b>	<b>58</b>	<b>287</b>	<b>4,581</b>	<b>16.0</b>	<b>83</b>	<b>26</b>	<b>66</b>	<b>536</b>	<b>8.1</b>	<b>43</b>	<b>65t</b>	<b>1</b>

## Additional Statistics

**Rushing:** 13-62 (Career): 2-17 (2010); 3-6 (2009); 2-9 (2008); 5-17 (2007); 1-13 (2006)

**Passing:** 0-1, 0 yards, 1 INT, 0.0 ratings (Career): 0-1, 0 yards, 1 INT, 0.0 ratings (2009)

**Kickoff Returns:** 18-436 (Career): 18-436 (2006)

## Career Bests

**Receptions:** 9 (9/10/09 vs. TEN)

**Receiving Yards:** 149 (12/6/09 vs. OAK)

**Longest Receiving Touchdown:** 67t (12/31/06 at CIN)

**Longest Reception:** 83 (11/20/07 at SL)

**Receiving Touchdowns:** 2 (three times, last 11/21/10 vs. HST)

**Longest Rush:** 14 (10/17/10 at DEN)

## Career Postseason

				Receiving					Punt Returns					
Year	Team	GP	GS	Rec	Yds	Avg	Lg	TD	No	Yds	Avg	FC	Lg	TD
2007	PIT	1	1	3	49	16.3	37t	1	0	0	0	0	0	0
2008	PIT	3	2	13	226	17.4	65t	2	7	103	14.7	3	67t	1
2010	Jets	3	2	9	127	14.1	45t	2	0	0	0	0	0	0
<b>Totals</b>		<b>7</b>	<b>5</b>	<b>25</b>	<b>402</b>	<b>16.1</b>	<b>65t</b>	<b>5</b>	<b>7</b>	<b>103</b>	<b>14.7</b>	<b>3</b>	<b>67t</b>	<b>1</b>

## Additional Postseason Statistics

**Rushing:** 2-7 (Career): 2-7 (2008)

## Career Bests

**Receptions:** 9 (2/1/09 vs. ARZ)

**Receiving Yards:** 131 (2/1/09 vs. ARZ)

**Receiving Touchdowns:** 1 five times, last 1/23/11 at PIT)

**Longest Receiving Touchdown:** 45t (1/23/11 at PIT)

**Longest Reception:** 65t (1/18/09 vs. BLT)

**Longest Rush:** 4 (1/11/09 vs. SD)

## 2010 New York Jets

Date	Opp	GP	GS	Receiving					Rushing				
				Rec	Yds	Avg	Lg	TD	Rush	Yds	Avg	Lg	TD
9/13	BLT								Reserved/Suspended				
9/19	NE								Reserved/Suspended				
9/26	at MIA								Reserved/Suspended				
10/3	at BUF								Reserved/Suspended				
10/11	MIN	1	0	3	41	13.7	19	0	-	-	-	-	-
10/17	at DEN	1	0	4	47	11.8	22	0	1	14	14.0	14	0
10/31	GB	1	1	3	43	14.3	18	0	-	-	-	-	-
11/7	at DET	1	1	5	114	22.8	52	0	-	-	-	-	-
11/14	at CLV	1	1	5	76	15.2	37t	1	-	-	-	-	-
11/21	HST	1	1	7	126	18.0	41t	2	-	-	-	-	-
11/25	CIN	1	1	5	44	8.8	16	1	-	-	-	-	-
12/4	at NE	1	1	7	72	10.3	22	0	-	-	-	-	-
12/12	MIA	1	1	2	57	28.5	43	0	-	-	-	-	-
12/19	at PIT	1	1	6	40	6.7	11	0	-	-	-	-	-
12/26	at CHI	1	1	4	69	17.3	23t	1	1	3	3.0	3	0
1/2	BUF	1	1	1	17	17.0	17t	1	-	-	-	-	-
<b>2010 Totals</b>		<b>12</b>	<b>10</b>	<b>52</b>	<b>746</b>	<b>14.3</b>	<b>52</b>	<b>6</b>	<b>2</b>	<b>17</b>	<b>8.5</b>	<b>14</b>	<b>0</b>

## 2010 Postseason

Game	Opp	GP	GS	Rec	Yds	Avg	Lg	TD	Rush	Yds	Avg	Lg	TD
1/8	at IND	1	1	4	46	11.5	15	0	-	-	-	-	-
1/16	at NE	1	1	3	20	6.7	8	1	-	-	-	-	-
1/23	at PIT	1	0	2	61	30.5	45t	1	-	-	-	-	-
<b>Totals</b>		<b>3</b>	<b>2</b>	<b>9</b>	<b>127</b>	<b>14.1</b>	<b>45t</b>	<b>2</b>	<b>0</b>	<b>0</b>	<b>0</b>	<b>0</b>	<b>0</b>

### "Tone Time"

#### Career Touchdowns Scored in the Fourth Quarter or Overtime

Date	Opp	4th/OT	Yards	Time Left	Score After	
<b>Result</b>						
12/31/06	at CIN	OT	67	-	23-17	W
11/14/10	at CLV	OT	37	-	26-20	W
11/21/10	HST	4th	6	0:10	30-27	W
02/01/09	at ARZ*	4th	6	0:35	27-23	W
12/14/08	at BLT	4th	4	0:43	13-9	W
09/30/07	at ARZ	4th	7	1:49	14-21	L
12/30/07	at BLT	4th	59	7:13	14-27	L
11/19/06	at CLV	4th	20	9:33	10-13	W
11/03/08	at WAS	4th	5	11:58	23-6	W
01/16/11	at NE*	4th	7	13:00	21-11	W
12/17/06	at CAR	4th	65**	14:27	34-3	W
01/05/08	JAX*	4th	37	14:53	17-28	L

\*POSTSEASON

\*\*PUNT RETURN

## 2009 Pittsburgh Steelers

Date	Opp	GP	GS	Receiving					Punt Returns					
				Rec	Yds	Avg	Lg	TD	No	Yds	Avg	FC	Lg	TD
9/10	TEN	1	1	9	131	14.6	34t	1	-	-	-	-	-	-
9/20	at CHI	1	1	5	83	16.6	24	0	-	-	-	-	-	-
9/27	at CIN	1	1	1	18	18.0	18	0	-	-	-	-	-	-
10/4	SD	1	1	4	52	13.0	15	0	-	-	-	-	-	-
10/11	at DET	1	1	4	50	12.5	20	0	-	-	-	-	-	-
10/18	CLV	1	1	5	104	20.8	41	0	-	-	-	-	-	-
10/25	MIN	1	1	2	59	29.5	45	0	-	-	-	-	-	-
11/9	at DEN	1	1	6	93	15.5	35	0	-	-	-	-	-	-
11/15	CIN	1	1	7	88	12.6	21	0	-	-	-	-	-	-
11/22	at KC	1	1	7	86	12.3	20	0	-	-	-	-	-	-
11/29	at BLT	1	1	6	74	12.3	33t	1	-	-	-	-	-	-
12/6	OAK	1	1	8	149	18.6	57	1	-	-	-	-	-	-
12/10	at CLV	1	1	6	93	15.5	24	0	2	6	3.0	1	3	0
12/20	GB	1	1	3	77	25.7	33	0	-	-	-	-	-	-
12/27	BLT	1	1	5	86	17.2	24t	1	-	-	-	-	-	-
1/3	at MIA	1	1	1	5	5.0	5t	1	-	-	-	-	-	-
<b>2009 Totals</b>		<b>16</b>	<b>16</b>	<b>79</b>	<b>1,248</b>	<b>15.8</b>	<b>57</b>	<b>5</b>	<b>2</b>	<b>6</b>	<b>3.0</b>	<b>1</b>	<b>3</b>	<b>0</b>

### Santonio Holmes' Career 100-Yard Receiving Games

Date	Opp	W/L	Rec	Yds	Avg	Lg	TD
12/06/09	OAK	L	8	149	18.6	57	1
12/20/07	at SL	W	4	133	33.3	83	0
02/01/09	ARZ**	W	9	131	14.6	40	1
09/10/09	TEN	W	9	131	14.6	34t	1
09/30/07	at ARZ	L	6	128	21.3	43t	2
11/21/10	HST	W	7	126	18.0	41t	2
12/31/06	at CIN	W	4	124	31.0	67t	1
11/07/10	at DET	W	5	114	22.8	52	0
11/05/07	BLT	W	4	110	27.5	45	2
10/18/09	CLV	W	5	104	20.8	41	0

\*\*SUPER BOWL

### Santonio Holmes' 10 Longest Receptions

Date	Opp	Long	Total Yds
12/20/07	at SL	83	133
12/31/06	at CIN	67t	124
01/18/09	BLT*	65t	70
12/30/07	at BLT	59t	98
12/06/09	OAK	57	149
11/07/10	at DET	52	114
10/15/06	KC	50	58
09/14/08	at CLV	48	94
12/07/08	DAL	47	82
11/12/06	NO	46	57

\*POSTSEASON

## 2008 Pittsburgh Steelers

Date	Opp	GP	GS	Receiving					Punt Returns					
				Rec	Yds	Avg	Lg	TD	No	Yds	Avg	FC	Lg	TD
9/7	HST	1	1	2	19	9.5	10	0	-	-	-	-	-	-
9/14	at CLV	1	1	5	94	18.8	48	0	-	-	-	-	-	-
9/21	at PHI	1	1	3	32	10.7	16	0	1	5	5.0	1	5	0
9/29	BLT	1	1	3	61	20.3	38t	1	6	28	4.7	0	13	0
10/5	at JAX	1	1	4	65	16.3	19	0	3	15	5.0	0	8	0
10/19	at CIN	1	1	5	89	17.8	32	0	3	21	7.0	1	12	0
10/26	NYG			INACTIVE										
11/3	at WAS	1	1	3	30	10.0	16	1	4	30	7.5	0	17	0
11/9	IND	1	1	4	29	7.3	23	0	4	40	10.0	1	23	0
11/16	SD	1	1	5	63	12.6	19t	0	0	0	0.0	1	0	0
11/20	CIN	1	1	5	84	16.8	27	0	2	0	0.0	1	0	0
11/30	at NE	1	1	2	28	14.0	19	1	1	29	29.0	1	29	0
12/7	DAL	1	1	3	82	27.3	47	0	1	35	35.0	1	35	0
12/14	at BLT	1	1	3	21	7.0	9	1	3	5	1.7	0	5	0
12/21	at TEN	1	1	5	93	18.6	31t	1	2	2	1.0	0	6	0
12/28	CLV	1	1	3	31	10.3	15	0	4	16	4.0	0	8	0
<b>2008 Totals</b>		<b>15</b>	<b>15</b>	<b>55</b>	<b>821</b>	<b>14.9</b>	<b>48</b>	<b>5</b>	<b>34</b>	<b>226</b>	<b>6.6</b>	<b>7</b>	<b>35</b>	<b>0</b>

## 2008 Postseason

Game	Opp	GP	GS	Rec	Yds	Avg	Lg	TD	No	Yds	Avg	FC	Lg	TD
1/11	SD	1	1	2	25	12.5	15	0	2	73	36.5	1	67t	1
1/18	BLT	1	1	2	70	35.0	65t	1	3	25	8.3	1	25	0
2/1	vs. ARZ	1	0	9	131	14.6	40	1	2	5	2.5	1	4	0
<b>2008 Totals</b>		<b>3</b>	<b>2</b>	<b>13</b>	<b>226</b>	<b>17.4</b>	<b>65t</b>	<b>2</b>	<b>7</b>	<b>103</b>	<b>14.7</b>	<b>3</b>	<b>67t</b>	<b>1</b>

## 2007 Pittsburgh Steelers

Date	Opp	GP	GS	Rec	Yds	Avg	Lg	TD
9/9	at CLV	1	1	2	55	27.5	40t	1
9/16	BUF	1	1	3	53	17.7	27	0
9/23	SF	1	1	3	49	16.3	18	0
9/30	at ARZ	1	1	6	128	21.3	43t	2
10/7	SEA			DID NOT PLAY				
10/21	at DEN	1	1	6	54	9.0	16	1
10/28	at CIN	1	1	6	87	14.5	42	0
11/5	BLT	1	1	4	110	27.5	45	2
11/11	CLV	1	1	4	53	13.3	18	0
11/18	at NYJ	1	1	5	75	15.0	27	1
11/26	MIA			INACTIVE				
12/2	CIN			INACTIVE				
12/9	at NE	1	1	1	13	13.0	13	0
12/16	JAX	1	1	4	34	8.5	18	0
12/20	at SL	1	1	4	133	33.3	83	0
12/30	at BLT	1	1	4	98	24.5	59t	1
<b>2007 Totals</b>		<b>13</b>	<b>13</b>	<b>52</b>	<b>942</b>	<b>18.1</b>	<b>83</b>	<b>8</b>

## 2007 Postseason

Date	Opp	GP	GS	Rec	Yds	Avg	Lg	TD
1/5	JAX	1	1	3	49	16.3	37t	1
<b>Totals</b>		<b>1</b>	<b>1</b>	<b>3</b>	<b>49</b>	<b>16.3</b>	<b>37t</b>	<b>1</b>

## 2006 Pittsburgh Steelers

				Receiving					Punt Returns						Kickoff Returns				
Date	Opp	GP	GS	Rec	Yds	Avg	Lg	TD	No	Yds	Avg	FC	Lg	TD	No	Yds	Avg	Lg	TD
9/7	MIA	1	0	1	6	6.0	6	0	1	2	2.0	2	2	0	2	49	24.5	28	0
9/18	at JAX	1	0	1	15	15.0	15	0	0	0	0.0	1	0	0	2	36	18.0	18	0
9/24	CIN	1	0	3	30	10.0	14	0	1	14	14.0	0	14	0	1	26	26.0	26	0
10/8	at SD	1	0	2	22	11.0	13	0	1	1	1.0	0	1	0	3	71	23.7	27	0
10/15	KC	1	0	2	58	29.0	50	0	5	55	11.0	1	24	0	2	54	27.0	28	0
10/22	at ATL	1	0	5	91	18.2	36	0	1	0	0.0	3	0	0	3	88	29.3	42	0
10/29	at OAK	1	0	2	43	21.5	38	0	2	15	7.5	3	12	0	1	18	18.0	18	0
11/5	DEN	1	0	6	58	9.7	18	0	1	5	5.0	0	5	0	2	48	24.0	24	0
11/12	NO	1	0	2	57	28.5	46	0	0	0	0.0	1	0	0	-	-	-	-	-
11/19	at CLV	1	0	5	75	15.0	21	1	2	13	6.5	0	8	0	-	-	-	-	-
11/26	at BLT	1	0	3	31	10.3	14	0	3	32	10.7	3	18	0	-	-	-	-	-
12/3	TB	1	0	1	18	18.0	18	0	2	12	6.0	1	8	0	-	-	-	-	-
12/7	CLV	1	1	4	81	20.3	25	0	3	31	10.3	2	18	0	-	-	-	-	-
12/17	at CAR	1	1	3	25	8.3	10	0	3	78	26.0	3	65t	1	-	-	-	-	-
12/24	BLT	1	1	5	90	18.0	31	0	0	0	0.0	1	0	0	1	21	21.0	21	0
12/31	at CIN	1	1	4	124	31.0	67	1	1	6	6.0	0	6	0	1	25	25.0	24	0
2006 Totals		16	4	49	824	16.8	67t	2	26	264	10.2	21	65t	1	18	436	24.2	42	0

## Santonio Holmes Career Touchdown List

Date	Opp	Type	Qtr	Dwn	Yds	Note
11/19/06	at CLV	Rec	4	3	20	QB Ben Roethlisberger
12/17/06	at CAR	Ret	4	-	65	Punt Return
12/31/06	at CIN	Rec	OT	1	67	QB Ben Roethlisberger
09/09/07	at CLV	Rec	1	1	40	QB Ben Roethlisberger
09/30/07	at ARZ	Rec	1	3	43	QB Ben Roethlisberger
09/30/07	at ARZ	Rec	4	1	7	QB Ben Roethlisberger
10/21/07	at DEN	Rec	3	3	13	QB Ben Roethlisberger
11/05/07	BLT	Rec	1	2	15	QB Ben Roethlisberger
11/05/07	BLT	Rec	2	3	35	QB Ben Roethlisberger
11/18/07	at NYJ	Rec	2	2	7	QB Ben Roethlisberger
12/30/07	at BLT	Rec	4	2	59	QB Charlie Batch
01/05/08	JAX*	Rec	4	4	37	QB Ben Roethlisberger
09/29/08	BLT	Rec	3	3	38	QB Ben Roethlisberger
11/03/08	at WAS	Rec	4	2	5	QB Byron Leftwich
11/30/08	at NE	Rec	2	2	19	QB Ben Roethlisberger
12/14/08	at BLT	Rec	4	3	4	QB Ben Roethlisberger
12/21/08	at TEN	Rec	2	1	31	QB Ben Roethlisberger
01/11/09	SD*	Ret	1	-	67	Punt Return
01/18/09	BLT*	Rec	2	3	65	QB Ben Roethlisberger
02/01/09	ARZ**	Rec	4	2	6	QB Ben Roethlisberger
09/10/09	TEN	Rec	2	1	34	QB Ben Roethlisberger
11/29/09	at BLT	Rec	2	1	33	QB Dennis Dixon
12/06/09	OAK	Rec	2	1	34	QB Ben Roethlisberger
12/27/09	BLT	Rec	2	3	24	QB Ben Roethlisberger
01/03/10	at MIA	Rec	1	3	5	QB Ben Roethlisberger
11/14/10	at CLV	Rec	OT	1	37	QB Mark Sanchez
11/21/10	HST	Rec	3	3	41	QB Mark Sanchez
11/21/10	HST	Rec	4	1	6	QB Mark Sanchez
11/25/10	CIN	Rec	3	2	13	QB Mark Sanchez
12/26/10	at CHI	Rec	3	1	23	QB Mark Sanchez
01/02/11	BUF	Rec	2	1	17	QB Mark Brunell
01/16/11	at NE*	Rec	4	3	7	QB Mark Sanchez
01/23/11	at PIT*	Rec	3	1	45	QB Mark Sanchez

\*POSTSEASON

\*\*SUPER BOWL



# 78

TACKLE

HEIGHT: 6'5"

WEIGHT: 303

AGE: 30 (as of opening weekend)

HOMETOWN: Honolulu, HI

HIGH SCHOOL: Radford HS

COLLEGE: Hawai'i

HOW ACQUIRED: FA (12/25/07)

EXPERIENCE: NFL: 8th • JETS: 4th

# Wayne HUNTER

NY Jets Media Guide 2011

## NY

### CAREER HIGHLIGHTS

- Appeared in 47 career NFL regular-season games, including 44 games for the Jets, and six postseason games...Made two starts at tight end for Jets and three at right tackle for an injured Damien Woody.
- Started at right tackle in Divisional Playoff win at NE, 01/16/11, and the AFC Championship Game at PIT, 01/23/11.

## NY

### CAREER TRANSACTIONS

- 03/23/10, NYJ, Re-Signed, RFA
- 01/04/08, NYJ, Signed, Reserve/Future
- 12/25/07, NYJ, Signed, Practice Squad
- 12/07/06, JAX, IR – Practice Squad
- 11/22/06, JAX, Signed, Practice Squad
- 11/20/06, JAX, Waived
- 11/11/06, JAX, Signed from JAX Practice Squad
- 09/04/06, JAX, Signed, Practice Squad
- 09/02/06, JAX, Waived
- 05/19/06, JAX, Claimed off Waivers (SEA)
- 05/16/06, SEA, Waived
- 04/24/06, SEA, Re-Signed, RFA
- 12/14/05, SEA, Reserve/Suspended
- 09/05/04, SEA, Reserve/Suspended
- 04/26/03, SEA, D3 (73)

### DID YOU KNOW?

Wayne Hunter, the 73rd overall selection in 2003, wore number 73 for the Seahawks.

## NY

### SEASON-BY-SEASON REVIEW

**2010 (JETS)** Appeared in 14 games during the regular season making starts at right tackle for an injured Damien Woody in the final three... Started on the offensive line for the first time in his career helping the club rush for 506 yards and five touchdowns on 107 carries (4.7 avg.) in the three games he started, the second-best three-game stretch all season... Utilized as a tight end in jumbo formation and as a defensive lineman in certain defensive formations. **POSTSEASON:** Appeared in all three postseason games, starting the final two after Woody was placed on injured reserve following the Wild Card win. **(Divisional:**

**1/16 at NE)**...Started the first postseason game of his career as part of an offensive line that saw the Jets rush for 120 yards on 29 carries (4.1 avg.) and did not allow a sack of QB Mark Sanchez. **SEASON HIGHLIGHTS: (1/2 vs. BUF)**...Started as part of an offensive line that saw RB Joe McKnight record the first 100-yard rushing effort of his career and establish a season-best for any Jets running back with 158 yards on 32 carries. **(12/19 at PIT)**...Made the first start of his career on the offensive line at right tackle for an injured Woody after making two starts at tight end in his career. **(10/17 at DEN)**...Started at tight end, the second start of his career at tight end.

**2009 (JETS)** Played in 16 regular-season games and three postseason games...Also utilized at tight end in certain personnel groupings... Started his first-career NFL game at tight end at TB, 12/13.

**2008 (JETS)** Played in 14 games, mostly on special teams...Also lined up as an extra tight end on offense.

### FIRSTS:

<b>First Game:</b>	SEA at ARZ, 10/24/04 (L, 17-25)
<b>First NYJ Game:</b>	vs. NE, 9/14/08 (L, 19-10)
<b>First Start:</b>	NYJ at TB, 12/13/09 (W, 26-3) – started at tight end
<b>First OL Start:</b>	NYJ at PIT, 12/19/10 (W, 22-17) – started at right tackle
<b>First Career 100-yard Rusher Blocked for:</b>	NYJ vs. BUF, 01/02/11 (RB Joe McKnight, 32 carries for 158 yards)

## NY

### BEFORE THE NFL

- Originally a defensive tackle, he switched to the offensive line as a junior at Hawai'i in 2002.
- Began his collegiate career at the University of California before transferring to Hawai'i.
- Lettered in football, basketball and track at Radford (HI) High School.

## NY

### OFF THE FIELD

- Attended the Jets Taste of the NFL in New York City dedicated to fighting hunger in the New York metropolitan area in 2010.
- Participated in the *Newark Star-Ledger* Junior Reporter program in 2008, which motivates participation in classes with dozens of hands-on activities.
- He and his wife, Danielle Hunter have three daughters, Shaylyn Pa'ia, Sydney Selina Taeleifi and Jordyn Ioana Taeleifi.
- Son of Frances Hunter.



# 81

TIGHT END

HEIGHT: 6'2"

WEIGHT: 248

AGE: 26 (as of opening weekend)

HOMETOWN: Lafayette, IN

HIGH SCHOOL: Jefferson HS

COLLEGE: Purdue

HOW ACQUIRED: D1b (30), 2008 NFL Draft

EXPERIENCE: NFL: 4th • JETS: 4th

## Dustin KELLER

NY Jets Media Guide 2011

### NY

## CAREER HIGHLIGHTS

- Has appeared in every game since becoming a first-round pick in 2008 and has made starts in 32 of those 48 contests...Has posted career numbers of 148 receptions for 1,744 yards (11.8 avg.) and 10 touchdowns in the regular season and 26 receptions for 302 yards (11.6 avg.) and three touchdowns in his six postseason games.
- Established new career-highs in receptions (55), receiving yards (687) and receiving touchdowns (five) in 2010.
- Tied with Wesley Walker for the most postseason receiving touchdowns in team history (three) and is one behind Freeman McNeil (four) for most postseason touchdowns in the history of the franchise.
- Scored a touchdown in all three of the Jets postseason games in 2009, becoming the first player in franchise history with touchdowns in three-consecutive postseason games.
- Of all the tight ends drafted in the first round since 1999, he has recorded the second-most receiving yards (1,744) and third-most receptions (148), while being one of just three tight ends to play in all 48 games their first three seasons in the league.

### NY

## CAREER TRANSACTIONS

- 04/27/08, NYJ, D1b\* (30)

\*Jets acquired D1 (30) from GB for D2 (36 – Jordy Nelson) and D4 (113 – Dwight Lowery)

## DID YOU KNOW?

Dustin Keller led the team with 55 receptions in 2010, the first Jets tight end to lead the club in receptions since Mickey Schuler did it in 1985.

### NY

## SEASON-BY-SEASON REVIEW

**2010 (JETS)** Started 14-of-16 contests as he established new career-highs in receptions (55), receiving yards (687) and receiving touchdowns (five)...Has now played in 48 straight games to start his career...Became the first Jets TE to lead the club in receptions since Mickey Schuler led with 76 in 1985. **POSTSEASON:** Started in all three postseason games en route to catching a team-leading 14 passes for 121 yards. **(AFC Championship: 1/23 at PIT)**...Established a postseason career-best and matched his career-high when he caught

eight passes for 64 yards. **(Divisional: 1/16 at NE)**...Had three receptions for 15 yards. **(Wild Card: 1/8 at IND)**...Named game captain and caught three passes for 42 yards. **SEASON HIGHLIGHTS: (12/26 at CHI)**...Led the team as he tied his season-high with seven receptions for 79 yards. **(10/3 at BUF)**...Caught four passes for 28 yards and two touchdowns, the second-consecutive week he recorded two touchdowns...Pulled in both touchdown receptions in the third quarter, first on a three-yard pass from WR Brad Smith as Smith threw out of Seminole formation and later on a two-yard connection with QB Mark Sanchez. **(9/26 at MIA)**...Recorded the first multi-touchdown performance of his career when he hauled in a pair of touchdown passes from Sanchez...Responsible for the first two scores of the game, scoring in the first quarter on a 24-yard reception and again in the second quarter on a 12-yard catch...Finished the game with six receptions for 98 yards. **(9/19 vs. NE)**...Posted the second 100-yard performance of his career and first since rookie season vs. SL, 11/09/08...Caught a season-high seven passes for a career-best 115 yards...Extended the Jets lead to 14 points with just over six minutes to play in the fourth quarter when he pulled in a one-yard touchdown pass from Sanchez.

**2009 (JETS)** Played in all 16 games with starts in 12 of those contests...Gained 522 yards and two touchdowns receiving on 45 receptions and another seven yards on his first-career rushing attempt. **POSTSEASON:** Appeared in his first three postseason games making the start in one...Caught 12 passes for 181 yards and three touchdowns...Became the first player in Jets postseason history to record a touchdown in three-consecutive postseason games and tied WR Wesley Walker for the most receiving touchdown in Jets postseason history. **(AFC Championship: 1/24 at IND)**...Scored a touchdown for the third-consecutive postseason game when he hauled in a nine-yard scoring pass from QB Mark Sanchez on third-and-seven to give the Jets an eight-point lead...Set a postseason career-high with six receptions for 63 yards...Tied Walker for the most postseason receiving touchdowns in New York Jets history and became the only Jet to score touchdowns in three-consecutive postseason games. **(Divisional: 1/17 at SD)**...Gave the Jets their first lead of the game when he reeled in a two-yard touchdown pass from Sanchez to make the score 10-7 early in the fourth quarter...Collected three receptions for 19 yards total in the game...His receiving touchdowns in back-to-back postseason games marked the first time a Jet has accomplished the feat since Walker did it at CIN and at L.A. Raiders in the 1983 postseason. **(Wild Card: 1/9 at CIN)**...Played and started in his first postseason contest...Received a game ball after finished the game with three receptions for 99 yards and a touchdown, including a pair of 40-yard catches...Broke a 7-7 tie in the second quarter when he pulled in a 45-yard pass from Sanchez, tip-toeing the sidelines before scoring...Added another 43-yard reception in the fourth quarter that brought the ball deep into CIN territory to help set up a field goal and a 10-point

KELLER, DUSTIN



135

lead...His 99 yards receiving were the most by a Jets tight end in the postseason since Mickey Shuler collected 116 yards vs. BUF, 12/27/81. **SEASON HIGHLIGHTS: (12/27 at IND)**...Named a game captain prior to the contest and capped a DE Marques Douglas fumble recovery touchdown with a two-point conversion pass from Sanchez that put the Jets up by three late in the fourth quarter. **(11/15 vs. JAX)**...Caught back-to-back passes for 23 and 19 yards to help set up a field goal on the Jets final first-half drive...Finished the game with six receptions for 58 yards...Recorded the first rushing attempt of his career when he took an end-around handoff from RB Thomas Jones for seven yards. **(11/1 vs. MIA)**...Led the team in receiving yards and receptions when he tied his career-high with eight receptions for 76 yards and a touchdown, a 16-yard connection with Sanchez late in the fourth to pull within five points. **(9/20 vs. NE)**...Scored the game's only touchdown when he pulled in a nine-yard pass from Sanchez on the opening drive of the second half...On the next drive, converted on a third-and-nine with a nine-yard catch that helped set up a field goal, giving the Jets a four-point lead. **(9/13 at HST)**...Registered a season-high 94 yards receiving on four receptions in the season opener...Forced a fumble after Sanchez was intercepted, which was recovered by HST and returned for a touchdown...Reeled in an 18-yard pass on third-and-10 to continue a drive that led to the game's first points...Converted on third down again with a regular season-high 40-yard reception that set up a touchdown one-play later to put the cap on the 17-point win.

**2008 (JETS)** Played in all 16 games in his rookie season making six starts...Collected 48 receptions for 535 yards and three touchdowns...Finished second among all rookie tight ends in receptions and receiving yards and third in touchdowns...Led all tight ends after converting 100 percent of his third-down receptions into first downs. **SEASON HIGHLIGHTS: (11/30 vs. DEN)**...Returned a short kickoff nine yards for the first kickoff return of his career...Added seven receptions and 77 yards receiving to lead the team. **(11/13 at NE)**...Recorded a career-best eight receptions for 87 yards in the overtime Thursday Night win...Converted on a third-and-eight on the opening drive with a 20-yard catch to set up the game's first touchdown...Converted third-down receptions into first downs five times in the game, including twice on the game-winning drive in overtime...Hauled in a 16-yard catch on third-and-15 in overtime and later converted with a four-yard reception on third-and-one before a 34-yard field goal gave the Jets the victory. **(11/9 vs. SL)**...Reeled in six catches for 107 yards and a touchdown to lead all receivers and record his first-career 100-yard game...Pulled in a 54-yard pass from QB Brett Favre for the longest reception of his career. **(9/28 vs. ARZ)**...Started for the first time in his career and notched touchdowns in consecutive games as his 24-yard scoring catch from Favre accounted for the final score in the 21-point win...Caught the sixth touchdown pass of the game from Favre, as Favre tied QB Joe Namath for most touchdown passes by a Jet in a single game. **(9/22 at SD)**...Scored the first touchdown of his career when he hauled in a 13-yard reception from Favre in the fourth quarter during Monday Night Football. **(9/14 vs. NE)**...Pulled in his first-career reception, a 19-yard pass from Favre on third-and-six that set up a Jets touchdown three-plays later early in the fourth quarter. **(9/7 at MIA)**...Appeared in his first NFL game but had his first-career reception wiped out by an offensive holding call.

## FIRSTS:

**First Game:** NYJ at MIA, 09/07/08 (W, 20-14)  
**First Start:** NYJ vs. ARZ, 09/28/08 (W, 56-35)  
**First Touchdown:** NYJ at SD, 09/22/08 (13-yard TD pass from QB Brett Favre)  
**First 100-yard Game:** NYJ vs. SL, 11/09/08 (Six receptions for 107 yards)



## BEFORE THE NFL

- Played in 46 games at Purdue making starts in 26 of the contests... Finished his career with 142 receptions for 1,882 yards and 16 touchdowns.
- Received honorable-mention All-American by *Pro Football Weekly* in 2007, and was named second-team All-Big Ten, as well as team MVP as he caught 68 passes for 881 yards and seven touchdowns.
- In 2006, earned honorable-mention all-conference after making 12 starts and finishing with 56 receptions for 771 yards and four touchdowns.
- Initially enrolled at Purdue as a wide receiver before making the switch to tight end in 2004.
- As a senior at Jefferson (IN) HS, set state records with 113 receptions for 1,804 yards and 22 touchdowns, earning first-team all-state honors...He also was the runner-up for the state's Top Receiver Award and a "Mr. Football" finalist...Named Area Co-Offensive Player of the Year by the *Journal & Courier*.



## OFF THE FIELD

- Majored in Organizational Leadership and Supervision at Purdue.
- Son of Maureen and the late Willie Keller, Jr.
- Father played basketball at Minnesota State University Moorhead, mother and grandmother, Linda Orr, are Purdue graduates... Grandfather, Dale Mulvey, played on the 1952 Purdue team that won the Big-Ten football championship.
- Brothers, Dwight and Drew, also attended Purdue and brothers, Damien and Duran, currently attend Purdue.
- Great-grandfather, Robert P. Siskind, was an electrical engineering professor at Purdue.
- Participated in basketball and track and field in HS...Captured state high jump championship as senior, clearing 6-9 in a steady rain, after finishing second his junior year with a personal-best of 6-10.

### All-Time Jets Postseason Receiving Touchdown Leaders

Player	Season	G	TD
Dustin Keller	2009-2010(2)	6	3
Wesley Walker	1981-1986(4)	7	3
Nine Tied with Two Touchdowns			

## Dustin Keller's Career Statistics

Year	Team	GP	GS	Rec	Yds	Avg	Lg	TD
2008	Jets	16	6	48	535	11.1	54	3
2009	Jets	16	12	45	522	11.6	40	2
2010	Jets	16	14	55	687	12.5	41	5
<b>Career Totals</b>		<b>48</b>	<b>32</b>	<b>148</b>	<b>1,744</b>	<b>11.8</b>	<b>54</b>	<b>10</b>

## Additional Statistics

**Rushing:** 1-7 (Career): 1-7 (2009)

**Kickoff Returns:** 1-9 (Career): 1-9 (2008)

## Career Bests

**Receptions:** 8 (twice, last 11/01/09 vs. MIA)

**Receiving Yards:** 115 (9/19/10 vs. NE)

**Longest Reception:** 54 (11/9/08 vs. SL)

**Receiving Touchdowns:** 2 (twice, last 10/3/10 at BUF)

**Longest Receiving Touchdown:** 24 (9/28/08 vs. ARZ)

**Longest Rush:** 7 (11/15/09 vs. JAX)

## Career Postseason

Year	Team	GP	GS	Rec	Yds	Avg	Lg	TD
2009	Jets	3	1	12	181	15.1	45t	3
2010	Jets	3	3	14	121	8.6	20	0
<b>Totals</b>		<b>6</b>	<b>4</b>	<b>26</b>	<b>302</b>	<b>11.6</b>	<b>45t</b>	<b>3</b>

## Career Bests

**Receptions:** 8 (1/23/11 at PIT)

**Receiving Yards:** 99 (1/9/10 at CIN)

**Longest Reception:** 45 (1/9/10 at CIN)

**Receiving Touchdowns:** 1 (Three times, last 1/24/10 at IND)

**Longest Receiving Touchdown:** 45 (1/9/10 at CIN)

## Dustin Keller's Top 10 Games (Receiving Yards)

Date	Opp	W/L	Rec	Yds	Avg	Lg	TD
09/19/10	NE	W	7	115	16.4	39	1
11/09/08	SL	W	6	107	17.8	54	1
01/09/10	at CIN*	W	3	99	33.0	45t	1
09/26/10	at MIA	W	6	98	16.3	31	2
09/13/09	at HST	W	4	94	23.5	40	0
11/13/08	at NE	W	8	87	10.9	20	0
12/26/10	at CHI	L	7	79	11.3	26	0
11/30/08	DEN	L	7	77	11.0	20	0
11/01/09	MIA	L	8	76	9.5	16t	1
10/17/10	at DEN	W	3	75	25.0	41	0

\*POSTSEASON

## Dustin Keller Career Touchdown List

Date	Opp	Type	Qtr	Dwn	Yds	Note
09/22/08	at SD	Rec	4	2	13	QB Brett Favre
09/28/08	ARZ	Rec	4	4	24	QB Brett Favre
11/09/08	SL	Rec	2	3	1	QB Brett Favre
09/20/09	NE	Rec	3	2	9	QB Mark Sanchez
11/01/09	MIA	Rec	4	2	16	QB Mark Sanchez
01/09/10	at CIN*	Rec	2	1	45	QB Mark Sanchez
01/17/10	at SD*	Rec	4	3	2	QB Mark Sanchez
01/24/10	at IND*	Rec	2	3	9	QB Mark Sanchez
09/19/10	NE	Rec	4	3	1	QB Mark Sanchez
09/26/10	at MIA	Rec	1	2	24	QB Mark Sanchez
09/26/10	at MIA	Rec	2	2	12	QB Mark Sanchez
10/03/10	at BUF	Rec	3	3	3	WR Brad Smith
10/03/10	at BUF	Rec	3	1	2	QB Mark Sanchez

\*POSTSEASON

## TEs Drafted in the 1st-Round From 1999 to 2008 Through Their First 3 Seasons

Player	Team	Pick	GP	GS	Rec	Yards	Avg	TD
Jeremy Shockey	NYG	14	39	37	183	2095	11.4	10
<b>Dustin Keller</b>	<b>NYJ</b>	<b>30</b>	<b>48</b>	<b>32</b>	<b>148</b>	<b>1744</b>	<b>11.8</b>	<b>10</b>
Todd Heap	BLT	31	44	38	141	1735	12.3	10
Greg Olsen	CHI	31	46	26	153	1577	10.3	15
Heath Miller	PIT	30	48	47	120	1418	11.8	18
Dallas Clark	IND	24	40	37	91	1251	13.7	10
Vernon Davis	SF	6	40	38	103	1132	11.0	9
Bubba Franks	GB	14	48	31	124	1127	9.1	17
Benjamin Watson	NE	32	29	23	80	1100	13.8	7
Marcedes Lewis	JAX	28	47	35	91	1006	11.1	5
Kellen Winslow	CLV	6	18	18	94	925	9.8	3
Daniel Graham	NE	21	40	29	83	923	11.1	12
Anthony Becht	NYJ	27	48	40	80	708	8.9	12
Jerramy Stevens	SEA	28	44	8	63	673	10.7	6

## 2010 New York Jets

Date	Opp	GP	GS	Rec	Yds	Avg	Lg	TD
9/13	BLT	1	1	2	13	6.5	9	0
9/19	NE	1	1	7	115	16.4	39	1
9/26	at MIA	1	1	6	98	16.3	31	2
10/3	at BUF	1	1	4	28	7.0	15	2
10/11	MIN	1	1	2	14	7.0	8	0
10/17	at DEN	1	1	3	75	25.0	41	0
10/31	GB	1	1	2	45	22.5	40	0
11/7	at DET	1	1	4	59	14.8	25	0
11/14	at CLV	1	0	3	25	8.3	16	0
11/21	HST	1	1	2	7	3.5	4	0
11/25	CIN	1	1	4	49	12.3	21	0
12/4	at NE	1	1	3	27	9.0	15	0
12/12	MIA	1	1	3	34	11.3	18	0
12/19	at PIT	1	1	3	19	6.3	11	0
12/26	at CHI	1	0	7	79	11.3	26	0
1/2	BUF	1	1	-	-	-	-	-
<b>2010 Totals</b>		<b>16</b>	<b>14</b>	<b>55</b>	<b>687</b>	<b>12.5</b>	<b>41</b>	<b>5</b>

## 2009 New York Jets

Date	Opp	GP	GS	Rec	Yds	Avg	Lg	TD
9/13	at HST	1	1	4	94	23.5	40	0
9/20	NE	1	1	3	22	7.3	9	1
9/27	TEN	1	1	2	24	12.0	18	0
10/4	at NO	1	1	3	31	10.3	23	0
10/12	at MIA	1	0	-	-	-	-	-
10/18	BUF	1	1	2	16	8.0	11	0
10/25	at OAK	1	0	1	26	26.0	26	0
11/1	MIA	1	1	8	76	9.5	16t	1
11/15	JAX	1	1	6	58	9.7	23	0
11/22	at NE	1	1	3	38	12.7	21	0
11/29	CAR	1	1	4	68	17.0	22	0
12/3	at BUF	1	1	1	5	5.0	5	0
12/13	at TB	1	0	1	3	3.0	3	0
12/20	ATL	1	1	3	33	11.0	13	0
12/27	at IND	1	1	3	19	6.3	8	0
1/3	CIN	1	0	1	9	9.0	9	0
<b>2009 Totals</b>		<b>16</b>	<b>12</b>	<b>45</b>	<b>522</b>	<b>11.6</b>	<b>40</b>	<b>2</b>

## 2010 Postseason

Game	Opp	GP	GS	Rec	Yds	Avg	Lg	TD
1/8	at IND	1	1	3	42	14.0	20	0
1/16	at NE	1	1	3	15	5.0	7	0
1/23	at PIT	1	1	8	64	8.0	19	0
<b>Totals</b>		<b>3</b>	<b>3</b>	<b>14</b>	<b>121</b>	<b>8.6</b>	<b>20</b>	<b>0</b>

## 2009 POSTSEASON

Game	Opp	GP	GS	Rec	Yds	Avg	Lg	TD
1/9	at CIN	1	1	3	99	33.0	45t	1
1/17	at SD	1	0	3	19	6.3	13	1
1/24	at IND	1	0	6	63	10.5	19	1
<b>Totals</b>		<b>3</b>	<b>1</b>	<b>12</b>	<b>181</b>	<b>15.1</b>	<b>45t</b>	<b>3</b>

## Dustin Keller's Top 10 Longest Receptions

Date	Opp	Long	Total Yds
11/09/08	SL	54	107
01/09/10	@CIN*	45t	99
01/09/10	@CIN*	43	99
10/17/10	@DEN	41	75
09/13/09	@HST	40	94
10/31/10	GB	40	45
09/19/10	NE	39	115
09/26/10	@MIA	31	98
11/09/08	SL	30	107
10/25/09	@OAK	26	26
12/26/10	@CHI	26	79

\*POSTSEASON

## 2008 New York Jets

Date	Opp	GP	GS	Rec	Yds	Avg	Lg	TD
9/7	at MIA	1	0	-	-	-	-	-
9/14	NE	1	0	1	19	19.0	19	0
9/22	at SD	1	0	4	41	10.3	14	1
9/28	ARZ	1	1	1	24	24.0	24t	1
10/12	CIN	1	0	-	-	-	-	-
10/19	at OAK	1	0	1	6	6.0	6	0
10/26	KC	1	1	4	38	9.5	23	0
11/2	at BUF	1	1	2	19	9.5	15	0
11/9	SL	1	1	6	107	17.8	54	1
11/13	at NE	1	0	8	87	10.9	20	0
11/23	at TEN	1	0	6	42	7.0	16	0
11/30	DEN	1	0	7	77	11.0	20	0
12/7	at SF	1	1	2	14	7.0	9	0
12/14	BUF	1	1	3	35	11.7	20	0
12/21	at SEA	1	0	1	2	2.0	2	0
12/28	MIA	1	0	2	24	12.0	15	0
<b>2008 Totals</b>		<b>16</b>	<b>6</b>	<b>48</b>	<b>535</b>	<b>11.1</b>	<b>54</b>	<b>3</b>



# 36

SAFETY

HEIGHT: 5'8"

WEIGHT: 186

AGE: 28 (as of opening weekend)

HOMETOWN: Ladysmith, WI

HIGH SCHOOL: Flambeau (WI) HS

COLLEGE: Wisconsin

HOW ACQUIRED: UFA (BLT, 3/3/09)

EXPERIENCE: NFL: 7th • JETS: 3rd

## Jim LEONHARD

NY Jets Media Guide 2011

### NY

## CAREER HIGHLIGHTS

- In 81 career games, has made 47 starts, recording 305 tackles, 3.5 sacks, five interceptions, one of which he returned 35 yards for a touchdown, 21 passes defended, one forced fumble and one fumble recovery.
- In the postseason, has posted career totals of 38 tackles, 1.5 sacks, two interceptions, five passes defended, two forced fumbles and three fumble recoveries and nine punt returns for 115 yards (12.8 avg.) in his six-career games, all starts.
- Registered 73 punt returns for 737 yards (10.1 avg.) and 12 kick-off returns for 256 yards (21.3 avg.)

### NY

## CAREER TRANSACTIONS

- 12/04/10, NYJ, IR
- 03/03/09, NYJ, Signed, UFA (BLT)
- 04/28/08, BLT, Signed, FA
- 09/13/06, BUF, Re-Signed, FA
- 09/02/06, BUF, Waived
- 04/29/05, BUF, Signed, Undrafted FA

## DID YOU KNOW?

Jim Leonhard has registered a sack, interception, forced fumble or fumble recovery in all of his six career postseason games.

### NY

## SEASON-BY-SEASON REVIEW

**2010 (JETS)** Started all 11 games in which he played before being placed on injured reserve with an broken tibia suffered in practice on 12/04...Missed the final five regular-season games of the season and all three postseason games...Finished the season with 66 tackles (47 solo), one interceptions, one fumble recovery and six passes defended...Returned 21 punts for 238 yards (11.3 avg.), the 10th best average in the league...Collected six tackles on special teams. **SEASON HIGHLIGHTS: (11/25 vs. CIN)**...In the Thanksgiving Night win, picked off a QB Carson Palmer pass for his second interception as Jet and the fifth of his career. **(11/21 vs. HST)**...Recovered a RB Arian Foster fumble after it was knocked loose by DT Mike DeVito...Returned two punts for 39 yards, with a long of 30. **(11/14 at CLV)**...Registered a team-leading eight solo tackles...In overtime, returned a punt 18 yards to the CLV 37-yard line, helping to set up the game-

winning score on the next play. **(9/13 vs. BLT)**...Recorded a season-high 10 tackles and one pass defended in the season opener against his former team...Returned two punts for 54 yards, including one return of 32 yards.

**2009 (JETS)** Started all 16 games and served as the signal caller for the NFL's best defense in 2009...Finished the season third on the team with 95 tackles and recorded 2.5 sacks, one interception, seven passes defended and one forced fumble. **POSTSEASON:** Notched the second-most tackles on the team with 22 and added one sack, one interception, four passes defended, one forced fumble and one fumble recovery. **(AFC Championship Game: 1/24 at IND)**...Registered eight tackles, one pass defended and recovered a RB Joseph Addai fumble caused by LB Calvin Pace, and returned it five yards to help set-up a field goal to give the Jets an 11-point lead. **(Divisional: 1/17 at SD)**...Intercepted QB Philip Rivers at the end of the third quarter and returned the ball 11 yards to the SD 16-yard line...The interception led to a four-play, 16-yard touchdown drive. **(Wild Card: 1/9 at CIN)**...On third-down, strip-sacked QB Carson Palmer for a loss of 10 yards leading to a punt. **SEASON HIGHLIGHTS: (1/3 vs. CIN)**...Strip-sacked J.T. O'Sullivan...The fumble led to the final score of the 37-0 victory, a two-yard touchdown run by RB Thomas Jones. **(11/22 at NE)**...Matched his career-high with 12 tackles. **(11/15 vs. JAX)**...Sacked QB David Garrard and recorded seven tackles. **(11/1 vs. MIA)**...Played a major role in a defensive effort that allowed 104 net yards, the fourth-lowest total in franchise history...Combined with LB Bryan Thomas to sack RB Ronnie Brown...Averaged 9.0 yards on five punt returns. **(10/25 at OAK)**...Intercepted QB JaMarcus Russell in the first quarter and returned it a career-long 44 yards. **(10/12 at MIA)**...Tied for the team lead with 12 tackles, establishing a new career-best...Averaged 9.7 yards on three punt returns. **(9/27 vs. TEN)**...Recorded a 37-yard punt return, the longest punt return by a Jet since RB Leon Washington's 37-yard return vs. KC, 10/26/08...Finished with 51 yards on three returns. **(9/20 vs. NE)**...Spearheaded a defensive effort that did not allow an offensive touchdown for the second-consecutive game...Tied for the team lead with nine total tackles.

**2008 (BLT)** Played in all 16 games, with a career-high 13 starts for the NFL's second-ranked defense and posted a career-high 85 tackles, his first-career sack, six passes defended and one interception...Entered the starting lineup after an injury sidelined starter S Dawan Landry in Week Two...Returned 20 punts for 232 yards and eight kickoffs for 163 yards. **POSTSEASON:** Started all three postseason games and finished third on the Ravens' defense with 16 tackles, 0.5 sacks, one interception, one pass defended, one forced fumble and two fumble recoveries...Recorded nine punt returns for 115 yards. **(AFC Championship Game: 1/18 at PIT)**...Reeled off a 45-yard punt return. **(Divisional: 1/10 at TEN)**...Recovered a RB LenDale White fumble

LEONHARD, JIM



139

after it was knocked loose by LB Jarret Johnson and forced a fumble from TE Alge Crumpler that was recovered by CB Fabian Washington. **(Wild Card: 1/4 at MIA)**...Intercepted QB Chad Pennington and also split a sack of Pennington with S Haruki Nakamura. **SEASON HIGHLIGHTS: (11/30 at CIN)**...Picked off a QB Jordan Palmer pass, returning it 35 yards for his first-career touchdown. **(10/26 vs. OAK)**...Returned four punts for 63 yards, including a career-long 46-yarder. **(10/19 at MIA)**...Led the secondary with nine solo tackles, his career-high for solo tackles. **(9/29 at PIT)**...Made his first start of the season for an injured Landry and had six tackles. **(9/21 vs. CLV)**...Recorded his first career sack, a loss of seven yards on QB Derek Anderson...Also returned three kickoffs for 78 yards and a punt for 21 yards.

**2007 (BUF)** Saw action in 13 games (missed three games with a calf injury), including a then career-best six starts...Recorded a career-high 51 tackles, including 40 solo and the first two interceptions of his career, as well as two passes defended and five special teams tackles on the year. **SEASON HIGHLIGHTS: (9/16 at PIT)**...Posted seven tackles and one interception of QB Ben Roethlisberger, which he returned 24 yards. **(9/9 vs. DEN)**...Tied for the team lead with 11 tackles and intercepted QB Jay Cutler, the first of his career, returning it 36 yards.

**2006 (BUF)** Played in 15 games, including his first-career start...Finished the season with six tackles (four solo) from scrimmage and nine special teams tackles. **SEASON HIGHLIGHTS: (12/10 at NYJ)**...Made his first-career start and recorded five tackles on defense and another stop on special teams.

**2005 (BUF)** Saw action in 10 games after making the team as an undrafted free agent...Recorded four special teams tackles and two tackles from scrimmage as a rookie. **SEASON HIGHLIGHTS: (12/24 at CIN)**...Saw action on defense and special teams, returning his first-career kickoff for 36 yards. **(11/27 vs. CAR)**...Registered the first tackles of his career on defense. **(10/2 at NO)**...Played in his first-career game on special teams, but did not record a tackle.



## BEFORE THE NFL

- Played in 51 games, including 39 starts, during his four-year career at Wisconsin.
- Started every game his last three seasons and was a four-year letterman for the Badgers, finishing his career with 281 total tackles, ranking 21st in UW history.
- Tied UW record with 21 interceptions, tied for fourth-most in Big Ten history...Ranked fourth in school history with 50 passes defended.
- Big Ten career leader in punt-return yardage (1,347), with 105 punt returns placing him third in league history...Fourth player in school history with three-career punt returns for touchdowns.
- Two-time first-team All-State selection, who captained Flambeau HS (Tony, WI) as a junior and senior.
- Recorded eight interceptions and 120 tackles, earning team MVP honors as a senior.

## FIRSTS:

<b>First Game:</b>	BUF at NO, 10/02/05 (L, 7-19)
<b>First NYJ Game:</b>	at HST, 09/13/09 (W, 24-7)
<b>First Start:</b>	BUF at NYJ, 12/10/06 (W, 31-13)
<b>First NYJ Start:</b>	at HST, 09/13/09 (W, 24-7)
<b>First INT:</b>	BUF vs. DEN, 09/09/07 (QB Jay Cutler)
<b>First NYJ INT:</b>	at OAK, 10/25/09 (QB JaMarcus Russell)
<b>First Sack:</b>	BLT vs. CLV, 09/21/08 (QB Derek Anderson)
<b>First Full NYJ Sack:</b>	vs. MIA, 11/01/09 (RB Ronnie Brown)
<b>First Touchdown:</b>	BLT at CIN, 11/30/08 (35-yard INT return off QB Jordan Palmer)



## OFF THE FIELD

- Majored in kinesiology at Wisconsin.
- Married to the former Katie Childs.
- Born James Andrews Leonhard.
- Runs Jim Leonhard Football Skills Camp for high school players each June at Flambeau HS (began in 2008).

## Jim Leonhard's Career Statistics

Year	Team	P	S	TT	S	A	Sk	Yds	Int	Yds	Lg	TD	PD	FF	FR	Yds	TD
2005	BUF	10	0	2	1	1	0	0	0	0	0	0	0	0	0	0	0
2006	BUF	15	1	6	4	2	0	0	0	0	0	0	0	0	0	0	0
2007	BUF	13	6	51	40	11	0	0	2	60	60	0	2	0	0	0	0
2008	BLT	16	13	85	61	24	1.0	7.0	1	35	0	1	6	0	0	0	0
2009	Jets	16	16	95	48	47	2.5	29.5	1	44	44	0	7	1	0	0	0
2010	Jets	11	11	66	47	19	0	0	1	2	2	0	6	0	1	-1	0
<b>Career Totals</b>		<b>81</b>	<b>47</b>	<b>305</b>	<b>201</b>	<b>104</b>	<b>3.5</b>	<b>36.5</b>	<b>5</b>	<b>141</b>	<b>106</b>	<b>1</b>	<b>21</b>	<b>1</b>	<b>1</b>	<b>-1</b>	<b>0</b>

## Additional Statistics

**Special Teams Tackles:** 25 (career); 6 (2010); 1 (2008); 5 (2007); 9 (2006); 4 (2005)

**Punt Returns:** 73-737, 10.1 per return (Career); 21-238, 11.3 (2010); 21-173, 8.2 per return (2009); 20-232, 11.6 per return (2008); 4-36, 9.0 per return (2007); 7-58, 8.3 per return (2006)

**Kickoff Returns:** 12-256, 21.3 per return (Career); 1-7, 7.0 per return (2009); 8-163, 20.4 per return (2008); 2-32 (2007); 0-18 (2006); 1-36 (2005)

**Fumbles/Fumbles Lost (Punt Returns):** 4/0 (Career); 1/0 (2008); 1/0 (2007); 2/0 (2006)

## Career Bests

**Tackles:** 12 (twice, last at NE, 11/22/09)

**Solo Tackles:** 9 (at MIA, 10/19/08)

**Interceptions:** 1 five times, last vs. CIN, 10/25/09)

**Sacks:** 1 (three times vs. CIN, 1/3/09)

## Career Postseason

Year	Team	P	S	TT	S	A	Sk	Yds	Int	Yds	Lg	TD	PD	FF	FR	Yds	TD
2008	BLT	3	3	16	14	2	0.5	5	1	20	20	0	1	1	2	0	0
2009	Jets	3	3	22	14	8	1.0	18	1	11	11	0	4	1	1	5	0
<b>Totals</b>		<b>6</b>	<b>6</b>	<b>38</b>	<b>28</b>	<b>10</b>	<b>1.5</b>	<b>23.0</b>	<b>2</b>	<b>31</b>	<b>31</b>	<b>0</b>	<b>5</b>	<b>2</b>	<b>3</b>	<b>5</b>	<b>0</b>

## Additional Statistics

**Punt Returns:** 9-115, 12.8 per return

**Special Teams Fumbles Recovered:** 1-0

## Jim Leonhard Career Interceptions

Date	Opp	Qtr	Dwn	Last	LOS	Quarterback	Target	Yds
09/09/07	DEN	2	1	BUF 22		Jay Cutler	WR Brandon Stokley	36
09/16/07	at PIT	1	1	PIT 37		Ben Roethlisberger	WR Santonio Holmes	24
11/30/08	at CIN	4	2	CIN 30		Jordan Palmer	TE Reggie Kelly	35t
01/04/09	at MIA*	2	2	MIA 49		Chad Pennington	WR Ted Ginn, Jr.	20
10/25/09	at OAK	1	2	50		JaMarcus Russell	TE Zach Miller	44
01/17/10	at SD*	3	2	SD 5		Philip Rivers	TE Antonio Gates	11
11/25/10	CIN	2	3	CIN 35		Carson Palmer	WR Terrell Owens	2

\*POSTSEASON

## 2010 New York Jets

Date	Opp	P	S	TT	S	A	Sk	Yds	Int	Yds	Lg	TD	PD	FF	FR	Yds	TD
9/13	BLT	1	1	10	6	4	-	-	-	-	-	-	1	-	-	-	-
9/19	NE	1	1	4	2	2	-	-	-	-	-	-	-	-	-	-	-
9/26	at MIA	1	1	6	3	3	-	-	-	-	-	-	1	-	-	-	-
10/3	at BUF	1	1	5	4	1	-	-	-	-	-	-	1	-	-	-	-
10/11	MIN	1	1	8	6	2	-	-	-	-	-	-	-	-	-	-	-
10/17	at DEN	1	1	7	5	2	-	-	-	-	-	-	1	-	-	-	-
10/31	GB	1	1	2	1	1	-	-	-	-	-	-	1	-	-	-	-
11/7	at DET	1	1	9	8	1	-	-	-	-	-	-	-	-	-	-	-
11/14	at CLV	1	1	8	8	0	-	-	-	-	-	-	-	-	-	-	-
11/21	HST	1	1	5	2	3	-	-	-	-	-	-	1	-	1	-1	-
11/25	CIN	1	1	2	2	0	-	-	1	2	2	0	-	-	-	-	-
12/6	at NE																
PLACED ON INJURED RESERVE (12/4)																	
<b>2010 Totals</b>		<b>11</b>	<b>11</b>	<b>66</b>	<b>47</b>	<b>19</b>	<b>0</b>	<b>0</b>	<b>1</b>	<b>2</b>	<b>2</b>	<b>0</b>	<b>6</b>	<b>0</b>	<b>1</b>	<b>-1</b>	<b>0</b>

## 2009 New York Jets

Date	Opp	P	S	TT	S	A	SK	YDS	INT	YDS	LG	TD	PD	FF	FR	YDS	TD
9/13	at HST	1	1	4	2	2	-	-	-	-	-	-	-	-	-	-	-
9/20	NE	1	1	9	3	6	-	-	-	-	-	-	-	-	-	-	-
9/27	TEN	1	1	4	3	1	-	-	-	-	-	-	1	-	-	-	-
10/4	at NO	1	1	6	3	3	-	-	-	-	-	-	-	-	-	-	-
10/12	at MIA	1	1	12	3	9	-	-	-	-	-	-	-	-	-	-	-
10/18	BUF	1	1	5	3	2	-	-	-	-	-	-	1	-	-	-	-
10/25	at OAK	1	1	7	4	3	-	-	1	44	44	0	2	-	-	-	-
11/1	MIA	1	1	4	3	1	0.5	4.5	-	-	-	-	-	-	-	-	-
11/15	JAX	1	1	7	3	4	1.0	9.0	-	-	-	-	2	-	-	-	-
11/22	at NE	1	1	12	5	7	-	-	-	-	-	-	-	-	-	-	-
11/29	CAR	1	1	6	6	0	-	-	-	-	-	-	-	-	-	-	-
12/3	at BUF	1	1	2	0	2	-	-	-	-	-	-	-	-	-	-	-
12/13	at TB	1	1	2	1	1	-	-	-	-	-	-	-	-	-	-	-
12/20	ATL	1	1	5	4	1	-	-	-	-	-	-	1	-	-	-	-
12/27	at IND	1	1	6	3	3	-	-	-	-	-	-	-	-	-	-	-
1/3	CIN	1	1	4	2	2	1.0	16.0	-	-	-	-	-	1	-	-	-
<b>Totals</b>		<b>16</b>	<b>16</b>	<b>95</b>	<b>48</b>	<b>47</b>	<b>2.5</b>	<b>29.5</b>	<b>1</b>	<b>44</b>	<b>44</b>	<b>0</b>	<b>7</b>	<b>1</b>	<b>0</b>	<b>0</b>	<b>0</b>

## 2009 Postseason

Date	Opp	P	S	TT	S	A	SK	YDS	INT	YDS	LG	TD	PD	FF	FR	Yds	TD
1/9	at CIN	1	1	6	3	3	1.0	18	-	-	-	-	1	1	-	-	-
1/17	at SD	1	1	8	6	2	-	-	1	11	11	0	2	-	-	-	-
1/24	at IND	1	1	8	5	3	-	-	-	-	-	-	1	-	1	5	-
<b>Totals</b>		<b>3</b>	<b>3</b>	<b>22</b>	<b>14</b>	<b>8.0</b>	<b>1.0</b>	<b>18</b>	<b>1</b>	<b>11</b>	<b>11</b>	<b>0</b>	<b>4</b>	<b>1</b>	<b>1</b>	<b>5</b>	<b>0</b>

## 2008 Baltimore Ravens

Date	Opp	P	S	TT	S	A	SK	YDS	INT	YDS	LG	TD	PD	FF	FR	YDS	TD
9/7	CIN	1	0	1	0	1	-	-	-	-	-	-	-	-	-	-	-
9/21	CLV	1	0	1	1	0	1	7	-	-	-	-	1	-	-	-	-
9/29	at PIT	1	1	6	5	1	-	-	-	-	-	-	-	-	-	-	-
10/5	TEN	1	1	7	6	1	-	-	-	-	-	-	-	-	-	-	-
10/12	at IND	1	1	4	0	4	-	-	-	-	-	-	-	-	-	-	-
10/19	at MIA	1	1	9	9	0	-	-	-	-	-	-	1	-	-	-	-
10/26	OAK	1	1	4	2	2	-	-	-	-	-	-	-	-	-	-	-
11/2	at CLV	1	1	6	5	1	-	-	-	-	-	-	-	-	-	-	-
11/9	at HST	1	1	7	4	3	-	-	-	-	-	-	-	-	-	-	-
11/16	at NYG	1	0	7	4	3	-	-	-	-	-	-	-	-	-	-	-
11/23	PHI	1	1	6	5	1	-	-	-	-	-	-	-	-	-	-	-
11/30	at CIN	1	1	1	1	0	-	-	1	35	35t	1	1	-	-	-	-
12/7	WAS	1	1	8	5	3	-	-	-	-	-	-	2	-	-	-	-
12/14	PIT	1	1	8	5	3	-	-	-	-	-	-	1	-	-	-	-
12/20	at DAL	1	1	4	4	0	-	-	-	-	-	-	-	-	-	-	-
12/28	JAX	1	1	6	5	1	-	-	-	-	-	-	-	-	-	-	-
<b>Totals</b>		<b>16</b>	<b>13</b>	<b>85</b>	<b>61</b>	<b>24</b>	<b>1.0</b>	<b>7.0</b>	<b>1</b>	<b>35</b>	<b>0</b>	<b>1</b>	<b>6</b>	<b>0</b>	<b>0</b>	<b>0</b>	<b>0</b>

## 2008 Postseason

Date	Opp	P	S	TT	S	A	SK	YDS	INT	YDS	LG	TD	PD	FF	FR	Yds	TD
1/4	at MIA	1	1	7	6	1	0.5	5	1	20	20	0	1	-	-	-	-
1/10	at TEN	1	1	5	5	0	-	-	-	-	-	-	-	1	1	0	0
1/18	at PIT	1	1	4	3	1	-	-	-	-	-	-	-	-	1	0	0
<b>Totals</b>		<b>3</b>	<b>3</b>	<b>16</b>	<b>14</b>	<b>2</b>	<b>0.5</b>	<b>5</b>	<b>1</b>	<b>20</b>	<b>20</b>	<b>0</b>	<b>1</b>	<b>1</b>	<b>2</b>	<b>0</b>	<b>0</b>

## 2007 Buffalo Bills

Date	Opp	P	S	TT	S	A	SK	YDS	INT	YDS	LG	TD	PD	FF	FR	YDS	TD
9/9	DEN	1	0	11	7	4	-	-	1	36	36	0	-	-	-	-	-
9/16	at PIT	1	1	7	5	2	-	-	1	24	24	0	1	-	-	-	-
9/23	at NE	1	1	5	3	2	-	-	-	-	-	-	-	-	-	-	-
9/30	NYJ	1	1	5	5	0	-	-	-	-	-	-	-	-	-	-	-
10/8	DAL								INACTIVE								
10/21	BLT								INACTIVE								
10/28	at NYJ								INACTIVE								
11/4	CIN	1	0	-	-	-	-	-	-	-	-	-	-	-	-	-	-
11/11	at MIA	1	0	-	-	-	-	-	-	-	-	-	-	-	-	-	-
11/18	NE	1	0	-	-	-	-	-	-	-	-	-	-	-	-	-	-
11/25	at JAX	1	0	3	2	1	-	-	-	-	-	-	-	-	-	-	-
12/2	at WAS	1	1	3	3	0	-	-	-	-	-	-	1	-	-	-	-
12/9	MIA	1	0	4	3	1	-	-	-	-	-	-	-	-	-	-	-
12/16	at CLV	1	1	6	6	0	-	-	-	-	-	-	-	-	-	-	-
12/23	NYG	1	0	1	0	1	-	-	-	-	-	-	-	-	-	-	-
12/30	at PHI	1	1	6	6	0	-	-	-	-	-	-	-	-	-	-	-
<b>Totals</b>		<b>13</b>	<b>6</b>	<b>51</b>	<b>40</b>	<b>11</b>	<b>0</b>	<b>0</b>	<b>2</b>	<b>60</b>	<b>60</b>	<b>0</b>	<b>2</b>	<b>0</b>	<b>0</b>	<b>0</b>	<b>0</b>

## 2006 Buffalo Bills

Date	Opp	P	S	TT	S	A	SK	YDS	INT	YDS	LG	TD	PD	FF	FR	YDS	TD
9/10	at NE								--- NOT WITH TEAM ---								
9/17	at MIA	1	0	-	-	-	-	-	-	-	-	-	-	-	-	-	-
9/24	NYJ	1	0	-	-	-	-	-	-	-	-	-	-	-	-	-	-
10/1	MIN	1	0	-	-	-	-	-	-	-	-	-	-	-	-	-	-
10/8	at CHI	1	0	-	-	-	-	-	-	-	-	-	-	-	-	-	-
10/15	at DET	1	0	-	-	-	-	-	-	-	-	-	-	-	-	-	-
10/22	NE	1	0	-	-	-	-	-	-	-	-	-	-	-	-	-	-
11/5	GB	1	0	-	-	-	-	-	-	-	-	-	-	-	-	-	-
11/12	at IND	1	0	-	-	-	-	-	-	-	-	-	-	-	-	-	-
11/19	at HST	1	0	-	-	-	-	-	-	-	-	-	-	-	-	-	-
11/26	JAX	1	0	-	-	-	-	-	-	-	-	-	-	-	-	-	-
12/3	SD	1	0	-	-	-	-	-	-	-	-	-	-	-	-	-	-
12/10	at NYJ	1	1	5	4	1	-	-	-	-	-	-	-	-	-	-	-
12/17	MIA	1	0	-	-	-	-	-	-	-	-	-	-	-	-	-	-
12/24	TEN	1	0	1	0	1	-	-	-	-	-	-	-	-	-	-	-
12/31	at BLT	1	0	-	-	-	-	-	-	-	-	-	-	-	-	-	-
<b>Totals</b>		<b>15</b>	<b>1</b>	<b>6</b>	<b>4</b>	<b>2</b>	<b>0</b>	<b>0</b>	<b>0</b>	<b>0</b>	<b>0</b>	<b>0</b>	<b>0</b>	<b>0</b>	<b>0</b>	<b>0</b>	<b>0</b>

## 2005 Buffalo Bills

Date	Opp	P	S	TT	S	A	SK	YDS	INT	YDS	AVG	TD	PD	FF	FR	YDS	TD
9/11	HST								INACTIVE								
9/18	at TB								INACTIVE								
9/25	ATL								INACTIVE								
10/2	at NO	1	0	-	-	-	-	-	-	-	-	-	-	-	-	-	-
10/9	MIA	1	0	-	-	-	-	-	-	-	-	-	-	-	-	-	-
10/16	NYJ								INACTIVE								
10/23	at OAK								INACTIVE								
10/30	at NE								INACTIVE								
11/13	KC	1	0	-	-	-	-	-	-	-	-	-	-	-	-	-	-
11/20	at SD	1	0	-	-	-	-	-	-	-	-	-	-	-	-	-	-
11/27	CAR	1	0	2	1	1	-	-	-	-	-	-	-	-	-	-	-
12/4	at MIA	1	0	-	-	-	-	-	-	-	-	-	-	-	-	-	-
12/11	NE	1	0	-	-	-	-	-	-	-	-	-	-	-	-	-	-
12/17	DEN	1	0	-	-	-	-	-	-	-	-	-	-	-	-	-	-
12/24	at CIN	1	0	-	-	-	-	-	-	-	-	-	-	-	-	-	-
1/1	at NYJ	1	0	-	-	-	-	-	-	-	-	-	-	-	-	-	-
<b>Totals</b>		<b>10</b>	<b>0</b>	<b>2</b>	<b>1</b>	<b>1</b>	<b>0</b>	<b>0</b>	<b>0</b>	<b>0</b>	<b>0</b>	<b>0</b>	<b>0</b>	<b>0</b>	<b>0</b>	<b>0</b>	<b>0</b>

## Jim Leonhard's Career Fumbles

Date	Opp	Qtr	Dwn	Last LOS	Fumbled	Forced	Recovered	Yds
11/12/06	at IND	2	-	Kickoff	CB Terrence McGee	LB Freddy Keiaho	Leonhard	0***
12/20/08	at DAL	2	-	Punt	Leonhard	-	Leonhard	0***
01/10/09	at TEN*	2	3	BLT 17	RB LenDale White	LB Jarret Johnson	Leonhard	0
01/10/09	at TEN*	4	2	BLT 6	TE Alge Crumpler	Leonhard	CB Fabian Washington	0
01/18/09	at PIT*	1	-	Punt	Leonhard	-	Leonhard	0***
01/18/09	at PIT*	1	2	PIT 41	RB Willie Parker	LB Ray Lewis	Leonhard	0
01/03/10	CIN	4	3	NYJ 30	QB J.T. O'Sullivan	Leonhard	S Kerry Rhodes	44
01/09/10	at CIN*	2	3	CIN 18	QB Carson Palmer	Leonhard**	FB Brian Leonard	-
01/24/10	at IND*	2	1	IND 34	RB Joseph Addai	LB Calvin Pace	Leonhard	5
12/21/10	HST	3	1	HST 19	RB Arian Foster	DT Mike DeVito	Leonhard	

\*POSTSEASON

\*\*Caused on a sack

\*\*\*Recovered Own/Teammate's Fumble

## Jim Leonhard in the Postseason

Date	Round	Opp.	Play	Player
01/04/09	Wild Card	at MIA	Half-Sack	C. Pennington
01/04/09	Wild Card	at MIA	Interception	C. Pennington
01/10/09	Divisional	at TEN	Fumble Recovery	L. White
01/10/09	Divisional	at TEN	Forced Fumble	A. Crumpler
01/18/09	Conference	at PIT	Fumble Recovery	W. Parker
01/09/10	Wild Card	at CIN	Sack	C. Palmer
01/09/10	Wild Card	at CIN	Forced Fumble	C. Palmer
01/17/10	Divisional	at SD	Interception	P. Rivers
01/24/10	Conference	at IND	Fumble Recovery	J. Addai

## Jim Leonhard's Career Sacks

Date	Opp	Qtr	Dwn	Last LOS	Quarterback	Shared With	Yds
09/21/08	CLV	3	3	CLV 28	Derek Anderson		7
01/04/09	at MIA*	4	2	MIA 35	Chad Pennington	S Haruki Nakamura	10
11/01/09	MIA	2	2	NYJ 31	RB Ronnie Brown	LB Bryan Thomas	9
11/15/09	JAX	3	3	JAX 14	David Garrard		9
01/03/10	CIN	4	3	NYJ 14	J.T. O'Sullivan**		16
01/09/10	at CIN*	2	3	CIN 36	Carson Palmer**		18

\*POSTSEASON

\*\*Forced Fumble



# 74

CENTER

HEIGHT: 6'5"

WEIGHT: 305

AGE: 27 (as of opening weekend)

HOMETOWN: Centerville, OH

HIGH SCHOOL: Archbishop Alter HS

COLLEGE: Ohio State

HOW ACQUIRED: D1b (29), 2006 NFL Draft

EXPERIENCE: NFL: 6th • JETS: 6th

## Nick MANGOLD

NY Jets Media Guide 2011

### NY

## CAREER HIGHLIGHTS

- Earned his third-consecutive starting Pro Bowl trip and garnered his second-consecutive first-team *Associated Press* All-Pro honors after the 2010 season.
- Along with LT D'Brickshaw Ferguson, has started every game since the pair were drafted in the first round of the 2006 NFL Draft...The pair has started 80 consecutive games together since being drafted, the only two players who entered the league together to start their team's first 75 regular-season games on the same offensive line since 1970...The duo was also the first pair of offensive linemen selected by the same team in the first round since the Los Angeles Rams in 1975 (Dennis Harrah and Doug France).
- First center in Jets history to start every game his rookie season in 2006.
- Selected to the All-Rookie Team in 2006 as voted by *Pro Football Weekly* and the Pro Football Writers' Association, also mentioned as an AFC Offensive Rookie of the Year candidate by several publications and analysts.

### NY

## CAREER TRANSACTIONS

- 08/25/10, NYJ, Signed, Contract Extension
- 04/29/06, NYJ, D1b\* (29)

\*In a three-team trade, Jets acquire 2006 D1 (29) from DEN, DEN acquired D1 (15 – Tye Hill) from ATL and ATL acquired DE John Abraham from NYJ and 2006 D3 (93 – Dominique Byrd) and 2007 D4 (121 – Marcus Thomas)

### NY

## SEASON-BY-SEASON REVIEW

**2010 (JETS)** Started all 16 games at center for the fifth-consecutive season as part of an offensive line that ranked fourth in the league in rushing (2,374 yards/148.4 yards per game) and allowed just 28 total sacks, ranking eighth in the league...Helped QB Mark Sanchez establish a career-high with a 54.8 completion percentage, 3,291 yards passing, 17 touchdowns and a 75.3 quarterback rating...Earned his third-consecutive Pro Bowl appearance. **POSTSEASON:** Started all three postseason games allowing Sanchez to complete 60.7% of his passes for 616 yards, five touchdowns, one interception and a 95.5 quarterback rating while only allowing three sacks...Paved the way for the club to rush for 359 yards and three touchdowns on 89 carries. **(AFC Championship: 1/23 at PIT)**...Helped protect Sanchez as he threw for 233 yards and two touchdowns, registering his second-consecutive passer rating of above 100. **(Divisional: 1/16 at NE)**...Did not al-

low a sack of Sanchez, allowing him to throw for 194 yards and three touchdowns and a 127.3 passer rating. **(Wild Card: 1/8 at IND)**...Part of an offensive line that paved the way for a postseason-high 169 yards rushing, including a pair of one-yard touchdown runs from RB LaDainian Tomlinson. **SEASON HIGHLIGHTS: (1/2 vs. BUF)**...Helped block for RB Joe McKnight's first-career game of 100-or-more yards as McKnight set a Jets season-high with 158 yards rushing, as part of a team season-best 276 yards rushing on 50 attempts. **(11/21 vs. HST)**...Helped protect Sanchez as he went over 300 yards passing for the second time, throwing for 315 yards, three touchdown passes and a 100.2 rating. **(11/15 at CLV)**...Part of an offensive line that blocked for a season-high 456 yards of total offense, the second-consecutive week over 400 yards, including 284 yards passing and 172 yards rushing, in the overtime victory. **(11/7 at DET)**...Providing protection as Sanchez established a career-best 336 yards passing as part of an offensive attack that gained 437 total yards. **(10/3 at BUF)**...Paved the way for both Tomlinson (19-133-2) and RB Shonn Greene (22-117) to both surpass 100 yards rushing as part of a rushing offense that gained 273 total yards on the ground. **(9/26 at MIA)**...Part of an offensive line that did not allow a sack, protecting Sanchez as he threw for three touchdowns and had a passer rating above 120 for the second-consecutive week. **(9/19 vs. NE)**...Allowed Sanchez to compile a 124.3 passer rating, the high regular-season rating of his career, as he completed 70% of his passes (21-of-30) for 220 yards and three touchdowns...Part of an offense that maintained possession for 20:02 of the second half, outscoring NE 18-0 for the 28-14 victory.

**2009 (JETS)** Anchored the Jets' rushing attack that finished number-one in the NFL, averaging 172.3 yards per game (4.5 yards per rush) and set the franchise season rushing record with 2,756 rushing yards...Part of an offensive line in which all five players started 32 consecutive regular-season games together (dating back to the start of the 2008 season) and three postseason games, the longest current streak in the NFL...Voted to the Pro Bowl as a starter for the second-consecutive season. **(Divisional: 1/17 at SD)**...Paved the way as the Jets gained 169 rushing yards...Blocked for RB Shonn Greene's second-consecutive postseason game with more than 100 yards (128) and a touchdown. **(Wild Card: 1/9 at CIN)**...Part of an offensive line that helped clear the way for 171 rushing yards on 41 carries (4.2 avg.), including two rushing touchdowns...Helped Greene rush for 135 yards, which tied him for the second-highest rushing total in Jets postseason history, and a touchdown. **SEASON HIGHLIGHTS: (1/3 vs. CIN)**...Part of a unit that helped the Jets gain 257 rushing yards on a season-high 57 carries...Marked the fifth time that season the Jets passed the 200-yard rushing mark. **(12/27 at IND)**...Helped clear the way for the team's 202 rushing yards, including RB Thomas Jones' seventh game of the season with more than 100 yards (105). **(12/13 at TB)**...Helped block for the team's fifth game that season with at least 175 rushing

yards...Part of an offensive line that helped the Jets score 26 points, gain 310 yards in 67 offensive plays (4.6 avg.) and maintain possession for 34:06. **(12/3 at BUF)**...Cleared the way for a rushing attack of 249 yards on 43 carries, including Jones' sixth game of the season with over 100 rushing yards (109). **(10/25 at OAK)**...Contributed to an offensive unit that produced 316 rushing yards, making the Jets the sixth team in NFL history to rush for more than 300 yards in back-to-back games...Helped the team score four rushing touchdowns, the most in a single game since the club registered five vs. NE, 09/26/93. **(10/18 vs. BUF)**...Keyed a Jets ground game that produced the second-highest rushing total in franchise history (318 yards on 40 carries)...Helped Jones set a franchise record with 210 rushing yards on 22 carries, including a 71-yard touchdown run (second-longest rushing TD in team history).

**2008 (JETS)** Part of an offensive line in which all five players started all 16 games...First-time Pro Bowler Jones led the AFC in rushing (1,312 yards) as the Jets finished ninth in rushing in the NFL (125.3 per game) and fifth in yards per carry (4.7)...Voted to the Pro Bowl as a starter for the first time. **SEASON HIGHLIGHTS: (12/14 vs. BUF)**...Helped pave the way for the Jets' 165 yards rushing and 6.5 yards per-carry average, including a 47-yard touchdown run by RB Leon Washington. **(11/30 vs. DEN)**...Key to a Jets ground game which averaged 7.5 yards per carry, featuring 138 yards and two touchdowns by Jones. **(11/23 at TEN)**...Played a role in Jets 192-yard rushing performance in victory over previously unbeaten TEN, which included a 61-yard touchdown run by Washington. **(11/9 vs. SL)**...Line led the way for the Jets 206-yard rushing performance on 43 carries, while allowing no sacks in victory. **(10/19 at OAK)**...Played key role in aiding Jets running backs to rush for season-high 242 yards on 33 carries (7.3 yards per carry).

**2007 (JETS)** Started all 16 games at center for the second-consecutive season. **SEASON HIGHLIGHTS: (12/2 at MIA)**...Helped pave the way for 163 rushing yards and three rushing touchdowns. **(11/18 vs. PIT)**...Part of the line that led the way for Jones' third 100-yard rushing performance of the season against the number-one ranked defense in the NFL at the time. **(10/14 vs. PHI)**...Part of an offensive line that assisted on Jones' 130-yard rushing performance. **(9/23 vs. MIA)**...Paved the way for Jones' 110 rushing yards on 25 carries.

**2006 (JETS)** Became the first rookie center in Jets history to start all 16 games...Also started the postseason game. **POSTSEASON: (Wild Card: 1/7 at NE)**...Helped protect QB Chad Pennington as he threw for 300 yards and a touchdown. **SEASON HIGHLIGHTS: (12/17 at MIN)**...Helped Pennington throw for 339 yards. **(12/3 at GB)**...Helped the Jets rush for 178 yards, including RB Cedric Houston's first-career 100-yard performance. **(10/22 vs. DET)**...Helped six Jets rush for a season-high 221 yards and three touchdowns. **(10/8 at JAX)**...Helped Washington record the first 100-yard rushing performance of his career. **(9/10 at TEN)**...In his first-career game, protected Pennington as he threw for 319 yards and two touchdowns in the opening week victory.

- Was an Outland Trophy finalist, as well as a finalist for the Rimington Trophy, presented to the top center in the country, after not allowing a sack his entire senior season.
- Started every game at center in 2005, helping the Ohio State offense generate 5,068 yards, an average of 422.3 yards per game.
- Three-year starter on both offense and defense, and a first-team All-Ohio pick as a senior at Archbishop Alter HS.

## FIRSTS:

<b>First Game:</b>	NYJ at TEN, 09/10/06 (W, 23-16)
<b>First Start:</b>	NYJ at TEN, 09/10/06 (W, 23-16)
<b>First Career 100-yard Rusher Blocked for:</b>	NYJ at JAX, 10/08/06 (RB Leon Washington, 23 carries for 101 yards)

**NY**

## OFF THE FIELD

- Mangold and his wife, Jenny, were married in April 2007 and had their first child, Matthew, in 2011.
- Grew up in Centerville, OH with CIN K Mike Nugent and GB LB A.J. Hawk, and all three attended Ohio State.
- Earned three letters in wrestling and two in track (shot put).
- Joined New York Jets Owner, Robert W. Johnson IV, for the commissioning of the USS New York, which was constructed from steel from the World Trade Center.
- Appeared on Rachael Ray Show Super Bowl week in 2009 as part of a cooking competition in which he made chili.
- One of the Jets spokesmen for annual Taste of the NFL in New York City, to help raise money to fight hunger in the New York metropolitan area the past two seasons.
- Participated in Atlantic Health Jets Training Center groundbreaking in 2007.
- Hosted the NFL's "Take a Player to School" 2008 winners announcement and attended Veterans Memorial Elementary School in Union City, NJ in December 2008 with student Donovan Sanchez.
- Helped raise money and provide holiday cheer for terminally ill children at the Marty Lyons Foundation Holiday Party in 2006.
- Has three younger sisters...His sister Holley was an offensive lineman at Archbishop Alter HS, the first girl to play on the line in an Ohio Division III high school football game, and is a champion powerlifter...Nick and Holley appeared on "The Today Show" before the start of the 2007 season.
- Has his own website, nickmangold.net.
- Enjoys traveling in the Caribbean.

**NY**

## BEFORE THE NFL


- Three-year starter for Ohio State, serving as a co-captain his senior season.

## New York Jet 100-yard Rushing Games since 2006 with Ferguson as a Starter

Player	Date	Opp	Att	Yds	Avg
Leon Washington	10/08/06	at JAX	23	101	4.4
Leon Washington	10/22/06	DET	20	129	6.5
Cedric Houston	12/03/06	at GB	22	105	4.8
Thomas Jones	09/23/07	MIA	25	110	4.4
Thomas Jones	10/14/07	PHI	24	130	5.4
Thomas Jones	11/18/07	PIT	30	117	3.9
Thomas Jones	12/09/07	CLV	24	106	4.4
Thomas Jones	09/07/08	at MIA	22	101	4.6
Thomas Jones	10/19/08	at OAK	24	159	6.6
Thomas Jones	11/09/08	SL	26	149	5.7
Thomas Jones	11/13/08	at NE	30	104	3.5
Thomas Jones	11/30/08	DEN	16	138	8.6
Thomas Jones	09/13/09	at HST	20	107	5.4
Thomas Jones	10/18/09	BUF	22	210	9.5
<b>Shonn Greene</b>	<b>10/25/09</b>	<b>at OAK</b>	<b>19</b>	<b>144</b>	<b>7.6</b>
Thomas Jones	10/25/09	at OAK	26	121	4.7
Thomas Jones	11/01/09	MIA	27	102	3.8
Thomas Jones	11/22/09	at NE	21	103	4.9
Thomas Jones	12/03/09	at BUF	23	109	4.7
Thomas Jones	12/27/09	at IND	23	105	4.6
<b>Shonn Greene</b>	<b>01/09/10</b>	<b>at CIN*</b>	<b>21</b>	<b>135</b>	<b>6.4</b>
<b>Shonn Greene</b>	<b>01/17/10</b>	<b>at SD*</b>	<b>23</b>	<b>128</b>	<b>5.6</b>
<b>LaDainian Tomlinson</b>	<b>10/03/10</b>	<b>at BUF</b>	<b>19</b>	<b>133</b>	<b>7.0</b>
<b>Shonn Greene</b>	<b>10/03/10</b>	<b>at BUF</b>	<b>22</b>	<b>117</b>	<b>5.3</b>
<b>Joe McKnight</b>	<b>01/02/11</b>	<b>BUF</b>	<b>32</b>	<b>158</b>	<b>4.9</b>

\*POSTSEASON

**Bold** = Current Jets Player



# 85

WIDE RECEIVER

HEIGHT: 5'10"

WEIGHT: 197

AGE: 37 (as of opening weekend)

HOMETOWN: Detroit, MI

HIGH SCHOOL: Mumford HS

COLLEGE: Michigan State

HOW ACQUIRED: FA (8/7/11)

EXPERIENCE: NFL: 14th • JETS: 1st

# Derrick MASON

NY Jets Media Guide 2011

**NY**

## CAREER HIGHLIGHTS

- Only player in NFL history to produce at least 5,000 total return yards and 11,000 receiving yards
- Has 924 receptions for 11,891 yards (12.9 avg.) and 66 TDs
- Two time Pro Bowl performer (2000 and 2003)
- Became the 23rd player in NFL history to reach the 11,000-yard receiving milestone at Pit. (12/27/09)
- Is the NFL's fourth-leading player in receptions (816) since 2000 (Torry Holt – 868, Tony Gonzalez – 831 and Hines Ward – 819)
- Is the NFL's fourth-leading player in receiving yards (10,481) since 2000 (Torry Holt – 12,594, Randy Moss – 11,739 and Terrell Owens – 11,644)
- Among active players, Mason leads the league for the most consecutive seasons with 60-plus catches, having produced 10 straight
- Played in his 200th career game and became the 16th player in NFL history to post 850 receptions vs. Chi. (12/20/09)
- His 4,975 receiving yards during his Ravens career are the most in franchise history
- Has played in 122 consecutive games (second most among active WRs – Reggie Wayne, 134)
- Mason owns the top three reception seasons in Ravens franchise history and has also posted four of his eight career 1,000-yard campaigns in Baltimore
- Mason finished his Titans career as the fourth-leading receiver in the team's history (453 receptions) and set then-career highs in catches for two consecutive years (95 in '03 – third most and 96 in '04 – second-most in his career)
- With 11,202 career all-purpose yards in Tennessee, only Eddie George produced more combined yards in Titans history than Mason
- In 2000, his 895 receiving yards, 662 punt return yards, 1,132 kickoff return yards and 1 rushing yard resulted in an NFL single-season record of 2,690 combined net yards, which topped the old mark of 2,535 by San Diego's Lionel James in 1985
- Associated Press All-Pro (2000)
- College & Pro Football Newsweekly All-Pro (2000)
- Pro Football Weekly All-Pro (2000)
- Sports Illustrated All-Pro (2000)

**NY**

## CAREER TRANSACTIONS

08/07/11, NYJ, Signed, UFA  
07/28/11, BLT, Released  
03/02/05, BLT, Signed (TEN)  
02/21/05, TEN, Released  
04/20/97, TEN, D4 (94)

**NY**

## SEASON-BY-SEASON REVIEW

**2010 (BLT):** Started 15 of 16 regular season games...Had 61 receptions for 802 yards, averaging 13.1 yards a reception...His longest reception was 42 yards...Recorded seven touchdowns. **POST SEASON HIGHLIGHTS:** Started both postseason games...had one reception for 11 yards. **SEASON HIGHLIGHTS: (12/13 at HOU)**...Finished the game with six receptions for 78 yards and two touchdowns. **(11/21 vs. CAR)**...Recorded his 900th career reception off his third reception of the game, with a 13 yard pass from Joe Flacco...Just the 13th player in NFL history to achieve 900 receptions.

**2009 (BLT):** Started and played in all 16 games of the season...Became the 16th player in NFL history with 850 receptions...Led the team with 1,028 receiving yards (eighth-career 1,000-yard receiving season) and seven receiving touchdowns...**SEASON HIGHLIGHTS: (12/20 vs. CHI)**...Played in his 20th career game...Led the team in receiving yards with 87...Also had his 850th career reception and scored one touchdown. **(12/13 vs. DET)**...Led the team with five receptions for 94 yards, including a 62-yard TD catch...Helped the team obtain 548 total yards, setting a single game record. **(9/27 vs. CLE)**...Became the 23rd player in NFL history with 800 receptions...Had five receptions for 118 yards as well as a 78 yard touchdown reception which was the second longest of his career.

**2008 (BLT):** Started and played in 16 regular season games and three post season games...Led the team with 80 receptions for 1,037 yards and five touchdowns...Marked his seventh career 1,000 yard season...Led the Ravens with 60 first downs, including 23 on third down...Was fifth in the NFL with 26 receptions for 355 yards and 2 TDs on third down. **SEASON HIGHLIGHTS: (12/28 vs. JAX)**...Started and led the team with six receptions for 77 yards. **(11/16 at NYG)**...Became 31st player in NFL History with 10,000 receiving yards...Played in his 100th consecutive game...Led the team with 7 receptions for 82 yards. **(11/2 at CLV)**... Led the team with nine receptions a season high 136 yards and a touchdown. **POSTSEASON: (1/10 at TEN)**... Had 12 receptions for 190 yards and a 48 yard TD reception.

**2007 (BLT):** Led the team in receptions with 103 which was a franchise record, career high and third in the NFL...Had 1,087 yards, averaging 10.6 yards a reception and five touchdowns...Also finished

MASON, DERRICK



149

second on the team with 60 first-down conversions, including a team leading 24 on third down and five on 4th down. **SEASON HIGHLIGHTS: (12/30 vs. PIT)**...Started and led the team with six receptions for 72 yards, averaging 12 yards a reception...Became the first player in Ravens history to record 100 receptions. **(12/23 at SEA)**...Led the team with five receptions for 98 yards Had a 79 yard touch-down reception which was a career high...Pulled in his 700th career reception with his first reception of the game. **(12/9 vs. IND)**...Had three receptions for 30 yards...Had his 87th reception in this game, breaking the Raven's single season record for most receptions in a game.

**2006 (BLT):** Started 16 of 15 games for the Ravens...Finished second on the team with 68 receptions for 750 yards and two touchdowns...Led the team in receptions for seven games during the season...**SEASON HIGHLIGHTS: (12/17 vs. CLV)**...Had two receptions for 20 yards...His second catch of the game was his 600th career reception. **(11/19 vs. ATL)**...Made his 100th career start and had three receptions for 28 yards.

**2005 (BLT):** Started all 16 games of the season...Was third in the AFC and tied for seventh in the NFL with 86 receptions which was also a franchise record...Became the fourth player in Raven's history to post a 1,000 receiving yard season with 1,073 yards which was the fifth highest in franchise history...Led the NFL with 30 receptions for 349 yards (11.6 avg.) and two touchdowns on third down. **SEASON HIGHLIGHTS: (12/25 vs. MIN)**...Had a season high nine recep-tions for 103 yards and one touchdown...Earned a game ball. **(11/6 vs. CIN)**...Led the team with five receptions for 60 yards...Third recep-tion of the game was the 500th of his career.

**2004 (TEN):** Started all 16 games of the season...Led all NFL wide receivers and was second in the NFL with 102 receptions...Led the Titans in receiving yards for the fourth consecutive season...had 96 receptions for 1,168 yards, averaging 12.2 yards a reception and scored seven touchdowns...Had two 100 yard performances. **SEASON HIGHLIGHTS: (10/3 at SD)**...Tied a career high with 12 receptions for 94 yards and one touchdown...Scored on four yard pass from QB Billy Volek in the second quarter to tie the game at 7-7.

**2003 (TEN):** Started all 16 games of the regular season and two post season games...Selected to play in his Pro Bowl...Tied for second in the AFC and fifth in the NFL with 95 receptions...had 1,303 receiving yards which was second in the AFC and fifth in the NFL...Led the team in receptions in 10 games...Became first player in team history to post three consecutive seasons with 1,000 yards and second player in team history to record 70 or more receptions in three consecutive seasons...Also had 8 touchdowns, the second highest total in his career...**(9/7 vs. OAK and 9/14 at IND)**...Became first wide receiver in team history to post 10 or more receptions in consecutive games.

**2002 (TEN):** Started in 14 games during the regular season and two post season games...Led the team with 79 receptions, 1,012 receptions and five touchdowns...Second consecutive season and fifth wide re-ciever in team history to record 1,000 receiving yards...Missed two games due to injury...**SEASON HIGHLIGHTS: (12/1 at NYG)**...Tied his career high of 12 receptions with 116 yards and one touch-down...Eight of 12 catches resulted in a first down.

**2001 (TEN):** Led the team in receptions with 73 and 1,128 receiving yards...Had a career high nine touchdowns...Became the first player in Titans history to record 2,000 all-purpose yards in consecutive sea-

sons (2001 and 2000)...Became the first wide receiver to lead the team in receptions since 1995...Recorded a then career high four 100-yard receiving games as well as a career high and season high 186 yards...Led the team in receptions in five games.

**2000 (TEN):** Played in 16 regular season games making 12 starts...Received a unanimous selection as Kick Returner to play in the Pro Bowl...Named to the Associated Press, Sports Illustrated, Pro Football Weekly, and College & Pro Football Newsweekly All-Pro teams...set an NFL single season record for all-purpose yards with 2,690, with 895 receiving yards, 662 punt return yards, 1,132 kickoff yards and one rushing yards beating the old record of 2,535 yards...Became the second player in Titans history to surpass the 2,000 all-purpose yard mark...Led the NFL in punt return yards with 662...Led the team in receptions in six games and receiving yards in seven games. **SEASON HIGHLIGHTS: (10/30 at WAS)**...Recorded a career high 69 yard punt return for a touchdown during the first return of his career.

**1999 (TEN):** Appeared in 13 regular season games and 4 post season games...Primarily saw time with special teams...Handled kickoff and punt return duties during the season...Returned 41 kickoffs, averaging 19.6 yards each carry and 26 punts with an 8.7 yard average per carry...Returned one punt for a touchdown. **SEASON HIGHLIGHTS: (12/16 at JAX)**...Returned a free kick after a safety 80 yards for a TD in the win over the Jaguars. **(11/28 at CLV)**...Broke the game wide open with a 65-yard PR for a TD in the third quarter...Earned AFC Special Teams Player of the Week. **POST SEASON HIGHLIGHTS: (1/30/00 vs. STL)**...Had 5 KORs for 122 yards, including a 35-yard return in Super Bowl XXXIV. **(1/23/00 at JAX)**...Set an AFC Champi-onship Game record with 174 KOR yards in...Selected as NFL Special Teams Player of the Week.

**1998 (TEN):** Appeared in 16 regular season games...Recorded 25 re-ceptions for 333 yards and three touchdowns...Returned 31 punts for 228 yards, averaging 7.4 yards a return. **SEASON HIGHLIGHTS: (10/25 vs. CHI)**...Recorded his first career touchdown on a 13 yard pass from quarterback Steve McNair.

**1997 (TEN):** Started two games and appeared in all 16 of the season...Recorded 14 catches for 186 yards...Led the team in kickoff returns, with 26 returns for 551 yards, averaging 21.2 yards...Returned 13 punts for 95 yards, averaging 7.3 yards a return...**SEASON HIGH-LIGHTS: (8/31 vs. OAK)**...Recorded his first career catch in the sea-son opener versus the Raiders.



## BEFORE THE NFL

- Was a four year letter winner at Michigan State.
- Big Ten Conference record holder for kick return yards with 2,384 on 99 returns and two touchdowns over his career.
- Set a school record for punt returns with 61 returns for 620 yards and two touchdowns.
- Second on the record list for all-purpose yards with 5,114.
- Fourth on all-time reception list with 120.
- Sixth on all time receiving list with 1,914.
- Caught eight career touchdowns.
- Earned first team All-Public School League, All-State and Blue

Chip honors from the Detroit News.

- Set a Mumford High School record for receptions with 70, and receiving yards with 1,243.



## OFF THE FIELD

- Majorred in communications
- Hopes to become a sports broadcaster once he finishes his NFL career
- Served as the Tennessee Titans NFLPA player representative in 2003

- Began hosting his own radio show called “The Derrick Mason Show” in 2003 on a Nashville Radio Station. He continued the show on WBAL 1090 AM, during his career with the Ravens.
- Was the Ravens Nest Player of the Year in 2008. The Ravens Nest is a social group that hosts events for the Ravens and as well as many community events with the overall goal of bettering the community.
- Considers a pair of Muhammad Ali boxing gloves as his most cherished item of sports memorabilia.
- He and his wife, Marci, have one daughter, Bailee My-Lin and one son Derrick II.

### Derrick Mason's Career Statistics

Year	Team	GP	GS	Rec	Yds	Avg	Lg	TD
1997	TEN	16	2	14	186	13.3	38	0
1998	TEN	16	0	25	333	13.3	47	3
1999	TEN	13	0	8	89	11.1	31	0
2000	TEN	16	10	63	895	14.2	34	5
2001	TEN	15	15	73	1,128	15.5	71t	9
2002	TEN	14	14	79	1,012	12.8	40	5
2003	TEN	16	16	95	1,303	13.7	50t	8
2004	TEN	16	16	96	1,168	12.2	37t	7
2005	BLT	16	16	86	1,073	12.5	39t	3
2006	BLT	16	15	68	750	11.0	38	2
2007	BLT	16	16	103	1,087	10.6	79t	5
2008	BLT	16	16	80	1,037	13.0	54	5
2009	BLT	16	16	73	1,028	14.1	72t	7
2010	BLT	16	15	61	802	13.1	42	7
<b>Career Totals</b>		<b>218</b>	<b>167</b>	<b>924</b>	<b>11,891</b>	<b>12.9</b>	<b>72t</b>	<b>66</b>

### Career Postseason

Year	Team	GP	GS	Rec	Yds	Avg	Lg	TD
1999	TEN	4	0	2	18	9.0	9	0
2000	TEN	1	1	7	88	12.6	19	0
2002	TEN	2	2	10	88	8.8	18	0
2003	TEN	2	2	10	118	11.8	29	1
2006	BLT	1	1	2	16	8.0	9	0
2008	BLT	3	3	12	190	15.8	48t	1
2009	BLT	2	2	5	72	14.4	27	0
2010	BLT	1	1	1	11	11.0	11	0
<b>Totals</b>		<b>16</b>	<b>12</b>	<b>49</b>	<b>601</b>	<b>12.3</b>	<b>48t</b>	<b>2</b>

**Community:** Mason launched the Derrick Mason Foundation to provide at-risk children and families in the Nashville area with opportunities to pursue their dreams when he was with the Tennessee Titans...Since Mason joined the Ravens, the foundation also assists those in the Baltimore area, providing interactive programs and events that directly benefit children who face serious challenges in their lives, such as mental and/or physical challenges or the environment in which they live...Since 2005, Mason has partnered with former teammate Samari Rolle to host an annual Holiday Helpers event at an area Target store...The duo has given more than \$50,000 and supported 400-plus youth...Mason is joined by teammates, cheerleaders and local celebrities to serve as personal shoppers helping the youth choose gifts for the holiday season...In 2008, Mason launched the inaugural Derrick Mason Karaoke tour...Throughout the season, Mason brings teammates and a karaoke DJ to area retirement homes and assisted living facilities to throw a party for residents and staff...In 2009, he expanded the number of stops on the tour from two to three...Supports the Ravens' community initiatives, including the annual ACT Auction Party and the annual women's event A Purple Evening...Also supports the community endeavors of his teammates, including Ed Reed's Fitness Day at Booker T. Washington Middle School, the Goodwill Gridiron Halloween Party that benefits the Goodwill Industries of the Chesapeake hosted by Todd Heap, Mark Clayton and Michael Oher and the Heap of Hope fundraiser event for the Todd Heap Foundation...In 2008, Mason donated \$25,000 to Rebuilding Together Baltimore to renovate homes of families in need in Turners Station in Baltimore County...In 2009, Mason developed a relationship with Boys Hope Girls Hope, joining the young men for dinner in October, providing tickets to a Ravens home game in November and hosting a dinner and gift exchange in December.

## 2010 Baltimore Ravens

Date	Opp	GP	GS	Rec	Yds	Avg	Lg	TD
9/13	at NYJ	1	1	2	21	10.5	12	0
9/19	at CIN	1	1	1	31	31.0	31t	1
9/26	CLV	1	1	4	30	7.5	15	0
10/3	at PIT	1	1	6	80	13.3	40	0
10/10	DEN	1	1	3	47	15.7	19	0
10/17	at NE	1	1	8	100	12.5	20	0
10/24	BUF	1	1	2	48	24.0	36	0
11/7	MIA	1	1	4	42	10.5	12t	1
11/11	at ATL	1	1	4	48	12.0	22	1
11/21	at CAR	1	1	3	42	14.0	23	0
11/28	TB	1	1	8	87	10.9	15	1
12/5	PIT	1	1	2	22	11.0	15	0
12/13	at HST	1	1	6	78	13.0	26t	2
12/19	NO	1	1	1	42	42.0	42	0
12/26	at CLV	1	0	4	50	12.5	22t	1
1/2	CIN	1	1	3	34	11.3	15	0
<b>2010 Totals</b>		<b>16</b>	<b>15</b>	<b>61</b>	<b>802</b>	<b>13.1</b>	<b>42</b>	<b>7</b>

## 2009 Baltimore Ravens

Date	Opp	GP	GS	Rec	Yds	Avg	Lg	TD
9/13	KC	1	1	4	47	11.8	19	0
9/20	at SD	1	1	3	31	10.3	14	0
9/27	CLV	1	1	5	118	23.6	72t	1
10/4	at NE	1	1	7	88	12.6	20t	1
10/11	CIN	1	1	0	0	-	-	0
10/18	at MIN	1	1	7	97	13.9	27	1
11/1	DEN	1	1	4	40	10.0	20t	1
11/8	at CIN	1	1	3	31	10.3	13	0
11/16	at CLV	1	1	3	78	26.0	41	0
11/22	IND	1	1	9	142	15.8	45	0
11/29	PIT	1	1	7	62	8.9	17	1
12/7	at GB	1	1	2	13	6.5	7	0
12/13	DET	1	1	5	94	18.8	62t	1
12/20	CHI	1	1	6	87	14.5	18t	1
12/27	at PIT	1	1	7	77	11.0	15	0
1/3	at OAK	1	1	1	23	23.0	23	0
<b>2009 Totals</b>		<b>16</b>	<b>16</b>	<b>73</b>	<b>1028</b>	<b>14.1</b>	<b>72t</b>	<b>7</b>

## 2010 POSTSEASON

Game	Opp	GP	GS	Rec	Yds	Avg	Lg	TD
1/9	at KC	1	1	1	11	11	11	0
1/15	at PIT	1	1	0	0	-	-	0
<b>Totals</b>		<b>1</b>	<b>1</b>	<b>1</b>	<b>11</b>	<b>11.0</b>	<b>11</b>	<b>0</b>

## 2009 POSTSEASON

Game	Opp	GP	GS	Rec	Yds	Avg	Lg	TD
1/10	at NE	1	1	1	8	8.0	8	0
1/16	at IND	1	1	4	64	16.0	27	0
<b>Totals</b>		<b>2</b>	<b>2</b>	<b>5</b>	<b>72</b>	<b>14.4</b>	<b>27</b>	<b>0</b>

## 2008 Baltimore Ravens

Date	Opp	GP	GS	Rec	Yds	Avg	Lg	TD
9/7	CIN	1	1	4	44	11.0	15	0
9/21	CLV	1	1	4	42	10.5	19	0
9/29	at PIT	1	1	8	137	17.1	35	0
10/5	TEN	1	1	5	38	7.6	10	0
10/12	at IND	1	1	6	70	11.7	54	0
10/19	at MIA	1	1	6	87	14.5	23	1
10/26	OAK	1	1	1	3	3.0	3	0
11/2	at CLV	1	1	9	136	15.1	28t	1
11/9	at HST	1	1	3	41	13.7	21	0
11/16	at NYG	1	1	7	82	11.7	16	0
11/23	PHI	1	1	3	40	13.3	22	0
11/30	at CHI	1	1	6	91	15.2	32t	1
12/7	WAS	1	1	3	60	20.0	28t	1
12/14	PIT	1	1	3	23	7.7	11	0
12/20	at DAL	1	1	6	66	11.0	19	1
12/28	JAX	1	1	6	77	12.8	39	0
<b>2008 Totals</b>		<b>16</b>	<b>16</b>	<b>80</b>	<b>1037</b>	<b>13.0</b>	<b>54</b>	<b>5</b>

## 2007 Baltimore Ravens

Date	Opp	GP	GS	Rec	Yds	Avg	Lg	TD
9/10	at CIN	1	1	7	76	10.9	15	0
9/16	NYJ	1	1	8	54	6.8	12	0
9/23	ARZ	1	1	8	79	9.9	18	1
9/30	at CLV	1	1	10	78	7.8	11	0
10/7	at SF	1	1	11	85	7.7	18	0
10/14	SL	1	1	5	79	15.8	28	0
10/21	at BUF	1	1	7	78	11.1	27	1
11/5	at PIT	1	1	6	35	5.8	8	0
11/11	CIN	1	1	4	29	7.3	11	0
11/18	CLV	1	1	6	83	13.8	21	0
11/25	at SD	1	1	7	99	14.1	23	0
12/3	NE	1	1	6	67	11.2	21	1
12/9	IND	1	1	3	30	10.0	18	0
12/16	at MIA	1	1	4	45	11.3	17t	1
12/23	at SEA	1	1	5	98	19.6	79t	1
12/30	PIT	1	1	6	72	12.0	16	0
<b>2007 Totals</b>		<b>16</b>	<b>16</b>	<b>103</b>	<b>1087</b>	<b>10.6</b>	<b>79t</b>	<b>5</b>

## 2008 POSTSEASON

Game	Opp	GP	GS	Rec	Yds	Avg	Lg	TD
1/4	at MIA	1	1	4	71	17.8	31	0
1/10	at TEN	1	1	5	78	15.6	48t	1
1/18	at PIT	1	1	3	41	13.7	16	0
<b>Totals</b>		<b>3</b>	<b>3</b>	<b>12</b>	<b>190</b>	<b>15.8</b>	<b>48t</b>	<b>1</b>

## Derrick Mason's Career 100-Yard Receiving Games

Date	Opp	W/L	Rec	Yds	Avg	Lg	TD
01/06/02	CIN	L	9	186	20.7	41t	2
10/12/03	HST	W	6	177	29.5	50t	3
11/22/09	IND	L	9	142	15.8	45	0
12/14/03	BUF	W	9	137	15.2	37	0
09/29/08	at PIT	L	8	137	17.1	35	0
11/02/08	at CLV	W	9	136	15.1	28t	1
12/01/03	at NYJ	L	11	133	12.1	22	1
09/24/06	at CLV	W	7	132	18.9	38	0
12/02/01	at CLV	W	3	122	40.7	71t	2
12/19/04	at OAK	L	9	121	13.4	32	1
09/15/02	at DAL	L	7	118	16.9	40	0
09/27/09	CLV	W	5	118	23.6	72t	1
12/01/02	at NYG	W	12	116	9.7	24	1
11/25/01	PIT	L	7	114	16.3	28	0
09/08/02	PHI	W	7	109	15.6	39	0
12/16/01	GB	W	8	107	13.4	35t	1
09/19/04	IND	L	8	104	13.0	33	0
10/01/00	NYG	W	6	103	17.2	29t	1
12/25/05	MIN	W	9	103	11.4	39t	1
10/17/10	at NE	L	8	100	12.5	20	0

## Derrick Mason's 10 Longest Receptions

Date	Opp	Long	Total Yds
12/23/07	at SEA	79t	98
09/27/09	CLV	72t	118
12/02/01	at CLV	71t	122
12/13/09	DET	62t	94
12/30/01	CLV	59t	81
10/12/08	at IND	54	70
10/12/03	HST	50t	177
01/10/09	at TEN*	48t	78
12/26/98	MIN	47	75
10/12/03	HST	46t	177
11/09/03	MIA	46	98

## 2006 Baltimore Ravens

Date	Opp	GP	GS	Rec	Yds	Avg	Lg	TD
9/10	at TB	1	1	4	50	12.5	19	0
9/17	OAK	1	1	5	46	9.2	15	0
9/24	at CLV	1	1	7	132	18.9	38	0
10/1	SD	1	1	4	37	9.3	20	0
10/9	at DEN	1	1	3	45	15.0	26	0
10/15	CAR	1	1	0	0	-	-	0
10/29	at NO	1	1	6	67	11.2	22	0
11/5	CIN	1	1	2	20	10.0	11	0
11/12	at TEN	1	0	8	64	8.0	11t	1
11/19	ATL	1	1	3	28	9.3	13	0
11/26	PIT	1	1	5	43	8.6	11	0
11/30	at CIN	1	1	7	90	12.9	36t	1
12/10	at KC	1	1	5	68	13.6	22	0
12/17	CLV	1	1	2	20	10.0	13	0
12/24	at PIT	1	1	2	10	5.0	10	0
12/31	BUF	1	1	5	30	6.0	10	0
<b>2006 Totals</b>		<b>16</b>	<b>15</b>	<b>68</b>	<b>750</b>	<b>11.0</b>	<b>38</b>	<b>2</b>

## 2006 POSTSEASON

Game	Opp	GP	GS	Rec	Yds	Avg	Lg	TD
1/13	IND	1	1	2	16	8.0	9	0
<b>Totals</b>		<b>1</b>	<b>1</b>	<b>2</b>	<b>16</b>	<b>8.0</b>	<b>9</b>	<b>0</b>

## 2004 Tennessee Titans

Date	Opp	GP	GS	Rec	Yds	Avg	Lg	TD
9/11	at MIA	1	1	3	51	17.0	19	0
9/19	IND	1	1	8	104	13.0	33	0
9/26	JAX	1	1	4	43	10.8	27	0
10/3	at SD	1	1	12	94	7.8	17	1
10/11	at GB	1	1	4	63	15.8	26t	1
10/17	HST	1	1	5	74	14.8	22	0
10/24	at MIN	1	1	8	85	10.6	16	0
10/31	CIN	1	1	8	85	10.6	18	0
11/14	CHI	1	1	7	91	13.0	29t	1
11/21	at JAX	1	1	3	56	18.7	37t	1
11/28	at HST	1	1	8	87	10.9	16	1
12/5	at IND	1	1	6	79	13.2	32	0
12/13	KC	1	1	3	22	7.3	12	1
12/19	at OAK	1	1	9	121	13.4	32	1
12/25	DEN	1	1	4	65	16.3	37	0
1/2	DET	1	1	4	48	12.0	19	0
<b>2004 Totals</b>		<b>16</b>	<b>16</b>	<b>96</b>	<b>1168</b>	<b>12.2</b>	<b>37t</b>	<b>7</b>

## 2005 Baltimore Ravens

Date	Opp	GP	GS	Rec	Yds	Avg	Lg	TD
9/11	IND	1	1	8	99	12.4	25	0
9/18	at TEN	1	1	8	60	7.5	12t	1
10/2	NYJ	1	1	5	54	10.8	32	0
10/9	at DET	1	1	6	65	10.8	21	0
10/16	CLV	1	1	8	85	10.6	23	0
10/23	at CHI	1	1	2	38	19.0	20	0
10/31	at PIT	1	1	7	91	13.0	31	0
11/6	CIN	1	1	5	60	12.0	24	0
11/13	at JAX	1	1	4	63	15.8	35	0
11/20	PIT	1	1	4	42	10.5	17	0
11/27	at CIN	1	1	3	58	19.3	28t	1
12/4	HST	1	1	3	32	10.7	20	0
12/11	at DEN	1	1	6	53	8.8	20	0
12/19	GB	1	1	5	97	19.4	34	0
12/25	MIN	1	1	9	103	11.4	39t	1
1/1	at CLV	1	1	3	73	24.3	31	0
<b>2005 Totals</b>		<b>16</b>	<b>16</b>	<b>86</b>	<b>1073</b>	<b>12.5</b>	<b>39t</b>	<b>3</b>

## 2003 Tennessee Titans

Date	Opp	GP	GS	Rec	Yds	Avg	Lg	TD
9/7	OAK	1	1	10	99	9.9	19	1
9/14	at IND	1	1	10	98	9.8	18	0
9/21	NO	1	1	4	47	11.8	17	0
9/28	at PIT	1	1	1	4	4.0	4	0
10/5	at NE	1	1	8	99	12.4	24	0
10/12	HST	1	1	6	177	29.5	50t	3
10/19	at CAR	1	1	2	39	19.5	20	0
10/26	at JAX	1	1	3	29	9.7	12	0
11/9	MIA	1	1	6	98	16.3	46	0
11/16	JAX	1	1	5	98	19.6	33	0
11/23	at ATL	1	1	4	47	11.8	16	0
12/1	at NYJ	1	1	11	133	12.1	22	1
12/7	IND	1	1	6	64	10.7	16	1
12/14	BUF	1	1	9	137	15.2	37	0
12/21	at HST	1	1	4	44	11.0	19	0
12/28	TB	1	1	6	90	15.0	34t	2
<b>2003 Total</b>		<b>16</b>	<b>16</b>	<b>95</b>	<b>1303</b>	<b>13.7</b>	<b>50t</b>	<b>8</b>

## 2003 POSTSEASON

Game	Opp	GP	GS	Rec	Yds	Avg	Lg	TD
1/3	at BLT	1	1	3	28	9.3	13	0
1/10	at NE	1	1	7	90	12.9	29	1
<b>Totals</b>		<b>2</b>	<b>2</b>	<b>10</b>	<b>118</b>	<b>11.8</b>	<b>29</b>	<b>1</b>

## 2002 Tennessee Titans

Date	Opp	GP	GS	Rec	Yds	Avg	Lg	TD
9/8	PHI	1	1	7	109	15.6	39	0
9/15	at DAL	1	1	7	118	16.9	40	0
9/22	CLV	1	1	3	31	10.3	16	0
9/29	at OAK	1	1	6	99	16.5	32	0
10/6	WAS			INACTIVE				
10/13	JAX			INACTIVE				
10/27	at CIN	1	1	7	98	14.0	32t	2
11/3	at IND	1	1	5	41	8.2	14	0
11/10	HST	1	1	4	47	11.8	20	1
11/17	PIT	1	1	6	85	14.2	23	0
11/24	at BLT	1	1	4	49	12.3	17	0
12/1	at NYG	1	1	12	116	9.7	24	1
12/8	IND	1	1	6	77	12.8	23	0
12/16	NE	1	1	6	86	14.3	20	0
12/22	at JAX	1	1	6	56	9.3	12	1
12/29	at HST	1	1	0	0	-	-	0
<b>2002 Totals</b>		<b>14</b>	<b>14</b>	<b>79</b>	<b>1012</b>	<b>12.8</b>	<b>40</b>	<b>5</b>

## 2002 POSTSEASON

Game	Opp	GP	GS	Rec	Yds	Avg	Lg	TD
1/11	PIT	1	1	5	47	9.4	18	0
1/19	at OAK	1	1	5	41	8.2	14	0
<b>Totals</b>		<b>2</b>	<b>2</b>	<b>10</b>	<b>88</b>	<b>8.8</b>	<b>18</b>	<b>0</b>

## 2001 Tennessee Titans

Date	Opp	GP	GS	Rec	Yds	Avg	Lg	TD
9/9	MIA	1	1	2	62	31.0	33	1
9/23	at JAX	1	1	1	4	4.0	4	0
10/7	at BLT	1	1	0	0	-	-	0
10/14	TB			INACTIVE				
10/21	at DET	1	1	3	47	15.7	21	0
10/29	at PIT	1	1	2	56	28.0	44	0
11/4	JAX	1	1	6	35	5.8	14	1
11/12	BLT	1	1	12	99	8.3	16	0
11/18	at CIN	1	1	4	62	15.5	22	0
11/25	PIT	1	1	7	114	16.3	28	0
12/2	at CLV	1	1	3	122	40.7	71t	2
12/9	at MIN	1	1	8	75	9.4	15t	1
12/16	GB	1	1	8	107	13.4	35t	1
12/22	at OAK	1	1	5	78	15.6	29	0
12/30	CLV	1	1	3	81	27.0	59t	1
1/6	CIN	1	1	9	186	20.7	41t	2
<b>2001 Totals</b>		<b>15</b>	<b>15</b>	<b>73</b>	<b>1128</b>	<b>15.5</b>	<b>71t</b>	<b>9</b>

## 2000 Tennessee Titans

Date	Opp	GP	GS	Rec	Yds	Avg	Lg	TD
9/3	at BUF	1	0	0	0	-	-	0
9/10	KC	1	0	0	0	-	-	0
9/24	at PIT	1	0	5	71	14.2	24	0
10/1	NYG	1	0	6	103	17.2	29t	1
10/8	at CIN	1	1	6	65	10.8	19t	1
10/16	JAX	1	1	2	37	18.5	22t	1
10/22	at BLT	1	1	2	17	8.5	14	0
10/30	at WAS	1	0	2	12	6.0	6	0
11/5	PIT	1	0	8	92	11.5	17	0
11/12	BLT	1	1	5	63	12.6	22	1
11/19	CLV	1	1	6	89	14.8	28	0
11/26	at JAX	1	1	2	33	16.5	23	0
12/3	at PHI	1	1	7	93	13.3	18	0
12/10	CIN	1	1	5	92	18.4	25	0
12/17	at CLV	1	1	1	33	33.0	33	0
12/25	DAL	1	1	6	95	15.8	34	1
<b>2000 Totals</b>		<b>16</b>	<b>10</b>	<b>63</b>	<b>895</b>	<b>14.2</b>	<b>34</b>	<b>5</b>

## 2000 POSTSEASON

Game	Opp	GP	GS	Rec	Yds	Avg	Lg	TD
1/7	BLT	1	1	7	88	12.6	19	0
<b>Totals</b>		<b>1</b>	<b>1</b>	<b>7</b>	<b>88</b>	<b>12.6</b>	<b>19</b>	<b>0</b>

## 1999 Tennessee Titans

Date	Opp	GP	GS	Rec	Yds	Avg	Lg	TD
9/12	CIN			INACTIVE				
9/19	CLV			INACTIVE				
9/26	at JAX			INACTIVE				
10/3	at SF	1	0	0	0	-	-	0
10/10	BLT	1	0	1	4	4.0	4	0
10/17	at NO	1	0	1	31	31.0	31	0
10/31	SL	1	0	0	0	-	-	0
11/7	at MIA	1	0	0	0	-	-	0
11/14	at CIN	1	0	0	0	-	-	0
11/21	PIT	1	0	0	0	-	-	0
11/28	at CLV	1	0	3	28	9.3	20	0
12/5	at BLT	1	0	2	18	9.0	12	0
12/9	OAK	1	0	0	0	-	-	0
12/19	ATL	1	0	1	8	8.0	8	0
12/26	JAX	1	0	0	0	-	-	0
1/2	at PIT	1	0	0	0	-	-	0
<b>1999 Totals</b>		<b>13</b>	<b>0</b>	<b>8</b>	<b>89</b>	<b>11.1</b>	<b>31</b>	<b>0</b>

## 1998 Tennessee Oilers

Date	Opp	GP	GS	Rec	Yds	Avg	Lg	TD
9/6	at CIN	1	0	2	24	12.0	13	0
9/13	SD	1	0	1	18	18.0	18	0
9/20	at NE	1	0	1	8	8.0	8	0
9/27	JAX	1	0	1	4	4.0	4	0
10/11	at BLT	1	0	2	23	11.5	14	0
10/18	CIN	1	0	0	0	-	-	0
10/25	CHI	1	0	2	28	14.0	15	1
11/1	at PIT	1	0	1	4	4.0	4	0
11/8	at TB	1	0	1	8	8.0	8	0
11/15	PIT	1	0	3	35	11.7	19	0
11/22	NYJ	1	0	1	24	24.0	24	0
11/29	at SEA	1	0	1	10	10.0	10	0
12/6	BLT	1	0	2	19	9.5	16	0
12/13	at JAX	1	0	0	0	-	-	0
12/20	at GB	1	0	4	53	13.3	25t	2
12/26	MIN	1	0	3	75	25.0	47	0
<b>1998 Totals</b>		<b>16</b>	<b>0</b>	<b>25</b>	<b>333</b>	<b>13.3</b>	<b>47</b>	<b>3</b>

## 1999 POSTSEASON

Game	Opp	GP	GS	Rec	Yds	Avg	Lg	TD
1/8	BUF	1	0	0	0	-	-	0
1/16	at IND	1	0	0	0	-	-	0
1/23	at JAX	1	0	0	0	-	-	0
1/30	SL	1	0	2	18	9.0	9	0
<b>Totals</b>		<b>4</b>	<b>0</b>	<b>2</b>	<b>18</b>	<b>9.0</b>	<b>9</b>	<b>0</b>

## 1997 Tennessee Oilers

Date	Opp	GP	GS	Rec	Yds	Avg	Lg	TD
8/31	OAK	1	0	1	11	11.0	11	0
9/7	at MIA	1	0	0	0	-	-	0
9/21	BLT	1	0	1	8	8.0	8	0
9/28	at PIT	1	0	1	12	12.0	12	0
10/5	at SEA	1	1	0	0	-	-	0
10/12	CIN	1	0	0	0	-	-	0
10/19	WAS	1	0	2	32	16.0	28	0
10/26	at ARZ	1	0	0	0	-	-	0
11/2	JAX	1	0	0	0	-	-	0
11/9	NYG	1	0	0	0	-	-	0
11/16	at JAX	1	0	0	0	-	-	0
11/23	BUF	1	1	2	40	20.0	26	0
11/27	at DAL	1	0	0	0	-	-	0
12/4	at CIN	1	0	0	0	-	-	0
12/14	at BLT	1	0	4	36	9.0	14	0
12/21	PIT	1	0	3	47	15.7	38	0
<b>1997 Totals</b>		<b>16</b>	<b>2</b>	<b>14</b>	<b>186</b>	<b>13.3</b>	<b>38</b>	<b>0</b>

## Derrick Mason's Career Touchdown List

Date	Opp	Type	Qtr	Dwn	Yds	Note	Date	Opp	Type	Qtr	Dwn	Yds	Note
10/25/98	CHI	Rec	2	2	13	QB Steve McNair	10/11/04	at GB	Rec	4	2	26	WR Drew Bennett
12/20/98	at GB	Rec	2	3	25	QB Steve McNair	11/14/04	CHI	Rec	1	1	29	QB Billy Volek
12/20/98	at GB	Rec	4	3	3	QB Steve McNair	11/21/04	at JAX	Rec	2	1	37	QB Steve McNair
11/28/99	at CLV	Ret	3	-	65	Punt Return	11/28/04	at HST	Rec	2	1	4	QB Steve McNair
01/23/00	at JAX*	Ret	3	-	80	Kickoff Return	12/13/04	KC	Rec	4	3	4	QB Billy Volek
10/01/00	NYG	Rec	2	1	29	QB Steve McNair	12/19/04	at OAK	Rec	4	4	3	QB Billy Volek
10/08/00	at CIN	Rec	2	3	19	QB Steve McNair	09/18/05	at TEN	Rec	4	3	12	QB Anthony Wright
10/16/00	JAX	Rec	2	3	22	QB Steve McNair	11/27/05	at CIN	Rec	3	4	28	QB Kyle Boller
10/30/00	at WAS	Ret	2	-	69	Punt Return	12/25/05	MIN	Rec	4	3	39	QB Kyle Boller
11/12/00	BLT	Rec	2	3	10	QB Steve McNair	11/12/06	at TEN	Rec	4	2	11	QB Steve McNair
12/25/00	DAL	Rec	1	2	17	QB Steve McNair	11/30/06	at CIN	Rec	4	3	36	QB Steve McNair
09/09/01	MIA	Rec	3	1	29	QB Steve McNair	09/23/07	ARZ	Rec	2	3	13	QB Steve McNair
11/04/01	JAX	Rec	4	3	5	QB Steve McNair	10/21/07	at BUF	Rec	4	4	15	QB Kyle Boller
11/18/01	at CIN	Ret	1	-	101	Kickoff Return	12/03/07	NE	Rec	1	3	4	QB Kyle Boller
12/02/01	at CLV	Rec	1	2	43	QB Steve McNair	12/16/07	at MIA	Rec	2	1	17	QB Kyle Boller
12/02/01	at CLV	Rec	3	2	71	QB Steve McNair	12/23/07	at SEA	Rec	4	2	79	QB Troy Smith
12/09/01	at MIN	Rec	4	2	15	QB Steve McNair	10/19/08	at MIA	Rec	2	3	11	QB Joe Flacco
12/16/01	GB	Rec	2	1	35	QB Steve McNair	11/02/08	at CLV	Rec	4	2	28	QB Joe Flacco
12/30/01	CLV	Rec	2	2	59	QB Steve McNair	11/30/08	at CIN	Rec	3	2	32	WR Mark Clayton
01/06/02	CIN	Rec	1	1	41	QB Steve McNair	12/07/08	WAS	Rec	4	3	28	QB Joe Flacco
01/06/02	CIN	Rec	3	2	35	QB Steve McNair	12/20/08	at DAL	Rec	3	2	10	QB Joe Flacco
10/27/02	at CIN	Rec	3	2	32	QB Steve McNair	01/10/09	at TEN*	Rec	1	3	48	QB Joe Flacco
10/27/02	at CIN	Rec	4	2	16	QB Steve McNair	09/27/09	CLV	Rec	4	1	72	QB Joe Flacco
11/10/02	HST	Rec	1	2	13	QB Steve McNair	10/04/09	at NE	Rec	1	3	20	QB Joe Flacco
12/01/02	at NYG	Rec	2	2	6	QB Steve McNair	10/18/09	at MIN	Rec	4	1	12	QB Joe Flacco
12/22/02	at JAX	Rec	4	2	5	QB Steve McNair	11/01/09	DEN	Rec	4	3	20	QB Joe Flacco
09/07/03	OAK	Rec	4	3	3	QB Steve McNair	11/29/09	PIT	Rec	2	2	10	QB Joe Flacco
10/12/03	HST	Rec	1	1	32	QB Steve McNair	12/13/09	DET	Rec	2	3	62	QB Joe Flacco
10/12/03	HST	Rec	1	2	46	QB Steve McNair	12/20/09	CHI	Rec	3	2	18	QB Joe Flacco
10/12/03	HST	Rec	4	3	50	QB Steve McNair	09/19/10	at CIN	Rec	3	3	31	QB Joe Flacco
12/01/03	at NYJ	Rec	4	3	8	QB Steve McNair	11/07/10	MIA	Rec	3	2	12	QB Joe Flacco
12/07/03	IND	Rec	4	3	2	QB Steve McNair	11/11/10	at ATL	Rec	4	2	6	QB Joe Flacco
12/28/03	TB	Rec	2	2	23	QB Neil O'Donnell	11/28/10	TB	Rec	2	1	10	QB Joe Flacco
12/28/03	TB	Rec	3	1	34	QB Neil O'Donnell	12/13/10	at HST	Rec	2	3	9	QB Joe Flacco
01/10/04	at NE*	Rec	3	3	11	QB Steve McNair	12/13/10	at HST	Rec	2	3	26	QB Joe Flacco
10/03/04	at SD	Rec	2	4	4	QB Billy Volek	12/26/10	at CLV	Rec	3	1	22	QB Joe Flacco



# 53

LINEBACKER

HEIGHT: 6'1"

WEIGHT: 243

AGE: 24 (as of opening weekend)

HOMETOWN: Fallon, NV

HIGH SCHOOL: Churchill (NV) HS

COLLEGE: Nevada

HOW ACQUIRED: Undrafted FA (8/17/09)

EXPERIENCE: NFL: 2nd • JETS: 3rd

## Josh MAUGA

NY Jets Media Guide 2011

**NY**

### CAREER HIGHLIGHTS

- Appeared in eight games after signing from the practice squad and recorded 15 tackles on special teams and four tackles, including one tackle-for-loss and a quarterback hit on defense.

**NY**

### CAREER TRANSACTIONS

- 10/26/10, NYJ, Signed from NYJ Practice Squad
- 09/06/10, NYJ, Signed, Practice Squad
- 09/04/10, NYJ, Waived
- 01/06/10, NYJ, Signed, Reserve/Future
- 12/09/09, NYJ, Signed, Practice Squad
- 08/28/09, NYJ, Waived
- 08/17/09, NYJ, Signed, Undrafted FA

### DID YOU KNOW?

Mauga, who was added from the practice squad in Week Nine, tied for the team lead in special teams tackles (15) with S James Ihedigbo over the final eight weeks.

**NY**

### SEASON-BY-SEASON REVIEW

**2010 (JETS)** Played in eight of 10 games after signing from the practice squad on 10/26...Saw most of his playing time on special teams, finishing tied for fourth on the team with 15 special teams tackles...Saw limited action on defense recording four tackles, including one

tackle-for-loss and one quarterback hit. **POSTSEASON:** Active for all three postseason games finishing in a tie for second with three special teams tackles. **(Wild Card: 1/9 at IND)**...Made his postseason debut. **SEASON HIGHLIGHTS: (12/12 vs. MIA)**...Saw action on defense for the first time as he stepped in for an injured LB David Harris...Registered his first defensive tackle. **(11/7 at DET)**...Recorded the first two special teams tackles of his career. **(10/31 vs. GB)**...Made his NFL debut.

### FIRSTS:

**First Game:** NYJ vs. GB, 10/31/10 (L, 0-9)

**NY**

### BEFORE THE NFL

- In his senior season at Nevada, collected 54 tackles, 7.5 tackles-for-loss and 3.5 sacks despite playing with a torn pectoral muscle.
- The WAC leader in tackles (11.7 per-game avg.) through the first seven games of the 2007 season then, an MCL injury kept him out until he posted 11 tackles in Nevada's bowl loss to New Mexico.
- Named the 2004 High Desert League Defensive Player of the Year in his senior year at Churchill County (NV) High School.
- Was also an all-league running back as a junior and senior.

**NY**

### OFF THE FIELD

- Top-ranked heavyweight wrestler in the state of Nevada.
- Parents are Matua and Esther Mauga.
- Majored in business.



51

LINEBACKER

HEIGHT: 6'4"

WEIGHT: 240

AGE: 23 (as of opening weekend)

HOMETOWN: Ellicott City, MD

HIGH SCHOOL: Mount Hebron HS

COLLEGE: Penn State

HOW ACQUIRED: FA (08/17/11)

EXPERIENCE: NFL: 3rd • JETS: 1st

Aaron MAYBIN

NY Jets Media Guide 2011

NY

## CAREER HIGHLIGHTS

- Played in 26 career games at Buffalo.
- Recorded 23 total tackles, 14 solo and nine assists.

NY

## CAREER TRANSACTIONS

- 08/07/11, FA, BUF
- 04/25/09, D1a (11), BUF

NY

## SEASON-BY-SEASON REVIEW

**2010 (BUF):** Appeared in 10 games during the season and was inactive for 6...Mostly saw action on defense in pass rushing situations. **SEASON HIGHLIGHTS: (11/28 vs. PIT)**...Tallied one tackle in his first game back from being inactive. **(9/26 vs. NE)**...Had a career high of four tackles, including three solo.

**2009 (BUF):** Appeared in 16 games during the season...Recorded 16 total tackles, nine solo and seven assisted. **(12/13 at KC)**...Tallied two tackles and forced one fumble. **(9/20 vs. TB)**...Had his first tackle of his NFL career.

NY

## BEFORE THE NFL

- Played in 26 games, starting 10, at Penn State, recording 61 tackles (38 solos) with 16 sacks.
- As a junior, played at left defensive end...Started 11 of 10 games during the season...Was selected as first team All-America by the Associated Press, Walter Camp Football Foundation, Football Writers Association of America (FWAA), CBSSports.com and CollegeFootballNews.com...Named second-team All-American by The NFL Draft Report and The Sporting News... Chosen as NCAA Defensive Player of the Year by the Pigskin Club of Washington, D.C... Was one of three finalists for the Bednarik Award, presented to the nation's top defensive player...Was among the six finalists for the Ted Hendricks Defensive End of the Year Award... All-Big Ten Conference first-team choice...totaled twelve sacks for minus 78 yards... Finished third in the conference and tied for eighth nationally with an average of 1.54 tackles for loss per game... Led the Lions with 20.0 stops for losses totaling 94 yards... Ranked sixth on the squad with 49 tackles (30 solos), adding one pressure, three forced fumbles and three pass deflections... Had at least one tackle behind the line of scrimmage in each of the thirteen games he played in, including at least one sack in ten contests.
- As a redshirt freshman, earned Freshman All-Big Ten Conference

honors from The Sporting News...Appeared in all 13 games as a reserve defensive end... Recorded 12 tackles (eight solos) with four sacks...Caused a fumble and broke up one pass.

- 2006: Redshirted as a freshman.
- Attended Mount Hebron (Ellicott City, Md.) High School, playing football for head coach Larry Luthe... Earned 2005 Baltimore Sun All-Metro team, second-team big school All-State and first-team All-Howard County accolades...As a junior, he produced 79 tackles with nine sacks, followed by 10 sacks and 80 tackles in his final season.

NY

## OFF THE FIELD

- Majored in integrative arts and communications.
- Born Aaron Michael Maybin
- Participated in drama programs and did volunteer work
- Was a member of his church choir in Baltimore.
- Has a not-for-profit foundation called Project Mayhem...Project Mayhem was established to provide aid, both personal and economic, to help underprivileged and at risk youth excel beyond their current conditions. Throughout the year, Aaron holds different fundraising events as well as football camps and art programs to benefit the youth in his home state of Maryland and his football home in Western New York.

MAYBIN, AARON



159

## Aaron Maybin's Career Statistics

Year	Team	P	S	TT	S	A	Sk	Yds	Int	Yds	Lg	TD	PD	FF	FR	Yds	TD
2009	BUF	16	0	7	5	2	0.0	0.0	0	0	0	0	0	0	0	0	0
2010	BUF	10	0	7	5	2	0.0	0.0	0	0	0	0	0	0	0	0	0
Career Totals		26	0	14	10	4	0.0	0.0	0	0	0	0	0	0	0	0	0

## 2010 Buffalo Bills

Date	Opp	P	S	TT	S	A	Sk	Yds	Int	Yds	Lg	TD	PD	FF	FR	Yds	TD
9/12	MIA	1	0	1	0	1	-	-	-	-	-	-	-	-	-	-	-
9/19	at GB	1	0	1	1	0	-	-	-	-	-	-	-	-	-	-	-
9/26	at NE	1	0	4	3	1	-	-	-	-	-	-	-	-	-	-	-
10/3	NYJ	1	0	0	0	0	-	-	-	-	-	-	-	-	-	-	-
10/10	JAX	1	0	0	0	0	-	-	-	-	-	-	-	-	-	-	-
10/24	at BLT								INACTIVE								
10/31	at KC								INACTIVE								
11/7	CHI								INACTIVE								
11/14	DET								INACTIVE								
11/21	at CIN								INACTIVE								
11/28	PIT	1	0	1	1	0	-	-	-	-	-	-	-	-	-	-	-
12/5	at MIN	1	0	0	0	0	-	-	-	-	-	-	-	-	-	-	-
12/12	CLV	1	0	0	0	0	-	-	-	-	-	-	-	-	-	-	-
12/19	at MIA	1	0	0	0	0	-	-	-	-	-	-	-	-	-	-	-
12/26	NE	1	0	0	0	0	-	-	-	-	-	-	-	-	-	-	-
1/2	at NYJ	1	0	0	0	0	-	-	-	-	-	-	-	-	-	-	-
2010 Totals		11	0	7	5	2	0.0	0.0	0	0	0	0	0	0	0	0	0

## 2009 Buffalo Bills

Date	Opp	P	S	TT	S	A	Sk	Yds	Int	Yds	Lg	TD	PD	FF	FR	Yds	TD
9/14	at NE	1	0	0	0	0	-	-	-	-	-	-	-	-	-	-	-
9/20	TB	1	0	1	1	0	-	-	-	-	-	-	-	-	-	-	-
9/27	NO	1	0	0	0	0	-	-	-	-	-	-	-	-	-	-	-
10/4	at MIA	1	0	1	1	0	-	-	-	-	-	-	-	-	-	-	-
10/11	CLV	1	0	1	1	0	-	-	-	-	-	-	-	-	-	-	-
10/18	at NYJ	1	0	0	0	0	-	-	-	-	-	-	-	-	-	-	-
10/25	at CAR	1	0	1	1	0	-	-	-	-	-	-	-	-	-	-	-
11/1	HOU	1	0	2	1	1	-	-	-	-	-	-	-	-	-	-	-
11/15	at TEN	1	0	0	0	0	-	-	-	-	-	-	-	-	-	-	-
11/22	at JAX	1	0	0	0	0	-	-	-	-	-	-	-	-	-	-	-
11/29	MIA	1	0	2	1	1	-	-	-	-	-	-	-	-	-	-	-
12/3	NYJ	1	0	3	1	2	-	-	-	-	-	-	-	-	-	-	-
12/13	at KC	1	0	2	1	1	-	-	-	-	-	-	-	-	-	-	-
12/20	NE	1	0	1	0	1	-	-	-	-	-	-	-	-	-	-	-
12/27	ATL	1	0	1	1	0	-	-	-	-	-	-	-	-	-	-	-
1/3	IND	1	0	1	0	1	-	-	-	-	-	-	-	-	-	-	-
2009 Totals		16	0	16	9	7	0.0	0.0	0	0	0	0	0	0	0	0	0



25

RUNNING BACK

HEIGHT: 5'11"

WEIGHT: 194

AGE: 24 (as of opening weekend)

HOMETOWN: River Ridge, LA

HIGH SCHOOL: John Curtis (LA) HS

COLLEGE: Southern California

HOW ACQUIRED: D4 (112), 2010 NFL Draft

EXPERIENCE: NFL: 2nd • JETS: 2nd

Joe McKNIGHT

NY Jets Media Guide 2011

NY

## CAREER HIGHLIGHTS

- Played in nine career games with one start and has rushed 39 times for 189 yards and caught three passes for 20 yards.
- Has returned two punts for a 21.5 average and three kickoffs for a 20.0 average.

NY

## CAREER TRANSACTIONS

- 04/24/10, NYJ, D4\* (112)

\*Jets acquired 2010 D4 (112) from CAR for 2010 D4 (124 – Eric Norwood) and 2010 D6 (198 – David Gettis)

## DID YOU KNOW?

Joe McKnight, the nation's number one high school prospect when he came out of John Curtis (LA) High School, thought he was ranked number two after current Panthers QB Jimmy Clausen and did not know he was number one until an *ESPN the Magazine* article in 2010.

NY

## SEASON-BY-SEASON REVIEW

**2010 (JETS)** Played in nine games, with one start, in his rookie season...Spent the first three weeks of the regular season inactive after a preseason that saw him lose three fumbles...Finished the season with 39 carries for 189 yards (4.8 avg.) and three receptions for 20 yards...Averaged 21.5 yards on his two punt returns and 20.0 yards on his three kickoff returns...Recorded eight special teams tackles. **POSTSEASON:** After he was inactive for the Wild Card win at IND, 01/09/11, played in his first two postseason games, rushing once for two yards and recording one special teams tackle. **(Divisional: 1/16 at NE)**...Made his postseason debut and ran once for two yards. **SEASON HIGHLIGHTS: (1/2 vs. BUF)**...Made the first start of his career and posted his first 100-yard rushing effort in the season finale when he ran 32 times for a Jets season-high 158 yards (4.9 avg.)...Caught two passes for 15 yards and returned one punt for 25 yards...His 198 total yards were the most by a Jets rookie since KR Justin Miller had 221 vs. BUF, 01/01/06. **(12/26 at CHI)**...Recorded the first kickoff returns of his career when he returned three kicks for 60 yards with a long of 28. **(12/12 vs. MIA)**...Caught the first pass of his career when he pulled in a five-yard reception from QB Mark Sanchez, his former collegiate teammate. **(12/6 at NE)**...Registered three carries for 19 yards and returned one punt for 18 yards, the first punt return of his career. **(10/3 at BUF)**...Made his NFL debut after he was inactive

for the first three games...Ran for 12 yards on four carries, gaining six yards on the first carry of his career.

## FIRSTS:

**First Game:** NYJ at BUF, 10/03/10 (W, 38-14)  
**First Start:** NYJ vs. BUF, 01/02/11 (W, 38-7)  
**First 100-yard Game:** NYJ vs. BUF, 01/02/11 (32 carries for 158 yards)

NY

## BEFORE THE NFL

- Finished his college career with 2,213 yards rushing to rank 14th on the school's career list...Surpassed 100 yards rushing in a game seven times in his career and accrued 100 all-purpose yards in a game 14 times in his career.
- As a junior, was again named All-Pac-10 honorable mention after leading the team with 1,014 yards and eight touchdowns on 164 carries and adding 22 receptions for 146 yards...Returned four punts for 41 yards and two kickoffs for 50 yards.
- As a senior in high school, garnered *Parade* All-American Co-MVP, *USA Today* All-USA first team, EA Sports All-American first team, *Super Prep* All-American, *Prep Star* All-American, *Lemming* All-American, *Super Prep* Elite 50, *Prep Star* 100, *Rivals.com* 100, *Super Prep* All-Southwest, *Prep Star* All-Southwest, *Scout.com* All-Southwest and All-State MVP.
- Finished his senior year with 1,928 all-purpose yards and 30 touchdowns...Had 711 rushing yards and 14 touchdowns on 46 carries, 739 receiving yards and 13 touchdowns on 24 catches and collected 268 yards on 12 punt returns and 173 yards on five kickoff returns...As a defensive back, contributed 10 tackles, eight deflections and one interception.
- Scored 22 touchdowns in his junior season, nine rushing, five receiving, four on punt returns, three on interception returns and one on a kickoff return...Displaced from his hometown by Hurricane Katrina and played two games for Evangel Christian Academy in Shreveport (LA) before finishing the season back at John Curtis.
- Spent the first two years of his high school career playing cornerback.

NY

## OFF THE FIELD

- He also sprinted for the John Curtis high school track team, with a best of 10.4 in the 100 meters (he won the state 100 in 2006 and was second in 2007).

MCKNIGHT, JOE



161

- He has a son, Jaiden.
- His sister, Johanna, was on the basketball (guard) and track (sprints/jumps) teams at Richmond.

## Joe McKnight's Career Statistics

Year	Team	GP	GS	Rushing					Receiving				
				Rush	Yds	Avg	Lg	TD	Rec	Yds	Avg	Lg	TD
2010	Jets	9	1	39	189	4.8	18	0	3	20	6.7	5	0
Career Totals		9	1	39	189	4.8	18	0	3	20	6.7	5	0

## Additional Statistics

**Special Teams Tackles:** 8 (Career): 8 (2010)

**Punt Returns:** 2-43-21.5 (Career): 2-43-21.5 (2010)

**Kickoff Returns:** 3-60-20.0 (Career): 3-60-20.0 (2010)

## Career Bests

**Rushing Attempts:** 32 (1/2/11 vs. BUF)

**Rushing Yards:** 158 (1/2/11 vs. BUF)

**Longest Rush:** 18 (1/2/11 vs. BUF)

Career Postseason				Rushing					Receiving				
Year	Team	GP	GS	Rush	Yds	Avg	Lg	TD	Rec	Yds	Avg	Lg	TD
2010	Jets	2	0	1	2	2.0	0	0	0	0	0	0	0
Totals		2	0	1	2	2.0	0	0	0	0	0	0	0

## Additional Postseason Statistics

**Special Teams Tackles:** 1 (Career): 1 (2010)



# 65

GUARD

HEIGHT: 6'3"

WEIGHT: 305

AGE: 31 (as of opening weekend)

HOMETOWN: Gary, IN

HIGH SCHOOL: West Side (IN) HS

COLLEGE: Illinois

HOW ACQUIRED: Undrafted FA (4/29/02)

EXPERIENCE: NFL: 8th • JETS: 8th

## Brandon MOORE

NY Jets Media Guide 2011

**NY**

### CAREER HIGHLIGHTS

- Has started 105 consecutive games at guard, the third-best streak among active players, and has started the Jets last nine postseason games.
- Part of two offensive lines that paved the way for rushing champions: Curtis Martin (1,697, 2004 NFL rushing title); Thomas Jones (1,312, 2008 AFC rushing title)...The 2004 rushing total (2,388) ranked second all-time in Club history, while the 2008 rushing average (4.7) set a franchise record.
- Blocked for seven different players (Martin, Leon Washington, Cedric Houston, Jones, Shonn Greene, LaDainian Tomlinson and Joe McKnight) that rushed for 100 yards 33 different times.
- Allocated to Scottish Claymores of NFL Europe in 2003, where he played guard on a team that went 6-4.
- Switched to offensive guard from defensive tackle during the Jets 2002 training camp and was signed to the Jets practice squad on the day before Christmas in 2002.

**NY**

### CAREER TRANSACTIONS

- 03/02/09, NYJ, Signed, FA
- 02/26/09, NYJ, Released
- 11/02/04, NYJ, Signed, Contract Extension
- 10/22/03, NYJ, Signed from NYJ Practice Squad
- 09/30/03, NYJ, Signed, Practice Squad
- 09/05/03, NYJ, Terminated from Practice Squad
- 09/02/03, NYJ, Signed, Practice Squad
- 08/31/03, NYJ, Waived
- 01/30/03, NYJ, Allocated to NFL Europe
- 01/14/03, NYJ, Signed, Reserve/Future
- 12/24/02, NYJ, Signed, Practice Squad
- 08/26/02, NYJ, Waived
- 04/29/02, NYJ, Signed, Undrafted FA

### DID YOU KNOW?

Brandon Moore, an undrafted rookie by the Jets in 2002, had tryouts with both the Packers and the Seahawks prior to rejoining the Jets practice squad on Christmas Eve in 2002.

Moore also entered the NFL as a defensive tackle before being converted to an offensive lineman in training camp.

**NY**

### SEASON-BY-SEASON REVIEW

**2010 (JETS)** Started all 16 games at right guard for the sixth-consecutive season to bring his consecutive games start streak to 105, third-best among active guards...Part of an offensive line that ranked fourth in the league in rushing (2,374 yards/148.4 yards per game) and allowed just 28 total sacks, ranking eighth in the league...Helped Sanchez establish a career-high with a 54.8 completion percentage, 3,291 yards passing, 17 touchdowns and a 75.3 quarterback rating. **POSTSEASON:** Started all three postseason games allowing QB Mark Sanchez to complete 60.7% of his passes for 616 yards, five touchdowns, one interception and a 95.5 quarterback rating while only allowing three sacks...Paved the way for the club to rush for 359 yards and three touchdowns on 89 carries. **(AFC Championship: 1/23 at PIT)**...Helped protect Sanchez as he threw for 233 yards and two touchdowns, registering his second-consecutive passer rating of above 100. **(Divisional: 1/16 at NE)**...Did not allow a sack of Sanchez, allowing him to throw for 194 yards and three touchdowns and a 127.3 passer rating. **(Wild Card: 1/8 at IND)**...Named game captain as part of an offensive line that paved the way for a postseason-high 169 yards rushing, including a pair of one-yard touchdown runs from RB LaDainian Tomlinson. **SEASON HIGHLIGHTS: (1/2 vs. BUF)**...Helped block for RB Joe McKnight's first-career game of 100-or-more yards as McKnight set a Jets season-high with 158 yards rushing, as part of a team season-best 276 yards rushing on 50 attempts. **(11/21 vs. HST)**...Helped protect Sanchez as he went over 300 yards passing for the second time, throwing for 315 yards, three touchdown passes and a 100.2 rating. **(11/15 at CLV)**...Part of an offensive line that blocked for a season-high 456 yards of total offense, the second-consecutive week over 400 yards, including 284 yards passing and 172 yards rushing, in the overtime victory. **(11/7 at DET)**...Providing protection as Sanchez established a career-best 336 yards passing as part of an offensive attack that gained 437 total yards. **(10/3 at BUF)**...Paved the way for both Tomlinson (19-133-2) and RB Shonn Greene (22-117) to both surpass 100 yards rushing as part of a rushing offense that gained 273

total yards on the ground. **(9/26 at MIA)**...Part of an offensive line that did not allow a sack, protecting Sanchez as he threw for three touchdowns and had a passer rating above 120 for the second-consecutive week. **(9/19 vs. NE)**...Allowed Sanchez to compile a 124.3 passer rating, the high regular-season rating of his career, as he completed 70% of his passes (21-of-30) for 220 yards and three touchdowns...Part of an offense that maintained possession for 20:02 of the second half, outscoring NE 18-0 for the 28-14 victory.

**2009 (JETS)** Started all 16 games for the fifth-consecutive season as a key contributor to a Jets rushing attack that finished number-one in the NFL, averaging 172.3 yards per game (4.5 yards per rush) and set the Jets single-season rushing record with 2,756 rushing yards...Part of an offensive line in which all five players started 32 consecutive-regular season games together (dating back to the start of the 2008 season) and three postseason games, the longest current streak in the NFL. **POSTSEASON:** Started all three postseason games at left guard. **(Divisional: 1/17 at SD)**...Paved the way as the Jets gained 169 rushing yards...Blocked for Greene's second-consecutive postseason game with more than 100 yards (128) and a touchdown. **(Wild Card: 1/9 at CIN)**...Part of an offensive line that helped clear the way for 171 rushing yards on 41 carries (4.2 avg.), including two rushing touchdowns...Helped Greene rush for 135 yards, which tied him for second-highest rushing total in Jets postseason history, and a touchdown. **SEASON HIGHLIGHTS: (1/3 vs. CIN)**...Part of a unit that helped the Jets gain 257 rushing yards on a season-high 57 carries...Marked the fifth time that season the Jets passed the 200-yard rushing mark. **(12/27 at IND)**...Helped clear the way for the team's 202 rushing yards, including Jones' seventh game of the season with more than 100 yards (105). **(12/13 at TB)**...Helped block for the team's fifth game that season with at least 175 rushing yards...Part of an offensive line that helped the Jets score 26 points, gain 310 yards in 67 offensive plays (4.6 avg.) and maintain possession for 34:06. **(12/3 at BUF)**...Cleared the way for a rushing attack of 249 yards on 43 carries, including Jones' sixth game of the season with more than 100 rushing yards (109). **(10/25 at OAK)**...Contributed to an offensive unit that produced 316 rushing yards, making the Jets the sixth team in NFL history to rush for 300-or-more yards in back-to-back games...Helped the team score four rushing touchdowns, the most in a single game since the club registered five vs. NE, 09/26/93. **(10/18 vs. BUF)**...Keyed a Jets ground game that produced the second-highest rushing total in franchise history (318 yards on 40 carries)...Helped Jones set a franchise record with 210 rushing yards on 22 carries, including a 71-yard touchdown run (second-longest rushing TD in team history).

**2008 (JETS)** Part of an offensive line in which all five players started all 16 games, as he started all 16 games for the fourth-consecutive season...First-time Pro Bowler Jones, led the AFC in rushing (1,312 yards) as the Jets finished ninth in rushing in the NFL (125.3 yards per game) and fifth in yards per carry (4.7). **SEASON HIGHLIGHTS: (12/14 vs. BUF)**...Helped pave the way for the Jets 165 yards rushing and 6.5 yards per carry average, including a 47-yard touchdown run by RB Leon Washington. **(11/30 vs. DEN)**...Key to a Jets ground game which averaged 7.5 yards per carry, featuring 138 yards and two touchdowns by Jones. **(11/23 at TEN)**...Played a role in Jets 192-yard rushing performance in victory over previously unbeaten TEN, which included a 61-yard touchdown run by Washington. **(11/9 vs. SL)**...Part of an offensive line led the way for the Jets 206-yard rushing performance on 43 carries, while allowing no sacks in victory. **(10/19 at OAK)**...

Played key role in aiding Jets running backs to rush for season-high 242 yards on 33 carries (7.3 yards per carry).

**2007 (JETS)** Started all 16 games for the third-consecutive season. **SEASON HIGHLIGHTS: (12/2 at MIA)**...Helped pave the way for 163 rushing yards and three rushing touchdowns. **(11/18 vs. PIT)**...Part of the line that led the way for Jones' third 100-yard rushing performance of the season against the number-one ranked defense in the NFL at the time. **(10/14 vs. PHI)**...Part of an offensive line that assisted on Jones' 130-yard rushing performance. **(9/23 vs. MIA)**...Paved the way for Jones' 110 rushing yards on 25 carries.

**2006 (JETS)** Started all 16 games at right guard for the second-consecutive season. **POSTSEASON:** Started the club's Wild Card postseason contest at NE, 01/07/07. **SEASON HIGHLIGHTS: (12/17 at MIN)**...Helped protect QB Chad Pennington as he threw for a career-high 339 yards. **(12/3 at GB)**...Instrumental in the Jets amassing 178 yards rushing, including the only 100-yard rushing performance of RB Cedric Houston's career. **(10/22 vs. DET)**...Helped pave the way for a season-high 221 yards rushing, as six Jets rushed for positive yards, including the second-career 100-yard performance for rookie Washington. **(9/9 at TEN)**...Opened the season at right guard and helped protect Pennington as he threw for 319 yards and two touchdowns.

**2005 (JETS)** Started all 16 games at right guard. **SEASON HIGHLIGHTS: (12/18 at MIA)**...Started his 30th game at right guard and was part of an offensive line that blocked for Brooks Bollinger's career-high 327 passing yards. **(12/11 vs. OAK)**...Part of an offensive line that blocked for 184 rushing yards. **(10/16 at BUF)**...Part of an offensive line that blocked for two rushing touchdowns and 149 rushing yards.

**2004 (JETS)** Started 13 games and two postseason games at right guard, missing three games in the middle of the season due to injury...Started at BUF (11/7) after he was inactive for three games...Part of the Jets line that helped RB Curtis Martin rush for 1,697 yards and 12 touchdowns, winning the NFL rushing title. **POSTSEASON:** Started both of the club's postseason games. **(Wild Card: 1/8 at SD)**...Made his postseason debut as the team gained 126 yards on the ground and 279 yards passing in the overtime win. **SEASON HIGHLIGHTS: (1/2 at SL)**...Helped pave the way for Martin's ninth 100-yard game of the season and 42nd as a Jet when he rushed for 153 yards in the regular-season finale, a 32-29 OT loss. **(12/19 vs. SEA)**...Member of an offensive line that helped rack up 482 total yards (229 rushing, 253 passing) in the 37-14 win...The line did not allow a sack for the fifth game of the season. **(11/7 at BUF)**...Started the first of his current 105 consecutive games started streak. **(9/12 vs. CIN)**...Started at right guard and was part of a line that helped to gain 438 yards of total offense and open holes for Martin's 196 yards on the ground.

**2003 (JETS)** Landed on the practice squad after training camp, then signed to the active roster on 10/22...Was inactive for seven games before playing in the last three games, starting one. **SEASON HIGHLIGHTS: (12/28 at MIA)**...Started for the first time in his career as he made the start at left guard. **(12/14 vs. PIT)**...Made NFL debut.

## FIRSTS:

- First Game:** NYJ vs. PIT, 12/14/03 (W, 6-0)  
**First Start:** NYJ at MIA, 12/28/03 (L, 21-23) (Started at left guard)  
**First Career 100-yard Rusher Blocked for:** NYJ vs. CIN, 09/12/04 (RB Curtis Martin, 29 carries for 196 yards)



## BEFORE THE NFL

- In 46 games as a defensive tackle for Illinois, he recorded 155 tackles (96 solos) with 13 sacks and 23 tackles-for-loss.
- Three-year starter who was named an All-Big Ten selection in his senior season.
- Led the Northwest Conference with 15 sacks and led the team with 91 tackles as a senior defensive end at West Side (IN) HS, where he also played offensive guard.
- All-Northwest pick on offense and defense, who was named to the Indiana Football Coaches Association Top 50 All-State squad and the all-area team by the *Hammond Times* and *Gary Post-Tribune*.
- Helped lead West Side HS to the 1996 Northwest Conference title.



## OFF THE FIELD

- Graduated from Illinois with a degree in English in May 2002.
- Hosted a charity golf marathon in 2010 to support the Jack & Jill Late Stage Cancer Foundation.
- Enrolled in the NFL's Business Management and Entrepreneurial Program at Harvard Business School in February, 2010.
- Appeared at PS 46 – The Alley Pond School in 2010 to announce the donation of 13 SMART Board interactive whiteboards by Jets and Tequipment as part of the PENCIL Partnership Program.
- Participated in the NFL's Continuing Education Program in 2005 at the prestigious Wharton Sports Business Initiative and Wharton Executive Education at the University of Pennsylvania...The program focused on personal investments, as well as entrepreneurial opportunities.
- Also lettered four times in wrestling and three times in track and field in high school.
- He and his wife, Regina, have a daughter, Mikayla, and a son, Isaiah.

## New York Jet 100-yard Rushing Games with Moore as a Starter

Player	Date	Opp	Att	Yds	Avg
Curtis Martin	09/12/04	CIN	29	196	6.8
Curtis Martin	09/19/04	at SD	32	119	3.7
Curtis Martin	10/03/04	at MIA	24	110	4.6
Curtis Martin	11/14/04	BLT	28	119	4.3
Curtis Martin	12/05/04	HST	23	134	5.8
Curtis Martin	12/19/04	SEA	24	134	5.6
Curtis Martin	01/02/05	at SL	28	153	5.5
Curtis Martin	10/16/05	at BUF	18	148	8.2
Leon Washington	10/08/06	at JAX	23	101	4.4
Leon Washington	10/22/06	DET	20	129	6.5
Cedric Houston	12/03/06	at GB	22	105	4.8
Thomas Jones	09/23/07	MIA	25	110	4.4
Thomas Jones	10/14/07	PHI	24	130	5.4
Thomas Jones	11/18/07	PIT	30	117	3.9
Thomas Jones	12/09/07	CLV	24	106	4.4
Thomas Jones	09/07/08	at MIA	22	101	4.6
Thomas Jones	10/19/08	at OAK	24	159	6.6
Thomas Jones	11/09/08	SL	26	149	5.7
Thomas Jones	11/13/08	at NE	30	104	3.5
Thomas Jones	11/30/08	DEN	16	138	8.6
Thomas Jones	09/13/09	at HST	20	107	5.4
Thomas Jones	10/18/09	BUF	22	210	9.5
<b>Shonn Greene</b>	<b>10/25/09</b>	<b>at OAK</b>	<b>19</b>	<b>144</b>	<b>7.6</b>
Thomas Jones	10/25/09	at OAK	26	121	4.7
Thomas Jones	11/01/09	MIA	27	102	3.8
Thomas Jones	11/22/09	at NE	21	103	4.9
Thomas Jones	12/03/09	at BUF	23	109	4.7
Thomas Jones	12/27/09	at IND	23	105	4.6
<b>Shonn Greene</b>	<b>01/09/10</b>	<b>at CIN*</b>	<b>21</b>	<b>135</b>	<b>6.4</b>
<b>Shonn Greene</b>	<b>01/17/10</b>	<b>at SD*</b>	<b>23</b>	<b>128</b>	<b>5.6</b>
<b>LaDainian Tomlinson</b>	<b>10/03/10</b>	<b>at BUF</b>	<b>19</b>	<b>133</b>	<b>7.0</b>
<b>Shonn Greene</b>	<b>10/03/10</b>	<b>at BUF</b>	<b>22</b>	<b>117</b>	<b>5.3</b>
<b>Joe McKnight</b>	<b>01/02/11</b>	<b>BUF</b>	<b>32</b>	<b>158</b>	<b>4.9</b>

\*POSTSEASON

**Bold** = Current Jets Player

## All-Time New York Jets Postseason Games Played

Player	G	Wins	Losses	Pct
Shaun Ellis	12	6	6	50.0%
Bryan Thomas	11	6	5	54.5%
Jerricho Cotchery	9	5	4	55.6%
James Dearth	9	4	5	44.4%
Brandon Moore	9	5	4	55.6%



# 82

TIGHT END

HEIGHT: 6'4"

WEIGHT: 270

AGE: 26 (as of opening weekend)

HOMETOWN: West Endfield, ME

HIGH SCHOOL: Penobscot Valley (ME) HS

COLLEGE: Maine

HOW ACQUIRED: Waivers (TEN, 9/6/09)

EXPERIENCE: NFL: 3rd • JETS: 3rd

## Matt MULLIGAN

NY Jets Media Guide 2011

### NY

## CAREER HIGHLIGHTS

- Appeared in 18 career games, with starts at TB, 12/13/09, and vs. BLT, 09/13/10...Caught one pass for two yards...Appeared in four of the six postseason games the last two seasons after he was declared inactive at NE, 01/16/11, and at PIT, 01/23/11.

### NY

## CAREER TRANSACTIONS

- 12/02/09, NYJ, Signed from NYJ Practice Squad
- 09/24/09, NYJ, Signed, Practice Squad
- 09/22/09, NYJ, Waived
- 09/06/09, NYJ, Claimed off Waivers (TEN)
- 09/05/09, TEN, Waived
- 01/12/09, TEN, Signed, Reserve/Future
- 11/19/08, TEN, Signed, Practice Squad
- 11/04/08, MIA, Terminated from Practice Squad
- 09/01/08, MIA, Signed, Practice Squad
- 08/30/08, MIA, Waived
- 05/02/08, MIA, Signed, Undrafted FA

### NY

## SEASON-BY-SEASON REVIEW

- **2010 (JETS)** Appeared in 14 games on offense and special teams, making a start in the season opener vs. BLT, 09/13, as the team opened in a two-tight end set...Saw action on both offense and special teams in the Wild Card win and was inactive for both the Divisional and Championship rounds.
- **2009 (JETS)** Joined the team as a waiver claim following 53-man roster cutdowns...Activated from the practice squad prior to the Thursday Night Game at BUF (in Toronto) and saw action in the final five regular-season games (making one start) and all three postseason contests...Caught one pass for two yards. **POST-SEASON:** Saw action in all three postseason contests. **SEASON HIGHLIGHTS: (12/13 at TB)**...Started for the first time in his

career as he joined both Dustin Keller and Ben Hartsock in three tight end set...Caught his first pass, a two-yard reception from QB Mark Sanchez. **(12/3 at BUF)**...Named game captain as he made his NFL debut appearing on special teams.

## FIRSTS:

First Game: NYJ at BUF (Toronto), 12/03/09 (W, 19-13)  
 First Start: NYJ at TB, 12/13/09 (W, 26-3)

### NY

## BEFORE THE NFL

- Played 21 games, with 18 starts games for the University of Maine (2006-07) and caught 23 passes for 268 yards and two touchdowns.
- Prior to playing at Maine, played one season (2004) at Husson College in Bangor (ME) before transferring.

### NY

## OFF THE FIELD

- Majored in business administration at Maine.
- Attended Penobscot Valley High School in Howland, ME but did not play football...Was an honorable-mention all-state selection in both basketball and soccer.
- Attended the United Way Gridiron Gala and visited the Goryeb Children's Hospital at Morristown (NJ) Memorial.
- Attended the Jets Taste of the NFL in New York City dedicated to fighting hunger in the New York metropolitan area.



# 97

LINEBACKER

HEIGHT: 6'4"

WEIGHT: 265

AGE: 30 (as of opening weekend)

HOMETOWN: Douglasville, GA

HIGH SCHOOL: Lithia Springs (GA) HS

COLLEGE: Wake Forest

HOW ACQUIRED: UFA (ARZ, 3/4/8)

EXPERIENCE: NFL: 9th • JETS: 4th

## Calvin PACE

NY Jets Media Guide 2011

**NY**

### CAREER HIGHLIGHTS

- Paced the Jets in sacks for consecutive seasons with a career-best eight in 2009 and seven in 2008...His 2009 totals came despite missing the first four games of the season.
- In 2008, set career single-season highs for forced fumbles (5) and fumble recoveries (4) which exceeded his career totals entering the season.
- Started all 16 games in 2007 for the first time in his career, establishing career highs with 106 tackles.

**NY**

### CAREER TRANSACTIONS

- 09/05/09, NYJ, Reserve/Suspended
- 03/04/08, NYJ, Signed, UFA (ARZ)
- 10/18/05, ARZ, Reserve/Non-Football Injury
- 04/26/03, ARZ, D1b (18)

### DID YOU KNOW?

Calvin Pace, initially a first-round draft pick of the Cardinals in 2003, joined the Jets in 2008 and has played in more wins (including postseason) in his three seasons with the Jets (27) than he did in his five seasons with the Cardinals (23).

**NY**

### SEASON-BY-SEASON REVIEW

**2010 (JETS)** Missed the first four games of the season with foot injury...Started 11 of the 12 regular-season games in which he played finishing second on the club with 5.5 sacks...Recorded the second interception of his career and first since 2007. **POSTSEASON:** Started just one of the three postseason contests as the Jets opened with an extra defensive back in the first two postseason games...Registered sacks in all three postseason games, the first postseason sacks of his career. **(AFC Championship: 1/23 at PIT)**...Posted his third-consecutive postseason game and fourth-consecutive game with a sack when he dropped QB Ben Roethlisberger for a seven-yard loss. **(Divisional: 1/16 at NE)**...Brought down QB Tom Brady for a 12-yard loss, forcing a fumble. **(Wild Card: 1/9 at IND)**...Notched the first postseason sack of his career, dropping QB Peyton Manning for a six-yard loss. **SEASON HIGHLIGHTS: (1/2 vs. BUF)**...Recorded the second interception of his career, picking off QB Brian Brohm for a one-yard return, his first interception since he picked off QB Jason Campbell at

WAS, 10/21/07...Registered a career-high three passes defended and a two-yard sack of Brohm. **(12/12 vs. MIA)**...Sacked QB Chad Henne for a four-yard loss, forcing a fumble that would be recovered by DT Sione Pouha. **(10/11 vs. MIN)**...Made his season debut after missing the first four games with an injury and registered a season-high 1.5 sacks.

**2009 (JETS)** Led the NFL's top-ranked defense and set a career-high in sacks with 8.0, despite missing the first four games of the season...Started all 12 games in which he played and recorded 67 tackles, one pass defended and three forced fumbles. **POSTSEASON:** Started all three postseason contests, registering 14 tackles and a forced fumble. **(AFC Championship: 1/24 at IND)**...Recorded a postseason career-best seven tackles, including one where he hit RB Joseph Addai in the backfield, forcing a fumble that was recovered by S Jim Leonhard. **(Wild Card: 1/9 at CIN)**...Registered six tackles as he made his postseason debut in his seventh season in the NFL. **SEASON HIGHLIGHTS: (1/3 vs. CIN)**...Set a single-season career high (8.0) when he sacked reserve QB J.T. O'Sullivan. **(12/27 at IND)**...Helped the Jets take the lead in the third quarter, when he strip-sacked reserve QB Curtis Painter...The fumble was recovered for a touchdown by DE Marques Douglas which put the Jets ahead 16-15 (prior to two-point conversion). **(12/13 at TB)**...Led the team with a career-best 11 tackles and sacked QB Josh Freeman for a loss of six yards. **(11/29 vs. CAR)**...Helped hold the NFL's third-best rushing offense to 75 total yards on the ground and added a 12-yard sack of QB Jake Delhomme. **(10/25 at OAK)**...Awarded game ball after recording three sacks, one of starting QB JaMarcus Russell and two of reserve QB Bruce Gradkowski...Forced two fumbles, one by each quarterback...Finished the game with eight tackles and a pass defended.

**2008 (JETS)** Started all 16 games at outside linebacker for the second-consecutive season...Accumulated 67 tackles, seven sacks, four fumble recoveries, five forced fumbles, 12 tackles-for-loss, nine quarterback hurries and three passes defended...Returned one fumble recovery for a touchdown...Contributed one special teams tackle...Selected as a third alternate for the Pro Bowl...Led team in fumble recoveries and tackles-for-loss, tied for team honors in forced fumbles, ranked second in sacks, tied for third in quarterback hurries and ranked fourth in tackles...Established career highs for forced fumbles and fumble recoveries...Five forced fumbles exceeded his career total prior to the 2008 season and four fumble recoveries matched his career total. **SEASON HIGHLIGHTS: (12/28 vs. MIA)**...Registered fifth forced fumble of the season when he knocked the ball loose from TE Joey Haynos. **(12/14 vs. BUF)**...Registered two sacks of QB J.P. Losman, marking his third-career game with two sacks...Notched a forced fumble of Losman on the second sack. **(11/9 vs. SL)**...Scored his first NFL touchdown on 50-yard fumble return after S Abram Elam

knocked the ball loose from QB Marc Bulger...Split a sack of Bulger with LB Eric Barton. **(10/12 vs. CIN)**...Produced his second-consecutive game with a sack, fumble recovery and forced fumble...Recovered a QB Ryan Fitzpatrick fumble after a CB Hank Poteat sack...Later sacked Fitzpatrick, forcing a fumble. **(9/28 vs. ARZ)**...Sacked QB Kurt Warner, knocking the ball loose before it was recovered by LB David Harris...Recovered a Warner fumble caused by a LB David Bowens sack. **(9/7 at MIA)**...Recorded a sack of QB Chad Pennington in his Jets debut.

**2007 (ARZ)** Started every game at linebacker, recording 6.5 sacks and a career-best 106 tackles...Registered his first-career interception to go with six pass breakups, a forced fumble and two fumble recoveries...Logged six special teams tackles. **SEASON HIGHLIGHTS: (12/23 vs. ATL)**...Recorded a season-high 10 tackles and a sack of QB Chris Redman. **(11/11 vs. DET)**...Led club with 2.5 sacks of QB Jon Kitna, including a strip-sack in which he also recovered the fumble...Part of a defensive unit that held DET to modern-era record -18 yards rushing. **(10/21 at WAS)**...Picked off QB Jason Campbell for his first-career interception and returned it 14 yards to set up a touchdown in an eventual two-point win...Also notched sack of Campbell.

**2006 (ARZ)** Converted from defensive end to linebacker during the offseason...Appeared in all 16 games for the first time since his 2003 rookie campaign, earning five starts at outside linebacker...Contributed 27 tackles, one sack, two forced fumbles and one pass defended...Responsible for 11 tackles and a blocked field-goal on special teams. **SEASON HIGHLIGHTS: (9/17 at SEA)**...Blocked a K Josh Brown field goal attempt in the second quarter. **(9/10 vs. SF)**...Started first game at linebacker after converting from defensive end...Forced a fumble by TE Vernon Davis.

**2005 (ARZ)** Played in five games and earned one start before being placed on the reserve/non-football injury list (10/19)...Recorded 11 tackles and one sack. **SEASON HIGHLIGHTS: (10/2 vs. SF)**...Split sacks of both QBs Tim Rattay and Alex Smith with LB Bertrand Berry...Later recovered a fumble by Rattay, after Rattay was stripped on another sack by Berry, before Berry subsequently fumbled when he was hit by RB Fred Beasley.

**2004 (ARZ)** Played in 14 games, recording 4.5 sacks, 12 tackles, one forced fumble, five passes defended and four special teams tackles. **SEASON HIGHLIGHTS: (10/10 at SF)**...Recorded two sacks of Rattay, his first-career game with multiple sacks.

**2003 (ARZ)** Started all 16 games at right defensive end as a rookie...Collected 32 tackles, one sack and one fumble recovery. **SEASON HIGHLIGHTS: (10/26 vs. SF)**...Took down QB Jeff Garcia for his first NFL sack...Recovered a fumble when LB Ronald McKinnon stripped RB Kevan Barlow. **(9/7 at DET)**...Started in his NFL debut and led the defensive line with four tackles and two hurries.

## FIRSTS:

<b>First Game:</b>	ARZ at DET, 09/07/03 (L, 24-42)
<b>First NYJ Game:</b>	at MIA, 09/07/08 (W, 20-14)
<b>First Start:</b>	ARZ at DET, 09/07/03 (L, 24-42)
<b>First NYJ Start:</b>	at MIA, 09/07/08 (W, 20-14)
<b>First Sack:</b>	ARZ vs. SF, 10/26/03 (QB Jeff Garcia)
<b>First NYJ Sack:</b>	at MIA, 09/07/08 (QB Chad Pennington)
<b>First INT:</b>	ARZ at WAS, 10/21/07 (QB Jason Campbell)
<b>First NYJ INT:</b>	vs. BUF, 01/02/11 (QB Brian Brohm)
<b>First TD:</b>	NYJ vs. SL, 11/09/08 (50-yard fumble return after Marc Bulger fumble)
<b>First Block:</b>	ARZ at SEA, 09/17/06 (K Josh Brown 30-yard Field Goal)

## NY

## BEFORE THE NFL

- Career numbers at Wake Forest include 189 total tackles (116 solos), five forced fumbles and a fumble recovery in 42 appearances with 33 starts...Finished as the all-time tackles-for-loss leader at Wake Forest with 74...Finished second on the all-time list with 29 sacks.
- Senior All-America pick, the 14th in school history, and two-time All-ACC selection.
- Played outside linebacker and quarterback as a three-year starter at Lithia Springs HS in Douglasville, GA.
- Finished senior campaign with 88 total tackles, five forced fumbles and three fumble recoveries.
- Earned all-Region and County Defensive Player of the Year honors in 1997.

## NY

## OFF THE FIELD

- Full name is Calvin Lamar Pace.
- Sociology major at Wake Forest.
- Attended the Jets Taste of the NFL in New York City dedicated to fighting hunger in the New York metropolitan area.
- Worked with teammates and Jets Chairman and CEO Woody Johnson through the Interfaith Food Pantry to unload and hand out turkeys to people in need for Thanksgiving at Saint Margaret's Church of Scotland in Morristown, NJ in November 2008.
- Participated in the *The Star-Ledger* Junior Reporter program in 2008, which motivates participation in classes with dozens of hands-on activities.
- Handed out toys to underprivileged children during the holiday season in 2008.
- Father, Calvin, Sr. is on the Atlanta Police force.
- Mother, Nancy, and sister, Simone.
- Also played basketball in high school and enjoys golf, tennis and cooking.

## Calvin Pace's Career Statistics

Year	Team	P	S	TT	S	A	Sk	Yds	Int	Yds	Lg	TD	PD	FF	FR	Yds	TD
2003	ARZ	16	16	32	21	11	1.0	2.0	0	0	0	0	0	0	1	0	0
2004	ARZ	14	0	12	7	5	4.5	23.0	0	0	0	0	5	2	0	0	0
2005	ARZ	5	1	11	7	4	1.0	6.0	0	0	0	0	0	0	1	0	0
2006	ARZ	16	5	27	21	6	1.0	6.0	0	0	0	0	1	2	0	0	0
2007	ARZ	16	16	106	81	25	6.5	44.0	1	14	14	0	6	1	2	4	0
2008	Jets	16	16	67	37	30	7.0	44.5	0	0	0	0	3	5	4	50	1
2009	Jets	12	12	67	43	24	8.0	63.0	0	0	0	0	1	3	0	0	0
2010	Jets	12	12	56	36	20	5.5	21.5	1	1	1	0	3	1	0	0	0
<b>Career Totals</b>		<b>107</b>	<b>78</b>	<b>378</b>	<b>253</b>	<b>125</b>	<b>34.5</b>	<b>210</b>	<b>2</b>	<b>15</b>	<b>14</b>	<b>0</b>	<b>19</b>	<b>14</b>	<b>8</b>	<b>54</b>	<b>1</b>

## Additional Statistics

**Special Teams Tackles:** 22 (career): 1 (2008); 6 (2007); 11 (2006); 4 (2004)

## Career Bests

**Tackles:** 11 (12/13/09 at TB)

**Solo Tackles:** 9 (twice, last: 11/4/07 at TB)

**Passes Defensed:** 3 (twice, last 1/2/11 vs. BUF)

**Sacks:** 3 (10/25/09 at OAK)

**Forced Fumbles:** 2 (10/25/09 at OAK)

## Career Postseason

Year	Team	P	S	TT	S	A	Sk	Yds	Int	Yds	Lg	TD	PD	FF	FR	Yds	TD
2009	Jets	3	3	14	10	4	0	0	0	0	0	0	0	0	0	0	0
2010	Jets	3	1	19	15	4	3	25	0	0	0	0	0	0	0	0	0
<b>Totals</b>		<b>6</b>	<b>4</b>	<b>33</b>	<b>25</b>	<b>8</b>	<b>3</b>	<b>25</b>	<b>0</b>	<b>0</b>	<b>0</b>	<b>0</b>	<b>0</b>	<b>0</b>	<b>0</b>	<b>0</b>	<b>0</b>

## Career Postseason Bests

**Tackles:** 9 (1/23/11 at PIT)

**Solo Tackles:** 7 (1/23/11 at PIT)

**Sacks:** 1 (twice, last 1/16/11 at NE)

**Forced Fumbles:** 1 (1/16/11 at NE)

## 2010 New York Jets

Date	Opp	P	S	TT	S	A	Sk	Yds	Int	Yds	Lg	TD	PD	FF	FR	Yds	TD
9/13	BLT																
9/19	NE																
9/26	@MIA																
10/3	@BUF																
10/11	MIN	1	1	3	1	2	1.5	11.5	-	-	-	-	-	-	-	-	-
10/17	@DEN	1	1	6	3	3	-	-	-	-	-	-	-	-	-	-	-
10/31	GB	1	1	4	3	1	-	-	-	-	-	-	-	-	-	-	-
11/7	@DET	1	1	8	3	5	-	-	-	-	-	-	-	-	-	-	-
11/14	@CLV	1	1	7	4	3	1.0	0.0	-	-	-	-	-	-	-	-	-
11/21	HST	1	1	2	1	1	-	-	-	-	-	-	-	-	-	-	-
11/25	CIN	1	1	5	4	1	1.0	4.0	-	-	-	-	-	-	-	-	-
12/6	@NE	1	1	5	4	1	-	-	-	-	-	-	-	-	-	-	-
12/12	MIA	1	1	6	4	2	1.0	4.0	-	-	-	-	-	1	-	-	-
12/19	@PIT	1	1	5	4	1	-	-	-	-	-	-	-	-	-	-	-
12/26	@CHI	1	1	4	4	0	-	-	-	-	-	-	-	-	-	-	-
1/2	BUF	1	1	1	1	0	1.0	2.0	1	1	1	0	3	-	-	-	-
<b>2010 Totals</b>		<b>12</b>	<b>12</b>	<b>56</b>	<b>36</b>	<b>20</b>	<b>5.5</b>	<b>21.5</b>	<b>1</b>	<b>1</b>	<b>1</b>	<b>0</b>	<b>3</b>	<b>1</b>	<b>0</b>	<b>0</b>	<b>0</b>

## 2010 Postseason

Date	Opp	P	S	TT	S	A	Sk	Yds	Int	Yds	Lg	TD	PD	FF	FR	Yds	TD
1/8	@IND	1	0	5	5	0	1.0	6.0	-	-	-	-	-	-	-	-	-
1/16	@NE	1	0	5	3	2	1.0	12.0	-	-	-	-	-	1	-	-	-
1/23	@PIT	1	1	9	7	2	1.0	7.0	-	-	-	-	-	-	-	-	-
<b>Totals</b>		<b>3</b>	<b>1</b>	<b>19</b>	<b>15</b>	<b>4</b>	<b>3.0</b>	<b>25.0</b>	<b>0</b>	<b>0</b>	<b>0</b>	<b>0</b>	<b>0</b>	<b>0</b>	<b>0</b>	<b>0</b>	<b>0</b>

## 2009 New York Jets

Date	Opp	P	S	TT	S	A	SK	YDS	INT	YDS	LG	TD	PD	FF	FR	YDS	TD
9/13	at HST																
9/20	NE																
9/27	TEN																
10/4	at NO																
10/12	at MIA	1	1	9	7	2	-	-	-	-	-	-	-	-	-	-	-
10/18	BUF	1	1	7	4	3	-	-	-	-	-	-	-	-	-	-	-
10/25	at OAK	1	1	8	5	3	3.0	14.0	-	-	-	-	1	2	-	-	-
11/1	MIA	1	1	6	3	3	-	-	-	-	-	-	-	-	-	-	-
11/15	JAX	1	1	2	1	1	1.0	4.0	-	-	-	-	-	-	-	-	-
11/22	at NE	1	1	4	1	3	-	-	-	-	-	-	-	-	-	-	-
11/29	CAR	1	1	6	4	2	1.0	12.0	-	-	-	-	-	-	-	-	-
12/3	at BUF	1	1	3	3	0	-	-	-	-	-	-	-	-	-	-	-
12/13	at TB	1	1	11	6	5	1.0	6.0	-	-	-	-	-	-	-	-	-
12/20	ATL	1	1	2	2	0	-	-	-	-	-	-	-	-	-	-	-
12/27	at IND	1	1	7	5	2	1.0	10.0	-	-	-	-	-	1	-	-	-
1/3	CIN	1	1	2	2	0	1.0	8.0	-	-	-	-	-	-	-	-	-
<b>Totals</b>		<b>12</b>	<b>12</b>	<b>67</b>	<b>43</b>	<b>24</b>	<b>8.0</b>	<b>54.0</b>	<b>0</b>	<b>0</b>	<b>0</b>	<b>0</b>	<b>1</b>	<b>3</b>	<b>0</b>	<b>0</b>	<b>0</b>

## 2009 Postseason

Date	Opp	P	S	TT	S	A	SK	YDS	INT	YDS	LG	TD	PD	FF	FR	YDS	TD
1/9	at CIN	1	1	6	5	1	-	-	-	-	-	-	-	-	-	-	-
1/17	at SD	1	1	1	0	1	-	-	-	-	-	-	-	-	-	-	-
1/24	at IND	1	1	7	5	2	-	-	-	-	-	-	-	-	-	-	-
<b>Totals</b>		<b>3</b>	<b>3</b>	<b>14</b>	<b>10</b>	<b>4</b>	<b>0.0</b>	<b>0.0</b>	<b>0</b>	<b>0</b>	<b>0</b>	<b>0</b>	<b>0</b>	<b>0</b>	<b>0</b>	<b>0</b>	<b>0</b>

## 2008 New York Jets

Date	Opp	P	S	TT	S	A	SK	YDS	INT	YDS	LG	TD	PD	FF	FR	YDS	TD
9/7	at MIA	1	1	4	2	2	1.0	6	-	-	-	-	-	-	-	-	-
9/14	NE	1	1	6	3	3	0.5	1	-	-	-	-	1	-	-	-	-
9/22	at SD	1	1	7	5	2	-	-	-	-	-	-	-	-	-	-	-
9/28	ARZ	1	1	5	3	2	1.0	3	-	-	-	-	-	1	1	0	0
10/12	CIN	1	1	3	3	0	1.0	6	-	-	-	-	-	1	1	0	0
10/19	at OAK	1	1	4	1	3	-	-	-	-	-	-	-	-	-	-	-
10/26	KC	1	1	5	4	1	-	-	-	-	-	-	-	-	-	-	-
11/2	at BUF	1	1	2	2	0	-	-	-	-	-	-	-	-	-	-	-
11/9	SL	1	1	3	0	3	0.5	3.5	-	-	-	-	-	-	1	50	1
11/13	at NE	1	1	5	3	2	-	-	-	-	-	-	-	-	-	-	-
11/23	at TEN	1	1	1	1	0	1.0	7	-	-	-	-	-	1	-	-	-
11/30	DEN	1	1	2	1	1	-	-	-	-	-	-	1	-	-	-	-
12/7	at SF	1	1	4	1	3	-	-	-	-	-	-	1	-	1	0	0
12/14	BUF	1	1	6	4	2	2.0	18	-	-	-	-	-	1	-	-	-
12/21	at SEA	1	1	4	2	2	-	-	-	-	-	-	-	-	-	-	-
12/28	MIA	1	1	6	2	4	-	-	-	-	-	-	-	1	-	-	-
<b>Totals</b>		<b>16</b>	<b>16</b>	<b>67</b>	<b>37</b>	<b>30</b>	<b>7</b>	<b>44.5</b>	<b>0</b>	<b>0</b>	<b>0</b>	<b>0</b>	<b>3</b>	<b>5</b>	<b>4</b>	<b>50</b>	<b>1</b>

## 2007 Arizona Cardinals

Date	Opp	P	S	TT	S	A	SK	YDS	INT	YDS	LG	TD	PD	FF	FR	YDS	TD
9/10	at SF	1	1	5	3	2	-	-	-	-	-	-	1	-	-	-	-
9/16	SEA	1	1	5	5	-	-	-	-	-	-	-	-	-	-	-	-
9/23	at BLT	1	1	4	3	1	-	-	-	-	-	-	1	-	-	-	-
9/30	PIT	1	1	9	7	2	-	-	-	-	-	-	-	-	-	-	-
10/7	at SL	1	1	5	2	3	1.0	4	-	-	-	-	-	-	-	-	-
10/14	CAR	1	1	4	3	1	-	-	-	-	-	-	-	-	-	-	-
10/21	at WAS	1	1	9	9	-	1.0	8	1	14	14	-	-	-	-	-	-
11/4	at TB	1	1	9	9	-	-	-	-	-	-	-	-	-	-	-	-
11/11	DET	1	1	7	5	2	2.5	24	-	-	-	-	-	1	1	0	0
11/18	at CIN	1	1	6	6	-	-	-	-	-	-	-	3	-	-	-	-
11/25	SF	1	1	8	6	2	-	-	-	-	-	-	-	-	-	-	-
12/2	CLV	1	1	6	3	3	-	-	-	-	-	-	1	-	-	-	-
12/9	at SEA	1	1	8	6	2	1.0	3	-	-	-	-	-	-	-	-	-
12/16	at NO	1	1	5	4	1	-	-	-	-	-	-	-	-	1	4	0
12/23	ATL	1	1	10	7	3	1.0	5	-	-	-	-	-	-	-	-	-
12/30	SL	1	1	6	3	3	-	-	-	-	-	-	-	-	-	-	-
<b>Totals</b>		<b>16</b>	<b>16</b>	<b>106</b>	<b>81</b>	<b>25</b>	<b>6.5</b>	<b>44</b>	<b>1</b>	<b>14</b>	<b>14</b>	<b>0</b>	<b>6</b>	<b>1</b>	<b>2</b>	<b>4</b>	<b>0</b>

## 2006 Arizona Cardinals

Date	Opp	P	S	TT	S	A	SK	YDS	INT	YDS	LG	TD	PD	FF	FR	YDS	TD
9/10	SF	1	1	3	3	-	-	-	-	-	-	-	-	1	-	-	-
9/17	at SEA	1	0	1	1	-	-	-	-	-	-	-	-	-	-	-	-
9/24	SL	1	1	3	3	-	-	-	-	-	-	-	-	-	-	-	-
10/1	at ATL	1	1	4	3	1	-	-	-	-	-	-	-	-	-	-	-
10/8	KC	1	1	1	1	-	-	-	-	-	-	-	-	-	-	-	-
10/16	CHI	1	0	-	-	-	-	-	-	-	-	-	-	-	-	-	-
10/22	at OAK	1	0	7	5	2	-	-	-	-	-	-	-	1	-	-	-
10/29	at GB	1	1	3	2	1	-	-	-	-	-	-	-	-	-	-	-
11/12	DAL	1	0	-	-	-	-	-	-	-	-	-	-	-	-	-	-
11/19	DET	1	0	-	-	-	-	-	-	-	-	-	-	-	-	-	-
11/26	at MIN	1	0	-	-	-	-	-	-	-	-	-	-	-	-	-	-
12/3	at SL	1	0	4	2	2	-	-	-	-	-	-	-	-	-	-	-
12/10	SEA	1	0	-	-	-	-	-	-	-	-	-	1	-	-	-	-
12/17	DEN	1	0	-	-	-	-	-	-	-	-	-	-	-	-	-	-
12/24	at SF	1	0	1	1	-	1.0	6.0	-	-	-	-	-	-	-	-	-
12/31	at SD	1	0	-	-	-	-	-	-	-	-	-	-	-	-	-	-
<b>Totals</b>		<b>16</b>	<b>5</b>	<b>27</b>	<b>21</b>	<b>6</b>	<b>1.0</b>	<b>6.0</b>	<b>0</b>	<b>0</b>	<b>0</b>	<b>0</b>	<b>1</b>	<b>2</b>	<b>0</b>	<b>0</b>	<b>0</b>

## 2005 Arizona Cardinals

Date	Opp	P	S	TT	S	A	SK	YDS	INT	YDS	LG	TD	PD	FF	FR	YDS	TD
9/11	at NYG	1	0	2	1	1	-	-	-	-	-	-	-	-	-	-	-
9/18	SL	1	0	1	1	-	-	-	-	-	-	-	-	-	-	-	-
9/25	at SEA	1	0	1	1	-	-	-	-	-	-	-	-	-	-	-	-
10/2	SF	1	0	3	1	2	1.0	6.0	-	-	-	-	-	-	1	0	0
10/9	CAR	1	1	4	3	1	-	-	-	-	-	-	-	-	-	-	-
10/19 - Placed on the Reserve/Non-Football Injury List																	
<b>Totals</b>		<b>5</b>	<b>1</b>	<b>11</b>	<b>7</b>	<b>4</b>	<b>1.0</b>	<b>6.0</b>	<b>0</b>	<b>0</b>	<b>0</b>	<b>0</b>	<b>0</b>	<b>0</b>	<b>1</b>	<b>0</b>	<b>0</b>

## 2004 Arizona Cardinals

Date	Opp	P	S	TT	S	A	SK	YDS	INT	YDS	LG	TD	PD	FF	FR	YDS	TD
9/12	at SL	1	0	-	-	-	-	-	-	-	-	-	-	-	-	-	-
9/19	NE	1	0	-	-	-	-	-	-	-	-	-	-	-	-	-	-
9/26	at ATL	1	0	-	-	-	1.0	6.0	-	-	-	-	-	1	-	-	-
10/3	NO	1	0	1	1	0	1.0	4.0	-	-	-	-	1	1	-	-	-
10/10	at SF	1	0	2	2	0	2.0	8.0	-	-	-	-	2	-	-	-	-
10/24	SEA	1	0	-	-	-	-	-	-	-	-	-	1	-	-	-	-
10/31	at BUF	1	0	2	0	2	-	-	-	-	-	-	-	-	-	-	-
11/7	at MIA	1	0	-	-	-	-	-	-	-	-	-	-	-	-	-	-
11/14	NYG	1	0	-	-	-	-	-	-	-	-	-	-	-	-	-	-
11/21	at CAR	1	0	2	1	1	-	-	-	-	-	-	-	-	-	-	-
11/28	NYJ	1	0	1	0	1	0.5	4.0	-	-	-	-	-	-	-	-	-
12/5	at DET	1	0	-	-	-	-	-	-	-	-	-	1	-	-	-	-
12/12	SF	1	0	1	0	1	-	-	-	-	-	-	-	-	-	-	-
12/19	SL								INACTIVE								
12/26	at SEA								INACTIVE								
1/2	TB	1	0	3	3	0	-	-	-	-	-	-	-	-	-	-	-
<b>Totals</b>		<b>14</b>	<b>0</b>	<b>12</b>	<b>7</b>	<b>5</b>	<b>4.5</b>	<b>22</b>	<b>0</b>	<b>0</b>	<b>0</b>	<b>0</b>	<b>5</b>	<b>2</b>	<b>0</b>	<b>0</b>	<b>0</b>

## 2003 Arizona Cardinals

Date	Opp	P	S	TT	S	A	SK	YDS	INT	YDS	LG	TD	PD	FF	FR	YDS	TD
9/7	at DET	1	1	4	4	0	-	-	-	-	-	-	-	-	-	-	-
9/14	SEA	1	1	4	1	3	-	-	-	-	-	-	-	-	-	-	-
9/21	GB	1	1	3	1	2	-	-	-	-	-	-	-	-	-	-	-
9/28	at SL	1	1	1	1	0	-	-	-	-	-	-	-	-	-	-	-
10/5	at DAL	1	1	1	1	0	-	-	-	-	-	-	-	-	-	-	-
10/12	BLT	1	1	1	1	0	-	-	-	-	-	-	-	-	-	-	-
10/26	SF	1	1	5	4	1	1.0	2	-	-	-	-	-	-	1	0	0
11/2	CIN	1	1	1	1	0	-	-	-	-	-	-	-	-	-	-	-
11/9	at PIT	1	1	2	1	1	-	-	-	-	-	-	-	-	-	-	-
11/16	at CLV	1	1	3	2	1	-	-	-	-	-	-	-	-	-	-	-
11/23	SL	1	1	1	1	0	-	-	-	-	-	-	-	-	-	-	-
11/30	at CHI	1	1	-	-	-	-	-	-	-	-	-	-	-	-	-	-
12/7	at SF	1	1	3	1	2	-	-	-	-	-	-	-	-	-	-	-
12/14	CAR	1	1	-	-	-	-	-	-	-	-	-	-	-	-	-	-
12/21	at SEA	1	1	1	-	1	-	-	-	-	-	-	-	-	-	-	-
12/28	MIN	1	1	2	2	0	-	-	-	-	-	-	-	-	-	-	-
<b>Totals</b>		<b>16</b>	<b>16</b>	<b>32</b>	<b>21</b>	<b>11</b>	<b>1.0</b>	<b>2</b>	<b>0</b>	<b>0</b>	<b>0</b>	<b>0</b>	<b>0</b>	<b>0</b>	<b>1</b>	<b>0</b>	<b>0</b>

## Calvin Pace's Career Fumbles

Date	Opp	Qtr	Dwn	Last	LOS	Fumbled	Forced	Recovered	Yds
10/26/03	SF	3	1	SF 39		RB Kevan Bralow	LB Ronald McKinnon	Pace	0
09/26/04	at ATL	3	2	ARZ 20		QB Mike Vick	Pace**	DE Peppi Zellner	0
10/03/04	NO	1	3	NO 18		QB Aaron Brooks	Pace**	Brooks	-
10/02/05	SF	4	1	SF 7		QB Tim Rattay	DE Bertrand Berry**	Pace	0
09/10/06	SF	1	2	SF 39		TE Vernon Davis	Pace	DT Darnell Dockett	0
10/22/06	at OAK	4	2	ARZ 30		QB Marques Tuiasosopo	Pace	Out of Bounds	-
11/11/07	DET	4	3	DET 49		QB Jon Kitna	Pace**	Pace	0
12/16/07	at NO	4	2	NO 35		WR David Patten	CB Ralph Brown	Pace	4
09/28/08	ARZ	2	2	ARZ 43		QB Kurt Warner	Pace**	LB David Harris	0
09/28/08	ARZ	4	1	ARZ 35		QB Kurt Warner	LB David Bowens**	Pace	0
10/12/08	CIN	2	3	CIN 30		QB Ryan Fitzpatrick	CB Hank Poteat**	Pace	0
10/12/08	CIN	3	3	NYJ 49		QB Ryan Fitzpatrick	Pace**	Fitzpatrick	-
11/09/08	SL	1	1	50		QB Marc Bulger	S Abram Elam**	Pace	50t
11/23/08	at TEN	4	3	NYJ 24		QB Kerry Collins	Pace**	T David Stewart	-
12/07/08	at SF	1	2	NYJ 26		RB Michael Robinson	DT Kris Jenkins	Pace	0
12/14/08	BUF	3	3	BUF 45		QB J.P. Losman	Pace**	T Langston Walker	-
12/28/08	MIA	3	2	NYJ 47		TE Joey Haynos	Pace	Haynos	-
10/25/09	at OAK	1	1	OAK 10		QB JaMarcus Russell	Pace**	DE Marques Douglas	0
10/25/09	at OAK	3	3	NYJ 28		QB Bruce Gradkowski	Pace**	DT Mike DeVito	1
12/27/09	at IND	3	1	IND 20		QB Curtis Painter	Pace**	DE Marques Douglas	1t
01/24/10	at IND*	2	1	IND 34		RB Joseph Addai	Pace	S Jim Leonhard	5
12/12/10	MIA	2	2	MIA 38		QB Chad Henne	Pace**	DT Sione Pouha	0
01/16/11	at NE*	3	2	NE 21		QB Tom Brady	Pace**	RB BenJarvus Green-Ellis	-

\*POSTSEASON

\*\*Caused on a sack

## Calvin Pace's Career Sacks

Date	Opp	Qtr	Dwn	Last LOS	Quarterback	Shared With	Yds
10/26/03	SF	2	3	SF 37	Jeff Garcia		2
09/26/04	at ATL	3	2	ARZ 20	Mike Vick**		6
10/03/04	NO	1	3	NO 18	Aaron Brooks		4
10/10/04	at SF	2	2	ARZ 16	Tim Rattay		3
10/10/04	at SF	2	3	ARZ 19	Tim Rattay		5
11/28/04	NYJ	2	3	ARZ 29	Brooks Bollinger	DT Darnell Dockett	8
10/02/05	SF	2	2	SF 33	Tim Rattay	DE Bertrand Berry	6
10/02/05	SF	4	2	ARZ 42	Alex Smith	DE Bertrand Berry	5
12/24/06	at SF	1	3	SF 30	Alex Smith		6
10/07/07	at SL	1	2	ARZ 24	Gus Frerotte		4
10/21/07	at WAS	3	3	ARZ 15	Jason Campbell		8
11/11/07	DET	1	3	DET 26	Jon Kitna**		11
11/11/07	DET	3	1	ARZ 40	Jon Kitna	DE Bertrand Berry	8
11/11/07	DET	4	3	DET 49	Jon Kitna**		5
12/09/07	at SEA	2	3	SEA 8	Matt Hasselbeck		3
12/23/07	ATL	4	1	ATL 35	Chris Redman		5
09/07/08	at MIA	4	1	NYJ 10	Chad Pennington		6
09/14/08	NE	3	3	NE 20	Matt Cassel	CB David Barrett	2
09/28/08	ARZ	2	2	ARZ 43	Kurt Warner**		3
10/12/08	CIN	3	3	NYJ 49	Ryan Fitzpatrick		6
11/09/08	SL	2	1	SL 22	Marc Bulger	LB Eric Barton	7
11/23/08	at TEN	4	3	NYJ 24	Kerry Collins**		7
12/14/08	BUF	2	3	NYJ 43	J.P. Losman		8
12/14/08	BUF	3	3	BUF 45	J.P. Losman**		10
10/25/09	at OAK	1	1	OAK 10	JaMarcus Russell**		6
10/25/09	at OAK	3	3	NYJ 28	Bruce Gradkowski**		5
10/25/09	at OAK	3	3	OAK 24	Bruce Gradkowski		3
11/15/09	JAX	1	1	NYJ 33	David Garrard		4
11/29/09	CAR	3	3	CAR 39	Jake Delhomme		12
12/13/09	at TB	2	1	TB 13	Josh Freeman		6
12/27/09	at IND	3	1	IND 20	Curtis Painter**		10
01/03/10	CIN	3	1	NYJ 18	J.T. O'Sullivan		8
10/11/10	MIN	2	1	MIN 25	Brett Favre		9
10/11/10	MIN	4	1	MIN 46	Brett Favre	DE Shaun Ellis	5
11/14/10	at CLV	4	1	CLV 14	Colt McCoy		0
11/25/10	CIN	4	2	CIN 25	Carson Palmer		4
12/12/10	MIA	2	2	MIA 42	Chad Henne**		4
01/02/11	BUF	2	2	BUF 20	Brian Brohm		2
01/08/11	at IND*	2	2	IND 29	Peyton Manning		6
01/16/11	at NE*	3	2	NE 33	Tom Brady**		12
01/23/11	at PIT*	3	1	NYJ 42	Ben Roethlisberger		7

\*POSTSEASON

\*\*Forced Fumble



# 18

WIDE RECEIVER

HEIGHT: 6'2"

WEIGHT: 205

AGE: 26 (as of opening weekend)

HOMETOWN: Lutz, FL

HIGH SCHOOL: Land O'Lakes (FL) HS

COLLEGE: Minnesota

HOW ACQUIRED: FA (10/8/10)

EXPERIENCE: NFL: 3rd • JETS: 2nd

## Logan PAYNE

NY Jets Media Guide 2011

**NY**

### CAREER HIGHLIGHTS

- Spent time with the practice squads of SEA, DET, KC, MIN and the Jets.
- Inactive for both of the SEA postseason games in 2007.

**NY**

### CAREER TRANSACTIONS

- 01/25/10, NYJ, Signed, Reserve/Future
- 10/09/10, NYJ, Signed, Practice Squad
- 10/06/10, MIN, Terminated from Practice Squad
- 09/06/10, MIN, Signed, Practice Squad
- 09/04/10, MIN, Waived
- 05/21/10, MIN, Signed, FA
- 12/23/09, KC, Signed, Practice Squad
- 10/12/09, DET, Terminated from Practice Squad
- 10/07/09, DET, Signed, Practice Squad
- 09/30/09, SEA, Terminated from Practice Squad
- 09/07/09, SEA, Signed, Practice Squad
- 09/05/09, SEA, Waived
- 09/16/08, SEA, IR
- 01/01/08, SEA, Signed off SEA Practice Squad
- 09/03/07, SEA, Signed, Practice Squad
- 09/01/07, SEA, Waived
- 05/04/07, SEA, Signed, Undrafted FA

**NY**

### SEASON-BY-SEASON REVIEW

**2010 (JETS)** Spent the final 12 games of the season and three postseason games as a member of the Jets practice squad...Signed on 10/09 after his release from the MIN practice squad prior to the Jets Monday Night game vs. MIN, 10/11/10.

**2010 (MIN)** Signed by MIN and spent training camp with the club before joining the MIN practice squad for the season's first four games.

**2009 (SEA, DET and KC)** Joined the SEA practice squad after being waived by the club following 53-man cutdowns...Joined the DET practice squad following his release from the SEA practice squad...After his release from DET practice squad, finished the season as a member of the KC practice squad.

**2008 (SEA)** Started the first two games of the season posting three receptions for 39 yards. Placed on injured reserve with a knee injury on 09/17. **SEASON HIGHLIGHTS: (9/7 at BUF)**...Started as he made his NFL debut catching two passes for 25 yards from QB Matt Hasselbeck, including a career-long 22-yard reception on the first catch of his career.

**2007 (SEA)** Joined the practice squad after 53-man cutdowns for all 16 regular-season games...Signed by SEA to their active roster on 01/01/08. **POSTSEASON:** Joined the club before the postseason but was inactive for both the Wild Card playoff game vs. WAS, 01/05/08, and the Divisional playoff game at GB, 01/12/08.

### FIRSTS:

First Game: SEA at BUF, 09/07/08 (L, 10-34)

First Start: SEA at BUF, 09/07/08 (L, 10-34)

**NY**

### BEFORE THE NFL

- Graduated from Minnesota posting 96 receptions for 804 yards and 11 touchdowns.
- Awarded Academic All-Big Ten his junior year.

**NY**

### OFF THE FIELD

- Earned bachelor's degree in housing studies.



# 79

DEFENSIVE LINE

HEIGHT: 6'8"

WEIGHT: 310

AGE: 26 (as of opening weekend)

HOMETOWN: Lakewood, WA

HIGH SCHOOL: Clover Park (WA) HS

COLLEGE: Washington State

HOW ACQUIRED: Undrafted FA (5/2/08)

EXPERIENCE: NFL: 3rd • JETS: 4th

## Ropati PITOITUA

NY Jets Media Guide 2011

**NY**

### CAREER HIGHLIGHTS

- Has posted six career tackles in his eight career games.

**NY**

### CAREER TRANSACTIONS

- 08/23/10, NYJ, IR
- 12/30/08, NYJ, Signed, Reserve/Future
- 12/16/08, NYJ, IR – Practice Squad
- 09/01/08, NYJ, Signed, Practice Squad
- 08/30/08, NYJ, Waived
- 05/02/08, NYJ, Signed, Undrafted FA

**NY**

### SEASON-BY-SEASON REVIEW

**2010 (JETS)** Spent the entire season on the injured reserve list with an injury sustained during preseason.

**2009 (JETS)** Saw action in all eight games in which he was active, recording six tackles in those contests. **POSTSEASON:** Inactive for all three postseason contests. **SEASON HIGHLIGHTS: (10/18 vs. BUF)...**Recorded the first two tackles of his career. **(9/13 at HST)...** Played in his first career game as part of a defense that did not allow an offensive score.

**2008 (JETS)** Spent the first 15 weeks of the season on the practice squad before being placed on the practice squad injured list on 12/16.

### FIRSTS:

First Game: NYJ at HST, 09/13/09 (W, 24-7)

**NY**

### BEFORE THE NFL

- Played in 36 games, starting 25, amassing 116 tackles, 19 tackles-for-loss and 8.5 sacks in his four seasons at Washington State.
- Named Washington State's Leon Bender Award winner and the squad's Defensive Lineman of the Year as a senior after starting 11 games at tackle and one at defensive end.
- Played both football and basketball at Clover Park (WA) HS, only picking up football in his junior season.
- Lettered twice in football and earned the Seamount League's Defensive Player of the Year award as a senior in 2002.

**NY**

### OFF THE FIELD

- Name pronounced Roe-pot-tee Pi-toe-ee-two-ah.
- Born in Samoa.
- Visited East Side Community High School and met with students ranging from 7th to 12th grade.
- Has an older brother, Maeli, and four sisters, Leutu, twins, Vaiava and Leao, and Runa.
- Was a humanities major at Washington State.

**22**

SAFETY

HEIGHT: 6'2"

WEIGHT: 210

AGE: 27 (as of opening weekend)

HOMETOWN: Houston, TX

HIGH SCHOOL: Westbury (TX) HS

COLLEGE: Oklahoma

HOW ACQUIRED: FA (3/12/10)

EXPERIENCE: NFL: 7th • JETS: 2nd

**Brodney POOL**

NY Jets Media Guide 2011

**NY****CAREER HIGHLIGHTS**

- Started 61 of the 86 games he has appeared in and registered 327 tackles, five sacks, 12 interceptions, one touchdown, 44 passes defended, three forced fumbles, four fumble recoveries and 34 special teams tackles...Has collected 19 tackles, one interception and one pass defended in three-career postseason games, all of which were starts.
- Set a single-season career high with four interceptions in 2009, despite only playing in 11 games.
- Set a CLV record with a 100-yard interception return for a touchdown vs. BLT in 2007.

**NY****CAREER TRANSACTIONS**

- 03/12/10, NYJ, Signed, FA
- 12/02/09, CLV, IR
- 04/23/05, CLV, D2 (34)

**NY****SEASON-BY-SEASON REVIEW**

**2010 (JETS)** Played in 15 games this season, with 12 starts, after missing the opening game with an ankle injury...Registered 63 tackles, one sack, one interception, nine passes defended, one forced fumble and one fumble recovery, added two more tackles on special teams. **POSTSEASON:** Made his playoff debut started all three postseason games, finishing third on the club with 19 tackles...Added one interception and one pass defended. (**AFC Championship: 1/23 at PIT**)...Picked off QB Ben Roethlisberger, returning the ball nine yards...Added six tackles and a pass defended. (**Wild Card: 1/6 at IND**)...Made his postseason debut, collecting six tackles (four solo). **SEASON HIGHLIGHTS: (12/12 vs. MIA)**...Forced a fumble on RB Ronnie Brown that would later be recovered by LB Jason Taylor...Recovered a fumble of his own after an aborted handoff by QB Chad Henne, returning the ball six yards...Added a six-yard sack of Henne, his first as a Jet and fifth of his career. (**12/6 at NE**)...Posted a career-best 11 tackles to lead the club. (**10/3 at BUF**)...Started his first game as Jet, collecting four tackles...Part of a defense that did not allow a third-down conversion in 10 opportunities. (**9/19 vs. NE**)...Made his Jets debut after missing the first game of the season with an ankle injury...Intercepted QB Tom Brady after the pass was deflected by teammate CB Antonio Cromartie...The interception was one of two by the Jets in the game and one of just four on the season by Brady.

**2009 (CLV)** Played in 11 games with 10 starts...Recorded 48 tackles...Tied for the team lead with a career-best four interceptions...Also

added a career-high with 10 passes defended and a sack...Contributed two tackles on special teams. **SEASON HIGHLIGHTS: (11/22 at DET)**...Picked off QB Matthew Stafford for his fourth interception of the season. (**11/1 at CHI**)...Stepped in front of a QB Jay Cutler pass to record the third interception of the season. (**10/18 at PIT**)...Picked off Roethlisberger, returning it 32 yards. (**10/4 vs. CIN**)...Registered a career-high four passes defended and intercepted a QB Carson Palmer pass. (**9/13 vs. MIN**)...Registered his only sack of the season when he brought down QB Brett Favre for a six-yard loss.

**2008 (CLV)** Started all 15 games he played in after missing the season opener, finishing with 65 tackles, one sack, three interceptions, four passes defended, one forced fumble and one fumble recovery. **SEASON HIGHLIGHTS: (11/30 vs. IND)**...Made a key play late in the second quarter when he stuffed QB Peyton Manning on a fourth-and-one from the CLV one-yard line, forcing a fumble in the process. (**11/23 vs. HST**)...Registered his third interception of the season, when he stepped in front of QB Sage Rosenfels pass in the third quarter. (**11/6 vs. DEN**)...Picked off a Jay Cutler pass. (**10/19 at WAS**)...Scooped a RB Clinton Portis fumble that was knocked loose by CB Eric Wright. (**10/13 vs. NYG**)...Intercepted an Eli Manning pass to stop a potential scoring drive.

**2007 (CLV)** Started all 16 games for the first time in his career and finished with a career-best 72 tackles, two interceptions, one of which he returned a CLV-record 100 yards for a touchdown, and four passes defended. **SEASON HIGHLIGHTS: (11/18 at BLT)**...Set a CLV record with a 100-yard interception return for a touchdown off of QB Kyle Boller. (**11/11 at PIT**)...Recorded his first interception of the season off a Roethlisberger pass.

**2006 (CLV)** Played in all 16 games and had eight starts, four at free safety, three at left corner and one at right corner...Collected 54 tackles, one sack, one interception, a career-best 10 passes defended, one forced fumble, two fumble recoveries and 20 special teams tackles. **SEASON HIGHLIGHTS: (11/12 at ATL)**...Recorded his second-career interception off a QB Michael Vick pass. (**10/8 at CAR**)...Made the first start of his career and collected six tackles and a season-high three passes defended. (**9/17 at CIN**)...Notched his second-career sack when he brought down QB Carson Palmer for a seven-yard loss.

**2005 (CLV)** Played in 13 games as a rookie and finished with 25 tackles, one sack, one interception, seven passes defended and 10 special teams tackles. **SEASON HIGHLIGHTS: (11/6 vs. TEN)**...Recorded the first interception of his career when he picked off QB Steve McNair at the two-yard line, as CLV held on for a 20-14 win. (**10/9 vs. CHI**)...Recorded his first-career sack when he got to QB Kyle Orton. (**9/11 vs. CIN**)...Made his NFL debut.

## FIRSTS:

<b>First Game:</b>	CLV vs. CIN, 09/11/05 (L, 13-27)
<b>First NYJ Game:</b>	vs. NE, 09/19/10 (W, 28-14)
<b>First Start:</b>	CLV at CAR, 10/08/06 (L, 20-12)
<b>First NYJ Start:</b>	at BUF, 10/03/10 (W, 38-14)
<b>First INT:</b>	CLV vs. TEN, 11/06/05 (QB Steve McNair)
<b>First NYJ INT:</b>	vs. NE, 09/19/10 (QB Tom Brady)
<b>First Sack:</b>	CLV vs. CHI, 10/09/05 (QB Kyle Orton)
<b>First NYJ Sack:</b>	vs. MIA, 12/12/10 (QB Chad Henne)
<b>First TD:</b>	CLV at BLT, 11/18/07 (100-yard INT return off QB Kyle Boller)



## BEFORE THE NFL

- Two-year starter at Oklahoma who totaled 171 tackles, nine interceptions, 15 tackles for loss, two sacks for 14 yards, 15 passes defended, two forced fumbles and one fumble recovery.
- Appeared in 39 college games, including 25 starts.
- In 2004 as a junior, named *Associated Press* All-Big 12 Confer-

ence first-team choice, adding second-team honors from coaches...Started every game at free safety and led the team with a career-high 92 tackles, nine pass breakups, five tackles for loss, two interceptions, one fumble recovery and one blocked kick.

- Ranked 11th in the nation in 2003 with seven interceptions... Moved into the starting spot at free safety as a sophomore and started all 12 games...Recorded 68 tackles, two sacks, six passes defended, one forced fumble and one blocked kick.
- Attended Westbury High School in Houston, TX and ranked among the top defensive backs in the country.



## OFF THE FIELD

- Majored in communications.
- Father, Robert, played football at Texas A&I.
- Mother, Rose, is the assistant track coach at the University of Texas.
- Participated in the Northern New Jersey ALR Walk With Us to Cure Lupus event in 2010.

### Brodney Pool's Career Statistics

Year	Team	P	S	TT	S	A	Sk	Yds	Int	Yds	Lg	TD	PD	FF	FR	Yds	TD
2005	CLV	13	0	25	17	8	1.0	5.0	1	1	1	0	7	0	2	0	0
2006	CLV	16	8	54	32	22	1.0	7.0	1	0	0	0	10	1	2	0	0
2007	CLV	16	16	71	39	32	0.0	0.0	2	103	100t	1	4	0	0	0	0
2008	CLV	15	15	65	40	25	1.0	6.0	3	45	24	0	4	1	1	0	0
2009	CLV	11	10	48	37	11	1.0	6.0	4	33	32	0	10	0	0	0	0
2010	Jets	15	12	63	35	28	1.0	6.0	1	0	0	0	9	1	1	6	0
<b>Career Totals</b>		<b>86</b>	<b>61</b>	<b>326</b>	<b>200</b>	<b>126</b>	<b>5.0</b>	<b>30.0</b>	<b>12</b>	<b>182</b>	<b>100t</b>	<b>1</b>	<b>44</b>	<b>3</b>	<b>6</b>	<b>6</b>	<b>0</b>

### Additional Statistics

**Special Teams Tackles:** 34 (career); 2 (2010); 2 (2009); 0 (2008); 0 (2007); 20 (2006); 10 (2005)

### Career Bests

**Tackles:** 11 (12/6/10 at NE)

**Interceptions:** 1 (12 times, last 9/19/10 vs. NE)

**Long Interception Return:** 100t (11/18/07 at BLT)

**Passes Defensed:** 4 (10/4/09 vs. CIN)

**Sacks:** 1 (five times, last 12/12/09 vs. MIA)

### Career Postseason

Year	Team	P	S	TT	S	A	Sk	Yds	Int	Yds	Lg	TD	PD	FF	FR	Yds	TD
2010	Jets	3	3	19	13	6	0.0	0.0	1	9	9	0	1	0	0	0	0
<b>Totals</b>		<b>3</b>	<b>3</b>	<b>19</b>	<b>13</b>	<b>6</b>	<b>0.0</b>	<b>0.0</b>	<b>1</b>	<b>9</b>	<b>9</b>	<b>0</b>	<b>1</b>	<b>0</b>	<b>0</b>	<b>0</b>	<b>0</b>

### Career Postseason Bests

**Tackles:** 7 (1/16/11 at NE)

**Interceptions:** 1 (1/23/11 at PIT)

## 2010 New York Jets

Date	Opp	P	S	TT	S	A	Sk	Yds	Int	Yds	Lg	TD	PD	FF	FR	Yds	TD
9/13	BLT																
INACTIVE (ANKLE)																	
9/19	NE	1	0	1	0	1	-	-	1	0	-	-	-	-	-	-	-
9/26	at MIA	1	0	3	2	1	-	-	-	-	-	-	1	-	-	-	-
10/3	at BUF	1	1	4	0	4	-	-	-	-	-	-	-	-	-	-	-
10/11	MIN	1	1	4	2	2	-	-	-	-	-	-	2	-	-	-	-
10/17	at DEN	1	1	7	5	2	-	-	-	-	-	-	-	-	-	-	-
10/31	GB	1	1	2	1	1	-	-	-	-	-	-	-	-	-	-	-
11/7	at DET	1	1	1	1	0	-	-	-	-	-	-	1	-	-	-	-
11/14	at CLV	1	1	4	2	2	-	-	-	-	-	-	-	-	-	-	-
11/21	HST	1	1	5	4	1	-	-	-	-	-	-	-	-	-	-	-
11/25	CIN	1	0	1	0	1	-	-	-	-	-	-	1	-	-	-	-
12/6	at NE	1	1	11	5	6	-	-	-	-	-	-	-	-	-	-	-
12/12	MIA	1	1	6	4	2	1.0	6.0	-	-	-	-	-	1	1	6	-
12/19	at PIT	1	1	7	4	3	-	-	-	-	-	-	2	-	-	-	-
12/26	at CHI	1	1	3	2	1	-	-	-	-	-	-	2	-	-	-	-
1/2	BUF	1	1	4	3	1	-	-	-	-	-	-	-	-	-	-	-
<b>2010 Totals</b>		<b>15</b>	<b>12</b>	<b>63</b>	<b>35</b>	<b>28</b>	<b>1.0</b>	<b>6.0</b>	<b>1</b>	<b>0</b>	<b>0</b>	<b>0</b>	<b>9</b>	<b>1</b>	<b>1</b>	<b>6</b>	<b>0</b>

## 2010 Postseason

Date	Opp	P	S	TT	S	A	Sk	Yds	Int	Yds	Lg	TD	PD	FF	FR	Yds	TD
1/8	at IND	1	1	6	4	2	-	-	-	-	-	-	-	-	-	-	-
1/16	at NE	1	1	7	3	4	-	-	-	-	-	-	-	-	-	-	-
1/23	at PIT	1	1	6	6	0	-	-	1	9	9	0	1	-	-	-	-
<b>Totals</b>		<b>3</b>	<b>3</b>	<b>19</b>	<b>13</b>	<b>6</b>	<b>0.0</b>	<b>0.0</b>	<b>1</b>	<b>9</b>	<b>9</b>	<b>0</b>	<b>1</b>	<b>0</b>	<b>0</b>	<b>0</b>	<b>0</b>

## 2009 Cleveland Browns

Date	Opp	P	S	TT	S	A	SK	YDS	INT	YDS	LG	TD	PD	FF	FR	YDS	TD
9/13	MIN	1	1	4	4	0	1.0	6.0	-	-	-	-	-	-	-	-	-
9/20	at DEN	1	1	6	4	2	-	-	-	-	-	-	-	-	-	-	-
9/27	at BLT	1	1	2	2	0	-	-	-	-	-	-	-	-	-	-	-
10/4	CIN	1	1	6	6	0	-	-	1	0	0	0	4	-	-	-	-
10/11	at BUF	1	1	4	1	3	-	-	-	-	-	-	1	-	-	-	-
10/18	at PIT	1	1	4	2	2	-	-	1	32	32	0	1	-	-	-	-
10/25	GB	1	1	6	4	2	-	-	-	-	-	-	-	-	-	-	-
11/1	at CHI	1	0	5	5	0	-	-	1	1	1	0	1	-	-	-	-
11/16	BLT	1	1	5	4	1	-	-	-	-	-	-	1	-	-	-	-
11/22	at DET	1	1	4	3	1	-	-	1	0	0	0	2	-	-	-	-
11/29	at CIN	1	1	2	2	0	-	-	-	-	-	-	-	-	-	-	-
12/6	SD																
12/2 - Placed on Injured Reserve																	
<b>Totals</b>		<b>11</b>	<b>10</b>	<b>48</b>	<b>37</b>	<b>11</b>	<b>1.0</b>	<b>6</b>	<b>4</b>	<b>33</b>	<b>32</b>	<b>0</b>	<b>10</b>	<b>0</b>	<b>0</b>	<b>0</b>	<b>0</b>

## 2008 Cleveland Browns

Date	Opp	P	S	TT	S	A	SK	YDS	INT	YDS	LG	TD	PD	FF	FR	YDS	TD
9/7	DAL								INACTIVE								
9/14	PIT	1	1	2	2	0	-	-	-	-	-	-	1	-	-	-	-
9/21	at BLT	1	1	6	5	1	-	-	-	-	-	-	-	-	-	-	-
9/28	at CIN	1	1	2	2	0	-	-	-	-	-	-	-	-	-	-	-
10/13	NYG	1	1	5	4	1	-	-	1	24	24	0	-	-	-	-	-
10/19	at WAS	1	1	6	4	2	-	-	-	-	-	-	-	-	1	0	0
10/26	at JAX	1	1	6	1	5	1.0	6.0	-	-	-	-	-	-	-	-	-
11/2	BLT	1	1	5	2	3	-	-	-	-	-	-	-	-	-	-	-
11/6	DEN	1	1	3	2	1	-	-	1	13	13	-	1	-	-	-	-
11/17	at BUF	1	1	3	2	1	-	-	-	-	-	-	1	-	-	-	-
11/23	HST	1	1	5	3	2	-	-	1	8	8	-	-	-	-	-	-
11/30	IND	1	1	3	2	1	-	-	-	-	-	-	-	1	-	-	-
12/7	at TEN	1	1	9	5	4	-	-	-	-	-	-	1	-	-	-	-
12/15	at PHI	1	1	3	2	1	-	-	-	-	-	-	-	-	-	-	-
12/21	CIN	1	1	3	1	2	-	-	-	-	-	-	-	-	-	-	-
12/28	at PIT	1	1	4	3	1	-	-	-	-	-	-	-	-	-	-	-
<b>Totals</b>		<b>15</b>	<b>15</b>	<b>65</b>	<b>40</b>	<b>25</b>	<b>1.0</b>	<b>6.0</b>	<b>3</b>	<b>45</b>	<b>24</b>	<b>0</b>	<b>4</b>	<b>1</b>	<b>1</b>	<b>0</b>	<b>0</b>

## 2007 Cleveland Browns

Date	Opp	P	S	TT	S	A	SK	YDS	INT	YDS	LG	TD	PD	FF	FR	YDS	TD
9/9	PIT	1	1	-	-	-	-	-	-	-	-	-	-	-	-	-	-
9/16	CIN	1	1	3	2	0	-	-	-	-	-	-	-	-	-	-	-
9/23	at OAK	1	1	9	4	5	-	-	-	-	-	-	-	-	-	-	-
9/30	BLT	1	1	3	2	1	-	-	-	-	-	-	1	-	-	-	-
10/7	at NE	1	1	3	2	1	-	-	-	-	-	-	-	-	-	-	-
10/14	MIA	1	1	4	1	3	-	-	-	-	-	-	1	-	-	-	-
10/28	at SL	1	1	4	2	2	-	-	-	-	-	-	-	-	-	-	-
11/4	SEA	1	1	8	5	3	-	-	-	-	-	-	-	-	-	-	-
11/11	at PIT	1	1	5	3	2	-	-	1	3	3	0	-	-	-	-	-
11/18	at BLT	1	1	2	1	1	-	-	1	100	100t	1	-	-	-	-	-
11/25	HST	1	1	4	2	2	-	-	-	-	-	-	1	-	-	-	-
12/2	at ARZ	1	1	6	3	3	-	-	-	-	-	-	1	-	-	-	-
12/9	at NYJ	1	1	8	4	4	-	-	-	-	-	-	-	-	-	-	-
12/16	BUF	1	1	4	4	0	-	-	-	-	-	-	-	-	-	-	-
12/23	at CIN	1	1	5	2	3	-	-	-	-	-	-	-	-	-	-	-
12/30	SF	1	1	4	2	2	-	-	-	-	-	-	-	-	-	-	-
<b>Totals</b>		<b>16</b>	<b>16</b>	<b>72</b>	<b>39</b>	<b>32</b>	<b>0.0</b>	<b>0</b>	<b>2</b>	<b>103</b>	<b>100t</b>	<b>0</b>	<b>4</b>	<b>0</b>	<b>0</b>	<b>0</b>	<b>0</b>

## 2006 Cleveland Browns

Date	Opp	P	S	TT	S	A	SK	YDS	INT	YDS	LG	TD	PD	FF	FR	YDS	TD
9/10	NO	1	0	3	2	1	-	-	-	-	-	-	-	-	-	-	-
9/17	at CIN	1	0	3	2	1	1.0	7.0	-	-	-	-	1	-	-	-	-
9/24	BLT	1	0	-	-	-	-	-	-	-	-	-	1	-	-	-	-
10/1	at OAK	1	0	1	1	0	-	-	-	-	-	-	-	-	-	-	-
10/8	at CAR	1	1	6	4	2	-	-	-	-	-	-	3	-	-	-	-
10/22	DEN	1	0	1	1	0	-	-	-	-	-	-	-	-	-	-	-
10/29	NYJ	1	0	2	2	0	-	-	-	-	-	-	-	-	-	-	-
11/5	at SD	1	0	-	-	-	-	-	-	-	-	-	2	1	1	0	-
11/12	at ATL	1	0	4	4	0	-	-	1	0	0	0	2	-	-	-	-
11/19	PIT	1	1	7	4	3	-	-	-	-	-	-	-	-	-	-	-
11/26	CIN	1	1	6	2	4	-	-	-	-	-	-	-	-	-	-	-
12/3	KC	1	1	4	1	3	-	-	-	-	-	-	1	-	-	-	-
12/7	at PIT	1	1	7	5	2	-	-	-	-	-	-	-	-	-	-	-
12/17	at BLT	1	1	3	1	2	-	-	-	-	-	-	-	-	1	0	-
12/24	TB	1	1	6	3	3	-	-	-	-	-	-	-	-	-	-	-
12/31	at HST	1	1	1	0	1	-	-	-	-	-	-	-	-	-	-	-
<b>Totals</b>		<b>16</b>	<b>8</b>	<b>54</b>	<b>32</b>	<b>22</b>	<b>1.0</b>	<b>7.0</b>	<b>1</b>	<b>0</b>	<b>0</b>	<b>0</b>	<b>10</b>	<b>1</b>	<b>2</b>	<b>0</b>	<b>0</b>

## 2005 Cleveland Browns

Date	Opp	P	S	TT	S	A	SK	YDS	INT	YDS	LG	TD	PD	FF	FR	YDS	TD
9/11	CIN	1	0	1	1	0	-	-	-	-	-	-	-	-	-	-	-
9/18	at GB	1	0	2	1	1	-	-	-	-	-	-	-	-	-	-	-
9/25	at IND	1	0	1	0	1	-	-	-	-	-	-	-	-	-	-	-
10/9	CHI	1	0	1	1	0	1.0	5.0	-	-	-	-	1	-	-	-	-
10/16	at BLT	1	0	1	1	0	-	-	-	-	-	-	-	-	-	-	-
10/23	DET	1	0	1	1	0	-	-	-	-	-	-	1	-	-	-	-
10/30	at HST	1	0	6	3	3	-	-	-	-	-	-	-	-	-	-	-
11/6	TEN	1	0	2	2	0	-	-	1	1	1	0	2	-	-	-	-
11/13	at PIT	1	0	1	1	0	-	-	-	-	-	-	1	-	-	-	-
11/20	MIA								INACTIVE								
11/27	at MIN								INACTIVE								
12/4	JAX								INACTIVE								
12/11	at CIN	1	0	1	1	0	-	-	-	-	-	-	1	-	-	-	-
12/18	at OAK	1	0	2	1	1	-	-	-	-	-	-	1	-	-	-	-
12/24	PIT	1	0	1	1	0	-	-	-	-	-	-	-	-	2	-	-
1/1	BLT	1	0	5	3	2	-	-	-	-	-	-	-	-	-	-	-
<b>Totals</b>		<b>13</b>	<b>0</b>	<b>25</b>	<b>17</b>	<b>8</b>	<b>1.0</b>	<b>5.0</b>	<b>1</b>	<b>1</b>	<b>1</b>	<b>0</b>	<b>7</b>	<b>0</b>	<b>2</b>	<b>0</b>	<b>0</b>

## Brodney Pool's Career Interceptions

Date	Opp	Qtr	Dwn	Last LOS	Quarterback	Target	Yds
11/06/05	TEN	4	2	CLV 28	Steve McNair	WR Roydell Williams	1**
11/12/06	at ATL	3	4	CLV 31	Mike Vick	TE Alge Crumpler	0
11/11/07	at PIT	2	1	PIT 13	Ben Roethlisberger	WR Santonio Holmes	3
11/18/07	at BLT	3	2	CLV 18***	Kyle Boller	WR Derrick Mason	100t
10/13/08	NYG	1	3	CLV 31	Eli Manning	WR Plaxico Burress	24
11/06/08	DEN	2	2	DEN 13	Jay Cutler	WR Brandon Marshall	13
11/23/08	HST	3	3	CLV 41	Sage Rosenfels	TE Owen Daniels	8
10/04/09	CIN	2	1	CIN 10	Carson Palmer	WR Laveranues Coles	0
10/18/09	at PIT	3	3	CLV 49	Ben Roethlisberger	WR Hines Ward	32
11/01/09	at CHI	4	3	CHI 32	Jay Cutler	WR Johnny Knox	1
11/22/09	at DET	4	1	CLV 44***	Matt Stafford	WR Calvin Johnson	0
09/19/10	NE	4	2	NE 38	Tom Brady	WR Randy Moss	0
01/23/11	at PIT*	3	2	NYJ 37	Ben Roethlisberger	WR Emmanuel Sanders	9

\*POSTSEASON

\*\*Final Defensive Play of the Game

\*\*\*Interception occurred in the endzone

## Brodney Pool's Career Fumbles

Date	Opp	Qtr	Dwn	Last LOS	Fumbled	Forced	Recovered	Yds
12/24/05	PIT	1	-	Kickoff	WR Josh Cribbs	S Tyrone Carter	Pool***	0
12/24/05	PIT	1	-	Punt	WR Antwaan Randle El	P Kyle Richardson	Pool	0
11/05/06	at SD	2	1	CLV 28	WR Keenan McCardell	Pool	Pool	0
12/17/06	at BLT	3	2	CLV 35	RB Jamal Lewis	LB Leon Williams	Pool	0
10/19/08	at WAS	4	1	WAS 27	RB Clinton Portis	CB Eric Wright	Pool	0
11/30/08	IND	2	4	CLV 1	QB Peyton Manning	Pool	TE Dallas Clark	-
12/12/10	MIA	2	2	MIA 47	RB Ronnie Brown	Pool	LB Jason Taylor	0
12/12/10	MIA	3	3	NYJ 17	QB Chad Henne	Aborted Snap	Pool	6

\*\*\*Recovered Teammate's Fumble

## Brodney Pool's Career Sacks

Date	Opp	Qtr	Dwn	Last LOS	Quarterback	Shared With	Yds
10/09/05	CHI	2	3	CLV 25	Kyle Orton		6
09/17/06	at CIN	4	2	CLV 12	Carson Palmer		7
10/26/08	at JAX	4	1	JAX 42	David Garrard		6
09/13/09	MIN	2	2	MIN 15	Brett Favre		6
12/12/10	MIA	3	3	MIA 32	Chad Henne		6



# 91

DEFENSIVE TACKLE

HEIGHT: 6'3"

WEIGHT: 325

AGE: 32 (as of opening weekend)

HOMETOWN: Salt Lake City, UT

HIGH SCHOOL: East (UT) HS

COLLEGE: Utah

HOW ACQUIRED: D3 (88), 2005 NFL Draft

EXPERIENCE: NFL: 7th • JETS: 7th

# Sione POUHA

NY Jets Media Guide 2011

## NY

### CAREER HIGHLIGHTS

- Has registered career totals of 179 tackles, 2.5 sacks, eight passes defended and three fumble recoveries, starting 30 of his 78 career games, including 29 of 32 the past two seasons.
- Has started all six of the Jets postseason games the last two years, logging 22 tackles and one sack.
- Registered career-highs in sacks (2.0), passes defended (four) and fumble recoveries (three) last season.

## NY

### CAREER TRANSACTIONS

- 02/29/08, NYJ, Signed, Contract Extension
- 08/11/06, NYJ, IR
- 04/23/05, NYJ, D3 (88)

## NY

### SEASON-BY-SEASON REVIEW

**2010 (JETS)** Started 15 of the 16 games he played in, and keyed a run defense that finished third allowing just 90.9 yards per game and just 3.6 yards per carry...Notched career-highs in sacks (first two full-sacks of his career), passes defended (four) and fumble recoveries (three)...Finished with 46 tackles (30 solo), tying DT Mike DeVito for the most among defensive linemen. **POSTSEASON:** Collected 12 tackles and the first postseason sack of his career as he started all three games. (**AFC Championship: 1/23 at PIT**)...Matched his post-season-high with six tackles. (**Divisional: 1/16 at NE**)...Registered the first postseason sack of his career when he brought down QB Tom Brady for a three-yard loss. **SEASON HIGHLIGHTS: (12/12 vs. MIA)**...Collected his second sack of the season, dropping QB Chad Henne for a six-yard loss. (**10/17 at DEN**)...Registered the first full-sack of his career when he brought down QB Kyle Orton for a loss of eight yards. (**9/13 vs. BLT**)...Registered the first two fumble recoveries of his career, scooping up QB Joe Flacco and RB Willis McGahee fumbles in the first quarter.

**2009 (JETS)** Appeared in all 16 regular-season games and made 14 starts as he stepped in following an injury to NT Kris Jenkins...Started at nose tackle for the season's final 10 regular-season games and improved the rushing defense from 21st to fourth in the league in the weeks after he became a starter...Established new career-highs in total tackles (61) and solo tackles (34). **POSTSEASON:** Started all three postseason contests and recorded 10 tackles. (**Divisional: 1/17 at SD**)...Collected a career-best six tackles. (**Wild Card: 1/9 at CIN**)...Made his postseason debut (injured in 2006) and recorded two tackles (one solo). **SEASON HIGHLIGHTS: (12/20 vs. ATL)**...Combined with DE Shaun Ellis to stop RB Jason Snelling on a third-and-goal

from the one to force a field goal...Also entered the game as an extra tight end in jumbo package in the fourth quarter. (**10/25 at OAK**)...Named game captain prior to making his first start of the season at nose tackle in place of an injured Jenkins, collecting four tackles (two solo) as the defense recorded their first shutout of the season. (**10/18 vs. BUF**)...Notched a career-high nine tackles, with a career-high six solo stops. (**9/13 at HST**)...Made first start since 12/9/07 vs. CLV at tackle in place of a suspended Shaun Ellis and recorded three tackles (one solo) as team held HST scoreless on offense.

**2008 (JETS)** Appeared in all 16 games, logging 23 tackles, 0.5 sacks and one pass breakup. **SEASON HIGHLIGHTS: (11/13 at NE)**...Recorded his first-career half-sack taking down QB Matt Cassel with LB David Bowens on Thursday Night Football.

**2007 (JETS)** Played in all 16 games, starting one, recording 39 tackles and one pass defended...Produced 17 of his 39 tackles in 2007 in the last four games of the season. **SEASON HIGHLIGHTS: (12/23 at TEN)**...Recorded a season-high eight tackles, all of which were solo, and one pass defended. (**12/9 vs. CLV**)...Registered first-career start, recording two solo tackles.

**2006 (JETS)** Placed on injured reserve, 8/13.

**2005 (JETS)** Appeared in 14 games, recording 10 tackles (seven solo) and one pass defended. **SEASON HIGHLIGHTS: (1/1 vs. BUF)**...Rotated in on the defensive line and was credited with two solo tackles and his first-career pass defended. (**9/11 at KC**)...Notched one tackle in his first NFL game.

### FIRSTS:

<b>First Game:</b>	NYJ at KC, 09/11/05 (L, 7-27)
<b>First Start:</b>	NYJ vs. CLV, 12/09/07 (L, 18-24)
<b>First (Full) Sack:</b>	NYJ at DEN, 10/17/10 (QB Kyle Orton)

## NY

### BEFORE THE NFL

- Signed a letter of intent with Utah in 1997, before leaving for a Mormon mission to Pittsburgh (1998-2000).
- Started 10 games and earned first-team all-conference honors as a senior in 2004, after finishing with 36 tackles, four passes defended and one interception...Helped Utah to the 2005 Fiesta Bowl as part of the Bowl Championship Series.
- Earned *USA Today* honorable-mention All-America honors as a senior at Salt Lake City East (UT) HS in 1996.



## OFF THE FIELD

- Born Sione Sonasi Po'uha.
- Parents Sonasi and Susana Pouha.
- Behavior science and health major at Utah.
- He and his Wife, Keiti Kaufusi Pouha, have two sons: Viliami and Sonasi; and two daughters: Leilani and Kesaia.
- Joined New York Jets Owner, Woody Johnson, for the commissioning of the USS New York, which was constructed from steel from the World Trade Center.

### Sione Pouha's Career Statistics

Year	Team	P	S	TT	S	A	Sk	Yds	Int	Yds	Lg	TD	PD	FF	FR	Yds	TD
2005	Jets	14	0	10	7	3	0.0	0.0	0	0	0	0	1	0	0	0	0
2006	Jets	INJURED RESERVE															
2007	Jets	16	1	39	32	7	0.0	0.0	0	0	0	0	1	0	0	0	0
2008	Jets	16	0	23	14	9	0.5	0.0	0	0	0	0	1	0	0	0	0
2009	Jets	16	14	61	34	27	0.0	0.0	0	0	0	0	1	0	0	0	0
2010	Jets	16	15	46	30	16	2.0	14.5	0	0	0	0	4	0	3	2	0
<b>Career Totals</b>		<b>78</b>	<b>30</b>	<b>179</b>	<b>117</b>	<b>62</b>	<b>2.5</b>	<b>14.5</b>	<b>0</b>	<b>0</b>	<b>0</b>	<b>0</b>	<b>8</b>	<b>0</b>	<b>3</b>	<b>2</b>	<b>0</b>

### Career Bests

**Tackles:** 9 (10/18/09 vs. BUF)

**Solo Tackles:** 8 (12/23/07 at TEN)

**Sacks:** 1 (twice, last 12/12/10 vs. MIA)

**Fumble Recoveries:** 2 (9/13/10 vs. BLT)

### Career Postseason

Year	Team	P	S	TT	S	A	Sk	Yds	Int	Yds	Lg	TD	PD	FF	FR	Yds	TD
2009	Jets	3	3	10	6	4	0.0	0.0	0	0	0	0	0	0	0	0	0
2010	Jets	3	3	12	8	4	1.0	3.0	0	0	0	0	0	0	0	0	0
<b>Totals</b>		<b>6</b>	<b>6</b>	<b>22</b>	<b>14</b>	<b>8</b>	<b>1.0</b>	<b>3.0</b>	<b>0</b>	<b>0</b>	<b>0</b>	<b>0</b>	<b>0</b>	<b>0</b>	<b>0</b>	<b>0</b>	<b>0</b>

### Career Bests

**Tackles:** 6 (1/23/11 at PIT)

**Solo Tackles:** 4 (1/17/10 at SD)

**Sacks:** 1 three times, last (1/16/11 at NE)

### Sione Pouha's Career Sacks

Date	Opp	Qtr	Dwn	Last	LOS	Quarterback	Shared With	Yds
11/13/08	at NE	3	1	NE 36		Matt Cassel	LB David Bowens	0
10/17/10	at DEN	4	2	DEN 20		Kyle Orton		8
12/12/10	MIA	4	2	MIA 30		Chad Henne		6
01/16/11	at NE*	4	2	NYJ 31		Tom Brady		3

\*POSTSEASON

## 2010 New York Jets

Date	Opp	P	S	TT	S	A	Sk	Yds	Int	Yds	Lg	TD	PD	FF	FR	Yds	TD
9/13	BLT	1	1	3	2	1	-	-	-	-	-	-	-	-	2	2	-
9/19	NE	1	1	4	3	1	-	-	-	-	-	-	1	-	-	-	-
9/26	at MIA	1	1	-	-	-	-	-	-	-	-	-	1	-	-	-	-
10/3	at BUF	1	1	2	1	1	-	-	-	-	-	-	-	-	-	-	-
10/11	MIN	1	1	5	2	3	-	-	-	-	-	-	-	-	-	-	-
10/17	at DEN	1	1	2	2	0	1.0	8.0	-	-	-	-	1	-	-	-	-
10/31	GB	1	1	1	1	0	-	-	-	-	-	-	-	-	-	-	-
11/7	at DET	1	1	6	3	3	-	-	-	-	-	-	1	-	-	-	-
11/14	at CLV	1	1	2	1	1	-	-	-	-	-	-	-	-	-	-	-
11/21	HST	1	1	1	1	0	-	-	-	-	-	-	-	-	-	-	-
11/25	CIN	1	1	2	1	1	-	-	-	-	-	-	-	-	-	-	-
12/6	at NE	1	1	7	5	2	-	-	-	-	-	-	-	-	-	-	-
12/12	MIA	1	1	8	6	2	1.0	6.0	-	-	-	-	-	-	1	0	-
12/19	at PIT	1	1	3	2	1	-	-	-	-	-	-	-	-	-	-	-
12/26	at CHI	1	1	-	-	-	-	-	-	-	-	-	-	-	-	-	-
1/2	BUF	1	0	-	-	-	-	-	-	-	-	-	-	-	-	-	-
<b>2010 Totals</b>		<b>16</b>	<b>15</b>	<b>46</b>	<b>30</b>	<b>16</b>	<b>2.0</b>	<b>14.0</b>	<b>0</b>	<b>0</b>	<b>0</b>	<b>0</b>	<b>4</b>	<b>0</b>	<b>3</b>	<b>2</b>	<b>0</b>

## 2010 Postseason

Date	Opp	P	S	TT	S	A	Sk	Yds	Int	Yds	Lg	TD	PD	FF	FR	Yds	TD
1/8	at IND	1	1	2	2	0	-	-	-	-	-	-	-	-	-	-	-
1/16	at NE	1	1	4	3	1	1.0	3.0	-	-	-	-	-	-	-	-	-
1/23	at PIT	1	1	6	3	3	-	-	-	-	-	-	-	-	-	-	-
<b>Totals</b>		<b>3</b>	<b>3</b>	<b>12</b>	<b>8</b>	<b>4</b>	<b>1.0</b>	<b>3.0</b>	<b>0</b>	<b>0</b>	<b>0</b>	<b>0</b>	<b>0</b>	<b>0</b>	<b>0</b>	<b>0</b>	<b>0</b>

## Sione Pouha's Career Fumbles

Date	Opp	Qtr	Dwn	Last LOS	Fumbled	Forced	Recovered	Yds
09/13/10	BLT	1	1	BLT 13	QB Joe Flacco	DE Shaun Ellis**	Pouha	2
09/13/10	BLT	1	2	NYJ 22	RB Ray Rice	LB Bart Scott	Pouha	0
12/12/10	MIA	2	2	MIA 38	QB Chad Henne	LB Calvin Pace**	Pouha	0

\*\*Caused on a sack

## 2009 New York Jets

Date	Opp	P	S	TT	S	A	SK	YDS	INT	YDS	LG	TD	PD	FF	FR	YDS	TD
9/13	at HST	1	1	3	1	2	-	-	-	-	-	-	-	-	-	-	-
9/20	NE	1	0	3	3	0	-	-	-	-	-	-	-	-	-	-	-
9/27	TEN	1	1	1	1	0	-	-	-	-	-	-	-	-	-	-	-
10/4	at NO	1	0	7	4	3	-	-	-	-	-	-	-	-	-	-	-
10/12	at MIA	1	1	3	2	1	-	-	-	-	-	-	-	-	-	-	-
10/18	BUF	1	1	9	6	3	-	-	-	-	-	-	-	-	-	-	-
10/25	at OAK	1	1	4	2	2	-	-	-	-	-	-	-	-	-	-	-
11/1	MIA	1	1	4	4	0	-	-	-	-	-	-	-	-	-	-	-
11/15	JAX	1	1	2	2	0	-	-	-	-	-	-	-	-	-	-	-
11/22	at NE	1	1	5	2	3	-	-	-	-	-	-	-	-	-	-	-
11/29	CAR	1	1	4	1	3	-	-	-	-	-	-	-	-	-	-	-
12/3	at BUF	1	1	1	0	1	-	-	-	-	-	-	-	-	-	-	-
12/13	at TB	1	1	4	1	3	-	-	-	-	-	-	1	-	-	-	-
12/20	ATL	1	1	4	3	1	-	-	-	-	-	-	-	-	-	-	-
12/27	at IND	1	1	4	1	3	-	-	-	-	-	-	-	-	-	-	-
1/3	CIN	1	1	3	1	2	-	-	-	-	-	-	-	-	-	-	-
<b>Totals</b>		<b>16</b>	<b>14</b>	<b>61</b>	<b>34</b>	<b>27</b>	<b>0.0</b>	<b>0</b>	<b>0</b>	<b>0</b>	<b>0</b>	<b>0</b>	<b>1</b>	<b>0</b>	<b>0</b>	<b>0</b>	<b>0</b>

## 2009 Postseason

Date	Opp	P	S	TT	S	A	Sk	Yds	Int	Yds	LG	TD	PD	FF	FR	Yds	TD
1/9	at CIN	1	1	2	1	1	-	-	-	-	-	-	-	-	-	-	-
1/17	at SD	1	1	6	4	2	-	-	-	-	-	-	-	-	-	-	-
1/24	at IND	1	1	2	1	1	-	-	-	-	-	-	-	-	-	-	-
<b>Totals</b>		<b>3</b>	<b>3</b>	<b>10</b>	<b>6</b>	<b>4</b>	<b>0</b>	<b>0</b>	<b>0</b>	<b>0</b>	<b>0</b>	<b>0</b>	<b>0</b>	<b>0</b>	<b>0</b>	<b>0</b>	<b>0</b>

## 2008 New York Jets

Date	Opp	P	S	TT	S	A	SK	YDS	INT	YDS	LG	TD	PD	FF	FR	YDS	TD
9/7	at MIA	1	0	2	2	0	-	-	-	-	-	-	-	-	-	-	-
9/14	NE	1	0	3	1	2	-	-	-	-	-	-	-	-	-	-	-
9/22	at SD	1	0	2	1	1	-	-	-	-	-	-	-	-	-	-	-
9/28	ARZ	1	0	1	0	1	-	-	-	-	-	-	-	-	-	-	-
10/12	CIN	1	0	2	1	1	-	-	-	-	-	-	-	-	-	-	-
10/19	at OAK	1	0	1	1	0	-	-	-	-	-	-	-	-	-	-	-
10/26	KC	1	0	2	1	1	-	-	-	-	-	-	-	-	-	-	-
11/2	at BUF	1	0	2	1	1	-	-	-	-	-	-	1	-	-	-	-
11/9	SL	1	0	-	-	-	-	-	-	-	-	-	-	-	-	-	-
11/13	at NE	1	0	2	1	1	0.5	0	-	-	-	-	-	-	-	-	-
11/23	at TEN	1	0	-	-	-	-	-	-	-	-	-	-	-	-	-	-
11/30	DEN	1	0	2	2	0	-	-	-	-	-	-	-	-	-	-	-
12/7	at SF	1	0	3	2	1	-	-	-	-	-	-	-	-	-	-	-
12/14	BUF	1	0	-	-	-	-	-	-	-	-	-	-	-	-	-	-
12/21	at SEA	1	0	1	1	0	-	-	-	-	-	-	-	-	-	-	-
12/28	MIA	1	0	-	-	-	-	-	-	-	-	-	-	-	-	-	-
<b>Totals</b>		<b>16</b>	<b>0</b>	<b>23</b>	<b>14</b>	<b>9</b>	<b>0.5</b>	<b>0</b>	<b>0</b>	<b>0</b>	<b>0</b>	<b>0</b>	<b>1</b>	<b>0</b>	<b>0</b>	<b>0</b>	<b>0</b>

## 2007 New York Jets

Date	Opp	P	S	TT	S	A	SK	YDS	INT	YDS	LG	TD	PD	FF	FR	YDS	TD
9/9	NE	1	0	2	2	0	-	-	-	-	-	-	-	-	-	-	-
9/16	at BLT	1	0	-	-	-	-	-	-	-	-	-	-	-	-	-	-
9/23	MIA	1	0	-	-	-	-	-	-	-	-	-	-	-	-	-	-
9/30	at BUF	1	0	2	1	1	-	-	-	-	-	-	-	-	-	-	-
10/7	at NYG	1	0	1	1	0	-	-	-	-	-	-	-	-	-	-	-
10/14	PHI	1	0	1	1	0	-	-	-	-	-	-	-	-	-	-	-
10/21	at CIN	1	0	3	3	0	-	-	-	-	-	-	-	-	-	-	-
10/28	BUF	1	0	2	1	1	-	-	-	-	-	-	-	-	-	-	-
11/4	WAS	1	0	1	0	1	-	-	-	-	-	-	-	-	-	-	-
11/18	PIT	1	0	5	3	2	-	-	-	-	-	-	-	-	-	-	-
11/22	at DAL	1	0	3	3	0	-	-	-	-	-	-	-	-	-	-	-
12/2	at MIA	1	0	2	1	1	-	-	-	-	-	-	-	-	-	-	-
12/9	CLV	1	1	2	2	0	-	-	-	-	-	-	-	-	-	-	-
12/16	at NE	1	0	6	5	1	-	-	-	-	-	-	-	-	-	-	-
12/23	at TEN	1	0	8	8	0	-	-	-	-	-	-	1	-	-	-	-
12/30	KC	1	0	1	1	0	-	-	-	-	-	-	-	-	-	-	-
<b>Totals</b>		<b>16</b>	<b>1</b>	<b>39</b>	<b>32</b>	<b>7</b>	<b>0.0</b>	<b>0</b>	<b>0</b>	<b>0</b>	<b>0</b>	<b>0</b>	<b>1</b>	<b>0</b>	<b>0</b>	<b>0</b>	<b>0</b>

## 2005 New York Jets

Date	Opp	P	S	TT	S	A	SK	YDS	INT	YDS	LG	TD	PD	FF	FR	YDS	TD
9/11	at KC	1	0	1	1	0	-	-	-	-	-	-	-	-	-	-	-
9/18	MIA	1	0	-	-	-	-	-	-	-	-	-	-	-	-	-	-
9/25	JAX	1	0	1	0	1	-	-	-	-	-	-	-	-	-	-	-
10/2	at BLT	1	0	-	-	-	-	-	-	-	-	-	-	-	-	-	-
10/9	TB	1	0	-	-	-	-	-	-	-	-	-	-	-	-	-	-
10/16	at BUF	1	0	1	0	1	-	-	-	-	-	-	-	-	-	-	-
10/24	at ATL	1	0	-	-	-	-	-	-	-	-	-	-	-	-	-	-
11/6	SD	1	0	1	1	0	-	-	-	-	-	-	-	-	-	-	-
11/13	at CAR	1	0	-	-	-	-	-	-	-	-	-	-	-	-	-	-
11/20	at DEN	1	0	1	1	0	-	-	-	-	-	-	-	-	-	-	-
11/27	NO								INACTIVE								
12/4	at NE								INACTIVE								
12/11	OAK	1	0	-	-	-	-	-	-	-	-	-	-	-	-	-	-
12/18	at MIA	1	0	-	-	-	-	-	-	-	-	-	-	-	-	-	-
12/26	NE	1	0	3	2	1	-	-	-	-	-	-	-	-	-	-	-
1/1	BUF	1	0	2	2	0	-	-	-	-	-	-	1	-	-	-	-
<b>Totals</b>		<b>14</b>	<b>0</b>	<b>10</b>	<b>7</b>	<b>3</b>	<b>0.0</b>	<b>0</b>	<b>0</b>	<b>0</b>	<b>0</b>	<b>0</b>	<b>1</b>	<b>0</b>	<b>0</b>	<b>0</b>	<b>0</b>



# 46

LONG SNAPPER

HEIGHT: 6'3"

WEIGHT: 270

AGE: 27 (as of opening weekend)

HOMETOWN: Erind, OK

HIGH SCHOOL: Ava (MO) HS

COLLEGE: Baker

HOW ACQUIRED: FA (2/2/10)

EXPERIENCE: NFL: 2nd • JETS: 2nd

## Tanner PURDUM

NY Jets Media Guide 2011

**NY**

### CAREER HIGHLIGHTS

- Appeared in all 16 games in 2010, his first NFL season after being cut by KC in training camp in 2009.

**NY**

### CAREER TRANSACTIONS

- 02/02/10, NYJ, Signed, Reserve/Future
- 08/13/09, KC, Waived
- 04/07/09, KC, Signed, Undrafted FA

**NY**

### SEASON-BY-SEASON REVIEW

**2010 (JETS)** Served as the long-snapper on all 84 punts by P Steve Weatherford, helping him tie an NFL record with 42 punts inside the 20-yard line and on all 39 field goal attempts by K Nick Folk, helping Folk tie for third on the Jets single-season list with 30 made field goals...Recorded two special teams tackles. **SEASON HIGHLIGHTS: (9/13 vs. BLT)**...Made his NFL debut.

### FIRSTS:

First Game: NYJ vs. BLT, 09/13/10 (L, 9-10)

**NY**

### BEFORE THE NFL

- Served as a graduate assistant coach at Baker (2008) and Avila (2007) following the expiration of his collegiate eligibility.
- Played in 35 games as the club's long snapper and backup quarterback in four seasons at Baker.
- Three-time winner of the NAIA Champions of Character Award.
- Played at Ava High School in Ava, MO under his father, Greg, who served as the head coach.

**NY**

### OFF THE FIELD

- Received his master's degree in education from Baker in 2009.
- Married to wife, Kara.
- Full name is Tanner Gregory Purdum.



# 24

CORNERBACK

HEIGHT: 5'11"

WEIGHT: 198

AGE: 26 (as of opening weekend)

HOMETOWN: Aliquippa, PA

HIGH SCHOOL: Aliquippa HS

COLLEGE: Pittsburgh

HOW ACQUIRED: D1 (14), 2007 NFL Draft

EXPERIENCE: NFL: 5th • JETS: 5th

## Darrelle REVIS

NY Jets Media Guide 2011

### NY

## CAREER HIGHLIGHTS

- Started all 61 games played in his career, missing his first three games in 2010...Has amassed career totals of 257 tackles, one sack, 14 interceptions, two of which he returned for touchdowns, 75 passes defended, two forced fumbles and four fumble recoveries.
- In six-career playoff games, all starts, has collected 23 tackles, two interceptions and five passes defended.
- In 2009, earned second-consecutive Pro Bowl selection, first as a starter...Voted Curtis Martin Team MVP by teammates...Named first-team All-Pro by *The Associated Press*, *Sporting News* and *Sports Illustrated*/Peter King...Also named to the PFW/PFWA All-NFL team.
- Earned his first Pro Bowl selection in 2008 after finishing the season with 59 tackles, five interceptions, 15 passes defended, one forced fumble, two fumble recoveries, as well as his first-career sack and first-career interception return for touchdown.
- Named to the *Pro Football Weekly* All-Rookie Team in 2007 along with David Harris, marking the second-consecutive season that the Jets first two draft selections were all-rookie choices. D'Brickashaw Ferguson and Nick Mangold earned similar recognition in 2006.
- In his rookie season in 2007, he led the secondary and ranked third on the team with 91 total tackles, leading the team with 77 solo tackles and 13 passes defended.
- Became the Jets first rookie to start at cornerback on opening day since Ray Mickens, at DEN, 09/06/96.

### NY

## CAREER TRANSACTIONS

- 09/07/10, NYJ, Signed, Contract Extension
- 04/28/07, NYJ, D1\* (14)

\*Jets acquired 2007 D1 (14) and 2007 D6 (191 – Korey Hall) from CAR for 2007 D1 (25 – Jon Beason), 2007 D2 (59 – Ryan Kalil) and 2007 D5 (164 – Tim Shaw)

### NY

## SEASON-BY-SEASON REVIEW

**2010 (JETS)** Missed games for the first time in his career as he was inactive for contests at MIA, 09/26, and at BUF, 10/03, due to a hamstring injury and in the season finale vs. BUF, 01/02/11, as he was rested for the postseason...Started all 13 games in which he played, notching 35 tackles, 13 passes defended and two fumble recoveries...Named to his

second-consecutive All-Pro first-team by the *Associated Press* and his third-consecutive Pro Bowl team, second-straight as a starter. **POSTSEASON:** Started all three postseason games, collecting two passes defended and 14 tackles, the fourth-most on the team. (**AFC Championship: 1/23 at PIT**)...Collected a postseason-high eight tackles as he and CB Antonio Cromartie combined to hold starting WRs Hines Ward and Mike Wallace to three receptions for 20 yards. (**Wild Card: 1/9 at IND**)...Named game captain and responded holding WR Reggie Wayne, the league's second-leading receiver, to one reception for one yard as Wayne was targeted just once. **SEASON HIGHLIGHTS: (12/19 at PIT)**...Named game captain as he returned to his hometown of Pittsburgh for the first time in the NFL...Registered a season-high seven tackles and recorded a pass defended. (**11/25 vs. CIN**)...Collected two tackles and a pass defended as he limited WR Terrell Owens to three receptions for 17 yards. (**11/7 at DET**)...Matched up with Calvin Johnson for the entire game, limiting the Pro Bowl receiver to one reception for 13 yards. (**10/17 at DEN**)...Recovered a RB Knowshon Moreno fumble that was caused by CB Drew Coleman...Part of a secondary that helped hold DEN, the league's number two passing offense at the time, to 201 yards passing, 132 yards below their average. (**10/11 vs. MIN**)...Named game captain as he returned from missing the previous two games with a hamstring injury...Helped set up a field goal early in the third quarter when he recovered a fumble by QB Brett Favre on an aborted snap. (**9/26 at MIA**)...Snapped his streak of 50 consecutive starts to begin his career as he missed the game with an injury suffered vs. NE, 09/19. (**9/19 vs. NE**)...Injured his hamstring at the end of the first half and missed the second half of the NE game as well as the next two games.

**2009 (JETS)** Named first-team All-Pro by the *Associated Press*, finished second in voting for the NFL's Defensive Player of the Year Award and earned his second-consecutive Pro Bowl appearance, his first as a starter, after starting all 16 regular-season games and spearheading the Jets top-ranked defense...The defense paced the NFL in seven categories: total yards allowed, points allowed, yards allowed per play, passing yards allowed, passing yards allowed per play, first downs allowed and third-down percentage against...It marked the first time in team history the Jets led the NFL in total defense...Finished the regular season with 72 tackles (59 solo), six interceptions, one of which he returned 67 yards for a touchdown and an NFL-high 34 passes defended. **POSTSEASON:** Made his postseason debut, starting all three postseason games and recording nine solo tackles, two interceptions for 26 yards and three passes defended. (**AFC Championship: 1/24 at IND**)...Held Colts WR Reggie Wayne to three receptions for 33 yards, recording three solo tackles. (**Divisional: 1/17 at SD**)...Intercepted Philip Rivers in the third quarter and returned the ball for six yards...Became just the ninth Jet to record two postseason interceptions...Finished with two tackles and two passes defended. (**Wild**

**Card: 1/9 at CIN)**...Made NFL postseason debut as he intercepted QB Carson Palmer and returned the ball 20 yards, leading to a four-play, 57-yard TD drive...Held WR Chad Ochocinco to two receptions for 28 yards...Finished with four tackles and a pass defended. **SEASON HIGHLIGHTS: (12/20 vs. ATL)**...Recorded five tackles (three solo) and three passes defended, holding Pro Bowl WR Roddy White to three receptions for 33 yards. **(12/13 at TB)**...Intercepted QB Josh Freeman in the fourth quarter and returned it 54 yards to the TB seven-yard line...The interception was his sixth of the season, establishing a new career high. **(12/3 at BUF, in Toronto)**...Intercepted QB Ryan Fitzpatrick with 2:02 left in the fourth quarter to seal the 19-13 victory...Held WR Terrell Owens to three catches for 31 yards...Registered a new career-high with five passes defended. **(11/29 vs. CAR)**...Named AFC Defensive Player of the Week as he intercepted QB Jake Delhomme's pass in the first quarter and returned it 67 yards for his first touchdown of the season and second of his career...Picked off Delhomme again in the second quarter...It was the second time in his career he recorded a multi-interception game, he also intercepted QB Kurt Warner twice vs. ARZ, 09/28/08. **(11/22 at NE)**...Held WR Randy Moss to five receptions for 34 yards and a touchdown, holding the league's fifth-leading receiver in receiving yardage to nine receptions for 58 yards in two games against him. **(10/25 at OAK)**...Intercepted QB JaMarcus Russell in the end zone. **(10/18 vs. BUF)**...Named game captain and held Pro Bowler Owens to three receptions for 13 yards. **(9/20 vs. NE)**...Recorded an interception on a QB Tom Brady passes intended for Moss...Held Moss to four receptions for 24 yards...Part of a defensive effort that did not allow an offensive touchdown for the second-consecutive game. **(9/13 at HST)**...Awarded a game ball after holding 2008 Pro Bowl WR Andre Johnson, the league-leader in receptions and receiving yards, to four catches for 35 yards in the season opener.

**2008 (JETS)** Earned Pro Bowl recognition after he started all 16 games, finishing the season with 59 tackles, one sack, 15 passes defended, one forced fumble, two fumble recoveries and five interceptions...Named Jets Defensive Player of the Game after his performance in the overtime win at NE, 11/13/08 and for his outing at BUF, 11/02/08. **SEASON HIGHLIGHTS: (12/21 at SEA)**...Recovered his second fumble of the season after CB Dwight Lowery stripped TE Will Heller of the ball in the second quarter. **(12/14 vs. BUF)**...Intercepted QB J.P. Losman for his team-leading fifth interception of the season with 1:47 remaining in the game, sealing the 31-27 win. **(11/2 at BUF)**...Sacked QB Trent Edwards for a nine-yard loss, forcing a fumble which he would also recover in the first quarter, leading to a 26-yard Jay Feely field goal...The sack was the first of his career as was the fumble recovery...Also recorded an interception off of Edwards. Registered five tackles (four solo)...Nominated for GMC Defensive Player of the Week and named Jets Defensive Player of the Game. **(9/28 vs. ARZ)**...Nominated for AFC Defensive Player of the Week and NFL GMC Defensive Player of the Week after tallying a career-high two interceptions, both off of Warner...Returned one interception 32 yards for a touchdown, the first of his career. **(9/7 at MIA)**...Collected his first interception of the season off of former teammate, QB Chad Pennington, with :10 remaining in the fourth quarter, securing the 20-14 victory Jets.

**2007 (JETS)** Started every game as a rookie, logging a career-best 91 tackles and three interceptions, a forced fumble and a team-leading 13 passes defended. **SEASON HIGHLIGHTS: (12/16 at NE)**...Picked off Brady in the third quarter for his third interception of the year, beating Moss to the ball. **(12/2 at MIA)**...Intercepted QB John Beck, return-

ing the ball for one yard. **(11/22 at DAL)**...Recorded six solo tackles with one pass defended...Covered Owens for the majority of the game and helped limit him to six receptions for 65 yards and a touchdown, ending his streak of four-consecutive 100-yard receiving games. **(10/28 vs. BUF)**...Intercepted Edwards in the second quarter and returned it 19 yards for his first-career interception. **(10/14 vs. PHI)**...Recording career-highs with 10 total tackles and nine solo. **(9/30 at BUF)**...After a short pass, forced the first fumble of his career when he knocked the ball loose from TE Robert Royal before it was recovered by LB Victor Hobson. **(9/9 vs. NE)**...Became the Jets first rookie to start at cornerback on opening day since Ray Mickens at DEN, 09/06/96...Recorded six total tackles with five solos.

## FIRSTS:

<b>First Game:</b>	NYJ vs. NE, 09/09/07 (L, 14-38)
<b>First Start:</b>	NYJ vs. NE, 09/09/07 (L, 14-38)
<b>First INT:</b>	NYJ vs. BUF, 10/28/07 (QB Trent Edwards)
<b>First Sack:</b>	NYJ at BUF, 11/02/08 (QB Trent Edwards)
<b>First TD:</b>	NYJ vs. ARZ, 09/28/08 (32-yard INT return off QB Kurt Warner)



## BEFORE THE NFL

- Finished his three-year career at Pittsburgh with 129 tackles, eight interceptions and four touchdowns; two via punt returns and two via interceptions.
- Semifinalist for the 2006 Jim Thorpe Award for the nation's top defensive back.
- Named to Rivals' All-America Team (third-team) as a "utility" player.
- First Pittsburgh cornerback to be selected first-team all-conference twice since Hank Poteat accomplished the feat in 1998 and 1999.
- His 73-yard punt return against West Virginia was selected the 2006 "College Football Play of the Year" by ESPN. On the play, Revis fielded the punt on a bounce, cut all the way across the field and then weaved through several potential tacklers up the sideline to reach the end zone.
- As a junior, became the first player in Pittsburgh history to return an interception for a touchdown in consecutive games.
- In 2004, was named to the first-team Freshman All-America by *The Sporting News*.
- The first true freshman to start an opening game at cornerback for Pitt's defense since 2000.
- Played quarterback, defensive back, wide receiver, and kick returner at Aliquippa (PA) HS, where he was named the *Associated Press* Pennsylvania Class AA Player of the Year and a first-team selection of the Pennsylvania Class AA All-State team as a senior.
- Compiled 1,637 total yards and 13 touchdowns as a senior, averaging 15.4 yards per touch.



## OFF THE FIELD

- Social Sciences major at Pittsburgh.
- In track at Aliquippa HS, he ran on the WPIAL Class AA champion 400-meter relay team that placed third at state championships.
- Played basketball, averaging 22.8 points per game as a senior in earning *Associated Press* Pennsylvania Class AA All-State first-team honors and a selection for the *Pittsburgh Post-Gazette's* "Fabulous Five."
- Nephew of former defensive tackle Sean Gilbert, who spent 12 seasons with the Rams, Redskins, Panthers and Raiders and also

attended Pitt (1988-91) and Aliquippa HS.

- Participated in the United Way Hometown Huddle in 2007, which supports youth fitness by volunteering time and lending a voice.
- Supported Play 60 NFL Draft week event in 2008 which promotes children getting out and playing for one hour a day.
- Served as a spokesperson for the Jets Taste of the NFL event in Manhattan, an event dedicated to helping fight hunger in the New York Tri-State area.
- Has a daughter and a son.

### Darrelle Revis' Career Statistics

Year	Team	G	S	TT	S	A	Sk	Yds	Int	Yds	Lg	TD	PD	FF	FR	Yds	TD
2007	Jets	16	16	91	77	14	0.0	0.0	3	20	20	0	13	1	0	0	0
2008	Jets	16	16	59	45	14	1.0	9.0	5	38	38	1	15	1	2	0	0
2009	Jets	16	16	72	59	13	0.0	0.0	6	121	67t	1	34	0	0	0	0
2010	Jets	13	13	35	28	7	0.0	0.0	0	0	0	0	13	0	2	10	0
<b>Career Totals</b>		<b>61</b>	<b>61</b>	<b>257</b>	<b>209</b>	<b>48</b>	<b>1.0</b>	<b>9.0</b>	<b>14</b>	<b>179</b>	<b>67t</b>	<b>2</b>	<b>75</b>	<b>2</b>	<b>4</b>	<b>10</b>	<b>0</b>

### Career Bests

**Tackles:** 10 (10/14/07 vs. PHI)

**Passes Defensed:** 5 (12/3/09 at BUF)

**Interceptions:** 2 (twice, last 11/29/09 vs. CAR)

**Solo Tackles:** 9 (10/14/07 vs. PHI)

**Sacks:** 1 (11/2/08 at BUF)

**Longest INT Return:** 67t (11/29/09 vs. CAR)

### Career Postseason

Year	Team	G	S	TT	S	A	Sk	Yds	Int	Yds	Lg	TD	PD	FF	FR	Yds	TD
2009	Jets	3	3	9	9	0	0.0	0.0	2	26	20	0	3	0	0	0	0
2010	Jets	3	3	14	8	6	0.0	0.0	0	0	0	0	2	0	0	0	0
<b>Totals</b>		<b>6</b>	<b>6</b>	<b>23</b>	<b>17</b>	<b>6</b>	<b>0.0</b>	<b>0.0</b>	<b>2</b>	<b>26</b>	<b>20</b>	<b>0</b>	<b>5</b>	<b>0</b>	<b>0</b>	<b>0</b>	<b>0</b>

### Career Postseason Bests

**Tackles:** 8 (1/23/11 at PIT)

**Passes Defensed:** 2 (1/17/10 at SD)

**Longest INT Return:** 20 (1/9/10 at CIN)

**Solo Tackles:** 4 (twice, last 1/16/11 at NE)

**Interceptions:** 1 (twice, last 1/17/10 at SD)

### Darrelle Revis Career Fumbles

Date	Opp	Qtr	Dwn	Last	LOS	Fumbled	Forced	Recovered	Yds
09/30/07	at BUF	1	1	NYJ 38	TE Robert Royal	Revis		LB Victor Hobson	0
12/16/07	at NE	4	-	Punt	RB Leon Washington	-		Revis***	0
11/02/08	at BUF	1	1	BUF 6	QB Trent Edwards	Revis**		Revis	0
12/21/08	at SEA	2	3	50	TE Will Heller	DB Dwight Lowery		Revis	0
10/11/10	MIN	3	1	NYJ 49	QB Brett Favre	Aborted Snap		Revis	10
10/17/10	at DEN	1	2	NYJ 35	RB Knowshawn Moreno	CB Drew Coleman		Revis	0

\*\*Caused on a sack

\*\*\*Recovered Teammate's Fumble

## 2010 New York Jets

Date	Opp	G	S	TT	S	A	Sk	Yds	Int	Yds	Lg	TD	PD	FF	FR	Yds	TD
9/13	BLT	1	1	-	-	-	-	-	-	-	-	-	-	-	-	-	-
9/19	NE	1	1	4	4	0	-	-	-	-	-	-	1	-	-	-	-
9/26	at MIA								INACTIVE (HAMSTRING)								
10/3	at BUF								INACTIVE (HAMSTRING)								
10/11	MIN	1	1	1	1	0	-	-	-	-	-	-	-	-	1	10	-
10/17	at DEN	1	1	3	3	0	-	-	-	-	-	-	3	-	1	0	-
10/31	GB	1	1	3	1	2	-	-	-	-	-	-	1	-	-	-	-
11/7	at DET	1	1	3	2	1	-	-	-	-	-	-	2	-	-	-	-
11/14	at CLV	1	1	2	2	0	-	-	-	-	-	-	-	-	-	-	-
11/21	HST	1	1	3	3	0	-	-	-	-	-	-	2	-	-	-	-
11/25	CIN	1	1	2	1	1	-	-	-	-	-	-	1	-	-	-	-
12/6	at NE	1	1	1	1	0	-	-	-	-	-	-	-	-	-	-	-
12/12	MIA	1	1	2	0	2	-	-	-	-	-	-	1	-	-	-	-
12/19	at PIT	1	1	7	6	1	-	-	-	-	-	-	1	-	-	-	-
12/26	at CHI	1	1	4	4	0	-	-	-	-	-	-	1	-	-	-	-
1/2	BUF								INACTIVE								
<b>2010 Totals</b>		<b>13</b>	<b>13</b>	<b>35</b>	<b>28</b>	<b>7</b>	<b>0</b>	<b>0</b>	<b>0</b>	<b>0</b>	<b>0</b>	<b>0</b>	<b>13</b>	<b>0</b>	<b>2</b>	<b>10</b>	<b>0</b>

## 2010 Postseason

Date	Opp	G	S	TT	S	A	Sk	Yds	Int	Yds	Lg	TD	PD	FF	FR	Yds	TD
1/8	at IND	1	1	1	1	0	-	-	-	-	-	-	-	-	-	-	-
1/16	at NE	1	1	5	4	1	-	-	-	-	-	-	1	-	-	-	-
1/23	at PIT	1	1	8	3	5	-	-	-	-	-	-	1	-	-	-	-
<b>Totals</b>		<b>3</b>	<b>3</b>	<b>14</b>	<b>8</b>	<b>6</b>	<b>0</b>	<b>0</b>	<b>0</b>	<b>0</b>	<b>0</b>	<b>0</b>	<b>2</b>	<b>0</b>	<b>0</b>	<b>0</b>	<b>0</b>

## 2009 New York Jets

Date	Opp	G	S	TT	S	A	SK	YDS	INT	YDS	LG	TD	PD	FF	FR	YDS	TD
9/13	at HST	1	1	4	1	3	-	-	-	-	-	-	-	-	-	-	-
9/20	NE	1	1	7	7	0	-	-	1	0	0	0	1	-	-	-	-
9/27	TEN	1	1	8	8	0	-	-	-	-	-	-	3	-	-	-	-
10/4	at NO	1	1	3	2	1	-	-	-	-	-	-	3	-	-	-	-
10/12	at MIA	1	1	6	5	1	-	-	-	-	-	-	-	-	-	-	-
10/18	BUF	1	1	6	5	1	-	-	-	-	-	-	3	-	-	-	-
10/25	at OAK	1	1	5	3	2	-	-	1	0	0	0	3	-	-	-	-
11/1	MIA	1	1	3	2	1	-	-	-	-	-	-	-	-	-	-	-
11/15	JAX	1	1	5	5	0	-	-	-	-	-	-	2	-	-	-	-
11/22	at NE	1	1	4	4	0	-	-	-	-	-	-	3	-	-	-	-
11/29	CAR	1	1	2	2	0	-	-	2	67	67t	1	3	-	-	-	-
12/3	at BUF	1	1	4	3	1	-	-	1	0	0	0	5	-	-	-	-
12/13	at TB	1	1	3	3	0	-	-	1	54	54	0	4	-	-	-	-
12/20	ATL	1	1	5	3	2	-	-	-	-	-	-	3	-	-	-	-
12/27	at IND	1	1	6	5	1	-	-	-	-	-	-	1	-	-	-	-
1/3	CIN	1	1	1	1	0	-	-	-	-	-	-	-	-	-	-	-
<b>2009 Totals</b>		<b>16</b>	<b>16</b>	<b>72</b>	<b>59</b>	<b>13</b>	<b>0</b>	<b>0</b>	<b>6</b>	<b>121</b>	<b>67t</b>	<b>1</b>	<b>34</b>	<b>0</b>	<b>0</b>	<b>0</b>	<b>0</b>

## 2009 Postseason

Date	Opp	G	S	TT	S	A	Sk	Yds	Int	Yds	LG	TD	PD	FF	FR	Yds	TD
1/9	at CIN	1	1	4	4	0	-	-	1	20	20	0	1	-	-	-	-
1/17	at SD	1	1	2	2	0	-	-	1	6	6	0	2	-	-	-	-
1/24	at IND	1	1	3	3	0	-	-	-	-	-	-	-	-	-	-	-
<b>Totals</b>		<b>3</b>	<b>3</b>	<b>9</b>	<b>9</b>	<b>0</b>	<b>0</b>	<b>0</b>	<b>2</b>	<b>26</b>	<b>20</b>	<b>0</b>	<b>3</b>	<b>0</b>	<b>0</b>	<b>0</b>	<b>0</b>

## 2008 New York Jets

Date	Opp	G	S	TT	S	A	SK	YDS	INT	YDS	LG	TD	PD	FF	FR	YDS	TD
9/7	at MIA	1	1	5	2	3	-	-	1	0	0	0	1	-	-	-	-
9/14	NE	1	1	3	3	0	-	-	-	-	-	-	1	-	-	-	-
9/22	at SD	1	1	3	2	1	-	-	-	-	-	-	-	-	-	-	-
9/28	ARZ	1	1	4	3	1	-	-	2	32	32	1	2	-	-	-	-
10/12	CIN	1	1	6	5	1	-	-	-	-	-	-	-	-	-	-	-
10/19	at OAK	1	1	2	1	1	-	-	-	-	-	-	2	-	-	-	-
10/26	KC	1	1	3	2	1	-	-	-	-	-	-	1	-	-	-	-
11/2	at BUF	1	1	5	4	1	1	9	1	0	0	0	1	1	1	0	0
11/9	SL	1	1	5	4	1	-	-	-	-	-	-	1	-	-	-	-
11/13	at NE	1	1	1	0	1	-	-	-	-	-	-	-	-	-	-	-
11/23	at TEN	1	1	2	2	0	-	-	-	-	-	-	1	-	-	-	-
11/30	DEN	1	1	4	3	1	-	-	-	-	-	-	4	-	-	-	-
12/7	at SF	1	1	4	4	0	-	-	-	-	-	-	-	-	-	-	-
12/14	BUF	1	1	5	4	1	-	-	1	6	6	0	1	-	-	-	-
12/21	at SEA	1	1	3	3	0	-	-	-	-	-	-	-	-	1	0	0
12/28	MIA	1	1	4	3	1	-	-	-	-	-	-	-	-	-	-	-
<b>2008 Totals</b>		<b>16</b>	<b>16</b>	<b>59</b>	<b>45</b>	<b>14</b>	<b>1</b>	<b>9</b>	<b>5</b>	<b>38</b>	<b>32</b>	<b>1</b>	<b>15</b>	<b>1</b>	<b>2</b>	<b>0</b>	<b>0</b>

## 2007 New York Jets

Date	Opp	G	S	TT	S	A	SK	YDS	INT	YDS	LG	TD	PD	FF	FR	YDS	TD
9/9	NE	1	1	6	5	1	-	-	-	-	-	-	-	-	-	-	-
9/16	at BLT	1	1	5	5	0	-	-	-	-	-	-	2	-	-	-	-
9/23	MIA	1	1	9	8	1	-	-	-	-	-	-	-	-	-	-	-
9/30	at BUF	1	1	7	7	0	-	-	-	-	-	-	2	1	-	-	-
10/7	at NYG	1	1	6	4	2	-	-	-	-	-	-	1	-	-	-	-
10/14	PHI	1	1	10	9	1	-	-	-	-	-	-	-	-	-	-	-
10/21	at CIN	1	1	6	5	1	-	-	-	-	-	-	1	-	-	-	-
10/28	BUF	1	1	6	5	1	-	-	1	19	19	-	1	-	-	-	-
11/4	WAS	1	1	3	2	1	-	-	-	-	-	-	-	-	-	-	-
11/18	PIT	1	1	7	5	2	-	-	-	-	-	-	-	-	-	-	-
11/22	at DAL	1	1	6	6	0	-	-	-	-	-	-	1	-	-	-	-
12/2	at MIA	1	1	4	3	1	-	-	1	1	1	-	-	-	-	-	-
12/9	CLV	1	1	3	3	0	-	-	-	-	-	-	2	-	-	-	-
12/16	at NE	1	1	6	3	3	-	-	1	0	0	-	1	-	-	-	-
12/23	at TEN	1	1	2	2	0	-	-	-	-	-	-	1	-	-	-	-
12/30	KC	1	1	5	5	0	-	-	-	-	-	-	1	-	-	-	-
<b>2007 Totals</b>		<b>16</b>	<b>16</b>	<b>91</b>	<b>77</b>	<b>14</b>	<b>0</b>	<b>0</b>	<b>3</b>	<b>20</b>	<b>20</b>	<b>0</b>	<b>13</b>	<b>1</b>	<b>0</b>	<b>0</b>	<b>0</b>

## Darrelle Revis Career Interceptions

Date	Opp	Qtr	Dwn	Last	LOS	Quarterback	Target	Yds
09/28/08	ARZ	2	3	ARZ 26		Kurt Warner	TE Ben Patrick	32t
09/28/08	ARZ	4	1	NYJ 9***		Kurt Warner	WR Larry Fitzgerald**	0
11/29/09	CAR	1	3	NYJ 39		Jake Delhomme	WR Steve Smith	67t
11/29/09	CAR	2	1	CAR 20		Jake Delhomme	WR Steve Smith	0
10/28/07	BUF	2	3	NYJ 33		Trent Edwards	WR Roscoe Parrish	19
12/02/07	at MIA	2	3	50		John Beck	WR Marty Booker	1
12/16/07	at NE	3	3	NE 14		Tom Brady	WR Randy Moss	0
09/07/08	at MIA	4	3	NYJ 18***		Chad Pennington	WR Ted Ginn, Jr.**	0
11/02/08	at BUF	4	2	NYJ 25***		Trent Edwards	WR James Hardy**	0
12/14/08	BUF	4	1	BUF 26		J.P. Losman	TE Robert Royal	6
09/20/09	NE	1	1	NE 41		Tom Brady	WR Randy Moss	0
10/25/09	at OAK	1	1	NYJ 33***		JaMarcus Russell	WR Todd Watkins	0
12/03/09	at BUF	4	2	BUF 13		Ryan Fitzpatrick	WR Terrell Owens**	0
12/13/09	at TB	4	3	NYJ 49		Josh Freeman	WR Brian Clark	54
01/09/10	at CIN*	2	3	NYJ 41		Carson Palmer	WR Chad Ochocinco	20
01/17/10	at SD*	3	3	NYJ 36		Philip Rivers	WR Vincent Jackson	6

\*POSTSEASON

\*\*Final Defensive Play of the Game

\*\*\*Interception occurred in the endzone



6

QUARTERBACK

HEIGHT: 6'2"

WEIGHT: 225

AGE: 24 (as of opening weekend)

HOMETOWN: Mission Viejo, CA

HIGH SCHOOL: Mission Viejo HS

COLLEGE: Southern California

HOW ACQUIRED: D1 (5), 2009 NFL Draft

EXPERIENCE: NFL: 3rd • JETS: 3rd

Mark **SANCHEZ**

NY Jets Media Guide 2011

**NY****CAREER HIGHLIGHTS**

- Has started 31 of a possible 32 games in his career, missing the contest at TB, 12/13/09, with an injury...Posted a career-mark of 19-12 in those 31 games, completing 474-of-871 passes (54.4%) for 5,735 yards, 29 touchdowns, 33 interceptions and a 70.2 passer rating...Added 211 yards and six touchdown on his 66 career-rushing attempts...Scored three rushing touchdowns in each of his first two seasons, the most rushing touchdowns by a Jets quarterback since Richard Todd registered five in 1980.
- Has posted a career 4-2 record in his six postseason starts, compiling 1,155 yards on 95-of-157 passing (60.5%) and throwing for nine touchdown, three interceptions and a 94.3 passer rating...Tied QBs Len Dawson, Jake Delhomme, Joe Flacco and Roger Staubach for the most road postseason wins as a starting quarterback in a career with four.
- Ranks first in team history with nine postseason touchdown passes and second in passing yards, trailing QB Chad Pennington's 1,166 passing yards by 11...Owner of the ninth-best career passer rating in league history.
- Set Jets rookie records for most passing yards (2,444) and most completions (196) and became the first rookie quarterback in team history to start his team's opening game.
- Named Offensive Rookie of the Month for September after garnering Pepsi Rookie of the Week honors for the first three weeks of the season.
- Became the first rookie quarterback to start and win his team's first three games of the season since Greg Cook of CIN in 1969.
- Owner of the longest play in Jets postseason history when he found Braylon Edwards for an 80-yard touchdown in the second quarter on the AFC Championship Game at IND, 01/24/10.

**FIRSTS:****First Game:** NYJ at HST, 09/13/09 (W, 24-7)**First Start:** NYJ at HST, 09/13/09 (W, 24-7)**First Touchdown:** NYJ at HST, 09/13/09 (30-yard TD pass to WR Chansi Stuckey)**First Interception:** NYJ at HST, 09/13/09 (By S John Busing, returned 14 yards)**First Completion Percentage above 60%:** NYJ vs. NE, 09/20/09 (14-of-22 Passing, 63.6%)**First Passer Rating above 100:** NYJ vs. NE, 09/20/09 (101.1 Rating)**First 300+ Yard Passing Game:** NYJ at DET (OT), 11/07/10 (22-of-38 Passing for 336 yards)**NY****CAREER TRANSACTIONS**

- 04/25/09, NYJ, D1\* (5)

\*Jets acquired 2009 D1 (5) from CLV for DE Kenyon Coleman, S Abram Elam, QB Brett Ratliff, 2009 D1 (17 – Josh Freeman) and 2009 D2 (52 – David Veikune)

**NY****SEASON-BY-SEASON REVIEW**

**2010 (JETS)** Started all 16 games for the first time in his career, completing 278-of-507 passes (54.8%) for 3,291 yards, 17 touchdowns, 13 interceptions and a 75.3 quarterback rating, all career-bests...Added 30 rushing attempts for 105 yards (3.5 avg.) and three touchdowns. **POST-SEASON:** Started all three postseason games leading the Jets back to the AFC Championship Game for the second-consecutive season...Completed 54-of-89 passes (60.7%) for 616 yards, five touchdowns, one interception and a 95.5 rating...Posted passer ratings of 100+ in two of the three games...Found four different receivers with his five touchdown passes. **(AFC Championship: 1/23 at PIT)**...Registered the third postseason game of his career with a 100-plus passer rating, and second in the 2010 playoffs, when he achieved a 102.2 rating after completing 20-of-33 passes (60.6%) for 233 yards, two touchdowns and no interceptions...Cut into the deficit when he found WR Santonio Holmes on a 45-yard touchdown pass on the opening drive of the second-half, making the score 24-10...Pulled the club within five points with just over three minutes to play in the game when he capped a 10-play, 58-yard touchdown drive with a four-yard pass to WR Jericho Cotchery...Finished the second-half with a postseason-best 170 yards passing and two touchdowns, completing 13-of-18 passes (72.2%). **(Divisional: 1/16 at NE)**...Tied QBs Len Dawson, Jake Delhomme, Joe Flacco and Roger Staubach for the most road postseason wins as a starting quarterback in a career with four...Posted a career-best three touchdown passes as he completed 16-of-25 passes (64.0%) for 194 yards, no interceptions, and his second-best postseason passer rating of 127.3...Threw two touchdown passes in the second quarter, first on a seven-yard strike to RB LaDainian Tomlinson and later on a 15-yard hookup with WR Braylon Edwards, to take a 14-3 halftime lead...After NE had cut the lead to 14-11, responded with a five-play, 75-yard drive at the start of the fourth quarter, capping the drive with a seven-yard pass to Holmes, following a 2010 playoff-long 58-yard completion to Cotchery. **(Wild Card: 1/8 at IND)**...Avenged last season's AFC Championship Game loss as he collected the third win of his playoff career, moving him past QBs Joe Namath, Chad Pennington, Vinny Testaverde and Richard Todd for first place for wins among all starting quarterbacks in Jets postseason history...Completed 18-of-31 passes (58.1%) for 189 yards, no touchdowns, one interception and a 62.4 rating...After halftime, connected on nine-of-12 passes (75.0%) for 105 yards...On the final drive, completed all three of his passes for 38

yards, including an 18-yard connection to Edwards with 29 second left to play, turning a potential 50-yard game-winning field goal into the 32-yard attempt made by K Nick Folk for the 17-16 win. **SEASON HIGHLIGHTS: (1/2 vs. BUF)**...Started at quarterback but did not attempt a pass has handed off nine times on the opening drive before being replaced by QB Mark Brunell as he rested for the postseason. **(12/26 at CHI)**...Completed 24-of-37 passes (64.9%) for 269 yards, one touchdown and one interception in compiling an 84.2 passer rating...Finished the first half completing 13-of-15 passes for 156 yards after opening the game seven-for-seven with 90 yards passing...Found Holmes with a 23-yard scoring pass to cap a four-play, 66-yard drive. **(12/19 at PIT)**...Connected on 19-of-29 passes (65.5%) for 170 yards with no touchdown, no interceptions and an 81.1 passer rating...Ran three times for 15 yards, including a seven-yard touchdown run in the third quarter, the final play of an eight-play, 66-yard drive that tied the score at 17-17. **(12/12 vs. MIA)**...Matched his career-high with 44 passing attempts, completing 17 (38.6%) for 216 yards, with no touchdowns, one interception and a passer rating of 45.3...Added 20 yards on two rushing attempts. **(11/21 vs. HST)**...Matched his career-best with three touchdown passes as he completed 22-of-38 passes (57.9%) for 315 yards, one interception and a 100.2 passer rating...His 315 yards passing marked his second-career 300-yard passing performance and second in the last three weeks and capped a three-week stretch in which he lead all NFL quarterbacks with 950 yards...Connected with Edwards for the first touchdown pass, a four-yard score to finish a 10-play, 78-drive in the second quarter...Stretched the lead to 20-7 in the third quarter after capping a nine-play, 92-yard touchdown drive with a 41-yard scoring pass to Holmes...Keyed the game-winning drive with 49 seconds to play in the game when he lead the Jets on a five-play, 72-yard drive, getting key plays from Edwards, with a 42-yard catch, and Holmes with the go-ahead six-yard touchdown catch with 10 seconds remaining in the game...Carried twice for 22 yards. **(11/14 at CLV)**...Matched his career-high with 44 attempts, completing a career-best 27 of them for 299 yards, two touchdowns, one interception and an 87.2 rating in the overtime victory...Became the first quarterback in NFL history to lead his club to consecutive overtime wins on the road when he found Holmes for the 37-yard touchdown pass with 16 seconds remaining in overtime...Capped a pair of nine-plus play second-quarter touchdown drives, first with a 25-yard scoring pass to Cotchery to tie the game 10-10 and later to take a 17-13 into halftime following a one-yard touchdown run. **(11/7 at DET)**...Threw for the first 300-yard passing game of his career, gaining 336 yards on 22-of-39 passing...Connected with Edwards on a 74-yard touchdown pass, the longest regular-season passing play of his career and second only to the 80-yard connection between he and Edwards in the 2009 AFC Championship Game at IND, 01/24/10...Brought the Jets back from 10 points down in the fourth quarter with two scoring drives, the first one capped with his fourth-career rushing touchdown and the second covering 60 yards in the final 1:40 to setup a successful 36-yard field goal...On the opening drive in overtime, found Holmes for a 52-yard completion that setup the game-winning field goal...On the final three drives in regulation and overtime, completed 10-of-12 passes for 144 yards and a 116.7 rating. **(10/17 at DEN)**...Threw his first interception of the season to LB Jason Hunter, ending a streak of 184 attempts without an interception, the second-longest in Jets history...Recorded the first game-winning drive of his career when he led the offense on a 10-play, 80-yard touchdown drive over 2:42 to play, giving the club a 24-

20 lead with 1:13 to play. **(10/11 vs. MIN)**...Threw a career-high 44 times, completing 21 of them for 191 yards. **(10/3 at BUF)**...Posted his third-consecutive passer rating above 100, when he registered a 106.4 rating after completing 14-of-24 passes for 161 yards and two touchdowns. **(9/26 at MIA)**...For the second-consecutive week, posted a 120-plus passer rating and threw for three touchdown passes...Opened the game completing four-of-five passes for 58 yards, finding TE Dustin Keller for 24 yards, the first of his three touchdown passes...Later connected with Keller on a 12-yard score and found Edwards for 67 yards on the first play of the drive in response to the first Jets deficit of game...Holding a one-point advantage with just under seven minutes to play in the fourth, led the Jets on a 12-play, 80-yard touchdown drive to increase the lead to eight with under two minutes remaining in the fourth. **(9/19 vs. NE)**...Completed a season-best 70% of his passes (21-of-30) for 220 yards and three touchdowns as he posted a 124.3 passer rating, the highest regular-season rating of his career...The three touchdown passes also established a career-high...Trailing 14-10 at halftime, used a six-play, 70-yard, third-quarter drive, capped with a two-yard touchdown pass to Cotchery and a two-point conversion to Edwards to give the Jets their first lead of the game, 21-14...Added a 63-yard drive in the fourth quarter that resulted in a one-yard Keller touchdown catch to provide the final margin of victory in the 28-14 win.

**2009 (JETS)** Started all 15 games in which he played as a rookie, missing only the Week 14 game at TB, 12/13...Set Jets rookie records for passing yards and completions (breaking Joe Namath's records set in 1965) as he threw for 2,444 yards on 196-of-364 passing (53.8%) with 12 touchdowns and 20 interceptions for 63.0 quarterback rating in the regular season...Ran for 106 yards and three touchdowns on his 36 carries, the most rushing touchdowns by a Jets quarterback since Richard Todd's five in 1980...Became the first-rookie quarterback in team history to start and win the first game of the season and became the first rookie quarterback since Greg Cook (CIN) in 1969 to start and win his team's first games. **POSTSEASON:** Started all three postseason games, completing 41-of-68 passes (60.3%) for 539 yards, four touchdowns and three interceptions while only being sacked once and recording a passer rating of 92.7...Set the longest play in Jets postseason history when he connected with Edwards for an 80-yard touchdown in the AFC Championship Game. **(AFC Championship: 1/24 at IND)**...Set a postseason career-high with 257 yards passing and threw two touchdowns...Finished the game with a 93.3 quarterback rating on 17-of-30 passing...Following an IND field goal, responded with an 80-yard touchdown pass to Edwards on the next play to give the Jets a 7-3 lead in the second quarter...The 80-yard score marked both the longest play of his career and the longest postseason play in franchise history...Found Keller for a touchdown for the third-consecutive game as the two connected on a nine-yard pass in the second quarter. **(Divisional: 1/17 at SD)**...Again gave the Jets their first lead of the game when he found Keller for a touchdown, this time on a two-yard pass early in the fourth quarter...Threw for 100 yards on 12-of-23 passing with one touchdown and one interception...Converted on a third-and-four with a seven-yard completion to Cotchery before RB Shonn Greene broke free for a 53-yard touchdown run on the next play. **(Wild Card: 1/9 at CIN)**...Made his postseason debut and earned a game ball as he threw for 182 yards and a touchdown on 12-of-15 passing, for a postseason-best 80.0% completion percentage...Finished with a 139.4 quarterback rating, the second-highest in Jets postseason season history behind only

QB Chad Pennington's 142.0 vs. IND, 01/4/03...Found Keller for a 45-yard touchdown that gave the Jets their first lead of the game. **SEA-SON HIGHLIGHTS: (1/3 vs. CIN)**...Completed eight-of-16 passes for 63 yards before giving way to backup QB Kellen Clemens half-way through the fourth quarter in the 37-point win...Twice converted on third-and-one with one-yard rushes. **(12/27 at IND)**...Connected on 12-of-19 passes for 106 yards with no touchdowns and no interceptions...Registered the first two two-point conversion passes of his career, the first to Keller to give the Jets a three-point lead and the second to Edwards to extend the margin to 14 in the fourth quarter. **(12/20 vs. ATL)**...Named game captain as he returned to action after missing the first game of his career the week earlier...Connected with Edwards for a regular-season-long 65-yard touchdown pass near the end of the first quarter...Finished the contest with 226 yards, one touchdown and three interceptions on 18-of-32 passing. **(12/3 at BUF)**...Threw for 104 yards and a touchdown on seven-of-15 passing...Added one rush for eight yards...Found Edwards for a 13-yard touchdown late in the first half...On the play, Edwards was initially ruled down at the one-yard line before replay overturned the call for a touchdown...Injured in the third quarter on his eight-yard rushing attempt, but stayed in the game for two plays, handing off twice before giving way to Clemens. **(11/29 vs. CAR)**...Completed 13-of-17 passes, posting his highest regular-season completion percentage of 76.5%, for 154 yards and an interception...Added another 27 yards on his three carries...Departed for a series in the third quarter after an injury...Found RB Danny Woodhead for a 16-yard completion on third-and-two to help set up a field goal four-plays later to give the Jets a 17-6 lead. **(11/22 at NE)**...Found Cotchery for a 29-yard touchdown for the final play of an 11-play, 80-yard drive that opened the second half...Finished the game with 136 yards, one touchdown and four interceptions on eight-of-21 passing. **(11/15 vs. JAX)**...Threw for 212 yards on 16-of-30 passing with one touchdown and two interceptions...Gave the Jets the lead in the first quarter when he found Cotchery on third-and-six for a seven-yard touchdown to cap a five-play, 61-yard drive...Orchestrated a 16-play, 77-yard drive, converting on both third-down passing attempts, to help the Jets retake the lead with 5:07 remaining in the game. **(11/1 at MIA)**...Posted his second-consecutive passer rating of more than 100 with a 100.3 rating, completing 20-of-35 passes for 265 yards and two touchdowns...Added another touchdown when he scored on a run from one-yard out...Led a touchdown drive at the end of the third quarter that covered 74 yards, the bulk coming on a 53-yard pass to Cotchery on the drive's first play and culminated with a 19-yard touchdown pass to Edwards...Led another scoring drive mid-way through the fourth quarter that covered 81 yards in six plays and ended with a 16-yard strike to Keller. **(10/25 at OAK)**...Completed nine-of-16 passes for 143 yards and a touchdown en route to a 107.0 passer rating, his highest passer rating of the regular season...Extended the lead to 14 when he scored on a run from three-yards out two plays after a S Jim Leonhard interception...Capped a five-play, 66-yard touchdown drive when he found WR David Clowney for a 35-yard score. **(10/18 vs. BUF)**...Went 10-to-29 passing for 119 yards with five interceptions...Added one rush for six yards. **(10/12 at MIA)**...Named a game captain as he made his Monday Night Football debut...Completed 12-of-24 passes for 172 yards and a touchdown...Evened the score at 7-7 when he found the newly-acquired Edwards for a three-yard score on the Jets first drive of the game...Twice led scoring drives in the fourth quarter to give the Jets the lead, finding Clowney for 53 yards and Edwards for

35 on the first drive. **(10/4 at NO)**...Threw for 138 yards and three interceptions on 14-of-27 passing and ran four times for 24 yards...Following a DB Dwight Lowery fumble recovery, led a touchdown drive that cut the lead to seven when he found RB Leon Washington for a 15-yard gain on third-and-six, before a RB Thomas Jones rushing touchdown one-play later. **(9/27 vs. TEN)**...Earned his third-consecutive Pepsi NFL Rookie of the Week award as he became the first rookie quarterback since Cook (CIN) in 1969 to start and win his team's first three games...Capped a 10-play, 73-yard opening drive when he scrambled and scored from 14 yards out on third-and-10, marking his first-career rushing touchdown...The 14-yard run marked the longest touchdown run by a Jets quarterback since Todd scored from 16 yards out vs. MIA on 10/27/80...Following a fumble recovery on the ensuing kickoff, led a five-play touchdown drive that ended when he found TE Ben Hartsock for a two-yard score and gave the Jets a 14-0 lead...Retook the lead in the third quarter when he capitalized on another special teams takeaway, finding Cotchery for a six-yard touchdown...Set up the final scoring drive of the game when he connected with Cotchery for 46 yards to set up a field goal four-plays later. **(9/20 vs. NE)**...Completed 14-of-22 passes (63.6%) for 163 yards, one touchdown and 101.1 passer rating as he was named Pepsi NFL Rookie of the Week for the second-consecutive week...Found Cotchery for a 45-yard reception on the first play of the second half and completed the drive two-plays later when he hooked up with Keller for a nine-yard touchdown, giving the Jets their first lead of the game...Led scoring drives on the first three second-half possessions, stretching the lead to 16-9, the final margin of victory. **(9/13 at HST)**...Became the first rookie quarterback in team history to start the team's season opener and the first Jets rookie to start at quarterback since Matt Robinson vs. SEA, 9/13/77...Named Pepsi NFL Rookie of the Week and received a game ball as he became just the fourth rookie quarterback since the AFL-NFL merger to start and win on the road on opening day, joining QBs Chris Weinke (CAR, 09/09/01 at MIN), John Elway (DEN, 09/04/83 at PIT) and Joe Ferguson (BUF, 09/16/73 at NE)...Finished the game with a season-high 272 yards, one touchdown and one interception on 18-of-31 passing (58.1%) for a quarterback rating of 84.3...Completed the first pass of his career to Washington for a gain of eight yards...Connected with WR Chansi Stuckey for a 30-yard touchdown on third-and-10 for the first touchdown of his career...Recorded the first rushing attempt of his career when he scrambled for five yards in the fourth quarter...Completed 12-of-15 passes for 191 yards and a touchdown with a 141.0 passer rating on third down.

## DID YOU KNOW?

Mark Sanchez has the seventh highest passer rating of any QB through his first six postseason starts?

### QBs Who Began Career Since 1970

Aikman, Troy	115.7
Theismann, Joe	111.8
Delhomme, Jake	108.4
Brees, Drew	103.7
Gannon, Rich	97.8
Warner, Kurt	95.0
<b>Sanchez, Mark</b>	<b>94.3</b>

- Spent his freshman and sophomore years at Santa Margarita High in Rancho Santa Margarita, CA before transferring to Mission Viejo.
- Appeared in a Spanish language commercial for the NFL, broadcast during the Jets Monday Night Football game in MIA, 10/12/09 during the celebration of Hispanic Heritage Month.
- Attended the Jets Taste of the NFL in New York City dedicated to fighting hunger in the New York metropolitan area.
- Visited P.G. Chambers School to celebrate the completion of a new adaptive fitness area as part of the Jets' partnership with Home-town Huddle and the United Way of Morris County.



## BEFORE THE NFL

- In 27 games under former Jets and current Seahawks Head Coach Pete Carroll, Sanchez completed 313-of-487 (64.3 percent) passes for 3,965 yards, 41 touchdowns (sixth in USC history) and 16 interceptions.
- In 2008, his final season at USC, started all 13 games and completed 241-of-366 (65.5%) passes for 3,207 yards (led Pac-10), 34 touchdowns (second-best in USC history) and 10 interceptions for a 164.64 passing efficiency rating (sixth in the nation)...Scored three rushing touchdowns...Led the league in total offense (247.9 per game).
- Honorable-mention All-American by *Pro Football Weekly* and *Sports Illustrated*...All Pac-10 first team...Finalist for the Manning Award and semifinalist for the Davey O'Brien Award and Maxwell Award...Threw for five touchdowns vs. Washington State in 2008, tying the USC record.
- Recipient of USC's Service Team Offensive Player of the Year Award as a redshirt freshman in 2005.
- Attended Mission Viejo (CA) HS as a junior and senior, playing for Bob Johnson, father of former USC and NFL QB Rob Johnson and UCLA/Michigan State QB Bret Johnson, posting a 27-1 record as a starter.
- All-South Coast League Co-Offensive MVP, completed 151-of-245 (61.6 percent) for 2,441 yards with 24 touchdowns and four interceptions in 2004, despite sitting out the equivalent of four games as Mission Viejo was winning handily...Captured the CIF Division II championship.
- Named 2004 *Parade* All-American Player of the Year, *Super Prep* All-American Player of the Year and EA Sports All-American first team.
- First varsity pass as a 2002 sophomore went 55 yards for the game-winning touchdown vs. Santa Margarita H.S.



## OFF THE FIELD

- Graduated from USC in May 2009 with a degree in communications.
- Earned Pac-10 All-Academic honorable mention.
- Brothers, Nick (Yale in 1992-94) and Brandon (DePauw in 1997) played football in college.
- Played basketball and baseball at Mission Viejo.

### Mark Sanchez Top 10 Completion Percentage Games

Date	Opp	Result	Att	Cmp	Pct	Yds	TD	Int	Rate
01/09/10	at CIN*	W	15	12	80.0%	182	1	0	139.4
11/29/09	CAR	W	17	13	76.5%	154	0	1	79.0
09/19/10	NE	W	30	21	70.0%	220	3	0	124.3
12/19/10	at PIT	W	29	19	65.5%	170	0	0	81.1
12/26/10	at CHI	L	37	24	64.9%	269	1	1	84.2
01/16/11	at NE*	W	25	16	64.0%	194	3	0	127.3
09/20/09	NE	W	22	14	63.6%	163	1	0	101.1
12/27/09	at IND	W	19	12	63.2%	106	0	0	78.0
11/14/10	at CLV	W	44	27	61.4%	299	2	1	87.2
01/23/11	at PIT*	L	33	20	60.6%	233	2	0	102.2

\*POSTSEASON

## Mark Sanchez's Career Statistics

Year	Team	Record	GP	GS	Att	Cmp	Pct	Yds	Yds/Att	TD	Int	Lg	Sk	Rating	Rush	Yds	Avg	Lg	TD
2009	Jets	8-7	15	15	364	196	53.8	2,444	6.7	12	20	65t	26	63.0	36	106	2.9	0	3
2010	Jets	11-5	16	16	507	278	54.8	3,291	6.5	17	13	74t	27	75.3	30	105	3.5	20	3
<b>Career Totals</b>		<b>19-12</b>	<b>31</b>	<b>31</b>	<b>871</b>	<b>474</b>	<b>54.4</b>	<b>5,735</b>	<b>6.6</b>	<b>29</b>	<b>33</b>	<b>74t</b>	<b>53</b>	<b>70.2</b>	<b>66</b>	<b>211</b>	<b>3.2</b>	<b>20</b>	<b>6</b>

## Career Bests

**Attempts:** 44 (three times, last 12/12/10 vs. MIA)

**Completions:** 27 (11/14/10 at CLV)

**Yards Passing:** 336 (11/7/10 at DET)

**Completion Percentage:** 76.5 (11/29/09 vs. CAR)

**Passer Rating:** 124.3 (9/19/10 vs. NE)

**Touchdowns Passing:** 3 (three times, last 11/21/10 vs. HST)

**Interceptions:** 5 (10/18/09 vs. BUF)

**Longest Completion:** 74t (11/7/10 at DET)

**Longest Touchdown:** 74t (11/7/10 at DET)

**Rushing Attempts:** 5 (9/13/09 at HST)

**Rushing Yards:** 27 (11/29/09 vs. CAR)

**Rushing Touchdowns:** 1 (six times, last 12/19/10 at PIT)

**Longest Rush:** 20 (10/31/10 vs. GB)

## Career Postseason

Year	Team	Record	GP	GS	Att	Cmp	Pct	Yds	Yds/Att	TD	Int	Lg	Sk	Rating	Rush	Yds	Avg	Lg	TD
2009	Jets	2-1	3	3	68	41	60.3	539	7.9	4	2	80t	1	92.7	6	-2	-0.3	2	0
2010	Jets	2-1	3	3	89	54	60.7	616	6.9	5	1	58	3	95.5	5	11	2.2	6	0
<b>Totals</b>		<b>4-2</b>	<b>6</b>	<b>6</b>	<b>157</b>	<b>95</b>	<b>60.5</b>	<b>1,155</b>	<b>7.4</b>	<b>9</b>	<b>3</b>	<b>80t</b>	<b>4</b>	<b>94.3</b>	<b>11</b>	<b>9</b>	<b>0.8</b>	<b>6</b>	<b>0</b>

## Career Bests

**Attempts:** 33 (1/23/11 at PIT)

**Completions:** 20 (1/23/11 at PIT)

**Yards Passing:** 257 (1/24/10 at IND)

**Completion Percentage:** 80.0 (1/9/10 at CIN)

**Passer Rating:** 139.4 (1/9/10 at CIN)

**Touchdowns Passing:** 3 (1/16/11 at NE)

**Longest Completion:** 80t (1/24/10 at IND)

**Longest Touchdown:** 80t (1/24/10 at IND)

**Rushing Attempts:** 3 (twice, last 1/23/11 at PIT)

**Rushing Yards:** 6 (twice, last 1/23/11 at PIT)

**Longest Rush:** 6 (twice, last 1/23/11 at PIT)

**Interceptions:** 1 (twice, last 1/8/11 at IND)

## 2010 New York Jets

Game	Opp	W/L	GP	GS	Att	Cmp	Pct	Yds	Yds/Att	TD	Int	Lg	Sk	Rating	Rush	Yds	Avg	Lg	TD
9/13	BLT	L	1	1	21	10	47.6	74	3.5	0	0	13	2	56.4	2	5	2.5	6	0
9/19	NE	W	1	1	30	21	70.0	220	7.3	3	0	39	3	124.3	4	2	0.5	3	0
9/26	at MIA	W	1	1	28	15	53.6	256	9.1	3	0	67t	0	120.5	1				0
10/3	at BUF	W	1	1	24	14	58.3	161	6.7	2	0	41t	0	106.4	1	0	0.0	0	0
10/11	MIN	W	1	1	44	21	47.7	191	4.3	0	0	31	2	59.9	-	-	-	-	
10/17	at DEN	W	1	1	30	17	56.7	198	6.6	1	2	41	2	60.1	1				0
10/31	GB	L	1	1	38	16	42.1	256	6.7	0	2	49	2	43.3	2	22	11.0	20	0
11/7	at DET	W	1	1	39	22	56.4	336	8.6	1	1	74t	1	82.9	3	1	0.3	1t	1
11/14	at CLV	W	1	1	44	27	61.4	299	6.8	2	1	37t	2	87.2	2	4	2.0	3	1
11/21	HST	W	1	1	38	22	57.9	315	8.3	3	1	42	3	100.2	2	22	11.0	12	0
11/25	CIN	W	1	1	28	16	57.1	166	5.9	1	1	23	2	71.4	3	-4	-1.3		0
12/4	at NE	L	1	1	33	17	51.5	164	5.0	0	3	24	1	27.8	4	20	5.0	11	0
12/12	MIA	L	1	1	44	17	38.6	216	4.9	0	1	42	6	45.3	2	20	10.0	14	0
12/19	at PIT	W	1	1	29	19	65.5	170	5.9	0	0	38	1	81.1	3	15	5.0	7t	1
12/26	at CHI	L	1	1	37	24	64.9	269	7.3	1	1	26	0	84.2	-	-	-	-	-
1/2	BUF	W	1	1	-	-	-	-	-	-	-	-	-	-	-	-	-	-	-
<b>2010 Totals</b>		<b>11-5</b>	<b>16</b>	<b>16</b>	<b>507</b>	<b>278</b>	<b>54.8</b>	<b>3,291</b>	<b>6.5</b>	<b>17</b>	<b>13</b>	<b>74t</b>	<b>27</b>	<b>75.3</b>	<b>30</b>	<b>105</b>	<b>3.5</b>	<b>20</b>	<b>3</b>

## 2010 POSTSEASON

Game	Opp	W/L	GP	GS	Att	Cmp	Pct	Yds	Yds/Att	TD	Int	Lg	Sk	Rating	Rush	Yds	Avg	Lg	TD
1/8	at IND	W	1	1	31	18	58.1	189	3.3	0	1	24	1	62.4	1	6	6.0	6	0
1/16	at NE	W	1	1	25	16	64.0	194	3.0	3	0	58	0	127.3	1				0
1/23	at PIT	L	1	1	33	20	60.6	233	3.8	2	0	45t	2	102.2	3	6	2.0	6	0
<b>Totals</b>		<b>2-1</b>	<b>3</b>	<b>3</b>	<b>89</b>	<b>54</b>	<b>60.7</b>	<b>616</b>	<b>6.9</b>	<b>5</b>	<b>1</b>	<b>58</b>	<b>3</b>	<b>95.5</b>	<b>5</b>	<b>11</b>	<b>2.2</b>	<b>6</b>	<b>0</b>

## Mark Sanchez Games with Passer Rating of 100+ (Minimum 15 Attempts)

Date	Opp	Result	Att	Cmp	Pct	Yds	TD	Int	Rate
01/09/10	at CIN*	W	15	12	80.0%	182	1	0	139.4
01/16/11	at NE*	W	25	16	64.0%	194	3	0	127.3
09/19/10	NE	W	30	21	70.0%	220	3	0	124.3
09/26/10	at MIA	W	28	15	53.6%	256	3	0	120.5
10/25/09	at OAK	W	16	9	56.3%	143	1	0	107.0
10/03/10	at BUF	W	24	14	58.3%	161	2	0	106.4
01/23/11	at PIT*	L	33	20	60.6%	233	2	0	102.2
09/20/09	NE	W	22	14	63.6%	163	1	0	101.1
11/01/09	MIA	L	35	20	57.1%	265	2	0	100.3
11/21/10	HST	W	38	22	57.9%	315	3	1	100.2

\*POSTSEASON

## 2009 New York Jets

Game	Opp	W/L	GP	GS	Att	Cmp	Pct	Yds	Yds/Att	TD	Int	Lg	Sk	Rating	Rush	Yds	Avg	Lg	TD
9/13	at HST	W	1	1	31	18	58.1	272	8.8	1	1	40	0	84.3	5	6	1.2	7	0
9/20	NE	W	1	1	22	14	63.6	163	7.4	1	0	45	2	101.1	2	-2			0
9/27	TEN	W	1	1	30	17	56.7	171	5.7	2	1	46	3	81.4	4	10	2.5	14t	1
10/4	at NO	L	1	1	27	14	51.9	138	5.1	0	3	27	4	27.0	4	24	6.0	12	0
10/12	at MIA	L	1	1	24	12	50.0	172	7.2	1	0	53	1	87.5	2	6	3.0	4	0
10/18	BUF	L	1	1	29	10	34.5	119	4.1	0	5	33	2	8.3	1	6	6.0	6	0
10/25	at OAK	W	1	1	16	9	56.3	143	8.9	1	0	35	1	107.0	2	4	2.0	3t	1
11/1	MIA	L	1	1	35	20	57.1	265	7.6	2	0	53	2	100.3	4	6	1.5	4	1
11/15	JAX	L	1	1	30	16	53.3	212	7.1	1	2	41	0	59.3	0	0	0.0	0	0
11/22	at NE	L	1	1	21	8	38.1	136	6.5	1	4	33	2	37.1	1	2	2.0	2	0
11/29	CAR	W	1	1	17	13	76.5	154	9.1	0	1	26	3	79.0	3	27	9.0	12	0
12/3	at BUF	W	1	1	15	7	46.7	104	6.9	1	0	45	2	92.1	1	8	8.0	8	0
12/13	at TB	W			INACTIVE														
12/20	ATL	L	1	1	32	18	56.3	226	7.1	1	3	65t	2	49.7	3	7	2.3	4	0
12/27	at IND	W	1	1	19	12	63.2	106	5.6	0	0	16	2	78.0	2	0	0.0	1	0
1/3	CIN	W	1	1	16	8	50.0	63	3.9	0	0	14	0	60.2	2	2	1.0	1	0
<b>2009 Totals</b>		<b>8-7</b>	<b>15</b>	<b>15</b>	<b>364</b>	<b>196</b>	<b>53.8</b>	<b>2,444</b>	<b>6.7</b>	<b>12</b>	<b>20</b>	<b>65t</b>	<b>26</b>	<b>63.0</b>	<b>36</b>	<b>106</b>	<b>2.9</b>	<b>14t</b>	<b>3</b>

## POSTSEASON

Game	Opp	W/L	GP	GS	Att	Cmp	Pct	Yds	Yds/Att	TD	Int	Lg	Sk	Rating	Rush	Yds	Avg	Lg	TD
1/9	at CIN	W	1	1	15	12	80.0	182	12.1	1	0	45t	0	139.4	3	-2	-0.7	-2	0
1/17	at SD	W	1	1	23	12	52.2	100	4.3	1	1	21	1	60.1	1				0
1/24	at IND	L	1	1	30	17	56.7	257	8.6	2	1	80t	0	93.3	2	1	0.5	2	0
<b>Totals</b>		<b>2-1</b>	<b>3</b>	<b>3</b>	<b>68</b>	<b>41</b>	<b>60.3</b>	<b>539</b>	<b>7.9</b>	<b>4</b>	<b>2</b>	<b>80t</b>	<b>1</b>	<b>92.7</b>	<b>6</b>	<b>-2</b>	<b>-0.3</b>	<b>2</b>	<b>0</b>

## Mark Sanchez Top 10 Passing Games (Yardage)

Date	Opp	W/L	Att	Cmp	Pct	Yds	TD	Int	Rate
11/07/10	at DET	W	39	22	56.4%	336	1	1	82.9
11/21/10	HST	W	38	22	57.9%	315	3	1	100.2
11/14/10	at CLV	W	44	27	61.4%	299	2	1	87.2
09/13/09	at HST	W	31	18	58.1%	272	1	1	84.3
12/26/10	at CHI	L	37	24	64.9%	269	1	1	84.2
11/01/09	MIA	L	35	20	57.1%	265	2	0	100.3
01/24/10	at IND*	L	30	17	56.7%	257	2	1	93.3
09/26/10	at MIA	W	28	15	53.6%	256	3	0	120.5
10/31/10	GB	L	38	16	42.1%	256	0	2	43.3
01/23/11	at PIT*	L	33	20	60.6%	233	2	0	102.2

\*POSTSEASON

**57**

LINEBACKER

**HEIGHT:** 6'2"**WEIGHT:** 240**AGE:** 30 (as of opening weekend)**HOMETOWN:** Detroit, MI**HIGH SCHOOL:** Southeastern (MI) HS**COLLEGE:** Southern Illinois**HOW ACQUIRED:** UFA (BLT, 2/28/09)**EXPERIENCE:** NFL: 10th • JETS: 3rd**Bart SCOTT**

NY Jets Media Guide 2011

**NY****CAREER HIGHLIGHTS**

- Played in 141 games, starting 90, logging 709 tackles, 18 sacks, three interceptions, 24 passes defended, four forced fumbles and six fumbles recovered...Recorded 64 tackles in 11 postseason contests, 10 starts.
- Produced 100-or-more tackles in five of his last six seasons.
- Earned Pro Bowl appearance in 2006 as second alternate after his first NFL season with 16 starts...Registered career-high totals of 135 tackles, 9.5 sacks and two interceptions in 2006 and earned recognition as second-team All-Pro by *Associated Press*, *Sports Illustrated* All-Pro by Peter King and the USA Today All-Joe Team.
- AFC Defensive Player of the Month for September 2006 after tying for the NFL lead during the month with five sacks, in addition to collecting 24 tackles and five passes defended.
- Accumulated 19 special teams tackles for BLT in 2003.

**NY****CAREER TRANSACTIONS**

- 02/28/09, NYJ, Signed, UFA (BLT)
- 03/14/06, BLT, Re-Signed, UFA
- 04/18/05, BLT, Re-Signed, RFA
- 04/26/02, BLT, Signed, Undrafted FA

**NY****SEASON-BY-SEASON REVIEW**

**2010 (JETS)** One of two defensive players to start all 16 games... Accumulated 94 tackles, second-most on the team, including seven tackles-for-loss...Registered one sack, 13 quarterback hits, one pass defended, one forced fumble and one fumble recovery. **POSTSEASON:** Started all three postseason games, finishing with 12 total tackles. **SEASON HIGHLIGHTS: (11/7 at DET)**...Registered a 10-yard sack of QB Matthew Stafford and was named game captain as he returned to his hometown of Detroit. **(10/11 vs. MIN)**...Recovered a QB Brett Favre fumble after an aborted snap, the first of three takeaways. **(9/13 vs. BLT)**...Named game captain as he faced his former club for the first time in his career...Forced a RB Willis McGahee fumble, that was recovered by DT Sione Pouha, after stuffing the running back for no gain.

**2009 (JETS)** Tone setter of defensive unit that finished the season ranked number-one in the NFL in total defense for the first time in franchise history...Started all 16 games and amassed 107 tackles, one sack and one pass defended. **POSTSEASON:** Recorded 14 tackles

and one pass defense in the postseason despite an injury that limited him in the AFC Championship Game at IND, 01/24/10. **SEASON HIGHLIGHTS: (1/3 vs. CIN)**...With his physical play, inspired a defense that shutout the AFC North champion Bengals and held their offense to 72 total yards on 40 plays, an average of 1.8 yards per play... The 72 total yards are the fourth-lowest allowed in Jets history. **(11/1 vs. MIA)**...Spearheaded a dominate defensive performance, holding division-rival MIA to 104 net yards, the fifth-lowest total in franchise history...Finished the game with nine tackles, including two for losses, a sack of QB Chad Henne and another quarterback hit. **(10/12 at MIA)**...Tied for the team lead with S Jim Leonhard with 12 tackles (eight solo).

**2008 (BLT)** Started all 16 games for the third-consecutive season... Ranked second on NFL's second-ranked defense with 104 tackles... Contributed 1.5 sacks, two forced fumbles and five passes defended. **POSTSEASON:** Started all three games and finished second on the team with 26 tackles...Helped BLT advance to AFC Championship Game. **(AFC Championship Game: 1/18 at PIT)**...Posted a quarterback hit on QB Ben Roethlisberger to go with seven tackles, one for loss. **(Divisional: 1/10 at TEN)**...Established a new postseason best with nine solo tackles, part of his 11 total tackles which tied for the team lead. **SEASON HIGHLIGHTS: (12/28 vs. JAX)**...Forced a RB Maurice Jones-Drew fumble, which was recovered by LB Ray Lewis. **(11/30 at CIN)**...Split a four-yard sack of QB Jordan Palmer with LB Jarret Johnson. **(9/29 at PIT)**...Had a 10-yard sack of Roethlisberger on third down, forcing a fumble.

**2007 (BLT)** Started all 16 games for the second-consecutive season... Ranked second on the team with 131 tackles in addition to posting a sack and three passes defended...Responsible for nine games with 10-or-more tackles. **SEASON HIGHLIGHTS: (10/7 at SF)**...Recorded sack of QB Trent Dilfer.

**2006 (BLT)** Started all 16 games for the first time and ranked second on NFL's top-ranked defense with 135 tackles...Tied for third on the team with 9.5 sacks...Also contributed two interceptions, one forced fumble and nine passes defended...Posted career-highs in tackles, sacks, passes defended and interceptions...Earned Pro Bowl selection as second alternate and played because of injuries to teammate Ray Lewis and DEN LB Al Wilson...Earned AFC Defensive Player of the Month for September after leading the AFC and tying for the NFL lead with five sacks in three games in addition to registering 24 tackles and five passes defended...Named second-team All-Pro by the *Associated Press*, *Sports Illustrated* All-Pro by Peter King and to the *USA Today* All-Joe team. **POSTSEASON: (Divisional: 1/13 vs. IND)**...Finished second on the team with a postseason career-best 12 tackles and tallied three quarterback hits. **SEASON HIGHLIGHTS: (12/17 vs. CLV)**...Sacked QB Derek Anderson for a 14-yard loss, his 4.5 sack in four

SCOTT, BART

**203**

weeks. **(12/10 at KC)**...Sacked QB Trent Green in addition to posting 11 tackles. **(11/30 at CIN)**...Recorded sack of QB Carson Palmer. **(11/26 vs. PIT)**...Victimized Roethlisberger for 1.5 sacks, first splitting an 11-yard sack with LB Jarret Johnson and later recording a six-yard sack of his own...Added an interception of Roethlisberger in the 27-0 shutout. **(10/1 vs. SD)**...Registered a career-high 19 tackles and picked off QB Philip Rivers, returning the ball 24 yards. **(9/24 at CLV)**...Posted two sacks of QB Charlie Frye, the third time in his career he has registered two sacks in a game and second time in three weeks...Earned AFC Player of the Month honors for September after finishing with five sacks in three games. **(9/17 vs. OAK)**...Notched sack of QB Andrew Walter, his third sack in the season's first two weeks. **(9/10 at TB)**...Matched his career high with two sacks, taking down both QBs Chris Simms and Bruce Gradkowski...Contributed two passes defended, including one that was intercepted by DT Haloti Ngata and returned 60 yards.

**2005 (BLT)** Played in all 16 games, earning 10 starts in first season as a starter...Amassed 119 tackles, four sacks, two fumble recoveries and five passes defended...Responsible for 15 special teams tackles...Tallied seven games with 10-or-more tackles after entering the season with a previous single-season career-high of nine tackles. **SEASON HIGHLIGHTS: (12/19 vs. GB)**...Notched one fumble recovery after LB Adalius Thomas sacked QB Aaron Rodgers, and returned the ball 11 yards to set up a touchdown three-plays later. **(12/4 vs. HST)**...Produced sack of David Carr, dropping the quarterback for 14-yard loss. **(11/20 vs. PIT)**...Earned game ball after producing a career-best two sacks of QB Tommy Maddox and leading the team with 12 tackles in the 16-13 overtime win. **(11/13 at JAX)**...Split a sack of QB Byron Leftwich with LB Jarret Johnson. **(11/6 vs. CIN)**...Combined with DT Kelly Gregg to register a sack of Carson Palmer. **(10/31 at PIT)**...Earned the first NFL start of his career, posting nine tackles and a pass defended.

**2004 (BLT)** Played in 13 games...Ranked second on the club with 17 special teams tackles and recorded a fumble recovery on special teams...Contributed at linebacker and safety on defense, registering five tackles. **SEASON HIGHLIGHTS: (11/14 at NYJ)**...Responsible for fumble recovery on special teams when he recovered teammate B.J. Sam's fumble on the opening kickoff in 20-17 overtime win.

**2003 (BLT)** Played in all 16 games and one postseason contest...Ranked second on the team with a career-high 19 special teams tackles...Notched nine tackles and one fumble recovery on defense. **POSTSEASON:** Contributed one special teams tackle during the post-season. **SEASON HIGHLIGHTS: (12/21 at CLV)**...Recorded first NFL fumble recovery when he recovered a RB Lee Suggs fumble.

**2002 (BLT)** Played in all 16 games as a rookie...Tied for the team lead with 17 special teams tackles...Tallied five tackles and one interception on defense. **SEASON HIGHLIGHTS: (11/24 vs. TEN)**...Recorded first NFL interception when he picked off QB Steve McNair in end zone to help preserve the 13-12 victory. **(9/8 at CAR)**...Made his NFL debut.

## FIRSTS:

<b>First Game:</b>	BLT at CAR, 09/08/02 (L, 7-10)
<b>First NYJ Game:</b>	at HST, 09/13/09 (W, 24-7)
<b>First Start:</b>	BLT at PIT, 10/31/05 (L, 19-20)
<b>First NYJ Start:</b>	at HST, 09/13/09 (W, 24-7)
<b>First (Full) Sack:</b>	BLT vs. PIT, 11/20/05 (QB Tommy Maddox – Two sacks total)
<b>First NYJ Sack:</b>	vs. MIA, 11/01/09 (QB Chad Henne)
<b>First INT:</b>	BLT vs. TEN, 11/24/02 (QB Steve McNair)



## BEFORE THE NFL

- Three-year starter at Southern Illinois who switched from linebacker to strong safety as a sophomore and finished his career with 352 tackles, earning first-team All-Gateway conference recognition as a senior.
- First-team all-state as a senior at Southeastern HS in Detroit, MI after totaling 76 tackles and three fumble recoveries on defense and rushing for a team-high 635 yards and five touchdowns on 97 carries.
- High school retired his #32 jersey on 05/14/08.



## OFF THE FIELD

- Returned to Southern Illinois during the 2005 offseason and graduated with a degree in economics.
- Also competed in basketball, baseball and tennis in high school.
- Honored by Baltimore-area Congressman Elijah Cummings at his "Legends Among Us" fundraiser for his service to the community in March 2008.
- Established his charity, A Son Never Forgets Foundation in October 2006, that aims to help those suffering with paralysis after his cousin, Jeffrey Pippen, was paralyzed in a random shooting at a local bar.
- Provided uniforms, cleats, and gloves to his alma mater, Southeastern HS, for their football program in 2005.
- Purchased a plot of grass near his grandmother's house to turn into a neighborhood playground.
- Official website: [www.madbacker.net](http://www.madbacker.net)
- Bart and his wife, Darnesha, have a son, Bartholomew, and a daughter, Jisele.

## Bart Scott's Career Statistics

Year	Team	P	S	TT	S	A	Sk	Yds	Int	Yds	Lg	TD	PD	FF	FR	Yds	TD
2002	BLT	16	0	5	3	2	0.0	0.0	1	0	0	0	0	0	0	0	0
2003	BLT	16	0	9	7	2	0.0	0.0	0	0	0	0	0	0	1	0	0
2004	BLT	13	0	5	3	2	0.0	0.0	0	0	0	0	0	0	1	0	0
2005	BLT	16	10	119	77	42	4.0	24.5	0	0	0	0	5	0	3	0	0
2006	BLT	16	16	135	93	42	9.5	66.0	2	31	24	0	9	1	0	0	0
2007	BLT	16	16	131	84	47	1.0	2.0	0	0	0	0	3	0	0	0	0
2008	BLT	16	16	104	54	50	1.5	12.0	0	0	0	0	5	2	0	0	0
2009	Jets	16	16	107	76	31	1.0	15.0	0	0	0	0	1	0	0	0	0
2010	Jets	16	16	94	66	28	1.0	10.0	0	0	0	0	1	1	1	0	0
<b>Career Totals</b>		<b>141</b>	<b>90</b>	<b>709</b>	<b>463</b>	<b>246</b>	<b>18.0</b>	<b>129.5</b>	<b>3</b>	<b>31</b>	<b>24</b>	<b>0</b>	<b>24</b>	<b>4</b>	<b>6</b>	<b>0</b>	<b>0</b>

## Additional Statistics

**Special Teams Tackles:** 68 (career): 15 (2005); 17 (2004), 19 (2003); 17 (2002)

## Career Bests

**Tackles:** 19 (10/1/06 vs. SD)

**Sacks:** 2 (three times, last 9/24/06 at CLV)

**Solo Tackles:** 14 (10/1/06 vs. SD)

**Forced Fumbles:** 1 (four times, last 9/13/10 vs. BLT)

**Interceptions:** 1 (three times, last 11/26/06 vs. PIT)

**Fumble Recoveries:** 1 (five times, last 10/11/10 vs. MIN)

## Career Postseason

Year	Team	P	S	TT	S	A	Sk	Yds	Int	Yds	Lg	TD	PD	FF	FR	Yds	TD
2003	BLT	1	0	0	0	0	0.0	0.0	0	0	0	0	0	0	0	0	0
2006	BLT	1	1	12	5	7	0.0	0.0	0	0	0	0	0	0	0	0	0
2008	BLT	3	3	26	22	4	0.0	0.0	0	0	0	0	0	0	0	0	0
2009	Jets	3	3	14	8	6	0.0	0.0	0	0	0	0	1	0	0	0	0
2010	Jets	3	3	12	7	5	0.0	0.0	0	0	0	0	0	0	0	0	0
<b>Totals</b>		<b>11</b>	<b>10</b>	<b>64</b>	<b>42</b>	<b>22</b>	<b>0.0</b>	<b>0.0</b>	<b>0</b>	<b>0</b>	<b>0</b>	<b>0</b>	<b>1</b>	<b>0</b>	<b>0</b>	<b>0</b>	<b>0</b>

## Additional Postseason Statistics

**Special Teams Tackles:** 1 (career): 1 (2003)

## Career Bests

**Tackles:** 12 (1/13/06 vs. IND)

**Solo Tackles:** 9 (1/10/08 at TEN)

## Bart Scott's Career Interceptions

Date	Opp	Qtr	Dwn	Last LOS	Quarterback	Target	Yds
11/24/02	TEN	1	3	BLT 4***	Steve McNair	WR Drew Bennett	0
10/01/06	SD	1	2	SD 33	Philip Rivers	TE Antonio Gates	24
11/26/06	PIT	4	4	BLT 30	Ben Roethlisberger	WR Nate Washington	7**

\*\*Final Defensive Play of the Game

\*\*\*Interception occurred in the end zone

## 2010 New York Jets

Date	Opp	P	S	TT	S	A	Sk	Yds	Int	Yds	Lg	TD	PD	FF	FR	Yds	TD
9/13	BLT	1	1	9	6	3	-	-	-	-	-	-	-	1	-	-	-
9/19	NE	1	1	4	2	2	-	-	-	-	-	-	1	-	-	-	-
9/26	at MIA	1	1	5	3	2	-	-	-	-	-	-	-	-	-	-	-
10/3	at BUF	1	1	4	2	2	-	-	-	-	-	-	-	-	-	-	-
10/11	MIN	1	1	4	2	2	-	-	-	-	-	-	-	-	1	0	-
10/17	at DEN	1	1	10	5	5	-	-	-	-	-	-	-	-	-	-	-
10/31	GB	1	1	8	5	3	-	-	-	-	-	-	-	-	-	-	-
11/7	at DET	1	1	6	5	1	1.0	10.0	-	-	-	-	-	-	-	-	-
11/14	at CLV	1	1	6	3	3	-	-	-	-	-	-	-	-	-	-	-
11/21	HST	1	1	4	4	0	-	-	-	-	-	-	-	-	-	-	-
11/25	CIN	1	1	7	6	1	-	-	-	-	-	-	-	-	-	-	-
12/6	at NE	1	1	7	7	0	-	-	-	-	-	-	-	-	-	-	-
12/12	MIA	1	1	9	7	2	-	-	-	-	-	-	-	-	-	-	-
12/19	at PIT	1	1	5	4	1	-	-	-	-	-	-	-	-	-	-	-
12/26	at CHI	1	1	4	4	0	-	-	-	-	-	-	-	-	-	-	-
1/2	BUF	1	1	2	1	1	-	-	-	-	-	-	-	-	-	-	-
<b>2010 Totals</b>		<b>16</b>	<b>16</b>	<b>94</b>	<b>66</b>	<b>28</b>	<b>1.0</b>	<b>10.0</b>	<b>0</b>	<b>0</b>	<b>0</b>	<b>0</b>	<b>1</b>	<b>1</b>	<b>1</b>	<b>0</b>	<b>0</b>

## 2010 Postseason

Date	Opp	P	S	TT	S	A	Sk	Yds	Int	Yds	Lg	TD	PD	FF	FR	Yds	TD
1/8	at IND	1	1	4	3	1	-	-	-	-	-	-	-	-	-	-	-
1/16	at NE	1	1	4	2	2	-	-	-	-	-	-	-	-	-	-	-
1/23	at PIT	1	1	4	2	2	-	-	-	-	-	-	-	-	-	-	-
<b>Totals</b>		<b>3</b>	<b>3</b>	<b>12</b>	<b>7</b>	<b>5</b>	<b>0.0</b>	<b>0.0</b>	<b>0</b>	<b>0</b>	<b>0</b>	<b>0</b>	<b>0</b>	<b>0</b>	<b>0</b>	<b>0</b>	<b>0</b>

## 2009 New York Jets

Date	Opp	P	S	TT	S	A	Sk	Yds	Int	Yds	Lg	TD	PD	FF	FR	Yds	TD
9/13	at HST	1	1	3	3	0	-	-	-	-	-	-	-	-	-	-	-
9/20	NE	1	1	6	4	2	-	-	-	-	-	-	-	-	-	-	-
9/27	TEN	1	1	9	7	2	-	-	-	-	-	-	-	-	-	-	-
10/4	at NO	1	1	9	6	3	-	-	-	-	-	-	-	-	-	-	-
10/12	at MIA	1	1	12	8	4	-	-	-	-	-	-	-	-	-	-	-
10/18	BUF	1	1	7	5	2	-	-	-	-	-	-	-	-	-	-	-
10/25	at OAK	1	1	7	3	4	-	-	-	-	-	-	-	-	-	-	-
11/1	MIA	1	1	9	8	1	1.0	15.0	-	-	-	-	-	-	-	-	-
11/15	JAX	1	1	6	4	2	-	-	-	-	-	-	-	-	-	-	-
11/22	at NE	1	1	4	3	1	-	-	-	-	-	-	-	-	-	-	-
11/29	CAR	1	1	5	3	2	-	-	-	-	-	-	1	-	-	-	-
12/3	at BUF	1	1	7	4	3	-	-	-	-	-	-	-	-	-	-	-
12/13	at TB	1	1	7	7	0	-	-	-	-	-	-	-	-	-	-	-
12/20	ATL	1	1	9	6	3	-	-	-	-	-	-	-	-	-	-	-
12/27	at IND	1	1	4	3	1	-	-	-	-	-	-	-	-	-	-	-
1/3	CIN	1	1	3	2	1	-	-	-	-	-	-	-	-	-	-	-
<b>2009 Totals</b>		<b>16</b>	<b>16</b>	<b>107</b>	<b>76</b>	<b>31</b>	<b>1.0</b>	<b>15.0</b>	<b>0</b>	<b>0</b>	<b>0</b>	<b>0</b>	<b>1</b>	<b>0</b>	<b>0</b>	<b>0</b>	<b>0</b>

## 2009 Postseason

Date	Opp	P	S	TT	S	A	Sk	Yds	Int	Yds	Lg	TD	PD	FF	FR	Yds	TD
1/9	at CIN	1	1	7	3	4	-	-	-	-	-	-	1	-	-	-	-
1/17	at SD	1	1	4	3	1	-	-	-	-	-	-	-	-	-	-	-
1/24	at IND	1	1	3	2	1	-	-	-	-	-	-	-	-	-	-	-
<b>Totals</b>		<b>3</b>	<b>3</b>	<b>14</b>	<b>8</b>	<b>6</b>	<b>0.0</b>	<b>0.0</b>	<b>0</b>	<b>0</b>	<b>0</b>	<b>0</b>	<b>1</b>	<b>0</b>	<b>0</b>	<b>0</b>	<b>0</b>

## Bart Scott Career Fumbles

Date	Opp	Qtr	Dwn	Last LOS	Fumbled	Forced	Recovered	Yds
12/21/03	at CLV	4	2	CLV 27	RB Lee Suggs	-	Scott	0
11/14/04	at NYJ	1	-	Kickoff	CB B.J. Sams	S Oliver Celestin	Scott***	0
10/16/05	CLV	1	-	Kickoff	WR Josh Cribbs	Scott	LB Mason Unck	-
11/06/05	CIN	4	-	Kickoff	WR Tab Perry	Scott	Perry	-
11/20/05	PIT	4	1	PIT 43	QB Tommy Maddox	LB Jarret Johnson**	Scott	0
12/19/05	GB	4	2	GB 25	QB Aaron Rodgers	LB Adalius Thomas**	Scott	11
09/29/08	at PIT	2	3	PIT 9	QB Ben Roethlisberger	Scott**	T Willie Colon	-
12/28/08	JAX	4	2	JAX 40	RB Maurice Jones-Drew	Scott	LB Ray Lewis	0
09/13/10	BLT	1	2	NYJ 22	RB Ray Rice	Scott	DT Sione Pouha	0
10/11/10	MIN	2	1	MIN 43	QB Brett Favre	Aborted Snap	Scott	0

\*\*Caused on a sack

\*\*\*Recovered Teammate's Fumble

## 2008 Baltimore Ravens

Date	Opp	P	S	TT	S	A	Sk	Yds	Int	Yds	Lg	TD	PD	FF	FR	Yds	TD
9/7	CIN	1	1	6	3	3	-	-	-	-	-	-	1	-	-	-	-
9/21	CLV	1	1	5	3	2	-	-	-	-	-	-	1	-	-	-	-
9/29	at PIT	1	1	6	0	6	1.0	10.0	-	-	-	-	1	1	-	-	-
10/5	TEN	1	1	5	2	3	-	-	-	-	-	-	-	-	-	-	-
10/12	at IND	1	1	6	5	1	-	-	-	-	-	-	-	-	-	-	-
10/19	at MIA	1	1	8	2	6	-	-	-	-	-	-	-	-	-	-	-
10/26	OAK	1	1	8	4	4	-	-	-	-	-	-	-	-	-	-	-
11/2	at CLV	1	1	7	6	1	-	-	-	-	-	-	-	-	-	-	-
11/9	at HST	1	1	4	2	2	-	-	-	-	-	-	-	-	-	-	-
11/16	at NYG	1	1	8	4	4	-	-	-	-	-	-	-	-	-	-	-
11/23	PHI	1	1	5	3	2	-	-	-	-	-	-	1	-	-	-	-
11/30	at CIN	1	1	5	3	2	0.5	2	-	-	-	-	-	-	-	-	-
12/7	WAS	1	1	7	6	1	-	-	-	-	-	-	1	-	-	-	-
12/14	PIT	1	1	3	3	0	-	-	-	-	-	-	-	-	-	-	-
12/20	at DAL	1	1	11	5	6	-	-	-	-	-	-	-	-	-	-	-
12/28	JAX	1	1	10	3	7	-	-	-	-	-	-	-	1	-	-	-
<b>2008 Totals</b>		<b>16</b>	<b>16</b>	<b>104</b>	<b>54</b>	<b>50</b>	<b>1.5</b>	<b>12.0</b>	<b>0</b>	<b>0</b>	<b>0</b>	<b>0</b>	<b>5</b>	<b>2</b>	<b>0</b>	<b>0</b>	<b>0</b>

## 2008 Postseason

Date	Opp	P	S	TT	S	A	Sk	Yds	Int	Yds	Lg	TD	PD	FF	FR	Yds	TD
1/4	at MIA	1	1	8	7	1	-	-	-	-	-	-	-	-	-	-	-
1/10	at TEN	1	1	11	9	2	-	-	-	-	-	-	-	-	-	-	-
1/18	at PIT	1	1	7	6	1	-	-	-	-	-	-	-	-	-	-	-
<b>Totals</b>		<b>3</b>	<b>3</b>	<b>26</b>	<b>22</b>	<b>4</b>	<b>0.0</b>	<b>0.0</b>	<b>0</b>	<b>0</b>	<b>0</b>	<b>0</b>	<b>0</b>	<b>0</b>	<b>0</b>	<b>0</b>	<b>0</b>

## 2007 Baltimore Ravens

Date	Opp	P	S	TT	S	A	Sk	Yds	Int	Yds	Lg	TD	PD	FF	FR	Yds	TD
9/10	at CIN	1	1	3	3	0	-	-	-	-	-	-	-	-	-	-	-
9/16	NYJ	1	1	10	6	4	-	-	-	-	-	-	-	-	-	-	-
9/23	ARZ	1	1	3	2	1	-	-	-	-	-	-	-	-	-	-	-
9/30	at CLV	1	1	13	8	5	-	-	-	-	-	-	1	-	-	-	-
10/7	at SF	1	1	10	6	4	1.0	2.0	-	-	-	-	-	-	-	-	-
10/14	SL	1	1	7	5	2	-	-	-	-	-	-	-	-	-	-	-
10/21	at BUF	1	1	10	6	4	-	-	-	-	-	-	-	-	-	-	-
11/5	at PIT	1	1	14	6	8	-	-	-	-	-	-	1	-	-	-	-
11/11	CIN	1	1	3	2	1	-	-	-	-	-	-	-	-	-	-	-
11/18	CLV	1	1	10	8	2	-	-	-	-	-	-	-	-	-	-	-
11/25	at SD	1	1	10	4	6	-	-	-	-	-	-	-	-	-	-	-
12/3	NE	1	1	10	8	2	-	-	-	-	-	-	-	-	-	-	-
12/9	IND	1	1	9	6	3	-	-	-	-	-	-	-	-	-	-	-
12/16	at MIA	1	1	10	8	2	-	-	-	-	-	-	-	-	-	-	-
12/23	at SEA	1	1	2	1	1	-	-	-	-	-	-	1	-	-	-	-
12/30	PIT	1	1	7	5	2	-	-	-	-	-	-	-	-	-	-	-
<b>2007 Totals</b>		<b>16</b>	<b>16</b>	<b>131</b>	<b>84</b>	<b>47</b>	<b>1.0</b>	<b>2.0</b>	<b>0</b>	<b>0</b>	<b>0</b>	<b>0</b>	<b>3</b>	<b>0</b>	<b>0</b>	<b>0</b>	<b>0</b>

## 2006 Baltimore Ravens

Date	Opp	P	S	TT	S	A	Sk	Yds	Int	Yds	Lg	TD	PD	FF	FR	Yds	TD
9/10	at TB	1	1	9	7	2	2.0	12.0	-	-	-	-	2	-	-	-	-
9/17	OAK	1	1	6	4	2	1.0	9.0	-	-	-	-	1	-	-	-	-
9/24	at CLV	1	1	9	6	3	2.0	12.5	-	-	-	-	2	-	-	-	-
10/1	SD	1	1	19	14	5	-	-	1	24	24	0	1	-	-	-	-
10/9	at DEN	1	1	6	2	4	-	-	-	-	-	-	-	-	-	-	-
10/15	CAR	1	1	8	4	4	-	-	-	-	-	-	-	-	-	-	-
10/29	at NO	1	1	9	4	5	-	-	-	-	-	-	1	-	-	-	-
11/5	CIN	1	1	8	5	3	-	-	-	-	-	-	-	-	-	-	-
11/12	at TEN	1	1	10	8	2	-	-	-	-	-	-	-	-	-	-	-
11/19	ATL	1	1	7	5	2	-	-	-	-	-	-	-	-	-	-	-
11/26	PIT	1	1	4	4	0	1.5	13.5	1	7	7	0	1	-	-	-	-
11/30	at CIN	1	1	12	11	1	1.0	0.0	-	-	-	-	1	1	-	-	-
12/10	at KC	1	1	11	6	5	1.0	5.0	-	-	-	-	-	-	-	-	-
12/17	CLV	1	1	4	3	1	1.0	14.0	-	-	-	-	-	-	-	-	-
12/24	at PIT	1	1	8	5	3	-	-	-	-	-	-	-	-	-	-	-
12/31	BUF	1	1	5	5	0	-	-	-	-	-	-	-	-	-	-	-
<b>2006 Totals</b>		<b>16</b>	<b>16</b>	<b>135</b>	<b>93</b>	<b>42</b>	<b>9.5</b>	<b>66.0</b>	<b>2</b>	<b>31</b>	<b>24</b>	<b>0</b>	<b>9</b>	<b>1</b>	<b>0</b>	<b>0</b>	<b>0</b>

## 2006 Postseason

Date	Opp	P	S	TT	S	A	Sk	Yds	Int	Yds	Lg	TD	PD	FF	FR	Yds	TD
1/13	IND	1	1	12	5	7	-	-	-	-	-	-	-	-	-	-	-
<b>Totals</b>		<b>1</b>	<b>1</b>	<b>12</b>	<b>5</b>	<b>7</b>	<b>0.0</b>	<b>0.0</b>	<b>0</b>	<b>0</b>	<b>0</b>	<b>0</b>	<b>0</b>	<b>0</b>	<b>0</b>	<b>0</b>	<b>0</b>

## 2005 Baltimore Ravens

Date	Opp	P	S	TT	S	A	Sk	Yds	Int	Yds	Lg	TD	PD	FF	FR	Yds	TD
9/11	IND	1	0	0	0	0	-	-	-	-	-	-	-	-	-	-	-
9/18	at TEN	1	0	0	0	0	-	-	-	-	-	-	-	-	-	-	-
10/2	NYJ	1	0	0	0	0	-	-	-	-	-	-	-	-	-	-	-
10/9	at DET	1	0	9	6	3	-	-	-	-	-	-	-	-	-	-	-
10/16	CLV	1	0	1	1	0	-	-	-	-	-	-	-	-	1	-	-
10/23	at CHI	1	0	1	0	1	-	-	-	-	-	-	-	-	-	-	-
10/31	at PIT	1	1	9	6	3	-	-	-	-	-	-	1	-	-	-	-
11/6	CIN	1	1	7	5	2	0.5	3.5	-	-	-	-	2	-	-	-	-
11/13	at JAX	1	1	13	7	6	0.5	3.0	-	-	-	-	-	-	-	-	-
11/20	PIT	1	1	12	9	3	2.0	14.0	-	-	-	-	1	-	1	0	0
11/27	at CIN	1	1	10	8	2	-	-	-	-	-	-	-	-	-	-	-
12/4	HST	1	1	13	10	3	1.0	4.0	-	-	-	-	-	-	-	-	-
12/11	at DEN	1	1	13	7	6	-	-	-	-	-	-	-	-	-	-	-
12/19	GB	1	1	13	10	3	-	-	-	-	-	-	-	-	1	0	0
12/25	MIN	1	1	8	5	3	-	-	-	-	-	-	-	-	-	-	-
1/1	at CLV	1	1	10	3	7	-	-	-	-	-	-	1	-	-	-	-
<b>2005 Totals</b>		<b>16</b>	<b>10</b>	<b>119</b>	<b>77</b>	<b>42</b>	<b>4.0</b>	<b>24.5</b>	<b>0</b>	<b>0</b>	<b>0</b>	<b>0</b>	<b>5</b>	<b>0</b>	<b>3</b>	<b>0</b>	<b>0</b>

## 2004 Baltimore Ravens

Date	Opp	P	S	TT	S	A	Sk	Yds	Int	Yds	Lg	TD	PD	FF	FR	Yds	TD
9/12	at CLV	1	0	-	-	-	-	-	-	-	-	-	-	-	-	-	-
9/19	PIT	1	0	-	-	-	-	-	-	-	-	-	-	-	-	-	-
9/26	at CIN	1	0	-	-	-	-	-	-	-	-	-	-	-	-	-	-
10/4	KC	1	0	-	-	-	-	-	-	-	-	-	-	-	-	-	-
10/10	at WAS	1	0	-	-	-	-	-	-	-	-	-	-	-	-	-	-
10/24	BUF	1	0	-	-	-	-	-	-	-	-	-	-	-	-	-	-
10/31	at PHI	1	0	-	-	-	-	-	-	-	-	-	-	-	-	-	-
11/7	CLV	1	0	-	-	-	-	-	-	-	-	-	-	-	-	-	-
11/14	at NYJ	1	0	3	2	1	-	-	-	-	-	-	-	-	1	0	0
11/21	DAL	1	0	2	1	1	-	-	-	-	-	-	-	-	-	-	-
11/28	at NE	1	0	-	-	-	-	-	-	-	-	-	-	-	-	-	-
12/5	CIN	1	0	-	-	-	-	-	-	-	-	-	-	-	-	-	-
12/12	NYG	1	0	-	-	-	-	-	-	-	-	-	-	-	-	-	-
12/19	at IND								INACTIVE								
12/26	at PIT								INACTIVE								
1/2	MIA								INACTIVE								
<b>2004 Totals</b>		<b>13</b>	<b>0</b>	<b>5</b>	<b>3</b>	<b>2</b>	<b>0.0</b>	<b>0.0</b>	<b>0</b>	<b>0</b>	<b>0</b>	<b>0</b>	<b>0</b>	<b>0</b>	<b>1</b>	<b>0</b>	<b>0</b>

## 2003 Baltimore Ravens

Date	Opp	P	S	TT	S	A	Sk	Yds	Int	Yds	Lg	TD	PD	FF	FR	Yds	TD
9/7	at PIT	1	0	0	0	0	-	-	-	-	-	-	-	-	-	-	-
9/14	CLV	1	0	0	0	0	-	-	-	-	-	-	-	-	-	-	-
9/21	at SD	1	0	0	0	0	-	-	-	-	-	-	-	-	-	-	-
9/28	KC	1	0	0	0	0	-	-	-	-	-	-	-	-	-	-	-
10/12	at ARZ	1	0	0	0	0	-	-	-	-	-	-	-	-	-	-	-
10/19	at CIN	1	0	0	0	0	-	-	-	-	-	-	-	-	-	-	-
10/26	DEN	1	0	0	0	0	-	-	-	-	-	-	-	-	-	-	-
11/2	JAX	1	0	1	1	0	-	-	-	-	-	-	-	-	-	-	-
11/9	at SL	1	0	0	0	0	-	-	-	-	-	-	-	-	-	-	-
11/16	at MIA	1	0	0	0	0	-	-	-	-	-	-	-	-	-	-	-
11/23	SEA	1	0	0	0	0	-	-	-	-	-	-	-	-	-	-	-
11/30	SF	1	0	2	2	0	-	-	-	-	-	-	-	-	-	-	-
12/7	CIN	1	0	6	4	2	-	-	-	-	-	-	-	-	-	-	-
12/14	at OAK	1	0	0	0	0	-	-	-	-	-	-	-	-	-	-	-
12/21	at CLV	1	0	0	0	0	-	-	-	-	-	-	-	-	1	0	0
12/28	PIT	1	0	0	0	0	-	-	-	-	-	-	-	-	-	-	-
<b>2003 Totals</b>		<b>16</b>	<b>0</b>	<b>9</b>	<b>7</b>	<b>2</b>	<b>0.0</b>	<b>0.0</b>	<b>0</b>	<b>0</b>	<b>0</b>	<b>0</b>	<b>0</b>	<b>0</b>	<b>1</b>	<b>0</b>	<b>0</b>

## 2003 Postseason

Date	Opp	P	S	TT	S	A	Sk	Yds	Int	Yds	Lg	TD	PD	FF	FR	Yds	TD
1/3	TEN	1	0	-	-	-	-	-	-	-	-	-	-	-	-	-	-
<b>Totals</b>		<b>1</b>	<b>0</b>	<b>0</b>	<b>0</b>	<b>0</b>	<b>0.0</b>	<b>0.0</b>	<b>0</b>	<b>0</b>	<b>0</b>	<b>0</b>	<b>0</b>	<b>0</b>	<b>0</b>	<b>0</b>	<b>0</b>

## 2002 Baltimore Ravens

Date	Opp	P	S	TT	S	A	Sk	Yds	Int	Yds	Lg	TD	PD	FF	FR	Yds	TD
9/8	at CAR	1	0	-	-	-	-	-	-	-	-	-	-	-	-	-	-
9/15	TB	1	0	-	-	-	-	-	-	-	-	-	-	-	-	-	-
9/30	DEN	1	0	-	-	-	-	-	-	-	-	-	-	-	-	-	-
10/6	at CLV	1	0	-	-	-	-	-	-	-	-	-	-	-	-	-	-
10/13	at IND	1	0	-	-	-	-	-	-	-	-	-	-	-	-	-	-
10/20	JAX	1	0	-	-	-	-	-	-	-	-	-	-	-	-	-	-
10/27	PIT	1	0	-	-	-	-	-	-	-	-	-	-	-	-	-	-
11/3	at ATL	1	0	-	-	-	-	-	-	-	-	-	-	-	-	-	-
11/10	CIN	1	0	-	-	-	-	-	-	-	-	-	-	-	-	-	-
11/17	at MIA	1	0	-	-	-	-	-	-	-	-	-	-	-	-	-	-
11/24	TEN	1	0	1	1	0	-	-	1	0	0	0	-	-	-	-	-
12/1	at CIN	1	0	-	-	-	-	-	-	-	-	-	-	-	-	-	-
12/8	NO	1	0	-	-	-	-	-	-	-	-	-	-	-	-	-	-
12/15	at HST	1	0	1	0	1	-	-	-	-	-	-	-	-	-	-	-
12/22	CLV	1	0	3	2	1	-	-	-	-	-	-	-	-	-	-	-
12/29	at PIT	1	0	-	-	-	-	-	-	-	-	-	-	-	-	-	-
<b>2002 Totals</b>		<b>16</b>	<b>0</b>	<b>5</b>	<b>3</b>	<b>2</b>	<b>0.0</b>	<b>0.0</b>	<b>1</b>	<b>0</b>	<b>0</b>	<b>0</b>	<b>0</b>	<b>0</b>	<b>0</b>	<b>0</b>	<b>0</b>

## Bart Scott Career Sacks

Date	Opp	Qtr	Dwn	Last LOS	Quarterback	Shared With	Yds
11/06/05	CIN	1	2	BLT 30	Carson Palmer	DT Kelly Gregg	3.5
11/13/05	at JAX	4	3	BLT 38	Byron Leftwich	LB Jarret Johnson	3
11/20/05	PIT	3	4	BLT 35	Tommy Maddox		8
11/20/05	PIT	4	1	BLT 45	Tommy Maddox		6
12/04/05	HST	2	1	HST 19	David Carr		4
09/10/06	at TB	3	3	TB 27	Chris Simms		11
09/10/06	at TB	4	1	TB 44	Bruce Gradkowski		1
09/17/06	OAK	2	2	OAK 49	Andrew Walter		9
09/24/06	at CLV	1	1	CLV 16	Charlie Frye	DE Trevor Pryce	9
09/24/06	at CLV	2	3	CLV 49	Charlie Frye		5
09/24/06	at CLV	4	2	BLT 49	Charlie Frye	DT Kelly Gregg	6
11/26/06	PIT	1	2	PIT 45	Ben Roethlisberger	LB Jarret Johnson	5.5
11/26/06	PIT	2	2	PIT 14	Ben Roethlisberger		8
11/30/06	at CIN	3	1	CIN 41	Carson Palmer		0
12/10/06	at KC	2	2	KC 31	Trent Green		5
12/17/06	CLV	4	2	CLV 24	Derek Anderson		14
10/07/07	at SF	1	3	SF 38	Trent Dilfer		2
09/29/08	at PIT	2	3	PIT 19	Ben Roethlisberger**		11
11/30/08	at CIN	4	3	CIN 25	Jordan Palmer	LB Jarret Johnson	4
11/01/09	MIA	4	3	MIA 29	Chad Henne		15
11/07/10	at DET	1	1	DET 31	Matthew Stafford		10

\*\*Forced Fumble



# 68

GUARD

HEIGHT: 6'5"

WEIGHT: 315

AGE: 25 (as of opening weekend)

HOMETOWN: Colorado Springs, CO

HIGH SCHOOL: West Side [CO] HS

COLLEGE: Nebraska

HOW ACQUIRED: D6 (193), 2009 NFL Draft

EXPERIENCE: NFL: 3rd • JETS: 3rd

## Matt SLAUSON

NY Jets Media Guide 2011

### NY

## CAREER HIGHLIGHTS

- After seeing action in three games during his rookie season, started all 16 games and all three playoff games for an offense that ranked fourth in the league in rushing.

### NY

## CAREER TRANSACTIONS

- 04/26/09, NYJ, D6 (193)

### NY

## SEASON-BY-SEASON REVIEW

**2010 (JETS)** Started all 16 games at left guard for the first time in his career as part of an offensive line that ranked fourth in the league in rushing (2,374 yards/148.4 yards per game) and allowed just 28 total sacks, ranking eighth in the league...Helped QB Mark Sanchez establish a career-high with a 54.8 completion percentage, 3,291 yards passing, 17 touchdowns and a 75.3 quarterback rating. **POSTSEASON:** Started all three postseason games allowing Sanchez to complete 60.7% of his passes for 616 yards, five touchdowns, one interception and a 95.5 quarterback rating while only allowing three sacks...Paved the way for the club to rush for 359 yards and three touchdowns on 89 carries. **(AFC Championship: 1/23 at PIT)**...Helped protect Sanchez as he threw for 233 yards and two touchdowns, registering his second-consecutive passer rating of above 100. **(Divisional: 1/16 at NE)**...Did not allow a sack of Sanchez, allowing him to throw for 194 yards and three touchdowns and a 127.3 passer rating. **(Wild Card: 1/8 at IND)**...Part of an offensive line that paved the way for a postseason-high 169 yards rushing, including a pair of one-yard touchdown runs from RB LaDainian Tomlinson. **SEASON HIGHLIGHTS: (1/2 vs. BUF)**...Helped block for RB Joe McKnight's first-career game of 100-or-more yards as McKnight set a Jets season-high with 158 yards rushing, as part of a team season-bests 276 yards rushing on 50 attempts. **(11/21 vs. HST)**...Helped protect Sanchez as he went over 300 yards passing for the second time, throwing for 315 yards, three touchdown passes and a 100.2 rating. **(11/15 at CLV)**...Part of an offensive line that blocked for a season-high 456 yards of total offense, the second-consecutive week over 400 yards, including 284 yards passing and 172 yards rushing, in the overtime victory...Left the game with an injury. **(11/7 at DET)**...Provided protection as Sanchez established a career-best 336 yards passing as part of an offensive attack that gained 437 total yards. **(10/3 at BUF)**...Paved the way for both Tomlinson (19-133-2) and RB Shonn Greene (22-117) to both surpass 100 yards rushing as part of a rushing offense that gained 273 total yards on the ground. **(9/26 at MIA)**...Part of an offensive line that did not allow a sack, protecting Sanchez as he threw for three touchdowns and a passer rating above 120 for the second-consecutive

week. **(9/19 vs. NE)**...Allowed Sanchez to compile a 124.3 passer rating, the high regular-season rating of his career, as he completed 70% of his passes (21-of-30) for 220 yards and three touchdowns...Part of an offense that maintained possession for 20:02 of the second half, outscoring NE 18-0 for the 28-14 victory. **(9/13 vs. BLT)**...Started the first game of his career.

**2009 (JETS)** Played in three-regular season games. **SEASON HIGHLIGHTS: (12/13 at TB)**...Saw his first NFL action at center and guard. **(12/3 at BUF, Toronto)**...Made his NFL debut on special teams during the first BUF field goal attempt.

## FIRSTS:

**First Game:** NYJ at BUF (Toronto), 12/03/09 (W, 19-13)  
**First Start:** NYJ vs. BLT, 09/13/10 (L, 9-10)  
**First Career 100-yard Rusher Blocked for:**  
 NYJ at BUF, 10/03/10 (RBs LaDainian Tomlinson, 13 carries for 133 yards and Shonn Greene, 22 carries for 117 yards)

### NY

## BEFORE THE NFL

- In 2008 at Nebraska, started all 13 games at right guard during his senior season...Helped the offense rank among the nation's top 20 in scoring, passing and total offense...Received first-team All-Big 12 honors from the *San Antonio Express-News*, while being a second-team all-conference selection by several other sources.
- In 2007, played in all 12 games, making eight starts at three different positions, including right guard and both tackle spots...Offense averaged 468.2 yards per game, its best offensive total in 10 seasons, while averaging a school-record 323.8 passing yards per contest...Honorable-mention all-Big 12 from the *Associated Press* and second-team all-Big 12 by Rivals.com.
- Played one season at Air Force Prep School in Colorado Springs, lining up at offensive tackle...Spent 2003 season at Air Academy HS in Colorado Springs...Began his high school career at Sweet Home HS in Oregon for Coach Rob Younger.

### NY

## OFF THE FIELD

- Married to wife, Cami, and the couple had a son, Montgomery, during the 2010 season.
- Son of Rob and Nancy Slauson.

- Twin brothers, Chris, who attended the Air Force Academy, and is currently a Captain, and Nick, a state-champion swimmer who won eight gold medals on the state level.
- Sister, Alli, attends the University of Nebraska.
- Graduated in May 2009 with a degree in sociology.
- Lettered twice in basketball and four times in track, competing in both discus and shot put, during his prep career.
- Visited P.G. Chambers School to celebrate the completion of a new adaptive fitness area as part of the Jets partnership with Hometown Huddle and the United Way of Morris County.
- Won in the Jets Charity Golf Classic at Trump National Golf Course, 06/07/10, to benefit the Jets Foundation.

## New York Jet 100-Yard Rushing Games Since Slauson's First Start

Player	Date	Opp	Att	Yds	Avg
LaDainian Tomlinson	10/03/10	at BUF	19	133	7.0
Shonn Greene	10/03/10	at BUF	22	117	5.3
Joe McKnight	01/02/11	BUF	32	158	4.9



# 33

SAFETY

HEIGHT: 6'1"

WEIGHT: 205

AGE: 28 (as of opening weekend)

HOMETOWN: Groveport, OH

HIGH SCHOOL: Groveport Madison HS

COLLEGE: Michigan State

HOW ACQUIRED: D3b (97), 2006 NFL Draft

EXPERIENCE: NFL: 6th • JETS: 6th

## Eric SMITH

NY Jets Media Guide 2011

### NY

## CAREER HIGHLIGHTS

- Played in 68 games, starting 20...Posted 175 tackles, four interceptions, one sack and one fumble recovery, along with 21 passes defended...Finished 2010 matching his career-high in games started (six) and established a new season-high in tackles (57).
- A key contributor to the Jets special teams units, he has recorded 77 tackles during his career and has blocked a punt in each of the last two seasons.

### NY

## CAREER TRANSACTIONS

- 03/18/10, NYJ, Re-Signed, RFA
- 10/06/08, NYJ, Reserve/Suspended
- 04/29/06, NYJ, D3b\* (97)

\* Jets acquired D3 (97) as a compensatory selection

### NY

## SEASON-BY-SEASON REVIEW

**2010 (JETS)** Appeared in the season's first 13 games before missing the final three with a concussion...Matched his career-high with six starts, starting the first three games of the season and the final three before getting hurt...Posted a career-best 57 tackles and recorded the first sack of his career in addition to four passes defended...Tied for fourth on the club with 15 special teams tackles and blocked a punt for the second-consecutive season. **POSTSEASON:** Started all three postseason games, the first three postseason starts of his career, collecting 21 tackles and five passes defended. **(Wild Card: 1/8 at IND)**...Made the first postseason start of his career after missing the final three weeks of the regular season with a concussion and posted a postseason career-high eight tackles (all solo) in addition to two passes defended. **SEASON HIGHLIGHTS: (12/6 at NE)**...Recorded the first sack of his career, dropping QB Tom Brady for a four-yard loss, in addition to registering a season-high 10 tackles and two passes defended. **(9/26 at MIA)**...Blocked a P Brandon Fields punt late in the third quarter to help set up a field goal and push the Jets advantage to 24-20.

**2009 (JETS)** Served as a contributor to a Jets defense that finished first in the NFL in points allowed, total yards allowed and passing yards allowed...Played in all 16 regular-season games, with starts in four...Registered 34 tackles, one interception and six passes defended. **POSTSEASON:** Appeared in all three postseason games, logging three tackles on defense and six on special teams. **(Wild Card: 1/9 at CIN)**...Compiled five special teams tackles. **SEASON HIGHLIGHTS: (11/22 at NE)**...Blocked a P Chris Hanson punt late in the first half that was scooped up by WR Brad Smith and returned four-

yards for the first Jets score of the game. **(9/27 vs. TEN)**...Posted his fourth-career interception after he stepped in front of a QB Kerry Collins pass intended for RB Chris Johnson.

**2008 (JETS)** Saw action in nine games, making six starts and finishing the season with 32 tackles, one interception, four passes defended, one fumble recovery and seven special teams tackles. **SEASON HIGHLIGHTS: (12/21 at SEA)**...Recovered a CB Dwight Lowery forced fumble on the Jets three-yard line, the first fumble recovery of his career. **(12/14 vs. BUF)**...Returned to the lineup after missing the previous six games as he started and recorded five tackles. **(9/28 vs. ARZ)**...Intercepted a QB Kurt Warner pass and returned it six yards...Injured late in the fourth quarter when he collided with WR Anquan Boldin and missed the next six games.

**2007 (JETS)** Played 15 games, starting four, recording 36 tackles and five pass breakups...Finished second on the team with 19 special teams tackles. **SEASON HIGHLIGHTS: (12/2 at MIA)**...Named Jets Special Teams Player of the Week after finishing with three special teams tackles. **(10/7 at NYG)**...Registered his first-career start, recording a team-high and career-high 12 tackles with five solos and one pass defended. **(9/23 vs. MIA)**...Recovered a MIA onside kick in the last two minutes of the game to secure the 31-28 win.

**2006 (JETS)** Played in 15 games as a reserve safety, logging 16 tackles, two interceptions and two passes defended...Tied for third with 11 special teams tackles. **POSTSEASON: (Wild Card: 1/7 at NE)**...Recorded four tackles on defense and one more on special teams as he made his postseason debut. **SEASON HIGHLIGHTS: (12/31 vs. OAK)**...Named Jets Special Teams Player of the Week after partially blocking a P Shane Lechler punt...Picked off QB Aaron Brooks for his second-career interception. **(10/29 at CLV)**...Picked off a QB Charlie Frye pass for the first interception of his career.

## FIRSTS:

<b>First Game:</b>	NYJ at TEN, 09/10/06 (W, 23-16)
<b>First Start:</b>	NYJ at NYG, 10/07/07 (L, 24-35)
<b>First INT:</b>	NYJ at CLV, 10/29/06 (QB Charlie Frye)
<b>First Sack:</b>	NYJ at NE, 12/06/10 (QB Tom Brady)
<b>First Block:</b>	NYJ at NE, 11/22/09 (P Chris Hanson punt)

### NY

## BEFORE THE NFL

- Posted triple-digit tackles his last two seasons at Michigan State, with 115 stops in 2004 and a team-high 101 tackles in 2005.
- A four-year letterman, he had 36 career starts and registered 323

tackles, including double figures in tackles 13 times...His career totals included 10.5 tackles-for-loss, four sacks and four interceptions.

- Earned Academic All-Big Ten selection in 2004.
- Second-team all-state and an all-district selection as a senior at Groveport Madison (OH) HS, after he made 55 tackles and intercepted seven passes to earn first-team all-conference honors in 2000.
- Started the last six games at quarterback and saw action at wide receiver and running back, pulling in 16 receptions for 400 yards and four touchdowns.
- Received the Ernie Godfrey Award, which is presented to the top high school scholar-athlete in the greater Columbus (OH) area, in addition to being selected conference Scholar-Athlete of the Year.

- Coached a flag football clinic at JFK High School as part of the NFL Girls Flag Football Leadership Program and C.H.A.M.P.S. program.
- Helped make improvements to the entrance of Roy Wilkins Park in Jamaica, Queens as part of the United Way Hometown Huddle in 2006.
- Handed out sporting goods gift cards to seventh and eighth graders from Brooklyn during the holiday season.
- Visited schools to educate kids as part of the Eat Right, Move More program.
- Graduated with a degree in Criminal Justice.
- Sported a 3.95 grade-point average in high school and qualified for the track and field regional in the pole vault, high jump and long jump.
- Enjoys bowling, golfing and fishing in his spare time.



## OFF THE FIELD

- Attended the Jets Taste of the NFL in New York City dedicated to fighting hunger in the New York metropolitan area.

### Eric Smith's Career Statistics

Year	Team	P	S	TT	S	A	Sk	Yds	Int	Yds	Lg	TD	PD	FF	FR	Yds	TD
2006	Jets	15	0	16	11	5	0.0	0.0	2	1	1	0	2	0	0	0	0
2007	Jets	15	4	36	23	13	0.0	0.0	0	0	0	0	5	0	0	0	0
2008	Jets	9	6	32	21	11	0.0	0.0	1	6	6	0	4	0	1	0	0
2009	Jets	16	4	34	27	7	0.0	0.0	1	0	0	0	6	0	0	0	0
2010	Jets	13	6	57	37	20	1.0	4.0	0	0	0	0	4	0	0	0	0
<b>Career Totals</b>		<b>68</b>	<b>20</b>	<b>175</b>	<b>119</b>	<b>56</b>	<b>1.0</b>	<b>4.0</b>	<b>4</b>	<b>7</b>	<b>6</b>	<b>0</b>	<b>21</b>	<b>0</b>	<b>1</b>	<b>0</b>	<b>0</b>

### Additional Statistics

**Special Teams Tackles:** 77 (career): 15 (2010); 25 (2009); 7 (2008); 19 (2007); 11 (2006)

Caught a 27-yard pass from Brad Smith on a fake punt at TB on 12/13/09

**Blocked Punts:** 2 (Career): 1 (2010); 1 (2009)

### Career Bests

**Tackles:** 12 (10/7/07 at NYG)

**Solo Tackles:** 8 (twice, last 11/25/10 vs. CIN)

**Interceptions:** 1 (four times, last 9/27/09 vs. TEN)

**Passes Defensed:** 2 (twice, last 12/6/10 at NE)

### Career Postseason

Year	Team	P	S	TT	S	A	Sk	Yds	Int	Yds	Lg	TD	PD	FF	FR	Yds	TD
2006	Jets	1	0	4	4	0	0.0	0.0	0	0	0	0	0	0	0	0	0
2009	Jets	3	0	3	1	2	0.0	0.0	0	0	0	0	0	0	0	0	0
2010	Jets	3	3	21	17	4	0.0	0.0	0	0	0	0	5	0	0	0	0
<b>Totals</b>		<b>7</b>	<b>3</b>	<b>28</b>	<b>22</b>	<b>6</b>	<b>0.0</b>	<b>0.0</b>	<b>0</b>	<b>0</b>	<b>0</b>	<b>0</b>	<b>5</b>	<b>0</b>	<b>0</b>	<b>0</b>	<b>0</b>

### Additional Postseason Statistics

**Special Teams Tackles:** 11 (career): 4 (2010); 6 (2009); 1 (2006)

### Career Postseason Bests

**Tackles:** 8 (1/8/11 at IND)

**Solo Tackles:** 8 (1/8/11 at IND)

**Passes Defensed:** 2 (twice, last 1/23/11 at PIT)

## 2010 New York Jets

Date	Opp	P	S	TT	S	A	Sk	Yds	Int	Yds	Lg	TD	PD	FF	FR	Yds	TD
9/13	BLT	1	1	9	5	4	-	-	-	-	-	-	-	-	-	-	-
9/19	NE	1	1	4	1	3	-	-	-	-	-	-	-	-	-	-	-
9/26	at MIA	1	1	6	4	2	-	-	-	-	-	-	-	-	-	-	-
10/3	at BUF	1	0	-	-	-	-	-	-	-	-	-	-	-	-	-	-
10/11	MIN	1	0	1	1	0	-	-	-	-	-	-	-	-	-	-	-
10/17	at DEN	1	0	3	3	0	-	-	-	-	-	-	1	-	-	-	-
10/31	GB	1	0	-	-	-	-	-	-	-	-	-	-	-	-	-	-
11/7	at DET	1	0	3	0	3	-	-	-	-	-	-	-	-	-	-	-
11/14	at CLV	1	0	3	1	2	-	-	-	-	-	-	-	-	-	-	-
11/21	HST	1	0	4	3	1	-	-	-	-	-	-	-	-	-	-	-
11/25	CIN	1	1	8	8	0	-	-	-	-	-	-	1	-	-	-	-
12/6	at NE	1	1	10	7	3	1.0	4.0	-	-	-	-	2	-	-	-	-
12/12	MIA	1	1	6	4	2	-	-	-	-	-	-	-	-	-	-	-
12/19	at PIT						INACTIVE (CONCUSSION)										
12/26	at CHI						INACTIVE (CONCUSSION)										
1/2	BUF						INACTIVE (CONCUSSION)										
<b>2010 Totals</b>		<b>13</b>	<b>6</b>	<b>57</b>	<b>37</b>	<b>20</b>	<b>1.0</b>	<b>4.0</b>	<b>0</b>	<b>0</b>	<b>0</b>	<b>0</b>	<b>4</b>	<b>0</b>	<b>0</b>	<b>0</b>	<b>0</b>

## 2010 Postseason

Date	Opp	P	S	TT	S	A	Sk	Yds	Int	Yds	Lg	TD	PD	FF	FR	Yds	TD
1/8	at IND	1	1	8	8	0	-	-	-	-	-	-	2	-	-	-	-
1/16	at NE	1	1	7	5	2	-	-	-	-	-	-	1	-	-	-	-
1/23	at PIT	1	1	6	4	2	-	-	-	-	-	-	2	-	-	-	-
<b>Totals</b>		<b>3</b>	<b>3</b>	<b>21</b>	<b>17</b>	<b>4</b>	<b>0</b>	<b>0</b>	<b>0</b>	<b>0</b>	<b>0</b>	<b>0</b>	<b>5</b>	<b>0</b>	<b>0</b>	<b>0</b>	<b>0</b>

## Eric Smith Career Interceptions

Date	Opp	Qtr	Dwn	Last LOS	Quarterback	Target	Yds
10/29/06	at CLV	2	3	CLV 6	Charlie Frye	RB Rueben Droughns	0
12/31/06	OAK	4	2	OAK 49	Aaron Brooks	TE Randal Williams	1
09/28/08	ARZ	2	1	ARZ 24	Kurt Warner	WR Anquan Boldin	6
09/27/09	TEN	2	2	TEN 26	Kerry Collins	RB Chris Brown	0

## 2009 New York Jets

Date	Opp	P	S	TT	S	A	Sk	Yds	Int	Yds	Lg	TD	PD	FF	FR	Yds	TD
9/13	at HST	1	0	2	2	0	-	-	-	-	-	-	1	-	-	-	-
9/20	NE	1	0	3	2	1	-	-	-	-	-	-	1	-	-	-	-
9/27	TEN	1	0	4	4	0	-	-	1	0	0	0	2	-	-	-	-
10/4	at NO	1	0	1	1	0	-	-	-	-	-	-	-	-	-	-	-
10/12	at MIA	1	0	1	1	0	-	-	-	-	-	-	-	-	-	-	-
10/18	BUF	1	0	2	2	0	-	-	-	-	-	-	-	-	-	-	-
10/25	at OAK	1	0	1	0	1	-	-	-	-	-	-	-	-	-	-	-
11/1	MIA	1	0	-	-	-	-	-	-	-	-	-	-	-	-	-	-
11/15	JAX	1	0	2	1	1	-	-	-	-	-	-	-	-	-	-	-
11/22	at NE	1	0	2	2	0	-	-	-	-	-	-	-	-	-	-	-
11/29	CAR	1	1	9	8	1	-	-	-	-	-	-	1	-	-	-	-
12/3	at BUF	1	1	2	0	2	-	-	-	-	-	-	-	-	-	-	-
12/13	at TB	1	1	2	2	0	-	-	-	-	-	-	-	-	-	-	-
12/20	ATL	1	0	1	0	1	-	-	-	-	-	-	-	-	-	-	-
12/27	at IND	1	1	2	2	0	-	-	-	-	-	-	1	-	-	-	-
1/3	CIN	1	0	-	-	-	-	-	-	-	-	-	-	-	-	-	-
<b>2009 Totals</b>		<b>16</b>	<b>4</b>	<b>34</b>	<b>27</b>	<b>7</b>	<b>0</b>	<b>0</b>	<b>1</b>	<b>0</b>	<b>0</b>	<b>0</b>	<b>6</b>	<b>0</b>	<b>0</b>	<b>0</b>	<b>0</b>

## 2009 Postseason

Date	Opp	P	S	TT	S	A	Sk	Yds	Int	Yds	LG	TD	PD	FF	FR	Yds	TD
1/9	at CIN	1	0	-	-	-	-	-	-	-	-	-	-	-	-	-	-
1/17	at SD	1	0	2	1	1	-	-	-	-	-	-	-	-	-	-	-
1/24	at IND	1	0	1	0	1	-	-	-	-	-	-	-	-	-	-	-
<b>Totals</b>		<b>3</b>	<b>0</b>	<b>3</b>	<b>1</b>	<b>2</b>	<b>0</b>	<b>0</b>	<b>0</b>	<b>0</b>	<b>0</b>	<b>0</b>	<b>0</b>	<b>0</b>	<b>0</b>	<b>0</b>	<b>0</b>

## 2008 New York Jets

Date	Opp	P	S	TT	S	A	Sk	Yds	Int	Yds	Lg	TD	PD	FF	FR	Yds	TD
9/7	at MIA	1	1	7	6	1	-	-	-	-	-	-	1	-	-	-	-
9/14	NE	1	1	7	5	2	-	-	-	-	-	-	-	-	-	-	-
9/22	at SD	1	0	1	0	1	-	-	-	-	-	-	-	-	-	-	-
9/28	ARZ	1	1	1	0	1	-	-	1	6	6	-	1	-	-	-	-
10/12	CIN								RESERVE/SUSPENDED								
10/19	at OAK	1	1	6	2	4	-	-	-	-	-	-	-	-	-	-	-
10/26	KC	1	1	1	1	0	-	-	-	-	-	-	1	-	-	-	-
11/2	at BUF								INACTIVE								
11/9	SL								INACTIVE								
11/13	at NE								INACTIVE								
11/23	at TEN								INACTIVE								
11/30	DEN								INACTIVE								
12/7	at SF								INACTIVE								
12/14	BUF	1	1	5	4	1	-	-	-	-	-	-	1	-	-	-	-
12/21	at SEA	1	0	3	2	1	-	-	-	-	-	-	-	-	1	0	-
12/28	MIA	1	0	1	1	0	-	-	-	-	-	-	-	-	-	-	-
<b>2008 Totals</b>		<b>9</b>	<b>6</b>	<b>32</b>	<b>21</b>	<b>11</b>	<b>0</b>	<b>0</b>	<b>1</b>	<b>6</b>	<b>6</b>	<b>0</b>	<b>4</b>	<b>0</b>	<b>1</b>	<b>0</b>	<b>0</b>

## 2007 New York Jets


Date	Opp	P	S	TT	S	A	Sk	Yds	Int	Yds	Lg	TD	PD	FF	FR	Yds	TD
9/9	NE								INACTIVE								
9/16	at BLT	1	0	4	2	2	-	-	-	-	-	-	1	-	-	-	-
9/23	MIA	1	0	-	-	-	-	-	-	-	-	-	-	-	-	-	-
9/30	at BUF	1	0	-	-	-	-	-	-	-	-	-	-	-	-	-	-
10/7	at NYG	1	1	12	5	7	-	-	-	-	-	-	1	-	-	-	-
10/14	PHI	1	1	1	1	0	-	-	-	-	-	-	-	-	-	-	-
10/21	at CIN	1	0	-	-	-	-	-	-	-	-	-	-	-	-	-	-
10/28	BUF	1	0	-	-	-	-	-	-	-	-	-	-	-	-	-	-
11/4	WAS	1	0	-	-	-	-	-	-	-	-	-	-	-	-	-	-
11/18	PIT	1	0	4	3	1	-	-	-	-	-	-	-	-	-	-	-
11/22	at DAL	1	0	1	1	0	-	-	-	-	-	-	1	-	-	-	-
12/2	at MIA	1	0	2	2	0	-	-	-	-	-	-	-	-	-	-	-
12/9	CLV	1	0	2	2	0	-	-	-	-	-	-	-	-	-	-	-
12/16	at NE	1	1	1	1	0	-	-	-	-	-	-	1	-	-	-	-
12/23	at TEN	1	0	1	1	0	-	-	-	-	-	-	1	-	-	-	-
12/30	KC	1	1	8	5	3	-	-	-	-	-	-	-	-	-	-	-
<b>2007 Totals</b>		<b>15</b>	<b>4</b>	<b>36</b>	<b>23</b>	<b>13</b>	<b>0.0</b>	<b>0.0</b>	<b>0</b>	<b>0</b>	<b>0</b>	<b>0</b>	<b>5</b>	<b>0</b>	<b>0</b>	<b>0</b>	<b>0</b>

## 2006 New York Jets

Date	Opp	P	S	TT	S	A	Sk	Yds	Int	Yds	Lg	TD	PD	FF	FR	Yds	TD
9/10	at TEN	1	0	-	-	-	-	-	-	-	-	-	-	-	-	-	-
9/17	NE	1	0	1	1	0	-	-	-	-	-	-	-	-	-	-	-
9/24	at BUF	1	0	-	-	-	-	-	-	-	-	-	-	-	-	-	-
10/1	IND	1	0	-	-	-	-	-	-	-	-	-	-	-	-	-	-
10/8	at JAX	1	0	1	1	0	-	-	-	-	-	-	-	-	-	-	-
10/15	MIA	1	0	1	1	0	-	-	-	-	-	-	-	-	-	-	-
10/22	DET	1	0	1	1	0	-	-	-	-	-	-	-	-	-	-	-
10/29	at CLV	1	0	1	0	1	-	-	1	0	0	0	1	-	-	-	-
11/12	at NE	1	0	2	1	1	-	-	-	-	-	-	-	-	-	-	-
11/19	CHI	1	0	1	1	0	-	-	-	-	-	-	-	-	-	-	-
11/26	HST	1	0	5	4	1	-	-	-	-	-	-	-	-	-	-	-
12/3	at GB	1	0	1	0	1	-	-	-	-	-	-	-	-	-	-	-
12/10	BUF								INACTIVE								
12/17	at MIN	1	0	-	-	-	-	-	-	-	-	-	-	-	-	-	-
12/25	at MIA	1	0	1	0	1	-	-	-	-	-	-	-	-	-	-	-
12/31	OAK	1	0	1	1	0	-	-	1	1	1	0	1	-	-	-	-
<b>2006 Totals</b>		<b>15</b>	<b>0</b>	<b>16</b>	<b>11</b>	<b>5</b>	<b>0</b>	<b>0</b>	<b>2</b>	<b>1</b>	<b>1</b>	<b>0</b>	<b>2</b>	<b>0</b>	<b>0</b>	<b>0</b>	<b>0</b>

## 2006 Postseason

Date	Opp	P	S	TT	S	A	Sk	Yds	Int	Yds	Lg	TD	PD	FF	FR	Yds	TD
1/7	at NE	1	0	4	4	0	-	-	-	-	-	-	-	-	-	-	-
<b>Totals</b>		<b>1</b>	<b>0</b>	<b>4</b>	<b>4</b>	<b>0</b>	<b>0</b>	<b>0</b>	<b>0</b>	<b>0</b>	<b>0</b>	<b>0</b>	<b>0</b>	<b>0</b>	<b>0</b>	<b>0</b>	<b>0</b>



# 30

CORNERBACK

HEIGHT: 5'10"

WEIGHT: 185

AGE: 30 (as of opening weekend)

HOMETOWN: San Francisco, CA

HIGH SCHOOL: Archbishop, Riordan (HS)

COLLEGE: Colorado

HOW ACQUIRED: UFA (7/31/11)

EXPERIENCE: NFL: 9th • JETS: 2nd

## Donald STRICKLAND

NY Jets Media Guide 2011

**NY**

### CAREER HIGHLIGHTS

- Played in 74 games, making 24 starts and recording 135 tackles, two interceptions, 20 passes defended, and five forced fumbles.
- Returned a blocked field goal 41 yards for a touchdown vs. PHI, 10/12/08.
- Recorded first career interception as a rookie for IND vs. Tom Brady and NE, 11/30/03.

**NY**

### CAREER TRANSACTIONS

- 08/01/11, NYJ, Signed, UFA (SD)
- 07/28/11, SD, Released
- 03/12/10, SD, Signed FA (NYJ)
- 03/05/10, NYJ, Released
- 03/25/09, NYJ, Signed, UFA (SF)
- 03/24/08, SF, Re-Signed, UFA
- 03/07/07, SF, Signed, FA
- 02/26/07, SF, Released
- 12/12/06, SF, IR
- 10/31/06, SF, Signed, FA
- 09/02/06, PHI, Waived
- 11/22/05, PHI, Signed FA (IND)
- 10/25/05, IND, Waived
- 09/14/05, IND, IR
- 10/09/04, IND, IR
- 04/26/03, IND, D3 (90)

**NY**

### SEASON-BY-SEASON REVIEW

**2010 (SD):** Appeared in 16 games...totaled 18 tackles for the season, one forced fumble, one sack and 2 pass defended.

**2009 (NYJ):** Saw action in nine games, starting two and was inactive for six...Was a member of the defensive unit that finished the season ranked first in the NFL in total defense for the first time in franchise history. **POSTSEASON:** Was active for two postseason games, both of which he played in...Started at cornerback for the AFC Championship Game...Recorded one tackle and one pass defended. **SEASON HIGHLIGHTS: (12/27 at IND)**... Was named game captain... Sacked Curtis painter for a loss of four yards...marked his second sack of the season and of his career...Recorded one solo tackle. **(9/13 at HOU)**...Saw action on defense and special teams...Recorded his second career fumble when he hit Steve Slaton...Tallied three solo tackles...Posted two special teams tackles.

**2008 (SF):** Saw action in 14 games, making three starts and missed two games due to injury...Finished the season with a career-high 44

tackles, six passes defended and seven special team tackles. **SEASON HIGHLIGHTS: (12/7 vs. NYJ)**...Started at cornerback in place of an injured CB Nate Clements (thumb) and had five tackles. **(11/16 vs. STL)**...Started at nickel back and tied a career-high with eight tackles and added one pass defended. **(10/12 vs. PHI)**...Returned a blocked field goal 41 yards for a touchdown. **(10/6 vs. NE)**...Made his first start of the season when the team opened the game in a nickel package, posted seven tackles and one pass defended.

**2007 (SF):** Saw action in 13 games, with four starts and recording 33 tackles, five passes defended and 10 special teams tackles. **SEASON HIGHLIGHTS: (11/25 at ARI)**...Recorded a game saving pass defense when he deflected a QB Kurt Warner pass in the end zone.

**2006 (SF):** Signed with SF, 10/31, and started in all three games he played in recording seven tackles...Placed on injured reserve, 12/12. **SEASON HIGHLIGHTS: (11/26 at STL)**...Started his first game of the season... Posted one tackle.

**2005 (IND/PHI):** Played in four games, one with IND and three with PHI, and finished the season with 20 tackles, three passes defended, one forced fumble and two special teams tackles. **SEASON HIGHLIGHTS: (12/24 at ARI)**...Saw action as a nickel back and recorded five tackles and a forced fumble. **(12/11 vs. NYG)**...Played in his first game with Philadelphia and recorded six tackles.

**2004 (IND):** Started in all four games he played in before being placed on injured reserve due to a shoulder injury...finished the season with 20 tackles. **SEASON HIGHLIGHTS: (9/9 at NE)**...Started and tied a career-high with eight total tackles, seven solo. **(9/26 vs. GB)**...Finished with six tackles.

**2003 (IND):** Started eight of the 11 games he saw action in and recorded 36 tackles, two interceptions and two passes defended...He also started all three playoff games and recorded 17 tackles and five passes defended. **SEASON HIGHLIGHTS: (11/30 vs. NE)**...Recorded his first career interception on a QB Tom Brady pass.

**NY**

### BEFORE THE NFL

- Four-year contributor at Colorado (1999-2003), starting 36 of 42 career games, finishing with 255 tackles, 34 passes defended, six forced fumbles, four interceptions, three sacks and one fumble recovery.
- As a senior, recorded 117 tackles, 14 passes defended, two interceptions, one sack and one forced fumble on his way to earning second-team All Big-12 honors.
- Earned honorable mention Big-12 honors his junior year after tallying 78 tackles.

STRICKLAND, DONALD



219

- All-conference player at Archbishop Riordan High School (San Francisco, CA) on both offense and defense, finishing career with 93 carries for 1,095 yards with seven touchdowns on the ground and three receptions for 108 yards with two touchdowns as a receiver...Logged 92 tackles, four forced fumbles and two fumble recoveries on defense.

## NY OFF THE FIELD

- Majored in mechanical engineering.
- His uncle, Raymond Bell, played football at UCLA, and his cousin, Herb Ward, played for USC and the Dallas

- Cowboys...Father, Donald, is a retired cameraman for Channel 4 in San Francisco.
- Born Donald Darell Strickland.
- Was a four-year honor roll student in high school, and enjoys writing and poetry, as evidenced by a rap song he wrote while in Indianapolis that received play time on the airwaves.
- Lettered four times in track, starring in 100 meters and finishing fifth in the state in long jump.

### Donald Strickland's Career Statistics

Year	Team	P	S	TT	S	A	Sk	Yds	Int	Yds	Lg	TD	PD	FF	FR	Yds	TD
2003	IND	11	8	36	23	13	0	0	2	43	24	0	2	0	0	0	0
2004	IND	4	4	20	15	5	0	0	0	0	0	0	0	0	0	0	0
2005	IND/PHI	4	0	20	16	4	0	0	0	0	0	0	3	0	0	0	0
2006	SF	3	3	7	5	2	0	0	0	0	0	0	0	0	0	0	0
2007	SF	13	4	33	23	10	0	0	1	1	1	0	5	0	0	0	0
2008	SF	14	3	44	39	5	0	0	0	0	0	0	6	0	0	0	0
2009	Jets	9	2	25	22	3	2	6	0	0	0	0	4	1	0	0	0
2010	SD	16	0	16	10	6	1	12	0	0	0	0	2	1	0	0	0
<b>Career Totals</b>		<b>55</b>	<b>12</b>	<b>201</b>	<b>153</b>	<b>48</b>	<b>3.0</b>	<b>18.0</b>	<b>3</b>	<b>44</b>	<b>24</b>	<b>0</b>	<b>22</b>	<b>2</b>	<b>0</b>	<b>0</b>	<b>0</b>

### Career Postseason Statistics

Year	Team	P	S	TT	S	A	Sk	Yds	Int	Yds	Lg	TD	PD	FF	FR	Yds	TD
2009	Jets	2	1	4	4	0	0	0	0	0	0	0	2	0	0	0	0
<b>Totals</b>		<b>2</b>	<b>1</b>	<b>4</b>	<b>4</b>	<b>0</b>	<b>0</b>	<b>0</b>	<b>0</b>	<b>0</b>	<b>0</b>	<b>0</b>	<b>2</b>	<b>0</b>	<b>0</b>	<b>0</b>	<b>0</b>

## 2009 New York Jets

Date	Opp	P	S	TT	S	A	SK	YDS	INT	YDS	LG	TD	PD	FF	FR	YDS	TD	ST
9/13	at HST	1	0	3	3	0	-	-	-	-	-	-	1	1	-	-	-	2
9/20	NE	1	1	5	4	1	-	-	-	-	-	-	-	-	-	-	-	0
9/27	TEN																	
10/4	at NO																	
10/12	at MIA																	
10/18	BUF																	
10/25	at OAK	1	0	4	3	1	-	-	-	-	-	-	2	-	-	-	-	0
11/1	MIA	1	0	0	0	0	-	-	-	-	-	-	1	-	-	-	-	2
11/15	JAX	1	0	4	4	0	-	-	-	-	-	-	-	-	-	-	-	1
11/22	at NE	1	1	2	2	0	-	-	-	-	-	-	-	-	-	-	-	0
11/29	CAR																	
12/3	at BUF																	
12/13	at TB	1	0	2	2	0	1	2	-	-	-	-	-	-	-	-	-	2
12/20	ATL	1	0	4	3	1	-	-	-	-	-	-	-	-	-	-	-	0
12/27	at IND	1	0	1	1	0	1	4	-	-	-	-	-	-	-	-	-	2
1/3	CIN																	
<b>2009 Totals</b>		<b>9</b>	<b>2</b>	<b>25</b>	<b>22</b>	<b>3</b>	<b>2.0</b>	<b>6</b>	<b>0</b>	<b>0</b>	<b>0</b>	<b>0</b>	<b>4</b>	<b>1</b>	<b>0</b>	<b>0</b>	<b>0</b>	<b>9</b>

## 2009 Postseason

Date	Opp	P	S	TT	S	A	SK	YDS	INT	YDS	LG	TD	PD	FF	FR	Yds	TD	ST
1/9	at CIN																	
1/17	at SD	1	0	3	3	0	-	-	-	-	-	-	1	-	-	-	-	-
1/24	at IND	1	1	1	1	0	-	-	-	-	-	-	1	-	-	-	-	-
<b>Totals</b>		<b>2</b>	<b>1</b>	<b>4</b>	<b>4</b>	<b>0</b>	<b>0</b>	<b>0</b>	<b>0</b>	<b>0</b>	<b>0</b>	<b>0</b>	<b>2</b>	<b>0</b>	<b>0</b>	<b>0</b>	<b>0</b>	<b>0</b>

## 2008 San Francisco 49ers

Date	Opp	P	S	TT	S	A	SK	YDS	INT	YDS	LG	TD	PD	FF	FR	YDS	TD
9/7	ARZ	1	0	4	4	0	-	-	-	-	-	-	1	-	-	-	-
9/14	at SEA																
9/21	DET																
9/28	at NO	1	0	-	-	-	-	-	-	-	-	-	-	-	-	-	-
10/5	NE	1	1	7	7	0	-	-	-	-	-	-	1	-	-	-	-
10/12	PHI	<b>1</b>	<b>0</b>	-	-	-	-	-	-	-	-	-	-	-	-	-	-
10/19	at NYG	1	0	3	2	1	-	-	-	-	-	-	-	-	-	-	-
10/26	at SEA	1	0	-	-	-	-	-	-	-	-	-	-	-	-	-	-
11/10	at ARI	1	0	-	-	-	-	-	-	-	-	-	-	-	-	-	-
11/16	STL	<b>1</b>	<b>1</b>	<b>8</b>	<b>8</b>	<b>0</b>	-	-	-	-	-	-	<b>1</b>	-	-	-	-
11/23	at DAL	<b>1</b>	<b>0</b>	<b>3</b>	<b>3</b>	<b>0</b>	-	-	-	-	-	-	<b>1</b>	-	-	-	-
11/30	at BUF	<b>1</b>	<b>0</b>	<b>6</b>	<b>5</b>	<b>1</b>	-	-	-	-	-	-	<b>2</b>	-	-	-	-
12/7	NYJ	1	1	5	4	1	-	-	-	-	-	-	-	-	-	-	-
12/14	at MIA	<b>1</b>	<b>0</b>	<b>2</b>	<b>2</b>	<b>0</b>	-	-	-	-	-	-	-	-	-	-	-
12/21	at STL	<b>1</b>	<b>0</b>	<b>3</b>	<b>1</b>	<b>2</b>	-	-	-	-	-	-	-	-	-	-	-
12/28	WAS	<b>1</b>	<b>0</b>	<b>3</b>	<b>3</b>	<b>0</b>	-	-	-	-	-	-	-	-	-	-	-
<b>2008 Totals</b>		<b>14</b>	<b>3</b>	<b>44</b>	<b>39</b>	<b>5</b>	<b>0.0</b>	<b>0</b>	<b>0</b>	<b>0</b>	<b>0</b>	<b>0</b>	<b>6</b>	<b>0</b>	<b>0</b>	<b>0</b>	<b>0</b>

## 2007 San Francisco 49ers

Date	Opp	P	S	TT	S	A	SK	YDS	INT	YDS	LG	TD	PD	FF	FR	YDS	TD
9/9	ARZ								INACTIVE								
9/16	at STL								INACTIVE								
9/23	at PIT								INACTIVE								
9/30	SEA	1	1	5	4	1	-	-	-	-	-	-	-	-	-	-	-
10/7	BLT	1	0	-	-	-	-	-	-	-	-	-	-	-	-	-	-
10/21	at NYG	1	0	-	-	-	-	-	-	-	-	-	-	-	-	-	-
10/28	NO	1	1	7	4	3	-	-	-	-	-	-	1	-	-	-	-
11/4	at ATL	1	0	2	2	0	-	-	-	-	-	-	1	-	-	-	-
11/12	at SEA	1	0	-	-	-	-	-	-	-	-	-	-	-	-	-	-
11/18	STL	1	0	-	-	-	-	-	-	-	-	-	-	-	-	-	-
11/25	at ARI	1	0	3	2	1	-		1	1	1	0	1	-	-	-	-
12/2	at CAR	1	0	2	2	0	-	-	-	-	-	-	-	-	-	-	-
12/9	MIN	1	0	2	2	0	-	-	-	-	-	-	-	-	-	-	-
12/15	CIN	1	1	7	4	3	-	-	-	-	-	-	1	-	-	-	-
12/23	TB	1	0	2	2	0							1				
12/30	at CLV	1	1	3	1	2	-	-	-	-	-	-	-	-	-	-	-
<b>TOTALS</b>		<b>13</b>	<b>4</b>	<b>33</b>	<b>23</b>	<b>10</b>	<b>0.0</b>	<b>0</b>	<b>1</b>	<b>1</b>	<b>1</b>	<b>0</b>	<b>5</b>	<b>0</b>	<b>0</b>	<b>0</b>	<b>0</b>

## 2006 San Francisco 49ers

Date	Opp	P	S	TT	S	A	SK	YDS	INT	YDS	LG	TD	PD	FF	FR	YDS	TD	ST
11/5	MIN								INACTIVE									
11/2	at DET								INACTIVE									
11/19	SEA								INACTIVE									
11/26	at STL	1	1	1	0	1	-	-	-	-	-	-	-	-	-	-	-	-
12/3	at NO	1	1	4	3	1	-	-	-	-	-	-	-	-	-	-	-	0
12/10	GB	1	1	2	2	0	-	-	-	-	-	-	-	-	-	-	-	-
2006 Totals		3	3	7	5	2	0.0	0	0	0	0	0	0	0	0	0	0	0

## 2005 Indianapolis Colts/ Philadelphia Eagles

Date	Opp	P	S	TT	S	A	SK	YDS	INT	YDS	LG	TD	PD	FF	FR	YDS	TD
9/11	at BAL (I)	1	0	7	6	1	-	-	-	-	-	-	3	-	-	-	-
12/11	NYG (P)	1	0	6	3	3	-	-	-	-	-	-	-	-	-	-	-
12/18	at STL (P)	1	0	2	2	0	-	-	-	-	-	-	-	-	-	-	-
12/24	at ARI (P)	1	0	5	5	0	-	-	-	-	-	-	-	1	-	-	-
1/1	WAS (P)								INACTIVE								
<b>2005 Totals</b>		<b>4</b>	<b>0</b>	<b>20</b>	<b>16</b>	<b>4</b>	<b>0.0</b>	<b>0</b>	<b>0</b>	<b>0</b>	<b>0</b>	<b>0</b>	<b>3</b>	<b>0</b>	<b>0</b>	<b>0</b>	<b>0</b>

## 2004 Indianapolis Colts

Date	Opp	P	S	TT	S	A	SK	YDS	INT	YDS	LG	TD	PD	FF	FR	YDS	TD
9/9	at NE	1	1	8	7	1	-	-	-	-	-	-	-	-	-	-	-
9/19	at TEN	1	1	2	1	1	-	-	-	-	-	-	-	-	-	-	-
9/26	GB	1	1	6	4	2	-	-	-	-	-	-	-	-	-	-	-
10/3	at JAC	1	1	4	3	1	-	-	-	-	-	-	-	-	-	-	-
<b>2004 Totals</b>	<b>4</b>	<b>4</b>		<b>20</b>	<b>15</b>	<b>5</b>	<b>0.0</b>	<b>0</b>	<b>0</b>	<b>0</b>	<b>0</b>	<b>0</b>	<b>0</b>	<b>0</b>	<b>0</b>	<b>0</b>	<b>0</b>

## 2003 Indianapolis Colts

Date	Opp	P	S	TT	S	A	SK	YDS	INT	YDS	LG	TD	PD	FF	FR	YDS	TD
9/7	at CLE																
9/14	TEN																
9/12	JAC																
9/28	at NO																
10/6	at TB																
10/12	CAR	1	0	-	-	-	-	-	-	-	-	-	0	-	-	-	-
10/26	HOU	1	0	2	2	0	-	-	-	-	-	-	-	-	-	-	-
11/2	at MIA	1	0	-	-	-	-	-	-	-	-	-	-	-	-	-	-
11/9	at JAC	1	1	1	1	0	-	-	-	-	-	-	-	0	-	-	-
11/16	NYJ	1	1	2	2	0	-	-	-	-	-	-	-	-	-	-	-
11/23	at BUF	1	1	4	2	2	-	-	-	-	-	-	-	-	-	-	-
11/30	NE	1	1	4	1	3	-	-	1	24	24	0	1	-	-	-	-
12/7	at TEN	1	1	8	4	4	-	-	-	-	-	-	-	-	-	-	-
12/14	ATL	1	1	5	5	0	-	-	-	-	-	-	-	-	-	-	-
12/21	DEN	1	1	8	5	3	-	-	-	-	-	-	-	-	-	-	-
12/28	at HOU	1	1	2	1	1	-	-	1	19	19	-	1	-	-	-	-
<b>2003 Totals</b>	<b>11</b>	<b>8</b>		<b>36</b>	<b>23</b>	<b>13</b>	<b>0.0</b>	<b>0</b>	<b>2</b>	<b>43</b>	<b>24</b>	<b>0</b>	<b>2</b>	<b>0</b>	<b>0</b>	<b>0</b>	<b>0</b>



# 58

LINEBACKER

HEIGHT: 6'4"

WEIGHT: 266

AGE: 32 (as of opening weekend)

HOMETOWN: Birmingham, AL

HIGH SCHOOL: Minor (AL) HS

COLLEGE: Alabama-Birmingham

HOW ACQUIRED: D1 (22), 2002 NFL Draft

EXPERIENCE: NFL: 10th • JETS: 10th

# Bryan THOMAS

NY Jets Media Guide 2011

**NY**

## CAREER HIGHLIGHTS

- Started 90 of his career 141 games, posting totals of 425 tackles, 31 sacks, eight passes defended, seven forced fumbles and six fumble recoveries in the regular season.
- Has appeared in 11 career postseason games, the second-most of any Jets player, starting nine and notching 30 tackles, 1.5 sacks, his only career interception, two passes defended and one forced fumble.
- Moved from defensive end to linebacker in 2006 when team changed to 3-4 defense, posting a career-high 77 tackles and 8.5 sacks, including 6.5 sacks during a six-game span.
- Owner of two-career multi-sack games, victimizing former teammate Chad Pennington twice in Pennington's debut against the Jets at MIA, 9/7/08, and David Carr twice vs. HST, 11/26/06.

**NY**

## CAREER TRANSACTIONS

- 12/02/06, NYJ, Signed, Contract Extension
- 04/20/02, NYJ, D1 (22)

**NY**

## SEASON-BY-SEASON REVIEW

**2010 (JETS)** Appeared in all 16 games for the sixth-consecutive season...Started 12 games, collecting 41 tackles, six sacks, one pass defended, one forced fumble and one fumble recovery. **POSTSEASON:** Started all three postseason games, registering five tackles and the first interception of his career. (**AFC Championship: 1/23 at PIT**)...Intercepted QB Ben Roethlisberger, the first of his career, and returned the ball one yard. **SEASON HIGHLIGHTS: (12/26 at CHI)**...Brought down QB Jay Cutler for a three-yard loss, his third-consecutive week with a sack and sixth of the season, most since he had a career-best 8.5 in 2006. (**12/19 at PIT**)...Registered a sack for the second-straight game when he dropped Roethlisberger for a loss of eight yards. (**12/12 vs. MIA**)...Recorded one of the team's season-high five sacks when he sacked QB Chad Henne for a two-yard loss. (**11/21 vs. HST**)...Sacked QB Matt Schaub for a loss of eight yards, his second sack in three weeks. (**11/7 at DET**)...Ran QB Matthew Stafford out-of-bounds to record a sack for two yards. (**9/19 vs. NE**)...Collected a QB Tom Brady fumble and returned it a career-long 16 yards after LB Jason Taylor sacked Brady, knocking the ball loose. (**9/13 vs. BLT**)...Collected an eight-yard sack of QB Joe Flacco.

**2009 (JETS)** Played in 16 games, starting 14 and recorded 67 tackles, two sacks, two fumble recoveries, one forced fumble and two passes defended for a defensive unit that finished the season ranked

number-one in the NFL in total defense for the first time in franchise history. **POSTSEASON:** Started all three playoff games and recorded 10 tackles, one sack, one pass defended and one forced fumble. (**Wild Card: 1/9 at CIN**)...Started and sacked QB Carson Palmer on the last drive of the game...Posted six tackles, a forced fumble and one pass defended. **SEASON HIGHLIGHTS: (12/27 at IND)**...Blocked a K Adam Vinatieri extra-point attempt, marking the second blocked kick of his career...Finished the game with five solo tackles. (**12/3 at BUF, Toronto**)...Recorded his second fumble recovery of the season when he collected a Ryan Fitzpatrick fumble after the quarterback was sacked by LB David Harris. (**11/29 vs. CAR**)...Registered his 25th-career sack when he took down QB Jake Delhomme for a loss of eight yards. (**11/1 vs. MIA**)...Combined with S Jim Leonhard to sack RB Ronnie Brown on a pass attempt...Contributed to a defense that allowed Miami a total of 104 net yards on the day, the fifth-lowest total in team history. (**10/4 at NO**)...Recorded a season-high nine tackles and forced a fumble on RB Reggie Bush that would be recovered by DB Dwight Lowery, leading to a Jets score four-plays later.

**2008 (JETS)** Played in 16 games, starting 15...Recorded 47 tackles, 11 tackles-for-loss, 5.5 sacks, one fumble recovery, three forced fumbles, seven quarterback hurries and one pass defended...Ranked second on the team in tackles-for-loss and third for sacks...Contributed to defense that led the NFL with 26 forced fumbles and tied for the league-lead in fumble recoveries...One of 17 players who registered at least half a sack for the Jets, an amount that led the NFL...One of 13 Jets players that forced fumbles on defense or special teams. **SEASON HIGHLIGHTS: (12/28 vs. MIA)**...Sacked former teammate, QB Chad Pennington, forcing a fumble. (**11/23 at TEN**)...Recorded a fumble recovery after S Abram Elam jarred loose the ball from RB Chris Johnson, leading to a touchdown and 20-3 lead as the Jets beat previously undefeated TEN. (**11/9 vs. SL**)...Forced a fumble from RB Kenneth Darby that was recovered by LB Eric Barton. (**10/12 vs. CIN**)...Split an eight-yard sack of QB Ryan Fitzpatrick with Harris. (**9/28 vs. ARZ**)...Sacked Kurt Warner for a loss of six yards. (**9/14 vs. NE**)...Brought down QB Matt Cassel with a two-yard sack. (**9/7 at MIA**)...Matched career-high with two sacks of Pennington...Forced a fumble from RB Ricky Williams.

**2007 (JETS)** Played in 16 games with 14 starts...Responsible for 43 tackles, 2.5 sacks and forced one fumble. **SEASON HIGHLIGHTS: (12/2 at MIA)**...Sacked QB John Beck for a five-yard loss, forcing a fumble that was recovered by LB Victor Hobson. (**10/21 at CIN**)...Brought down Palmer for an eight-yard loss. (**10/14 at PHI**)...Combined with DT Dewayne Robertson to sack QB Donovan McNabb for a loss of four yards.

**2006 (JETS)** Moved to outside linebacker as new Head Coach Eric Mangini transitioned to a 3-4 defense...Started all 16 games for the

first time in his career...Notched career-highs with 77 tackles and 8.5 sacks while also posting one forced fumble and one fumble recovery. **POSTSEASON: (Wild Card: 1/7 at NE)**...Recorded five tackles and half a sack of Brady, split with LB Eric Barton. **SEASON HIGHLIGHTS: (12/25 at MIA)**...Registered sack of Cleo Lemon, dropping the quarterback for a six-yard loss. **(12/10 vs. BUF)**...Brought down QB J.P. Losman with an eight-yard sack, capping a six-week span that saw him produce 6.5 sacks. **(12/3 at GB)**...Sacked QB Brett Favre for a loss of four yards and forced a fumble that led to the first Jets touch-down...Finished with 1.5 sacks of Favre. **(11/26 vs. HST)**...Recorded career-high two sacks of Carr. **(11/12 at NE)**...Produced a seven-yard sack of Brady. **(10/29 at CLV)**...Notched a sack of Charlie Frye, bringing the quarterback down for a loss of five yards. **(10/15 vs. MIA)**...Named Jets Defensive Player of the Week as he recorded a career-high 11 tackles. **(9/17 vs. NE)**...Blocked a K Stephen Gotskowski field goal, the first block of his career, late in the fourth quarter to keep it a one-score game. **(9/10 at TEN)**...Garnered the first of his career-best 8.5 sacks when he brought down QB Kerry Collins for a five-yard loss in the season opener.

**2005 (JETS)** Started four of 16 games....Posted 40 tackles, 3.5 sacks and three passes defended. **SEASON HIGHLIGHTS: (1/1 vs. BUF)**...Brought down QB Kelly Holcomb with a two-yard sack. **(12/11 vs. OAK)**...For the second-consecutive week, posted half a sack, split a sack of QB Marques Tuiasosopo with DT Lance Legree. **(12/4 at NE)**...Combined with DT Dewayne Robertson to sack Brady for a nine-yard loss. **(10/24 at ATL)**...Collected a half-sack of QB Michael Vick, combining with DE John Abraham on the four-yard sack. **(9/25 vs. JAX)**...Sacked QB Byron Leftwich for a three-yard loss.

**2004 (JETS)** Played in 14 games with five starts...Recorded 41 tackles and 1.5 sacks. **POSTSEASON:** Made the first postseason starts of his career as he started both playoff games...Finished with eight total tackles. **SEASON HIGHLIGHTS: (11/14 vs. BLT)**...Posted a team-leading 1.5 sacks of QB Kyle Boller.

**2003 (JETS)** Played in 16 games, earning 10 starts...Recorded 58 tackles, one sack, one pass defended and one fumble recovery. **SEASON HIGHLIGHTS: (11/2 vs. NYG)**...Started in place of an injured Abraham, and recorded six tackles and a pass defended. **(10/12 vs. BUF)**...Made the first start of his career, tallying the first fumble recovery of his career after C Trey Teague fumbled an aborted snap. **(9/21 at NE)**...Recorded the first full-sack of his career, dropping Brady for a four-yard loss.

**2002 (JETS)** Appeared in 15 games during his rookie season, posting 11 tackles and half a sack. **POSTSEASON:** Played in both games, contributing two tackles...Made his postseason debut in the Wild Card matchup vs. IND, 01/04/03. **SEASON HIGHLIGHTS: (9/22 at MIA)**...Split a sack of QB Jay Fiedler with DT Jason Ferguson.

## FIRSTS:

First Game:	NYJ at BUF, 09/08/02 (W, 37-31)
First Start:	NYJ vs. BUF, 10/12/03 (W, 30-3)
First (Full) Sack:	NYJ at NE, 09/21/03 (QB Tom Brady)
First INT:	NYJ at PIT (AFC Championship Game), 01/23/11 (QB Ben Roethlisberger)
First Block:	NYJ vs. NE, 09/17/06 (K Stephen Gostkowski 29-yard Field Goal)



## BEFORE THE NFL

- Four-year starter at University of Alabama-Birmingham, who set school and Conference USA all-time records with 35 sacks, and posted 148 tackles (78 solos), two fumble recoveries, eight forced fumbles, 12 passes defended and 46 pressures.
- Earned first-team All-Conference USA honors as a senior in 2001 when he ranked fifth in the nation with 14 sacks and contributed 46 tackles, including 21 for losses, four passes defended and three forced fumbles.
- Two-year starter and letter winner at Minor (AL) HS in Birmingham, where he posted 75 tackles with two interceptions and a fumble recovery in six games as a senior, and 140 tackles with an interception and three fumble recoveries as a junior.



## OFF THE FIELD

- Graduated with a degree in Criminal Justice.
- Named to the UAB Athletic Director's Academic Honor Roll twice during his career.
- Attended the Jets Taste of the NFL in New York City dedicated to fighting hunger in the New York metropolitan area.
- Participated in the Club's Football Fanfare/Kid Reporter of the Week Program with *Newark Star-Ledger*.
- Attended the MDA 2004 Muscle Team Kickoff.
- Attended the United Way Gridiron Gala in 2007 to help celebrate the NFL's 30-year partnership with the United Way.

### All-Time New York Jets Postseason Games Played

Player	G	Wins	Losses	Pct
Shaun Ellis	12	6	6	50.0%
Bryan Thomas	11	6	5	54.5%
Jerricho Cotchery	9	5	4	55.6%
James Dearth	9	4	5	44.4%
Brandon Moore	9	5	4	55.6%

## Bryan Thomas' Career Statistics

Year	Team	P	S	TT	S	A	Sk	Yds	Int	Yds	Lg	TD	PD	FF	FR	Yds	TD
2002	Jets	15	0	11	5	6	0.5	2.0	0	0	0	0	0	0	0	0	0
2003	Jets	16	10	58	36	22	1.0	4.0	0	0	0	0	1	0	1	0	0
2004	Jets	14	5	41	32	9	1.5	16.5	0	0	0	0	0	0	0	0	0
2005	Jets	16	4	40	32	8	3.5	27.0	0	0	0	0	3	0	0	0	0
2006	Jets	16	16	77	58	19	8.5	44.0	0	0	0	0	0	1	1	0	0
2007	Jets	16	14	43	31	12	2.5	15.0	0	0	0	0	0	1	0	0	0
2008	Jets	16	15	47	29	18	5.5	32.0	0	0	0	0	1	3	1	0	0
2009	Jets	16	14	67	40	27	2.0	14.0	0	0	0	0	2	1	2	7	0
2010	Jets	16	12	41	28	13	6.0	31.0	0	0	0	0	1	1	1	16	0
<b>Career Totals</b>		<b>141</b>	<b>90</b>	<b>425</b>	<b>291</b>	<b>134</b>	<b>31.0</b>	<b>185.5</b>	<b>0</b>	<b>0</b>	<b>0</b>	<b>0</b>	<b>8</b>	<b>7</b>	<b>6</b>	<b>23</b>	<b>0</b>

## Additional Statistics

**Blocked Field Goals:** 1 (2006)

**Blocked Extra Point:** 1 (2009)

## Career Bests

**Tackles:** 11 (10/15/06 vs. MIA)

**Solo Tackles:** 8 (10/8/06 at JAX)

**Sacks:** 2 (twice, last 9/7/08 at MIA)

## Career Postseason

Year	Team	P	S	TT	S	A	Sk	Yds	Int	Yds	Lg	TD	PD	FF	FR	Yds	TD
2002	Jets	2	0	2	1	1	0.0	0.0	0	0	0	0	0	0	0	0	0
2004	Jets	2	2	8	8	0	0.0	0.0	0	0	0	0	0	0	0	0	0
2006	Jets	1	1	5	3	2	0.5	6.0	0	0	0	0	0	0	0	0	0
2009	Jets	3	3	10	6	4	1.0	8.0	0	0	0	0	1	1	0	0	0
2010	Jets	3	3	5	2	3	0.0	0.0	1	1	1	0	1	0	0	0	0
<b>Totals</b>		<b>11</b>	<b>9</b>	<b>30</b>	<b>20</b>	<b>10</b>	<b>1.5</b>	<b>14.0</b>	<b>1</b>	<b>1</b>	<b>1</b>	<b>0</b>	<b>2</b>	<b>1</b>	<b>0</b>	<b>0</b>	<b>0</b>

## Career Postseason Bests

**Tackles:** 6 (1/9/10 at CIN)

**Solo Tackles:** 4 (twice, last 1/9/10 at CIN)

## 2010 New York Jets

Date	Opp	P	S	TT	S	A	Sk	Yds	Int	Yds	Lg	TD	PD	FF	FR	Yds	TD
9/13	BLT	1	1	5	4	1	1.0	8.0	-	-	-	-	1	-	-	-	-
9/19	NE	1	1	4	2	2	-	-	-	-	-	-	-	-	1	16	-
9/26	at MIA	1	1	3	2	1	-	-	-	-	-	-	-	-	-	-	-
10/3	at BUF	1	1	2	1	1	-	-	-	-	-	-	-	1	-	-	-
10/11	MIN	1	1	5	4	1	-	-	-	-	-	-	-	-	-	-	-
10/17	at DEN	1	0	4	2	2	-	-	-	-	-	-	-	-	-	-	-
10/31	GB	1	1	2	1	1	-	-	-	-	-	-	-	-	-	-	-
11/7	at DET	1	1	4	3	1	1.0	2.0	-	-	-	-	-	-	-	-	-
11/14	at CLV	1	0	-	-	-	-	-	-	-	-	-	-	-	-	-	-
11/21	HST	1	0	3	2	1	1.0	8.0	-	-	-	-	-	-	-	-	-
11/25	CIN	1	1	1	1	0	-	-	-	-	-	-	-	-	-	-	-
12/6	at NE	1	1	1	0	1	-	-	-	-	-	-	-	-	-	-	-
12/12	MIA	1	1	3	2	1	1.0	2.0	-	-	-	-	-	-	-	-	-
12/19	at PIT	1	1	1	1	0	1.0	8.0	-	-	-	-	-	-	-	-	-
12/26	at CHI	1	1	3	3	0	1.0	3.0	-	-	-	-	-	-	-	-	-
1/2	BUF	1	0	-	-	-	-	-	-	-	-	-	-	-	-	-	-
<b>2010 Totals</b>		<b>16</b>	<b>12</b>	<b>41</b>	<b>28</b>	<b>13</b>	<b>6.0</b>	<b>31.0</b>	<b>0</b>	<b>0</b>	<b>0</b>	<b>0</b>	<b>1</b>	<b>1</b>	<b>1</b>	<b>16</b>	<b>0</b>

## 2010 Postseason

Date	Opp	P	S	TT	S	A	Sk	Yds	Int	Yds	Lg	TD	PD	FF	FR	Yds	TD
1/8	at IND	1	1	2	2	0	-	-	-	-	-	-	-	-	-	-	-
1/16	at NE	1	1	2	0	2	-	-	-	-	-	-	-	-	-	-	-
1/23	at PIT	1	1	1	0	1	-	-	1	1	1	0	1	-	-	-	-
<b>Totals</b>		<b>3</b>	<b>3</b>	<b>5</b>	<b>2</b>	<b>3</b>	<b>0.0</b>	<b>0.0</b>	<b>1</b>	<b>1</b>	<b>1</b>	<b>0</b>	<b>1</b>	<b>0</b>	<b>0</b>	<b>0</b>	<b>0</b>

## Bryan Thomas Career Fumbles

Date	Opp	Qtr	Dwn	Last	LOS	Fumbled	Forced	Recovered	Yds
10/12/03	BUF	2	3	BUF	17	C Trey Teague	Aborted Snap	Thomas	0
09/17/06	NE	4	3	NYJ	42	QB Tom Brady	S Kerry Rhodes**	Thomas	0
12/03/06	at GB	1	1	NYJ	49	QB Brett Favre	Thomas**	DT Dewayne Robertson	0
12/02/07	at MIA	3	1	MIA	33	QB John Beck	Thomas**	LB Victor Hobson	0
09/07/08	at MIA	2	2	MIA	29	RB Ricky Williams	Thomas	Out of Bounds	-
11/09/08	SL	2	1	SL	44	RB Kenneth Darby	Thomas	LB Eric Barton	1
11/23/08	at TEN	3	1	TEN	35	RB Chris Johnson	S Abram Elam	Thomas	0
12/28/08	MIA	2	1	NYJ	49	QB Chad Pennington	Thomas**	LB Jason Trusnik	0
10/04/09	at NO	3	1	NO	33	RB Reggie Bush	Thomas	DB Dwight Lowery	0
11/22/09	at NE	1	1	NYJ	34	RB Laurence Maroney	DE Marques Douglas	Thomas	0
12/03/09	at BUF	2	3	BUF	43	QB Ryan Fitzpatrick	LB David Harris**	Thomas	7
01/09/10	at CIN*	1	3	NYJ	26	WR Laveranues Coles	Thomas	DE Shaun Ellis	0
09/19/10	NE	4	1	NYJ	25	QB Tom Brady	LB Jason Taylor**	Thomas	16
10/03/10	at BUF	3	1	BUF	23	RB Marshawn Lynch	Thomas	LB Jason Taylor	0

\*POSTSEASON

\*\*Caused on a sack

## 2009 New York Jets

Date	Opp	P	S	TT	S	A	Sk	Yds	Int	Yds	Lg	TD	PD	FF	FR	Yds	TD
9/13	at HST	1	1	4	3	1	-	-	-	-	-	-	-	-	-	-	-
9/20	NE	1	1	5	4	1	-	-	-	-	-	-	-	-	-	-	-
9/27	TEN	1	1	4	3	1	0.5	1.5	-	-	-	-	-	-	-	-	-
10/4	at NO	1	1	9	6	3	-	-	-	-	-	-	1	1	-	-	-
10/12	at MIA	1	1	7	4	3	-	-	-	-	-	-	-	-	-	-	-
10/18	BUF	1	1	5	4	1	-	-	-	-	-	-	1	-	-	-	-
10/25	at OAK	1	1	2	1	1	-	-	-	-	-	-	-	-	-	-	-
11/1	MIA	1	1	1	1	0	0.5	4.5	-	-	-	-	-	-	-	-	-
11/15	JAX	1	1	3	1	2	-	-	-	-	-	-	-	-	-	-	-
11/22	at NE	1	1	4	2	2	-	-	-	-	-	-	-	-	1	0	0
11/29	CAR	1	1	2	1	1	1.0	8.0	-	-	-	-	-	-	-	-	-
12/3	at BUF	1	1	4	0	4	-	-	-	-	-	-	-	-	1	7	0
12/13	at TB	1	0	3	2	1	-	-	-	-	-	-	-	-	-	-	-
12/20	ATL	1	1	4	1	3	-	-	-	-	-	-	-	-	-	-	-
12/27	at IND	1	0	5	5	0	-	-	-	-	-	-	-	-	-	-	-
1/3	CIN	1	1	5	2	3	-	-	-	-	-	-	-	-	-	-	-
<b>2009 Totals</b>		<b>16</b>	<b>14</b>	<b>67</b>	<b>40</b>	<b>27</b>	<b>2.0</b>	<b>14.0</b>	<b>0</b>	<b>0</b>	<b>0</b>	<b>0</b>	<b>2</b>	<b>1</b>	<b>2</b>	<b>7</b>	<b>0</b>

## 2009 Postseason

Date	Opp	P	S	TT	S	A	Sk	Yds	Int	Yds	LG	TD	PD	FF	FR	Yds	TD
1/9	at CIN	1	1	6	4	2	1.0	8.0	-	-	-	-	1	1	-	-	-
1/17	at SD	1	1	3	2	1	-	-	-	-	-	-	-	-	-	-	-
1/24	at IND	1	1	1	0	1	-	-	-	-	-	-	-	-	-	-	-
<b>Totals</b>		<b>3</b>	<b>3</b>	<b>10</b>	<b>6</b>	<b>4</b>	<b>1.0</b>	<b>8.0</b>	<b>0</b>	<b>0</b>	<b>0</b>	<b>0</b>	<b>1</b>	<b>1</b>	<b>0</b>	<b>0</b>	<b>0</b>

## 2008 New York Jets

Date	Opp	P	S	TT	S	A	Sk	Yds	Int	Yds	Lg	TD	PD	FF	FR	Yds	TD
9/7	at MIA	1	1	2	0	2	2.0	13	-	-	-	-	-	1	-	-	-
9/14	NE	1	1	5	2	3	1.0	2	-	-	-	-	-	-	-	-	-
9/22	at SD	1	1	2	2	0	-	-	-	-	-	-	-	-	-	-	-
9/28	ARZ	1	1	3	2	1	1.0	6	-	-	-	-	-	-	-	-	-
10/12	CIN	1	1	2	1	1	0.5	4	-	-	-	-	-	-	-	-	-
10/19	at OAK	1	1	5	3	2	-	-	-	-	-	-	-	-	-	-	-
10/26	KC	1	1	3	2	1	-	-	-	-	-	-	-	-	-	-	-
11/2	at BUF	1	1	4	3	1	-	-	-	-	-	-	-	-	-	-	-
11/9	SL	1	1	1	0	1	-	-	-	-	-	-	-	1	-	-	-
11/13	at NE	1	1	1	0	1	-	-	-	-	-	-	-	-	-	-	-
11/23	at TEN	1	1	2	1	1	-	-	-	-	-	-	1	-	1	0	0
11/30	DEN	1	1	1	1	0	-	-	-	-	-	-	-	-	-	-	-
12/7	at SF	1	1	6	5	1	-	-	-	-	-	-	-	-	-	-	-
12/14	BUF	1	0	1	1	0	-	-	-	-	-	-	-	-	-	-	-
12/21	at SEA	1	1	5	4	1	-	-	-	-	-	-	-	-	-	-	-
12/28	MIA	1	1	4	2	2	1.0	7	-	-	-	-	-	1	-	-	-
<b>2008 Totals</b>		<b>16</b>	<b>15</b>	<b>47</b>	<b>29</b>	<b>18</b>	<b>5.5</b>	<b>32</b>	<b>0</b>	<b>0</b>	<b>0</b>	<b>0</b>	<b>1</b>	<b>3</b>	<b>1</b>	<b>0</b>	<b>0</b>

## 2007 New York Jets

Date	Opp	P	S	TT	S	A	Sk	Yds	Int	Yds	Lg	TD	PD	FF	FR	Yds	TD
9/9	NE	1	1	3	3	0	-	-	-	-	-	-	-	-	-	-	-
9/16	at BLT	1	1	7	6	1	-	-	-	-	-	-	-	-	-	-	-
9/23	MIA	1	1	-	-	-	-	-	-	-	-	-	-	-	-	-	-
9/30	at BUF	1	1	4	3	1	-	-	-	-	-	-	-	-	-	-	-
10/7	at NYG	1	1	5	4	1	-	-	-	-	-	-	-	-	-	-	-
10/14	PHI	1	1	1	1	0	0.5	2.0	-	-	-	-	-	-	-	-	-
10/21	at CIN	1	1	1	0	1	1.0	8.0	-	-	-	-	-	-	-	-	-
10/28	BUF	1	1	3	3	0	-	-	-	-	-	-	-	-	-	-	-
11/4	WAS	1	1	5	4	1	-	-	-	-	-	-	-	-	-	-	-
11/18	PIT	1	1	8	4	4	-	-	-	-	-	-	-	-	-	-	-
11/22	at DAL	1	1	1	1	0	-	-	-	-	-	-	-	-	-	-	-
12/2	at MIA	1	1	-	-	-	1.0	5.0	-	-	-	-	-	1	-	-	-
12/9	CLV	1	1	3	1	2	-	-	-	-	-	-	-	-	-	-	-
12/16	at NE	1	0	1	0	1	-	-	-	-	-	-	-	-	-	-	-
12/23	at TEN	1	1	1	1	0	-	-	-	-	-	-	-	-	-	-	-
12/30	KC	1	0	-	-	-	-	-	-	-	-	-	-	-	-	-	-
<b>2007 Totals</b>		<b>16</b>	<b>14</b>	<b>43</b>	<b>31</b>	<b>12</b>	<b>2.5</b>	<b>15.0</b>	<b>0</b>	<b>0</b>	<b>0</b>	<b>0</b>	<b>0</b>	<b>1</b>	<b>0</b>	<b>0</b>	<b>0</b>

## 2006 New York Jets

Date	Opp	P	S	TT	S	A	Sk	Yds	Int	Yds	Lg	TD	PD	FF	FR	Yds	TD
9/10	at TEN	1	1	4	3	1	1.0	5.0	-	-	-	-	-	-	-	-	-
9/17	NE	1	1	4	3	1	-	-	-	-	-	-	-	-	1	0	0
9/24	at BUF	1	1	6	3	3	-	-	-	-	-	-	-	-	-	-	-
10/1	IND	1	1	4	2	2	-	-	-	-	-	-	-	-	-	-	-
10/8	at JAX	1	1	8	8	0	-	-	-	-	-	-	-	-	-	-	-
10/15	MIA	1	1	11	7	4	-	-	-	-	-	-	-	-	-	-	-
10/22	DET	1	1	5	4	1	-	-	-	-	-	-	-	-	-	-	-
10/29	at CLV	1	1	6	5	1	1.0	5.0	-	-	-	-	-	-	-	-	-
11/12	at NE	1	1	1	1	0	1.0	7.0	-	-	-	-	-	-	-	-	-
11/19	CHI	1	1	5	5	0	-	-	-	-	-	-	-	-	-	-	-
11/26	HST	1	1	4	4	0	2.0	5.0	-	-	-	-	-	-	-	-	-
12/3	at GB	1	1	5	3	2	1.5	8.0	-	-	-	-	-	1	-	-	-
12/10	BUF	1	1	4	1	3	1.0	8.0	-	-	-	-	-	-	-	-	-
12/17	at MIN	1	1	3	3	0	-	-	-	-	-	-	-	-	-	-	-
12/25	at MIA	1	1	4	3	1	1.0	6.0	-	-	-	-	-	-	-	-	-
12/31	OAK	1	1	3	3	0	-	-	-	-	-	-	-	-	-	-	-
<b>2006 Totals</b>		<b>16</b>	<b>16</b>	<b>77</b>	<b>58</b>	<b>19</b>	<b>8.5</b>	<b>44.0</b>	<b>0</b>	<b>0</b>	<b>0</b>	<b>0</b>	<b>0</b>	<b>1</b>	<b>1</b>	<b>0</b>	<b>0</b>

## 2006 Postseason

Date	Opp	P	S	TT	S	A	Sk	Yds	Int	Yds	LG	TD	PD	FF	FR	Yds	TD
1/7	at NE	1	1	5	3	2	0.5	6.0	-	-	-	-	-	-	-	-	-
<b>Totals</b>		<b>1</b>	<b>1</b>	<b>5</b>	<b>3</b>	<b>2</b>	<b>0.5</b>	<b>6.0</b>	<b>0</b>	<b>0</b>	<b>0.0</b>	<b>0</b>	<b>0</b>	<b>0</b>	<b>0</b>	<b>0</b>	<b>0</b>

## 2005 New York Jets

Date	Opp	P	S	TT	S	A	Sk	Yds	Int	Yds	Lg	TD	PD	FF	FR	Yds	TD
9/11	at KC	1	1	5	5	0	-	-	-	-	-	-	1	-	-	-	-
9/18	MIA	1	0	2	1	1	-	-	-	-	-	-	1	-	-	-	-
9/25	JAX	1	0	6	4	2	1.0	3.0	-	-	-	-	-	-	-	-	-
10/2	at BLT	1	0	2	2	0	-	-	-	-	-	-	-	-	-	-	-
10/9	TB	1	0	-	-	-	-	-	-	-	-	-	-	-	-	-	-
10/16	at BUF	1	0	2	2	0	-	-	-	-	-	-	-	-	-	-	-
10/24	at ATL	1	0	1	1	0	0.5	4.0	-	-	-	-	-	-	-	-	-
11/6	SD	1	0	-	-	-	-	-	-	-	-	-	-	-	-	-	-
11/13	at CAR	1	0	1	0	1	-	-	-	-	-	-	-	-	-	-	-
11/20	at DEN	1	0	2	2	0	-	-	-	-	-	-	1	-	-	-	-
11/27	NO	1	0	1	1	0	-	-	-	-	-	-	-	-	-	-	-
12/4	at NE	1	0	2	1	1	0.5	9.0	-	-	-	-	-	-	-	-	-
12/11	OAK	1	0	1	1	0	0.5	9.0	-	-	-	-	-	-	-	-	-
12/18	at MIA	1	1	4	2	2	-	-	-	-	-	-	-	-	-	-	-
12/26	NE	1	1	6	5	1	-	-	-	-	-	-	-	-	-	-	-
1/1	BUF	1	1	5	5	0	1.0	2.0	-	-	-	-	-	-	-	-	-
<b>2005 Totals</b>		<b>16</b>	<b>4</b>	<b>40</b>	<b>32</b>	<b>8</b>	<b>3.5</b>	<b>27.0</b>	<b>0</b>	<b>0</b>	<b>0</b>	<b>0</b>	<b>3</b>	<b>0</b>	<b>0</b>	<b>0</b>	<b>0</b>

## 2004 New York Jets

Date	Opp	P	S	TT	S	A	Sk	Yds	Int	Yds	Lg	TD	PD	FF	FR	Yds	TD
9/12	CIN								INACTIVE								
9/19	at SD								INACTIVE								
10/3	at MIA	1	0	2	2	0	-	-	-	-	-	-	-	-	-	-	-
10/10	BUF	1	0	-	-	-	-	-	-	-	-	-	-	-	-	-	-
10/17	SF	1	0	1	1	0	-	-	-	-	-	-	-	-	-	-	-
10/24	at NE	1	0	1	1	0	-	-	-	-	-	-	-	-	-	-	-
11/1	MIA	1	0	-	-	-	-	-	-	-	-	-	-	-	-	-	-
11/7	at BUF	1	0	2	1	1	-	-	-	-	-	-	-	-	-	-	-
11/14	BLT	1	1	7	7	0	1.5	16.5	-	-	-	-	-	-	-	-	-
11/21	at CLV	1	0	3	2	1	-	-	-	-	-	-	-	-	-	-	-
11/28	at ARZ	1	0	2	1	1	-	-	-	-	-	-	-	-	-	-	-
12/5	HST	1	0	3	3	0	-	-	-	-	-	-	-	-	-	-	-
12/12	at PIT	1	1	9	6	3	-	-	-	-	-	-	-	-	-	-	-
12/19	SEA	1	1	1	1	0	-	-	-	-	-	-	-	-	-	-	-
12/26	NE	1	1	6	4	2	-	-	-	-	-	-	-	-	-	-	-
1/2	at SL	1	1	4	3	1	-	-	-	-	-	-	-	-	-	-	-
<b>2004 Totals</b>		<b>14</b>	<b>5</b>	<b>41</b>	<b>32</b>	<b>9</b>	<b>1.5</b>	<b>16.5</b>	<b>0</b>	<b>0</b>	<b>0</b>	<b>0</b>	<b>0</b>	<b>0</b>	<b>0</b>	<b>0</b>	<b>0</b>

## 2004 Postseason

Date	Opp	P	S	TT	S	A	Sk	Yds	Int	Yds	Lg	TD	PD	FF	FR	Yds	TD
1/8	at SD	1	1	4	4	0	-	-	-	-	-	-	-	-	-	-	-
1/15	at PIT	1	1	4	4	0	-	-	-	-	-	-	-	-	-	-	-
<b>Totals</b>		<b>2</b>	<b>2</b>	<b>8</b>	<b>8</b>	<b>0</b>	<b>0.0</b>	<b>0.0</b>	<b>0</b>	<b>0</b>	<b>0</b>	<b>0</b>	<b>0</b>	<b>0</b>	<b>0</b>	<b>0</b>	<b>0</b>

## 2003 New York Jets

Date	Opp	P	S	TT	S	A	Sk	Yds	Int	Yds	Lg	TD	PD	FF	FR	Yds	TD
9/4	at WAS	1	0	-	-	-	-	-	-	-	-	-	-	-	-	-	-
9/14	MIA	1	0	3	2	1	-	-	-	-	-	-	-	-	-	-	-
9/21	at NE	1	0	3	3	0	1.0	4.0	-	-	-	-	-	-	-	-	-
9/28	DAL	1	0	2	0	2	-	-	-	-	-	-	-	-	-	-	-
10/12	BUF	1	1	2	1	1	-	-	-	-	-	-	-	-	1	0	0
10/19	at HST	1	0	1	1	0	-	-	-	-	-	-	-	-	-	-	-
10/26	at PHI	1	0	-	-	-	-	-	-	-	-	-	-	-	-	-	-
11/2	NYG	1	1	6	3	3	-	-	-	-	-	-	1	-	-	-	-
11/9	at OAK	1	1	7	3	4	-	-	-	-	-	-	-	-	-	-	-
11/16	at IND	1	1	8	4	4	-	-	-	-	-	-	-	-	-	-	-
11/23	JAX	1	1	8	6	2	-	-	-	-	-	-	-	-	-	-	-
12/1	TEN	1	1	4	3	1	-	-	-	-	-	-	-	-	-	-	-
12/7	at BUF	1	1	5	4	1	-	-	-	-	-	-	-	-	-	-	-
12/14	PIT	1	1	3	1	2	-	-	-	-	-	-	-	-	-	-	-
12/20	NE	1	1	3	2	1	-	-	-	-	-	-	-	-	-	-	-
12/28	at MIA	1	1	3	3	0	-	-	-	-	-	-	-	-	-	-	-
<b>2003 Totals</b>		<b>16</b>	<b>10</b>	<b>58</b>	<b>36</b>	<b>22</b>	<b>1.0</b>	<b>4.0</b>	<b>0</b>	<b>0</b>	<b>0</b>	<b>0</b>	<b>1</b>	<b>0</b>	<b>1</b>	<b>0</b>	<b>0</b>

## 2002 New York Jets

Date	Opp	P	S	TT	S	A	Sk	Yds	Int	Yds	Lg	TD	PD	FF	FR	Yds	TD
9/8	at BUF	1	0	2	1	1	-	-	-	-	-	-	-	-	-	-	-
9/15	NE	1	0	3	0	3	-	-	-	-	-	-	-	-	-	-	-
9/22	at MIA	1	0	1	1	0	0.5	2.0	-	-	-	-	-	-	-	-	-
9/29	at JAX	1	0	4	3	1	-	-	-	-	-	-	-	-	-	-	-
10/6	KC	1	0	0	0	0	-	-	-	-	-	-	-	-	-	-	-
10/20	MIN	1	0	0	0	0	-	-	-	-	-	-	-	-	-	-	-
10/27	CLV	1	0	0	0	0	-	-	-	-	-	-	-	-	-	-	-
11/3	at SD	1	0	0	0	0	-	-	-	-	-	-	-	-	-	-	-
11/10	MIA	1	0	0	0	0	-	-	-	-	-	-	-	-	-	-	-
11/17	at DET	1	0	0	0	0	-	-	-	-	-	-	-	-	-	-	-
11/24	BUF								INACTIVE								
12/2	at OAK	1	0	0	0	0	-	-	-	-	-	-	-	-	-	-	-
12/8	DEN	1	0	0	0	0	-	-	-	-	-	-	-	-	-	-	-
12/15	at CHI	1	0	0	0	0	-	-	-	-	-	-	-	-	-	-	-
12/22	at NE	1	0	0	0	0	-	-	-	-	-	-	-	-	-	-	-
12/29	GB	1	0	1	0	1	-	-	-	-	-	-	-	-	-	-	-
<b>2002 Totals</b>		<b>15</b>	<b>0</b>	<b>11</b>	<b>5</b>	<b>6</b>	<b>0.5</b>	<b>2.0</b>	<b>0</b>	<b>0</b>	<b>0</b>	<b>0</b>	<b>0</b>	<b>0</b>	<b>0</b>	<b>0</b>	<b>0</b>

## 2002 Postseason

Date	Opp	P	S	TT	S	A	Sk	Yds	Int	Yds	Lg	TD	PD	FF	FR	Yds	TD
1/4	IND	1	0	0	0	0	-	-	-	-	-	-	-	-	-	-	-
1/12	at OAK	1	0	2	1	1	-	-	-	-	-	-	-	-	-	-	-
<b>Totals</b>		<b>2</b>	<b>0</b>	<b>2</b>	<b>1</b>	<b>1</b>	<b>0.0</b>	<b>0.0</b>	<b>0</b>	<b>0</b>	<b>0</b>	<b>0</b>	<b>0</b>	<b>0</b>	<b>0</b>	<b>0</b>	<b>0</b>

## Bryan Thomas Career Sacks

Date	Opp	Qtr	Dwn	Last	LOS	Quarterback	Shared With	Yds
09/22/02	at MIA	1	3	NYJ	33	Jay Fielder	DT Jason Ferguson	2
09/21/03	at NE	1	2	NYJ	45	Tom Brady		4
11/14/04	BLT	1	2	BLT	41	Kyle Boller	DE John Abraham	9
11/14/04	BLT	2	3	BLT	25	Kyle Boller		12
09/25/05	JAX	1	3	50		Byron Leftwich		3
10/24/05	at ATL	2	2	ATL	23	Michael Vick	DE John Abraham	4
12/04/05	at NE	1	3	NE	39	Tom Brady	DT Dewayne Robertson	9
12/11/05	OAK	4	3	OAK	35	Marques Tuiasosopo	DT Lance Legree	9
01/01/06	BUF	4	1	BUF	36	Kelly Holcomb		2
09/10/06	at TEN	3	3	TEN	30	Kerry Collins		5
10/29/06	at CLV	3	1	CLV	29	Charlie Frye		5
11/12/06	at NE	4	2	NYJ	32	Tom Brady		7
11/26/06	HST	1	3	NYJ	33	David Carr		4
11/26/06	HST	4	2	NYJ	2	David Carr		1
12/03/06	at GB	1	1	NYJ	45	Brett Favre**		4
12/03/06	at GB	4	3	GB	49	Brett Favre	DE Shaun Ellis	4
12/10/06	BUF	2	3	BUF	35	J.P. Losman		8
12/25/06	at MIA	4	2	NYJ	13	Cleo Lemon		6
01/07/07	at NE*	3	2	NYJ	15	Tom Brady	LB Eric Barton	12
10/14/07	PHI	2	1	PHI	46	Donovan McNabb	DT Dewayne Robertson	4
10/21/07	at CIN	1	3	NYJ	41	Carson Palmer		8
12/02/07	at MIA	3	1	MIA	38	John Beck**		5
09/07/08	at MIA	2	1	MIA	32	Chad Pennington		6
09/07/08	at MIA	4	1	MIA	47	Chad Pennington		7
09/14/08	NE	3	1	NE	21	Matt Cassel		2
09/28/08	ARZ	3	1	NYJ	30	Kurt Warner		6
10/12/08	CIN	4	2	CIN	23	Ryan Fitzpatrick	LB David Harris	8
12/28/08	MIA	2	1	NYJ	42	Chad Pennington**		7
09/27/09	TEN	2	2	NYJ	25	Kerry Collins	DE Shaun Ellis	3
11/01/09	MIA	2	2	NYJ	31	RB Ronnie Brown	S Jim Leonhard	9
11/29/09	CAR	4	1	CAR	33	Jake Delhomme		8
01/09/10	at CIN*	4	3	NYJ	39	Carson Palmer		8
09/13/10	BLT	2	3	BLT	21	Joe Flacco		8
11/07/10	at DET	2	2	DET	19	Matthew Stafford		2
11/21/10	HST	2	2	NYJ	39	Matt Schaub		8
12/12/10	MIA	4	3	MIA	26	Chad Henne		2
12/19/10	at PIT	2	2	NYJ	26	Ben Roethlisberger		8
12/26/10	at CHI	4	2	NYJ	14	Jay Cutler		3

\*POSTSEASON

\*\*Forced Fumble



# 21

RUNNING BACK

HEIGHT: 5'10"

WEIGHT: 221

AGE: 32 (as of opening weekend)

HOMETOWN: Waco, TX

HIGH SCHOOL: University (TX) HS

COLLEGE: TCU

HOW ACQUIRED: FA (3/16/10)

EXPERIENCE: NFL: 4th • JETS: 4th

# LaDainian TOMLINSON

NY Jets Media Guide 2011

**NY**

## CAREER HIGHLIGHTS

- Received numerous awards in his career including the NFL's Most Valuable Player award by the *Associated Press* (2006), the *Associated Press* Offensive Player of the Year (2006) and shared the Walter Payton NFL Man of the Year award (2006)...Named *Associated Press* first-team All-Pro three times (2004, 2006 and 2007) and second-team All-Pro twice (2002 and 2003)...Five-time Pro Bowl selection (2002, 2004, 2005, 2006 and 2007)...Named to NFL.com's All-Interview team twice (2005 and 2006).
- Named AFC Offensive Player of the Month (November 2006), AFC Rookie of Month (September 2001) and AFC Offensive Player of the Week six times, including four times in his record setting 2006 season.
- Holds the NFL single-season record for most touchdowns (31 – breaking the mark set by RB Shaun Alexander (28) in 2005) and most rushing touchdowns (28 – breaking the mark set by Alexander (27) in 2005 and RB Priest Holmes (27) in 2003).
- Has started all but two of his career 156 games, missing just four games, two of which he sat out to rest for the postseason.
- Has surpassed 1,600 yards rushing three times in his career (2002, 2003 and 2006) and broken 2,000 all-purpose yards in each of those seasons as well.
- Ranks third on the NFL's all-time list for career touchdowns (159), trailing only Jerry Rice (207) and Emmitt Smith (175) despite 10 and five fewer seasons respectively, and ranks second behind Smith (164) on the all-time rushing touchdown list.
- Ranks sixth on the NFL's all-time rushing list, 258 yards behind fifth-place RB Jerome Bettis and 697 yards behind fourth-place RB Curtis Martin and sixth-place on the NFL's career all-purpose yardage list, 453 yards behind fifth-place RB Barry Sanders and 1427 yards behind fourth-place RB Marshall Faulk.
- In his first season with the Jets, finished tied for third with 52 receptions, the ninth time in his career he has caught 50-or-more passes in a season, matching Faulk and leaving him one season from tying FB Larry Centers' all-time record of 10 seasons...His 582 career receptions are the most of any active running back and rank sixth in NFL history...Caught 100 passes in the 2003 season, the second-most in league history behind Centers' 101 receptions in 1995.
- His career 6.1 points per game are the second-most of any non-kicker in league history, trailing only RB Jim Brown's 6.4 points per game.

**NY**

## CAREER TRANSACTIONS

- 03/16/10, NYJ, Signed, FA
- 02/22/10, SD, Released
- 08/16/04, SD, Signed, Contract Extension
- 04/21/01, SD, D1 (5)

## FIRSTS:

<b>First Game:</b>	SD vs. WAS, 09/09/01 (W, 30-3)
<b>First NYJ Game:</b>	vs. BLT, 09/13/10 (L, 9-10)
<b>First Start:</b>	SD vs. WAS, 09/09/01 (W, 30-3)
<b>First NYJ Start:</b>	at MIA, 09/26/10 (W, 31-23)
<b>First TD:</b>	SD vs. WAS, 09/09/01 (Three-yard TD run)
<b>First NYJ TD:</b>	at MIA, 09/26/10 (One-yard TD run)
<b>First 100-yard Game:</b>	SD vs. WAS, 09/09/01 (36 carries for 113 yards)
<b>First NYJ 100-yard Rushing Game:</b>	at BUF, 10/03/10 (19 carries for 133 yards)
<b>First 200-yard Game:</b>	SD vs. NE, 09/29/02 (27 carries for 217 yards)
<b>First 100-yard Receiving Game:</b>	SD at DET, 12/07/03 (Nine receptions for 148 yards)

**NY**

## SEASON-BY-SEASON REVIEW

**2010 (JETS)** Started 13-of-15 games as he came off the bench for the first time in his career in the season's first two contests and was inactive in the season finale...Led the team with 914 yards rushing and six touchdowns on 219 carries, the fewest carries in his career...Moved past RBs Tony Dorsett (12,739) and Eric Dickerson (13,259) for sixth-place on the all-time rushing list...Averaged 4.2 yards per carry, the most since he gained 4.7 yards per run in 2007...Lead the team in rushing in 10-of-15 games, including the season's first eight contests...Added 52 receptions for 368 yards...His 52 receptions were the most by a Jets runner since 2001 when Martin caught 53. **POSTSEASON:** Started all three postseason games, gaining 141 yards and two touchdowns on 35 carries and adding 19 yards and his first career postseason touchdown catch on six receptions...His 141 rushing yards, 35 rushing attempts and three total touchdowns are all the most he's had in a single postseason in his career. **(Divisional: 1/16 at NE)**...Hauled

TOMLINSON, LADAINIAN



233

in the first postseason touchdown reception of his career when he caught a seven-yard pass from QB Mark Sanchez in the second quarter to start the Jets scoring. **(Wild Card: 1/8 at IND)**...Made his Jets postseason debut and collected a pair of touchdown runs in the victory...Finished the game with 99 yards of total offense, 82 coming on his 16 rushing attempts (5.1 avg.)...Registered the longest postseason run of his career when he carried 23 yards on the Jets first possession. **SEASON HIGHLIGHTS: (1/2 vs. BUF)**...Missed only the fourth-regular-season game of his career as he rested for the postseason. **(11/21 vs. HST)**...Caught seven passes for a 71 yards, both season-highs and the most receptions and he had in a game since the season opener vs. CHI, 09/09/07. **(10/17 at DEN)**...Marked the second game of the season and 38th time in his career that he scored two rushing touchdowns in a game...Both scores came in the fourth quarter, first from 20 yards with 8:36 remaining to tie the game at 17-17 and later from two yards out with 1:13 remaining to put the Jets ahead to stay, 24-20. **(10/3 at BUF)**...Went over 100 yards rushing for the first time since he collected 105 yards at NO, 10/26/08...Finished the game with 133 yards and two touchdowns on 19 carries...His 7.0 yard-per-carry average was the best since he averaged 7.7 yards per vs. DET, 12/16/07...Represented the 25th game in his career with 100-or-more yards rushing and two touchdowns, tying RB Jim Brown for the most in league history...Notched a season-long 26-yard touchdown run, the longest touchdown run since he scored from 41 yards out at OAK, 09/28/08. **(9/13 vs. BLT)**...Made his Jets debut on Monday Night Football and collected 62 yards on 11 carries (5.6 avg.) to finish as the game's leading rusher.

**2009 (SD)** Registered 730 yards and 12 touchdowns on a career-low 223 attempts...Added 154 more yards on 20 receptions...Missed two games in Weeks Two and Three to snap his career-long streak of 65-straight games started. **POSTSEASON: (Divisional: 1/17 vs. NYJ)**...Ran 12 times for 24 yards and caught three passes for zero yards. **SEASON HIGHLIGHTS: (12/25 at TEN)**...Notched his fourth multi-touchdown effort of the season when he scored twice on one-yard runs in the 25-point win on Christmas Night. **(12/20 vs. CIN)**...Registered a season-high 117 all-purpose yards, adding 59 yards on 16 rushing attempts and 58 yards on four receptions...Pulled in a QB Philip Rivers pass for 36 yards to set up a field goal. **(11/29 vs. KC)**...Scored on touchdown runs in the second and third quarters in the 29-point blowout win. **(11/15 vs. PHI)**...Posted a season-high 96 yards rushing and two touchdowns on his 24 carries. **(9/20 vs. BLT)**...Missed only the second game of his career and snapped his career-best streak of 65-straight games started when he was inactive.

**2008 (SD)** Broke 1,000 yards rushing for the eighth-straight season as he collected 1,110 yards and 11 touchdowns on 292 carries...Added another 426 yards and a touchdown on his 52 receptions...Started all 16 games for the seventh time in his career. **POSTSEASON:** Injuries limited him to five carries total in the postseason as he left the Wild Card vs. IND, 01/03/09, early and was inactive for the Divisional Game at PIT, 01/17/09. **SEASON HIGHLIGHTS: (12/28 vs. DEN)**...Helped SD book a return trip to the postseason after recording three rushing touchdowns in a 31-point blowout win in the season finale. **(10/26 at NO)**...Combined for a season-high 170 all-purpose yards gaining 105 yards on 19 carries and adding another 65 yards and a touchdown on five receptions. **(9/28 at OAK)**...Recorded a season-high 106 yards rushing and scored twice in the fourth quarter as SD secured a 10-point win.

**2007 (SD)** Named *Associated Press* first-team All-Pro for the second-

consecutive year and to the Pro Bowl for the fourth-straight season...Finished the season with 1,474 yards and 15 touchdowns on 315 rushing attempts and added 475 yards and three touchdowns on his 60 receptions...Started all 16 regular-season games and all three postseason games. **POSTSEASON:** Started all three postseason games collecting 75 yards on 30 carries and one touchdown on the ground and pulling in five passes for 40 yards...Left both the Divisional Game win at IND and the AFC Championship loss at NE with injuries. **(AFC Championship: 1/20 at NE)**...Exited after the second series with a knee injury...Finished the game with two carries for five yards and one reception for one yard. **(Divisional: 1/13 at IND)**...Rushed seven times for 28 yards and added another 20 yards on one reception...Injured in the second quarter and left the game...Fumbled on the play in which he was injured, snapping a streak of 708 consecutive carries without a fumble, the longest such streak in league history. **(Wild Card: 1/6 vs. TEN)**...Gained 42 yards and a touchdown on 21 carries and added 19 more yards on three receptions in his first-career postseason victory. **SEASON HIGHLIGHTS: (12/16 vs. DET)**...Registered his third-straight game with two touchdowns as he scored twice on the ground in the first quarter of the 37-point win. **(12/9 at TEN)**...Rushed for 146 yards and a touchdown on 26 carries and added 27 more yards and another score on his five receptions...Ended the game with his 16-yard touchdown run in overtime. **(12/2 at KC)**...Provided the margin of victory when he scored on a 31-yard run in the third quarter and again on a 28-yard run in the second quarter as part of a rushing effort that saw him gain 177 yards on 23 carries. **(10/14 vs. OAK)**...Scored twice in the first quarter en route to his third-career-game with four rushing touchdowns...Added a season-high 198 yards rushing on 24 carries as his four scores accounted for all the SD points. **(9/9 vs. CHI)**...Accounted for all 14 SD points in the win...Threw the seventh touchdown pass of his career when he connected with TE Antonio Gates for 17 yards in the third quarter.

**2006 (SD)** There were no shortage of accolades accrued in his record-setting season as he was named the NFL's Most Valuable Player, the NFL's Offensive Player of the Year, selected as an *Associated Press* first-team All-Pro and made his third Pro Bowl appearance...Shared the NFL's Man of the Year award with former teammate QB Drew Brees...Named NFL Player of the Month for November and was named NFL Offensive Player of the Week four times...Named to NFL.com's All-Interview team for the second-straight season...Started all 16 games, finishing the season with an NFL-record 31 touchdowns and 28 rushing touchdowns...Gained a career-best 1,815 yards rushing and added 508 yards receiving on 56 receptions...His 2,323 all-purpose yards were the second-most of his career and the third time he topped 2,000 all-purpose yards in a season. **POSTSEASON: (Divisional: 1/14 vs. NE)**...Put up 187 total yards in the playoff loss...Rushed 23 times for 123 yards and his first two postseason touchdowns and pulled in two passes for 64 more yards...Scored the first SD points of the game with a two-yard run in the second quarter and put SD up eight in the fourth quarter with a three-yard run...Set up the third SD touchdown taking a QB Philip Rivers pass 58 yards down to the six-yard line before a RB Michael Turner touchdown on the next play. **SEASON HIGHLIGHTS: (12/24 at SEA)**...Recorded his ninth-straight 100-yard rushing performance, the longest streak of his career, when he rushed for 123 yards on 22 carries. **(12/17 vs. KC)**...Named AFC Offensive Player of the Week for the second-consecutive week after rushing for a season-high 199 yards and two more touchdowns...With two more rushing touchdowns, estab-

lished a new NFL single-season high of 28 rushing touchdowns, again breaking Shaun Alexander's mark set in 2005...The second touchdown came in dramatic fashion on an career-long 85-yard run on the first play of scrimmage...Marked the eighth-straight game in which he recorded at least two rushing touchdowns, finishing with 23 total touchdowns (21 rushing, two receiving) in those eight games. **(12/10 vs. DEN)**...Was again named the AFC Offensive Player of the Week after a rushing performance that saw him gain 103 yards and three touchdowns...The third touchdown, which came on a seven-yard run following a LB Shawne Merriman strip-sack, was his 29th score of the season, breaking Alexander's mark of 28 touchdowns in 2005. **(11/26 vs. OAK)**...Recorded another two rushing touchdowns and threw for one more...Tied the game in the fourth quarter with a 19-yard pass to TE Antonio Gates and gave SD the lead late with a 10-yard run. **(11/19 at DEN)**...Garnered AFC Offensive Player of the Week for the second time that season as he scored four touchdowns for the second-consecutive week...Recorded three rushing touchdowns and scored on 51-yard reception from Rivers. **(11/12 at CIN)**...Scored four rushing touchdowns for the second time in the season to match his career-high...Amassed 158 total yards, 104 on the ground and 54 on his six receptions...Scored two of his four touchdowns in the fourth quarter to put SD ahead to stay. **(11/5 vs. CLV)**...Earned AFC Offensive Player of the Week recognition for his efforts that produced 172 yards rushing and three touchdowns, the first a 41-yard run on the drive's first play that gave SD a lead they wouldn't relinquish. **(10/29 vs. SL)**...Recorded a season-high 240 total yards, 183 rushing and 57 receiving...Added three total touchdowns, two first-quarter rushing touchdowns and one fourth-quarter receiving touchdown to put the cap on the 14-point win. **(10/22 at KC)**...Scored twice in the fourth quarter to tie the game, first on a 37-yard pass from Rivers and again on a one-yard touchdown pass to TE Brandon Manumaleuna. **(10/15 at SF)**...Registered his first-career game with four rushing touchdowns as he scored twice from one-yard out and twice from five yards out in a 29-point victory.

**2005 (SD)** Earned a return trip to the Pro Bowl for a season that saw him collect 1,462 yards and 18 touchdowns on the ground and 51 receptions, 370 yards and two touchdowns through the air...Started all 16 games after missing his first-career game the year before...Added a career-high with three passing touchdowns as he was 3-of-4 passing for 47 yards and a quarterback rating of 153.1...Two-time AFC Offensive Player of the Week winner...Matched an NFL record by scoring rushing touchdowns in 18 consecutive games to tie RB Lenny Moore's 40-year-old mark set in 1965...Named to NFL.com's All-Interview team. **SEASON HIGHLIGHTS: (11/27 at WAS)**...Posted his fifth-career game with three rushing touchdowns, scoring from 32 yards out to tie the game late in the fourth and again on the second play of overtime to give SD the win...Rushed for 184 yards on 25 carries. **(11/6 at NYJ)**...Rushed for 107 yards and three touchdowns and added three receptions for 46 yards and a touchdown marking his fourth-career game with three rushing touchdowns and the first time in his career he recorded a four-touchdown performance. **(10/30 vs. KC)**...Found WR Eric Parker with a 17-yard pass to mark his fifth-career passing touchdown...The score was also his third passing touchdown of the season, establishing a career-high. **(10/23 at PHI)**...Saw his worst game as a pro when he was held to just seven yards on 17 carries...Failed to score a rushing touchdown for the first time in 18 games, the longest streak of his career, dating back to Week Four of the previous season...Those 18-straight games with a rushing touchdown matched an NFL record

set from 1963-65 by Moore. **(10/16 at OAK)**...Earned AFC Offensive Player of the Week honors for the second time that season after he caught, ran and threw for a touchdown in the same game for the first time in his career...Scored from 35 yards out on a Drew Brees pass, ran from seven yards out and connected with TE Justin Peelle for four yards. **(9/25 vs. NYG)**...Posted his third-career game with three rushing touchdowns as he ran 21 times for a season-high 192 yards earning him AFC Offensive Player of the Week recognition...Added another touchdown on a 26-yard pass to WR Keenan McCardell, his second-career passing touchdown.

**2004 (SD)** Started the season's first 15 games before missing his first-career game after a string of 63 consecutive starts as he rested for the postseason in the season finale...Ran 339 times for 1,335 yards and 17 touchdowns and added 441 yards and one touchdown on his 53 receptions...Finished the regular season scoring touchdowns in the final 12 games in which he was active...Returned to the Pro Bowl after one season as a first-alternate and garnered his first *Associated Press* first-team All-Pro honor. **POSTSEASON: (Wild Card: 1/8 vs. NYJ)**...Made his postseason debut rushing for 80 yards on 26 carries in the loss...Added another 53 yards on nine receptions. **SEASON HIGHLIGHTS: (1/2 vs. KC)**...Missed his first-career game after 63 consecutive starts to begin his career as he was resting for the postseason. **(12/26 at IND)**...Collected a season-high 95 yards receiving, 74 of which came on the longest touchdown reception of his career, a first-quarter reception from Brees...Added a 16-yard rushing touchdown. **(12/19 at CLV)**...Scored on a pair of one-yard touchdown runs as SD clinched the division and returned to the postseason for the first time since 1995...Finished the game with 26 carries for 111 yards and two touchdowns. **(11/21 at OAK)**...Registered a season-high 164 yards rushing and a touchdown on a season-high 37 carries.

**2003 (SD)** Went over 1,600 yards for the second-straight season as he gained 1,645 yards and 13 touchdowns on 313 carries, with his 5.3 yards per-carry average a career-high...Also set career-highs with 100 receptions, 725 receiving yards and four receiving touchdowns...Started all 16 games and set a career mark by combining for 2,370 all-purpose yards, the second time in his career he surpassed the 2,000-yard plateau...Became one of just 10 running backs in NFL history to record at least two games of 140-or-more receiving yards...Attempted and completed his first-career pass, a 21-yard touchdown to Brees...Selected as a first-alternate to the Pro Bowl and was named *Associated Press* second-team All-Pro for the second-straight season. **SEASON HIGHLIGHTS: (12/28 vs. OAK)**...Two weeks after back-to-back 140-plus yard receiving games, set a career-high with 243 rushing yards on 31 carries...Scored on a pair of two-yard touchdown runs, the first to open the scoring in the first quarter and the second to cap it, putting SD ahead in the fourth. **(12/14 vs. GB)**...For the second-straight week, amassed over 140 receiving yards when he pulled in 11 passes for 144 yards and two touchdowns...Became the first running back since Herschel Walker in 1986 to record two games of at least 140 receiving yards in the same season...Scored twice in the fourth quarter, first on a seven-yard Brees touchdown pass and again on a 68-yard Brees throw. **(12/7 at DET)**...Accounted for the only SD points on a pair of touchdown receptions from QB Doug Flutie...Scored on a 16-yard Flutie pass in the first quarter and added a 73-yard touchdown reception in the second...Caught nine passes total for a career-high 148 receiving yards and two touchdowns. **(11/9**

**vs. MIN**)...Scored a pair of touchdowns, the first a 73-yard score in the first quarter and the second a one-yard plunge in the third... Amassed 162 yards on just 16 carries posting the best rushing average (10.1 yards per carry) of his career. **(10/19 at CLV)**...Recorded his third-career 200-yard performance and his third-career AFC Offensive Player of the Week award when he gained 200 yards and a touchdown on 26 carries...The touchdown came on a 70-yard run in the third quarter. **(9/28 at OAK)**...Rushed 28 times and gained 187 yards and one touchdown...Recorded the first SD score when he completed his first-career pass for a 21-yard touchdown to Brees on a third-and-six...Later added a 55-yard touchdown run in the second quarter. **(9/22 at ARZ)**...Posted his second-career multi-touchdown game scoring twice on runs of two and four yards in the second quarter.

**2002 (SD)** Started all 16 games en route to collecting 1,683 yards and 14 touchdowns on 372 carries and 489 yards and his first-career receiving score on 79 receptions...His 2,172 yards of total offense marked the first time he surpassed 2,000 total yards in his career... Earned Pro Bowl recognition and was named *Associated Press* second-team All-Pro. **SEASON HIGHLIGHTS: (12/1 vs. DEN)**... Racked up his second-career 200-yard performance when he rushed for a season-high 220 yards and three touchdowns...Named AFC Offensive Player of the Week for the second time...Marked the first time in his career he had a game with at least three touchdowns... Added another 57 yards on 11 receptions...Those 271 yards on 48 touches both represented a career-high. **(10/20 at OAK)**...Ran a career-high 39 times for 153 yards and a touchdown...Caught a four-yard pass from Brees for his first-career receiving touchdown...Ended the game with a 19-yard touchdown run in overtime. **(9/29 vs. NE)**... Earned AFC Offensive Co-Player of the Week recognition after posting his first-career 200-yard game after rushing for 217 yards on 27 carries...Scored twice, once from 37 yards out to tie the game at 14-14 and again from 58 yards out to put SD ahead to stay in the fourth quarter. **(9/22 at ARZ)**...Posted his second-career multi-touchdown game, and first since the first game of his career, vs. WAS, 09/09/01, when he scored twice on runs of two and four yards in the second quarter.

**2001 (SD)** Started all 16 games in his rookie season racking up 1,236 yards and 10 touchdowns on his 339 carries...Added 59 receptions for 367 yards, including a career-high 13 catches vs. ARZ, 11/25/01... Earned Rookie of the Month honors for September before finishing second for the *Associated Press* Offensive Rookie of the Year award (RB Anthony Thomas, CHI) **SEASON HIGHLIGHTS: (12/23 at KC)**... Posted a season-high 145 yards and 27 carries. **(11/25 at ARZ)**...Recorded a career- and SD franchise-best 13 receptions for 72 yards. **(9/9 vs. WAS)**...Gained 113 yards and two touchdowns on 36 carries in his NFL debut...His first NFL carry gained one yard and his first NFL touchdown came on a three-yard run up the middle.

becoming third player to lead the nation in rushing back-to-back years.

- His 2,158 yards as senior were fourth-best in NCAA history.
- Set an NCAA single-game record rushing for 406 yards vs. UTEP as junior.
- Owns a school-record 54 TDs, the eighth most in NCAA history and has school records for 100-yard games (21), all purpose yards (6,337) and longest run (89t).
- Received the Doak Walker Award in 2000 and was a consensus All-America as senior and *Associated Press* second-team as junior.
- Was a two-time WAC Offensive Player of the Year and three-time all-conference selection in addition to being named WAC Player of Week 11 times.
- Was named second-team all-state, district MVP and offensive Player of the Year as senior in high school.

## NY

## OFF THE FIELD

- Joined childhood idol, Walter Payton, as the only players to be named MVP of league on the field and Man of the Year off it in the same season when he accomplished the feat in 2006.
- Together with wife LaTorsha, the two oversee the Tomlinson Touching Lives Foundation. The foundation hosts events throughout the year, including youth football camps in San Diego and Texas, a golf tournament, a fishing trip for kids from The Monarch School for homeless and at-risk teens, a Thanksgiving program in which they provide more than 2,100 families with complete holiday dinners and a Christmas program in which they give away more than 1,500 holiday gifts to the patients at San Diego's Children's Hospital and Health Center.
- Another important branch of the Touching Lives Foundation is the "School is Cool Scholarship Fund," which awards 30 annual scholarships to college-bound students based on academics, community involvement and volunteerism. Of the 30 students selected by Tomlinson each year, 15 are selected from San Diego and 15 are chosen from LT's alma mater, University High School in Waco, TX. Proceeds from his annual golf tournament help support the scholarship fund.
- In 2009, Tomlinson and Arizona Cardinals quarterback Kurt Warner were selected as Most Caring Athletes by *USA Weekend Magazine*.

## NY

## BEFORE THE NFL

- At TCU, became the second player in college football history to rush for 2,000 yards in season and 5,000 in career.
- Became the ninth player in NCAA history to rush for more than 5,000 yards, finishing his career sixth in I-A history with 5,263 rushing yards.
- Combined for 4,008 yards and led nation as junior and senior,

## LaDainian Tomlinson's Career Statistics

Year	Team	P	S	Rushing					Receiving				
				Rush	Yds	Avg	Lg	TD	Rec	Yds	Avg	Lg	TD
2001	SD	16	16	339	1,236	3.7	54	10	59	367.0	6.2	27	0
2002	SD	16	16	372	1,683	4.5	76	14	79	489	6.2	30	1
2003	SD	16	16	313	1,645	5.3	73t	13	100	725	7.3	73t	4
2004	SD	15	15	339	1,335	3.9	42	17	53	441	8.3	74t	1
2005	SD	16	16	339	1,462	4.3	62	18	51	370	7.3	41	2
2006	SD	16	16	348	1,815	5.2	85t	28	56	508	9.1	26	3
2007	SD	16	16	315	1,474	4.7	49	15	60	475	7.9	36	3
2008	SD	16	16	292	1,110	3.8	45	11	52	426	8.2	32	1
2009	SD	14	14	223	730	3.3	36	12	20	154	7.7	36	0
2010	Jets	15	13	219	914	4.2	31	6	52	368	7.1	21	0
<b>Career Totals</b>		<b>156</b>	<b>154</b>	<b>3,099</b>	<b>13,404</b>	<b>4.3</b>	<b>85t</b>	<b>144</b>	<b>582</b>	<b>4,323</b>	<b>7.4</b>	<b>74t</b>	<b>15</b>

## Additional Statistics

**Fumbles Lost:** 12 (Career): 2 (2009); 1 (2006); 1 (2005); 2 (2004); 1 (2002); 5 (2001)

**Passing:** 8-12, 143 yards, 7 TD, 146.9 rating (Career): 0-1, 0 yards, 39.6 rating (2009); 1-1, 17 yards, 1 TD, 158.3 rating (2007); 2-3, 20 yards, 2 TD 125 rating (2006); 3-4, 47 yards, 3 TD, 153.1 rating (2005); 1-2, 38 yards, 95.8 rating (2004); 1-1, 21 yards, 1 TD, 158.3 rating (2003)

## Career Bests

**Rushing Attempts:** 39 (10/20/02 at OAK)

**Rushing Yards:** 243 (12/28/03 vs. OAK)

**Rushing Touchdowns:** 4 (three times, last: 10/14/07 vs. OAK)

**Receiving Yards:** 148 (12/7/03 at DET)

**Receiving Touchdowns:** 2 (twice, last: 12/14/03 vs. GB)

**Longest Rushing Touchdown:** 85 (12/17/06 vs. KC)

**Longest Rush:** 85 (12/17/06 vs. KC)

**Receptions:** 13 (11/25/01 vs. ARZ)

**Longest Reception:** 74 (12/26/04 at IND)

**Longest Receiving Touchdown:** 74 (12/26/04 at IND)

**Longest Pass:** 38 (9/26/04 at DEN)

**Longest Passing Touchdown:** 26 (9/25/05 vs. NYG)

## Career Postseason

Year	Team	P	S	Rushing					Receiving				
				Rush	Yds	Avg	Lg	TD	Rec	Yds	Avg	Lg	TD
2004	SD	1	1	26	80	3.1	12	0	9	53	6	10	0
2006	SD	1	1	23	123	5.3	15	2	2	64	32	58	0
2007	SD	3	3	30	75	2.5	12	1	5	40	8	20	0
2008	SD	1	1	5	25	5.0	13	1	0	0	0	0	0
2009	SD	1	1	12	24	2.0	5	0	3	0	0	3	0
2010	Jets	3	3	35	141	4.0	23	2	6	19	3	13	1
<b>Totals</b>		<b>10</b>	<b>10</b>	<b>131</b>	<b>468</b>	<b>3.6</b>	<b>23</b>	<b>6</b>	<b>25</b>	<b>176</b>	<b>7.0</b>	<b>58</b>	<b>1</b>

## Career Bests

**Rushing Attempts:** 26 (1/8/05 vs. Jets)

**Rushing Yards:** 123 (1/14/07 vs. NE)

**Rushing Touchdowns:** 2 (twice, last 1/8/11 at IND)

**Receiving Yards:** 64 (1/14/07 vs. NE)

**Longest Rushing Touchdown:** 3 (twice, last 1/3/09 vs. IND)

**Longest Rush:** 23 (1/8/11 at IND)

**Receptions:** 9 (1/8/05 vs. Jets)

**Longest Reception:** 58 (1/14/07 vs. NE)

## NFL All-Time Rushing List

Player	Season	G	Att	Yds	Avg	Yds/G	Trail By
Emmitt Smith	1990-2004(15)	226	4409	18355	4.16	81.2	4951
Walter Payton	1975-1987(13)	190	3838	16726	4.36	88.0	3322
Barry Sanders	1989-1998(10)	153	3062	15269	4.99	99.8	1865
Curtis Martin	1995-2005(11)	168	3518	14101	4.01	83.9	697
Jerome Bettis	1993-2005(13)	192	3479	13662	3.93	71.2	258
LaDainian Tomlinson	2001-2010(10)	156	3099	13404	4.33	85.9	
Eric Dickerson	1983-1993(11)	146	2996	13259	4.43	90.8	
Tony Dorsett	1977-1988(12)	173	2936	12739	4.34	73.6	
Jim Brown	1957-1965(9)	118	2359	12312	5.22	104.3	
Marshall Faulk	1994-2005(12)	176	2836	12279	4.33	69.8	

## NFL All-Time Rushing Touchdown List

Player	Season	G	Att	Avg	TD	Trail By
Emmitt Smith	1990-2004(15)	226	4409	4.2	164	20
LaDainian Tomlinson	2001-2010(10)	156	3099	4.3	144	
Marcus Allen	1982-1997(16)	222	3022	4.1	123	
Walter Payton	1975-1987(13)	190	3838	4.4	110	
Jim Brown	1957-1965(9)	118	2359	5.2	106	
John Riggins	1971-1985(14)	175	2916	3.9	104	
Shaun Alexander	2000-2008(9)	123	2187	4.3	100	
Marshall Faulk	1994-2005(12)	176	2836	4.3	100	
Barry Sanders	1989-1998(10)	153	3062	5	99	
Jerome Bettis	1993-2005(13)	192	3479	3.9	91	
Franco Harris	1972-1984(13)	173	2949	4.1	91	

## 2010 New York Jets

Date	Opp	P	S	Rushing					Receiving				
				Rush	Yds	Avg	Lg	TD	Rec	Yds	Avg	Lg	TD
9/13	BLT	1	0	11	62	5.6	8	0	2	16	8.0	9	0
9/19	NE	1	0	11	76	6.9	31	0	4	26	6.5	9	0
9/26	at MIA	1	1	15	70	4.7	21	1	3	18	6.0	9	0
10/3	at BUF	1	1	19	133	7.0	26t	2	3	22	7.3	10	0
10/11	MIN	1	1	20	94	4.7	17	0	5	13	2.6	10	0
10/17	at DEN	1	1	16	55	3.4	20	2	2	12	6.0	8	0
10/31	GB	1	1	16	54	3.4	8	0	5	37	7.4	12	0
11/7	at DET	1	1	15	55	3.7	10	0	6	47	7.8	14	0
11/14	at CLV	1	1	18	57	3.2	10	0	6	53	8.8	9	0
11/21	HST	1	1	12	36	3.0	8	0	7	71	10.1	21	0
11/25	CIN	1	1	13	49	3.8	9	0	2	14	7.0	9	0
12/4	at NE	1	1	10	47	4.7	14	0	2	14	7.0	8	0
12/12	MIA	1	1	19	49	2.6	8	0	2	5	2.5	6	0
12/19	at PIT	1	1	11	49	4.5	11	0	1	6	6.0	6	0
12/26	at CHI	1	1	13	28	2.2	8	1	2	14	7.0	7	0
1/2	BUF			INACTIVE									
<b>2010 Totals</b>		<b>15</b>	<b>13</b>	<b>219</b>	<b>914</b>	<b>4.2</b>	<b>31</b>	<b>6</b>	<b>52</b>	<b>368</b>	<b>7.1</b>	<b>21</b>	<b>0</b>

## 2010 Postseason

Date	Opp	P	S	Rushing					Receiving				
				Rush	Yds	Avg	Lg	TD	Rec	Yds	Avg	Lg	TD
1/8	at IND	1	1	16	82	5.1	23	2	4	17	4.3	13	0
1/16	at NE	1	1	10	43	4.3	16	0	2	2	1.0	7	1
1/23	at PIT	1	1	9	16	1.8	8	0	-	-	-	-	-
<b>Totals</b>		<b>3</b>	<b>3</b>	<b>35</b>	<b>141</b>	<b>4.0</b>	<b>23</b>	<b>2</b>	<b>6</b>	<b>19</b>	<b>3.2</b>	<b>13</b>	<b>1</b>

## NFL All-Time Yards from Scrimmage List

Player	Season	G	Rush Yds	Rec Yds	Tot Yds	Tot Yds/Gm	Trail By
Jerry Rice	1985-2004(20)	303	645	22895	23540	77.7	5813
Emmitt Smith	1990-2004(15)	226	18355	3224	21579	95.5	3852
Walter Payton	1975-1987(13)	190	16726	4538	21264	111.9	3537
Marshall Faulk	1994-2005(12)	176	12279	6875	19154	108.8	1427
Barry Sanders	1989-1998(10)	153	15269	2921	18190	118.9	463
LaDainian Tomlinson	2001-2010(10)	156	13404	4323	17727	113.6	
Marcus Allen	1982-1997(16)	222	12243	5411	17654	79.5	
Curtis Martin	1995-2005(11)	168	14101	3329	17430	103.8	
Thurman Thomas	1988-2000(13)	182	12074	4458	16532	90.8	
Tony Dorsett	1977-1988(12)	173	12739	3554	16293	94.2	

## 2009 San Diego Chargers

Date	Opp	GP	GS	Rushing					Receiving				
				Rush	Yds	Avg	Lg	TD	Rec	Yds	Avg	Lg	TD
9/14	at OAK	1	1	13	55	4.2	13	1	1	1	1.0	1	0
9/20	BLT								INACTIVE				
9/27	MIA								INACTIVE				
10/4	at PIT	1	1	7	15	2.1	5	0	1				0
10/19	DEN	1	1	18	70	3.9	17	0	3	30	10.0	25	0
10/25	at KC	1	1	23	71	3.1	36	0	2	2	1.0	1	0
11/1	OAK	1	1	18	56	3.1	13	2	-	-	-	-	-
11/8	at NYG	1	1	12	22	1.8	5	0	2	8	4.0	8	0
11/15	PHI	1	1	24	96	4.0	20t	2	-	-	-	-	-
11/22	at DEN	1	1	20	73	3.7	21	1	-	-	-	-	-
11/29	KC	1	1	13	39	3.0	8	2	1	5	5.0	5	0
12/6	at CLV	1	1	20	64	3.2	11	1	1	21	21.0	21	0
12/13	at DAL	1	1	21	50	2.4	11	1	1	9	9.0	9	0
12/20	CIN	1	1	16	59	3.7	13	0	4	58	14.5	36	0
12/25	at TEN	1	1	16	59	3.7	9	2	2	4	2.0	2	0
1/3	WAS	1	1	2	1	0.5	1	0	2	17	8.5	15	0
<b>2009 Totals</b>		<b>14</b>	<b>14</b>	<b>223</b>	<b>730</b>	<b>3.3</b>	<b>36</b>	<b>12</b>	<b>20</b>	<b>154</b>	<b>7.7</b>	<b>36</b>	<b>0</b>

## 2009 Postseason

Date	Opp	GP	GS	Rushing					Receiving				
				Rush	Yds	Avg	Lg	TD	Rec	Yds	Avg	Lg	TD
1/17	NYJ	1	1	12	24	2.0	5	0	3	0	0.0	3	0
<b>Totals</b>		<b>1</b>	<b>1</b>	<b>12</b>	<b>24</b>	<b>2.0</b>	<b>5</b>	<b>0</b>	<b>3</b>	<b>0</b>	<b>0.0</b>	<b>3</b>	<b>0</b>

## NFL All-Time Touchdowns List

Player	Season	G	Rush TD	Rec TD	Tot TD	Trail By
Jerry Rice	1985-2004(20)	303	10	197	207	48
Emmitt Smith	1990-2004(15)	226	164	11	175	16
LaDainian Tomlinson	2001-2010(10)	156	144	15	159	
Terrell Owens	1996-2010(15)	219	3	153	156	
Randy Moss	1998-2010(13)	202	0	153	154	
Marcus Allen	1982-1997(16)	222	123	21	144	
Marshall Faulk	1994-2005(12)	176	100	36	136	
Cris Carter	1987-2002(16)	234	0	130	130	
Marvin Harrison	1996-2008(13)	190	0	128	128	
Jim Brown	1957-1965(9)	118	106	20	126	

## 2008 San Diego Chargers

Date	Opp	P	S	Rushing					Receiving				
				Rush	Yds	Avg	Lg	TD	Rec	Yds	Avg	Lg	TD
9/7	CAR	1	1	21	97	4.6	14	0	3	15	5.0	9	0
9/14	at DEN	1	1	10	26	2.6	6	0	2	14	7.0	16	0
9/22	NYJ	1	1	26	67	2.6	5	2	3	20	6.7	9	0
9/28	at OAK	1	1	20	106	5.3	41t	2	2	9	4.5	6	0
10/5	at MIA	1	1	12	35	2.9	11	0	5	22	4.4	11	0
10/12	NE	1	1	20	74	3.7	27	0	3	44	14.7	28	0
10/19	at BUF	1	1	14	41	2.9	9	0	6	26	4.3	9	0
10/26	at NO	1	1	19	105	5.5	40	0	5	65	13.0	32	1
11/9	KC	1	1	22	78	3.5	17	0	4	39	9.8	11	0
11/16	at PIT	1	1	18	57	3.2	12	1	3	45	15.0	26	0
11/23	IND	1	1	21	84	4.0	20	0	3	30	10.0	15	0
11/30	ATL	1	1	14	24	1.7	6	1	5	42	8.4	15	0
12/4	OAK	1	1	25	91	3.6	9	1	-	-	-	-	-
12/14	at KC	1	1	15	39	2.6	7	1	6	35	5.8	9	0
12/21	at TB	1	1	21	90	4.3	13	0	2	20	10.0	22	0
12/28	DEN	1	1	14	96	6.9	45	3	-	-	-	-	-
<b>2008 Totals</b>		<b>16</b>	<b>16</b>	<b>292</b>	<b>1110</b>	<b>3.8</b>	<b>45</b>	<b>11</b>	<b>52</b>	<b>426</b>	<b>8.2</b>	<b>32</b>	<b>1</b>

## 2008 Postseason

Date	Opp	P	S	Rushing					Receiving				
				Rush	Yds	Avg	Lg	TD	Rec	Yds	Avg	Lg	TD
1/3	IND	1	1	5	25	5.0	13	1	-	-	-	-	-
1/11	at PIT			INACTIVE									
<b>Totals</b>		<b>1</b>	<b>1</b>	<b>5</b>	<b>25</b>	<b>5.0</b>	<b>13</b>	<b>1</b>	<b>0</b>	<b>0</b>	<b>0</b>	<b>0</b>	<b>0</b>

## NFL All-Time Points per Game Leaders (minimum 100 games played since 1978)

Player	G	TD	2pt	Pts	Pts/G
LaDainian Tomlinson	156	159	0	954	6.12
Shaun Alexander	123	112	0	672	5.46
Priest Holmes	113	94	1	566	5.01
Marshall Faulk	176	136	7	830	4.72
Emmitt Smith	226	175	1	1052	4.65
Randy Moss	202	154	4	932	4.61
Terrell Owens	219	156	3	942	4.30
Clinton Portis	113	80	2	484	4.28
Barry Sanders	153	109	0	654	4.27
Jerry Rice	303	208	4	1256	4.15

## 2007 San Diego Chargers

Date	Opp	GP	GS	Rushing					Receiving				
				Rush	Yds	Avg	Lg	TD	Rec	Yds	Avg	Lg	TD
9/9	CHI	1	1	17	25	1.5	10	1	7	51	7.3	20	0
9/16	at NE	1	1	18	43	2.4	11	0	4	15	3.8	6	0
9/23	at GB	1	1	22	62	2.8	11	0	3	33	11.0	21t	1
9/30	KC	1	1	20	132	6.6	37	1	5	22	4.4	10	0
10/7	at DEN	1	1	21	67	3.2	11	0	3	73	24.3	36	0
10/14	OAK	1	1	24	198	8.3	41t	4	3	16	5.3	12	0
10/28	HST	1	1	17	90	5.3	20	0	1	1	1.0	1	0
11/4	at MIN	1	1	16	40	2.5	11	1	6	37	6.2	10	0
11/11	IND	1	1	21	76	3.6	16	1	4	21	5.3	12	0
11/18	at JAX	1	1	16	62	3.9	19	1	5	93	18.6	35	0
11/25	BLT	1	1	24	77	3.2	36	0	6	45	7.5	15	0
12/2	at KC	1	1	23	177	7.7	34	2	3	20	6.7	15	0
12/9	at TEN	1	1	26	146	5.6	32	1	5	27	5.4	9	1
12/16	DET	1	1	15	116	7.7	49	2	2	7	3.5	7	0
12/24	DEN	1	1	19	107	5.6	17t	1	2	7	3.5	5	0
12/30	at OAK	1	1	16	56	3.5	12	0	1	7	7.0	7	1
<b>2007 Totals</b>		<b>16</b>	<b>16</b>	<b>315</b>	<b>1,474</b>	<b>4.7</b>	<b>49</b>	<b>15</b>	<b>60</b>	<b>475</b>	<b>7.9</b>	<b>36</b>	<b>3</b>

## 2007 Postseason

Date	Opp	GP	GS	Rushing					Receiving				
				Rush	Yds	Avg	Lg	TD	Rec	Yds	Avg	Lg	TD
1/6	TEN	1	1	21	42	2.0	12	1	3	19	6.3	9	0
1/13	at IND	1	1	7	28	4.0	8	0	1	20	20.0	20	0
1/20	at NE	1	1	2	5	2.5	3	0	1	1	1.0	1	0
<b>Totals</b>		<b>3</b>	<b>3</b>	<b>30</b>	<b>75</b>	<b>2.5</b>	<b>12</b>	<b>1</b>	<b>5</b>	<b>40</b>	<b>8.0</b>	<b>20</b>	<b>0</b>

## 2006 San Diego Chargers

Date	Opp	GP	GS	Rushing					Receiving				
				Rush	Yds	Avg	Lg	TD	Rec	Yds	Avg	Lg	TD
9/11	at OAK	1	1	31	131	4.2	58	1	3	18	6.0	10	0
9/17	TEN	1	1	19	71	3.7	15	2	7	51	7.3	14	0
10/1	at BLT	1	1	26	98	3.8	29	0	1	7	7.0	7	0
10/8	PIT	1	1	13	36	2.8	12	0	8	34	4.3	19	0
10/15	at SF	1	1	21	71	3.4	9	4	7	64	9.1	16	0
10/22	at KC	1	1	15	66	4.4	19	0	6	72	12.0	37t	1
10/29	SL	1	1	25	183	7.3	51	2	3	57	19.0	26	1
11/5	CLV	1	1	18	172	9.6	41t	3	3	20	6.7	7	0
11/12	at CIN	1	1	22	104	4.7	17	4	6	54	9.0	19	0
11/19	at DEN	1	1	20	105	5.3	24	3	3	74	24.7	51t	1
11/26	OAK	1	1	19	109	5.7	44	2	1	5	5.0	5	0
12/3	at BUF	1	1	28	178	6.4	51t	2	3	14	4.7	7	0
12/10	DEN	1	1	28	103	3.7	17	3	1	9	9.0	9	0
12/17	KC	1	1	25	199	8.0	85t	2	1	5	5.0	5	0
12/24	at SEA	1	1	22	123	5.6	62	0	1	10	10.0	10	0
12/31	ARZ	1	1	16	66	4.1	11	0	2	14	7.0	12	0
<b>2006 Totals</b>		<b>16</b>	<b>16</b>	<b>348</b>	<b>1,815</b>	<b>5.2</b>	<b>62</b>	<b>28</b>	<b>56</b>	<b>508</b>	<b>9.1</b>	<b>26</b>	<b>3</b>

## 2006 Postseason

Date	Opp	GP	GS	Rushing					Receiving				
				Rush	Yds	Avg	Lg	TD	Rec	Yds	Avg	Lg	TD
1/14	NE	1	1	23	123	5.3	15	2	2	64	32	58	0
<b>Totals</b>		<b>1</b>	<b>1</b>	<b>23</b>	<b>123</b>	<b>5.3</b>	<b>15</b>	<b>2</b>	<b>2</b>	<b>64</b>	<b>32</b>	<b>58</b>	<b>0</b>

## LaDainian Tomlinson's Career Pass Attempts

Date	Opp	W/L	Att	Cmp	Pct	Yds	TD	Int	Sk	Rate
09/28/03	at OAK	L	1	1	100.0%	21	1	0	0	158.3
09/26/04	at DEN	L	1	1	100.0%	38	0	0	0	118.8
10/10/04	JAX	W	0	0	-	0	0	0	1	-
11/21/04	at OAK	W	1	0	0.0%	0	0	0	0	39.6
09/25/05	NYG	W	1	1	100.0%	26	1	0	0	158.3
10/16/05	at OAK	W	1	1	100.0%	4	1	0	0	122.9
10/30/05	KC	W	1	1	100.0%	17	1	0	0	158.3
11/27/05	at WAS	W	1	0	0.0%	0	0	0	0	39.6
09/17/06	TEN	W	1	0	0.0%	0	0	0	0	39.6
10/22/06	at KC	L	1	1	100.0%	1	1	0	0	118.8
11/26/06	OAK	W	1	1	100.0%	19	1	0	0	158.3
09/09/07	CHI	W	1	1	100.0%	17	1	0	0	158.3
12/25/09	at TEN	W	1	0	0.0%	0	0	0	0	39.6
<b>Totals</b>		<b>(10-3)</b>	<b>12</b>	<b>8</b>	<b>66.7%</b>	<b>143</b>	<b>7</b>	<b>0</b>	<b>1</b>	<b>146.9</b>

## 2004 San Diego Chargers

Date	Opp	P	S	Rushing					Receiving				
				Rush	Yds	Avg	Lg	TD	Rec	Yds	Avg	Lg	TD
9/12	at HST	1	1	26	121	4.7	32	1	3	-4	-1.3	0	0
9/19	NYJ	1	1	19	87	4.6	19	1	3	76	25.3	59	0
9/26	at DEN	1	1	22	60	2.7	16	0	3	10	3.3	7	0
10/3	TEN	1	1	17	147	8.6	42	1	2	13	6.5	7	0
10/10	JAX	1	1	19	56	2.9	22	1	4	78	19.5	54	0
10/17	at ATL	1	1	23	64	2.8	10	1	4	16	4.0	8	0
10/24	at CAR	1	1	17	47	2.8	16	1	3	13	4.3	7	0
10/31	OAK	1	1	19	71	3.7	15	1	1	7	7.0	7	0
11/7	NO	1	1	17	36	2.1	8	1	4	40	10.0	13	0
11/21	at OAK	1	1	37	164	4.4	16	1	1	9	9.0	9	0
11/28	at KC	1	1	21	46	2.2	14	2	10	57	5.7	10	0
12/5	DEN	1	1	30	113	3.8	15	2	5	17	3.4	7	0
12/12	TB	1	1	25	131	5.2	35	1	4	19	4.8	10	0
12/19	at CLV	1	1	26	111	4.3	20	2	1	-5	-5.0	-5	0
12/26	at IND	1	1	21	81	3.9	16t	1	5	95	19.0	74t	1
1/2	KC			INACTIVE									
<b>2004 Totals</b>		<b>15</b>	<b>15</b>	<b>339</b>	<b>1,335</b>	<b>3.9</b>	<b>42</b>	<b>17</b>	<b>53</b>	<b>441</b>	<b>8.3</b>	<b>74t</b>	<b>1</b>

## 2004 Postseason

Date	Opp	P	S	Rushing					Receiving				
				Rush	Yds	Avg	Lg	TD	Rec	Yds	Avg	Lg	TD
1/8	NYJ	1	1	26	80	3.1	12	0	9	53	5.9	10	0
<b>Totals</b>		<b>1</b>	<b>1</b>	<b>26</b>	<b>80</b>	<b>3.1</b>	<b>12</b>	<b>0</b>	<b>9</b>	<b>53</b>	<b>5.9</b>	<b>10</b>	<b>0</b>

## 2003 San Diego Chargers

Date	Opp	P	S	Rushing					Receiving				
				Rush	Yds	Avg	Lg	TD	Rec	Yds	Avg	Lg	TD
9/7	at KC	1	1	13	34	2.6	8	0	5	27	5.4	10	0
9/14	DEN	1	1	16	93	5.8	23	0	5	27	5.4	11	0
9/21	BLT	1	1	23	105	4.6	17	1	8	51	6.4	14	0
9/28	at OAK	1	1	28	187	6.7	55t	1	7	24	3.4	10	0
10/5	at JAX	1	1	10	38	3.8	12	0	4	30	7.5	20	0
10/19	at CLV	1	1	26	200	7.7	70t	1	3	21	7.0	11	0
10/27	MIA	1	1	24	62	2.6	8	1	11	80	7.3	18	0
11/2	at CHI	1	1	16	61	3.8	14	1	4	21	5.3	10	0
11/9	MIN	1	1	16	162	10.1	73t	2	6	45	7.5	23	0
11/16	at DEN	1	1	8	29	3.6	16	0	4	16	4.0	9	0
11/23	CIN	1	1	16	95	5.9	38	1	4	49	12.3	15	0
11/30	KC	1	1	19	106	5.6	55	1	5	17	3.4	9	0
12/7	at DET	1	1	25	88	3.5	14	0	9	148	16.4	73t	2
12/14	GB	1	1	20	51	2.6	12	0	11	144	13.1	68t	2
12/21	at PIT	1	1	22	91	4.1	20	2	6	8	1.3	10	0
12/28	OAK	1	1	31	243	7.8	35	2	8	17	2.1	8	0
<b>2003 Totals</b>		<b>16</b>	<b>16</b>	<b>313</b>	<b>1,645</b>	<b>5.3</b>	<b>73t</b>	<b>13</b>	<b>100</b>	<b>725</b>	<b>7.3</b>	<b>68t</b>	<b>4</b>

## 2002 San Diego Chargers

Date	Opp	P	S	Rushing					Receiving				
				Rush	Yds	Avg	Lg	TD	Rec	Yds	Avg	Lg	TD
9/8	at CIN	1	1	21	114	5.4	17	1	3	45	15.0	30	0
9/15	HST	1	1	27	84	3.1	10	0	1	6	6.0	6	0
9/22	at ARZ	1	1	26	91	3.5	17	2	5	25	5.0	9	0
9/29	NE	1	1	27	217	8.0	58t	2	4	20	5.0	8	0
10/6	at DEN	1	1	14	48	3.4	17	0	7	49	7.0	10	0
10/13	KC	1	1	20	78	3.9	11	1	9	78	8.7	22	0
10/20	at OAK	1	1	39	153	3.9	19t	1	5	28	5.6	11	1
11/3	NYJ	1	1	12	60	5.0	15	1	2	13	6.5	10	0
11/10	at SL	1	1	24	120	5.0	30	1	3	24	8.0	11	0
11/17	SF	1	1	24	88	3.7	27	0	8	57	7.1	16	0
11/24	at MIA	1	1	14	45	3.2	9	0	2	14	7.0	12	0
12/1	DEN	1	1	37	220	5.9	76	3	11	51	4.6	14	0
12/8	OAK	1	1	18	57	3.2	15	1	4	22	5.5	8	0
12/15	at BUF	1	1	28	110	3.9	31	1	3	13	4.3	7	0
12/22	at KC	1	1	24	131	5.5	34	0	9	26	2.9	13	0
12/29	SEA	1	1	17	67	3.9	21	0	3	18	6.0	12	0
<b>2002 Totals</b>		<b>16</b>	<b>16</b>	<b>372</b>	<b>1,683</b>	<b>4.5</b>	<b>76</b>	<b>14</b>	<b>79</b>	<b>489</b>	<b>6.2</b>	<b>30</b>	<b>1</b>

## 2001 San Diego Chargers

Date	Opp	P	S	Rushing					Receiving				
				Rush	Yds	Avg	Lg	TD	Rec	Yds	Avg	Lg	TD
9/9	WAS	1	1	36	113	3.1	9	2	1	12	12	12	0
9/23	at DAL	1	1	27	90	3.3	16	0	2	27	13.5	27	0
9/30	CIN	1	1	21	107	5.1	23	3	1	15	15	15	0
10/7	at CLV	1	1	19	102	5.4	54	1	2	12	6	6	0
10/14	at NE	1	1	24	74	3.1	14	1	3	13	4.3	7	0
10/21	DEN	1	1	25	58	2.3	20	0	1	11	11	11	0
10/28	BUF	1	1	16	76	4.8	20	0	1	9	9	9	0
11/4	KC	1	1	13	31	2.4	8t	1	2	20	10	14	0
11/11	at DEN	1	1	14	75	5.4	22	0	3	21	7	9	0
11/18	at OAK	1	1	22	68	3.1	10	1	3	14	4.7	7	0
11/25	ARZ	1	1	21	75	3.6	13	0	13	72	5.5	9	0
12/2	at SEA	1	1	24	87	3.6	19	1	4	26	6.5	15	0
12/9	at PHI	1	1	19	51	2.7	13	0	4	13	3.3	9	0
12/15	OAK	1	1	17	46	2.7	9	0	6	23	3.8	7	0
12/23	at KC	1	1	27	145	5.4	34	0	3	11	3.7	6	0
12/30	SEA	1	1	14	38	2.7	9	0	10	68	6.8	13	0
<b>2001 Totals</b>		<b>16</b>	<b>16</b>	<b>339</b>	<b>1,236</b>	<b>3.7</b>	<b>54</b>	<b>10</b>	<b>59</b>	<b>367</b>	<b>6.2</b>	<b>27</b>	<b>0</b>

### LaDainian Tomlinson's Top 10 Games (Receptions)

Date	Opp	W/L	Rec	Yds	Avg	Lg	TD
11/25/01	ARZ	L	13	72	5.5	9	0
12/01/02	DEN	W	11	51	4.6	14	0
10/27/03	MIA	L	11	80	7.3	18	0
12/14/03	GB	L	11	144	13.1	68t	2
12/30/01	SEA	L	10	68	6.8	13	0
11/28/04	at KC	W	10	57	5.7	10	0
10/13/02	KC	W	9	78	8.7	22	0
12/22/02	at KC	L	9	26	2.9	13	0
12/07/03	at DET	W	9	148	16.4	73t	2
01/08/05	NYJ*	L	9	53	5.9	10	0

\*POSTSEASON

### LaDainian Tomlinson's Top 10 Receiving Yardage Games

Date	Opp	W/L	Rec	Yds	Avg	Lg	TD
12/07/03	at DET	W	9	148	16.4	73t	2
12/14/03	GB	L	11	144	13.1	68t	2
12/26/04	at IND	L	5	95	19.0	74t	1
11/18/07	at JAX	L	5	93	18.6	35	0
10/27/03	MIA	L	11	80	7.3	18	0
10/13/02	KC	W	9	78	8.7	22	0
10/10/04	JAX	W	4	78	19.5	54	0
09/19/04	NYJ	L	3	76	25.3	59	0
11/19/06	at DEN	W	3	74	24.7	51t	1
10/07/07	at DEN	W	3	73	24.3	36	0

## LaDainian Tomlinson's Career 100-Yard Rushing Games

Date	Opp	W/L	Att	Yds	Avg	Lg	TD	Date	Opp	W/L	Att	Yds	Avg	Lg	TD
12/28/03	OAK	W	31	243	7.8	35	2	12/12/04	TB	W	25	131	5.2	35	1
12/01/02	DEN	W	37	220	5.9	76	3	09/11/06	at OAK	W	31	131	4.2	58	1
09/29/02	NE	W	27	217	8.0	58t	2	12/24/06	at SEA	W	22	123	5.6	62	0
10/19/03	at CLV	W	26	200	7.7	70t	1	01/14/07	NE*	L	23	123	5.3	15	2
12/17/06	KC	W	25	199	8.0	85t	2	09/12/04	at HST	W	26	121	4.7	32	1
10/14/07	OAK	W	24	198	8.3	41t	4	11/10/02	at SL	L	24	120	5.0	30	1
09/25/05	NYG	W	21	192	9.1	62	3	12/16/07	DET	W	15	116	7.7	49	2
09/28/03	at OAK	L	28	187	6.7	55t	1	09/08/02	at CIN	W	21	114	5.4	17	1
11/27/05	at WAS	W	25	184	7.4	41t	3	09/09/01	WAS	W	36	113	3.1	9	2
10/29/06	SL	W	25	183	7.3	51	2	12/05/04	DEN	W	30	113	3.8	15	2
12/03/06	at BUF	W	28	178	6.4	51t	2	12/19/04	at CLV	W	26	111	4.3	20	2
12/02/07	at KC	W	23	177	7.7	34	2	12/15/02	at BUF	L	28	110	3.9	31	1
11/05/06	CLV	W	18	172	9.6	41t	3	11/26/06	OAK	W	19	109	5.7	44	2
11/21/04	at OAK	W	37	164	4.4	16	1	09/30/01	CIN	W	21	107	5.1	23	3
11/09/03	MIN	W	16	162	10.1	73t	2	11/06/05	at NYJ	W	25	107	4.3	16	3
10/20/02	at OAK	W	39	153	3.9	19t	1	12/24/07	DEN	W	19	107	5.6	17t	1
10/03/04	TEN	W	17	147	8.6	42	1	11/30/03	KC	L	19	106	5.6	55	1
12/09/07	at TEN	W	26	146	5.6	32	1	09/28/08	at OAK	W	20	106	5.3	41t	2
12/23/01	at KC	L	27	145	5.4	34	0	09/21/03	BLT	L	23	105	4.6	17	1
10/16/05	at OAK	W	31	140	4.5	29	1	11/19/06	at DEN	W	20	105	5.3	24	3
10/02/05	at NE	W	25	134	5.4	11	2	10/26/08	at NO	L	19	105	5.5	40	0
10/03/10	at BUF	W	19	133	7.0	26t	2	11/12/06	at CIN	W	22	104	4.7	17	4
09/30/07	KC	L	20	132	6.6	37	1	12/10/06	DEN	W	28	103	3.7	17	3
12/22/02	at KC	L	24	131	5.5	34	0	10/07/01	at CLV	L	19	102	5.4	54	1

**\*POSTSEASON**



# 75

OFFENSIVE LINE

HEIGHT: 6'4"

WEIGHT: 308

AGE: 27 (as of opening weekend)

HOMETOWN: Austin, TX

HIGH SCHOOL: Lake Travis (TX) HS

COLLEGE: New Mexico

HOW ACQUIRED: Undrafted FA (5/16/07)

EXPERIENCE: NFL: 4th • JETS: 5th

## Robert TURNER

NY Jets Media Guide 2011

**NY**

### CAREER HIGHLIGHTS

- Played in 29 regular-season games and six postseason games... Made starts at tight end, at OAK, and fullback, at MIA, in 2009.
- As a member of the kick return team, he has recorded three returns for 26 yards.

**NY**

### CAREER TRANSACTIONS

- 01/26/10, NYJ, Signed, Contract Extension
- 12/19/07, NYJ, Signed from NYJ Practice Squad
- 09/03/07, NYJ, Signed, Practice Squad
- 09/01/07, NYJ, Waived
- 05/16/07, NYJ, Signed, Undrafted FA

**NY**

### SEASON-BY-SEASON REVIEW

**2010 (JETS)** Saw action in all 16 regular-season games and all three postseason games on offense as a tight end and on special teams...Saw extended action for G Matt Slauson (injured) at CLV, 11/15, and for C Nick Mangold (rested) vs. BUF, 01/02/11...Returned a short kickoff 11 yards at CHI, 12/26.

**2009 (JETS)** Played in 13 regular-season games and three postseason games, including the first two starts of his career at tight end at OAK, 10/25, and at fullback at MIA, 10/12...Played mostly on special teams but also lined up as an extra tight end and as a fullback...Returned one kickoff for six yards vs. JAX, 11/15.

**2008 (JETS)** Played in final 10 games, mostly on special teams...Also lined up as an extra tight end on offense...Returned the first kickoff of his career nine yards in the season finale vs. MIA, 12/28.

**2007 (JETS)** Played in final two games of season, making NFL debut at TEN, 12/23, as left guard.

### FIRSTS:

**First Game:** NYJ at TEN, 12/23/07 (L, 6-10)  
**First Start:** NYJ at MIA, 10/12/09 (L, 22-21) – started at Fullback

**NY**

### BEFORE THE NFL

- Started 49 straight games at right guard and right tackle during his four-year career at New Mexico.
- Credited with 23 big effort plays, 10 cut blocks and 16 pins by the Lobos' coaching staff as a senior.
- Three-year starter on the offensive line, two-year starter at defensive tackle and senior captain at Lake Travis HS (TX).

**NY**

### OFF THE FIELD

- Majored in General Studies.
- Lettered in powerlifting and track and field in high school.
- Participated in the Play 60 Draft Week Event in 2008 and 2010.
- Involved in mentoring programs and speaks to classes and teams about drugs, alcohol, education, and fitness.
- Joined New York Jets Owner, Woody Johnson, for the commissioning of the USS New York, which was constructed from steel from the World Trade Center.
- Appeared at PS 46, The Alley Pond School in 2010, to announce the donation of 13 SMART Board interactive whiteboards by Jets and Tequipment as part of the PENCIL Partnership Program.



# 55

LINEBACKER

HEIGHT: 6'3"

WEIGHT: 255

AGE: 26 (as of opening weekend)

HOMETOWN: Brampton, Ontario, Canada

HIGH SCHOOL: Notre Dame Secondary School

COLLEGE: Rutgers

HOW ACQUIRED: Undrafted FA (5/1/09)

EXPERIENCE: NFL: 3rd • JETS: 3rd

# Jamaal WESTERMAN

NY Jets Media Guide 2011

**NY**

## CAREER HIGHLIGHTS

- Has played in 20 career games, collecting eight tackles, one sack and three fumble recoveries on defense and 22 tackles on special teams.

**NY**

## CAREER TRANSACTIONS

- 05/01/09, NYJ, Signed, Undrafted FA

**NY**

## SEASON-BY-SEASON REVIEW

**2010 (JETS)** Saw action in six games during the regular season, collecting three tackles and a fumble recovery on defense and eight tackles on special teams. **POSTSEASON:** Appeared in all three postseason games, logging the first two tackles of his postseason career on defense and two more on special teams. **SEASON HIGHLIGHTS: (1/2 vs. BUF)**...Registered a fumble recovery when he picked up a QB Brian Brohm fumble that was knocked loose after a CB Drew Coleman sack...Posted all three of his defensive tackles for the season, including one of which for a loss.

**2009 (JETS)** Saw action in 14 games, seeing the majority of his playing time on special teams...Finished the season with five tackles, one sack and two fumble recoveries...Collected 14 tackles on special teams. **POSTSEASON:** Appeared in all three postseason games on special teams, notching four special teams tackles. **(Wild Card: 1/9 at CIN)**...Posted three special teams tackles in the first playoff game of his career. **SEASON HIGHLIGHTS (1/3 vs. CIN)**...Contributed to a defensive unit that held CIN to 72 total yards...Recovered a S James Ihedigbo forced fumble and returned it 39 yards...Finished with three special teams tackles...Registered one tackle on defense. **(11/1 vs. MIA)**...Recovered a muffed punt by WR Davone Bess...The recovery marked the first of his career. **(9/13 at HST)**...Played his first NFL game in the season opener and recorded the first sack of his career on QB Matt Schaub.

## FIRSTS:

**First Game:** NYJ at HST, 09/13/09 (W, 24-7)  
**First Sack:** NYJ at HST, 09/13/09 (QB Matt Schaub)

**NY**

## BEFORE THE NFL

- Four-year letter winner and three-year starter at Rutgers, was a second-team All-Big East selection in 2006 and 2008...For his career, finished with 26 sacks, third-highest in school history, in 50 career games, and totaled 141 tackles, including 45 behind the line of scrimmage.
- Played at Notre Dame Academy in Brampton, Ontario...Four-year starter who led team in tackles and sacks as a senior...Also led league in tackles, sacks and tackles-for-loss.

**NY**

## OFF THE FIELD

- Born Jamaal Akeem Westerman in Brooklyn, NY.
- Family moved to Ft. Lauderdale, FL...Played his freshman season at St. Thomas Aquinas HS in Ft. Lauderdale before moving to Ontario and enrolling at Notre Dame Secondary School.
- Both his parents hail from Barbados.
- Graduated from Rutgers in May 2008 with a degree in labor-employee relations and a minor in sociology.
- Pursuing his Masters in labor-employment relations.
- Visited P.G. Chambers School to celebrate the completion of a new adaptive fitness area as part of the Jets partnership with Hometown Huddle and the United Way of Morris County.

## Jamaal Westerman's Career Statistics

Year	Team	P	S	TT	S	A	Sk	Yds	Int	Yds	Lg	TD	PD	FF	FR	Yds	TD
2009	Jets	14	0	5	5	0	1.0	13.0	0	0	0	0	0	0	2	39	0
2010	Jets	6	0	3	3	0	0.0	0.0	0	0	0	0	0	0	1	0	0
<b>Career Totals</b>		<b>20</b>	<b>0</b>	<b>8</b>	<b>8</b>	<b>0</b>	<b>1.0</b>	<b>13.0</b>	<b>0</b>	<b>0</b>	<b>0</b>	<b>0</b>	<b>0</b>	<b>0</b>	<b>3</b>	<b>39</b>	<b>0</b>

## Additional Statistics

**Special Teams Tackles:** 22 (career); 8 (2010); 14 (2009)

## Career Bests

**Tackles:** 3 (1/2/11 vs. BUF)

**Sacks:** 1 (9/13/09 at HST)

**Solo Tackles:** 3 (1/2/11 vs. BUF)

## Career Postseason

Year	Team	P	S	TT	S	A	Sk	Yds	Int	Yds	Lg	TD	PD	FF	FR	Yds	TD
2009	Jets	3	0	0	0	0	0.0	0.0	0	0	0	0	0	0	0	0	0
2010	Jets	3	0	2	0	2	0.0	0.0	0	0	0	0	0	0	0	0	0
<b>Totals</b>		<b>6</b>	<b>0</b>	<b>2</b>	<b>0</b>	<b>2</b>	<b>0.0</b>	<b>0.0</b>	<b>0</b>	<b>0</b>	<b>0</b>	<b>0</b>	<b>0</b>	<b>0</b>	<b>0</b>	<b>0</b>	<b>0</b>

## Additional Statistics

**Special Teams Tackles:** 6 (career); 2 (2010); 4 (2009)



# 20

CORNERBACK

HEIGHT: 5'10"

WEIGHT: 194

AGE: 24 (as of opening weekend)

HOMETOWN: Piscataway, NJ

HIGH SCHOOL: Piscataway HS

COLLEGE: Boise State

HOW ACQUIRED: D1 (29), 2010 NFL Draft

EXPERIENCE: NFL: 2nd • JETS: 2nd

## Kyle WILSON

NY Jets Media Guide 2011

**NY**

### CAREER HIGHLIGHTS

- Made his NFL debut, playing in 16 regular-season games (six starts) and all three postseason games, collecting 19 tackles and five passes defended on defense and three more tackles on special teams during the regular season.

**NY**

### CAREER TRANSACTIONS

- 04/22/10, NYJ, D1 (29)

### DID YOU KNOW?

Kyle Wilson helped lead the Piscataway (NJ) High Chiefs to three-straight state championships, including undefeated seasons in 2002 and 2004, joining with fellow NFL first-round selections Malcolm Jenkins (NO, #14, 2009) and Anthony Davis (SF, #11, 2010) on the 2004 club.

**NY**

### SEASON-BY-SEASON REVIEW

**2010 (JETS)** Played in all 16 contests, logging six starts, and finishing the season with 19 tackles and five passes defended on defense and three tackles on special teams. **POSTSEASON:** Appeared in all three postseason games, making his postseason debut in the Wild Card game at IND, 01/08/11. **SEASON HIGHLIGHTS: (9/13 vs. BLT)**... Started in first-career NFL game and registered three solo tackles and two passes defended, the first coming when he deflected a pass intended for WR Anquan Boldin in the end zone.

### FIRSTS:

First Game: NYJ vs. BLT, 09/13/10 (L, 9-10)  
First Start: NYJ vs. BLT, 09/13/10 (L, 9-10)

**NY**

### BEFORE THE NFL

- Played in 50 games, with starts in the last 45 at cornerback... Recorded 11 interceptions, two touchdowns (one was a 71-yard interception return), 27 passes defended, 160 tackles (126 solos), two sacks, two forced fumbles, one fumble recovery and one blocked kick...His 45 consecutive starts was the longest streak among active Boise State players.
- Returned 63 punts for 793 yards (12.6 avg.) and three touchdowns...His 63 punt returns rank as the third-most in school history...His average of 12.59 yards per return rank as the fourth-highest career mark in school history.
- In 2009, earned second-team All-American by *The NFL Draft Report*, *Associated Press* and the Walter Camp Football Foundation...First-team All-WAC choice by the league's head coaches... Added Academic All-WAC accolades...Named to the preseason watch lists for the Chuck Bednarik Award (top defensive player), Bronko Nagurski Award (top defensive player), and Jim Thorpe Award (top defensive back)...Ranked eighth on the team with 43 tackles (31 solos), one sack and three interceptions...Returned two interceptions for touchdowns...Returned 24 punts for 250 yards for an average of 10.42 .
- Helped lead Piscataway (NJ) High School to three-straight state championships, undefeated seasons in 2002 and 2004, and a 33-3 overall record...Named MVP of New Jersey state championship game as a junior and senior.

**NY**

### OFF THE FIELD

- Majored in communications at Boise State.

## Kyle Wilson's Career Statistics

Year	Team	P	S	TT	S	A	Sk	Yds	Int	Yds	Lg	TD	PD	FF	FR	Yds	TD
2010	Jets	16	6	19	16	3	0.0	0.0	0	0	0	0	5	0	0	0	0
Career Totals		16	6	19	16	3	0.0	0.0	0	0	0	0	5	0	0	0	0

## Additional Statistics

**Special Teams Tackles:** 3 (Career): 3 (2010)

## Career Bests

**Tackles:** 7 (9/26/10 at MIA)

**Solo Tackles:** 5 (9/26/10 at MIA)

**Passes Defensed:** 2 (9/13/10 vs. BLT)

## Career Postseason

Year	Team	P	S	TT	S	A	Sk	Yds	Int	Yds	Lg	TD	PD	FF	FR	Yds	TD
2010	Jets	3	0	0	0	0	0.0	0.0	0	0	0	0	0	0	0	0	0
Totals		3	0	0	0	0	0.0	0.0	0	0	0	0	0	0	0	0	0

## 2010 New York Jets

Date	Opp	P	S	TT	S	A	Sk	Yds	Int	Yds	Lg	TD	PD	FF	FR	Yds	TD
9/13	BLT	1	1	3	3	0	-	-	-	-	-	-	2	-	-	-	-
9/19	NE	1	1	4	4	0	-	-	-	-	-	-	1	-	-	-	-
9/26	at MIA	1	1	7	5	2	-	-	-	-	-	-	-	-	-	-	-
10/3	at BUF	1	0	1	1	0	-	-	-	-	-	-	-	-	-	-	-
10/11	MIN	1	0	-	-	-	-	-	-	-	-	-	1	-	-	-	-
10/17	at DEN	1	0	-	-	-	-	-	-	-	-	-	-	-	-	-	-
10/31	GB	1	0	-	-	-	-	-	-	-	-	-	-	-	-	-	-
11/7	at DET	1	0	-	-	-	-	-	-	-	-	-	-	-	-	-	-
11/14	at CLV	1	1	2	2	0	-	-	-	-	-	-	-	-	-	-	-
11/21	HST	1	1	1	0	1	-	-	-	-	-	-	-	-	-	-	-
11/25	CIN	1	0	-	-	-	-	-	-	-	-	-	-	-	-	-	-
12/6	at NE	1	0	-	-	-	-	-	-	-	-	-	-	-	-	-	-
12/12	MIA	1	0	-	-	-	-	-	-	-	-	-	-	-	-	-	-
12/19	at PIT	1	0	-	-	-	-	-	-	-	-	-	-	-	-	-	-
12/26	at CHI	1	0	-	-	-	-	-	-	-	-	-	-	-	-	-	-
1/2	BUF	1	1	1	1	0	-	-	-	-	-	-	1	-	-	-	-
2010 Totals		16	6	19	16	3	0.0	0.0	0	0	0	0	5	0	0	0	0

## 2010 Postseason

Date	Opp	P	S	TT	S	A	Sk	Yds	Int	Yds	Lg	TD	PD	FF	FR	Yds	TD
1/8	at IND	1	0	-	-	-	-	-	-	-	-	-	-	-	-	-	-
1/16	at NE	1	0	-	-	-	-	-	-	-	-	-	-	-	-	-	-
1/23	at PIT	1	0	-	-	-	-	-	-	-	-	-	-	-	-	-	-
Totals		3	0	0	0	0	0.0	0.0	0	0	0	0	0	0	0	0	0

# ***ROOKIES & FIRST YEAR PLAYERS***



NEW YORK JETS





**96**

DEFENSIVE LINE

HEIGHT: 6'4"

WEIGHT: 315

AGE: 21 (as of opening weekend)

HOMETOWN: Linden, NJ

HIGH SCHOOL: Linden HS

COLLEGE: Temple

HOW ACQUIRED: D1 (30), 2011 NFL Draft

EXPERIENCE: NFL: Rookie • JETS: 1st

**Muhammad WILKERSON**

NY Jets Media Guide 2011



## CAREER TRANSACTIONS

- 04/28/11, NYJ, D1 (30)



## BEFORE THE NFL

- Appeared in 36 games at Temple, 11 at nose guard and 25 at left defensive tackle, started all of 25 games at DT...Finished his collegiate career with 144 tackles (88 solos), 17.5 sacks, 26 tackles for loss and five quarterback pressures...Added 11 passes defended and blocked one kick.
- As a junior, named team captain as he started all 12 games at left defensive tackle... Was a unanimous All-Mid American Conference first-team choice and was also named to the Outland Trophy Watch List as he ranked third on the team and led the conference's defensive linemen with a career-best 70 tackles (45 solos), as he led the school and ranked second in the MAC with 9.5 sacks... His 13 tackles for a loss lead the team and were fifth in the conference...Recipient of the team's Defensive MVP Award.
- As a sophomore, earned All-Mid American Conference first-team honors and was named Defensive Player of the Week vs. Central Michigan and vs. Kent State during his first season as a starter...

Started all 13 games at left defensive tackle, recording 61 tackles (36 solos), as he finished second on the squad, and sixth in the MAC, with seven sacks...Placed second on the squad with 10.5 tackles for loss.

- As a freshman, played in 11-of-12 games, missing just the contest vs. Connecticut...Recorded 13 tackles (seven solo) with one sack, 2.5 tackles for loss and four passes defended.
- Prior to enrolling at Temple, attended Hargrave (Chatham, Va.) Military Academy, playing on both sides of the ball as a defensive end, defensive tackle, tight end and offensive tackle for head coach Robert Prunty.
- Played both football and basketball at Linden (NJ) High School, earning *Home News Tribune* first-team All-Area and *The Newark Star-Ledger* second-team All-Union County honors...Lettered twice as a defensive end and tight end.



## OFF THE FIELD

- Majored in Business Administration at Temple.
- One of four children of Janice and Alvin Wilkerson.

### Muhammad Wilkerson's Career Collegiate Statistics

Year	Team	P	S	TT	S	A	Sk	Yds	INT	Yds	Lg	TD	PD	FF	FR	Yds	TD
2008	Temple	11	11	13	7	6	1.0	3.0	0	0	0	0	4	0	0	0	0
2009	Temple	13	13	61	36	25	7.0	54.0	0	0	0	0	4	1	2	0	0
2010	Temple	12	12	70	45	25	9.5	75.0	0	0	0	0	3	2	1	0	0
Collegiate Totals		36	36	144	88	56	17.5	132.0	0	0	0	0	11	3	3	0	0



# 93

DEFENSIVE TACKLE

HEIGHT: 6'4"

WEIGHT: 346

AGE: 23 (as of opening weekend)

HOMETOWN: Greenacres, FL

HIGH SCHOOL: John Leonard (FL) HS

COLLEGE: Hampton

HOW ACQUIRED: D3 (94), 2011 NFL Draft

EXPERIENCE: NFL: Rookie • JETS: 1st

## Kenrick ELLIS

NY Jets Media Guide 2011

**NY**

### CAREER TRANSACTIONS

- 04/29/11, NYJ, D3 (94)

**NY**

### BEFORE THE NFL

- Started 27-of-32 games, recording 184 tackles (75 solos) with seven sacks, 37.5 tackles for loss and 11 QB pressures...Caused three fumbles, recovered six others, deflected one pass and blocked one kick...His 94 tackles in 2010 are the most ever in a season by a Hampton defensive tackle and rank second among all defensive linemen, topped by DE Reggie Doss, who ranks second in single-season school history with 156 tackles in 1977...For his collegiate career (South Carolina and Hampton), he totaled 195 tackles (85 solos), seven sacks, 40.5 tackles for loss and 12 pressures, while starting 28-of-42 games.
- As a senior, earned All-American first-team honors from The NFL Draft Report, *College Sporting News*, Walter Camp, the *Associated Press* and the Sheridan Broadcasting Network...Ranked second on the team with a career-best 94 tackles (34 solos), the most ever by a DT in school history...Ranked second in the conference with his average of 9.4 tackles per game...Placed third in the league, 17th in the country and second on the squad with 15.0 tackles for loss...Added two sacks and five pressures.

- As a junior, earned All-MEAC first-team honor after ranking fifth on the team with 51 tackles (25 solos) and 1.5 sacks...Ranked second in the league and tied for 19th in the nation with 15.0 tackles for loss...Recovered two fumbles and caused another.
- In his first year with Hampton after transferring from South Carolina, he started nine of 11 games at left defensive tackle, ranking seventh on the team with 39 tackles (16 solos) and collected 3.5 sacks for and four quarterback pressures.
- Appeared in 12 games at the University of South Carolina...Credited with eleven tackles (10 solos), three tackles for loss and a quarterback pressure.
- Lettered four times in football for John I. Leonard (Greenacres, FL) High School...Class 6A All-State and All-Conference choice as a junior and senior...Played in 2005 Outback Steakhouse All-Star Game.

**NY**

### OFF THE FIELD

- Psychology major.
- Born in Jamaica.
- Nickname is "Big Ken."
- One of three children (two sisters, one brother) of Merteline Mitchell.

#### Kenrick Ellis' Collegiate Statistics

Year/TM	G/S	TT	S	A	Sk	Yds	Lg	PD	FF	FR	INT	Yds	TD
07/USC	12/1	11	10	1	0	0	0	0	0	0	0	0	0
08/HU	11/9	39	16	23	3.5	16	0	1	2	0	0	0	0
09/HU	11/8	51	25	26	1.5	10	0	0	2	1	0	0	0
10/HU	10/10	94	34	60	2.0	16	0	0	2	2	0	0	0
<b>Totals</b>	<b>44/28</b>	<b>195</b>	<b>85</b>	<b>110</b>	<b>7.0</b>	<b>42</b>	<b>0</b>	<b>1</b>	<b>6</b>	<b>3</b>	<b>0</b>	<b>0</b>	<b>0</b>



**29**

**RUNNING BACK**

**HEIGHT: 5'10"**

**WEIGHT: 204**

**AGE: 23 (as of opening weekend)**

**HOMETOWN: Lakeland, FL**

**HIGH SCHOOL: Lake Gibson (FL) HS**

**COLLEGE: Louisville**

**HOW ACQUIRED: D4 (126), 2011 NFL Draft**

**EXPERIENCE: NFL: Rookie • JETS: 1ST**

**Bilal POWELL**

NY Jets Media Guide 2011



## CAREER TRANSACTIONS

- 04/30/11, NYJ, D4 (126)



## BEFORE THE NFL

- Appeared in 42 games at the University of Louisville with 15 starts, 2,338 yards, 19 TDs on 436 carries...Caught 45 passes for 344 yards and three scores...Had 19 kickoff returns for 422 yards.
- As a senior, earned fourth-team All-American honors by Phil Steele and first-team All-Big East Conference. ..Ranked second in the conference and 11th in the nation with an average of 117.1 yards per-game rushing...His 1,405 yards rushing rank second and his 229 carries rank ninth on the school's single-season record list.
- As a junior, appeared in 11 games with four starts, posting 108 carries for 392 yards and four touchdowns and added another 103

yards on 12 receptions.

- As a sophomore, appeared in 11 games, finishing with 354 yards and two touchdowns on 75 carries...Caught 12 passes for 58 yards and returned five kickoffs for 63 yards.
- As a freshman, appeared in eight games posting 187 rushing yards and two TDs on 24 carries...Caught three passes for 25 yards and returned 14 kickoffs for 359 yards.
- Two-year starter at cornerback at Lake Gibson High School in Lakeland, FL...Earned second-team all-state, and all-conference honors after posting 1960 yards and 26 touchdowns his senior year.



## OFF THE FIELD

- Majored in justice administration.
- Son of Stephanie Powell.

### Bilal Powell's Louisville Statistics

STATS	GP	GS	NO	YARDS	AVG	TD	LONG	GM/AVG
2007	8	0	24	187	7.8	2	33	23.4
2008	11	1	75	354	4.7	2	52	32.2
2009	11	4	108	392	3.6	4	29	35.6
2010	12	10	229	1405	6.1	11	85	117.1
<b>TOTAL</b>	<b>42</b>	<b>15</b>	<b>436</b>	<b>2338</b>	<b>5.4</b>	<b>19</b>	<b>85</b>	<b>55.7</b>

### Receiving Statistics

STATS	NO	YARDS	AVG	TD	LONG	NO	YARDS	AVG	TD	LONG
2007	3	25	8.3	0	10	14	359	25.6	0	53
2008	12	58	4.8	0	15	5	63	12.6	0	17
2009	12	103	8.6	0	21					
2010	18	158	8.8	3	57					
<b>TOTALS</b>	<b>45</b>	<b>344</b>	<b>7.6</b>	<b>3</b>	<b>57</b>	<b>19</b>	<b>422</b>	<b>22.2</b>	<b>0</b>	<b>53</b>

### Kickoff Returns

### Defensive Statistics

STATS	TK	SO	AS	FR	FC
2007	7	4	3	0	0
2008	1	1	0	0	1
2009	1	1	0	0	0
<b>TOTAL</b>	<b>9</b>	<b>6</b>	<b>3</b>	<b>0</b>	<b>1</b>

### All-Purpose Yardage

STATS	GM	PLAYS	CATCH	RUSH	K/RET	P/RET	YARDS	TDR	P/AVG	GM/AVG
2007	8	41	25	187	359	0	571	2	13.9	71.4
2008	11	92	58	354	63	0	475	2	5.2	43.2
2009	11	120	103	392	0	0	495	4	4.1	45.0
2010	12	247	158	1405	0	0	1563	22	6.3	130.3
<b>TOTAL</b>	<b>42</b>	<b>500</b>	<b>344</b>	<b>2338</b>	<b>422</b>	<b>0</b>	<b>3104</b>	<b>30</b>	<b>6.2</b>	<b>73.9</b>

**11****WIDE RECEIVER****HEIGHT: 5'9"****WEIGHT: 188****AGE: 22 (as of opening weekend)****HOMETOWN: Hutto, TX****HIGH SCHOOL: Hutto HS****COLLEGE: TCU****HOW ACQUIRED: D5 (161), 2011 NFL Draft****EXPERIENCE: NFL: Rookie • JETS: 1st****Jeremy KERLEY**

NY Jets Media Guide 2011

**NY****CAREER TRANSACTIONS**

- 04/28/11, NYJ, D5\* (161)

\*Jets acquired 2011 D5 (153) and 2011 D7 (208 – Greg McElroy) from PHI for 2011 D5 (161 – Julian Vandervelde) and 2011 D6 (194 – Markell Carter)

**NY****BEFORE THE NFL**

- Appeared in 50 contests with 21 starts, posting 120 receptions for 1,299 yards and 12 touchdowns, 63 rushing attempts for 306 yards with eight scores...Added 1,299 yards with two touchdowns on 94 punt returns (13.8 average) and 1,006 yards on 37 kickoff returns (27.2 average).
- As a senior, named first-team All-Mountain West Conference as a returner and second-team as a wide receiver, MWC Special Teams Player of the Year, two-time Special Teams Player of the Week and Paul Hornung Award finalist...Started 11-of-13 games and led team with 56 receptions for 575 yards and 10 touchdowns... Added 527 yards on 19 kickoff returns, ranking him 19th in the nation and 388 yards on 30 punt returns, finishing 15th in the nation.
- As a junior, named first-team All-Mountain West Conference as a returner and honorable mention as a wide receiver...Became the first non-kicker to earn MWC Special Teams Player of the Year

honors... Received TCU's Most Valuable Special Teams Award and Special Teams Points Leader Award...Appeared in 13 contests with seven starts, amassing 44 receptions for 532 yards and two touchdowns and adding another 50 yards and three scores on his 14 rushing attempts.

- As a sophomore, named first-team All-Mountain West Conference as a returner, playing in 11 games with three starts...Caught 11 passes for 95 yards and rushed 25 times for 143 yards and three touchdowns...Accumulated 348 yards on 25 punt returns (13.9 average), ranking him 14th in the nation.
- As a freshman, appeared in all 13 games, collecting nine receptions for 97 yards. Ran six time for 16 yards...Completed two passes for 54 yards.
- Named All-District Most Valuable Player and second team all-state while attending Hutto (TX) High School as a junior and senior...Rated a four-star prospect, making him the 33rd wide receiver recruit in the country.

**NY****OFF THE FIELD**

- Majored in criminal justice.
- Engaged to Kristal Juarez, who is an All-American sprinter on TCU's track and field team in 2010.
- Has a two-year-old son, Dae'shon Kerley.

**Jeremy Kerley's TCU Receiving Statistics**

STATS	GP	GS	NO	YARDS	AVG	TD	LG	R/PG	GM/AVG
2007	13	0	9	97	10.8	0	29	0.7	7.5
2008	11	3	11	95	8.6	0	15	1.0	8.6
2009	13	7	44	532	12.1	2	45	3.4	40.9
2010	13	11	56	575	10.3	10	50	4.3	44.2
<b>TOTAL</b>	<b>50</b>	<b>21</b>	<b>120</b>	<b>1,299</b>	<b>10.8</b>	<b>12</b>	<b>50</b>	<b>2.4</b>	<b>26.0</b>

## RUSHING STATISTICS

STATS	NO	YARDS	AVG	TD	LG
2007	6	16	2.7	0	8
2008	25	143	5.7	3	24
2009	14	50	3.6	3	13
2010	18	97	5.4	2	19
<b>TOTAL</b>	<b>63</b>	<b>306</b>	<b>4.9</b>	<b>8</b>	<b>24</b>

## KICKOFF RETURNS

STATS	NO	YARDS	AVG	TD	LG
2008	0	0	0.0	0	0
2009	18	479	26.6	0	52
2010	19	527	27.7	0	83
<b>TOTAL</b>	<b>37</b>	<b>1,006</b>	<b>27.2</b>	<b>0</b>	<b>83</b>

## PUNT RETURNS

STATS	NO	YARDS	AVG	TD	LG
2008	25	348	13.9	0	53
2009	39	563	14.4	2	71
2010	30	388	12.9	0	45
<b>TOTAL</b>	<b>94</b>	<b>1,299</b>	<b>13.8</b>	<b>2</b>	<b>71</b>

## ALL-PURPOSE YARDAGE

STATS	GM	PLAYS	CATCH	RUSH	K/RET	P/RET	YARDS	TDR	P/AVG	GM/AVG
2007	13	15	97	16	0	0	113	0	7.5	8.7
2008	11	61	95	143	0	348	586	3	9.6	53.3
2009	13	115	532	50	479	563	1,624	7	14.1	124.9
2010	13	123	575	97	527	388	1,587	12	12.9	122.1
<b>TOTAL</b>	<b>50</b>	<b>314</b>	<b>1,299</b>	<b>306</b>	<b>1,006</b>	<b>1,299</b>	<b>3,910</b>	<b>22</b>	<b>12.5</b>	<b>78.2</b>

## DEFENSIVE TACKLES

STATS	TK	SO	AS
2009	1	0	1

## PASSING STATISTICS

STATS	ATT	COMP	PCT	YARDS	TD	INT	LONG
2007	2	2	100.00	54	0	0	27
2008	2	0	00.00	0	0	1	0
2009	1	1	100.00	44	0	0	44
2010	2	2	100.00	37	1	0	26
<b>TOTAL</b>	<b>7</b>	<b>5</b>	<b>71.43</b>	<b>135</b>	<b>1</b>	<b>1</b>	<b>44</b>



14

QUARTERBACK

HEIGHT: 6'2"

WEIGHT: 225

AGE: 23 (as of opening weekend)

HOMETOWN: Southlake, TX

HIGH SCHOOL: Southlake Carroll (TX) HS

COLLEGE: Alabama

HOW ACQUIRED: D7a (208), 2011 NFL Draft

EXPERIENCE: NFL: Rookie • JETS: 1st

Greg McELROY

NY Jets Media Guide 2011

NY

## CAREER TRANSACTIONS

- 4/30/11, NYJ, D7\* (208)

\*Jets acquired 2011 D5 (153 – Jeremy Kerley) and 2011 D7 (208) from PHI for 2011 D5 (161 – Julian Vandervelde) and 2011 D6 (194 – Markell Carter)

NY

## BEFORE THE NFL

- Appeared in 35 games at Alabama, starting his final 27 contests, with a 24-3 record as a starter to post the fourth-best winning percentage (88.89) by a quarterback in school history...Completed 436-of-658 attempts (66.3%) for 5,580 yards, 39 touchdowns and only 10 interceptions...Carried 114 times for 71 yards (0.62 avg.) and a pair of touchdowns...Set the school career-records for lowest interception percentage (1.52) and highest pass-completion percentage (66.3%).
- His pass-completion percentage also ranks third in SEC history, surpassed only by Tim Tebow of Florida (66.4%; 2006-09) and Tim Couch of Kentucky (67.2%; 1996-98)...His 39 career touchdown passes are topped by only John Parker Wilson (47; 2005-08) and Brodie Croyle (41; 2002-05) on Alabama's all-time list...Finished fourth in school history for pass completions (436), yards passing (5,580) and yards of total offense (5,762).
- As a senior, started all 13 games and ranked fourth in the nation and second in the SEC with a 168.98 pass-efficiency rating...Established school records for yards passing (2,987), touchdown passes (20), yards of total offense (2,975) and completion percentage (70.9%)...Completed 222-of-313 attempts with only five interceptions...His 70.9% completion percentage broke the school's single-season record of 62.22% by Walter Lewis in 1982 and ranks second in SEC history.
- As a junior, lead team to a 14-0 record in his first season as a starter, the best mark in school history...Completed 198-of-325 passes (60.9%), for 2,508 yards and 17 touchdowns...His interception percentage of 1.23 established a school record (second in SEC history)...Carried 54 times for 83 yards and one score...His 2,591 yards of total offense was the fourth best in the school's single-season history...Had a streak of 141 pass attempts without an interception (the third-longest streak in school history)...Set a school record for most-consecutive completions in a single game when he connected on 14 straight passes vs. Florida International.
- As a sophomore, saw action in six games without a start and completed 8-of-11 passes (72.73%) for 123 yards, one touchdown and an interception...Honored with the Commitment to Academic

Excellence Award for his achievement in his academic endeavors, while also earning Academic All-SEC honors.

- As a redshirt freshman, appeared in two games and completed eight-of-nine passes for 73 yards and a touchdown vs. Western Carolina.
- After serving as the backup to 2004 National High School Player of the Year QB Chase Daniel (now with NO) for three seasons at Southlake (Tex.) Carroll High School, took over as a starter in his senior season...Racked up 4,687 yards with 56 touchdowns and only nine interceptions in his one year as a starter...His 56 touchdowns set a new Texas high school record...Led his team to the Texas Class 5A state title, the team's third title in four seasons, and a high school national championship in 2005...Named Offensive Player of the Year in Texas, as he completed 321-of-450 pass attempts and ran for over 700 yards and 12 touchdowns as a senior.

NY

## OFF THE FIELD

- Completed his undergraduate degree in business marketing in three years, graduated in 2009 with a 3.86 GPA.
- Currently working on a master's degree in sports administration.
- Four-time Academic All-Southeastern Conference choice.
- Won the Anson Mount Scholar-Athlete Award by *Playboy* magazine in 2009.
- As a senior, recognized as the 2010 Paul W. Bryant Student-Athlete Award, honoring an Alabama student-athlete for academic, athletic and community achievements.
- Recipient of the National Football Foundation National Scholar-Athlete Award and was a finalist for the William V. Campbell Trophy, known as the "Academic Heisman."
- Chosen as ESPN Academic All-American of the Year in 2010.
- Was in contention for the Rhodes Scholarship.
- Father, Greg Sr., played football at the University of Hawai'i and is the Dallas Cowboys Senior Vice President of Sales and Marketing.



15

WIDE RECEIVER

HEIGHT: 5'11"

WEIGHT: 185

AGE: 23 (as of opening weekend)

HOMETOWN: Coto de Caza, CA

HIGH SCHOOL: Tesoro (CA) HS

COLLEGE: Colorado

HOW ACQUIRED: D7b (227), 2011 NFL Draft

EXPERIENCE: NFL: Rookie • JETS: 1st

Scotty McKNIGHT

NY Jets Media Guide 2011

NY

## CAREER TRANSACTIONS

- 04/30/11, NYJ, D7 (227)

NY

## BEFORE THE NFL

- Finished his career at Colorado as the school's all-time leader in both receptions (215) and receiving touchdowns (22), while ranking third in receiving yards (2,521)...Tied for the fifth-most 100-yard receiving games with five...Became just the 10th player in NCAA history to catch at least one pass in every game he appeared in, and the sixth to do so without missing any games due to injury...The only player in school history to win the John Mack Award as the team's most outstanding offensive player for three straight years. The first player to earn the honor on three occasions and only the third player to have earned it more than once... Named Best Interview in both his junior and senior seasons by CU's beat writers.
- As a senior, earned honorable-mention All-Big 12 honors from the *Associated Press* and the league coaches after leading the team with 50 receptions, 621 yards and seven receiving touchdowns, becoming the only player in school history to lead the team in receiving in four consecutive seasons...Caught at least two passes in all 12 games (three or more in 10), with his yardage high coming at Oklahoma when he grabbed five balls for 84 yards and a touchdown. His TD reception in that game was the 168th catch of his career, breaking the record of 167 set by Michael Westbrook from 1991-94.

- As a junior, started 11-of-12 games, catching 76 passes for 893 yards and six touchdowns, earning second-team All-Big 12 honors from the *Associated Press*...His 76 receptions represent the second-most in school history, and his 893 yards, the seventh-most.
- As a sophomore, played in all 12 games, including nine starts, as he led the team in receptions for the second-straight season, the first former walk-on ever to accomplish the feat in school history...Caught 46 passes for 519 yards (11.3 avg.), and five touchdowns, all team bests.
- As a redshirt freshman, played in all 12 games, making five starts, including the season opener against Colorado State...Named honorable-mention Freshman All-American by both *The Sporting News* and *collegefootballnews.com*, as he caught 43 passes for 488 yards (11.3 avg.) and four touchdowns. TSN named him first-team Freshman All-Big 12, as he set school freshman records for receptions and yards, and missed tying the touchdown mark by one.

NY

## OFF THE FIELD

- Graduated with a degree in Sociology from Colorado in December 2010.
- His father, Scott, played football at UC-Davis where he was a teammate of CU coach Dan Hawkins.

## SCOTT McKNIGHT'S COLLEGIATE CAREER STATISTICS

Season	G	Receiving				High Games		
		No.	Yds.	Avg.	TD	LG	Rec	Yds
2007	12	43	488	11.3	4	40	8	106
2008	12	46	519	11.3	5	37	6	90
2009	12	76	893	11.8	6	56t	11	114
2010	12	50	621	12.4	7	49t	6	84
<b>Totals</b>	<b>48</b>	<b>215</b>	<b>2521</b>	<b>11.7</b>	<b>22</b>	<b>56t</b>	<b>11</b>	<b>114</b>

ADDITIONAL STATISTICS—Rushing: 2-2, 1.0 avg., 0 TD (2008); 0-2, 0.0 avg., 1 TD (2009). Passing: 1-1-0, 9, 0 TD (2007); 3-1-0, 38, 0 TD (2008); 1-0-0, 0 (2009); 1-0-0,0 (2010). Punt Returns: 1-4, 4.0 (2008); 7-32 (4.6 avg.), 13 long (2009). Special Team Tackles: 1,0—1 (2007).



# 43

LINEBACKER

HEIGHT: 6'1"

WEIGHT: 250

AGE: 22 (as of opening weekend)

HOMETOWN: Whitefish Bay, WI

HIGH SCHOOL: Whitefish Bay HS

COLLEGE: Central Michigan

HOW ACQUIRED: Undrafted FA (07/27/11)

EXPERIENCE: NFL: R • JETS: 1st

## Nick BELLORE

NY Jets Media Guide 2011

**NY**

### CAREER TRANSACTIONS

- 07/27/11, NYJ, Undrafted FA

**NY**

### BEFORE THE NFL

- Started first 51 consecutive games at CMU... Finished collegiate career with 472 tackles...Had 24 10-tackle games...Had 3 consecutive seasons with 100 tackles...Selected to play in 2011 East-West Shrine Game.
- As a senior, named co-captain and started 10 games at linebacker...Had 5 games with 10 tackles...Season high 14 tackles against Northern Illinois...Finished season with 90 tackles and 7 tackles for a loss. Selected to All-MAC first team defense and earned the Ring of Honor team award.
- As a junior, named co-captain and played in 14 games. Had 132 total tackles and 13 tackles for a loss which was the highest on the team...Was named CMU's Defensive Player of The Year and All-MAC first team selection.

- As a sophomore, named co-captain and received CMU's Defensive Player of the Year as well as Most Valuable Linebacker. Played in 13 games in which he registered an average of 11.4 tackles per game which was 1st in the MAC and 4th in the nation that season...Selected first team All-MAC.
- As a freshman, played and started at middle linebacker in all 14 games...Finished his first season with the freshman record of 102 tackles.
- Prior to enrolling at CMU, attended Whitefish Bay HS where he was a three-year letterman and two-year captain...Also played hockey for one varsity season and spent three seasons on the varsity track and field team...Named first team All-State.

**NY**

### OFF THE FIELD

- Majored in Finance at Central Michigan.



4

PUNTER

HEIGHT: 6'3"

WEIGHT: 220

AGE: 26 (as of opening weekend)

HOMETOWN: Walla Walla, WA

HIGH SCHOOL: DeSales HS

COLLEGE: Idaho

HOW ACQUIRED: FA 2011

EXPERIENCE: NFL: 1st • JETS: 1st

T.J. CONLEY

NY Jets Media Guide 2011

NY

## CAREER TRANSACTIONS

- 01/06/10, NYJ, Signed, Reserve/Future
- 08/19/10, NYJ, Waived
- 01/06/10, NYJ, Signed, Reserve/Future
- 08/17/09, NYJ, Waived
- 05/01/09, NYJ, Signed, Undrafted FA

NY

## BEFORE THE NFL

- Named to the prestigious Walter Camp All-American Team as a first-team selection.
- Led the NCAA in punting in 2008 (47.4), and was a first-team all-WAC choice as he logged five games with averages of more than 50 yards.
- Set single-season records for punting average and punting yards (2,751) and is Idaho's career punting yardage leader with 9,242 yards.
- Class B-11 Player of the Year (Washington) who threw for 10,147 career yards as a quarterback, including 35 touchdowns his senior year alone.

NY

## OFF THE FIELD

- Also played basketball and baseball at DeSales (WA) HS...Earned all-state and all-conference recognition for four successive seasons and won state baseball championship four consecutive years.
- Named 2004 Blue Mountain Male Athlete of the Year...All-conference basketball and baseball in 2003, all-state baseball in 2003...Blue Mountain Athlete of the Year runner-up in 2002 and 2003.
- Graduated in Dec. 2008 with a degree in civil engineering.
- Born Timothy Joseph Conley, Jr.



50

LINEBACKER

HEIGHT: 6'3"

WEIGHT: 270

AGE: 26 (as of opening weekend)

HOMETOWN: South Lake Tahoe, CA

HIGH SCHOOL: South Lake Tahoe HS

COLLEGE: Fresno State

HOW ACQUIRED: FA (2/9/11)

EXPERIENCE: NFL: 1st • JETS: 1st

Garrett MCINTYRE

NY Jets Media Guide 2011

NY

## CAREER HIGHLIGHTS

- Spent time with both ARZ and TEN in training camp before the 2006 season.
- Spent two seasons in the AFL with the San Jose Sabercats (2007-08) and the CFL with the Hamilton Tiger-Cats (2009-10).

NY

## CAREER TRANSACTIONS

- 02/09/11, NYJ, Signed, FA
- 09/30/06, FA, Reserve/Suspended
- 08/29/06, TEN, Waived
- 08/22/06, TEN, Claimed off Waivers (ARZ)
- 08/21/06, ARZ, Waived
- 08/16/06, ARZ, Signed, FA
- 06/02/06, SEA, Waived
- 05/05/06, SEA, Signed, Undrafted FA

NY

## BEFORE THE NFL

- Played for the Hamilton Tiger-Cats from 2009-10 recording 51 tackles and nine sacks.
- Member of the San Jose Sabercats from 2007-08, posting 18 tackles (14 solo) and six sacks on defense and one reception and one touchdown on offense.

- Named one of college football's top 100 players by ESPN.com and first-team All-WAC honoree, appearing in 38 games including 27 starts with 106 tackles (61 solo), 30 tackles for loss of 175 yards and 18 sacks for 137 yards.
- At South Lake Tahoe (CA) HS, he was named Defensive Player of the Year in the Northern Nevada League and was selected to the all-region and all-league teams his junior and senior years.

NY

## OFF THE FIELD

- Majored in construction management.

**00****GUARD****HEIGHT: 6'4"****WEIGHT: 302****AGE: 23** (as of opening weekend)**HOMETOWN:** Shelton, Wash.**HIGH SCHOOL:** Shelton HS**COLLEGE:** Utah**HOW ACQUIRED:** Trade (GB, 9/3/11)**EXPERIENCE:** NFL: Rookie • JETS: 1st**Caleb SCHLAUDERAFF**

NY Jets Media Guide 2011

**NY****CAREER TRANSACTIONS**

- 09/3/11, NYJ, Trade, GB, Undisclosed Conditional Draft Choice
- 04/30/11, D6 (179)

**NY****BEFORE THE NFL**

- Four-year starter at left guard for a Utah squad that posted a 42-10 record and went to bowl games each season during his career... Appeared in 52 games, starting the final 49 contests.
- Was a first-team All-Mountain West Conference selection as a senior and also earned second-team All-America honors from Walter Camp and SI.com... Added third-team All-America honors from AP and fourth-team recognition from Phil Steele... Member of a line that allowed just 11 sacks on the season, which tied for 10th in the country...Part of an offense that averaged 33.5 points per game and 242.2 passing yards per contest in 2010.
- Earned second-team All-MWC recognition as a junior when he started all 13 contests... Blocked for RB Eddie Wide as he posted 1,069 yards and 12 TDs on 203 carries (5.3 avg.).
- Started all 13 games as a sophomore in '08 when Utah finished No. 2 in the country in The Associated Press' final poll and were the only team in the nation to post a perfect record (13-0)... Helped offense average 36.9 points per game and 400.9 yards per contest...Blocked for QB Brian Johnson as he threw for 2,972 yards and 27 TDs with just nine INTs.

- Played in the first three contest before he moved into the starting lineup for the final 10 games in his redshirt freshman season of 2007...Helped block for RB Darrell Mack's 1,204 yards, the third most in a single season in school annals, and 12 TDs...Was a four-time Academic All-MWC selection and a member of Utah's Student-Athlete Mentors.
- Earned all-state recognition as a senior at Shelton (Wash.) High School...Was a three-time all-conference selection and a two-time all-region choice...Was a two-year captain...Selected as one of the top 25 recruits in Washington, Oregon, Idaho and Alaska by *The News Tribune* of Tacoma (Wash.)...Named one of the top 15 juniors in Washington by *The Seattle Times*...Won three letters in football and one in basketball...Grew four inches and gained 50 pounds during his freshman year of high school...Member of the National Honor Society.

**NY****OFF THE FIELD**

- Is one of only four guards from Utah to be selected in the NFL Draft since 1981.
- Earned a degree in exercise physiology.
- Given name Caleb Hunter Schlauderaff...Name is pronounced kay-leb schlah-der-off
- Volunteered at a hospital for veterans and also at a senior-living center.
- Worked on his family's farm.



# 95

DEFENSIVE TACKLE

HEIGHT: 6'2"

WEIGHT: 325

AGE: 23 (as of opening weekend)

HOMETOWN: Oakland, CA

HIGH SCHOOL: Anderson Valley (CA) HS

COLLEGE: UNLV

HOW ACQUIRED: FA (7/20/10)

EXPERIENCE: NFL: 1st • JETS: 2nd

## Martin TEVASEU

NY Jets Media Guide 2011

**NY**

### CAREER HIGHLIGHTS

- After spending the 2010 season on the Jets practice squad, made his NFL debut in the 2010 AFC Championship Game against PIT.

**NY**

### CAREER TRANSACTIONS

- 01/22/11, NYJ, Signed from NYJ Practice Squad
- 09/06/10, NYJ, Signed, Practice Squad
- 09/04/10, NYJ, Waived
- 07/20/10, NYJ, Signed, FA
- 06/14/10, CLV, Waived
- 05/17/10, CLV, Signed, Undrafted FA

**NY**

### SEASON-BY-SEASON REVIEW

**2010 (JETS)** Signed prior to training camp and spent the entire regular season and first two playoff games as a member of the Jets practice squad...Signed to the active roster before the AFC Championship Game at PIT, 01/24/11, and saw action on defense in the contest but did not post any stats.

### FIRSTS:

**First Game:** NYJ at PIT (AFC Championship Game), 01/23/11 (L, 19-24)

**NY**

### BEFORE THE NFL

- Two-year starter after joining UNLV in 2008 and posted 48 tack-

les and two sacks in his career...Named Defensive MVP and team captain as a senior.

- Enrolled at Santa Rosa (CA) Junior College and earned first-team all-league honors in his freshman year after collecting 40 tackles, five sacks and three passes defended...Suffered a season-ending left leg injury after signing with Arizona State...Re-enrolled at Santa Rosa JC in 2007.
- Captained the Anderson Valley football team for four years and was named NCL III Defensive MVP and All-Redwood Empire as junior in high school.

**NY**

### OFF THE FIELD

- Earned a spot on the Dean's Honor List in 2008 en route to 2008 to Academic All-MWC honors.
- Named school's athlete of the year as well as Anderson Valley High School student body president.
- Was first team all-conference and team MVP in basketball as a senior in high school.



# 44

DEFENSIVE BACK

HEIGHT: 5'8"

WEIGHT: 170

AGE: 28 (as of opening weekend)

HOMETOWN: Tacoma, WA

HIGH SCHOOL: Wilson HS

COLLEGE: Eastern Washington

HOW ACQUIRED: FA (9/1/11)

EXPERIENCE: NFL: 1st • JETS: 2nd

## Isaiah TRUFANT

NY Jets Media Guide 2011

**NY**

### CAREER HIGHLIGHTS

- Made his NFL debut, as a member of the New York Jets, against Buffalo on January 2, 2011.

**NY**

### CAREER TRANSACTIONS

- 09/01/11, NYJ, Signed, FA
- 08/30/11, PHI, Waived
- 02/01/12, PHI, Signed, FA
- 01/22/11, NYJ, Waived
- 12/30/10, NYJ, Signed Active Roster
- 12/08/10, NYJ, Signed, Practice Squad

**NY**

### SEASON-BY-SEASON REVIEW

**2010 (JETS)** Appeared in the last regular-season game after signing to the active roster on 12/30...Recorded two tackles on special teams. **POSTSEASON:** Appeared in the Wildcard game.

**NY**

### BEFORE THE NFL

- Spent the last two seasons with the UFL's Las Vegas Locomotives where he was named 2010 UFL Defensive Player of the year and won his second-consecutive UFL Championship...Led the Locos with four Interceptions and also posted 26 tackles, four passes defended and a sack...Recorded 13 tackles and four passes defended during the 2009 championship season with Las Vegas.
- Was originally signed by the Arena Football League's Spokane Shock in 2006...Also played for the Kansas City Brigade in 2007 and the Arizona Rattlers from 2007-2009.

- Played four years at Eastern Washington...Was named first-team All-Big Sky Conference his senior season after recording 15 tackles, two forced fumbles, two fumble recoveries, one interception and one pass breakup in only six games...Intercepted 11 passes during his college career, returning two for touchdowns during his sophomore year.

**NY**

### OFF THE FIELD

- Older brother, Marcus, is a cornerback for the Seattle Seahawks.

# ***2010 REVIEW***



N E W Y O R K J E T S



# 2010 NEW YORK JETS FINAL STATISTICS

## Won 11, Lost 5

9/13/2010	L	9- 10
9/19/2010	W	28- 14
9/26/2010	W	31- 23
10/3/2010	W	38- 14
10/11/2010	W	29- 20
10/17/2010	W	24- 20
10/31/2010	L	0- 9
11/7/2010	W	23- 20 OT
11/14/2010	W	26- 20 OT
11/21/2010	W	30- 27
11/25/2010	W	26- 10
12/6/2010	L	3- 45
12/12/2010	L	6- 10
12/19/2010	W	22- 17
12/26/2010	L	34- 38
1/2/2011	W	38- 7

## Total First Downs

### Rushing

Passing 171

Penalty 18

3rd Down: Made/Att 93/235

3rd Down Pct. 39.6%

4th Down: Made/Att 5/14

4th Down Pct. 35.7%

Possession Avg. 32:03

Total Net Yards 5616

Avg. Per Game 351.0

Total Plays 1087

Avg. Per Play 5.2

### Net Yards Rushing

Avg. Per Game 148.4

Total Rushes 534

### Net Yards Passing

Avg. Per Game 202.6

Sacked/Yards Lost 28/178

Gross Yards 3420

Attempts/Completions 525/288

Completion Pct. 54.9%

Had Intercepted 14

Punts/Average 84/42.6

Net Punting Avg. 38.1

Penalties/Yards 103/934

Fumbles/Ball Lost 23/7

### Touchdowns

Rushing 39

Passing 14

Returns 20

Score By Periods

Team 36

Opponents 57

### Scoring

N.Folk 0

B.Edwards 7

S.Holmes 6

L.Tomlinson 6

D.Keller 5

M.Sanchez 3

B.Smith 3

J.Cotchery 2

S.Greene 2

D.Lowery 2

K.Clemens 1

M.Cole 1

J. Conner 1

T.Pryce 0

J.Taylor 0

Team 39

Opponents 36

2-Pt. Conversions: Team 1/ 1, Opponents: 0/ 1

Sacks: B.Thomas 6.0, C.Pace 5.5, J.Taylor 5.0, S.Ellis 4.5, D.Coleman 4.0, D.Harris 3.0, J.Ihedigbo 3.0, D.Lowery 2.0, S.Pouha 2.0, M.Dixon 1.0, B.Pool 1.0, T.Pryce 1.0, B.Scott 1.0, E.Smith 1.0 Team: 40.0, Opponents: 28.0

Passing Att Cmp Yds Cmp% Yds/Att TD

M.Sanchez 507 278 3291 54.8% 6.5 17

M.Brunell 13 7 117 53.8% 9.0 2

B.Smith 3 2 6 66.7% 2.0 1

K.Clemens 2 1 6 50.0% 3.0 0

Team 525 288 3420 54.9% 6.5 20

Opponents 531 269 3454 50.7% 6.5 24

Baltimore Ravens

New England Patriots

at Miami Dolphins

at Buffalo Bills

Minnesota Vikings

at Denver Broncos

Green Bay Packers

at Detroit Lions

at Cleveland Browns

Houston Texans

Cincinnati Bengals

at New England Patriots

Miami Dolphins

at Pittsburgh Steelers

at Chicago Bears

Buffalo Bills

Jets Opponent

307 272

118 70

171 169

18 33

93/235 81/219

39.6% 37.0%

5/14 4/6

35.7% 66.7%

32:03 27:57

5616 4664

351.0 291.5

1087 979

5.2 4.8

2374 1454

148.4 90.9

534 408

3242 3210

202.6 200.6

28/178 40/244

3420 3454

525/288 531/269

54.9% 50.7%

14 12

84/42.6 97/45.2

38.1 39.0

103/934 74/679

23/7 25/18

39 36

14 11

20 24

5 1

Score By Periods

Team 36

Opponents 57

Scoring

N.Folk 0

B.Edwards 7

S.Holmes 6

L.Tomlinson 6

D.Keller 5

M.Sanchez 3

B.Smith 3

J.Cotchery 2

S.Greene 2

D.Lowery 2

K.Clemens 1

M.Cole 1

J. Conner 1

T.Pryce 0

J.Taylor 0

Team 39

Opponents 36

2-Pt. Conversions: Team 1/ 1, Opponents: 0/ 1

Sacks: B.Thomas 6.0, C.Pace 5.5, J.Taylor 5.0, S.Ellis 4.5, D.Coleman 4.0, D.Harris 3.0, J.Ihedigbo 3.0, D.Lowery 2.0, S.Pouha 2.0, M.Dixon 1.0, B.Pool 1.0, T.Pryce 1.0, B.Scott 1.0, E.Smith 1.0 Team: 40.0, Opponents: 28.0

Passing Att Cmp Yds Cmp% Yds/Att TD

M.Sanchez 507 278 3291 54.8% 6.5 17

M.Brunell 13 7 117 53.8% 9.0 2

B.Smith 3 2 6 66.7% 2.0 1

K.Clemens 2 1 6 50.0% 3.0 0

Team 525 288 3420 54.9% 6.5 20

Opponents 531 269 3454 50.7% 6.5 24

## Rushing

L.Tomlinson

S.Greene

B.Smith

J.McKnight

M.Sanchez

J.Conner

S.Holmes

S.Weatherford

T.Richardson

K.Clemens

B.Edwards

J.Cotchery

Team

Opponents

Receiving

D.Keller

B.Edwards

S.Holmes

L.Tomlinson

J.Cotchery

S.Greene

T.Richardson

B.Smith

J.McKnight

P.Turner

J.Conner

D.Clowney

B.Hartssock

J.Cumberland

Team

Opponents

Interceptions

D.Lowery

A.Cromartie

M.Cole

J.Leonhard

C.Pace

D.Coleman

B.Pool

Team

Opponents

Punting

S.Weatherford

Team

Opponents

Punt Returns

J.Leonhard

K.Wilson

J.Cotchery

A.Cromartie

S.Holmes

J.McKnight

M.Cole

Team

Opponents

Kickoff Returns

B.Smith

J.McKnight

J.Conner

D.Lowery

K.Wilson

R.Turner

M.Mulligan

A.Cromartie

Team

Opponents

Field Goals

N.Folk

Team

Opponents

Fumbles Lost: S.Greene 2, S.Holmes 2, B.Edwards 1, B.Smith 1, M.Sanchez 1 Total: 7

Opponent Fumble Recoveries: S.Pouha 3, D.Lowery 2, D.Revis 2, J.Taylor 2, A.Cromartie 1, D.Harris 1, J.Leonhard 1, B.Pool 1, B.Scott 1, B.Thomas 1, J.Westerman 1 Total: 16

TD% Int Int% Long Sk/Yds Rating

3.4% 13 2.6% 74t 27/171 75.3

15.4% 1 7.7% 52t 1/7 92.0

33.3% 0 0.0% 3t 0/0 109.7

0.0% 0 0.0% 6 0/0 56.3

3.8% 14 2.7% 74t 28/178 76.5

4.5% 12 2.3% 50 40/244 77.1

No. Yds Avg Long TD

219 914 4.2 31 6

185 766 4.1 23t 2

38 299 7.9 53t 1

39 189 4.8 18 0

30 105 3.5 20 3

8 44 5.5 16t 1

2 17 8.5 14 0

1 17 17.0 17 0

5 13 2.6 4 0

2 9 4.5 10t 1

1 4 4.0 4 0

4 -3 -0.8 4 0

534 2374 4.4 53t 14

408 1454 3.6 32 11

No. Yds Avg Long TD

55 687 12.5 41 5

53 904 17.1 74t 7

52 746 14.3 52 6

52 368 7.1 21 0

41 433 10.6 49 2

16 120 7.5 15 0

5 31 6.2 14 0

4 44 11.0 23 0

3 20 6.7 9 0

2 26 13.0 21 0

2 9 4.5 7 0

1 22 22.0 22 0

1 7 7.0 7 0

1 3 3.0 3 0

288 3420 11.9 74t 20

269 3454 12.8 50 24

No. Yds Avg Long TD

3 87 29.0 41 2

3 7

# 2010 DEFENSIVE & SPECIAL TEAMS STATISTICS

## DEFENSIVE STATISTICS

Player	Totals	Tackles	Assists	TFL	Sacks	Yds	QH	INT	Yds	PD	FF	FR	Yds
David Harris	119	90	29	4	3.0	23	14	-	-	2	1	1	0
Bart Scott	94	66	28	7	1.0	10	13	-	-	1	1	1	0
Jim Leonhard*	66	47	19	1	-		3	1	2	6	-	1	
Brodney Pool	63	35	28	1	1.0	6	2	1	0	9	1	1	6
Eric Smith	57	37	20	-	1.0	4	3	-	-	4	-	-	-
Calvin Pace	56	36	20	4	5.5	21.5	8	1	1	3	1	-	-
Mike DeVito	46	33	13	5	-		6	-	-	1	2	-	-
Sione Pouha	46	30	16	3	2.0	14.5	4	-	-	4	-	3	2
Antonio Cromartie	42	40	2	-	-		-	3	75	18	-	1	0
Bryan Thomas	41	28	13	5	6.0	31	6	-	-	1	1	1	16
Darrelle Revis	35	28	7	-	-		-	-	-	13	-	2	10
Jason Taylor	35	17	18	8	5.0	23	8	-	-	6	2	2	0
Drew Coleman	34	31	3	3	4.0	35	3	1	0	5	5	-	-
Shaun Ellis	27	18	9	3	4.5	29.5	11	-	-	-	1	-	-
Dwight Lowery	21	14	7	-	2.0	11	2	3	87	6	-	2	2
Kyle Wilson	19	16	3	-	-		4	-	-	5	-	-	-
Vernon Gholston	13	9	4	2	-		3	-	-	-	-	-	-
Marquice Cole	10	10	-	-	-		-	2	49	7	-	-	-
James Ihedigbo	10	8	2	-	3.0	21	2	-	-	-	-	-	-
Marcus Dixon	4	4	0	-	1.0	10	-	-	-	-	-	-	-
Josh Mauga	4	2	2	1	-		1	-	-	-	-	-	-
Jamaal Westerman	3	3	0	1	-		-	-	-	-	-	1	0
Trevor Pryce	3	2	1	-	1.0	6	12	-	-	-	-	-	-
Matt Kroul	2	1	1	-	-		-	-	-	-	-	-	-
Lance Laury	1	1	-	-	-		1	-	-	1	-	-	-
Emanuel Cook	1	1	-	-	-		1	-	-	-	1	-	-
Jarron Gilbert	1	1	-	1	-		-	-	-	-	-	-	-
Wayne Hunter	1	-	1	-	-		-	-	-	-	-	-	-
Kris Jenkins*	1	-	1	-	-		-	-	-	-	-	-	-
Howard Green	-	-	-	-	-		1	-	-	-	1	-	-
<b>TOTALS</b>	<b>855</b>	<b>608</b>	<b>247</b>	<b>49</b>	<b>40.0</b>	<b>245</b>	<b>108</b>	<b>12</b>	<b>214</b>	<b>92</b>	<b>17</b>	<b>16</b>	<b>36</b>

**Miscellaneous Tackles:** 14 (2 - Braylon Edwards, 11/7, 11/14, 2 - D'Brickashaw Ferguson, 10/17, 12/12, 2 - Santonio Holmes, 11/7, 12/12, Jerricho Cotchery, 10/31, Shonn Greene, 11/25, Dustin Keller 10/31, Nick Mangold, 10/17, Brandon Moore, 10/17, Mark Sanchez, 11/21, Matt Slauson, 10/31, P. Turner, 11/21)

**Forced Fumbles:** None

**Own Fumble Recoveries:** 9 (3 - Mark Sanchez, 11/7, Jerricho Cotchery, 10/31, D'Brickashaw Ferguson, 12/12, Brandon Moore, 12/12, LaDainian Tomlinson, 10/31, Kyle Wilson, 9/13, Damien Woody, 11/7)

**Touchdowns:** 3 (Dwight Lowery 26-yd int, 10/11, Dwight Lowery 20-yd int, 12/26, Marquice Cole 35-yd int, 1/2)

## SPECIAL TEAMS TACKLES

Player	Totals	Tackles	Assists	Player	Totals	Tackles	Assists
Lance Laury	28	19	9	Vernon Gholston	5	3	2
James Ihedigbo	27	15	12	Dwight Lowery	4	2	2
Brad Smith	19	15	4	Kyle Wilson	3	1	2
Josh Mauga	15	11	4	Brodney Pool	2	2	-
Eric Smith	15	11	4	Isaiah Trufant	2	2	-
Marquice Cole	14	13	1	Robert Turner	2	1	1
Drew Coleman	10	8	2	Tanner Purdum	2	-	2
Joe McKnight	8	6	2	<i>Danny Woodhead</i>	<i>1</i>	<i>1</i>	-
John Conner	8	5	3	<i>David Clowney</i>	<i>1</i>	-	<i>1</i>
Jamaal Westerman	8	5	3	<i>Kenwin Cummings</i>	<i>1</i>	-	<i>1</i>
Jim Leonhard*	6	5	1	Nick Folk	1	-	1
Emanuel Cook	5	5	-	<b>TOTALS</b>	<b>187</b>	<b>130</b>	<b>57</b>

## SPECIAL TEAMS BIG PLAYS

**Touchdowns (2):** Brad Smith (vs. CIN, 11/25) Brad Smith (at PIT, 12/19)  
**Blocked Punts (1):** Eric Smith (at MIA, 9/27)  
**Blocked Punt Returns (0)**  
**Blocked Field Goals (0)**  
**Blocked FG Returns (0)**  
**Blocked Extra Point (0)**  
**Forced Fumbles (0)**  
**Fumble Recoveries (2):** James Ihedigbo (vs. CIN, 11/25) Lance Laury (at BUF, 10/3)

**Key:** TFL= Tackles for Loss, QH = Quarterback Hurries; INT = Interception; FF = Forced Fumble; FR = Fumble Recovery; PD = Pass Defensed, **Italics** = Player did not finish season with team, \* = Injured Reserve

# 2010 FINAL STANDINGS

## AMERICAN FOOTBALL CONFERENCE

### AFC EAST

Team	W	L	T	Pct	PF	PA	Home	Road	Div	Conf	Streak
*- New England Patriots	14	2	0	0.875	518	313	8-0-0	6-2-0	5-1-0	10-2-0	Won 8
y- New York Jets	11	5	0	0.688	367	304	5-3-0	6-2-0	4-2-0	9-3-0	Won 1
Miami Dolphins	7	9	0	0.438	273	333	1-7-0	6-2-0	2-4-0	5-7-0	Lost 3
Buffalo Bills	4	12	0	0.250	283	425	2-6-0	2-6-0	1-5-0	3-9-0	Lost 2

### AFC NORTH

Team	W	L	T	Pct	PF	PA	Home	Road	Div	Conf	Streak
z- Pittsburgh Steelers	12	4	0	0.750	375	232	5-3-0	7-1-0	5-1-0	9-3-0	Won 2
y- Baltimore Ravens	12	4	0	0.750	357	270	7-1-0	5-3-0	4-2-0	9-3-0	Won 4
Cleveland Browns	5	11	0	0.313	271	332	3-5-0	2-6-0	1-5-0	3-9-0	Lost 4
Cincinnati Bengals	4	12	0	0.250	322	395	3-5-0	1-7-0	2-4-0	3-9-0	Lost 1

### AFC SOUTH

Team	W	L	T	Pct	PF	PA	Home	Road	Div	Conf	Streak
z- Indianapolis Colts	10	6	0	0.625	435	388	6-2-0	4-4-0	4-2-0	8-4-0	Won 4
Jacksonville Jaguars	8	8	0	0.500	353	419	5-3-0	3-5-0	3-3-0	7-5-0	Lost 3
Houston Texans	6	10	0	0.375	390	427	4-4-0	2-6-0	3-3-0	5-7-0	Won 1
Tennessee Titans	6	10	0	0.375	356	339	3-5-0	3-5-0	2-4-0	3-9-0	Lost 2

### AFC WEST

Team	W	L	T	Pct	PF	PA	Home	Road	Div	Conf	Streak
z- Kansas City Chiefs	10	6	0	0.625	366	326	7-1-0	3-5-0	2-4-0	6-6-0	Lost 1
San Diego Chargers	9	7	0	0.563	441	322	6-2-0	3-5-0	3-3-0	7-5-0	Won 1
Oakland Raiders	8	8	0	0.500	410	371	5-3-0	3-5-0	6-0-0	6-6-0	Won 1
Denver Broncos	4	12	0	0.250	344	471	3-5-0	1-7-0	1-5-0	3-9-0	Lost 1

## NATIONAL FOOTBALL CONFERENCE

### NFC EAST

Team	W	L	T	Pct	PF	PA	Home	Road	Div	Conf	Streak
z- Philadelphia Eagles	10	6	0	0.625	439	377	4-4-0	6-2-0	4-2-0	7-5-0	Lost 2
New York Giants	10	6	0	0.625	394	347	5-3-0	5-3-0	3-3-0	8-4-0	Won 1
Dallas Cowboys	6	10	0	0.375	394	436	2-6-0	4-4-0	3-3-0	4-8-0	Won 1
Washington Redskins	6	10	0	0.375	302	377	2-6-0	4-4-0	2-4-0	4-8-0	Lost 1

### AFC NORTH

Team	W	L	T	Pct	PF	PA	Home	Road	Div	Conf	Streak
z- Chicago Bears	11	5	0	0.688	334	286	5-3-0	6-2-0	5-1-0	8-4-0	Lost 1
y- Green Bay Packers	10	6	0	0.625	388	240	7-1-0	3-5-0	4-2-0	8-4-0	Won 2
Detroit Lions	6	10	0	0.375	362	369	4-4-0	2-6-0	2-4-0	5-7-0	Won 4
Minnesota Vikings	6	10	0	0.375	281	348	4-4-0	2-6-0	1-5-0	5-7-0	Lost 1

### AFC SOUTH

Team	W	L	T	Pct	PF	PA	Home	Road	Div	Conf	Streak
*- Atlanta Falcons	13	3	0	0.813	414	288	7-1-0	6-2-0	5-1-0	10-2-0	Won 1
y- New Orleans Saints	11	5	0	0.688	384	307	5-3-0	6-2-0	4-2-0	9-3-0	Lost 1
Tampa Bay Buccaneers	10	6	0	0.625	341	318	4-4-0	6-2-0	3-3-0	8-4-0	Won 2
Carolina Panthers	2	14	0	0.125	196	408	2-6-0	0-8-0	0-6-0	2-10-0	Lost 2

### AFC WEST

Team	W	L	T	Pct	PF	PA	Home	Road	Div	Conf	Streak
z- Seattle Seahawks	7	9	0	0.438	310	407	5-3-0	2-6-0	4-2-0	6-6-0	Won 1
St. Louis Rams	7	9	0	0.438	289	328	5-3-0	2-6-0	3-3-0	5-7-0	Lost 1
San Francisco 49ers	6	10	0	0.375	305	346	5-3-0	1-7-0	4-2-0	4-8-0	Won 1
Arizona Cardinals	5	11	0	0.313	289	434	4-4-0	1-7-0	1-5-0	3-9-0	Lost 1

x-Clinched playoff; y-Clinched Wild Card; z-Clinched Division; \*-Clinched Division and Homefield Advantage

#### WILD CARD PLAYOFFS

Saturday, January 8, 2011  
 New York Jets 17, INDIANAPOLIS 16  
 SEATTLE 41, New Orleans 36  
 Sunday, January 9, 2011  
 Baltimore 30, KANSAS CITY 7  
 Green Bay 21, PHILADELPHIA 16

#### DIVISIONAL PLAYOFFS

Saturday, January 15, 2011  
 PITTSBURGH 31, Baltimore 24  
 Green Bay 48, ATLANTA 21  
 Sunday, January 16, 2011  
 New York Jets 28, NEW ENGLAND 21  
 CHICAGO 35, Seattle 24

#### CONFERENCE CHAMPIONSHIPS

Sunday, January 23, 2011  
 PITTSBURGH 24, New York Jets 19  
 Green Bay 21, CHICAGO 14  
**SUPER BOWL XLV**  
 Sunday, February 6, 2011  
 GREEN BAY 31, Pittsburgh 25

# 2010 SUPERLATIVES

## JETS SINGLE-GAME TEAM HIGHS & LOWS

	HIGH		LOW	
Yards/First Downs				
Total Net Yards	456	at CLV 11/14	176	vs. BLT 9/13
Total Plays	91	at CLV 11/14	44	vs. BLT 9/13
First Downs	28	at CLV 11/14	6	vs. BLT 9/13
Rushing				
Rushing Yards	276	vs. BUF 1/2	87	vs. MIA 12/12
Rushing Attempts	50	vs. BUF 1/2	21	vs. BLT 9/13
Average Gain/Rush	5.6	at BUF 10/3	2.8	vs. MIA 12/12
Passing				
Net Passing Yards	327	at DET 11/7	60	vs. BLT 9/13
Pass Attempts	44	three last, vs. MIA 12/12	15	vs. BUF 1/2
Pass Completions	27	at CLV 11/14	8	vs. BUF 1/2
Average Gain/Pass	9.1	at MIA 9/26	2.6	vs. BLT 9/13
Passes Intercepted	3	at NE 12/6	0	six, last at PIT 12/19
Sacks Allowed	6	vs. MIA 12/12	0	three, last at CHI 12/26
Fumbles				
Fumbles Lost	1	seven, last at CHI 12/26	0	nine, last vs. BUF 1/2
Penalties				
Penalties	14	vs. BLT 9/13	3	three, last vs. BUF 1/2
Yards Penalized	125	vs. BLT 9/13	19	at PIT 12/19
Points/Time Of Possession				
Points	38	twice last, vs. BUF 1/2	0	vs. GB, 10/31
Touchdowns	5	twice last, vs. BUF 1/2	0	four, last vs. MIA 12/12
Time of Possession	47:08	at CLV 11/14	21:28	vs. BLT 9/13

## JETS SINGLE-GAME INDIVIDUAL BESTS

<b>Rushing</b>		
Yards Rushing	158	Joe McKnight vs. BUF 1/2
Rushing Attempts	32	Joe McKnight vs. BUF 1/2
Longest Run	53	Brad Smith vs. CIN 11/25
Longest TD Run	53	Brad Smith vs. CIN 11/25
<b>Passing</b>		
Yards Passing (gross)	336	Mark Sanchez at DET 11/7
Passes Attempted	44	three, last, Sanchez vs. MIA 12/12
Passes Completed	27	Mark Sanchez at CLV 11/14
TD Passes	3	three, last, Sanchez vs. HST 11/21
<b>Receiving</b>		
Yards Receiving	126	Santonio Holmes vs. HST 11/21
Receptions	8	Braylon Edwards at PIT 12/19
Longest Completion	74	M. Sanchez to Braylon Edwards at DET 11/7
Longest TD Pass	74	M. Sanchez to Braylon Edwards at DET 11/7
<b>Special Teams/Defense</b>		
Longest Kick Return	97	Brad Smith at PIT 12/19
Longest Punt	61	twice, last, S. Weatherford vs. CIN 11/25
Longest Punt Return	32	Jim Leonhard vs. BLT 9/13
Longest Field Goal	56	Nick Folk at DEN 10/17
Longest FG Att.	61	Nick Folk at MIA 9/26
Most Tackles	12	David Harris at DEN 10/17
QB Sacks	2	Drew Coleman at PIT 12/19
Interceptions	2	Marquice Cole vs. BUF 1/2
Longest INT for a TD	35	Marquice Cole vs. BUF 1/2

## OPP. SINGLE-GAME TEAM HIGHS & LOWS

	HIGH		LOW	
Yards/First Downs				
Total Net Yards	436	at MIA 9/26	131	vs. MIA 12/12
Total Plays	75	vs. BLT 9/13	46	at BUF 10/3
First Downs	25	at PIT 12/19	6	twice, vs. BUF 1/2
Rushing				
Rushing Yards	146	at PIT 12/19	37	vs. BUF 1/2
Rushing Attempts	37	at DEN 10/17	16	at BUF 10/3
Average Gain/Rush	7.1	at BUF 10/3	1.4	vs. BLT 9/13
Passing				
Net Passing Yards	352	at MIA 9/26	30	vs. MIA 12/12
Pass Attempts	45	at MIA 9/26	19	vs. MIA 12/12
Pass Completions	26	at MIA 9/26	5	vs. MIA 12/12
Average Gain/Pass	9.5	at NE 12/6	1.3	vs. MIA 12/12
Passes Intercepted	4	vs. BUF 1/2	0	nine, last at PIT 12/19
Sacks Allowed	5	vs. MIA 12/12	1	three, last vs. HST 11/21
Fumbles				
Fumbles Lost	3	vs. MIA 12/12	0	six, last at CHI 12/26
Penalties				
Penalties	11	at DET 11/7	1	at NE 12/6
Yards Penalized	102	at DET 11/7	10	at NE 12/6
Points/Time Of Possession				
Points	45	at NE 12/6	7	vs. BUF 1/2
Touchdowns	6	at NE 12/6	0	vs. GB 10/31
Time of Possession	38:32	BLT 9/13	19:31	at BUF 10/3

## OPP. SINGLE-GAME INDIVIDUAL BESTS

<b>Rushing</b>		
Yards Rushing	113	Matt Forte at CHI 12/26
Rushing Attempts	22	Arian Foster vs. HST 11/21
Longest Run	32	Matt Forte at CHI 12/26
Longest TD Run	22	Matt Forte at CHI 12/26
<b>Passing</b>		
Yards Passing (gross)	363	Chad Henne at MIA 9/26
Passes Attempted	44	twice, last, B. Roethlisberger at PIT 12/19
Passes Completed	26	Chad Henne at MIA 9/26
TD Passes	4	Tom Brady at NE 12/6
<b>Receiving</b>		
Yards Receiving	166	Brandon Marshall at MIA 9/26
Receptions	10	Brandon Marshall at MIA 9/26
Longest Completion	50	T. Brady to D. Woodhead at NE 12/6
Longest TD Pass	43	M. Schaub to J. Dreesen vs. HST 11/21
<b>Special Teams/Defense</b>		
Longest Kick Return	44	Percy Harvin vs. MIN 10/11
Longest Punt	69	Brandon Fields vs. MIA 12/12
Longest Punt Return	38	Devin Hester at CHI 12/26
Longest Field Goal	59	Matt Prater at DEN 10/17
Longest FG Att.	59	Matt Prater at DEN 10/17
Most Tackles	13	three, last, A. Ayodele vs. BUF 1/2
QB Sacks	2	four, last, C. Wake vs. MIA 12/12
Interceptions	1	14, last, J. Byrd vs. BUF 1/2
Longest INT for a TD	37	Jairus Byrd vs. BUF 1/2

# 2010 GAME-BY-GAME STATISTICS

## JETS OFFENSE

Game	First Downs				Offense				Net Passing					Net Rushing				Pen		Fum		T.O.P.
	T	R	P	PN	AT	YDS	AVG.	A	C	I	YDS	TD	SK	AT	YDS	AVG	TD	NO	YDS	NO	LST	
vs. BLT 9/13	6	3	2	1	44	176	4.0	21	10	0	60	0	2	21	116	5.5	0	14	125	3	1	21:28
vs. NE 9/19	23	6	14	3	65	336	5.2	30	21	0	200	3	3	32	136	4.3	0	6	58	0	0	32:32
at MIA 9/26	20	7	11	2	57	402	7.1	28	15	0	256	3	0	29	146	5.0	1	9	81	0	0	27:12
at BUF 10/4	25	11	13	1	75	444	5.9	26	16	0	171	3	0	49	273	5.6	2	4	30	1	0	40:29
vs. MIN 10/11	20	8	12	0	78	328	4.2	44	21	0	173	0	2	32	155	4.8	1	6	55	1	0	33:55
at DEN 10/17	17	7	9	1	62	319	5.1	30	17	2	190	1	2	30	129	4.3	2	6	74	1	1	29:37
vs. GB 10/31	15	3	11	1	69	360	5.2	38	16	2	241	0	2	29	119	4.1	0	7	55	3	1	31:23
at DET 11/7	23	5	15	3	70	437	6.2	39	22	1	327	1	1	30	110	3.7	1	11	99	5	1	29:32
at CLV 11/14	28	12	14	2	91	456	5.0	44	27	1	284	2	2	45	172	3.8	1	9	70	0	0	47:08
vs. HST 11/21	22	7	13	2	72	401	5.6	38	22	1	298	3	3	31	103	3.3	0	4	39	1	1	34:19
vs. CIN 11/25	18	8	9	1	67	319	4.8	28	16	1	149	1	2	37	170	4.6	1	8	64	0	0	33:29
at NE 12/6	18	8	10	0	65	301	4.6	33	17	3	149	0	1	31	152	4.9	0	4	56	1	0	28:59
vs. MIA 12/12	14	4	10	0	81	280	3.5	44	17	1	193	0	6	31	87	2.8	0	6	50	4	1	33:48
at PIT 12/19	17	8	8	1	57	276	4.8	29	19	0	170	0	1	27	106	3.9	1	3	19	0	0	28:42
at CHI 12/26	24	11	13	0	68	393	5.8	38	24	1	269	1	0	30	124	4.1	2	3	34	3	1	33:51
vs. BUF 1/2	17	10	7	0	66	388	5.9	15	8	1	112	2	1	50	276	5.5	2	3	25	0	0	35:35
<b>Total</b>	<b>307</b>	<b>118</b>	<b>171</b>	<b>18</b>	<b>1,087</b>	<b>5,616</b>	<b>5.2</b>	<b>525</b>	<b>288</b>	<b>14</b>	<b>3,242</b>	<b>20</b>	<b>28</b>	<b>534</b>	<b>2,374</b>	<b>4.4</b>	<b>14</b>	<b>103</b>	<b>934</b>	<b>23</b>	<b>7</b>	<b>32:03</b>

## JETS DEFENSE

Game	First Downs				Offense				Net Passing					Net Rushing				Pen		Fum		T.O.P.
	T	R	P	PN	AT	YDS	AVG.	A	C	I	YDS	TD	SK	AT	YDS	AVG	TD	NO	YDS	NO	LST	
vs. BLT 9/13	20	2	12	6	75	282	3.8	38	20	1	233	0	2	35	49	1.4	1	5	38	2	2	38:32
vs. NE 9/19	20	5	11	4	57	291	5.1	36	20	2	239	2	1	20	52	2.6	0	6	79	1	1	27:28
at MIA 9/26	24	3	20	1	70	436	6.2	45	26	1	352	2	2	23	84	3.7	0	6	52	1	0	32:48
at BUF 10/4	12	5	6	1	46	223	4.8	27	12	0	109	2	3	16	114	7.1	0	3	32	2	2	19:31
vs. MIN 10/11	16	3	12	1	62	336	5.4	34	14	1	240	3	4	24	96	4.0	0	8	51	3	2	26:05
at DEN 10/17	21	7	10	4	72	346	4.8	34	14	0	201	1	1	37	145	3.9	1	5	81	3	2	30:23
vs. GB 10/31	13	2	10	1	62	237	3.8	34	15	0	156	0	2	26	81	3.1	0	3	15	0	0	28:37
at DET 11/7	21	3	12	6	67	306	4.6	37	20	0	228	2	2	28	78	2.8	1	11	102	1	0	32:46
at CLV 11/14	19	6	11	2	59	303	5.1	31	18	0	196	1	3	25	107	4.3	1	4	52	2	2	27:36
vs. HST 11/21	17	5	12	0	60	343	5.7	33	19	0	246	1	1	26	97	3.7	2	3	25	1	1	25:41
vs. CIN 11/25	13	1	10	2	62	163	2.6	39	17	2	117	1	3	20	46	2.3	0	2	25	1	1	26:31
at NE 12/6	23	8	13	2	58	405	7.0	29	21	0	304	4	3	26	101	3.9	2	1	10	0	0	31:01
vs. MIA 12/12	6	2	3	1	56	131	2.3	19	5	0	30	1	5	32	101	3.2	0	5	36	3	3	26:12
at PIT 12/19	25	10	14	1	72	378	5.3	44	23	0	232	1	3	25	146	5.8	1	3	35	2	0	31:18
at CHI 12/26	16	7	8	1	54	322	6.0	25	13	1	202	3	2	27	120	4.4	2	6	31	0	0	26:09
vs. BUF 1/2	6	1	5	0	47	162	3.4	26	12	4	125	0	3	18	37	2.1	0	3	15	3	2	24:25
<b>Total</b>	<b>272</b>	<b>70</b>	<b>169</b>	<b>33</b>	<b>979</b>	<b>4,664</b>	<b>4.8</b>	<b>531</b>	<b>269</b>	<b>12</b>	<b>3,210</b>	<b>24</b>	<b>40</b>	<b>408</b>	<b>1,454</b>	<b>3.6</b>	<b>11</b>	<b>74</b>	<b>679</b>	<b>25</b>	<b>18</b>	<b>27:57</b>

## QUARTER-BY-QUARTER SCORING

Date	Opp.	W-L	JETS					Total	OPPONENTS					Total
			1ST	2ND	3RD	4TH	OT		1ST	2ND	3RD	4TH	OT	
9/13	vs. BLT	L	3	3	0	3	0	9	0	7	3	0	0	10
9/19	vs. NE	W	0	10	11	7	0	28	0	14	0	0	0	14
9/26	at MIA	W	7	7	7	10	0	31	0	10	10	3	0	23
10/3	at BUF	W	7	10	21	0	0	38	0	7	0	7	0	14
10/11	vs. MIN	W	3	6	6	14	0	29	0	0	7	13	0	20
10/17	at DEN	W	0	7	3	14	0	24	0	10	7	3	0	20
10/31	vs. GB	L	0	0	0	0	0	0	3	0	0	6	0	9
11/7	at DET	W	0	10	0	10	3	23	7	0	6	7	0	20
11/14	at CLV	W	3	14	0	3	6	26	10	3	0	7	0	20
11/21	vs. HST	W	3	10	7	10	0	30	0	7	0	20	0	27
11/25	vs. CIN	W	0	3	14	9	0	26	0	7	0	3	0	10
12/6	at NE	L	0	3	0	0	0	3	17	7	7	14	0	45
12/12	vs. MIA	L	0	3	0	3	0	6	10	0	0	0	0	10
12/19	at PIT	W	7	3	7	5	0	22	0	10	7	0	0	17
12/26	at CHI	L	0	24	7	3	0	34	10	7	21	0	0	38
1/2	vs. BUF	W	3	14	7	14	0	38	0	0	7	0	0	7
<b>Totals</b>		<b>11-5</b>	<b>36</b>	<b>127</b>	<b>90</b>	<b>105</b>	<b>9</b>	<b>367</b>	<b>57</b>	<b>89</b>	<b>75</b>	<b>83</b>	<b>0</b>	<b>304</b>

# 2010 GAME-BY-GAME STARTERS

## JETS OFFENSE

Game	QB	RB	FB	TE	WR	WR	LT	LG	C	RG	RT
vs. BLT 9/13	Sanchez	Greene	Mulligan (TE)	Keller	Cotchery	Edwards	Ferguson	Slauson	Mangold	Moore	Woody
vs. NE 9/19	Sanchez	Greene	Hartsock (TE)	Keller	Cotchery	Edwards	Ferguson	Slauson	Mangold	Moore	Woody
at MIA 9/26	Sanchez	Tomlinson	Richardson	Keller	Cotchery	B. Smith	Ferguson	Slauson	Mangold	Moore	Woody
at BUF 10/4	Sanchez	Tomlinson	Richardson	Keller	Hartsock (TE)	Edwards	Ferguson	Slauson	Mangold	Moore	Woody
vs. MIN 10/11	Sanchez	Tomlinson	Richardson	Keller	Cotchery	Edwards	Ferguson	Slauson	Mangold	Moore	Woody
at DEN 10/17	Sanchez	Tomlinson	Richardson	Hartsock	Hunter (TE)	Edwards	Ferguson	Slauson	Mangold	Moore	Woody
vs. GB 10/31	Sanchez	Tomlinson	Richardson	Keller	Holmes	Edwards	Ferguson	Slauson	Mangold	Moore	Woody
at DET 11/7	Sanchez	Tomlinson	Richardson	Keller	Holmes	Edwards	Ferguson	Slauson	Mangold	Moore	Woody
at CLV 11/14	Sanchez	Tomlinson	Richardson	Hartsock	Holmes	Edwards	Ferguson	Slauson	Mangold	Moore	Woody
vs. HST 11/21	Sanchez	Tomlinson	Richardson	Keller	Holmes	Edwards	Ferguson	Slauson	Mangold	Moore	Woody
vs. CIN 11/25	Sanchez	Tomlinson	B. Smith (WR)	Keller	Holmes	Edwards	Ferguson	Slauson	Mangold	Moore	Woody
at NE 12/6	Sanchez	Tomlinson	Cotchery (WR)	Keller	Holmes	Edwards	Ferguson	Slauson	Mangold	Moore	Woody
vs. MIA 12/12	Sanchez	Tomlinson	Richardson	Keller	Holmes	Edwards	Ferguson	Slauson	Mangold	Moore	Woody
at PIT 12/19	Sanchez	Tomlinson	Hartsock (TE)	Keller	Holmes	Edwards	Ferguson	Slauson	Mangold	Moore	Hunter
at CHI 12/26	Sanchez	Tomlinson	Richardson	Hartsock	Holmes	Edwards	Ferguson	Slauson	Mangold	Moore	Hunter
vs. BUF 1/2	Sanchez	McKnight	Hartsock (TE)	Keller	Holmes	Edwards	Ferguson	Slauson	Mangold	Moore	Hunter
at IND 1/8	Sanchez	Tomlinson	Richardson	Keller	Holmes	Edwards	Ferguson	Slauson	Mangold	Moore	Woody
at NE 1/16	Sanchez	Tomlinson	Hartsock (TE)	Keller	Holmes	Edwards	Ferguson	Slauson	Mangold	Moore	Hunter
at PIT 1/23	Sanchez	Tomlinson	Hartsock (TE)	Keller	Cotchery	Edwards	Ferguson	Slauson	Mangold	Moore	Hunter

## JETS DEFENSE

Game	END	NT	T	OLB	WILL	MIKE	OLB	CB	S	S	CB
vs. BLT 9/13	Ellis	Jenkins	Pouha	Thomas	Scott	Harris	Wilson (CB)	Revis	Leonhard	E. Smith	Cromartie
vs. NE 9/19	Ellis	Pouha	Taylor (OLB)	Thomas	Scott	Harris	Wilson (CB)	Revis	Leonhard	E. Smith	Cromartie
at MIA 9/26	Ellis	Pouha	DeVito	Thomas	Scott	Harris	Taylor	Wilson	Leonhard	E. Smith	Cromartie
at BUF 10/4	Ellis	Pouha	DeVito	Thomas	Scott	Harris	Taylor	Coleman	Leonhard	Pool	Cromartie
vs. MIN 10/11	Ellis	Pouha	DeVito	Thomas	Scott	Harris	Pace	Revis	Leonhard	Pool	Cromartie
at DEN 10/17	Ellis	Pouha	Taylor	Coleman (CB)	Scott	Harris	Pace	Revis	Leonhard	Pool	Cromartie
vs. GB 10/31	Ellis	Pouha	DeVito	Thomas	Scott	Harris	Pace	Revis	Leonhard	Pool	Cromartie
at DET 11/7	Ellis	Pouha	Gholston	Thomas	Scott	Harris	Coleman (CB)	Revis	Leonhard	Pool	Cromartie
at CLV 11/14	Ellis	Pouha	DeVito	Wilson (CB)	Scott	Harris	Pace	Revis	Leonhard	Pool	Cromartie
vs. HST 11/21	Ellis	Pouha	DeVito	Wilson (CB)	Scott	Harris	Pace	Revis	Leonhard	Pool	Cromartie
vs. CIN 11/25	Ellis	Pouha	DeVito	Thomas	Scott	Harris	Pace	Revis	Leonhard	E. Smith	Cromartie
at NE 12/6	Ellis	Pouha	Coleman (CB)	Thomas	Scott	Harris	Pace	Revis	E. Smith	Pool	Cromartie
vs. MIA 12/12	Ellis	Pouha	DeVito	Thomas	Scott	Harris	Pace	Revis	E. Smith	Pool	Cromartie
at PIT 12/19	Ellis	Pouha	DeVito	Thomas	Scott	Harris	Pace	Revis	Lowery	Pool	Cromartie
at CHI 12/26	Ellis	Pouha	DeVito	Thomas	Scott	Harris	Pace	Revis	Lowery	Pool	Cromartie
vs. BUF 1/2	Gholston	DeVito	Dixon	Taylor	Scott	Harris	Pace	Cole	Lowery	Pool	Wilson
at IND 1/8	Ellis	Pouha	DeVito	Thomas	Scott	Harris	Coleman (CB)	Revis	E. Smith	Pool	Cromartie
at NE 1/16	Ellis	Pouha	DeVito	Thomas	Scott	Harris	Coleman (CB)	Revis	E. Smith	Pool	Cromartie
at PIT 1/23	Ellis	Pouha	DeVito	Thomas	Scott	Harris	Pace	Revis	E. Smith	Pool	Cromartie

# 2010 PARTICIPATION

Name	BLT	NE	MIA	BUF	MIN	DEN	GB	DET	CLV	HST	CIN	NE	MIA	PIT	CHI	BUF	IND	NE	PIT	GP/GS/DNP/IA
Brown, P	IA	IA	waived	NWT	NWT	NWT	NWT	NWT	NWT	NWT	NWT	NWT	NWT	NWT	NWT	NWT	NWT	NWT	NWT	0/0/2
Brunell, M	DNP	DNP	DNP	X	DNP	DNP	DNP	DNP	DNP	DNP	DNP	DNP	DNP	DNP	DNP	X	DNP	DNP	DNP	2/0/14/0
Clemens, C	3-QB	3-QB	3-QB	3-QB	3-QB	3-QB	3-QB	3-QB	3-QB	3-QB	3-QB	3-QB	3-QB	3-QB	3-QB	X	3-QB	3-QB	3-QB	1/0/0/15
Clowney, D	NWT	X	X	X	waived	NWT	NWT	NWT	NWT	NWT	NWT	NWT	NWT	NWT	NWT	NWT	NWT	NWT	NWT	3/0/0/0
Cole, M	X	X	X	X	X	X	X	X	IA	IA	IA	X	IA	X	X	CB	X	X	X	12/1/0/4
Coleman, D	X	X	X	CB	X	CB	X	CB	X	X	X	CB	X	X	X	X	CB	CB	X	16/4/0/0
Coles, L	NWT	NWT	NWT	NWT	NWT	NWT	NWT	NWT	NWT	NWT	NWT	NWT	IA	NWT	NWT	NWT	NWT	NWT	NWT	0/0/0/0
Cook, E	NWT	NWT	NWT	NWT	NWT	NWT	NWT	NWT	NWT	NWT	NWT	NWT	X	X	X	X	X	X	X	4/0/0/0
Conner, J	X	X	X	X	X	X	X	X	X	X	X	X	X	X	X	X	X	IA	IA	16/0/0/0
Cotchery, J	WR	WR	WR	X	WR	X	X	X	X	IA	IA	WR	X	X	X	X	X	X	WR	14/5/0/2
Cromartie, A	CB	CB	CB	CB	CB	CB	CB	CB	CB	CB	CB	CB	CB	CB	CB	IA	CB	CB	CB	15/15/0/1
Cumberland, J	IA	IA	IA	IA	IA	IA	IA	IA	IA	IA	IA	IA	IA	IA	IA	X	IA	IA	IA	1/0/0/15
Cummings, K	DNP	X	IA	X	IA	X	PS	PS	PS	PS	PS	PS	PS	NWT	NWT	NWT	NWT	NWT	NWT	3/0/1/2
DeVito, M	X	X	DT	DT	DT	X	DT	X	DT	DT	DT	X	DT	DT	DT	NT	DT	DT	DT	16/11/0/0
Dixon, M	IA	IA	IA	IA	IA	IA	IA	IA	IA	IA	IA	IA	IA	X	X	T	IA	IA	IA	3/1/0/13
Ducasse, V	IA	IA	DNP	X	IA	IA	IA	IA	IA	IA	DNP	IA	IA	DNP	DNP	X	IA	X	DNP	2/0/4/10
Edwards, B	WR	WR	X	WR	WR	WR	WR	WR	WR	WR	WR	WR	WR	WR	WR	WR	WR	WR	WR	16/15/0/0
Ellis, S	END	END	END	END	END	END	END	END	END	END	END	END	END	END	END	DNP	END	END	END	16/16/0/0
Ferguson, D	LT	LT	LT	LT	LT	LT	LT	LT	LT	LT	LT	LT	LT	LT	LT	LT	LT	LT	LT	16/16/0/0
Folk, N	K	K	K	K	K	K	K	K	K	K	K	K	K	K	K	K	K	K	K	16/0/0/0
Gholston, V	X	X	X	X	X	X	X	T	X	X	X	X	X	X	X	END	IA	IA	IA	16/2/0/0
Gilbert, J	PS	PS	PS	PS	PS	PS	IA	IA	IA	PS	PS	PS	PS	IA	IA	X	IA	IA	IA	1/0/0/5
Green, H	NWT	IA	X	released	X	IA	released	NWT	NWT	NWT	NWT	NWT	NWT	NWT	NWT	NWT	NWT	NWT	NWT	2/0/2/0
Greene, S	RB	RB	X	X	X	X	X	X	X	X	X	X	X	X	X	IA	X	X	X	15/2/0/1
Harris, D	MIKE	MIKE	MIKE	MIKE	MIKE	MIKE	MIKE	MIKE	MIKE	MIKE	MIKE	MIKE	MIKE	MIKE	MIKE	MIKE	MIKE	MIKE	MIKE	16/16/0/0
Hartsock, B	X	TE	X	TE	X	X	X	X	TE	X	X	X	X	TE	TE	TE	X	TE	TE	16/6/0/0
Holmes, S	RS	RS	RS	RS	X	X	WR	WR	WR	WR	WR	WR	WR	WR	WR	WR	WR	WR	X	12/10/0/0
Hunter, W	X	X	IA	IA	X	TE	X	X	X	X	X	X	X	RT	RT	RT	X	RT	RT	14/4/0/2
Ihedigbo, J	X	X	X	X	X	X	X	X	X	X	X	X	IA	X	X	IA	X	X	X	14/0/0/2
Jenkins, K	NT	IR	IR	IR	IR	IR	IR	IR	IR	IR	IR	IR	IR	IR	IR	IR	IR	IR	IR	1/1/0/0
Keller, D	TE	TE	TE	TE	TE	TE	TE	TE	X	TE	TE	TE	TE	TE	X	TE	TE	TE	TE	16/14/0/0
Kroul, M	X	DNP	X	X	IA	IA	IA	IA	X	X	IA	IA	X	IA	IA	PS	PS	PS	PS	6/0/1/8
Laury, L	X	X	X	X	X	X	X	X	X	X	X	X	X	X	X	X	X	X	X	16/0/0/0
Leonhard, J	S	S	S	S	S	S	S	S	S	S	S	IR	IR	IR	IR	IR	IR	IR	IR	11/11/0/0
Lowery, D	X	X	X	X	X	X	X	X	X	IA	IA	X	X	S	S	S	X	X	X	14/3/0/2
Mangold, N	C	C	C	C	C	C	C	C	C	C	C	C	C	C	C	C	C	C	C	16/16/0/0
Mauga, J	PS	PS	PS	PS	PS	PS	X	X	IA	IA	X	X	X	X	X	X	X	X	X	8/0/0/2
McKnight, J	IA	IA	IA	X	IA	IA	IA	IA	X	X	X	X	X	X	X	RB	IA	X	X	9/1/0/7
Moore, B	RG	RG	RG	RG	RG	RG	RG	RG	RG	RG	RG	RG	RG	RG	RG	RG	RG	RG	RG	16/16/0/0
Mulligan, M	TE	X	X	X	X	X	X	X	IA	X	X	IA	IA	X	X	X	X	IA	IA	13/1/0/3
Pace, C	IA	IA	IA	IA	OLB	OLB	OLB	X	OLB	OLB	OLB	OLB	OLB	OLB	OLB	OLB	X	X	OLB	12/11/0/4
Pool, B	IA	X	X	S	S	S	S	S	S	S	X	S	S	S	S	S	S	S	S	14/12/0/1
Pouha, S	DT	NT	NT	NT	NT	NT	NT	NT	NT	NT	NT	NT	NT	NT	NT	X	NT	NT	NT	16/15/0/0
Pryce, T	NWT	NWT	NWT	X	X	X	X	X	X	X	X	X	X	IA	IA	DNP	X	X	X	10/0/1/2
Purdum, T	X	X	X	X	X	X	X	X	X	X	X	X	X	X	X	X	X	X	X	16/0/0/0
Revis, D	CB	CB	IA	IA	CB	CB	CB	CB	CB	CB	CB	CB	CB	CB	CB	IA	CB	CB	CB	13/13/0/3
Richardson, T	X	X	FB	FB	FB	FB	FB	FB	FB	FB	X	X	FB	X	FB	X	FB	X	X	16/10/0/0
Sanchez, M	QB	QB	QB	QB	QB	QB	QB	QB	QB	QB	QB	QB	QB	QB	QB	QB	QB	QB	QB	16/16/0/0
Scott, B	WILL	WILL	WILL	WILL	WILL	WILL	WILL	WILL	WILL	WILL	WILL	WILL	WILL	WILL	WILL	WILL	WILL	WILL	WILL	16/16/0/0
Slauson, M	LG	LG	LG	LG	LG	LG	LG	LG	LG	LG	LG	LG	LG	LG	LG	LG	LG	LG	LG	16/16/0/0
Smith, B	X	X	WR	X	X	X	X	X	X	X	WR	X	X	X	X	X	X	IA	X	16/2/0/0
Smith, E	S	S	S	X	X	X	X	X	X	X	S	S	S	IA	IA	IA	S	S	S	13/6/0/3
Taylor, J	X	OLB	OLB	OLB	X	T	X	X	X	X	X	X	X	X	X	OLB	X	X	X	16/5/0/0
Tevasseu, M	PS	PS	PS	PS	PS	PS	PS	PS	PS	PS	PS	PS	PS	PS	PS	PS	PS	PS	X	0/0/0/0
Thomas, B	OLB	OLB	OLB	OLB	OLB	X	OLB	OLB	X	OLB	OLB	OLB	OLB	OLB	OLB	X	OLB	OLB	OLB	16/12/0/0
Tomlinson, L	X	X	RB	RB	RB	RB	RB	RB	RB	RB	RB	RB	RB	RB	RB	IA	RB	RB	RB	15/13/0/1
Trufant, I	NWT	NWT	NWT	NWT	NWT	NWT	NWT	NWT	NWT	NWT	NWT	NWT	PS	PS	PS	X	IA	X	NWT	1/0/0/0
Turner, P	NWT	NWT	X	IA	PS	PS	PS	PS	PS	X	X	X	X	PS	PS	PS	PS	X	IA	5/0/0/1
Turner, R	X	X	X	X	X	X	X	X	X	X	X	X	X	X	X	X	X	X	X	16/0/0/0
Weatherford, S	P	P	P	P	P	P	P	P	P	P	P	P	P	P	P	P	P	P	P	16/0/0/0
Westerman, J	X	X	X	IA	IA	IA	IA	IA	X	X	IA	IA	IA	IA	IA	X	X	X	X	6/0/0/10
Wilson, K	CB	CB	CB	X	X	X	X	X	CB	CB	X	X	X	X	X	CB	X	X	X	16/6/0/0
Woodhead, D	X	waived	NWT	NWT	NWT	NWT	NWT	NWT	NWT	NWT	NWT	NWT	NWT	NWT	NWT	NWT	NWT	NWT	NWT	1/0/0/0
Woody, D	RT	RT	RT	RT	RT	RT	RT	RT	RT	RT	RT	RT	RT	IA	IA	IA	RT	IR	IR	13/13/0/3

Key: 3-QB=designated third quarterback, DNP=Did not play, IA=Inactive, NWT= Not with team, PUP=Physically Unable to perform, RS=Reserve/Suspended, PS=Practice Squad, X=Played

# 2010 TRANSACTIONS

## MARCH, 2010

4	CB Lito Sheppard .....	Released
5	CB Antonio Cromartie .....	Acquired via Trade (SD)
5	RB Thomas Jones .....	Released
5	CB Donald Strickland .....	Released
6	Acquired 2010 fourth-round draft pick and 2011 seventh-round draft pick from Arizona for S Kerry Rhodes	
8	TE Ben Hartsock .....	Re-signed, UFA
12	S Brodney Pool .....	Signed, FA
16	RB LaDainian Tomlinson .....	Signed, FA
16	DE Rodrique Wright .....	Signed, FA
19	LB Lance Laury .....	Signed, FA
22	FB Tony Richardson .....	Re-signed, UFA

## APRIL, 2010

6	K Clint Sitster .....	Signed, FA
12	WR Santonio Holmes .....	Acquired via trade from PIT
21	LB Jason Taylor .....	Signed, UFA
22	CB Kyle Wilson .....	Drafted (First round - No. 29 pick)
23	OL Vladimir Ducasse .....	Drafted (Second round - No. 61 pick)
24	Acquired 2010 No. 112 overall pick (Fourth round) via trade (CAR) for 2010 No. 124 overall pick (Fourth round) and 2010 No. 198 overall pick (Sixth round)	
24	RB Joe McKnight .....	Drafted (Fourth round - No. 112 pick)
24	Acquired 2010 No. 139 overall pick (Fifth round) via trade (SEA) for Leon Washington and No. 236 overall pick (Seventh round)	
24	FB John Conner .....	Drafted (Fifth round - No. 139 pick)
24	G Alan Faneca .....	Released
27	LB Kevin Basped .....	Signed, Undrafted FA
27	G Keith Buckman .....	Signed, Undrafted FA
27	TE Jeff Cumberland .....	Signed, Undrafted FA
27	CB Brian Jackson .....	Signed, Undrafted FA
27	DE Jason Lamb .....	Signed, Undrafted FA
27	LB Broderick Stewart .....	Signed, Undrafted FA
27	T Matt Stommes .....	Signed, Undrafted FA
27	G Charlie Tanner .....	Signed, Undrafted FA
27	S Don Warren .....	Signed, Undrafted FA
27	DT Ernest Williams .....	Signed, Undrafted FA

## MAY, 2010

3	LB Cory Reamer .....	Signed, Undrafted Free Agent
3	LB Brashton Satele .....	Signed, Undrafted Free Agent
3	LB Broderick Stewart .....	Waived
13	G Marlon Davis .....	Signed, Free Agent
13	C Robby Felix .....	Signed, Free Agent
13	G Keith Buckman .....	Waived
13	C Michael Parenton .....	Waived
18	T Aaron Kia .....	Signed, Free Agent
18	WR S.J. Green .....	Waived
18	T Matt Stommes .....	Waived
27	K Clint Stitser .....	Waived

## JUNE, 2010

2	DT Simi Toeaina .....	Signed, Free Agent
---	-----------------------	--------------------

11	K Jared Ballman .....	Signed, Free Agent
18	K Jared Ballman .....	Waived
18	FS Brannon Condren .....	Waived
18	DT Mick Williams .....	Waived

## JULY, 2010

12	DT Simi Toeaina .....	Waived
19	DT Martin Tevaseu .....	Signed, Free Agent
28	QB Mark Brunell .....	Signed, Free Agent
29	S Emanuel Cook .....	Signed, Free Agent
29	LB Ezra Butler .....	Waived
30	WR Laveranues Coles .....	Signed, Free Agent

## AUGUST, 2010

1	WR Britt Davis .....	Waived
2	WR Vic Hall .....	Signed, Free Agent
8	LB Kevin Basped .....	Waived
8	T Aaron Kia .....	Waived
8	OL Adam Tadisich .....	Signed, Free Agent
9	LB Tim Knicky .....	Signed, Free Agent
13	G Marlon Davis .....	Waived
13	G Chet Teofilo .....	Signed, Free Agent
19	P TJ Conley .....	Waived
19	LB Boris Lee .....	Signed, Free Agent
23	DE Ropati Pitoitua .....	Placed on Injured Reserve
24	WR Brooks Foster .....	Claimed off waivers (SL)
24	S Keith Fitzhugh .....	Signed, Free Agent
24	WR Vic Hall .....	Waived
24	OL Adam Tadisich .....	Waived
29	WR Laveranues Coles .....	Released
29	WR Aundrae Allison .....	Waived
29	WR Marcus Henry .....	Waived
29	DL Rodrique Wright .....	Waived
31	QB Kevin O'Connell .....	Waived
31	LB Ricky Foley .....	Claimed off waivers (SEA)

## SEPTEMBER, 2010

4	S Emanuel Cook .....	Waived
4	FB Jason Davis .....	Waived
4	C Robby Felix .....	Waived
4	S Keith Fitzhugh .....	Waived
4	LB Ricky Foley .....	Waived
4	WR Brooks Foster .....	Waived
4	T Dan Gay .....	Waived
4	LB Tim Knicky .....	Waived
4	DE Jason Lamb .....	Waived
4	LB Boris Lee .....	Waived
4	LB Joshua Mauga .....	Waived
4	LB Cory Reamer .....	Waived
4	LB Brashton Satele .....	Waived
4	DB Bo Smith .....	Waived
4	DL Tyler Steinkuhler .....	Waived
4	G Charlie Tanner .....	Waived
4	WR Larry Taylor .....	Waived
4	G Chet Teofilo .....	Waived

# 2010 TRANSACTIONS

## SEPTEMBER, 2010 CONTINUED

4	DT Martin Tevaseu .....	Waived
4	T Michael Turkovich .....	Waived
4	S Donovan Warren .....	Waived
4	WR Santonio Holmes .....	Placed on Reserve/Suspended List
5	WR David Clowney .....	Waived
5	FB Tony Richardson .....	Released
5	RB Chauncey Washington .....	Waived
5	T Patrick Brown .....	Claimed off waivers (MIN)
5	DT Marcus Dixon .....	Claimed off waivers (DAL)
5	WR Patrick Turner .....	Claimed off waivers (MIA)
6	C Robby Felix .....	Signed, Practice Squad
6	LB Ricky Foley .....	Signed, Practice Squad
6	LB Josh Mauga .....	Signed, Practice Squad
6	WR Larry Taylor .....	Signed, Practice Squad
6	DT Martin Tevaseu .....	Signed, Practice Squad
6	S Donovan Warren .....	Signed, Practice Squad
7	FB Tony Richardson .....	Signed, Free Agent
7	RB Chauncey Washington .....	Signed, Practice Squad
7	DT Jarron Gilbert .....	Signed, Practice Squad
7	LB Ricky Foley .....	Released, Practice Squad
7	S Donovan Warren .....	Released, Practice Squad
7	DB Brandon Jackson .....	Waived
7	WR Patrick Turner .....	Waived
7	LB Cody Brown .....	Signed, Practice Squad
9	QB Kevin O'Connell .....	Placed on Injured Reserve
10	WR Patrick Turner .....	Signed, Practice Squad
14	WR David Clowney .....	Signed, Free Agent
15	DT Kris Jenkins .....	Placed on Injured Reserve
15	DT Howard Green .....	Signed, Free Agent
23	T Patrick Brown .....	Waived
24	WR Patrick Turner .....	Signed from Practice Squad
28	RB Xavier Omon .....	Signed, Practice Squad
28	G Chad Rinehart .....	Signed, Practice Squad
30	DT Howard Green .....	Released
30	DE Trevor Pryce .....	Signed, Free Agent

## OCTOBER, 2010

4	WR David Clowney .....	Waived
4	WR Patrick Turner .....	Waived
4	DT Howard Green .....	Signed, Free Agent
4	WR Santonio Holmes .....	Reinstated from Reserve/Suspended List
6	WR Larry Taylor .....	Released, Practice Squad
6	WR Patrick Turner .....	Signed, Practice Squad
9	RB Xavier Omon .....	Released, Practice Squad
9	WR Logan Payne .....	Signed, Practice Squad
12	G Chad Rinehart .....	Released, Practice Squad
12	C Cody Wallace .....	Signed, Practice Squad
22	LB Kenwin Cummings .....	Waived
25	T Andre Ramsey .....	Signed, Practice Squad
26	DT Howard Green .....	Waived
26	LB Josh Mauga .....	Signed from Practice Squad
26	LB Kenwin Cummings .....	Signed, Practice Squad
27	DT Jarron Gilbert .....	Signed from Practice Squad
27	CB Will Billingsley .....	Signed, Practice Squad

## NOVEMBER, 2010

18	DT Jarron Gilbert .....	Waived
19	WR Patrick Turner .....	Signed from Practice Squad
19	DT Jarron Gilbert .....	Signed, Practice Squad
19	CB Will Billingsley .....	Released, Practice Squad
19	LB Shawn Crable .....	Signed, Practice Squad

## DECEMBER, 2010

4	S Jim Leonhard .....	Placed on Injured Reserve
5	WR Laveranues Coles .....	Signed, Free Agent
7	WR Laveranues Coles .....	Waived
7	T Andre Ramsey .....	Released, Practice Squad
8	S Emanuel Cook .....	Signed, Free Agent
8	LB Brashton Satele .....	Signed, Practice Squad
8	DB Isaiah Trufant .....	Signed, Practice Squad
15	WR Patrick Turner .....	Waived
16	DT Jarron Gilbert .....	Signed from Practice Squad
17	WR Patrick Turner .....	Signed, Practice Squad
28	DL Matt Kroul .....	Waived
30	DB Isaiah Trufant .....	Signed from Practice Squad
30	DL Matt Kroul .....	Signed, Practice Squad

## JANUARY, 2011

5	RB Chris Jennings .....	Signed, Reserve/Future Contract
5	CB Ellis Lankster .....	Signed, Reserve/Future Contract
5	LB Joey LaRocque .....	Signed, Reserve/Future Contract
5	DT Carlton Powell .....	Signed, Reserve/Future Contract
5	LB Brian Toal .....	Signed, Reserve/Future Contract
6	P T.J. Conley .....	Signed, Reserve/Future Contract
6	QB Drew Willy .....	Signed, Reserve/Future Contract
7	RB Carlos Brown .....	Signed, Reserve/Future Contract
10	DB Will Billingsley .....	Signed, Reserve/Future Contract
10	G Marlon Davis .....	Signed, Reserve/Future Contract
12	OL Damien Woody .....	Placed on Injured Reserve
12	WR Patrick Turner .....	Signed from Practice Squad
12	G Dennis Landolt .....	Signed, Practice Squad
12	DB Richard Taylor .....	Signed, Reserve/Future Contract
12	DE Lorenzo Washington .....	Signed, Reserve/Future Contract
22	DT Martin Tevaseu .....	Signed from Practice Squad
22	DB Isaiah Trufant .....	Waived
24	LB Cody Brown .....	Signed, Reserve/Future Contract
24	C Robby Felix .....	Signed, Reserve/Future Contract
24	G Dennis Landolt .....	Signed, Reserve/Future Contract
24	LB Brashton Satele .....	Signed, Reserve/Future Contract
25	DL Matt Kroul .....	Signed, Reserve/Future Contract
25	WR Logan Payne .....	Signed, Reserve/Future Contract

# THE LAST TIME...

## INT RETURN FOR A TD

By Jets Marquice Cole, vs. BUF (Brohm), 35 yds, 1/2/11  
By Opp. Jairus Byrd, vs. BUF (Brunell), 37 yds, 1/2/11

## PUNT RETURNED FOR A TD

By Jets Santana Moss at SD, 52 yds, 11/3/02  
By Opp. Philip Buchanon at OAK, 78 yds, 11/9/03

## KICKOFF RETURNED FOR A TD

By Jets Brad Smith, at PIT, 97 yds, 12/19/10  
By Opp. Ted Ginn, Jr., vs. MIA, 101 yds, 11/1/09

## BLOCKED FIELD GOAL

By Jets Kris Jenkins vs. ARZ (Rackers) 37 yds, 9/28/08  
By Opp. Jeremiah Bell, at MIA (Folk) 61 yds, 9/26/10

## BLOCKED PUNT

By Jets Eric Smith, at MIA (Fields), 9/26/10  
By Opp. Charlie Anderson, vs. MIA (Hodges), 12/28/08

## BLOCKED PUNT RETURNED FOR A TD

By Jets Brad Smith (4 yards) at NE (Hanson), 11/22/09  
By Opp. Stan David (36 yards) vs. BUF (Ramsey), 12/8/84

## FUMBLE RETURNED FOR A TD

By Jets Marques Douglas, at IND, 1 yd, 12/27/09  
By Opp. Jason Taylor, vs. MIA, 48 yds, 11/1/09

## SAFETY

By Jets at PIT, J. Taylor tackled M. Moore in end zone, 12/19/10  
By Opp. at BUF, C. Martin tackled in end zone, 11/7/04

## 100-YARD RUSHING GAME BY A PLAYER

By Jets 158 yds, Joe McKnight vs. BUF, 1/2/11  
By Opp. 113 yds, Matt Forte, at CHI, 12/26/10

## CONSECUTIVE 100-YARD RUSHERS

By Jets \*210 yds, Thomas Jones, vs. BUF, 10/18/09  
121 yds, Thomas Jones, at OAK, 10/25/09  
102 yds, Thomas Jones, vs. MIA, 11/1/09  
By Opp. 116 yds, Maurice Morris, at SEA, 12/21/08  
127 yds, Marshawn Lynch, vs. BUF, 12/14/08

## 200-YARD RUSHING GAME BY A PLAYER

By Jets \*210 yds, Thomas Jones, vs. BUF, 10/18/09  
By Opp. 214 yds, Thurman Thomas, vs. BUF, 9/24/90

## 300-YARD PASSING GAME BY A PLAYER

By Jets 315 yds, Mark Sanchez, vs. HST, 11/21/10  
By Opp. 326 yds, Tom Brady, at NE, 12/6/10

## 400-YARD PASSING GAME BY A PLAYER

By Jets 481 yds, Vinny Testaverde, at BLT, 12/24/00  
By Opp. 400, Matt Cassel, at NE, 11/13/08

## 4 TOUCHDOWN PASSES BY A PLAYER

By Jets 6, Brett Favre, vs. ARZ, 9/28/08  
By Opp. 4, Tom Brady, at NE, 12/6/10

## 5 TOUCHDOWN PASSES BY A PLAYER

By Jets 6, Brett Favre, vs. ARZ, 9/28/08  
By Opp. 5, Dan Marino, vs. MIA, 11/27/88

## 6 TOUCHDOWN PASSES BY A PLAYER

By Jets 6, Brett Favre, vs. ARZ, 9/28/08  
By Opp. 6, Dan Marino, vs. MIA, 9/21/86

## 100-YARD RECEIVING GAME BY A PLAYER

By Jets 100 yds, Braylon Edwards (8 rec.), at PIT, 12/19/10  
By Opp. 102 yds, Mike Wallace (7 rec.), at PIT, 12/19/10

## 200-YARD RECEIVING GAME BY A PLAYER

By Jets 204 yds, Richard Caster, at BLT, 9/24/72  
By Opp. 217 yds, Mark Duper, vs. MIA, 11/10/85

## SHUTOUT

By Jets vs. CIN (37-0), 1/13/10  
By Opp. vs. GB (9-0), 10/31/10

## GAME WITHOUT AN OFFENSIVE TD

By Jets vs. MIA (10-6 loss), 12/12/10  
By Opp. vs. BUF (38-7), 1/2/11

## 200-YARDS RUSHING IN A GAME (TEAM)

By Jets 276 yds (50 att.), vs. BUF, 1/2/11  
By Opp. 296 yds (48 att.), vs. WAS, 11/7/07

## 300-YARDS RUSHING IN A GAME (TEAM)

By Jets 316 yds (54 att.), at OAK, 10/25/09  
By Opp. 328 yds (47 att.) at NE, 9/18/83

## 300-YARDS PASSING IN A GAME, TEAM (NET)

By Jets 327 yds, at DET, 11/7/10  
By Opp. 304 yds, at NE, 12/6/10

## 400-YARDS PASSING IN A GAME, TEAM (NET)

By Jets 473 yds, at BLT, 12/24/00  
By Opp. 426 yds, vs. ARZ, 9/28/08

## 400 TOTAL YARDS IN A GAME (TEAM)

By Jets 401 yds (103 rushing, 298 passing), vs. HST, 11/21/10  
By Opp. 405 yds, (101 rushing, 304 passing), at NE, 12/6/10

## 500 TOTAL YARDS IN A GAME

By Jets 524 yds (51 rushing, 473 passing), at BLT, 12/24/00  
By Opp. 511 yds, (125 rushing, 386 passing), at NE, 11/13/08

## 40 OR MORE TOTAL POINTS

By Jets 47 vs. SL, (47-3), 11/9/08  
By Opp. 45 at NE, (45-3), 12/6/10

## 50 OR MORE TOTAL POINTS

By Jets 56 vs. ARZ, (56-35), 9/28/08  
By Opp. 52 at MIA, (52-14), 9/3/95

## UNDER 50 YARDS RUSHING

By Jets 37 at SD, 9/22/08  
By Opp. 37 vs. BUF, 1/2/11

## UNDER 100 YARDS PASSING (NET)

By Jets 60 vs. BLT, 9/13/10  
By Opp. 30 vs. MIA, 12/12/10

## ***THE LAST TIME...***

### **UNDER 200 TOTAL NET YARDS (TEAM)**

By Jets 176 vs. BLT, 9/13/10

By Opp. 162 vs. BUF, 1/2/11

### **6-OR-MORE SACKS BY DEFENSE**

By Jets 6 vs. MIA, 11/1/09

By Opp. 6 vs. MIA, 12/12/10

### **3 INT BY DEFENSE**

By Jets 3 at TB, 12/13/09

By Opp. 3 at NE, 12/6/10

### **4 INT BY DEFENSE**

By Jets 4 vs. BUF, 1/2/11

By Opp. 4 at NE, 11/22/09

### **5-OR-MORE INT BY DEFENSE**

By Jets 5 at DEN, 10/3/99

By Opp. 6 vs. BUF, 10/18/09

### **TWO RECEIVERS WITH 2 TD IN A GAME**

By Jets Coles (3 TD) and Cotchery (2 TD), vs. ARZ, 9/28/08

By Opp. Reed and Tasker, 2 TD each, at BUF, 11/24/96

### **MISSED FG RETURNED FOR A TOUCHDOWN**

By Jets Aaron Glenn, 104 yds, @ IND 11/15/98

(Vanderjagt 63-yard FG attempt)

By Opp. Never

\*Franchise Record

Bold=Happened in 2010

# ***RECORDS***



N E W Y O R K J E T S



# ALL-TIME SUPERLATIVES

## JETS SINGLE-GAME HIGHS & LOWS

	High		Low	
Total Net Yards	597	MIA 11 27 88	72	CIN 12 12 76
First Downs	35	TB 11 17 85	6	CIN 12 12 76
Net Rushing Yards	333	at NE 10 15 72	5	BUF 10 30 96
				at OAK 12 10 00
Rushing Attempts	58	at NE 10 14 73	8	at DEN 11 11 05
Net Passing Yards	490	at BAL 9 24 72	-1	DAL 12 21 75
Pass Attempts	69	at BAL 12 23 00	7	at NE 10 14 73
Pass Completions	42	SF 9 21 80	1	at NE 10 14 73
		SEA 12 6 98		
Passes Intercepted	8	at BAL 9 23 73		
Sacks Allowed	11	DAL 10 4 87		
Penalties	17	MIA 10 18 87		
Yards Penalized	161	at CLE 9 21 70	0	6 times, last PHI 10 14 07
Points	62	TB 11 17 85	0	19 times, last CHI 11 19 06
Touchdowns	8	TB 11 17 85		
Time of Possession*	42:50	CIN 9/28/77	14:51	PIT 9/20/81

\* Non-overtime games since 1977

## OPPONENT SINGLE-GAME HIGHS & LOWS

	High		Low	
Total Net Yards	621	CIN 12 21 86	57	NE 9 19 82
First Downs	39	MIA 11 27 88	5	vs CIN 1/3/10
				at BOS 11 22 70
				at NE 9 19 82
				at BAL 12 24 00
Net Rushing Yards	343	at PIT 9 20 81	17	OAK 10 10 64
				at NE 10 12 86
Rushing Attempts	64	at BUF 9 21 75	10	at NE 10 12 86
Net Passing Yards	521	at MIA 10 23 88	-4	at NE 9 19 82
Pass Attempts	60	at MIA 10 23 88	2	at BUF 9 29 74
		at CHI 11 23 97		
Pass Completions	40	ARZ 9/28/08	0	at BUF 9 29 74
Passes Intercepted	7	NE 11 21 76		
Sacks Allowed	10	BUF 11 23 61		
Penalties	16	at CIN 10 6 85		
		DAL 10 4 87		
Yards Penalized	148	at SD 10 13 63	0	at BOS 11 19 67
				at IND 10 30 94
Points	56	at HOU 10 14 62	0	10 times, last CIN 1/3/10
		at NE 9 9 79		
Touchdowns	8	at HOU 10 14 62		
		at NE 10 29 78		
		at NE 9 9 79		

## JETS BEST SINGLE-GAME PERFORMANCES

Yards Rushing	210	Thomas Jones vs BUF 10/18/09
Rushing Attempts	40	Johnny Hector vs NE 10 12 86
		Adrian Murrell vs CIN 9 28 97
Longest Run	90	Johnny Johnson vs CHI 9 25 94
Longest Run for a TD	78t	Bruce Harper vs ATL 10 23 83
Yards Passing (gross)	496	Joe Namath at BAL 9 24 72
Passes Attempted	69	Vinny Testaverde at BLT 12 24 00
Passes Completed	42	Richard Todd vs SF 9 21 80
		Vinny Testaverde vs SEA 12 6 98
TD Passes	6	Joe Namath at BAL 9 24 72
		Brett Favre vs ARZ 9/28/08
Yards Receiving	228	Don Maynard at OAK 11 17 68
Receptions	17	Clark Gaines vs SF 9 21 80
Longest Pass Completion	96t	K. O'Brien to W. Walker at BUF 12 8 85
Longest Pass for a TD	96t	K. O'Brien to W. Walker at BUF 12 8 85
Longest Punt	98*	Steve O'Neal at DEN 9 21 69

Longest Punt Return.....	98t.....	Terance Mathis vs DAL 11 4 90
Longest Field Goal Made.....	.55.....	Jay Feely vs MIA 11/1/09
.....	.....	Pat Leahy vs CHI 12 14 85
.....	.....	John Hall at SEA 8 31 97
.....	.....	Jay Feely vs SL 11/9/08
QB Sacks.....	4.....	Mark Lomas at BUF 10 4 70
.....	.....	Mark Gastineau (3 times)
.....	.....	John Abraham at NO 11 4 01
Interceptions.....	3.....	Dainard Paulson vs OAK 9 28 63
.....	.....	Bill Baird vs BOS 10 31 64
.....	.....	Rich Sowell at BAL 9 23 73
.....	.....	Erik McMillan at MIA 10 23 88
.....	.....	Marcus Turner at MIN 11 20 94
.....	.....	Marcus Coleman vs MIA 10 23 00
.....	.....	Ty Law vs BUF 1 1 06
Longest Interception Return.....	100t.....	Aaron Glenn at MIA 9 15 96
Longest Interception Return for TD.....	100t.....	Aaron Glenn at MIA 9 15 96
Longest Field Goal Return for TD.....	104t.....	Aaron Glenn at IND 11 15 98
Longest Kickoff Return.....	106.....	Brad Smith at IND 12/27/09
*-NFL Record		

### OPP. BEST SINGLE-GAME PERFORMANCES

Most Points.....	30.....	Billy Cannon vs HOU 12 10 61
.....	.....	Cookie Gilchrist at BUF 12 8 63
Yards Rushing.....	243.....	Cookie Gilchrist at BUF 12 8 63
Rushing Attempts.....	40.....	Lydell Mitchell vs BAL 10 20 74
.....	.....	Curtis Martin at NE 9 14 97
Rushing TD.....	5.....	Cookie Gilchrist at BUF 12 8 63
Longest Run.....	96t.....	Garrison Hearst at SF 9 6 98
Longest Run for a TD.....	96t.....	Garrison Hearst at SF 9 6 98
Yards Passing (gross).....	521.....	Dan Marino at MIA 10 23 88
Passes Attempted.....	60.....	Dan Marino at MIA 10 23 88
.....	.....	Erik Kramer at CHI 11 16 96
Passes Completed.....	40.....	Kurt Warner ARZ 9/28/08
TD Passes.....	7.....	George Blanda at HOU 11 19 61
Passes Had Intercepted.....	5.....	Babe Parilli vs BOS 10 31 64
.....	.....	Mike Taliaferro vs BOS 10 27 68
.....	.....	Ken Stabler vs OAK 10 21 79
.....	.....	Kyle Mackey vs MIA 10 18 87
.....	.....	Dan Marino at MIA 10 23 88
Yards Receiving.....	255.....	Jerry Butler at BUF 9 23 79
Receptions.....	15.....	Wes Welker at NE 11/22/09
TD Passes Caught.....	4.....	Jerry Butler at BUF 9 23 79
.....	.....	Mark Ingram vs MIA 11 27 94
Longest Pass Completion.....	93t.....	T. Flores to D. Craig vs OAK 10 20 63
Longest Pass for a TD.....	93t.....	T. Flores to D. Craig vs OAK 10 20 63
Most Punts.....	11.....	Jim Fraser at BOS 10 2 66
Longest Punt.....	82.....	Luke Prestridge at NE 10 28 84
Punt Returns.....	8.....	Tom Pharr vs BUF 9 29 68
Punt Return Yardage.....	173.....	Jermaine Lewis at BAL 12 24 00
Longest Punt Return.....	95t.....	Speedy Duncan at SD 11 24 68
Kickoff Returns.....	8.....	Willie Porter vs. BOS at Birmingham, AL 9 22 68
Kickoff Return Yardage.....	299.....	Ted Ginn vs. MIA 11/1/09
Longest Kickoff Return.....	108t.....	Ellis Hobbs vs NE 9 9 07
Field Goals.....	6.....	Steve Christie vs BUF 10 20 96
Longest Field Goal.....	59.....	Pete Stoyanovich vs MIA 11 12 89
Longest Field Goal Return.....	71.....	Ken Houston vs HOU 10 15 67
Interceptions.....	4.....	Willie Brown at DEN 11 15 64
Interception Return Yardage.....	137.....	Tom Janik at BUF 9 29 68
Longest Interception Return.....	100t.....	Tom Janik at BUF 9 29 68
Longest Interception Return for TD.....	100t.....	Tom Janik at BUF 9 29 68
Longest Fumble Return.....	95t.....	Chukie Nwokorie vs IND 9 9 01

# ALL-TIME SCORING RECORD

## ALL-TIME SCORING

Player	Seasons	G	TD	Rush	Rec	Ret	XPM	XPA	FGM	FGA	2pt	Safety	Pts
1. Pat Leahy	1974-91(18)	250	0	0	0	0	558	584	304	426	0	0	1470
2. Jim Turner	1964-70(7)	98	0	0	0	0	238	242	153	256	0	0	697
3. John Hall	1997-02(6)	95	0	0	0	0	205	210	149	203	0	0	652
4. Don Maynard	1960-72(13)	172	88	0	88	0	0	0	0	0	2	0	532
5. Wesley Walker	1977-89(13)	154	71	0	71	0	0	0	0	0	0	1	428
6. Emerson Boozer	1966-75(10)	118	65	52	12	1	0	0	0	0	0	0	390
7. Curtis Martin	1998-05(8)	123	63	58	5	0	0	0	0	0	1	0	380
8. Mike Nugent	2005-08(4)	49	0	0	0	0	83	85	75	92	0	0	308
9. Freeman McNeil	1981-92(12)	144	50	38	12	0	0	0	0	0	0	0	300
10. Bill Mathis	1960-69(10)	137	46	37	9	0	0	0	0	0	3	0	282
11. Bobby Howfield	1971-74(4)	49	0	0	0	0	100	106	58	87	0	0	274
12. Johnny Hector	1983-92(10)	126	44	41	3	0	0	0	0	0	0	0	264
13. Wayne Chrebet	1995-05(11)	152	41	0	41	0	0	0	0	0	0	0	246
14. Jerome Barkum	1972-83(12)	158	40	0	40	0	0	0	0	0	0	0	240
15. Nick Lowery	1994-96(3)	46	0	0	0	0	76	78	54	68	0	0	238
16. Jay Feely	2008-09(2)	31	0	0	0	0	71	71	54	64	0	0	233
17. Laveranues Coles	2000-02,05-08(7)	105	37	0	37	0	0	0	0	0	2	0	226
18. Mickey Shuler	1978-89(12)	160	37	0	37	0	0	0	0	0	0	0	222
19. Rich Caster	1970-77(8)	107	36	0	36	0	0	0	0	0	0	0	216
20t. Brad Baxter	1989-95(7)	94	35	35	0	0	0	0	0	0	0	0	210
20t. Doug Brien	2003-04(2)	32	0	0	0	0	57	58	51	61	0	0	210
22. Keyshawn Johnson	1996-99(4)	62	32	1	31	0	0	0	0	0	1	0	194
23t. Matt Snell	1964-72(9)	87	31	24	7	0	0	0	0	0	0	0	186
23t. John Riggins	1971-75(5)	61	31	25	6	0	0	0	0	0	0	0	186
23t. Al Toon	1985-92(8)	107	31	0	31	0	0	0	0	0	0	0	186
23t. Thomas Jones	2007-09(3)	48	31	28	3	0	0	0	0	0	0	0	186
27. Bill Shockley	1960-62(3)	34	2	0	2	0	89	93	25	54	0	0	176
28. George Sauer	1965-70(6)	84	28	0	28	0	0	0	0	0	2	0	172
29. Kevin Long	1977-81(5)	73	28	25	3	0	0	0	0	0	0	0	168
30. Art Powell	1960-62(3)	42	27	0	27	0	0	0	0	0	0	0	162
31. Cary Blanchard	1992-93(2)	27	0	0	0	0	48	48	33	48	0	0	147
32. Rob Moore	1990-94(5)	76	22	0	22	0	0	0	0	0	2	0	136
33t. Bake Turner	1963-69(7)	90	22	0	22	0	0	0	0	0	0	0	132
33t. Scott Dierking	1977-83(7)	102	22	18	4	0	0	0	0	0	0	0	132
<b>35. Nick Folk</b>	<b>2010-11(1)</b>	<b>16</b>	<b>0</b>	<b>0</b>	<b>0</b>	<b>0</b>	<b>37</b>	<b>37</b>	<b>30</b>	<b>39</b>	<b>0</b>	<b>0</b>	<b>127</b>
36t. Bruce Harper	1977-84(8)	99	21	8	12	1	0	0	0	0	0	0	126
36t. Santana Moss	2001-04(4)	51	21	0	19	2	0	0	0	0	0	0	126
<b>38. Jerricho Cotchery</b>	<b>2004-10(7)</b>	<b>103</b>	<b>20</b>	<b>1</b>	<b>18</b>	<b>1</b>	<b>0</b>	<b>0</b>	<b>0</b>	<b>0</b>	<b>1</b>	<b>0</b>	<b>122</b>
39. Tony Paige	1984-86(3)	48	20	17	3	0	0	0	0	0	0	0	120
40. Leon Washington	2006-09(4)	55	19	13	2	4	0	0	0	0	2	0	118

For a complete list, log on to [newyorkjets.com](http://newyorkjets.com)

## SINGLE SEASON

Touchdowns			4. Nick Folk	39	2010	1. Bill Shockley	47	1960
Player	TD	Season	5t. B. Howfield & P. Leahy 37 1972-1991			2. John Hall	45	1998
Field Goals Made			Player	FGM	Season	3. Pat Leahy	44	1986
1. Thomas Jones	15	2008	1. Jim Turner	34	1968	4t. Pat Leahy	43	1988
2t. Thomas Jones	14	2009	2. Jim Turner	32	1969	4t. Jim Turner	43	1968
2t. Curtis Martin	14	2004	<b>3t. Nick Folk</b>	<b>30</b>	<b>2010</b>	Extra Points Attempted		
2t. Emerson Boozer	14	1972	3t. Jay Feely	30	2009	Player	XPA	Season
2t. Don Maynard	14	1965	5. Mike Nugent	29	2007	1. Bill Shockley	50	1960
2t. Art Powell	14	1960	Field Goal Percentage			2. John Hall	46	1998
Two Point Conversions			Player	Pct (M-Att)	Season	3. Pat Leahy	45	1985
Player	2pt	Season	1. Mike Nugent	88.9 (24-27)	2006	4. Pat Leahy	44	1986
1. Bill Mathis	2	1967	2. Pat Leahy	88.5 (23-26)	1990	5t. Pat Leahy	43	1988
2. Rob Moore	2	1994	3. Nick Lowery	87.0 (20-23)	1994	5t. Jim Turner	43	1968
3. 23 players tied with 1, last 2010			4. Jay Feely	85.7 (24-28)	2008	Field Goals Made, 50-or-more Yards		
Consecutive Games With a TD			5. Doug Brien	84.4 (27-32)	2003	Player	FG	Season
Player	Streak	Year	Consecutive Field Goals Made			1. John Hall	4	1997
1. Thomas Jones	8	2008	Player	Streak	Seasons	2t. John Hall	3	2001
2. Santana Moss	7	2003	1. Jay Feely	24	2008-09	2t. Pat Leahy	3	1985
3t. Tony Paige	6	1985	2. Pat Leahy	22	1985-86	<b>4t. Nick Folk</b>	<b>2</b>	<b>2010</b>
3t. Emerson Boozer	6	1967	3. Mike Nugent	19	2006-07	4t. Jay Feely	2	2008
3t. Bake Turner	6	1964	4. Pat Leahy	17	1990	4t. Mike Nugent	2	2006
Field Goals Attempted			5. Mike Nugent	15	2007	4t. John Hall	2	1998
Player	FGA	Season	Extra Points Made			4t. Nick Lowery	2	1995
1. Jim Turner	47	1969	Player	XPM	Season			
2. Jim Turner	46	1968						
3. John Hall	41	1997						

## CAREER

Touchdowns		TD
Player		
1. Don Maynard (WR)		88
2. Wesley Walker (WR)		71
3. Emerson Boozer (RB)		65
4. Curtis Martin (RB)		63
5. Freeman McNeil (RB)		50
6. Bill Mathis (HB)		46
7. Johnny Hector (RB)		44
8. Wayne Chrebet (WR)		41
9. Jerome Barkum (TE)		40
10t. Mickey Shuler (TE)		37
10t. Laveranues Coles (WR)		37
Field Goals Made		FGM
Player		
1. Pat Leahy		304
2. Jim Turner		153
3. John Hall		149
4. Mike Nugent		75
5. Bobby Howfield		58
Field Goals Attempts		FGA
Player		
1. Pat Leahy		426
2. Jim Turner		256
3. John Hall		203
4. Mike Nugent		92
5. Bobby Howfield		87
Field Goal Percentage		Pct
Player		
1. Jay Feely		84.4
2. Doug Brien		83.6
3. Mike Nugent		81.5
4. Nick Lowery		79.4
<b>5. Nick Folk</b>		<b>76.9</b>
Field Goals, 50-or-more Yards		FG
Player		
1. John Hall		9
2. Pat Leahy		5
3t. Mike Nugent		3
3t. Jay Feely		3
<b>5t. Nick Folk</b>		<b>2</b>
5t. Nick Lowery		2
5t. Jim Turner		2
Extra Points Made		XPM
Player		
1. Pat Leahy		558
2. Jim Turner		238
3. John Hall		205
4. Bobby Howfield		100
5. Bill Shockley		89
Extra Point Attempts		XPA
Player		
1. Pat Leahy		584
2. Jim Turner		242
3. John Hall		210
4. Bobby Howfield		106
5. Bill Shockley		93
Extra Point Percentage		Pct
Player		
1. Jay Feely		100.0
<b>1t. Nick Folk</b>		<b>100.0</b>
2t. Jim Turner		98.34
3. Doug Brien		98.28
4. Mike Nugent		97.65

# ADDITIONAL SCORING RECORDS

## Points Scored, Season

	Player	Pts	Year	G	XPM-A	FGM-A
1.	Jim Turner	145	1968	14	43-43	34-46
2.	Jim Turner	129	1969	14	33-33	32-47
3.	Nick Folk	127	2010	16	37-37	30-39
4.	Jay Feely	122	2009	16	32-32	30-36
5t.	Bobby Howfield	121	1972	14	40-41	27-37
5t.	Pat Leahy	121	1985	16	43-45	26-34
7t.	John Hall	120	1997	16	36-36	28-41
7t.	John Hall	120	1998	16	45-46	25-35
9.	Pat Leahy	113	1981	16	38-39	25-36
10.	Pat Leahy	112	1988	16	43-43	23-28

## Points Scored, Game

	Player	Pts	Date	Opp	TD	PAT	FG
1.	Wesley Walker	24	9 21 86	MIA	4	0	0
2t.	Jim Turner	19	11 3 68	BUF	0	1	6
2t.	Pat Leahy	19	9 16 84	CIN	0	4	5
4.	31 times - Last: Thomas Jones (18 11/9/08 SL 3-0-0)						

## Touchdowns, Game

	Player	TD	Date	Opp
1.	Wesley Walker	4	9 21 86	MIA
2.	30 times - Last: Thomas Jones		3	11/9/08
				STL

## Field Goals Made, Game

	Player	M-A	Date	Opp
1t.	Jim Turner	6-8	11 3 68	BUF
1t.	Bobby Howfield	6-7	12 3 72	NO
3t.	Pat Leahy	5-5	9 16 84	CIN
3t.	John Hall	5-6	12 23 01	at IND

## Longest Field Goals Made, Game

	Player	Yds	Date	Opp
1.	Nick Folk	56	10/17/10	at DEN
2t.	Pat Leahy	55	12 14 85	CHI
2t.	John Hall	55	8 31 97	at SEA
2t.	Jay Feely	55	11/9/08	STL
2t.	Jay Feely	55	11/1/09	MIA
6t.	Mike Nugent	54	11/26/06	HOU
6t.	John Hall	54	10 11 98	at STL
8t.	Nick Folk	53	10/11/10	MIN
8t.	Pat Leahy	53	10 20 85	at NE
8t.	John Hall	53	10 5 97	IND
8t.	John Hall	53	1 6 02	at OAK
8t.	Doug Brien	53	10 3 04	at MIA

## Field Goals Attempted, Game

	Player	FGA	Date	Opp
1.	Jim Turner	8 (6-8)	11 3 68	BUF
2t.	John Hall	6 (5-6)	12/23/01	IND
2t.	Pat Leahy	6 (4-6)	11/29/81	BAL

## Longest Field Goal Attempted, Game

	Player	Distance	Date	Opp
1.	John Hall	68	10/12/97	NE
2.	Pat Leahy	62	10/25/87	at WAS
3.	Nick Folk	61	9/26/10	at MIA
4.	John Hall	60	9/13/98	BAL

## Most Field Goals, Quarter

	Player	FG	Date (Quarter)	Opp
1.	Four times	3		
Last:	Jay Feely	3	11/9/08 (2nd)	STL

## Most Field Goals, No Misses, Game

	Player	FGM-A	Date	Opp
1t.	Nick Folk	5-5	10/11/10	MIN
1t.	Pat Leahy	5-5	9/16/84	CIN

## Most Field Goals, 50-or-More Yards, Game

	Player	FGM	Date	Opp
1.	Pat Leahy	2 (53, 52)	10/20/85	at NE

## Points After Touchdown Made, Game

	Player	M-A	Date	Opp
1.	Pat Leahy	8-8	11 17 85	TB
2.	Jim Turner	7-7	9 18 66	HOU
3.	12 times - Last: John Hall		6-6	12 29 02
				GB

## Points After Touchdown Attempted, Game

	Player	XPA	Date	Opp
1.	Pat Leahy	8 (8-8)	11 17 85	TB

## Points By Opponent, Game

	Player	Points	Date	Team
1t.	Billy Cannon	30 (5 TD)	12/10/61	HOU
1t.	Cookie Gilchrist	30 (5 TD)	12/8/63	at BUF

## Field Goals Made By Opponent, Game

	Player	M-A	Date	Team
1t.	Steve Christie	6-7	10/26/96	BUF

## Longest Field Goal Attempted, Opponent

	Player	Distance	Date	Team
1t.	Pete Stoyanovich	63	9/18/94	at MIA
1t.	Mike Vanderjagt	63	11/15/98	at IND

## Most Field Goals, Opponent, Quarter

	Player	FG	Date (Quarter)	Team
1.	Nine times	3		
Last:	Olindo Mare	3	10/3/04 (2nd)	at MIA

## Most Field Goals, No Misses, Opponent, Game

	Player	FG	Date	Team
1.	Shaun Suisham	5-5	11/4/07	WAS

## All-Time Two-Point Conversions

Player	Conversions	Year(s)
Bill Mathis	3	1967 (2), 1968
Braylon Edwards	2	2009, 2010
Leon Washington	2	2007, 2008
Anthony Becht	2	2002, 2003
Laveranues Coles	2	2000, 2002
Rob Moore	2	1994 (2)
Don Maynard	2	1967, 1969
George Sauer	2	1966, 1967
Thurlow Cooper	2	1960, 1962
Dustin Keller	1	2009
Jerricho Cotchery	1	2008
Curtis Martin	1	2002
Marcus Coleman	1	2000
Kyle Brady	1	1996
Keyshawn Johnson	1	1996
Mike Taliaferro	1	1966
Dee Mackey	1	1965

## All-Time Safeties

Player	Safeties	Season
Team	5	1962, 1977, 1980, 1989, 1993
Marty Lyons	2	1987, 1988
Trevor Pryce	1	2010
Jason Taylor	1	2010
Ralph Baker	1	1964
Verlon Biggs	1	1966
Paul Crane	1	1968
John Elliott	1	1970
Tim Moresco	1	1979
Greg Buttle	1	1981
Wesley Walker	1	1985
Bobby Humphery	1	1986
Dennis Byrd	1	1990
Marvin Washington	1	1992
Erik Howard	1	1995
Bryan Cox	1	1998

# PASSING RECORDS

## ALL-TIME PASSING YARDAGE

Player	Seasons	G	Att	Cmp	Pct	Yds	TD	Int	Lg	Rtg
1. Joe Namath	1965-76(12)	136	3655	1836	50.2	27057	170	215	91	65.8
2. Ken O'Brien	1984-92(9)	124	3465	2039	58.8	24386	124	95	96t	81.0
3. Richard Todd	1976-83(8)	102	2623	1433	54.6	18241	110	138	87t	68.6
4. Chad Pennington	2000-07(8)	70	1919	1259	65.6	13738	82	55	71t	88.9
5. Vinny Testaverde	1998-05(7)	65	1854	1094	59.0	12497	77	58	82t	80.2
6. Boomer Esiason	1993-95(3)	43	1302	764	58.7	8478	49	39	77	78.2
7. <b>Mark Sanchez</b>	<b>2009-10(2)</b>	<b>31</b>	<b>871</b>	<b>474</b>	<b>54.4</b>	<b>5,735</b>	<b>29</b>	<b>33</b>	<b>74t</b>	<b>70.2</b>
8. Al Dorow	1960-61(2)	28	834	398	47.7	5399	45	56	68	58.8
9. Dick Wood	1963-64(2)	25	710	329	46.3	4502	35	44	71	57.7
10. Pat Ryan	1978-89(12)	141	631	354	56.1	4222	31	31	50	72.6
11. Neil O'Donnell	1996-97(2)	21	648	369	56.9	3943	21	14	78t	76.7
12. Brett Favre	2008 (1)	16	522	343	65.7	3472	22	22	56t	81.0
13. Al Woodall	1969-74(5)	31	503	246	48.9	2970	18	23	67	60.3
14. Matt Robinson	1977-79(3)	35	351	161	45.9	2503	15	26	77t	53.4
15. Browning Nagle	1991-93(3)	18	403	199	49.4	2361	7	17	51	55.9
16. Frank Reich	1996(1)	10	331	175	52.9	2205	15	16	52t	68.9
17. Glenn Foley	1994-98(5)	18	352	189	53.7	2186	10	16	48	63.2
18. Ray Lucas	1997-00(4)	35	320	186	58.1	1939	14	11	56t	76.0
19. Johnny Green	1962-63(2)	12	264	130	49.2	1751	10	19	63	53.4
20. Brooks Bollinger	2004-05(2)	12	275	155	56.4	1618	7	6	60t	73.0
21. Kellen Clemens	2006- (4)	14	256	133	52.0	1555	5	11	56	59.3
22. Mike Taliaferro	1964-67(4)	45	253	98	38.7	1145	8	15	66	39.1
23. Rick Mirer	1999(1)	8	176	95	54.0	1062	5	9	50	60.4
24. Lee Grosscup	1962(1)	8	126	57	45.2	855	8	8	86t	62.8
25. Bob Davis	1970-72(3)	28	160	65	40.6	804	12	9	44	58.4
26. Bubby Brister	1995(1)	9	170	93	54.7	726	4	8	32	53.7
27. Galen Hall	1963(1)	13	118	45	38.1	611	3	9	73	32.1
28. Dick Jamieson	1960-61(2)	14	70	35	50.0	586	6	2	65	95.3
29. Babe Parilli	1968-69(2)	28	79	43	54.4	539	7	3	40t	89.6
30. Quincy Carter	2004(1)	7	58	35	60.3	498	3	1	69t	98.2
31. Jack Trudeau	1994(1)	5	91	50	54.9	496	1	4	24t	55.9
32. Butch Songin	1962(1)	7	90	42	46.7	442	2	7	64	36.4
33. Tony Eason	1989-90(2)	18	64	35	54.7	410	1	3	63t	60.0
34. David Norrie	1987(1)	2	68	35	51.5	376	1	4	41t	48.4
35. John Jones	1975(1)	7	57	16	28.1	181	1	5	20	9.6
36. Tom Tupa	1999-01(3)	47	12	7	58.3	174	2	0	65	142.4
37. Bill Demory	1973-74(2)	7	39	12	30.8	159	2	8	31t	22.2
38t. Kyle Mackey	1989(1)	4	25	11	44.0	125	0	1	22	42.9
38t. Troy Taylor	1990-91(2)	7	20	12	60.0	125	2	1	51	90.6
40. Harold Stephens	1962(1)	6	22	15	68.2	123	0	0	26	82.2
41. Marty Domres	1977(1)	12	40	17	42.5	113	1	1	18	47.9
42. Jay Fiedler	2005(1)	2	13	8	61.5	107	1	0	23t	113.3
43. Bob Scrabis	1960-62(3)	24	26	7	26.9	82	1	3	35	13.5
44. Pete Liske	1964(1)	2	18	9	50.0	55	0	2	27	16.9
45. Jeff Blake	1992(1)	3	9	4	44.4	40	0	1	19	18.1
46t. Curtis Martin	1998-05(8)	123	2	2	100.0	36	2	0	18t	158.3
46t. Leon Washington	2006-09(4)	48	1	1	100.0	36	0	0	36	118.8
48. Bob Gresham	1975-76(2)	21	1	1	100.0	29	0	0	29	118.8
49t. Al Toon	1985-92(8)	107	3	1	33.3	27	0	0	27	67.4
49t. Brad Smith	2006- 2010 (4)	60	1	1	100.0	27	0	0	27	118.8
50t. Brian Hansen	1994-98(5)	70	1	1	100.0	26	0	0	26	118.8
50t. Matt Snell	1964-72(9)	87	3	1	33.3	26	0	1	26	26.4

For a complete list, log on to [newyorkjets.com](http://newyorkjets.com)

## TOP 10 CAREER

Attempts	
Player	Att
1. Joe Namath	3,655
2. Ken O'Brien	3,465
3. Richard Todd	2,623
4. Chad Pennington	1,919
5. Vinny Testaverde	1,854
6. Boomer Esiason	1,302
7. <b>Mark Sanchez</b>	<b>871</b>
8. Al Dorow	834
9. Dick Wood	710
10. Neil O'Donnell	648
Completions	
Player	Cmp
1. Ken O'Brien	2,039
2. Joe Namath	1,836
3. Richard Todd	1,433
4. Chad Pennington	1,259
5. Vinny Testaverde	1,094
6. Boomer Esiason	764
7. <b>Mark Sanchez</b>	<b>474</b>
8. Al Dorow	398
9. Neil O'Donnell	369
10. Pat Ryan	354
Completion Pct (min 500 atts)	
Player	Pct
1. Brett Favre	65.7
2. Chad Pennington	65.6
3. Vinny Testaverde	59.0
4. Ken O'Brien	58.8
5. Boomer Esiason	58.7
6. Neil O'Donnell	56.9
7. Pat Ryan	56.1
8. Richard Todd	54.6
9. <b>Mark Sanchez</b>	<b>54.4</b>
10. Joe Namath	50.2
Passing Yards	
Player	Yds
1. Joe Namath	27,057
2. Ken O'Brien	24,386
3. Richard Todd	18,241
4. Chad Pennington	13,738
5. Vinny Testaverde	12,497
6. Boomer Esiason	8,478
7. <b>Mark Sanchez</b>	<b>5,735</b>
8. Al Dorow	5,399
9. Dick Wood	4,502
10. Pat Ryan	4,222
Touchdowns	
Player	TD
1. Joe Namath	170
2. Ken O'Brien	124
3. Richard Todd	110
4. Chad Pennington	82
5. Vinny Testaverde	77
6. Boomer Esiason	49
7. Al Dorow	45
8. Dick Wood	35
9. Pat Ryan	31
10. <b>Mark Sanchez</b>	<b>29</b>
Interceptions	
Player	Int
1. Joe Namath	215
2. Richard Todd	138
3. Ken O'Brien	95
4. Vinny Testaverde	58
5. Al Dorow	56
6. Chad Pennington	55
7. Dick Wood	44
8. Boomer Esiason	39
9. <b>Mark Sanchez</b>	<b>33</b>
10. Pat Ryan	31
Passer Rating (min 500 atts)	
Player	Rtg
1. Chad Pennington	88.9
2t. Ken O'Brien	81.0
2t. Brett Favre	81.0
4. Vinny Testaverde	80.2
5. Boomer Esiason	78.2
6. Neil O'Donnell	76.7
7. Pat Ryan	72.6
8. <b>Mark Sanchez</b>	<b>70.2</b>
9. Richard Todd	68.6
10. Joe Namath	65.8

## TOP SINGLE SEASON PASSING PERFORMANCES

### Yardage

	Player	Yds	Year	Att	Cmp	Pct	TD	Int	Rtg
1.	Joe Namath	4,007	1967	491	258	.525	26	28	73.8
2.	Ken O'Brien	3,818	1985	488	297	.609	25	8	95.6
3.	Vinny Testaverde	3,732	2000	590	328	.556	21	25	69.0
4.	Ken O'Brien	3,690	1986	482	300	.622	25	20	85.8
5.	Richard Todd	3,478	1983	518	308	.595	18	26	70.3
6.	Brett Favre	3,472	2008	522	343	.657	22	22	81.0
7.	Boomer Esiason	3,421	1993	473	288	.609	16	11	84.5
8.	Joe Namath	3,379	1966	471	232	.493	19	27	62.6
9.	Chad Pennington	3,352	2006	485	313	.645	17	16	82.6
10.	Ken O'Brien	3,346	1989	477	288	.604	12	18	74.3

### Most Starts

	Player	Starts	W	L	T	Pct
1.	Joe Namath	126	61	61	4	.500
2.	Ken O'Brien	106	50	55	1	.476
3.	Richard Todd	93	42	50	1	.457
4t.	Vinny Testaverde	61	35	26	0	.574
4t.	Chad Pennington	61	32	29	0	.525

### Longest Passing Plays

	Player	Yds	Opp	Date
1.	K. O'Brien to W. Walker	96t	at BUF	12/8/85
2.	J. Namath to R. Caster	91	BAL	10/26/75
3.	J. Namath to R. Caster	89t	at MIA	10/7/74
4.	K. O'Brien to W. Walker	88t	NE	11/24/85
5t.	J. Namath to D. Maynard	87t	at SD	11/24/68
5t.	R. Todd to W. Walker	87t	OAK	10/23/77

### Most Consecutive Completions

	Player	Comp	Opp	Date
1.	Boomer Esiason	18	MIA	9/12/83 (last 5)
			NE	9/26/83 (first 13)
2.	Ken O'Brien	17	at ATL	11/9/86
3t.	Joe Namath	15	MIA	10/22/67 (last 12)
			BOS	10/29/67 (first 3)
3t.	Ken O'Brien	15	BUF	10/5/86
3t.	Chad Pennington	15	at BUF	9/30/07

### Most Games 300-Plus Yards Passing, Career

	Player	Games	Years
1.	Joe Namath	21	1965-76
2.	Ken O'Brien	17	1983-92
3.	Richard Todd	7	1976-83

## TOP 5 SEASON

### Passing Touchdowns

	Player	TD	Year
1.	Vinny Testaverde	29	1998
2t.	Joe Namath	26	1967
2t.	Dick Wood	26	1960
4t.	Ken O'Brien	25	1986
4t.	Ken O'Brien	25	1985
4t.	Richard Todd	25	1981

### Fewest Interceptions (min 200 atts)

	Player	Int	Year
1t.	Chad Pennington	6	2002
1t.	Ray Lucas	6	1999
1t.	Brooks Bollinger	6	2005
4t.	Neil O'Donnell	7	1997
4t.	Vinny Testaverde	7	1998
4t.	Ken O'Brien	7	1988
4t.	Ken O'Brien	7	1984

### Most Attempts

	Player	Att	Year
1.	Vinny Testaverde	590	2000
2.	Brett Favre	522	2008
3.	Richard Todd	518	1983
4.	Mark Sanchez	507	2010
5.	Richard Todd	497	1981

### Most Completions

	Player	Cmp	Year
1.	Brett Favre	343	2008
2.	Vinny Testaverde	328	2000
3.	Richard Todd	308	1983
4.	Ken O'Brien	300	1986
5.	Ken O'Brien	297	1985

### Best Completion Pct (min 200 atts)

	Player	Pct	Year
1.	Chad Pennington	68.9	2002
2.	Chad Pennington	68.8	2007
3.	Brett Favre	65.7	2008
4.	Chad Pennington	65.4	2004
5.	Chad Pennington	64.5	2006

### Most Interceptions

	Player	Int	Year
1t.	Al Dorow	30	1961
1t.	Richard Todd	30	1980
3t.	Joe Namath	28	1967
3t.	Joe Namath	28	1975
5.	Joe Namath	27	1966

### Highest Passer Rating (min 200 atts)

	Player	Rtg	Year
1.	Chad Pennington	104.2	2002
2.	Vinny Testaverde	101.6	1998
3.	Ken O'Brien	96.2	1985
4.	Chad Pennington	91.0	2004
5.	Richard Todd	87.3	1982

### Highest Touchdown Pct (min 200 attempts)

	Player	Pct	Year
1.	Vinny Testaverde	6.9	1998
2.	Al Dorow	6.6	1960
3.	Joe Namath	5.9	1972

### Lowest Interception Pct (min 200 attempts)

	Player	Pct	Year
1t.	Chad Pennington	1.5	2002
1t.	Neil O'Donnell	1.5	1997
3.	Ken O'Brien	1.6	1985
4t.	Vinny Testaverde	1.7	1998
4t.	Ken O'Brien	1.7	1988

## TOP SINGLE GAME PASSING PERFORMANCES

### Passing yards

	Player	Yds	Opp	Date
1.	Joe Namath	496	at BAL	9/23/72
2.	Vinny Testaverde	481	at BAL	12/24/00
3.	Ken O'Brien	479	MIA	9/21/86
4.	Richard Todd	447	SF	9/21/80
5.	Richard Todd	446	LAN	9/25/83

### Most Passes Attempted

	Player	Att	Opp	Date
1.	Vinny Testaverde	69	at BLT	12/24/00
2.	Vinny Testaverde	63	SEA	12/6/98
3.	Joe Namath	62	BAL	10/18/70

### Most Passes Completed

	Player	Cmp	Opp	Date
1t.	Richard Todd	42	SF	9/21/80
1t.	Vinny Testaverde	42	SEA	12/6/98
3.	Richard Todd	37	LAN	9/25/83
4t.	Vinny Testaverde	36	MIA	10/23/00
4t.	Vinny Testaverde	36	at BLT	12/24/00

### Most Pass Attempts, No Interceptions, Game

	Player	Att	Opp	Date
1.	Neil O'Donnell	50	at NE	9/14/97
2.	Ken O'Brien	49	vs PHI	12/21/87
3t.	Al Dorow	48	at OAK	12/11/60
3t.	Ray Lucas	48	at NYG	12/5/99

### Highest Passer Rating

	Player	Rtg	Opp/Score	Date	C/A	Pct	Yds	TD	Lg
1.	Ken O'Brien	158.3	SEA/W, 38-7	11/2/86	26/32	81.3%	431	4	83t
2.	Joe Namath	151.4	SD/W, 42-31	12/24/67	18/26	69.2%	343	4	37
3.	Joe Namath	149.3	BOS/W, 38-28	12/17/66	14/21	66.7%	287	3	77t
4.	Chad Pennington	148.1	SEA/W, 37-14	12/19/04	18/24	75.0%	253	3	34
5.	Vinny Testaverde	147.9	CAR/W, 48-21	11/29/98	16/21	76.2%	255	2	37

### Most Touchdown Passes

	Player	TD	Opp	Date
1t.	Joe Namath	6	at BAL	9/24/72
1t.	Brett Favre	6	ARZ	9/28/08
2t.	Vinny Testaverde	5	MIA	10/23/00
2t.	Neil O'Donnell	5	at SEA	8/31/97
2t.	Ken O'Brien	5	TB	11/17/85
2t.	Joe Namath	5	HOU	9/18/66
2t.	John Green	5	at DEN	10/22/62

### Most Passes Had Intercepted

	Player	Int	Opp	Date
1t.	Joe Namath	6	MIA	10/14/75
1t.	Joe Namath	6	BAL	10/18/70
1t.	Joe Namath	6	HOU	10/15/67
4t.	12 times	5		
	Last: Mark Sanchez		BUF	10/18/09

### Highest Comp. Pct. (min 20 atts, since 1970)

	Player	Pct (C-A)	Opp	Date
1.	C. Pennington	82.8 (24-29)	MIN	10/20/02
2.	Ken O'Brien	82.6 (19-23)	at CLE	10/6/91
3.	C. Pennington	82.1 (32-39)	at BUF	9/30/07

# RUSHING RECORDS

## ALL-TIME RUSHING YARDAGE

	Player	Seasons	G	Att	Yds	Avg	Lg	TD
1.	Curtis Martin	1998-05 (8)	123	2560	10302	4.0	60t	58
2.	Freeman McNeil	1981-92 (12)	144	1798	8074	4.5	69	38
3.	Emerson Boozer	1966-75 (10)	118	1291	5135	4.0	54	52
4.	Matt Snell	1964-72 (9)	87	1057	4285	4.1	60	24
5.	Johnny Hector	1983-92 (10)	126	1051	4280	4.1	64	41
6.	John Riggins	1971-75 (5)	61	928	3880	4.2	42	25
7.	Bill Mathis	1960-69 (10)	137	1044	3589	3.4	79	37
8.	Thomas Jones	2007-09 (3)	44	931	3833	4.1	71t	28
9.	Adrian Murrell	1993-97 (5)	73	860	3447	4.0	78	15
10.	Brad Baxter	1989-95 (7)	94	779	2928	3.8	31	35
11.	Scott Dierking	1977-83 (7)	102	731	2901	4.0	40	18
12.	Clark Gaines	1976-80 (5)	65	581	2552	4.4	52	8
13.	Kevin Long	1977-81 (5)	73	574	2190	3.8	27	25
14.	Blair Thomas	1990-93 (4)	51	468	2009	4.3	41	5
15.	Bruce Harper	1977-84 (8)	99	374	1829	4.9	78t	8
16.	Johnny Johnson	1993-94 (2)	31	438	1752	4.0	90	6
17.	Leon Washington	2006-09(4)	55	370	1782	4.8	61t	13
18.	<b>Shonn Greene</b>	<b>2009-(2)</b>	<b>29</b>	<b>293</b>	<b>1306</b>	<b>4.5</b>	<b>33t</b>	<b>4</b>
19.	LaMont Jordan	2001-04 (4)	62	262	1277	4.9	61t	10
20.	Roger Vick	1987-89 (3)	44	317	1231	3.9	39t	9
21.	Mark Smolinski	1963-68 (6)	81	305	960	3.1	56	8
22.	<b>LaDainian Tomlinson</b>	<b>2010-(1)</b>	<b>15</b>	<b>219</b>	<b>914</b>	<b>4.2</b>	<b>31</b>	<b>6</b>
23.	Richard Todd	1976-83 (8)	102	231	821	3.6	31t	14
24.	Dick Christy	1961-63 (3)	39	221	803	3.6	47	6
25.	Tom Newton	1977-82 (6)	87	188	772	4.1	51t	9
26.	Al Dorow	1960-61 (2)	28	144	770	5.3	40	11
27.	Richie Anderson	1993-02 (10)	134	191	722	3.8	55	2
28.	Steve Davis	1975-76 (2)	26	164	708	4.3	26	4
29.	Cedric Houston	2005-06 (2)	20	194	676	3.5	31	7
30.	Dwayne Crutchfield	1982-83 (2)	17	159	649	4.1	17	4
31.	Mike Augustyniak	1981-83 (3)	27	153	567	3.7	16	7
32.	Carl Garrett	1975 (1)	13	122	566	4.6	40	5
33.	George Nock	1969-71 (3)	30	186	534	2.9	19	8
34.	Brad Smith	2006-10 (4)	60	60	468	7.8	57	1
35.	Dewey Bohling	1960-61 (2)	19	136	450	3.3	49	2
36.	Cliff McClain	1970-73 (4)	46	79	445	5.6	63t	2
37.	Tony Paige	1984-86 (3)	48	137	397	2.9	30	17
38.	Chad Pennington	2000-07 (8)	70	147	396	2.7	16	6
39.	Ken O'Brien	1984-92 (9)	124	170	377	2.2	22	0
40.	Kevan Barlow	2006 (1)	12	131	370	2.8	12	6
41.	Mike Adamle	1973-74 (2)	26	95	357	3.8	36	2
42.	Leon Johnson	1997-00 (4)	32	90	345	3.8	40	4
43.	Billy Joe	1967-69 (3)	22	79	340	4.3	32t	5
44.	Marion Barber	1982-88 (7)	85	74	317	4.3	18	3
45.	Ed Marinaro	1976 (1)	6	77	312	4.1	17	2
46.	Lee White	1968-70 (3)	29	98	303	3.1	16	0
47.	Dennis Bligen	1984-87 (4)	20	73	300	4.1	28t	3
48.	Ray Lucas	1997-00 (4)	35	58	264	4.6	21	1
49.	Mel West	1961-62 (2)	12	55	248	4.5	35	3
50.	Jerald Sowell	1997-05 (9)	137	61	244	4.0	33	1

For a complete list, log on to [newyorkjets.com](http://newyorkjets.com)

## 1,000-YARD RUSHING SEASONS

	Player	Year	Att	Yds	Avg	Lg	TD	W	L	Playoffs
1.	Curtis Martin	2004	371	1,697	4.6	25t	12	10	6	Divisional
2.	Curtis Martin	2001	333	1,513	4.5	47	10	10	6	Wild Card
3.	Curtis Martin	1999	367	1,464	4.0	50	5	8	8	Did Not Qualify
4.	Thomas Jones	2009	331	1,402	4.2	71t	14	9	7	Championship
5.	Freeman McNeil	1985	294	1,331	4.5	69	3	11	5	Wild Card
6.	Thomas Jones	2008	290	1,312	4.5	59t	13	9	7	Did Not Qualify
7.	Curtis Martin	2003	323	1,308	4.0	56	2	6	10	Did Not Qualify
8.	Curtis Martin	1998	369	1,287	3.5	60	8	12	4	Championship
9.	Adrian Murrell	1996	301	1,249	4.1	78	6	1	15	Did Not Qualify
10.	Curtis Martin	2000	316	1,204	3.8	55	9	9	7	Did Not Qualify
11.	Thomas Jones	2007	310	1,119	3.6	36	1	4	12	Did Not Qualify
12.	Curtis Martin	2002	261	1,094	4.2	35	7	9	7	Divisional
13.	Adrian Murrell	1997	300	1,086	3.6	43t	7	9	7	Did Not Qualify
14.	Freeman McNeil	1984	229	1,070	4.7	53	5	7	9	Did Not Qualify
15.	John Riggins	1975	238	1,005	4.2	42	8	3	11	Did Not Qualify

## TOP 10 CAREER

Attempts	Player	Att
1.	Curtis Martin	2,560
2.	Freeman McNeil	1,798
3.	Emerson Boozer	1,291
4.	Matt Snell	1,057
5.	Johnny Hector	1,051
6.	Bill Mathis	1,044
7.	John Riggins	928
8.	Adrian Murrell	860
9.	Brad Baxter	779
10.	Scott Dierking	731

## Average (min 400 attempts)

Player	Avg
1.	Freeman McNeil 4.5
2.	Clark Gaines 4.4
3.	Blair Thomas 4.3
4.	John Riggins 4.2
5t.	Thomas Jones 4.1
5t.	Johnny Hector 4.1
5t.	Matt Snell 4.1
8t.	Scott Dierking 4.0
8t.	Johnny Johnson 4.0
8t.	Curtis Martin 4.0
8t.	Adrian Murrell 4.0

## Touchdowns

Player	TD
1.	Curtis Martin 58
2.	Emerson Boozer 52
3.	Johnny Hector 41
4.	Freeman McNeil 38
5.	Bill Mathis 37
6.	Brad Baxter 35
7.	Thomas Jones 28
8t.	Kevin Long 25
8t.	John Riggins 25
10.	Matt Snell 24

## TOP 5 SEASONS

Attempts	Player	Att	Year
1.	Curtis Martin	371	2004
2.	Curtis Martin	369	1998
3.	Curtis Martin	367	1999
4.	Curtis Martin	333	2001
5.	Thomas Jones	331	2009

## Yardage

Player	Yds	Year
1.	Curtis Martin 1,697	2004
2.	Curtis Martin 1,513	2001
3.	Curtis Martin 1,464	1999
4.	Thomas Jones 1,402	2009
5.	Freeman McNeil 1,331	1985

## Touchdowns

Player	TD	Year
1.	Thomas Jones 14	2009
2.	Thomas Jones 13	2008
2.	Curtis Martin 12	2004
4t.	Emerson Boozer 11	1972
4t.	Johnny Hector 11	1987
4t.	Brad Baxter 11	1991

## Average(min 50 attempts)

Player	Avg	Year
1.	Bruce Harper 6.94	1983
2.	Leon Washington 5.89	2008
3.	Freeman McNeil 5.88	1991
4.	Al Dorow 5.87	1961
5.	Johnny Hector 5.56	1991

# TOP SINGLE GAME RUSHING PERFORMANCES

## Yardage

	Player	Yds	Date	Opp	Att	Avg	Lg	TD
1.	Thomas Jones	210	10/18/09	BUF	22	9.5	71t	1
2.	Curtis Martin	203	12/3/00	IND	30	6.8	55	1
3.	Adrian Murrell	199	10/27/96	at ARZ	31	6.4	78	1
4.	Curtis Martin	196	9/12/04	CIN	29	6.8	24t	1
5.	Freeman McNeil	192	9/15/85	BUF	18	10.7	69	2

## Attempts

	Player	Att	Opp	Date	Yds
1t.	Johnny Hector	40	at NE	10/12/86	(143 yards)
1t.	Adrian Murrell	40	at CIN	9/28/97	(156 yards)
3.	Curtis Martin	38	ARZ	11/7/99	(131 yards)
4.	Curtis Martin	36	MIA	10/4/98	(108 yards)

## Touchdowns

	Player	TD	Opp	Date
1t.	Emerson Boozer	3	at DEN	9/24/67
1t.	Emerson Boozer	3	at NE	10/15/72
1t.	Emerson Boozer	3	NE	10/29/72
1t.	Billy Joe	3	BOS	10/27/68
1t.	Kevin Long	3	BUF	10/8/78
1t.	Kevin Long	3	DET	9/16/79
1t.	Johnny Hector	3	at NE	10/12/86
1t.	Curtis Martin	3	at NE	10/15/00
1t.	Curtis Martin	3	KC	11/11/01
1t.	Thomas Jones	3	STL	11/9/08

## Average (min 10 attempts)

	Player	Avg	Att-Yds	Opp	Date
1.	Freeman McNeil	10.7	18-192	BUF	9/15/85
2.	Dick Christy	10.6	10-106	OAK	9/9/62
3.	Johnny Johnson	10.5	12-126	CHI	9/25/94
4.	Matt Snell	10.3	12-124	at BUF	9/29/68
5.	Johnny Hector	10.2	13-132	at MIA	12/22/91

## Longest Running Plays

	Player	Yds	Opp	Date
1.	Johnny Johnson	90	CHI	9/25/94
2.	Bill Mathis	79	HOU	11/21/65
3t.	Bruce Harper	78t	ATL	10/23/83
3t.	Adrian Murrell	78	at ARZ	10/27/96
5.	Thomas Jones	71t	vs. BUF	10/18/09
6.	Freeman McNeil	69	BUF	9/15/85
7.	Thomas Jones	64	vs BUF	10/18/09
8.	Johnny Hector	64	at CLE	10/14/84
9.	Clifford McClain	63t	CIN	12/19/71
10t.	LaMont Jordan	61t	at SD	11/3/02
10t.	Leon Washington	61t	at TEN	11/23/08

## 100-Yard Rushing Games with the Jets

	Player	Games	Seasons
1.	Curtis Martin	43	1998-05
2.	Freeman McNeil	26	1981-92
3.	Thomas Jones	16	2007-09
4.	Matt Snell	11	1964-72
5.	John Riggins	10	1971-75

## Most Consecutive 100-Yard Games

	Player	Games	Year
1t.	Curtis Martin	4	1999
1t.	Curtis Martin	4	1998
1t.	Freeman McNeil	4	1985

## Top Rookie Rushing Seasons

	Player	Year	Att	Yds	Avg	Lg	TD
1.	Matt Snell	1964	215	948	4.4	42	5
2.	John Riggins	1971	180	769	4.3	25	1
3.	Clark Gaines	1976	157	724	4.6	33	3
4.	Leon Washington	2006	151	650	4.3	23	4
5.	Blair Thomas	1990	123	620	5.0	41	

# RECEIVING RECORDS

## ALL-TIME RECEPTIONS

	Player	Seasons	G	Rec	Yds	Avg	Lg	TD
1.	Don Maynard	1960-72(13)	172	627	11732	18.7	87t	88
2.	Wayne Chrebet	1995-05(11)	152	580	7365	12.7	70	41
3.	Al Toon	1985-92(8)	107	517	6605	12.8	78t	31
4.	Laveranues Coles	2000-02, 05-08(7)	105	459	5941	12.9	63	37
5t.	Wesley Walker	1977-89(13)	154	438	8306	19.0	96t	71
5t.	Mickey Shuler	1978-89(12)	160	438	4819	11.0	51	37
7.	Curtis Martin	1998-05(8)	123	367	2439	6.6	34	5
8.	<b>Jerricho Cotchery</b>	<b>2004-(7)</b>	<b>103</b>	<b>358</b>	<b>4514</b>	<b>12.6</b>	<b>71t</b>	<b>18</b>
9.	Jerome Barkum	1972-83(12)	158	326	4789	14.7	63	40
10.	George Sauer	1965-70(6)	84	309	4965	16.1	77	28
11.	Rob Moore	1990-94(5)	76	306	4258	13.9	69t	22
12t.	Keyshawn Johnson	1996-99(4)	62	305	4108	13.5	65	31
12t.	Richie Anderson	1993-02(10)	134	305	2449	8.0	48	10
14.	Freeman McNeil	1981-92(12)	144	295	2961	10.0	59	12
15.	Rich Caster	1970-77(8)	107	245	4434	18.1	91	36
16.	Bruce Harper	1977-84(8)	99	220	2409	11.0	72t	12
17.	Art Powell	1960-62(3)	42	204	3178	15.6	80	27
18.	Matt Snell	1964-72(9)	87	193	1375	7.1	54	7
19.	Bake Turner	1963-69(7)	90	191	3002	15.7	71	22
20.	Johnny Hector	1983-92(10)	126	188	1661	8.8	36	3
21.	Pete Lammons	1966-71(6)	83	184	2345	12.7	61	14
22.	Clark Gaines	1976-80(5)	65	164	1421	8.7	31	6
23.	Johnny Mitchell	1992-95(4)	53	158	2086	13.2	65t	16
24.	Derrick Gaffney	1978-87(8)	100	156	2613	16.8	50	7
25.	Chris Burkett	1989-93(5)	76	155	2064	13.3	77	10
26.	Santana Moss	2001-04(4)	51	151	2416	16.0	69t	19
27.	Bill Mathis	1960-69(10)	137	149	1775	11.9	70	9
28.	<b>Dustin Keller</b>	<b>2008-(3)</b>	<b>48</b>	<b>148</b>	<b>1744</b>	<b>11.8</b>	<b>54</b>	<b>10</b>
29.	Jerald Sowell	1997-05(9)	137	147	1188	8.1	62	5
30.	Chris Baker	2002-08(7)	98	145	1505	10.4	47	12
31.	Emerson Boozer	1966-75(10)	118	139	1488	10.7	49t	12
32.	Lam Jones	1980-84(5)	61	138	2322	16.8	55	13
33.	Anthony Becht	2000-04(5)	78	133	1164	8.8	30	17
34.	John Riggins	1971-75(5)	61	129	1162	9.0	67t	6
35.	Adrian Murrell	1993-97(5)	73	127	740	5.8	43	3
36.	Scott Dierking	1977-83(7)	102	123	1023	8.3	27	4
37.	Justin McCareins	2004-07(4)	64	141	2062	14.6	51	7
38.	Leon Washington	2006-09(4)	55	123	969	7.9	64	2
39.	Dedric Ward	1997-00(4)	59	119	1815	15.3	71t	11
40.	Eddie Bell	1970-75(6)	81	118	1774	15.0	83t	12
41.	Johnny Johnson	1993-94(2)	31	109	944	8.7	48	3
42.	Dick Christy	1961-63(3)	39	99	1132	11.4	68	4
43t.	Terance Mathis	1990-93(4)	64	93	1242	13.4	55t	4
43t.	Kyle Brady	1995-98(4)	63	93	949	10.2	35	10
45.	Jeff Graham	1996-97(2)	27	92	1330	14.5	78t	8
46.	<b>Braylon Edwards</b>	<b>2009-(2)</b>	<b>28</b>	<b>88</b>	<b>1445</b>	<b>16.4</b>	<b>74t</b>	<b>11</b>
47.	Mark Smolinski	1963-68(6)	81	81	613	7.6	49	5
48.	Brad Baxter	1989-95(7)	94	80	587	7.3	34	0
49.	Kurt Sohn	1981-88(7)	87	79	1018	12.9	39t	10
50.	Mark Boyer	1990-92(3)	43	75	636	8.5	25	1

For a complete list, log on to [newyorkjets.com](http://newyorkjets.com)

### Career 100-Yard Games

Player	Total
1. Don Maynard	50
2. Wesley Walker	22
3. Al Toon	19
4. George Sauer	16
5. Laveranues Coles	13
6t. Art Powell	12
6t. Rich Caster	12

### Consecutive 100-Yard Games

Player	Total	Year
1. Don Maynard	4	1968
2t. Don Maynard	3	1967
2t. Al Toon	3	1987
2t. Al Toon	3	1988

### Consecutive Games, Reception

Player	Total	Seasons
1. A. Toon	101	1985-92
2. M. Shuler	79	1983-89
3. C. Martin	64	1999-02

\*Regular Season Only

## TOP 10 CAREER

### Yardage

Player	Yds
1. Don Maynard	11,732
2. Wesley Walker	8,306
3. Wayne Chrebet	7,365
4. Al Toon	6,605
5. Laveranues Coles	5,941
6. George Sauer	4,965
7. Mickey Shuler	4,819
8. Jerome Barkum	4,789
9. Rich Caster	4,434
10. Rob Moore	4,258

### Average (min 100 catches)

Player	Avg
1. Wesley Walker	19.0
2. Don Maynard	18.7
3. Rich Caster	18.1
4t. Lam Jones	16.8
4t. Derrick Gaffney	16.8
6. George Sauer	16.1
7. Santana Moss	16.0
8. Bake Turner	15.7
9. Art Powell	15.6
10. Dedric Ward	15.3

### Touchdowns

Player	TD
1. Don Maynard	88
2. Wesley Walker	71
3. Wayne Chrebet	41
4t. Jerome Barkum	40
5t. Mickey Shuler	37
5t. Laveranues Coles	37
7. Rich Caster	36
8t. Al Toon	31
8t. Keyshawn Johnson	31
10. George Sauer	28

## TOP 5 SEASONS

### Yardage

Player	Yds	Year
1. Don Maynard	1,434	1967
2. Don Maynard	1,297	1968
3. Don Maynard	1,265	1960
4. Laveranues Coles	1,264	2002
5. Don Maynard	1,218	1965

### Average (min 40 catches)

Player	Avg	Year
1. Wesley Walker	24.4	1978
2. Don Maynard	22.8	1968
3. Don Maynard	20.2	1967
4. Don Maynard	20.0	1969
5. Santana Moss	18.6	2004

### Touchdowns

Player	TD	Year
1. Don Maynard	14	1965
2. Wesley Walker	12	1985
3t. Santana Moss	10	2003
3t. Keyshawn Johnson	10	1998
3t. Rich Caster	10	1972
3t. Don Maynard	10	1968
3t. Don Maynard	10	1967

# TOP SINGLE GAME RECEIVING PERFORMANCES

## Receptions

	Player	Rec	Year	Yds	Avg	TD
1.	Al Toon	93	1988	1,067	11.5	5
2.	Laveranues Coles	91	2006	1,098	12.1	6
3t.	Laveranues Coles	89	2002	1,264	14.2	5
3t.	Keyshawn Johnson	89	1999	1,170	13.1	8
5.	Richie Anderson	88	1998	853	9.7	2
6.	Al Toon	85	1986	1,176	13.8	8
7.	Wayne Chrebet	84	1996	909	10.8	3
8.	Keyshawn Johnson	83	1998	1,131	13.6	10
9t.	Jerricho Cotchery	82	2007	1,130	13.8	2
9t.	Jerricho Cotchery	82	2006	961	11.7	6

## Most Games, 100 Or More Yards Receiving, Season

	Player	Games	Season
1.	Don Maynard	9	1967
2.	Don Maynard	7	1968
3.	Wayne Chrebet	6	1998

## Rookie Receptions, Season

	Player	Rec	Year
1.	Wayne Chrebet	66	1995
2.	Keyshawn Johnson	63	1996
3.	Matt Snell	56	1964
4.	Dustin Keller	48	2008
5.	Al Toon	46	1985

## Rookie Yardage, Season

	Player	Yds	Year
1.	Keyshawn Johnson	844	1996
2.	Wesley Walker	740	1977
3.	Wayne Chrebet	726	1995
4.	Rob Moore	692	1990
5.	Derrick Gaffney	691	1978

## Rookie Touchdowns, Season

	Player	TD	Year
1.	Keyshawn Johnson	8	1996
2.	Rob Moore	6	1990
3t.	Wayne Chrebet	4	1995
3t.	Pete Lammons	4	1966

## 1,000 Yards Receiving

	Player	Yds	Year	Rec	Avg	TD
1.	Don Maynard	1,434	1967	71	20.2	10
2.	Don Maynard	1,297	1968	57	22.8	10
3.	Don Maynard	1,265	1960	72	17.6	6
4.	Laveranues Coles	1,264	2002	89	14.2	5
5.	Don Maynard	1,218	1965	68	17.9	14
6.	George Sauer	1,189	1967	75	15.9	6
7.	Al Toon	1,176	1986	85	13.8	8
8.	Keyshawn Johnson	1,170	1999	89	13.1	8
9.	Wesley Walker	1,169	1978	48	24.4	8
10.	Art Powell	1,167	1960	69	16.9	14
11.	George Sauer	1,141	1968	66	17.3	3
12.	Keyshawn Johnson	1,131	1998	83	13.6	10
13t.	Jerricho Cotchery	1,130	2007	82	13.8	2
13t.	Art Powell	1,130	1962	64	17.7	8
15.	Santana Moss	1,105	2003	74	14.9	10
16.	Laveranues Coles	1,098	2006	91	12.1	6
17.	Wayne Chrebet	1,083	1998	75	14.4	8
18.	George Sauer	1,079	1966	63	17.1	5
19.	Al Toon	1,067	1988	93	11.5	5
20.	Don Maynard	1,041	1962	56	18.6	8
21.	Wesley Walker	1,016	1986	49	20.7	12
22.	Rob Moore	1,010	1994	78	12.9	6
23.	Bake Turner	1,009	1963	71	14.2	6

# TOP SINGLE GAME RECEIVING PERFORMANCES

## Receptions

	Player	Rec	Yds	Opp	Date
1.	Clark Gaines	17	160	SF	9/21/80
2.	Al Toon	14	181	MIA	11/27/88
3.	Al Toon	13	106	at IND	11/6/88
4t.	Art Powell	12	160	at DEN	10/22/61
4t.	Don Maynard	12	159	OAK	12/17/67
4t.	Eddie Bell	12	151	BAL	10/18/70
4t.	Clark Gaines	12	91	at BUF	9/14/80
4t.	Laveranues Coles	12	144	at MIN	12/17/06
4t.	Laveranues Coles	12	100	PHI	12/12/04
4t.	Wayne Chrebet	12	162	at JAX	10/13/96

## Yardage

	Player	Yds	No	Opp	Date
1.	Don Maynard	228	10	at OAK	11/17/68
2.	Don Maynard	212	7	HOU	10/20/69
3.	Bake Turner	210	8	at HOU	11/10/63
4.	Rich Caster	204	6	at BAL	9/24/72
5.	Don Maynard	203	8	at KC	9/15/68

## Highest Average Per Reception, Game (Min 4 Receptions)

	Player	Avg (Rec-Yds-TD)	Opp	Date
1.	Wesley Walker	44.5 (4-178-1)	OAK	10/23/77
2.	Don Maynard	35.3 (4-141-0)	at DEN	9/24/67
3.	Art Powell	35.0 (5-175-1)	at OAK	9/9/62
4.	Rich Caster	34.5 (4-138-1)	BUF	10/4/70
5.	Rich Caster	34.0 (6-204-3)	at BAL	9/24/72

## Touchdowns

	Player	TD	Opp	Date
1.	Wesley Walker	4	MIA	9/21/86
2t.	Art Powell	3	at DEN	12/4/60
	Don Maynard	3	DEN	10/26/63
	Don Maynard	3	SD	12/24/67
	Don Maynard	3	MIA	12/1/68
	Rich Caster	3	at BAL	9/24/72
	Wesley Walker	3	at DET	12/6/82
	Wesley Walker	3	at BUF	9/23/84
	Wesley Walker	3	IND	11/16/86
	Wesley Walker	3	HOU	9/18/88
	Mickey Shuler	3	TB	11/17/85
	Al Toon	3	NO	10/26/86
	Johnny Mitchell	3	PHI	10/3/93
	Jeff Graham	3	at IND	11/17/96
	Santana Moss	3	NYG	11/2/03
	Laveranues Coles	3	ARZ	9/28/08

## Longest Passing Plays

	Player	Yds	Opp	Date
1.	Wesley Walker from Ken O'Brien	96t	at BUF	12/8/85
2.	Rich Caster from Joe Namath	91	BAL	10/26/75
3.	Rich Caster from Joe Namath	89t	at MIA	10/7/74
4.	Wesley Walker from Ken O'Brien	88t	NE	11/24/85
5t.	Don Maynard from Joe Namath	87t	at SD	11/24/68
5t.	Wesley Walker from Richard Todd	87t	OAK	10/23/77

# INTERCEPTION RECORDS

## ALL-TIME INTERCEPTIONS

	Player	Seasons	Int	Yds	Avg	Lg	TD	G
1	Bill Baird	1963-69 (7)	34	357	10.5	54	2	98
2	Dainard Paulson	1961-66 (6)	29	343	11.8	47	1	84
3t.	Aaron Glenn	1994-01 (8)	24	294	12.3	100t	3	121
3t.	Larry Grantham	1960-72 (13)	24	308	12.8	41t	1	175
3t.	Victor Green	1993-01 (9)	24	529	22	87	2	139
3t.	James Hasty	1988-94 (7)	24	251	10.5	40	1	111
7	Erik McMillan	1988-92 (5)	22	608	27.6	92t	5	76
8t.	Al Atkinson	1965-74 (10)	21	224	10.7	36	0	120
8t.	Bobby Jackson	1978-85 (8)	21	196	9.3	77t	2	95
8t.	Burgess Owens	1973-79 (7)	21	313	14.9	49	2	97
8t.	Darrol Ray	1980-84 (5)	21	581	27.7	71t	3	72
12	Ralph Baker	1964-74 (11)	19	218	11.5	67t	2	142
13	Brian Washington	1990-94 (5)	18	206	11.4	62t	2	77
14t.	Johnny Lynn	1979-86 (7)	17	271	15.9	67	1	97
14t.	Johnny Sample	1966-68 (3)	17	173	10.2	41t	2	41
16	Ken Schroy	1977-84 (8)	16	206	12.9	82t	1	113
17t.	Greg Buttle	1976-84 (9)	15	215	14.3	44t	1	110
17t.	Lance Mehl	1980-87 (8)	15	145	9.7	38	1	97
17t.	Lee Riley	1961-62 (2)	15	181	12.1	41	0	26
17t.	Kerry Rhodes	2005-09(5)	15	189	12.6	50	0	78
21t.	Marcus Coleman	1996-01 (6)	14	259	18.5	98t	1	91
21t.	Jerry Holmes	1980-87 (6)	14	158	11.3	43t	1	76
21t.	Jim Hudson	1965-70 (6)	14	195	13.9	45	0	54
21t.	Mo Lewis	1991-03 (13)	14	241	17.2	67t	4	200
21t.	Otis Smith	1995-99 (5)	14	293	20.9	51t	4	46
<b>21t.</b>	<b>Darrelle Revis</b>	<b>2007- (4)</b>	<b>14</b>	<b>179</b>	<b>12.7</b>	<b>67t</b>	<b>2</b>	<b>61</b>
27	W.K. Hicks	1970-72 (3)	13	188	14.5	43	0	41
28t.	Kyle Clifton	1984-96 (13)	12	74	6.2	39	0	204
28t.	Steve Tannen	1970-74 (5)	12	204	17	32	0	61
28t.	David Barrett	2004-08 (5)	12	67	5.6	25t	1	69
31	Ray Mickens	1996-03 (8)	11	30	2.7	16	0	126
32t.	Randy Beverly	1967-69 (3)	10	218	21.8	68t	1	40
32t.	Mike Brim	1991-92 (2)	10	191	19.1	77t	1	32
32t.	Ty Law	2005, 08 (2)	10	195	19.5	74t	1	23
32t.	Rich Sowell	1971-77 (7)	10	115	11.5	30t	1	78
36	Cornell Gordon	1965-69 (5)	9	44	4.9	20	0	54
37t.	John Ebersole	1970-77 (8)	8	69	8.6	41	0	108
37t.	Delles Howell	1973-75 (3)	8	118	14.8	41	0	34
39t.	Donnie Abraham	2002-04 (3)	7	127	18.1	66t	1	40
39t.	Erik Coleman	2004-07 (4)	7	50	7.1	37	0	64
39t.	John Dockery	1968-71 (4)	7	111	15.9	35	0	45
<b>39t.</b>	<b>Dwight Lowery</b>	<b>2008- (3)</b>	<b>7</b>	<b>128</b>	<b>18.3</b>	<b>41</b>	<b>2</b>	<b>43</b>
39t.	Rich Miano	1985-89 (5)	7	33	4.7	21	0	60
39t.	Shafer Suggs	1976-80 (5)	7	114	16.3	32t	1	56
39t.	Marcus Turner	1992-95 (4)	7	170	24.3	90t	1	54
39t.	Willie West	1964-65 (2)	7	57	8.1	28	0	17
47t.	Johnny Bookman	1961 (1)	6	33	5.5	17	0	8
47t.	Dick Felt	1960-61 (2)	6	95	15.8	55	1	28
47t.	Harry Hamilton	1984-87 (4)	6	68	11.3	*29	0	46
47t.	Gus Hollomon	1970-72 (3)	6	38	6.3	25	0	39
47t.	Fred Julian	1960 (1)	6	27	4.5	0	0	14
47t.	Jonathan Vilma	2004-07 (4)	6	60	10	38t	1	55

For a complete list, log on to [newyorkjets.com](http://newyorkjets.com)

## Most Interceptions, Season

	Player	Year	Int	Yds	Avg	Lg	TD
1.	Dainard Paulson	1964	12	157	13.1	54	1
2.	Leon Riley	1962	11	122	11.1	30	0
3.	Ty Law	2005	10	195	19.5	74	1
4t.	Erik McMillan	1988	8	168	21.0	55	2
4t.	Ken Schroy	1980	8	91	11.4	82	1
4t.	W.K. Hicks	1970	8	99	12.4	35	0
4t.	Bill Baird	1964	8	130	16.3	54	1

## Most Interception Return Yards, Season

	Player	Yds	Int	Year
1.	Darrol Ray	227	7	1981
2.	Ty Law	195	10	2005
3.	Erik McMillan	180	6	1989
4.	Erik McMillan	168	8	1988
5.	Marcus Coleman	165	6	1999

## Most Interceptions, Game

	Player	Int	Yds	Opp	Date
1t.	Dainard Paulson	3	90	OAK	9 28 63
1t.	Bill Baird	3	27	BOS	10 31 64
1t.	Rich Sowell	3	55	at BAL	9 23 73
1t.	Erik McMillan	3	57	at MIA	10 23 88
1t.	Marcus Turner	3	116	at MIN	11 20 94
1t.	Marcus Coleman	3	7	MIA	10 23 00
1t.	Ty Law	3	56	BUF	1 1 06

## Most Interception Return Yards, Game

	Player	Yds	Int	Opp	Date
1.	Marcus Turner	116	3	at MIN	11 20 94
2.	Aaron Glenn	100	1	at MIA	9 15 96
3.	Marcus Coleman	98	1	at MIA	12 27 99
4t.	Erik McMillan	92	1	IND	10 1 89
4t.	Abram Elam	92	1	at BUF	11/2/08

## Longest Interception Return

	Player	Yds	Opp	Date
1.	Aaron Glenn	100t	at MIA	9 15 96
2.	Marcus Coleman	98t	at MIA	12 27 99
3t.	Erik McMillan	92t	IND	10 1 89
3t.	Abram Elam	92t	at BUF	11/2/08
5.	Marcus Turner	90t	at MIN	11 20 94

## TOP 5 CAREER

### Return Yards

	Player	Yds
1.	Erik McMillan	608
2.	Darrol Ray	581
3.	Victor Green	529
4.	Bill Baird	357
5.	Dainard Paulson	343

### Return Avg. (min 10 ints)

	Player	Avg.
1.	Darrol Ray	27.7 (21 int)
2.	Erik McMillan	27.6 (22 int)
3.	Victor Green	22.0 (24 int)
4.	Randy Beverly	21.8 (10 int)
5.	Otis Smith	20.9 (14 int)

### Interception Return For TD

	Player	TD
1.	Erik McMillan	5
2t.	Otis Smith	4
2t.	Mo Lewis	4
4t.	Darrol Ray	3
4t.	Aaron Glenn	3

## SACK RECORDS

### TOP 10 SACKS - CAREER

Player	Sacks	Seasons
1. Mark Gastineau	107.5	1979-88
2. Joe Klecko	77.5	1977-87
<b>3. Shaun Ellis</b>	<b>72.5</b>	<b>2000-</b>
4. Gerry Philbin	64.5	1964-72
5. John Abraham	53.5	2000-05
6. Mo Lewis	52.5	1991-2002
7. Verlon Biggs	49	1965-70
8. John Elliott	47	1967-73
9. Marty Lyons	43	1979-89
10. Marvin Washington	37.5	1989-96

### TOP 10 SACKS - SEASON

Player	Sacks	Year
1. Mark Gastineau	22	1984
2. Joe Klecko	20.5	1981
3. Mark Gastineau	20	1981
4t. Gerry Philbin	19	1968
4t. Mark Gastineau	19	1983
6. John Elliott	15	1970
7. John Elliott	14.5	1969
8. Mark Gastineau	13.5	1985
9t. John Abraham	13	2001
9t. Dennis Byrd	13	1990

### TOP SACKS - SINGLE GAME

Player	Sacks	Opp	Date
1t. John Abraham	4	at NO	11/4/01
1t. Mark Gastineau	4	at IND	9/2/84
1t. Mark Gastineau	4	BAL	11/6/83
1t. Mark Gastineau	4	at HOU	9/27/81
1t. Mark Lomas	4	at BUF	10/4/70

### CONSECUTIVE GAMES WITH A FULL SACK

Player	Games	Year(s)
1. Joe Klecko	10 games*	1977-78
<b>2. Shaun Ellis</b>	<b>7 games</b>	<b>2003</b>
3. Mark Gastineau	6 games	1983
4. Mark Gastineau	5 games	1984
5. John Abraham	4 games	2002

\*Note: last six games in 1977, first four games in 1978

### MOST SACKS BY A ROOKIE

Player	Sacks	Year
1. Hugh Douglas	10	1995
<b>2. Shaun Ellis</b>	<b>8.5</b>	<b>2000</b>
3. Joe Klecko	8	1977
4t. Mark Lomas	7	1970
4t. Dennis Byrd	7	1989

## FUMBLE RECORDS

### DEFENSE

#### Most Opponents' Fumbles Recovered, Career

Player	FR	Seasons
1. James Hasty	18	1988-94
2. Kyle Clifton	15	1984-96
3t. Victor Green	13	1993-01
3t. Mo Lewis	13	1991-03

#### Most Opponents' Fumbles Recovered, Season

Player	FR	Season
1. 11 times	4	
<b>Last Time: Calvin Pace</b>	<b>4</b>	<b>2008</b>

#### Most Opponents' Fumbles Recovered, Game

Player	FR	Opp	Date
1. Five times	2		
<b>Last time: Sione Pouha</b>	<b>2</b>	<b>BLT</b>	<b>9/13/10</b>

#### Most Fumble Returns For Touchdown, Career

Player	TD Returns	Seasons
1t. Greg Buttle	2	1976-84
1t. Mark Gastineau	2	1979-88
1t. Erik McMillan	2	1988-92

#### Most Fumble Returns For Touchdown, Season

Player	TD Returns	Season
1. Erik McMillan	2	1989

### OFFENSE

#### Most Fumbles, Career

Player	Fumbles	Season
1. Ken O'Brien	68	1984-92
2. Freeman McNeil	45	1981-92
3. Richard Todd	41	1976-83

#### Most Fumbles, Season

Player	Fumbles	Season
1. Ken O'Brien	14	1985
2. Boomer Esiason	13	1993
3t. Boomer Esiason	12	1995
3t. Browning Nagle	12	1992
3t. Vinny Testaverde	12	2001

#### Most Fumbles, Game

Player	Fumbles	Opp	Date
1. Chad Pennington	6	at KC	9/11/05

#### Most Own Fumbles Recovered, Career

Player	Fumbles	Seasons
1. Ken O'Brien	26	1984-92
2. Chad Pennington	15	2000-07
3. Emerson Boozer	14	1966-75

#### Most Own Fumbles Recovered, Season

Player	Fumbles	Seasons
1. Chad Pennington	6	2003
2. Five Times	5	
<b>Last Time: Vinny Testaverde</b>		<b>2001</b>

#### Most Own Fumbles Recovered, Game

Player	Fumbles	Opp	Date
1. Twice -Last time Chad Pennington	3	at KC	9/11/05

## ***FUMBLE RETURNS FOR TOUCHDOWNS***

	<b>Date</b>	<b>Fumble Return</b>	<b>Yardage</b>	<b>Opp</b>	<b>Fumble by</b>	<b>Fumble Caused</b>
1.	11/24/60	Roger Donnahoo	57	DAL	Johnny Robinson	NA
2.	11/30/62	Larry Grantham	ez	BOS	Tom Yewcic	NA
3.	12/2/73	Phil Wise	80	BAL	Raymond Chester	Burgess Owens
4.	10/20/74	Burgess Owens	ez	BAL	David Lee (punt blocked) Owens recovers and fumbles	Steve Tannen (block)
5.	11/21/76	Greg Buttle	23	NE	Andy Johnson	Lawrence Pillars
6.	9/7/80	Darrol Ray	75	BAL	Joe Washington	Ron Crosby
7.	10/3/83	Mark Gastineau	ez	BUF	Joe Cribbs	Bob Crable
8.	9/2/84	Greg Buttle	4	IND	Mike Pagel	Mark Gastineau
9.	10/21/84	Mark Gastineau	ez	KC	Bill Kenney	Tom Baldwin
10.	9/22/85	Tom Baldwin	9	GB	Guy Prather (fake punt)	None
11.	12/7/87	Bobby Humphery	46	MIA	Troy Stradford	Alex Gordon
12.	10/15/89	Erik McMillan	74	NO	Craig Heyward	Kerry Glenn
13.	10/29/89	Erik McMillan	45	SF	Roger Craig	Kerry Glenn
14.	10/28/90	Darrell Davis	ez	HOU	Warren Moon	Darrell Davis
15.	9/3/95	Matt Brock	3	MIA	Bernie Parmalee	Marvin Washington
16.	12/22/96	Hugh Douglas	62	MIA	Stanley Pritchett	Matt Brock
17.	10/25/98	Jerome Henderson	53	ATL	Steve DeBerg	Victor Green
18.	12/13/98	Chad Cascadden	23	MIA	Dan Marino	Ernie Logan
19.	11/21/99	Eric Ogbogu	ez	BUF	Doug Flutie	Ray Mickens
20.	10/7/01	Mo Lewis	15	BUF	Larry Centers	James Farrior
21.	10/7/01	John Abraham	7	BUF	Rob Johnson	Mo Lewis
22.	9/12/04	Donnie Abraham	41	CIN	Rudi Johnson	Sam Cowart
23.	9/25/05	James Reed	33	JAX	Byron Leftwich	John Abraham
24.	9/24/06	Victor Hobson	32	BUF	J.P. Losman	Kerry Rhodes
25.	10/7/07	Kerry Rhodes	11	NYG	Brandon Jacobs	Kerry Rhodes
<b>26.</b>	<b>11/9/08</b>	<b>Calvin Pace</b>	<b>50</b>	<b>SL</b>	<b>Marc Bulger</b>	<b>Abram Elam</b>
<b>27.</b>	<b>12/14/08</b>	<b>Shaun Ellis</b>	<b>11</b>	<b>BUF</b>	<b>J.P. Losman</b>	<b>Abram Elam</b>
28.	12/27/09	Marques Douglas	1	IND	Curtis Painter	Calvin Pace

### **Five times, a Jets player has recovered a fumble on offense and scored a touchdown:**

	<b>Fumble Recovered</b>	<b>Return Yds</b>	<b>Opp</b>	<b>Fumbled by</b>	<b>Date</b>
1	Joe Namath	1	OAK	Matt Snell	12/17/1967
2	Randy Rasmussen	ez	MIA	Cliff McClain	10/8/1972
3	Clarence Jackson	24	CHI	John Riggins	9/22/1974
4	Willie Brister	ez	BAL	John Riggins	10/26/1975
5	Bobby Jones	61	BUF	Mike Augustyniak	10/18/1981

# INTERCEPTION RETURNS FOR TOUCHDOWN

Date	Pos	Int Return	Yds	Opp	Quarterback	Date	Pos	Int Return	Yds	Opp	Quarterback
1. 12/04/60	DE	Nick Mumley	26	DEN	Frank Tripucka	39. 9/29/91	S	Erik McMillan	83	MIA	Dan Marino
2. 11/23/61	DB	Dick Felt	55	BUF	M.C. Reynolds	40. 12/8/91	S	Erik McMillan	57	DET	Erik Kramer
3. 12/15/62	CB	Wayne Fontes	83	HOU	George Blanda	41. 9/13/92	S	Mike Brim	77	PIT	Neil O'Donnell
4. 10/10/64	DB	Bill Baird	54	OAK	Cotton Davidson	42. 12/6/92	S	Brian Washington	23	BUF	Jim Kelly
5. 10/31/64	LB	Wahoo McDaniel	38	BOS	Babe Parilli	43. 12/20/92	LB	Bobby Houston	20	MIA	Dan Marino
6. 11/22/64	DE	LaVerne Torczon	40	OAK	Cotton Davidson	44. 10/10/93	S	Brian Washington	62	LAA	Jeff Hostetler
7. 11/29/64	DB	Dainard Paulson	32	KC	Len Dawson	45. 9/11/94	LB	Mo Lewis	67	DEN	John Elway
8. 10/30/66	DB	Bill Baird	39	BUF	Jack Kemp	46. 10/30/94	LB	Mo Lewis	18	IND	Don Majkowski
9. 11/12/67	DB	Johnny Sample	41	BUF	Jack Kemp	47. 11/20/94	CB	Marcus Turner	90	MIN	Warren Moon
10. 9/22/68	DB	Randy Beverly	68	BOS	Mike Taliaferro	48. 9/10/95	CB	Otis Smith	49	IND	Craig Erickson
11. 11/3/68	DB	Johnny Sample	36	BUF	Kay Stephenson	49. 10/15/95	LB	Mo Lewis	15	CAR	Kerry Collins
12. 9/14/69	LB	Paul Crane	23	BUF	James Harris	50. 12/3/95	S	Gary Jones	49	SL	Mark Rypien
13. 9/27/70	CB	Earlie Thomas	36	BOS	Mike Taliaferro	51. 9/15/96	CB	Aaron Glenn	100	MIA	Dan Marino
14. 12/19/70	LB	Larry Grantham	41	BAL	Earl Morrall	52. 12/14/96	CB	Aaron Glenn	13	PHI	Ty Detmer
15. 9/23/73	CB	Rich Sowell	30	BAL	Marty Domres	53. 9/14/97	LB	Mo Lewis	43	NE	Drew Bledsoe
16. 9/23/73	LB	Ralph Baker	22	BAL	Marty Domres	54. 11/16/97	CB	Otis Smith	38	CHI	Steve Stenstrom
17. 12/8/74	LB	Ralph Baker	67	BUF	Joe Ferguson	55. 12/14/97	CB	Otis Smith	45	TB	Trent Dilfer
18. 12/15/74	S	Burgess Owens	29	BAL	Bert Jones	56. 12/14/97	CB	Otis Smith	51	TB	Trent Dilfer
19. 10/2/77	LB	Greg Buttle	44	NE	Steve Grogan	57. 11/1/98	LB	Dwayne Gordon	31	KC	Elvis Grbac
20. 10/8/78	S	Burgess Owens	40	BUF	Joe Ferguson	58. 9/12/99	LB	Bryan Cox	27	NE	Drew Bledsoe
21. 9/30/79	CB	Bobby Jackson	58	MIA	Bob Griese	59. 12/12/99	S	Omar Stoutmire	67	MIA	Dan Marino
22. 10/15/79	S	Shafer Suggs	32	MIN	Tommy Kramer	60. 12/27/99	CB	Marcus Coleman	98	MIA	Dan Marino
23. 11/23/80	S	Ken Schroy	82	HOU	Ken Stabler	61. 10/15/00	S	Victor Green	21	NE	Drew Bledsoe
24. 12/20/80	S	Darrol Ray	71	MIA	David Woodley	62. 11/18/01	S	Victor Green	63	MIA	Jay Fiedler
25. 10/11/81	S	Darrol Ray	43	NE	Matt Cavanaugh	63. 11/18/01	CB	Aaron Glenn	60	MIA	Jay Fiedler
26. 11/1/81	S	Darrol Ray	64	NYG	Phil Simms	64. 10/3/04	CB	Donnie Abraham	66	MIA	Jay Fiedler
27. 12/26/82	CB	Bobby Jackson	77	MIN	Tommy Kramer	65. 1/2/05	LB	Jonathan Vilma	38	SL	Marc Bulger
28. 1/9/83	S	Darrol Ray	98	CIN	Ken Anderson	66. 1/15/05	S	Reggie Tongue	86	PIT	Ben Roethlisberger
29. 10/30/83	CB	Jerry Holmes	43	SF	Joe Montana	67. 12/26/05	CB	Ty Law	74	NE	Tom Brady
30. 11/13/83	DB	Johnny Lynn	42	BUF	Joe Ferguson	68. 1/1/06	LB	Mark Brown	33	BUF	Kelly Holcomb
31. 11/21/83	LB	Lance Mehl	34	NO	Ken Stabler	69. 9/22/08	CB	David Barrett	25	SD	Philip Rivers
32. 9/15/85	CB	Kerry Glenn	15	BUF	Vince Ferragamo	70. 9/28/08	CB	Darrelle Revis	32	ARZ	Kurt Warner
33. 12/28/86	LB	Kevin McArthur	21	KC	Todd Blackledge	71. 11/2/08	S	Abram Elam	92	BUF	Trent Edwards
34. 9/18/88	S	Mike Zordich	35	HOU	Brent Pease	72. 11/29/09	CB	Darrelle Revis	67	CAR	Jake Delhomme
35. 10/17/88	S	Erik McMillan	40	BUF	Jim Kelly	73. 10/11/10	CB/S	Dwight Lowery	26	MIN	Brett Favre
36. 10/23/88	S	Erik McMillan	55	MIA	Dan Marino	74. 12/26/10	CB/S	Dwight Lowery	20	CHI	Jay Cutler
37. 10/1/89	S	Erik McMillan	92	IND	Jack Trudeau	75. 1/2/11	CB	Marquice Cole	35	BUF	Brian Brohm
38. 10/15/89	CB	James Hasty	34	NO	Bobby Hebert						

## PUNT RETURNS FOR A TOUCHDOWN

Date	Returner	Yardage	Opp
1. 9/24/61	Dick Christy	70	DEN
2. 9/24/61	Dick Christy	64	DEN
3. 10/14/62	Dick Christy	58	at HOU
4. 10/28/62	Dick Christy	73	SD
5. 11/10/63	Bill Baird	93	at HOU
6. 9/17/72	Chris Farasopoulos	65	at BUF
7. 11/14/76	Lou Piccone	60	TB
8. 10/8/78	Bruce Harper	82	BUF
9. 11/21/83	Kirk Springs	76	at NO
10. 10/4/87	Michael Harper	78	DAL
11. 11/9/87	JoJo Townsell	91	SEA
12. 12/10/88	JoJo Townsell	59	IND
13. 11/4/90	Terance Mathis	98	DAL
14. 11/23/97	Leon Johnson	66	MIN
15. 10/27/02	Santana Moss	63	CLV
16. 11/3/02	Santana Moss	52	at SD
17. 1/15/05	Santana Moss	75	at PIT*

\* playoff game

## KICKOFF RETURNS FOR A TOUCHDOWN

Date	Returner	Yardage	Opp
1. 9/23/60	Leon Burton	88	DEN
2. 10/28/60	Leon Burton	101	OAK
3. 11/20/66	Emerson Boozer	96	MIA
4. 10/28/73	Burgess Owens	82	DEN
5. 9/6/84	Bobby Humphery	97	PIT
6. 12/13/86	JoJo Townsell	93	PIT
7. 12/21/86	Bobby Humphery	96	at CIN
8. 9/7/97	Aaron Glenn	96	BUF
9. 12/14/97	Leon Johnson	101	TB
10. 9/17/00	Kevin Williams	97	BUF
11. 9/8/02	Chad Morton	98	at BUF
12. 9/8/02	Chad Morton	96	at BUF
13. 11/16/03	Jonathan Carter	90	at IND
14. 1/2/05	Jerricho Cotchery	94	at SL
15. 1/1/06	Justin Miller	95	BUF
16. 10/1/06	Justin Miller	103	IND
17. 10/29/06	Justin Miller	99	at CLE
18. 9/23/07	Leon Washington	98	MIA
19. 10/7/07	Leon Washington	98	at NYG
20. 11/4/07	Leon Washington	86	WAS
21. 11/13/08	Leon Washington	92	at NE
22. 12/27/09	Brad Smith	106	at IND
23. 11/25/10	Brad Smith	89	CIN
24. 12/19/10	Brad Smith	97	at PIT

# INDIVIDUAL SERVICE

## GAMES PLAYED

	Player	Games	Seasons
1.	Pat Leahy	250	1974-91 (18)
2.	Randy Rasmussen	207	1967-81 (15)
3.	Kyle Clifton	204	1984-96 (13)
4.	Mo Lewis	200	1991-03 (13)
5.	Winston Hill	195	1963-76 (14)
6.	Dan Alexander	192	1977-89 (13)
7.	Larry Grantham	175	1960-72 (13)
8.	Joe Fields	173	1975-87 (13)
9.	Don Maynard	172	1960-72 (13)
10.	<b>Shaun Ellis</b>	<b>170</b>	<b>2000- (11)</b>
11.	Jim Sweeney	166	1984-94 (11)
12.	Mickey Shuler	160	1978-89 (12)
13.	Jerome Barkum	158	1972-83 (12)
14.	Wesley Walker	154	1977-89 (13)
15.	Wayne Chrebet	152	1995-05 (11)
16.	Marty Lyons	147	1979-89 (11)
17t.	Freeman McNeil	144	1981-92 (12)
17t.	James Dearth	144	2001-2009 (9)
19t.	Ralph Baker	142	1964-74 (11)
19t.	Marvin Jones	142	1993-03 (10)
20t.	Pat Ryan	141	1978-89 (12)
20t.	Bryan Thomas	141	2002- (9)

## SEASONS PLAYED

	Player	Seasons	Games
1	Pat Leahy	1974-91 (18)	250
2	Randy Rasmussen	1967-81 (15)	207
3	Winston Hill	1963-76 (14)	195
4t.	Kyle Clifton	1984-96 (13)	204
4t.	Mo Lewis	1991-03 (13)	200
4t.	Dan Alexander	1977-89 (13)	192
4t.	Larry Grantham	1960-72 (13)	175
4t.	Joe Fields	1975-87 (13)	173
4t.	Don Maynard	1960-72 (13)	172
4t.	Wesley Walker	1977-89 (13)	154
11t.	Mickey Shuler	1978-89 (12)	160
11t.	Jerome Barkum	1972-83 (12)	158
11t.	Freeman McNeil	1981-92 (12)	144
11t.	Pat Ryan	1978-89 (12)	141
11t.	Joe Namath	1965-76 (12)	136

## CONSECUTIVE GAMES PLAYED

	Player	Games
1.	Kyle Clifton	204
2.	Winston Hill	195
3.	Pat Leahy	180
4.	Dan Alexander	153
5t.	Randy Rasmussen	144
5t.	James Dearth	144
7.	Curtis Martin	119
8.	John Schmitt	114
9.	Curley Johnson	110
10.	<b>Brandon Moore</b>	<b>105</b>

## GAMES PLAYED BY POSITION

### QUARTERBACK

	Player	Games	Seasons
1.	Pat Ryan	141	1978-89 (12)
2.	Joe Namath	136	1965-76 (12)
3.	Ken O'Brien	124	1984-92 (9)
4.	Richard Todd	102	1976-83 (8)

### WIDE RECEIVER

	Player	Games	Seasons
1.	Don Maynard	172	1960-72 (13)
2.	Wesley Walker	154	1977-89 (13)
3.	Wayne Chrebet	152	1995-05 (11)
4.	Al Toon	107	1985-92 (8)
5.	<b>Jerricho Cotchery</b>	<b>103</b>	<b>2004- (7)</b>

### TIGHT END

	Player	Games	Seasons
1.	Mickey Shuler	160	1978-89 (12)
2.	Jerome Barkum	158	1972-83 (12)
3.	Rich Caster	107	1970-77 (8)
4.	Fred Baxter	102	1993-00 (8)

### RUNNING BACK

	Player	Games	Seasons	Pos
1.	Freeman McNeil	144	1981-92 (12)	HB
2.	Bill Mathis	137	1960-69 (10)	HB
3.	Jerald Sowell	137	1997-05 (9)	FB
4.	Richie Anderson	134	1993-02 (10)	FB
5.	Johnny Hector	126	1983-92 (10)	HB
6.	Curtis Martin	123	1998-05 (8)	HB
7.	Emerson Boozer	118	1966-75 (10)	FB
8.	Curley Johnson	110	1961-68 (8)	RB/P
9.	Scott Dierking	102	1977-83 (7)	FB

### OFFENSIVE LINE

	Player	Games	Seasons	Pos
1.	Randy Rasmussen	207	1967-81 (15)	G
2.	Winston Hill	195	1963-76 (14)	T
3.	Dan Alexander	192	1977-89 (13)	G
4.	Joe Fields	173	1975-87 (13)	C
5.	Jim Sweeney	166	1984-94 (11)	C/G
6.	Dave Herman	128	1964-73 (10)	G
7.	Guy Bingham	125	1980-88 (9)	OL
8.	Marvin Powell	124	1977-85 (9)	T
9.	Roger Duffy	123	1990-97 (18)	C/G
10.	Kevin Mawae	118	1998-05 (8)	C
11.	John Schmitt	116	1964-73 (10)	C
12.	Jason Fabini	114	1998-05 (8)	T
13.	<b>Brandon Moore</b>	<b>112</b>	<b>2002- (7)</b>	<b>G</b>

### LINEBACKER

	Player	Games	Seasons
1.	Kyle Clifton	204	1984-96 (13)
2.	Mo Lewis	200	1991-03 (13)
3.	Larry Grantham	175	1960-72 (13)
4.	Ralph Baker	142	1964-74 (11)
5.	Marvin Jones	142	1993-03 (10)
6.	<b>Bryan Thomas</b>	<b>141</b>	<b>2002- (9)</b>
7.	Al Atkinson	120	1965-74 (10)
8.	Greg Buttle	110	1976-84 (9)
9.	John Ebersole	108	1970-77 (8)

### DEFENSIVE LINE

	Player	Games	Seasons	Pos
1.	<b>Shaun Ellis</b>	<b>170</b>	<b>2000-(11)</b>	<b>DE</b>
2.	Marty Lyons	147	1979-89 (11)	DT
3.	Joe Klecko	140	1977-87 (11)	DE/T
4.	Mark Gastineau	137	1979-88 (10)	DE
5.	Marvin Washington	124	1989-96 (8)	DT
6.	Gerry Philbin	110	1964-72 (9)	DE
7.	Scott Mersereau	102	1987-93 (7)	DT
8.	Jason Ferguson	101	1997-04 (7)	DE

### DEFENSIVE BACK

	Player	Games	Seasons	Pos
1.	Victor Green	139	1993-01 (9)	S
2.	Ray Mickens	126	1996-03 (8)	CB
3.	Aaron Glenn	121	1994-01 (8)	CB
4.	Ken Schroy	113	1977-84 (8)	S
5.	James Hasty	111	1988-94 (7)	CB

### KICKERS

	Player	Games	Seasons	Pos
1.	Pat Leahy	250	1974-91 (18)	K
2.	Jim Turner	98	1964-70 (7)	K
3.	John Hall	95	1997-02 (6)	K

### PUNTER

	Player	Games	Seasons	Pos
1.	Chuck Ramsey	117	1977-84 (8)	P
2.	Curley Johnson	110	1961-68 (8)	P/RB
3.	Brian Hansen	70	1994-98 (5)	P
4.	Steve O'Neal	56	1969-72 (4)	P

# PUNTING RECORDS

## ALL-TIME PUNTS

	Player	Punts	Blk	Yds	Avg	TB	In20	Lg	Net Avg	Seasons
1.	Chuck Ramsey	553	4	22,128	40	63	125	79	33.1	1977-84 (8)
2.	Curley Johnson	534	4	22,718	42.5	-	-	73	-	1961-68 (8)
3.	Brian Hansen	359	2	15,218	42.4	37	87	69	34.6	1994-98 (5)
4.	Steve O'Neal	256	2	10,350	40.4	-	-	98	-	1969-72 (4)
5t.	Tom Tupa	231	0	9,948	43.1	27	64	70	34.6	1999-01 (3)
5t.	Joe Prokop	231	0	9,099	39.4	17	73	76	34.8	1988-90 (3)
7.	Ben Graham	226	2	9,876	43.7	24	69	69	37.4	2005-08 (4)
8.	Dave Jennings	223	0	8,775	39.3	20	62	66	34.9	1985-87 (3)
9.	Louie Aguiar	210	0	8,320	39.6	17	56	71	35.6	1991-93 (3)
10.	Steve Weatherford	164	0	6,938	42.3	13	67	66	37.4	2009- (2)
11.	Greg Gantt	134	3	4,845	36.2	-	-	71	-	1974-75 (2)
12.	Duane Carrell	95	0	3,775	39.7	7	15	72	31.9	1976-77 (2)
13.	Toby Gowin	80	0	3,057	38.2	8	22	58	33.5	2004 (1)
14.	Julian Fagan	74	2	2,744	37.1	-	-	58	-	1973 (1)
15.	Dan Stryzinski	71	1	2,655	37.4	4	22	55	31.3	2003 (1)
16.	Matt Turk	63	0	2,584	41	9	13	65	34.9	2002 (1)
17.	Joe Pagliei	48	0	1,779	37.1	-	-	-	-	1960 (1)
18.	Reggie Hodges	44	1	1,884	42.8	5	14	61	35.5	2008- (1)
19.	John Kidd	28	0	1,166	41.6	2	8	57	36.9	1998 (1)
20.	Billy Atkins	22	1	969	44	-	-	63	-	1962-63 (2)
21.	Tom O'Connor	18	0	602	33.4	1	2	47	28.9	1987 (1)
22t.	Rick Sapienza	8	0	299	37.4	-	-	-	-	1960 (1)
22t.	Junior Wren	8	0	271	33.9	-	-	53	-	1961 (1)
24t.	Al Dorow	6	0	264	44	-	-	56	-	1960-61 (2)
24t.	Nick Gallery	6	0	238	39.7	0	2	49	33.3	1998 (1)
26t.	Tommy Parks	5	0	238	47.6	1	1	56	22.6	2001 (1)
26t.	Don Silvestri	5	0	238	47.6	1	0	61	33.6	1995-96 (2)
26t.	Jeremy Kapinos	5	0	208	41.6	1	2	48	36.4	2007 (1)
26t.	John Hall	5	0	206	41.2	0	2	57	35.2	1997-02 (6)
30.	Daniel Pope	4	0	153	38.3	0	2	47	36.3	2001 (1)
31t.	Johnny Green	3	0	121	40.3	-	-	55	-	1962-63 (2)
31t.	Dainard Paulson	3	0	113	37.7	-	-	48	-	1961-66 (6)
33.	Bake Turner	2	0	89	44.5	-	-	46	-	1963-69 (7)
34t.	Chad Pennington	1	0	29	29	0	1	29	29	2000-07 (8)
34t.	Ken O'Brien	1	0	23	23	0	0	23	11	1984-92 (9)
34t.	Mike Nugent	1	0	18	18	0	1	18	18	2005-08 (4)
34t.	Pat Leahy	1	0	12	12	0	0	12	12	1974-91 (18)

For a complete list, log on to [newyorkjets.com](http://newyorkjets.com)

## ALL-TIME GROSS PUNTING AVERAGE

	Player	Avg	Punts	Yds	TB	In20	Lg	Net Avg	Blk	Seasons
1.	Ben Graham	43.70	226	9,876	24	69	69	37.4	2	2005-08 (4)
2.	Tom Tupa	43.06	231	9,948	27	64	70	34.6	0	1999-01 (3)
3.	Reggie Hodges	42.82	44	1,884	5	14	61	35.5	1	2008- (1)
4.	Curley Johnson	42.54	534	22,718	-	-	73	-	4	1961-68 (8)
5.	Brian Hansen	42.39	359	15,218	37	87	69	34.6	2	1994-98 (5)
6.	Steve Weatherford	41.96	80	3,357	9	25	66	36.7	0	2009- (2)
7.	Matt Turk	41.02	63	2,584	9	13	65	34.9	0	2002 (1)
8.	Steve O'Neal	40.43	256	10,350	-	-	98	-	2	1969-72 (4)
9.	Chuck Ramsey	40.01	553	22,128	63	125	79	33.1	4	1977-84 (8)
10.	Duane Carrell	39.74	95	3,775	7	15	72	31.9	0	1976-77 (2)
11.	Louie Aguiar	39.62	210	8,320	17	56	71	35.6	0	1991-93 (3)
12.	Joe Prokop	39.39	231	9,099	17	73	76	34.8	0	1988-90 (3)
13.	Dave Jennings	39.35	223	8,775	20	62	66	34.9	0	1985-87 (3)
14.	Toby Gowin	38.21	80	3,057	8	22	58	33.5	0	2004 (1)
15.	Dan Stryzinski	37.39	71	2,655	4	22	55	31.3	1	2003 (1)
16.	Julian Fagan	37.08	74	2,744	-	-	58	-	2	1973 (1)
17.	Joe Pagliei	37.06	48	1,779	-	-	-	-	0	1960 (1)
18.	Greg Gantt	36.16	134	4,845	-	-	71	-	3	1974-75 (2)

## TOP SINGLE GAME PUNTING PERFORMANCES

### Most Punts Inside 20, Game (Since 1976)

Player	In20	Opp	Date
1.	Steve Weatherford	6	MIA 12/12/10
2t.	Steve Weatherford	5	CIN 11/25/10
2t.	Tom Tupa	5	at CAR 10/28/01
2t.	Brian Hansen	5	HOU 12/17/95
5t.	7 times	4	
Last time: Ben Graham			at BUF 9/24/06

### Most Punting Touchbacks, Game

Player	TB	Opp	Date
1t.	Five Times	3	
Last time: Louie Aguiar			at HOU 1/2/94

### Best Punting Average

Player	Punts	Avg	Opp	Date
1.	Steve O'Neal	5	57.4	at DEN 9/21/69
2.	Curley Johnson	7	54.7	at DEN 10/3/65
3.	Curley Johnson	4	54.5	at SD 11/24/68
4.	Curley Johnson	5	53.0	at BOS 9/22/68
5.	Brian Hansen	4	51.8	IND 10/5/97

### Most Punts

Player	Punts	Opp	Date
1.	Steve O'Neal	11	at BAL 9/19/71
2t.	Curley Johnson	10	BUF 12/19/65
2t.	Steve O'Neal	10	at NE 9/10/71

### Longest Punts

Player	Yds	Opp	Date
1.	Steve O'Neal	98t	at DEN 9/21/69
2.	Chuck Ramsey	79	at BAL 10/15/78
3.	Joe Prokop	76	at NE 11/5/89
4.	Curley Johnson	73	at DEN 10/3/65
5.	Duane Carrell	72	at SF 10/3/76

## TOP 5 CAREER

### Punts Downed Inside The 20 (Since 1976)

Player	Punts
1.	Chuck Ramsey 125
2.	Brian Hansen 87
3.	Joe Prokop 73
4.	Ben Graham 71
5.	Steve Weatherford 67

### Most Touchbacks

Player	TB
1.	Chuck Ramsey 63
2.	Brian Hansen 37
3.	Tom Tupa 27
4.	Ben Graham 24
5.	Dave Jennings 20

### Highest Net Punting Avg., (min. 40 punts)

Player	Avg.	Punts
1t.	Ben Graham 37.4	226
1t.	Steve Weatherford 37.4	164
3.	Louie Aguiar 35.6	210
4.	Reggie Hodges 35.5	44
5t.	Dave Jennings 34.9	223
5t.	Matt Turk 34.9	63

### Longest Punt

Player	LG	Season
1.	Steve O'Neal 98	1969
2.	Chuck Ramsey 79	1978
3.	Joe Prokop 76	1989
4.	Curley Johnson 73	1965
5.	Duane Carrell 72	1976

## TOP 5 SEASON

### Most Punts

Player	Punts	Year
1.	Brian Hansen 99	1995
2.	Joe Prokop 87	1989
3t.	Dave Jennings 85	1986
3t.	Joe Prokop 85	1988
5.	Brian Hansen 84	1994

### Gross Average

Player	Avg	Year	Punts
1.	Curley Johnson 45.3	1965	72
2.	Tom Tupa 45.2	1999	81
3t.	Brian Hansen 44.7	1996	74
3t.	Tom Tupa 44.7	2000	83
5.	Steve O'Neal 44.3	1969	54

### Most Punts Inside 20, Season (Since 1976)

Player	In20	Year
1.	Joe Prokop 29	1989
2t.	Dave Jennings 27	1986
2t.	Chuck Ramsey 27	1981
4t.	Ben Graham 26	2006
4t.	Joe Prokop 26	1988

### Most Touchbacks, Season

Player	TB	Year
1.	Tom Tupa 15	2000
2.	Chuck Ramsey 13	1981
3.	Brian Hansen 12	1984
4.	Ben Graham 11	2006
5t.	Brian Hansen 10	1995
5t.	Joe Prokop 10	1988
5t.	Chuck Ramsey 10	1980
5t.	Chuck Ramsey 10	1979

# PUNT RETURNS

## ALL-TIME PUNT RETURN YARDAGE

Player	Seasons	PR	Yds	Avg	Lg	TD
1. Bruce Harper	1977-84 (8)	183	1784	9.7	82t	1
2. Jo Jo Townsell	1985-90 (6)	127	1360	10.7	91t	2
3. Santana Moss	2001-04 (4)	88	1052	12	63t	2
4. Leon Johnson	1997-00 (4)	91	890	9.8	66t	1
5. Bill Baird	1963-69 (7)	88	787	8.9	93	1
6. Kirk Springs	1981-85 (5)	65	681	10.5	76t	1
7. Dick Christy	1961-63 (3)	42	679	16.2	73	4
8. Dedric Ward	1997-00 (4)	81	629	7.8	23	0
9. Leon Washington	2006-09(4)	64	599	9.4	38	0
10. Kurt Sohn	1981-88 (7)	68	519	7.6	46	0
11. Clifford Hicks	1993-94 (2)	55	499	9.1	26	0
12. Chris Farasopoulos	1971-73 (3)	50	445	8.9	65t	1
13. Terance Mathis	1990-93 (4)	50	445	8.9	98t	1
14. Jerricho Cotchery	2004- (6)	46	418	9.1	31	0
15. Mike Battle	1969-70 (2)	53	352	6.6	22	0
16. Lou Piccone	1974-76 (3)	48	322	6.7	60t	1
17. Roscoe Word	1974-76 (3)	38	301	7.9	34	0
18. Earl Christy	1966-68 (3)	34	222	6.5	39	0
19. Rob Carpenter	1992-94 (3)	28	208	7.4	21	0
20. Jeff Sydnor	1995 (1)	17	178	10.5	22	0
21. <b>Jim Leonhard</b>	<b>2009- (1)</b>	<b>21</b>	<b>173</b>	<b>8.2</b>	<b>37</b>	<b>0</b>
22. Chad Morton	2001-02 (2)	17	164	9.6	33	0
23. Tim Dwight	2006 (1)	14	146	10.4	18	0
24. Dexter Carter	1995 (1)	21	145	6.9	20	0
25. Ken Schroy	1977-84 (8)	14	140	10	30	0
26. Wayne Chrebet	1995-05 (11)	28	139	5	15	0
27. Craig Yeast	2001 (1)	13	122	9.4	35	0
28. Louis Giammona	1976-76 (1)	12	117	9.8	25	0
29. Justin McCareins	2004-07 (4)	19	116	6.1	26	0
30. Mike Harmon	1983-83 (1)	12	109	9.1	21	0
31. Sherman Lewis	1966-67 (2)	14	100	7.1	40	0
32t. Leon Burton	1960 (1)	12	93	7.8	-	0
32t. Michael Harper	1986-89 (4)	4	93	23.3	78t	1
34. Rocky Turner	1972-73 (2)	16	92	5.8	16	0
35. Eddie Bell	1970-75 (6)	10	72	7.2	34	0
36. Cedric Minter	1984-85 (2)	6	69	11.5	20	0
37. Bake Turner	1963-69 (7)	11	61	5.5	16	0
38. Jim Richards	1968-69 (2)	4	57	14.3	37	0
39. Mel West	1961-62 (2)	3	51	17	45	0
40t. Jazz Jackson	1974-76 (3)	13	48	3.7	38	0
40t. Sammy Weir	1966 (1)	8	48	6	24	0
42. Jim Tiller	1962 (1)	9	47	5.2	20	0
43. Marshall Starks	1963-64 (2)	8	43	5.4	27	0
44. David Meggett	1998 (1)	5	40	8	18	0
45. Jerry Robinson	1965 (1)	3	36	12	17	0
46t. Dainard Paulson	1961-66 (6)	8	34	4.3	12	0
46t. Willie West	1964-65 (2)	10	34	3.4	9	0
48. Bill Pashe	1964 (1)	4	28	7	16	0
49. Brad Smith	2006- (4)	2	27	13.5	21	0

For a complete list, log on to [newyorkjets.com](http://newyorkjets.com)

## TOP 5 CAREER

Attempts				Touchdowns			
Player	Ret	PR	Avg	Player	TD	PR	Yards
1. Bruce Harper	183	1,784	9.7	1. Dick Christy	4	42	679
2. Jo Jo Townsell	127	1,360	10.7	2t. Santana Moss	2	88	1,052
3. Leon Johnson	91	890	9.8	2t. Jo Jo Townsell	2	127	1,360
4. Santana Moss	88	1,052	12.0	4t. Bruce Harper	1	183	1,784
5. Bill Baird	88	787	8.9	4t. Leon Johnson*	1	91	890
<b>Punt Return Avg. (Min 40 Rets.)</b>				4t. Bill Baird*	1	88	787
Player	Avg	PR	Yards	4t. Kirk Springs	1	65	681
1. Dick Christy	16.2	42	679	4t. Chris Farasopoulos	1	50	445
2. Santana Moss	12.0	88	1,052	4t. Terance Mathis*	1	50	445
3. Jo Jo Townsell	10.7	127	1,360	4t. Michael Harper	1	4	93
4. Kirk Springs	10.5	65	681	4t. Lou Piccone	1	48	322
5. Leon Johnson	9.8	91	890	<b>*Rookie</b>			
<b>Long</b>				<b>Fair Catches</b>			
Player	Lg	Opp	Date	Player	FC	PR	Games
1. Terance Mathis	98t	DAL	11/4/90	1. Bruce Harper	39	183	99
2. Bill Baird	93	HOU	11/10/63	2t. Chris Farasopoulos	38	50	36
3. Jo Jo Townsell	91t	SEA	11/9/87	2t. Jo Jo Townsell	38	127	83
4. Bruce Harper	82t	BUF	10/8/78	4. Dedric Ward	36	81	59
5. Michael Harper	78t	DAL	10/4/87	5. Santana Moss	33	88	51

## TOP 5 SINGLE SEASON PUNT RETURN PERFORMANCES

Average (Min 20 Rets.)						
Player	Ret	Avg	Year			
1. Santana Moss	16.5	25	2002			
2. Bruce Harper	12.6	30	1978			
3. Bruce Harper	12.5	34	1977			
4. Kirk Springs	12.5	23	1983			
5. Leon Johnson	12.1	51	1997			
Return Yards						
Player	Year	Ret	Yds	Avg	Lg	TD
1. Leon Johnson	1997	51	619	12.1	66t	1
2. Bruce Harper	1977	34	425	12.5	49	0
3. Santana Moss	2002	25	413	16.5	63t	2
4. Jo Jo Townsell	1988	35	409	11.7	59t	1
5. Dick Christy	1961	18	383	21.3	70	2
Returns						
Player	Ret	Year				
1. Leon Johnson	51	1997				
2t. Dedric Ward	38	1999				
2t. Clifford Hicks	38	1994				
2t. Roscoe Ward	38	1974				
5t. Jo Jo Townsell	38	1988				
5t. Kurt Sohn	35	1986				
5t. Bruce Harper	35	1981				
Touchdowns						
Player	TD	Year				
1t. Santana Moss	2	2002				
1t. Dick Christy	2	1962				
1t. Dick Christy	2	1961				

## TOP SINGLE GAME PUNT RETURN PERFORMANCES

Most Yards							Most Returns						Longest Punt Returns						
	Player	Ret	Yards	Avg	TD	Opp	Date		Player	Ret	Yards	Avg	Opp	Date		Player	Yds	Opp	Date
1.	Dick Christy	3	137	45.7	2	DEN	9/24/61	1t.	Jo Jo Townsell	7	85	12.1	at SD	12/3/89	1.	Leon Johnson	66t	MIN	11/23/97
2.	Kirk Springs	3	128	42.7	0	at NO	11/21/83	1t.	Jo Jo Townsell	7	110	15.7	KC	10 2 88	2.	Santana Moss	63t	CLV	10/27/02
3.	Leon Johnson	6	117	19.5	0	at BLT	11/2/97	3t.	Craig Yeast	6	59	9.8	at CAR	10/28/01	3.	Leon Johnson	60	BLT	11/2/97
4.	Santana Moss	5	116	23.2	0	at SD	11/3/02	3t.	Leon Johnson	6	47	7.8	at BLT	12 24 00	4.	Santana Moss	52t	at SD	11/3/02
5.	Lou Piccone	6	112	18.7	1	TB	11/14/76	3t.	Dedric Ward	6	44	7.3	ARZ	11/7/99	5.	Santana Moss	47	BUF	10/12/03
								3t.	Leon Johnson	6	37	6.2	at MIA	11 9 97					
								3t.	Leon Johnson	6	117	19.5	BLT	11/2/97					
								3t.	Bruce Harper	6	74	12.3	at DET	12 6 82					
								3t.	Bruce Harper	6	61	10.2	NYG	11 1 81					
								3t.	Lou Piccone	6	112	18.7	TB	11 14 76					
								3t.	Roscoe Ward	6	36	6.0	at MIA	10 7 74					
								3t.	Bill Baird	6	40	6.7	HOU	10 15 67					

# KICKOFF RETURNS

## ALL-TIME KICKOFF RETURN YARDAGE

Player	Yds	KR	Avg	Lg	TD	Seasons
1. Bruce Harper	5,407	243	22.25	60	0	1977-84 (8)
2. Justin Miller	3,066	114	26.89	103t	3	2005-09 (5)
3. Leon Washington	2,986	117	25.52	98t	4	2006-09(4)
4. Bobby Humphery	2,974	130	22.88	97t	2	1984-89 (6)
5. Aaron Glenn	2,578	111	23.23	96t	1	1994-01 (8)
6. Lou Piccone	2,297	96	23.93	58	0	1974-76 (3)
7. Jo Jo Townsell	2,048	98	20.90	93t	1	1985-90 (6)
8. Terance Mathis	1,980	107	18.50	50	0	1990-93 (4)
9. Brad Smith	1,968	74	26.59	106t	3	2006- 10 (5)
10. Dick Christy	1,769	77	22.97	71	0	1961-63 (3)
11. Chad Morton	1,756	70	25.09	98t	2	2001-02 (2)
12. Mike Battle	1,641	71	23.11	45	0	1969-70 (2)
13. Earl Christy	1,323	58	22.81	87	0	1966-68 (3)
14. Dwight Stone	1,244	53	23.47	50	0	1999-00 (2)
15. Bake Turner	1,184	55	21.53	49	0	1963-69 (7)
16. Chris Farasopoulos	1,172	51	22.98	51	0	1971-73 (3)
17. Kurt Sohn	1,164	63	18.48	36	0	1981-88 (7)
18. Kirk Springs	1,112	49	22.69	73	0	1981-85 (5)
19. Kevin Williams	947	38	24.92	97t	1	1998-00 (3)
20. Jonathan Carter	891	35	25.46	90t	1	2003-04 (2)
21. Emerson Boozer	872	37	23.57	96	1	1966-75( 10)
22. Leon Burton	862	30	28.73	101t	2	1960 (1)
23. Leon Johnson	833	36	23.14	101t	1	1997-00 (4)
24. Johnny Hector	735	34	21.62	53	0	1983-92 (10)
25. Bill Shockley	707	30	23.57	32	0	1960-62 (3)
26. Dexter Carter	705	33	21.36	57	0	1995 (1)
27. LaMont Jordan	667	33	20.21	40	0	2001-04 (4)
28. Craig Yeast	663	29	22.86	50	0	2001 (1)
29. Ron Carpenter	660	26	25.38	58	0	1995-96 (2)
30. Preston Brown	645	29	22.24	46	0	1983 (1)
31. Margene Adkins	615	31	19.84	38	0	1973 (1)
32. Adrian Murrell	615	38	16.18	37	0	1993-97 (5)
33. Michael Bates	596	22	27.09	48	0	2003 (1)
34. Jerricho Cotchery	594	23	25.83	94t	1	2004-10 (7)
35. Louis Giammona	527	23	22.91	34	0	1976 (1)
36. Marshall Starks	519	26	19.96	41	0	1963-64 (2)
37. Reggie Cobb	488	23	21.22	34	0	1996 (1)
38. Steve Davis	483	20	24.15	46	0	1975-76 (2)
39. Henry Bailey	470	24	19.58	34	0	1996 (1)
40. Jim Tiller	462	22	21.00	40	0	1962 (1)
41. Anthony Prior	442	25	17.68	27	0	1993-95 (3)
42. Phil Wise	441	18	24.50	41	0	1971-76 (6)
43. Alex Van Dyke	427	21	20.33	37	0	1996-98 (3)
44. Erik McMillan	420	22	19.09	45	0	1988-92 (5)
45. Laveranues Coles	418	21	19.90	34	0	2000-02, 05-08 (7)
46. Hank Bjorklund	398	20	19.90	28	0	1972-74 (3)
47. Jazz Jackson	359	16	22.44	30	0	1974-76 (3)
48. Vern Studdard	329	15	21.93	37	0	1971 (1)
49. Kern Carson	311	14	22.21	30	0	1965 (1)
50. Bill Baird	290	13	22.31	33	0	1963-69 (7)

For a complete list, log on to [newyorkjets.com](http://newyorkjets.com)

## TOP 5 CAREER

Kickoff Returns				Long			
Player	KR	Yards	Avg	Player	Lg	Opp	Date
1. Bruce Harper	243	5,407	22.3	1. Brad Smith	106t	at IND	12/27/09
2. Bobby Humphery	130	2,974	22.9	2. Justin Miller	103t	IND	10/1/06
3. Leon Washington	117	2,986	25.5	3. Leon Johnson	101t	TB	12/14/97
4. Aaron Glenn	111	2,578	23.2	3t. Leon Burton	101t	OAK	10/28/60
5. Justin Miller	108	3,066	26.9	5t. Chad Morton	98t	at BUF	9/8/02
Return Avg. (Min 30 Rets.)				5t. Leon Washington	98t	at NYG	10/7/07

Player	Avg	Yards	KR
1. Leon Burton	28.73	862	30
2. Justin Miller	26.89	3066	114
3. Brad Smith	26.59	1968	74
4. Leon Washington	25.52	2986	117
5. Jonathan Carter	25.46	891	35

Touchdowns			
Player	TD	KR	Seasons
1. Leon Washington	4	117	2006-09
2. Justin Miller	3	114	2005-09
3. Brad Smith	3	74	2006-10
4t. Bobby Humphery	2	130	1984-89
4t. Chad Morton	2	70	2001-02
4t. Leon Burton	2	30	1960

## TOP 5 SINGLE SEASON KICK RETURN PERFORMANCES

Average (Min 25 Rets.)			
Player	KR	Avg	Year
1. Leon Burton	30	28.7	1960
2. Brad Smith	50	28.6	2010
3. Justin Miller	46	28.3	20061
4. Leon Washington	47	27.5	2007
5. Aaron Glenn	28	26.5	1997

Return Yards						
Player	Yds	KR	Avg	Lg	TD	Year
1. Justin Miller	1,577	60	26.3	95t	1	2005
2. Chad Morton	1,509	58	26	98t	2	2002
3. Brad Smith	1,432	50	28.6	97t	2	2010
4. Justin Miller	1,304	46	28.3	103t	2	2006
5. Leon Washington	1,291	47	27.5	98t	3	2007

Most Returns		
Player	KR	Year
1. Justin Miller	60	2005
2. Chad Morton	58	2002
3t. Bruce Harper	55	1978
3t. Bruce Harper	55	1979
5. Brad Smith	50	2010

Touchdowns		
Player	TD	Year
1. Leon Washington	3	2007
2t. Brad Smith	2	2010
2t. Justin Miller	2	2006
2t. Chad Morton	2	2002
2t. Leon Burton	2	1960

## TOP SINGLE GAME KICKOFF RETURN PERFORMANCES

Most Yards						Most Returns						Highest Kickoff Return Average					
Player	Yds	KR	Avg	Opp	Date	Player	KR	Yards	Avg	Opp	Date	Player	Yds	Opp	Date		
1. Chad Morton	278	6	46.3	at BUF	9/8/02	1t. Justin Miller	8	172	21.5	at JAX	10/8/06	1. Justin Miller	57.0	3	IND	10/1/06	
2. Jonathan Carter	242	6	40.3	at IND	11/16/03	1t. Bobby Humphery	8	234	29.3	at CIN	12/21/86	2. Leon Washington	51.7	3	NYG	10/7/07	
3. Bobby Humphery	234	8	29.3	at CIN	12/21/86	1t. Bruce Harper	8	204	25.5	at NE	9/9/79	3t. Aaron Glenn	46.7	3	BUF	9/7/97	
4. Justin Miller	221	6	36.8	BUF	1/1/06	1t. Bruce Harper	8	180	22.5	at NE	10/29/78	3t. Brad Smith	46.7	3	at PIT	12/19/10	
5. Bruce Harper	204	8	25.5	NE	9/9/79	5. Eight tied at	7					5. Chad Morton	46.3	6	at BUF	9/8/02	
						Last time: Brad Smith	140	20.0	at NE	12/6/10							
Longest Kickoff Returns																	
Player	Yds			Opp	Date												
1. Brad Smith	106t			IND	12/27/09												
2. Justin Miller	103t			IND	10/1/06												
3t. Leon Johnson	101t			TB	12/14/97												
3t. Leon Burton	101t			OAK	10/28/60												
5. Justin Miller	99t			at CLV	10/29/06												

# YEAR-BY-YEAR LEADERS

## RUSHING

Year	Player	Att	Yds	Avg	TD
1960	Al Dorow	90	453	5.0	7
1961	Bill Mathis	202	846	4.2	7
1962	Dick Christy	114	535	4.6	3
1963	Mark Smolinski	150	561	3.7	4
1964	Matt Snell	215	948	4.4	5
1965	Matt Snell	169	763	4.5	4
1966	Matt Snell	178	644	3.6	4
1967	Emerson Boozer	119	442	3.7	10
1968	Matt Snell	179	747	4.2	6
1969	Matt Snell	191	695	3.6	4
1970	Emerson Boozer	139	581	4.2	5
1971	John Riggins	180	769	4.3	1
1972	John Riggins	207	944	4.6	7
1973	Emerson Boozer	182	831	4.6	3
1974	John Riggins	169	680	4.0	5
1975	John Riggins	238	1,005	4.2	8
1976	Clark Gaines	157	724	4.6	3
1977	Clark Gaines	158	595	3.8	3
1978	Kevin Long	214	954	4.5	10
1979	Clark Gaines	186	905	4.9	0
1980	Scott Dierking	156	567	3.6	6
1981	Freeman McNeil	137	623	4.5	2
1982	Freeman McNeil	151	786+	5.2+	6
1983	Freeman McNeil	160	654	4.1	1
1984	Freeman McNeil	229	1,070	4.7	5
1985	Freeman McNeil	294	1,331	4.5	3
1986	Freeman McNeil	214	856	4.0	5
1987	Freeman McNeil	121	530	4.4	0
1988	Freeman McNeil	219	944	4.3	6
1989	Johnny Hector	177	702	4.0	3
1990	Blair Thomas	123	620	5.0	1
1991	Blair Thomas	189	728	3.9	3
1992	Brad Baxter	152	698	4.6	6
1993	Johnny Johnson	198	821	4.1	3
1994	Johnny Johnson	240	931	3.9	3
1995	Adrian Murrell	192	795	4.1	1
1996	Adrian Murrell	301	1,249	4.1	6
1997	Adrian Murrell	300	1,086	3.6	7
1998	Curtis Martin	369	1,287	3.5	8
1999	Curtis Martin	367	1,464	4.0	5
2000	Curtis Martin	316	1,204	3.8	9
2001	Curtis Martin	333	1,513	4.5	10
2002	Curtis Martin	261	1,094	4.2	7
2003	Curtis Martin	323	1,308	4.0	2
2004	Curtis Martin	371	1,697	4.6	12
2005	Curtis Martin	220	735	3.3	5
2006	Leon Washington	151	650	4.3	4
2007	Thomas Jones	310	1,119	3.6	1
2008	Thomas Jones	290	1,312	4.5	13
2009	Thomas Jones	331	1,402	4.2	14
2010	LaDainian Tomlinson	219	914	4.2	6

\*Led AFL | +Led NFL | \*\*Led AFC

## PASSING

Year	Player	Att	Cmp	Pct	Yds	TD	Int	Rtg
1960	Al Dorow	396	201	.508	2,748	26	26	67.8
1961	Al Dorow	438*	197	.449	2,651	19	30	50.7
1962	John Green	258	128	.496	1,741	10	18	55.4
1963	Dick Wood	351	160	.456	2,202	18	18	60.6
1964	Dick Wood	357	168	.470	2,301	17	25	54.8
1965	Joe Namath	340	164	.482	2,220	18	15	68.8
1966	Joe Namath	471*	232	.493	3,379	19	27	62.6
1967	Joe Namath	491	258	.525	4,007	26	28	73.8
1968	Joe Namath	380	187	.492	3,147	15	17	72.1
1969	Joe Namath	361	185	.512	2,734	19	17	74.3
1970	Al Woodall	188	96	.510	1,265	9	9	68.7
1971	Bob Davis	121	49	.405	624	10	8	57.3
1972	Joe Namath	324	162	.500	2,816	19	21	72.5
1973	Al Woodall	201	101	.502	1,226	8	9	67.8
1974	Joe Namath	361	191	.529	2,616	20	22	69.4
1975	Joe Namath	326	157	.482	2,286	15	28	51.0
1976	Joe Namath	230	114	.496	1,090	4	16	39.9
1977	Richard Todd	265	133	.502	1,863	11	17	60.3
1978	Matt Robinson	266	124	.466	2,002	13	16	63.5
1979	Richard Todd	334	171	.512	2,660	16	22	66.5
1980	Richard Todd	479	264	.551	3,329	17	30	62.7
1981	Richard Todd	497	279	.561	3,231	25	13	81.8
1982	Richard Todd	261	165	.586	1,961	14	8	87.3
1983	Richard Todd	518	308	.595	3,478	18	26	70.3
1984	Pat Ryan	285	156	.547	1,939	14	14	72.0
1985	Ken O'Brien	488	297	.609	3,888	25	8	96.2
1986	Ken O'Brien	482	300	.622	3,690	25	20	85.8
1987	Ken O'Brien	393	234	.595	2,696	13	8	82.8
1988	Ken O'Brien	424	236	.557	2,567	15	7	78.6
1989	Ken O'Brien	477	288	.604	3,346	12	18	74.3
1990	Ken O'Brien	411	226	.550	2,855	10	13	71.8
1991	Ken O'Brien	489	287	.587	3,300	10	11	76.6
1992	Browning Nagle	387	192	.496	2,280	17	7	55.7
1993	Boomer Esiason	473	288	.609	3,421	11	16	84.5
1994	Boomer Esiason	440	255	.580	2,782	13	17	77.3
1995	Boomer Esiason	389	221	.568	2,275	15	16	71.4
1996	Frank Reich	331	175	.529	2,205	16	15	68.9
1997	Neil O'Donnell	460	259	.563	2,796	17	7	80.3
1998	Vinny Testaverde	421	259	.615	3,256	29	7	101.6
1999	Ray Lucas	272	161	.592	1,678	6	14	63.0
2000	Vinny Testaverde	590	328	.556	3,732	21	25	69.0
2001	Vinny Testaverde	441	260	.584	2,752	15	14	75.3
2002	Chad Pennington	399	275	.689	3,120	22	6	104.2
2003	Chad Pennington	297	189	.636	2,139	13	12	82.9
2004	Chad Pennington	370	242	.654	2,673	16	9	91.0
2005	Brooks Bollinger	266	150	.564	1,558	7	6	72.9
2006	Chad Pennington	485	313	.645	3,352	17	16	82.6
2007	Chad Pennington	260	179	.688	1,765	10	9	86.1
2008	Brett Favre	522	343	.657	3,472	22	22	81.0
2009	Mark Sanchez	364	196	.538	2,444	12	30	63.0
2010	Mark Sanchez	507	278	.548	3,291	17	13	75.3

\*Led AFL | +Led NFL | \*\*Led AFC

# YEAR-BY-YEAR LEADERS

## RECEPTIONS

Year	Player	Pos	Rec	Yds	Avg	TD
1960	Don Maynard	WR	72	1,265	17.6	6
1961	Art Powell	WR	71	881	12.4	5
1962	Art Powell	WR	64	1,130*	17.6	8
1963	Bake Turner	WR	71	1,007	14.2	6
1964	Bake Turner	WR	58	974	16.8	9
1965	Don Maynard	WR	68	1,218	17.9	14
1966	George Sauer	WR	63	1,079	17.1	5
1967	George Sauer	WR	75*	1,189	15.9	6
1968	George Sauer	WR	66	1,141	17.3	3
1969	Don Maynard	WR	47	938	20.0	6
1970	Don Maynard	WR	31	525	16.9	0
1971	John Riggins	RB	36	231	6.4	2
1972	Rich Caster	TE	39	833**	21.4	10
1973	Jerome Barkum	WR/TE	44	810	18.4	6
1974	Jerome Barkum	WR/TE	41	524	12.8	3
1975	Rich Caster	WR/TE	47	820	17.4	4
1976	Clark Gaines	FB	41	400	9.8	2
1977	Clark Gaines	FB	55	469	8.5	1
1978	Wesley Walker	WR	48	1,169+	24.4+	8
1979	Derrick Gaffney	WR	32	534	16.7	1
1980	Bruce Harper	RB	50	634	12.7	3
1981	Bruce Harper	RB	52	459	8.8	1
1982	Wesley Walker	WR	39	620	15.9	6
1983	Wesley Walker	WR	61	868	14.2	7
1984	Mickey Shuler	TE	68	782	11.5	6
1985	Mickey Shuler	TE	76	879	11.6	7
1986	Al Toon	WR	85	1176	13.8	8
1987	Al Toon	WR	68	976	14.4	5
1988	Al Toon	WR	93+	1,067	11.5	5
1989	Al Toon	WR	63	693	11.0	2
1990	Al Toon	WR	57	757	13.3	6
1991	Al Toon	WR	74	963	13.0	0
1992	Chris Burkett	WR	57	724	12.7	1
1993	Johnny Johnson	RB	67	641	9.6	1
1994	Rob Moore	WR	78	1,010	12.9	6
1995	Adrian Murrell	RB	71	465	6.5	2
1996	Wayne Chrebet	WR	84	909	10.8	3
1997	Keyshawn Johnson	WR	70	963	13.8	5
1998	Keyshawn Johnson	WR	83	1,131	13.6	10
1999	Keyshawn Johnson	WR	89	1,170	13.1	8
2000	Richie Anderson	FB	88	853	9.7	2
2001	Laveranues Coles	WR	59	868	14.7	7
2002	Laveranues Coles	WR	89	1,264	14.2	5
2003	Santana Moss	WR	74	1,105	14.9	10
2004	Justin McCareins	WR	56	770	13.8	4
2005	Laveranues Coles	WR	73	845	11.6	5
2006	Laveranues Coles	WR	91	1,098	12.1	6
2007	Jerricho Cotchery	WR	82	1,130	13.8	2
2008	Jerricho Cotchery	WR	71	858	12.1	5
2009	Jerricho Cotchery	WR	57	821	14.4	3
2010	Dustin Keller	TE	55	687	12.5	5

\*Led AFL | +Led NFL | \*\*Led AFC

## RECEIVING YARDS

Year	Player	Pos	Yds	Rec	Avg	TD
1960	Don Maynard	WR	1,265	72	17.6	6
1961	Art Powell	WR	881	71	12.4	5
1962	Art Powell	WR	1,130*	64	17.6	8
1963	Bake Turner	WR	1,007	71	14.2	6
1964	Bake Turner	WR	974	58	16.8	9
1965	Don Maynard	WR	1,218	68	17.9	14
1966	George Sauer	WR	1,079	63	17.1	5
1967	Don Maynard	WR	1,434*	71	20.2*	10
1968	Don Maynard	WR	1,297	57	22.8*	10
1969	Don Maynard	WR	938	47	20.0	6
1970	Don Maynard	WR	525	31	16.9	0
1971	Rich Caster	WR	454	26	17.5	6
1972	Rich Caster	WR	833**	39	21.4	10
1973	Jerome Barkum	WR	810	44	18.4	6
1974	David Knight	WR	579	40	14.5	4
1975	Rich Caster	WR/TE	820	47	17.4	4
1976	David Knight	WR	403	20	20.2	2
1977	Wesley Walker	WR	740	35	21.1+	3
1978	Wesley Walker	WR	1,169+	48	24.4+	8
1979	Wesley Walker	WR	569	23	24.7+	5
1980	Bruce Harper	RB	634	50	12.7	3
1981	Wesley Walker	WR	770	47	16.4	9
1982	Wesley Walker	WR	620	39	15.9	6
1983	Wesley Walker	WR	868	61	14.2	7
1984	Mickey Shuler	TE	782	68	11.5	6
1985	Mickey Shuler	TE	879	76	11.6	7
1986	Al Toon	WR	1176	85	13.8	8
1987	Al Toon	WR	976	68	14.4	5
1988	Al Toon	WR	1,067	93+	11.5	5
1989	JoJo Townsell	WR	787	45	17.5	5
1990	Al Toon	WR	757	57	13.3	6
1991	Rob Moore	WR	987	70	14.1	5
1992	Rob Moore	WR	726	50	12.7	4
1993	Rob Moore	WR	843	64	13.2	1
1994	Rob Moore	WR	1,010	78	12.9	6
1995	Wayne Chrebet	WR	726	66	11.0	4
1996	Wayne Chrebet	WR	909	84	10.8	3
1997	Keyshawn Johnson	WR	963	70	13.8	5
1998	Keyshawn Johnson	WR	1,131	83	13.6	10
1999	Keyshawn Johnson	WR	1170	89	13.1	8
2000	Wayne Chrebet	WR	937	69	13.6	8
2001	Laveranues Coles	WR	868	59	14.7	7
2002	Laveranues Coles	WR	1,264	89	14.2	5
2003	Santana Moss	WR	1,105	74	14.9	10
2004	Santana Moss	WR	838	45	18.6	5
2005	Laveranues Coles	WR	845	73	11.6	5
2006	Laveranues Coles	WR	1,098	91	12.1	6
2007	Jerricho Cotchery	WR	1,130	82	13.8	2
2008	Jerricho Cotchery	WR	858	71	12.1	5
2009	Jerricho Cotchery	WR	821	57	14.4	3
2010	Braylon Edwards	WR	904	53	17.1	7

\*Led AFL | +Led NFL | \*\*Led AFC

# YEAR-BY-YEAR LEADERS

## SCORING

Year	Player	Pos	TD	Pat	FG	Pts
1960	Bill Shockley	HB/K	2	47	9	86
1961	Bill Mathis	RB	8	0	0	48
	Don Maynard	WR	8	0	0	48
1962	Bill Shockley	HB/K	0	29	13	68
1963	Dick Guesman	DT/K	0	30	9	57
1964	Jim Turner	K/QB	0	33	13	72
1965	Jim Turner	K/QB	0	31	20	91
1966	Jim Turner	K/QB	0	34	18	88
1967	Jim Turner	K/QB	0	36	17	87
1968	Jim Turner	K/QB	0	43	34	145
1969	Jim Turner	K/QB	0	33	32	129
1970	Jim Turner	K/QB	0	28	19	85
1971	Bobby Howfield	K	0	25	8	49
1972	Bobby Howfield	K	0	40	27	121
1973	Bobby Howfield	K	0	27	17	78
1974	Rich Caster	WR	7	0	0	42
	John Riggins	RB	7	0	0	42
1975	Pat Leahy	K	0	27	13	66
1976	Pat Leahy	K	0	16	11	49
1977	Pat Leahy	K	0	18	15	63
1978	Pat Leahy	K	0	41	22	107
1979	Kevin Long	RB	7	0	0	42
1980	Pat Leahy	K	0	36	14	78
1981	Pat Leahy	K	0	38	25	113
1982	Pat Leahy	K	0	26	11	59
1983	Pat Leahy	K	0	36	16	84
1984	Pat Leahy	K	0	38	17	89
1985	Pat Leahy	K	0	43	26	121
1986	Pat Leahy	K	0	44	16	92
1987	Pat Leahy	K	0	31	18	85
1988	Pat Leahy	K	0	43	23	112
1989	Pat Leahy	K	0	29	14	71
1990	Pat Leahy	K	0	32	23	101
1991	Pat Leahy	K	0	30	26	108
1992	Cary Blanchard	K	0	17	16	65
1993	Cary Blanchard	K	0	31	17	82
1994	Nick Lowery	K	0	26	20	86
1995	Nick Lowery	K	0	24	17	75
1996	Nick Lowery	K	0	26	17	77
1997	John Hall	K	0	36	28	120
1998	John Hall	K	0	45	25	120
1999	John Hall	K	0	27	27	108
2000	John Hall	K	0	30	21	93
2001	John Hall	K	0	32	24	104
2002	John Hall	K	0	35	24	107
2003	Doug Brien	K	0	24	27	105
2004	Doug Brien	K	0	33	24	105
2005	Mike Nugent	K	0	24	22	90
2006	Mike Nugent	K	0	34	24	106
2007	Mike Nugent	K	0	23	29	110
2008	Jay Feely	K	0	39	24	111
2009	Jay Feely	K	0	32	30	122
2010	Nick Folk	K	0	37	30	127

\*Led AFL | +Led NFL | \*\*Led AFC

## PUNT RETURNS

Year	Player	Pos	Ret	Yds	Avg	TD
1960	Leon Burton	HB	12	93	7.8	0
1961	Dick Christy	HB	8	383	21.3	2
1962	Dick Christy	HB	15	250	16.7	2
1963	Bill Baird	DB	4	143	35.8	1
1964	Bill Baird	DB	18	160	9.4	0
1965	Bill Baird	DB	14	88	6.3	0
1966	Sherman Lewis	DB	7	76	10.9	0
1967	Bill Baird	DB	25	219	8.8	0
1968	Earl Christy	DB	13	116	8.9	0
1969	Mike Battle	DB	34	235	6.9	0
1970	Mike Battle	DB	19	117	6.2	0
1971	Chris Farasopoulos	S	19	155	8.2	0
1972	Chris Farasopoulos	S	17	179	10.5	1
1973	Chris Farasopoulos	S	14	111	7.9	0
1974	Roscoe Word	CB	38	301	7.9	0
1975	Lou Piccone	WR	18	74	4.1	0
1976	Lou Piccone	WR	21	173	8.2	1
1977	Bruce Harper	RB	34	425	12.5	0
1978	Bruce Harper	RB	30	378	12.6	1
1979	Bruce Harper	RB	33	290	8.8	0
1980	Bruce Harper	RB	28	242	8.6	0
1981	Bruce Harper	RB	35	265	7.6	0
1982	Bruce Harper	RB	23	184	8.0	0
1983	Kirk Springs	DB	23	287	12.5	1
1984	Kirk Springs	DB	28	247	8.8	0
1985	Kurt Sohn	WR	16	149	9.3	0
1986	Kurt Sohn	WR	35	289	8.3	0
1987	JoJo Townsell	WR	32	381	11.9	1
1988	JoJo Townsell	WR	35	409	11.7	1
1989	JoJo Townsell	WR	33	299	9.1	0
1990	Terance Mathis	WR	11	165	15.0	1
1991	Terance Mathis	WR	23	157	6.8	0
1992	Rob Carpenter	S	28	208	7.4	0
1993	Clifford Hicks	CB	17	157	9.2	0
1994	Clifford Hicks	CB	38	342	9.0	0
1995	Jeff Sydnor	WR	17	178	10.5	0
1996	Wayne Chrebet	WR	28	133	4.8	0
1997	Leon Johnson	RB	51	619	12.1	1
1998	Leon Johnson	RB	29	203	7.0	0
1999	Dedric Ward	WR	38	288	7.6	0
2000	Dedric Ward	WR	27	214	7.9	0
2001	Craig Yeast	WR	13	122	9.4	0
2002	Santana Moss	WR	25	413	16.5	2
2003	Santana Moss	WR	30	332	11.1	0
2004	Santana Moss	WR	27	225	8.3	0
2005	Jerricho Cotchery	WR	23	182	7.9	0
2006	Tim Dwight	WR	14	146	10.4	0
2007	Leon Washington	RB	20	183	9.2	0
2008	Leon Washington	RB	29	303	10.4	0
2009	Jerricho Cotchery	WR	23	236	10.3	0
2010	Jim Leonhard	S	21	238	11.3	0

\*Led AFL | +Led NFL | \*\*Led AFC

# YEAR-BY-YEAR LEADERS

## KICKOFF RETURNS

Year	Player	Pos	Ret	Yds	Avg	TD
1960	Leon Burton	HB	31	891	28.7	2
1961	Dick Christy	HB	15	260	24.0	0
1962	Dick Christy	HB	38	824	21.6	0
1963	Dick Christy	HB	24	585	24.4	0
1964	Jim Evans	WR	13	259	19.9	0
1965	Bake Turner	WR	18	402	22.3	0
1966	Emerson Boozer	RB	26	659	25.3	1
1967	Earl Christy	DB	23	521	22.7	0
1968	Earl Christy	DB	25	599	24.0	0
1969	Mike Battle	DB	31	750	24.2	0
1970	Mike Battle	DB	40	891	22.3	0
1971	Chris Farasopoulos	S	25	545	21.8	0
1972	Chris Farasopoulos	S	26	827	24.1	0
1973	Margene Adkins	WR	31	615	19.8	0
1974	Lou Piccone	WR	39	961	24.6	0
1975	Lou Piccone	WR	26	637	24.5	0
1976	Lou Piccone	WR	31	788	23.6	0
1977	Bruce Harper	RB	42	1,035	24.6	0
1978	Bruce Harper	RB	55	1,280	23.3	0
1979	Bruce Harper	RB	55	1,158	21.1	0
1980	Bruce Harper	RB	49	1,070	21.8	0
1981	Bruce Harper	RB	23	480	20.9	0
1982	Bruce Harper	RB	18	368	20.4	0
1983	Kirk Springs	DB	16	364	22.8	0
1984	Bobby Humphery	CB	22	675	30.7	1
1985	Bobby Humphery	CB	17	363	21.4	0
1986	Bobby Humphery	CB	28	655	23.4	1
1987	Bobby Humphery	CB	18	357	19.8	0
1988	Bobby Humphery	CB	21	510	24.3	0
1989	JoJo Townsell	WR	34	653	19.2	0
1990	Terance Mathis	WR	43	787	18.3	0
1991	Terance Mathis	WR	29	599	20.7	0
1992	Erik McMillan	S	22	420	19.1	0
1993	Adrian Murrell	RB	23	342	14.9	0
1994	Aaron Glenn	CB	27	582	21.6	0
1995	Ron Carpenter	S	20	553	27.7+	0
1996	Henry Bailey	WR	24	470	19.6	0
1997	Aaron Glenn	CB	28	741	26.5**	1
1998	Aaron Glenn	CB	24	585	24.4	0
1999	Dwight Stone	WR	28	689	24.6	0
2000	Dwight Stone	WR	25	555	22.2	0
2001	Craig Yeast	WR	29	663	22.9	0
2002	Chad Morton	RB	58	1,509	26.0	2
2003	Michael Bates	RB	22	596	27.1	0
2004	Jonathan Carter	WR	17	374	22.0	0
2005	Justin Miller	CB	60	1,577	26.3	1
2006	Justin Miller	CB	46	1,304	28.3	2
2007	Leon Washington	RB	47	1,291	27.5	3
2008	Leon Washington	RB	48	1,231	25.6	1
2009	Leon Washington	RB	16	385	24.1	0
2010	Brad Smith	WR	50	1,432	28.6	2

\*Led AFL | +Led NFL | \*\*Led AFC

## INTERCEPTIONS

Year	Player	Pos	Int	Yds	Avg	TD
1960	Fred Julian	DB	6	27	4.5	0
1961	John Bookman	DB	6	33	5.5	0
1962	Leon Riley	DB	11*	122	11.1	0
1963	Dainard Paulson	DB	6	114	19.0	0
1964	Dainard Paulson	DB	12*	157	13.1	1
1965	Dainard Paulson	DB	7	72	10.3	0
1966	Johnny Sample	CB	6	31	5.2	0
1967	Larry Grantham	LB	5	77	15.4	0
1968	Johnny Sample	CB	7	88	12.6	1
1969	John Dockery	CB/WR	5	98	19.6	0
	Bill Baird	DB	5	10	2.0	0
1970	W.K. Hicks	S	8	99	12.4	0
1971	W.K. Hicks	S	4	46	11.5	0
1972	Steve Tannen	DB	7	125	17.9	0
1973	Delles Howell	CB	4	70	17.5	0
	Ralph Baker	LB	4	51	12.8	1
1974	Burgess Owens	S	3	68	22.7	1
	John Ebersole	LB	3	48	16.0	0
1975	Burgess Owens	S	3	3	1.0	0
1976	Four tied with 2					
1977	Burgess Owens	S	3	18	6.0	0
1978	Burgess Owens	S	5	156	31.2	1
	Bobby Jackson	CB	5	26	5.2	0
1979	Burgess Owens	S	6	41	6.8	0
1980	Ken Schroy	SS	8	91	11.4	1
1981	Darrol Ray	FS	7	227	39.6	2
1982	Bobby Jackson	CB	5	84	16.8	1
1983	Lance Mehl	LB	7	57	8.1	1
1984	Russell Carter	DB	4	26	6.5	0
1985	Kerry Glenn	CB	4	15	3.8	1
	Bobby Jackson	CB	4	8	2.0	0
1986	Jerry Holmes	CB	6	29	4.8	0
1987	Three tied with 3					
1988	Erik McMillan	S	8**	168	21.0	2
1989	Erik McMillan	S	6	180	30.0	1
1990	Erik McMillan	S	5	92	18.4	0
1991	Mike Brim	CB	4	52	13.0	0
1992	Mike Brim	CB	6	139	23.2	1
	Brian Washington	S	6	59	9.8	1
1993	Brian Washington	S	6	128	21.3	1
1994	Marcus Turner	DB	5	155	31.0	1
	James Hasty	CB	5	90	18.0	0
1995	Otis Smith	CB	6	101	16.8	1
1996	Aaron Glenn	CB	4	113	28.3	2
1997	Otis Smith	CB	6	158	26.3	3+
1998	Aaron Glenn	CB	6	23	3.8	0
1999	Marcus Coleman	CB	6	165	27.5	1
2000	Victor Green	SS	6	144	24.0	1
2001	Aaron Glenn	CB	5	82	16.4	1
2002	Donnie Abraham	CB	4	49	12.3	0
2003	Aaron Beasley	CB	3	64	20.3	0
2004	Erik Coleman	S	4	43	10.8	0
2005	Ty Law	CB	10	195	19.5	1
2006	Kerry Rhodes	S	4	46	11.5	0
2007	Kerry Rhodes	S	5	76	15.2	0
2008	Darrelle Revis	CB	5	38	7.6	1
2009	Darrelle Revis	CB	6	121	20.2	1
2010	Antonio Cromartie	CB	3	75	25.0	0
	Dwight Lowery	CB/S	3	87	29.0	2

\*Led AFL | +Led NFL | \*\*Led AFC

# YEAR-BY-YEAR LEADERS

## KICKOFF RETURNS

Year	Player	Pos	Ret	Yds	Avg	TD
1960	Leon Burton	HB	31	891	28.7	2
1961	Dick Christy	HB	15	260	24.0	0
1962	Dick Christy	HB	38	824	21.6	0
1963	Dick Christy	HB	24	585	24.4	0
1964	Jim Evans	WR	13	259	19.9	0
1965	Bake Turner	WR	18	402	22.3	0
1966	Emerson Boozer	RB	26	659	25.3	1
1967	Earl Christy	DB	23	521	22.7	0
1968	Earl Christy	DB	25	599	24.0	0
1969	Mike Battle	DB	31	750	24.2	0
1970	Mike Battle	DB	40	891	22.3	0
1971	Chris Farasopoulos	S	25	545	21.8	0
1972	Chris Farasopoulos	S	26	827	24.1	0
1973	Margene Adkins	WR	31	615	19.8	0
1974	Lou Piccone	WR	39	961	24.6	0
1975	Lou Piccone	WR	26	637	24.5	0
1976	Lou Piccone	WR	31	788	23.6	0
1977	Bruce Harper	RB	42	1,035	24.6	0
1978	Bruce Harper	RB	55	1,280	23.3	0
1979	Bruce Harper	RB	55	1,158	21.1	0
1980	Bruce Harper	RB	49	1,070	21.8	0
1981	Bruce Harper	RB	23	480	20.9	0
1982	Bruce Harper	RB	18	368	20.4	0
1983	Kirk Springs	DB	16	364	22.8	0
1984	Bobby Humphery	CB	22	675	30.7	1
1985	Bobby Humphery	CB	17	363	21.4	0
1986	Bobby Humphery	CB	28	655	23.4	1
1987	Bobby Humphery	CB	18	357	19.8	0
1988	Bobby Humphery	CB	21	510	24.3	0
1989	JoJo Townsell	WR	34	653	19.2	0
1990	Terance Mathis	WR	43	787	18.3	0
1991	Terance Mathis	WR	29	599	20.7	0
1992	Erik McMillan	S	22	420	19.1	0
1993	Adrian Murrell	RB	23	342	14.9	0
1994	Aaron Glenn	CB	27	582	21.6	0
1995	Ron Carpenter	S	20	553	27.7+	0
1996	Henry Bailey	WR	24	470	19.6	0
1997	Aaron Glenn	CB	28	741	26.5**	1
1998	Aaron Glenn	CB	24	585	24.4	0
1999	Dwight Stone	WR	28	689	24.6	0
2000	Dwight Stone	WR	25	555	22.2	0
2001	Craig Yeast	WR	29	663	22.9	0
2002	Chad Morton	RB	58	1,509	26.0	2
2003	Michael Bates	RB	22	596	27.1	0
2004	Jonathan Carter	WR	17	374	22.0	0
2005	Justin Miller	CB	60	1,577	26.3	1
2006	Justin Miller	CB	46	1,304	28.3	2
2007	Leon Washington	RB	47	1,291	27.5	3
2008	Leon Washington	RB	48	1,231	25.6	1
2009	Leon Washington	RB	16	385	24.1	0
2010	Brad Smith	WR	50	1,432	28.6	2

\*Led AFL | +Led NFL | \*\*Led AFC

## INTERCEPTIONS

Year	Player	Pos	Int	Yds	Avg	TD
1960	Fred Julian	DB	6	27	4.5	0
1961	John Bookman	DB	6	33	5.5	0
1962	Leon Riley	DB	11*	122	11.1	0
1963	Dainard Paulson	DB	6	114	19.0	0
1964	Dainard Paulson	DB	12*	157	13.1	1
1965	Dainard Paulson	DB	7	72	10.3	0
1966	Johnny Sample	CB	6	31	5.2	0
1967	Larry Grantham	LB	5	77	15.4	0
1968	Johnny Sample	CB	7	88	12.6	1
1969	John Dockery	CB/WR	5	98	19.6	0
	Bill Baird	DB	5	10	2.0	0
1970	W.K. Hicks	S	8	99	12.4	0
1971	W.K. Hicks	S	4	46	11.5	0
1972	Steve Tannen	DB	7	125	17.9	0
1973	Delles Howell	CB	4	70	17.5	0
	Ralph Baker	LB	4	51	12.8	1
1974	Burgess Owens	S	3	68	22.7	1
	John Ebersole	LB	3	48	16.0	0
1975	Burgess Owens	S	3	3	1.0	0
1976	Four tied with 2					
1977	Burgess Owens	S	3	18	6.0	0
1978	Burgess Owens	S	5	156	31.2	1
	Bobby Jackson	CB	5	26	5.2	0
1979	Burgess Owens	S	6	41	6.8	0
1980	Ken Schroy	SS	8	91	11.4	1
1981	Darrol Ray	FS	7	227	39.6	2
1982	Bobby Jackson	CB	5	84	16.8	1
1983	Lance Mehl	LB	7	57	8.1	1
1984	Russell Carter	DB	4	26	6.5	0
1985	Kerry Glenn	CB	4	15	3.8	1
	Bobby Jackson	CB	4	8	2.0	0
1986	Jerry Holmes	CB	6	29	4.8	0
1987	Three tied with 3					
1988	Erik McMillan	S	8**	168	21.0	2
1989	Erik McMillan	S	6	180	30.0	1
1990	Erik McMillan	S	5	92	18.4	0
1991	Mike Brim	CB	4	52	13.0	0
1992	Mike Brim	CB	6	139	23.2	1
	Brian Washington	S	6	59	9.8	1
1993	Brian Washington	S	6	128	21.3	1
1994	Marcus Turner	DB	5	155	31.0	1
	James Hasty	CB	5	90	18.0	0
1995	Otis Smith	CB	6	101	16.8	1
1996	Aaron Glenn	CB	4	113	28.3	2
1997	Otis Smith	CB	6	158	26.3	3+
1998	Aaron Glenn	CB	6	23	3.8	0
1999	Marcus Coleman	CB	6	165	27.5	1
2000	Victor Green	SS	6	144	24.0	1
2001	Aaron Glenn	CB	5	82	16.4	1
2002	Donnie Abraham	CB	4	49	12.3	0
2003	Aaron Beasley	CB	3	64	20.3	0
2004	Erik Coleman	S	4	43	10.8	0
2005	Ty Law	CB	10	195	19.5	1
2006	Kerry Rhodes	S	4	46	11.5	0
2007	Kerry Rhodes	S	5	76	15.2	0
2008	Darrelle Revis	CB	5	38	7.6	1
2009	Darrelle Revis	CB	6	121	20.2	1
2010	Antonio Cromartie	CB	3	75	25.0	0
	Dwight Lowery	CB/S	3	87	29.0	2

\*Led AFL | +Led NFL | \*\*Led AFC

# TEAM RECORDS

## WINS/LOSSES/TIES

### Most Games Won, Season

12	1998	16 games
11	1985	16 games
11	1968	14 games

### Fewest Games Won, Season

1	1996	16 games
3	1975, 76, 77	14 games
	1995	16 games

### Longest Winning Streak

9	9/21-11/24/86
---	---------------

### Most Games Lost, Season

15	1996	16 games
13	1995	16 games
12	1980, 89, 05, 07	16 games

### Fewest Games Lost, Season

3	1968	14 games
3	1982	9 games
4	1969	14 games
4	1998	16 games

### Longest Losing Streak

12	12/3/95-10/20/96
----	------------------

### Most Tie Games, Season

2	1966	14 games
---	------	----------

### First Tie Game

35-35	10/26/63	DEN
-------	----------	-----

### Last Tie Game

17-17	10/2/88	KC
-------	---------	----

## POINTS

### Most Points, Season

419	1968	14 games
416	1998	16 games
405	2008	16 games

### Fewest Points, Season

169	1976	14 games
191	1977	14 games
212	1971	14 games

### Most Points Allowed, Season

454	1996	16 games
433	1975	14 games
423	1962	14 games

### Fewest Points Allowed, Season

166	1982	9 games
236	2009	16 games
247	1993	16 games
264	1985	16 games

### Most Points, Game

62	TB	11/17/85
56	ARI	9/28/08
52	HOU	9/18/66

### Most Points, Both Teams, Game

96	MIA (51-45)	9/21/86
93	at LAC (43-50)	12/18/60
91	at DEN (46-45)	11/22/62
	ARZ (56-35)	9/28/08

### Fewest Points, Game

0	23 times, last GB, 10/31/10
---	-----------------------------

## (Points, cont'd)

### Fewest Points, Both Teams, Game

3	at WAS (3-0)	12/11/93
6	PIT (6-0)	12/14/03
6	at NE (6-0)	11/28/93
6	at IND (0-6)	10/11/87

### Most Points Allowed, Game

56	at HOU	10/14/62
56	at NE	9/9/79
55	at NE	10/29/78

### Fewest Points Allowed, Game

0	11 times	
	CIN (37-0)	1/3/10
	at OAK (38-0)	10/25/09
	PIT (6-0)	12/14/03
	at MIA (24-0)	11/18/01
	TB (31-0)	12/14/97
	at WAS (3-0)	12/11/93
	at NE (6-0)	11/28/93
	BAL (37-0)	11/21/82
	BAL (25-0)	11/29/81
	TB (34-0)	11/14/76
	KC (17-0)	12/1/63

### Most Points Scored in a Quarter

34	ARZ	9/28/08	(2)
30	MIA	10/23/00	(4)
28	BOS	10/27/68	(4)
	MIA	9/21/86	(2)

### Most Points Allowed in a Quarter

28	at SD	11/5/61	(3)
	at DAL	12/4/71	(1)
	HOU	11/23/80	(4)
	PIT	12/13/86	(4)
	IND	9/4/01	(2)
24	at CLE	12/10/78	(4)
	DEN	10/31/65	(2)

### Most Points Scored in One Half

41	TB	11/17/85	(1)
40	SL	11/9/08	(1)
38	BOS	10/27/68	(2)

### Most Points Allowed in One Half

41	at SD	11/5/61	(1)
	at NE	10/29/78	(1)
38	at DAL	12/4/71	(1)

### Largest Margin of Victory

44	SL (47-3)	11/9/08
42	HOU (45-3)	9/18/88
39	HOU (52-13)	9/18/66
	BUF (42-3)	9/15/85

### Largest Margin of Defeat

53	at NE (3-56)	9/9/79
48	at KC (0-48)	12/22/63
46	SD (7-53)	11/2/63

## TOUCHDOWNS

### Most, Season

51	1960	14 games
49	1998	16 games
46	1967	14 games

### Fewest, Season

20	1976	14 games
21	1977	14 games
23	1992	16 games

## (Touchdowns, cont'd)

### Most Allowed, Season

57	1975	14 games
55	1996	16 games
53	1960	14 games

### Fewest Allowed, Season

20	1982	9 games
26	1993	16 games
26	2009	16 games
30	1985, 98, 04	16 games

### Most, Game

8	TB	11/17/85
7	HOU	9/18/66
	MIA	9/21/86
	ARI	9/28/08

### Most Allowed, Game

8	at HOU	10/14/62
8	at NE	9/9/79
8	at NE	10/29/78

### Most, Both Teams, Game

13	MIA (51-45)	9/21/86
----	-------------	---------

### Most TD Passes, Both Teams, Game

10	NYJ 4, MIA 6	9/21/86
9	NYT 2, HOU 7	11/19/61
	NYJ 4, MIA 5	11/27/88
8	NYT 4, HOU 4	10/23/60
	NYT 5, DEN 3	11/22/62
	NYJ 6, BAL 2	9/24/72
	NYJ 6, ARZ 2	9/28/08

### Most Rushing Touchdowns, Season

23	1979	16 games
22	1968	14 games
21	2009	16 games
	1978	16 games

### Fewest Rushing Touchdowns, Season

2	1995	16 games
6	1977	14 games
	2007	16 games

### Most Rushing TD Allowed, Season

25	1975	14 games
	1963	14 games

### 20 five times

Last time: 1980

### Fewest Rushing TD Allowed, Season

5	1982	9 games
7	1969	14 games
	1970	14 games

### Most Rushing Touchdowns, Game

5	NE	9/26/93
---	----	---------

### Most Rushing TD Allowed, Game

5	at BUF	12/8/63
	at PIT	9/20/81

### Most Passing Touchdowns, Season

33	1998	16 games
32	1960	14 games
27	1967	14 games
	1986	16 games

## (Touchdowns, cont'd)

### Fewest Passing Touchdowns, Season

7	1976	14 games
11	2005	16 games
12	1991	16 games
	1992	16 games
	2009	16 games

### Most Passing TD Allowed, Season

35	1986	16 games
33	1996	16 games
31	1989	16 games
	1979	16 games

### Fewest Passing TD Allowed, Season

8	2009	16 games
10	1982	16 games
14	2003	16 games
	1974	14 games
	2001	16 games

### Most Passing Touchdowns, Game

6	HOU	9/18/66
	at BAL	9/24/72
	ARI	9/28/08

### Most Passing TD Allowed, Game

7	at HOU	11/19/61
	at HOU	10/14/62
6	at NE	9/9/79
	vs. MIA	9/21/86

### Most Total Return Touchdowns, Season

8	1997	16 games
	1983	16 games
	2001	16 games
	2008	16 games

### Fewest Total Return Touchdowns, Season

0	1965	14 games
	1971	14 games
1	1975	14 games
	1977	14 games
	1993	16 games
	2003	16 games

### Most Total Return TD Allowed, Season

10	1968	14 games
7	1967	14 games
	2000	16 games
	2008	16 games
	2009	16 games

### Fewest Total Return TD Allowed, Season

0	1988	16 games
1	11 times	Last Time: 2010

### Most Defensive\* Touchdowns, Season

6	2001	16 games
5	1983	16 games
	1989	16 games
	1997	16 games
	2008	16 games

# TEAM RECORDS

## Fewest Defensive\* Touchdowns, Season

0	1965	
	1971	14 games
	1986	16 games
	2003	16 games

## Most Defensive\* TD Allowed, Season

7	1968	14 games
	2008	16 games
6	1967	14 games
	1995	16 games

## Fewest Defensive\* TD Allowed, Season

0	1988	16 games
	1990	16 games
	2004	16 games

\*Includes blocked punt returns for touchdowns

## POINTS AFTER TDs

### Most, Season

47	1960	14 games
45	1998	16 games
44	1986	16 games

### Fewest, Season

16	1976	14 games
18	1971	14 games
23	1992, 2007	16 games

### Most Allowed, Season

53	1975	14 games
51	1996	16 games
50	1980	16 games

### Fewest Allowed, Season

19	1982	9 games
23	2009	16 games
26	1993, 1998	16 games
27	1997, 2001	16 games

### Most, Both Teams, Game

12	NYJ 6, MIA 6	9/21/86
----	--------------	---------

## 2-POINT CONVERSIONS

### Most, Season

4	1967	
3	2002	
2	1966, 94, 96, 00, 09	

### Most Allowed, Season

4	2006	
2	1963, 68, 69, 94, 97, 07	

### Most Attempts, Game

3	at IND	11/17/96
(Two Point Conversions, cont'd)		
2	Nine Times	
	Last: at IND	12/27/09

### Most, Game

2	at IND	12/27/09
1	24 Times	
	Last: vs. MIA	12/28/08

## FIELD GOALS

### Most, Season

34	1968	14 games
32	1969	14 games
30	1991	16 games

### Most Attempts, Season

47	1969	14 games
46	1968	14 games
43	1991	16 games

### Fewest, Season

8	1961, 71	14 games
9	1960, 63	14 games
11	1976	14 games
11	1982	9 games

### Fewest Attempts, Season

16	1976	14 games
17	1982	9 games
18	1974	14 games
19	1971	14 games
19	1986	16 games

### Most Against, Season

30	1995, 05	16 games
29	2000, 07	16 games
26	1984, 91, 99	16 games

### Most Attempts Against, Season

41	1995	16 games
38	1991	16 games
37	1984	16 games

### Fewest Against, Season

9	1968	14 games
9	1982	9 games
10	1960, 77	14 games
11	1963	14 games

### Fewest Attempts Against, Season

15	1982	9 games
16	1975	14 games
17	1967	14 games

### Most, Both Teams, Game

7	NYJ 6, NO 1	12/3/72
	NYJ 3, CLE 4	9/2/79
	NYJ 4, GB 3	11/3/91
	NYJ 4, BLT 3	11/2/97
	NYJ 4, SEA 3	1/2/00
	NYJ 5, IND 2	12/23/01
	NYJ 3, BUF 4	1/1/06
	NYJ 2, WAS 5	11/4/07
	NYJ 4, PIT 3	11/18/07

### Most Attempts, Both Teams, Game

9	NYJ 8, BUF 1	11/3/68
	NYJ 4, BUF 5	11/9/69
	NYJ 7, NO 2	12/3/72
	NYJ 5, CLE 4	9/2/79
	NYJ 5, GB 4	11/3/91
	NYJ 6, IND 3	12/23/01
	NYJ 4, PHI 5	10/14/07

## SAFETIES

### Most, Season

2	2010	16 Games
1	20 times	

### Most Allowed, Season

2	1997	16 games
---	------	----------

## FIRST DOWNS

### Most, Season

344	1976	14 games
338	1998	16 games
331	1988, 1991	16 games

### Fewest, Season

193	1982	9 games
195	1977	14 games
202	1971	14 games

### Most Allowed, Season

349	1986	16 games
348	1980	16 games
341	1984	16 games

### Fewest Allowed, Season

161	1982	9 games
178	1968	14 games
203	1967	14 games

### Most, Game

35	TB	11/17/85	(15-18-2)
32	at MIA (OT)	10/4/81	(13-16-3)
31	at CLE	9/21/70	(12-15-4)
	MIA (OT)	9/21/86	(10-19-2)
	KC (OT)	10/2/88	(16-15-0)
	MIA	10/23/00	(3-21-7)

### Fewest, Game

6	twice		
Last:	BLT	9/13/10	(3-2-1)
7	at BAL	9/19/71	(2-4-1)
	at BUF	9/29/74	(5-2-0)
	BAL	9/7/80	(1-6-0)
	IND	11/11/84	(2-5-0)
	at CAR	10/15/95	(2-5-0)

### Most Allowed, Game

39	MIA	11/27/88	(13-23-3)
----	-----	----------	-----------

### Fewest Allowed, Game

5	BOS	11/22/70	(0-5-0)
	at NE	9/19/82	(2-3-0)
	at BLT	12/24/00	(1-4-0)
	CIN	1/3/10	(3-1-1)

### Most Rushing, Season

153	1979	16 games
-----	------	----------

### Fewest Rushing, Season

52	1963	14 games
----	------	----------

### Most Rushing Allowed, Season

157	1978	16 games
-----	------	----------

### Fewest Rushing Allowed, Season

54	1982	9 games
----	------	---------

### Most Rushing, Game

20	at NE	9/19/82	(20-9-1)
----	-------	---------	----------

### Most Rushing Allowed, Game

20	at PIT	9/20/81	(20-12-1)
----	--------	---------	-----------

### Most Passing, Season

207	1998	16 games
-----	------	----------

### Fewest Passing, Season

67	1971	14 games
----	------	----------

### Most, Passing, Allowed, Season

216	1986	16 games
-----	------	----------

### Fewest, Passing, Allowed, Season

89	1982	9 games
----	------	---------

## (First Downs, cont'd)

### Most, Passing, Game

25	SF	9/21/80	(4-25-1)
----	----	---------	----------

### Most, Passing, Allowed, Game

26	ARZ	9/28/08	(5-26-2)
----	-----	---------	----------

### Most, Penalty, Season

34	1996	16 games
----	------	----------

### Fewest, Penalty, Season

11	1982, 94	16 games
----	----------	----------

### Most, Penalty, Allowed, Season

41	1986	16 games
----	------	----------

### Fewest, Penalty, Allowed, Season

12	1967	14 games
	1993	16 games

## TOTAL YARDS

### Most Yards Gained, Season

5,896	1985	16 games
5,715	1998	16 games
5,616	2010	16 games

### Fewest Yards Gained, Season

3,218	1982	9 games
3,267	1971	14 games
3,499	1963	14 games

### Most Yards Allowed, Season

6,050	1986	16 games
5,994	1989	16 games
5,821	1979	16 games

### Fewest Yards Allowed, Season

2,629	1982	9 games
3,363	1968	14 games
3,655	1970	14 games

### Most Yards Gained, Game

597	MIA	11/27/88, (426 pass, 171 rush)
581	TB	11/17/85, (379 pass, 202 rush)
	MIA	9/21/86, (449 pass, 132 rush)

### Fewest Yards Gained, Game

72	CIN	12/12/76, (8 pass, 64 rush)
111	TB	12/14/97, (21 pass, 90 rush)
113	SD	12/6/64, (80 pass, 33 rush)

### Most Yards Allowed, Game

621	CIN	12/21/86, (416 pass, 205 rush)
597	NE	9/9/79, (365 pass, 232 rush)
584	MIA	10/23/88, (521 pass, 63 rush)

### Fewest Yards Allowed, Game

57	NE	9/19/82, (-4 pass, 61 rush)
80	BOS	11/22/70, (57 pass, 23 rush)
84	GB	12/20/81, (39 pass, 45 rush)

### Most Consecutive Games, 300-Or-More Net Yards

14	1968-69	(16 with playoffs)
----	---------	--------------------

11 2010

10 1981-82 (11 with playoffs)

### Most Consecutive Games, 400-Or-More Net Yards

3 2010

1985

1996

## RUSHING

### Most Yards, Season

2,756	2009	16 games
2,646	1979	16 games
2,388	2004	16 games

# TEAM RECORDS

## (Rushing, cont'd)

### Fewest Yards, Season

969	1963	14 games
1,213	1962	14 games
1,279	1995	16 games

### Most Yards Allowed, Season

2,737	1975	14 games
2,701	1978	16 games
2,592	1976	14 games

### Fewest Yards Allowed, Season

983	1982	9 games
1,195	1968	14 games
1,283	1970	14 games

### Most Rushing Yards, Game

333	at NE	10/15/72	(54 attempts)
318	BUF	10/18/09	(40 attempts)
316	at OAK	10/25/09	(54 attempts)

### Fewest Rushing Yards, Game

5	BUF	10/30/66	(9 attempts)
10	at OAK	12/10/00	(20 attempts)
15	at NYG	12/5/99	(12 attempts)

### Most Rushing Yards Allowed, Game

343	at PIT	9/20/81	(56 attempts)
330	at NE	10/18/76	(47 attempts)
328	at NE	9/18/83	(47 attempts)

### Fewest Rushing Yards Allowed, Game

17	OAK	10/10/64	(17 attempts)
	at NE	10/12/86	(10 attempts)
18	KC	11/27/66	(36 attempts)

### Most Rushing Yards, Game Both Teams

489	NYJ 229, at DET	260	11/23/72
470	NYJ 232, WAS	238	12/5/76
469	NYJ 333, NE	136	10/15/72

### Fewest Rushing Yards, Game, Both Teams

52	NYJ 27, HOU	25	11/26/06
70	NYJ 43, HOU	27	10/13/91
104	NYJ 46, BOS	58	9/27/64

### Most Attempts, Season

634	1979	16 games
607	2009	16 games
571	1981	16 games

### Fewest Attempts, Season

304	1982	9 games
306	1963	14 games
317	1962	14 games

### Most Attempts Against, Season

600	1978	16 games
582	1976	14 games
575	1977	14 games

### Fewest Attempts Against, Season

269	1982	9 games
343	1969	14 games
368	1968	14 games

### Most Rushing Attempts, Game

58	at NE	10/14/73	(232 yards)
57	CIN	1/3/10	(257 yards)
54	at NE	10/15/72	(333 yards)

## (Rushing, cont'd)

### Fewest Rushing Attempts, Game

8	at DEN	11/11/05	(19 yards)
9	BUF	10/30/66	(5 yards)
11	DEN	12/3/76	(40 yards)
	SF	9/21/80	(47 yards)
	IND	12/7/97	(33 yards)
	MIA	9/14/03	(21 yards)

### Most Rushing Attempts Against, Game

64	at BUF	9/21/75	(309 yards)
62	BUF	9/16/73	(304 yards)
61	at BUF	9/29/74	(223 yards)

### Fewest Rushing Attempts Against, Game

10	at NE	10/12/86	(17 yards)
11	MIA	11/27/94	(38 yards)
12	SD	11/24/68	(45 yards)
	DEN	10/20/86	(47 yards)
	SEA	1/2/00	(33 yards)

### Most Rushing Attempts, Both Teams, Game

94	NYJ 33, at BUF	61	9/29/74
	NYJ 41, DAL	53	12/21/75
89	NYJ 41, at SD	48	12/15/75
	NYJ 51, CLE	38	9/2/79

### Fewest Rushing Attempts, Both Teams, Game

36	NYJ 21, HOU	15	10/13/91
38	NYJ 13, BUF	25	11/8/64
39	NYT 23, DEN	16	9/24/61
	NYJ 28, MIA	11	11/27/94

### Highest Average Gain, Rushing, Game (Min. 15 Attempts)

9.1	CHI	9/25/94	(18-164)
8.0	at DEN	11/8/92	(20-159)
	BUF	10/18/09	(40-138)

### Lowest Average Gain, Rushing, Game (Min. 15 Attempts)

0.5	at OAK	12/10/00	(20-10)
1.0	vs. HST	11/26/06	(26-27)
1.3	at NYG	12/5/99	(12-15)

## PASSING

### Most Net Yards, Season

3,924	2000	16 games
3,845	1967	14 games
3,836	1998	16 games

### Fewest Net Yards, Season

1,379	1971	14 games
1,606	1976	14 games
1,901	1982	9 games

### Most Net Yards Allowed, Season

4,389	1986	16 games
4,115	1979	16 games
3,858	1989	16 games

### Fewest Net Yards Allowed, Season

1,646	1982	9 games
1,950	1973	14 games
2,055	1971	14 games

## Most Net Passing Yards, Game

490	at BAL	9/24/72	(15-28)
473	at BLT	12/24/00	(36-69)
449	MIA	9/21/86	(29-43)

### Fewest Net Passing Yards, Game

-1	DAL	12/21/75	(2-13)
0	at NE	10/14/73	(1-7)
8	at NE	10/10/71	(4-25)
	CIN	12/12/76	(7-28)

### Most Net Passing Yards Allowed, Game

521	at MIA	10/23/88	(35-60)
468	ARZ	9/28/08	(40-57)
446	at MIA	9/24/89	(34-56)

### Fewest Net Passing Yards Allowed, Game

-4	at NE	9/19/82	(6-17)
0	CIN	1/3/10	(4-19)
	at BUF	9/29/74	(0-2)
6	at DEN	11/15/64	(7-21)

### Most Net Yards Passing, Both Teams, Game

884	NYJ 449, MIA	435	9/21/86
822	NYJ 490, at BAL	332	9/24/72
779	NYJ 426, MIA	353	11/27/88

### Fewest Net Yards Passing, Both Teams, Game

33	NYJ 33, at BUF	0	9/29/74
58	NYJ 0, at NE	58	10/14/73
63	NYJ 63, CIN	0	1/3/10

### Most Attempts, Season

637	2000	16 games
589	1995	16 games
570	1989	16 games

### Fewest Attempts, Season

278	1971	14 games
279	1982	9 games
347	1972	14 games

### Most Attempts Against, Season

603	1986	16 games
574	1999	16 games
572	2008	16 games

### (Fewest Attempts Against, Season

296	1973	14 games
297	1982	9 games
316	1975	14 games

### Most Pass Attempts, Game

69	at BLT	12/23/00	(36 comp)
63	SEA	12/6/98	(42 comp)
62	DEN	12/3/67	(25 comp)
	BAL	10/18/70	(34 comp)

### Fewest Pass Attempts, Game

7	at NE	10/14/73	(1 comp)
9	KC	11/7/71	(3 comp)
	at NE	10/15/72	(5 comp)

### Most Pass Attempts Allowed, Game

60	at MIA	10/23/88	(35 comp)
	at CHI	11/23/97	(32 comp)
58	at MIN	12/26/82	(33 comp)

## Passing, cont'd

### Fewest Pass Attempts Allowed, Game

2	at BUF	9/29/74	(0 comp)
5	BUF	12/16/73	(3 comp)
7	CIN	12/8/68	(3 comp)

### Most Pass Attempts, Both Teams, Game

104	NYJ 49, MIA	55	10/18/87
	NYJ 58, at SF	46	9/6/98
97	NYJ 37, at MIA	60	10/23/88

### Fewest Pass Attempts, Both Teams, Game

20	NYJ 18, at BUF	2	9/29/74
25	NYJ 7, at NE	18	10/14/73
28	NYJ 13, DAL	15	12/21/75

### Most Pass Completions, Season

352	2000	16 games
347	2008	16 games
339	1996	16 games

### Fewest Pass Completions, Season

119	1971	14 games
165	1982	9 games
170	1977	14 games

### Most Pass Completions Allowed, Season

368	2008	16 games
359	2002	16 games
348	1986	16 games

### Fewest Pass Completions Allowed, Season

150	1973	14 games
159	1982	9 games
163	1971	14 games

### Most Pass Completions, Game

42	SF	12/21/80	(60 attempts)
	SEA	12/6/98	(63 attempts)
37	LAN	9/25/83	(50 attempts)

### Fewest Pass Completions, Game

1	at NE	10/14/73	(7 attempts)
2	at BUF	9/29/74	(18 attempts)
	DAL	12/21/75	(13 attempts)

### Most Pass Completions Allowed, Game

40	ARZ	9/28/08	(57 attempts)
39	HST	11/26/06	(54 attempts)
36	at BAL	12/15/74	(54 attempts)
35	at MIA	10/23/88	(60 attempts)

### Fewest Pass Completions Allowed, Game

0	at BUF	9/29/74	(2 attempts)
3	CIN	12/8/68	(7 attempts)
	BUF	12/16/73	(5 attempts)
	TB	12/14/97	(22 attempts)

### Most Completions, Both Teams, Game

64	NYJ 24, ARI	40	9/28/08
63	NYJ 42, SF	21	9/21/80
	NYJ 24, HST	39	11/26/06
61	NYJ 27, at MIA	34	9/24/89

# TEAM RECORDS

## (Passing, cont'd)

### Fewest Completions,

#### Both Teams, Game

2	NYJ 2, BUF 0	9/28/74
8	NYJ 2, DAL 6	12/21/75
9	NYJ 1, NE 8	10/14/73

## PUNT RETURNS

### Most Yards, Season

674	1997	16 games
529	2010	16 games
497	1987	15 games

### Fewest Yards, Season

116	1975	14 games
120	1960	14 games
133	1996	16 games

### Most Yards Allowed, Season

753	1995	16 games
609	1978	16 games
531	1968	14 games

### Fewest Yards Allowed, Season

121	1966	14 games
149	1981	16 games
153	1982	9 games

### Most Yards, Game

142	DEN	9/24/61	(5 returns)
128	at NO	11/21/83	(3 returns)
117	TB	11/14/76	(7 returns)

## (Punt Returns, cont'd)

### Fewest Yards, Game

-16	at BUF	11/24/96	(1 returns)
-10	BAL	10/24/76	(2 returns)
-4	at BOS	9/27/70	(2 returns)
	MIA	11/1/04	(4 returns)

### Most Yards Allowed, Game

173	at BLT	12/24/00	(4 returns)
139	SD	11/5/61	(4 returns)
126	DEN	12/3/67	(5 returns)

### Fewest Yards Allowed, Game

-6	at PIT	12/12/04	(2 ret)
-4	at NE	11/15/81	(3 ret)
-3	IND	12/5/93	(1 ret)
	at MIA	9/18/94	(2 ret)

### Most Returns, Game

8	at MIA	9/9/66	(80 yards)
---	--------	--------	------------

### Most Returns Allowed, Game

8	BUF	10/25/70	(67 yds)
---	-----	----------	----------

## KICKOFF RETURNS

### Most Yards, Season

1,728	2005	16 games
1,713	2002	16 games
1,704	1975	14 games

### Fewest Yards, Season

667	1982	9 games
675	1993	16 games
985	1969	14 games

### Most Yards Allowed, Season

1,785	1960	14 games
1,685	2009	16 games
1,674	1969	14 games

## (Kickoff Returns, cont'd)

### Fewest Yards Allowed, Season

552	1992	16 games
743	1982	9 games
899	1976	14 games

### Most Yards, Game

291	at SD	9/22/08	(9 ret)
290	at BUF	9/8/02	(7 ret)
268	at BUF	9/29/68	(8 ret)

### Most Yards Allowed, Game

299	MIA	11/1/09	(6 ret)
274	at BAL	9/24/72	(7 ret)
220	HOU	10/23/60	(4 ret)

### Most Returns, Game

10	at LAC	12/18/60	(257 yards)
----	--------	----------	-------------

### Most Returns Allowed, Game

9	BOS	9/22/68	(195 yards)
	(@ Birmingham, AL)		
	TB	11/17/85	(164 yards)

## TURNOVERS

### Most Turnovers, Season

55	1962	14 games
52	1961	14 games
50	1960	14 games

### Fewest Turnovers, Season

16	2004	16 games
18	1982	9 games
19	2002	16 games

### Most Opponents' Turnovers, Season

46	1961	14 games
45	1962	14 games
	1969	14 games
44	1964	14 games

### Fewest Opponent

#### Turnovers, Season

20	2003	16 games
21	2007	16 games
23	2002	16 games

### Most Turnovers, Game

10	NE	11/21/76
8	MIA	10/19/75
7	at KC	12/22/63
	at BOS	9/27/64
	at DEN	11/15/64
	CIN	12/12/76
	SEA	9/11/83
	at PIT	9/13/92

### Most Opponents' Turnovers, Game

9	at HOU	12/6/69
8	BOS	10/27/68
	at BAL	9/23/73
	NE	11/11/73
7	DAL	12/3/61
	at BUF	9/22/62
	MIN	10/15/79
	ARZ	9/28/08

### Most Turnovers, Both Teams, Game

13	NYJ (4), at HOU (9)	12/6/69
	NYJ (10), NE (3)	1/21/76

## Fewest Turnovers, Both Teams, Game

0 18 times

Last: NYJ (0), PIT (0) 12/19/10

### Best Turnover Margin, Game

+7	NYJ (1), at BAL (8)	9/23/73
	NYJ (0), MIN (7)	10/15/79
+6	NYJ (0), CIN (6)	9/16/84
	NYJ (1), ARZ (7)	9/28/08

+5 18 games

### Worst Turnover Margin, Game

-7	NYJ (10), NE (3)	11/21/76
-6	NYJ (6), DEN (0)	12/3/67
	NYJ (8), MIA (2)	0/19/75

-5 9 games

## INTERCEPTIONS

### Most Interceptions By, Season

34	1964	14 games
29	1962, 1969	14 games
28	1968	14 games

### Fewest By, Season

11	1976, 1977	14 games
	1996, 2003	16 games
12	2010	16 games
13	1971	14 games

### Most Thrown, Season

35	1962	14 games
33	1964, 1975	14 games
32	1961	14 games

### Fewest Thrown, Season

8	1985	16 games
9	1982	9 games
10	1997	16 games

### Most Return Yards By, Season

477	1964	14 games
456	1968	14 games
443	1999	16 games

### Fewest Return Yards By, Season

56	2006	16 games
98	1975	14 games
110	2007	16 games

### Most Return Yards Allowed, Season

711	1967	14 games
670	1961	14 games
545	2000	16 games

### Fewest Return Yards Allowed, Season

100	1997	16 games
101	1985	16 games
105	1991	16 games

### Most Interceptions By NYJ, Game

8	at BAL	9/23/73 (105 yards)
6	at HOU	12/6/69 (86 yards)
5	at DEN	10/3/99 (55 yards)

### Most Thrown By NYJ, Game

7	NE	11/21/76 (145 yards)
6	seven times	
	Last Time: BUF, 10/18/09, 13 yards	

## (Interception, cont'd)

### Most Passes Had Intercepted, Both Teams, Game

9	NYJ (5)	OAK (4)	9/28/63
	NYJ (6)	HOU (3)	10/15/67
	NYJ (6)	BAL (3)	10/18/70
	NYJ (1)	at BAL (8)	9/23/73

## (Interceptions, cont'd)

### Most Return Yards By, Game

163	NE	10/11/81	(4 returns)
156	HOU	11/23/80	(4 returns)
	at MIN	11/20/94	(4 returns)

### Most Return Yards Against, Game

235	at BUF	9/29/68	(5 returns)
225	HOU	10/15/67	(6 returns)
188	at DAL	12/17/61	(3 returns)

### Most Consecutive Games With An Interception, Jets

22	1960-62
19	1965-66
17	1963-65

## FUMBLES

### Most, Season

44	1976	14 games
39	1995	16 games
38	1981, 1993	16 games

### Fewest, Season

15	1964, 1967	14 games
16	2002	16 games
18	1969	14 games
	1982	9 games
	2003	16 games

### Most by Opponent, Season

48	1986	16 games
42	1985	16 games
38	1991	16 games

### Fewest by Opponent, Season

7	1997	16 games
16	1966	14 games
	2002, 2006	16 games
17	2003	16 games

### Most Fumbles Lost, Season

25	1976	14 games
21	1961	14 games
	1985	16 games
19	1987	15 games
	2005	16 games

### Fewest Fumbles Lost, Season

5	2004	16 games
6	1999, 03, 07	16 games
7	twice	
	Last: 1964	14 games

### Most Fumbles Lost by Opponent, Season

21	1976	14 games
	1994	16 games
20	1960, 61, 62	14 games
	1985	16 games
19	1972	14 games
	1978, 1991	16 games

# TEAM RECORDS

## (Fumbles, cont'd)

### Fewest Fumbles Lost by Opponent, Season

6	1967	14 games
	2007	16 games
7	2010, 2005	16 games
8	1966	14 games
	2002	16 games

### Most Fumbles, Game

7	at HOU	9/12/65	(4 lost)
	at KC	9/11/05	(2 lost)
	NO	10/26/86	(2 lost)

### Most Fumbles Lost, Game

4	at HOU	9/12/65	(7 fumbles)
	at MIA	9/26/76	(4 fumbles)
	SEA	9/11/83	(4 fumbles)

## PENALTIES

### Most, Season

135	1987	15 games
131	1986	16 games
121	1995	16 games

### Fewest, Season

53	1960, 1964	14 games
55	1963	14 games
58	1965	14 games

### Most by Opponent, Season

114	2005	16 games
114	1985	16 games
109	1998	16 games

## Fewest by Opponent, Season

44	1982	9 games
63	1994	16 games
65	1968	14 games

### Most Yards Penalized, Season

1,078	1995	16 games
1,059	1983	16 games
1,055	1987	15 games

### Fewest Yards Penalized, Season

477	1964	14 games
486	2007	16 games
507	2001	16 games

### Most Yards Penalized, Opponent, Season

981	2005	16 games
967	1998	16 games
951	1963, 1964	14 games
	1981	16 games

### Fewest Yards Penalized, Opponent, Season

345	1982	9 games
489	1994	16 games
620	2003	16 games

### Most, Game

17	MIA	10/18/87	(100 yards)
15	HOU	9/27/81	(116 yards)
	at BUF	9/13/87	(103 yards)
	IND	9/8/96	(100 yards)

## (Penalties, cont'd)

### Most by Opponent, Game

16	at CIN	10/6/85	(123 yards)
	DAL	10/4/87	(131 yards)
15	BUF	11/13/83	(110 yards)
	at JAX	10/13/96	(123 yards)

### Most Yards Penalized, Game

161	at CLE	9/21/70	(13 penalties)
150	DAL	10/4/87	(10 penalties)
145	at OAK	11/17/68	(13 penalties)

### Fewest Yards Penalized, Game

0	six times	(last PHI, 10/14/07)
---	-----------	----------------------

### Most Yards Penalized, Opponent, Game

148	at SD	10/13/63	(7 penalties)
136	OAK	11/30/69	(10 penalties)
131	DAL	10/4/87	(16 penalties)

### Fewest Yards Penalized, Opponent, Game

0	at BOS	11/19/67
	at IND	10/30/94

## SACKS

### (Became official NFL statistic in 1982)

### Most, Season

66	1981	16 games
49	1985	16 games
48	1983	16 games

## (Sacks, cont'd)

### Least, Season

16	1976	14 games
19	1975	14 games
20	1960	14 games
20	1982	9 games

### Most Allowed, Season

66	1987	15 games
62	1985	16 games
	1989	16 games

### Least Allowed, Season

9	1966	14 games
16	1969	14 games
17	1972	14 games
	1965	14 games
19	2001	16 games

### Most, Game

10	BUF	11/23/61
	at HOU	12/6/69
	at NYG	11/1/81
	GB	12/20/81

### Most Allowed, Game

11	DAL	10/4/87
10	LAA	9/8/85
9	at HOU	10/4/62
	at NE	9/9/79
	SF	10/29/89
	DEN	9/1/96

# OFFENSE YEAR-BY-YEAR

Year	First Downs	Total Plays	Total Net Yards	Average Per Game	Net Rush Yards	Average Per Game	Total Pass Yards	Average Per Game	Points	Sacked	Int	FL	Giveaways
1960	286*	959	4,794*	(342.4)	1,817	(129.8)	2,997	(212.6)	382	40	28	20	48
1961	247	927	4,065	(290.4)	1,678	(119.9)	2,387	(170.5)	301	41	32	20	52
1962	206	876	3,955	(282.5)	1,213	(86.6)	2,742	(195.9)	278	54	35	20	55
1963	198	821	3,510	(250.7)	978	(69.9)	2,352	(180.9)	249	34	29	15	44
1964	201	862	3,889	(277.8)	1,452	(104.1)	2,432	(173.7)	278	27	33	7	40
1965	211	843	4,081	(291.5)	1,492	(106.6)	2,589	(184.9)	285	17	22	10	32
1966	254	899	4,906	(350.4)	1,442	(103.0)	3,464*	(247.4)	322	9	29	10	39
1967	282+	932	5,152*	(368.0)	1,307	(93.4)	3,845+	(274.6)	371	28	29	8	37
1968	249	921	5,047	(360.5)	1,608	(114.9)	3,439	(245.6)	419	18	19	15	34
1969	252	879	4,583	(327.4)	1,782	(127.3)	2,801	(200.1)	353	16	20	16	36
1970	230	884	3,960	(282.9)	1,653	(118.1)	2,307	(164.8)	255	35	22	11	33
1971	202	786	3,267	(233.4)	1,888	(134.9)	1,379	(98.5)	212	23	16	10	26
1972	250	825	4,787	(341.9)	2,010	(143.6)	2,777	(198.4)	367	17	22	9	31
1973	222	863	3,920	(280.0)	1,864	(133.1)	2,056	(146.9)	240	37	22	17	39
1974	234	832	4,061	(290.1)	1,625	(116.1)	2,436	(174.0)	279	19	24	8	32
1975	266	919	4,230	(302.1)	2,079	(148.5)	2,151	(153.6)	258	34	33	8	41
1976	220	876	3,530	(252.1)	1,924	(137.4)	1,606	(114.7)	169	45	28	25	53
1977	195	832	3,620	(258.6)	1,618	(115.6)	2,002	(143.0)	191	35	26	14	40
1978#	277	993	4,857	(303.6)	2,250	(140.6)	2,607	(162.9)	359	43	28	9	37
1979	299	1,035	5,244	(327.8)	2,646+	(165.4)	2,598	(162.4)	337	32	25	13	38
1980	289	993	4,882	(305.1)	1,873	(117.1)	3,009	(188.1)	302	42	30	11	41
1981	318	1,108	5,396	(337.3)	2,341	(146.3)	3,055	(190.9)	355	30	14	17	31
1982##	193	606	3,218	(357.6)	1,317	(146.3)	1,901	(211.2)	245	23	9	9	18
1983	313	1,076	5,493	(343.3)	2,068	(129.3)	3,425	(214.1)	313	43	28	19	47
1984	310	1,044	5,148	(321.8)	2,189	(136.8)	2,959	(184.9)	332	52	21	13	34
1985	<u>344</u>	<u>1,123</u>	<u>5,896</u>	<u>(368.5)</u>	2,312	(144.5)	3,584	(224.0)	393	62	8	21	29
1986	319	1,072	5,375	(335.9)	1,729	(108.1)	3,646	(227.9)	364	45	21	16	37
1987%	292	1,041	4,630	(308.7)	1,671	(111.4)	2,959	(197.3)	334	66	15	19	34
1988	331	1,094	5,215	(325.9)	2,132	(133.3)	3,083	(192.7)	372	42	11	16	27
1989	292	1,032	5,011	(313.2)	1,596	(99.8)	3,415	(213.4)	253	62	24	17	41
1990	295	967	4,886	(305.4)	2,127	(132.9)	2,759	(172.4)	295	40	11	13	24
1991	331	1,059+	5,316	(332.3)	2,160	(135.0)	3,156	(197.3)	314	33	12	13	25
1992	252	958	4,431	(276.9)	1,752	(109.5)	2,679	(167.4)	220	39	24	15	39
1993	304	1,031	5,212	(325.8)	1,880	(117.5)	3,332	(208.3)	270	21+	12	16	28
1994	265	983	4,703	(293.9)	1,566	(97.9)	3,137	(196.1)	264	28	18	10	28
1995	254	1,001	4,067	(254.2)	1,279	(79.9)	2,788	(174.3)	233	47	24	18	42
1996	319	1,077	5,208	(325.5)	1,583	(98.9)	3,625	(226.6)	279	41	30	16	46
1997	291	1,043	4,727	(295.4)	1,485	(92.8)	3,242	(202.6)	348	48	10	12	22
1998	338	1,057	5,715	(357.2)	1,879	(117.4)	3,836	(239.8)	416	25	13	11	24
1999	268	999	4,752	(297.0)	1,961	(122.6)	2,791	(174.4)	308	37	16	6	22
2000	308	1,075	5,395	(337.2)	1,471	(91.9)	<u>3,924</u>	(245.3)	321	20+	29	11	40
2001	274	928	4,795	(299.7)	2,054	(128.4)	2,741	(171.3)	308	19**	14	7	21**
2002	300	917	5,036	(314.8)	1,618	(101.1)	3,418	(213.6)	359	32	10	9	19
2003	274	936	4,951	(309.4)	1,635	(102.2)	3,316	(207.3)	283	31	14	6	20
2004	313	996	5,438	(339.9)	2,388	(149.3)	3,050	(190.6)	333	31	11	<u>5</u>	<u>16</u>
2005	251	907	3,970	(248.1)	1,328	(83.0)	2,642	(165.1)	240	53	15	19	34
2006	289	1,013	4,891	(305.7)	1,738	(108.6)	3,153	(197.1)	316	34	16	9	25
2007	286	1,011	4,715	(294.7)	1,701	(106.3)	3,014	(188.4)	268	53	19	6	25
2008	308	981	5,307	(331.7)	2,004	(125.3)	3,303	(206.4)	405	30	23	8	31
2009	280	1,030	5,136	(321.0)	<u>2,756+</u>	(172.3)	2,380	(148.8)	348	30	21	9	30
2010	307	1,087	5,616	(351.0)	2,374	(148.4)	3,242	(202.6)	367	28	14	7	21

+ = Led Pro Football; \* = Led AFL; \*\* = Led AFC; # = Length of season went from 14 to 16 games

## = Length of season was 9 games; % = Length of season was 15 games

Underline indicates Jets record

Ball control plays include rushes, passes and sacks

Numbers in parentheses indicate yards per game average

# DEFENSE YEAR-BY-YEAR

Year	First Downs	Total Plays	Total Net Yards	Average Per Game	Net Rush Yards	Average Per Game	Total Pass Yards	Average Per Game	Points	Sacked	Int	FL	Takeaways
1960	262	864	4,699	(333.5)	1,914	(136.7)	2,755	(196.8)	399	20	24	16	40
1961	242	905	4,677	(334.1)	1,880	(134.3)	2,797	(199.8)	390	31	25	<u>21</u>	<u>46</u>
1962	253	906	4,655	(332.5)	2,049	(146.4)	2,606	(186.1)	423	36	29	16	45
1963	280	900	5,166	(368.1)	2,129	(152.1)	3,038	(217.0)	399	23	21	15	36
1964	238	911	4,916	(351.1)	1,675	(119.6)	3,241	(231.5)	315	28	<u>34</u>	10	44
1965	235	925	4,228	(302.0)	1,556	(111.9)	2,662	(190.1)	303	23	26	11	37
1966	231	890	4,278	(305.6)	1,524	(108.9)	2,754	(196.7)	312	35	21	8	29
1967	203	849	3,775	(269.6)	1,633	(116.6)	2,142	(153.0)	329	39	27	6	33
1968	<u>178+</u>	<u>814*</u>	<u>3,363*</u>	<u>(240.2)</u>	<u>1,195+</u>	<u>(85.4)</u>	2,186	(154.9)	280	43	28	15	43
1969	229	822	4,082	(291.6)	1,326	(94.7)	2,756	(196.9)	269	42	29	16	45
1970	216	826	3,655**	(261.1)	1,283**	(91.6)	2,372	(169.4)	286	35	22	11	34
1971	235	841	4,357	(311.2)	2,302	(164.4)	2,055	(146.8)	299	27	13	10	23
1972	255	866	4,709	(336.4)	2,072	(148.0)	2,637	(188.4)	324	27	19	12	31
1973	226	860	4,178	(298.4)	2,228	(159.1)	<u>1,950</u>	<u>(139.3)</u>	306	26	19	19	38
1974	267	911	4,297	(306.9)	2,240	(160.0)	2,057	(146.9)	300	25	17	9	26
1975	308	909	5,456	(389.7)	2,737	(195.5)	2,719	(194.2)	433	19	15	13	28
1976	277	972	4,916	(351.1)	2,592	(185.1)	2,324	(166.0)	383	16	11	<u>21</u>	32
1977	283	978	4,648	(332.0)	2,245	(160.4)	2,403	(171.6)	300	26	11	17	28
1978#	324	1,069	5,524	(345.3)	2,701	(168.8)	2,823	(176.4)	364	22	23	17	40
1979	331	1,094	5,821	(363.8)	1,706	(106.6)	4,115	(257.2)	383	22	21	19	40
1980	348	1,080	5,615	(350.9)	1,951	(121.9)	3,664	(229.0)	395	28	23	9	32
1981	291	1,036	4,871**	(304.4)	1,867	(116.7)	3,004	(187.8)	287	<u>66+</u>	21	15	36
1982##	160	587	2,629	(292.1)	983	(109.2)	1,646	(182.9)	166	20	17	9	26
1983	298	1,058	5,301	(331.3)	2,378	(148.6)	2,923	(182.7)	331	48	22	14	36
1984	341	1,052	5,566	(347.9)	2,064	(129.0)	3,502	(218.9)	364	44	15	18	33
1985	276	989	4,772	(298.3)	1,516**	(94.8)	3,255	(203.5)	264	49	22	20	42
1986	349	1,081	6,050	(378.1)	1,661	(103.8)	4,389	(274.3)	386	28	20	18	38
1987%	300	993	5,041	(336.1)	1,835	(122.3)	3,206	(213.7)	360	29	18	11	29
1988	310	1,038	5,633	(352.1)	2,124	(132.8)	3,509	(219.3)	354	45	24	16	40
1989	328	1,059	5,994	(374.6)	2,136	(133.5)	3,858	(241.1)	411	28	15	9	24
1990	318	977	5,455	(340.9)	2,018	(126.1)	3,437	(214.8)	345	38	18	11	29
1991	298	954	4,981	(311.3)	1,442**	(90.1)	3,539	(221.2)	293	35	18	19	37
1992	276	961	4,880	(305.0)	1,919	(119.9)	2,961	(185.1)	315	36	21	18	39
1993	<u>266**</u>	949	4,712	(294.5)	1,473	(92.1)	3,239	(202.4)	247	32	19	18	37
1994	315	1,014	5,338	(333.6)	1,809	(113.1)	3,529	(220.6)	320	29	17	<u>21</u>	38
1995	301	1,066	4,756	(297.3)	2,016	(126.0)	2,740	(171.3)	384	43	17	17	34
1996	304	1,023	5,564	(347.8)	2,200	(137.5)	3,364	(210.3)	454	28	11	15	26
1997	301	1,057	3,421	(332.5)	1,899	(118.7)	3,421	(213.8)	287	29	18	7	25
1998	263	980	4,699	(293.7)	1,659	(103.7)	3,040	(190.0)	266	36	21	9	30
1999	299	1,030	5,379	(336.0)	1,703	(106.4)	3,676	(229.8)	309	26	24	11	35
2000	267	1,033	4,820	(301.2)	1,888	(118.0)	2,932	(183.3)	321	40	21	14	35
2001	284	1,030	5,153	(322.1)	2,154	(134.6)	2,999	(187.4)	295	33	20	19	39
2002	313	1,008	5,463	(341.4)	1,973	(123.3)	3,490	(218.1)	336	30	15	8	23
2003	316	1,032	5,319	(332.4)	2,294	(143.3)	3,025	(189.0)	299	35	11	9	20
2004	282	966	4,878	(304.9)	1,566	(97.9)	3,312	(207.0)	261	37	19	14	33
2005	321	1,047	4,940	(308.8)	2,185	(136.6)	2,755	(172.2)	355	30	21	7	28
2006	312	1,020	5,306	(331.6)	2,084	(130.3)	3,222	(201.4)	295	35	16	9	25
2007	315	1,016	5,310	(331.9)	2,156	(134.8)	3,154	(197.1)	355	29	15	6	21
2008	315	1,020	5,270	(329.4)	1,518	(94.9)	3,752	(234.5)	356	41	14	16	30
2009	237+	953	4,037+	(252.3)	1,578	(98.6)	2,459+	(153.7)	<u>236+</u>	32	17	14	31
2010	272	979	4,664	(291.5)	1,454	(90.9)	3,210	(200.6)	304	40	12	18	30

+ = Led Pro Football; \* = Led AFL; \*\* = Led AFC; # = Length of season went from 14 to 16 games

## = Length of season was 9 games; % = Length of season was 15 games

Underline indicates Jets record

Ball control plays include rushes, passes and sacks

Numbers in parentheses indicate yards per game average



# INDIVIDUAL PLAYOFF RECORDS

## SERVICE

### MOST GAMES PLAYED

Pos	Player	Games
DE	Shaun Ellis	12 (01, 02, 04, 06, 09, 10)
LB	Bryan Thomas	11 (02, 04, 06, 09, 10)
WR	Jerricho Cotchery	9 (04, 06, 09, 10)
LS	James Dearth	9 (01, 02, 04, 06, 09)
RB	Freeman McNeil	8 (81, 82, 85, 86, 90)
15 with 7; players currently on the roster are below:		
CB	Drew Coleman	7 (06, 09, 10)
T	D'Brickashaw Ferguson	7 (06, 09, 10)
C	Nick Mangold	7 (06, 09, 10)
WR	Brad Smith	7 (06, 09, 10)
S	Eric Smith	7 (06, 09, 10)

### MOST CONSECUTIVE GAMES PLAYED

Pos	Player	Games
DE	Shaun Ellis	12 (01, 02, 04, 06, 09, 10)
LB	Bryan Thomas	11 (02, 04, 06, 09, 10)
WR	Jerricho Cotchery	9 (04, 06, 09, 10)
LS	James Dearth	9 (01, 02, 04, 06, 09, 10)
RB	Freeman McNeil	8 (81, 82, 85, 86, 90)

## SCORING

### MOST STARTS

Pos	Player	Starts
DE	Shaun Ellis	12 (01, 02, 04, 06, 09, 10)
LB	Bryan Thomas	9 (04, 06, 09, 10)
T	D'Brickashaw Ferguson	7 (06, 09, 10)
C	Nick Mangold	7 (06, 09, 10)
T	Jason Fabini	7 (98, 01, 02, 04)
RB	Curtis Martin	7 (98, 01, 02, 04)
C	Kevin Mawae	7 (98, 01, 02, 04)
G	Dan Alexander	7 (81, 82, 85, 86)
C	Joe Fields	7 (81, 82, 85, 86)
DL	Marty Lyons	7 (81, 82, 85, 86)
RB	Freeman McNeil	7 (81, 82, 85, 86)

### SCORING

#### Career

Pos	Player	Points
K	Pat Leahy	44 (7 games)
K	Jim Turner	25 (3 games)
RB	Freeman McNeil	24 (8 games)
K	John Hall	20 (3 games)
RB	Shonn Greene	18 (6 games)
RB	Curtis Martin	18 (7 games)
WR-PR	Santana Moss	18 (5 games)

#### Game

Pos	Player	Date	Opp	Points
K	Pat Leahy	1/9/83	at CIN	14 (3 FG, 5 XP)
RB	Freeman McNeil	12/28/86	KC	12 (1 rec, 1 rush TD)
WR	Don Maynard	12/29/68	OAK	12 (2 rec TD)
WR	Keyshawn Johnson	1/10/99	JAX	12 (1 rec, 1 rush TD)
RB	Curtis Martin	1/10/99	JAX	12 (2 rush TD)
WR	Wayne Chrebet	1/12/02	at OAK	12 (2 rec TD)

### MOST FIELD GOALS MADE

#### Career

Player	FG
Pat Leahy	8 (7 games)
John Hall	7 (5 games)
Jim Turner	7 (3 games)

#### Game

Player	FG	Date	Opp
Jim Turner	3	(32,30, 9)	1/12/69BAL (SB III)
Pat Leahy	3	(32, 24, 47)	1/9/83 CIN
Mike Nugent	3	(28, 21, 37)	1/7/07 at NE

### LONGEST FIELD GOAL

Player	Yds	Date	Opp
John Hall	52	1/12/99	JAX
Jay Feely	48	1/24/10	at IND
Pat Leahy	47	1/9/83	at CIN
Pat Leahy	46	1/3/87	at CLE
Jay Feely	46	1/17/10	at SD

## RUSHING

### YARDAGE

#### Career

	Player	Att	Yds	Avg	TD
1.	Freeman McNeil	150	633	4.2	3
2.	Curtis Martin	133	528	4.0	3
3.	Shonn Greene	99	502	5.1	3
4.	Matt Snell	61	253	4.1	1
5.	LaMont Jordan	39	216	5.5	2
6.	LaDainian Tomlinson	35	141	4.0	2
7.	Thomas Jones	45	117	2.6	1
8.	Emerson Boozer	24	84	3.5	0
9.	Johnny Hector	16	59	3.7	0
10.	Leon Washington	11	50	4.5	0
11.	Ken O'Brien	6	36	6.0	0
12t.	Richard Todd	14	32	2.3	0
12t.	Santana Moss	2	32	16.0	0
14.	Pat Ryan	2	30	15.0	0
15.	Mike Augustyniak	8	29	3.6	0
16t.	Kevin Long	8	28	3.5	1
16t.	Keyshawn Johnson	2	28	14.0	1
18.	Bill Mathis	12	21	1.8	0
19.	Chad Pennington	10	20	2.0	0
20t.	Jerricho Cotchery	5	16	3.2	0
20t.	Scott Dierking	6	16	2.7	0

# INDIVIDUAL PLAYOFF RECORDS

## YARDAGE cont.

Game	Player	Date	Opp	Att	Yds	Avg	TD
1.	Freeman McNeil	1/9/83	at CIN	21	202	9.6	1
2t.	<b>Shonn Greene</b>	<b>1/9/10</b>	<b>at CIN</b>	<b>21</b>	<b>135</b>	<b>6.4</b>	<b>1</b>
2t.	Freeman McNeil	12/28/86	KC	31	135	4.4	1
4.	<b>Shonn Greene</b>	<b>1/17/10</b>	<b>at SD</b>	<b>23</b>	<b>128</b>	<b>5.6</b>	<b>1</b>
5.	Curtis Martin	1/10/99	JAX	36	124	3.4	2
6.	Matt Snell	1/12/69	BAL	30	121	4.0	1
7.	Curtis Martin	1/12/02	at OAK	16	106	6.6	0
8.	Freeman McNeil	1/15/83	at LA	23	105	4.6	0
9.	LaMont Jordan	1/4/03	IND	20	102	5.1	2
10.	Curtis Martin	1/15/05	at PIT	19	77	4.1	0
11.	Curtis Martin	1/12/03	at OAK	16	74	4.6	0
12.	Freeman McNeil	1/3/87	at CLE	25	71	2.8	1

## LONGEST RUNS FROM SCRIMMAGE

Pos	Player	Yds	Date	Opp
RB	<b>Shonn Greene</b>	<b>53t</b>	<b>1/17/10</b>	<b>at SD</b>
RB	<b>Shonn Greene</b>	<b>39t</b>	<b>1/9/10</b>	<b>at CIN</b>
RB	Freeman McNeil	35	1/9/83	at CIN
WR	Santana Moss	25	1/12/03	at OAK
RB	Freeman McNeil	25	1/3/87	at CLE
RB	Freeman McNeil	24	1/9/83	at CIN
RB	Freeman McNeil	24	12/28/86	KC
QB	Pat Ryan	24	12/28/86	KC
RB	<b>LaDainian Tomlinson</b>	<b>23</b>	<b>1/8/11</b>	<b>at IND</b>
RB	<b>Shonne Greene</b>	<b>23</b>	<b>1/23/11</b>	<b>at PIT</b>

## LONGEST TD RUNS

Pos	Player	Yds	Date	Opp
RB	<b>Shonn Greene</b>	<b>53</b>	<b>1/17/10</b>	<b>at SD</b>
RB	<b>Shonn Greene</b>	<b>39</b>	<b>1/9/10</b>	<b>at CIN</b>
RB	Freeman McNeil	25	1/3/87	at CLE
RB	Freeman McNeil	20	1/9/83	at CIN
WR	Keyshawn Johnson	10	1/10/99	JAX

## MOST ATTEMPTS

Career	Player	Att	Games
	Freeman McNeil	150	8
	Curtis Martin	133	7
	<b>Shonn Greene</b>	<b>99</b>	<b>6</b>
	Matt Snell	61	3
	Thomas Jones	45	3

Game	Player	Att	Date	Opp
	Curtis Martin	36	1/10/99	JAX
	Freeman McNeil	31	12/28/86	KC
	Matt Snell	30	1/12/69	BAL (SB III)
	Freeman McNeil	25	1/3/87	at CLV
	<b>Shonn Greene</b>	<b>23</b>	<b>1/17/10</b>	<b>at SD</b>
	Freeman McNeil	23	1/15/83	at LAA

## PASSING

### PASSERS

Player	G-S	W-L	Att	Comp	Pct	Yds	TD	INT	Rating
Chad Pennington	5-5	2-3	178	107	60.1	1,166	7	4	83.2
<b>Mark Sanchez</b>	<b>6-6</b>	<b>4-2</b>	<b>157</b>	<b>95</b>	<b>60.5</b>	<b>1,155</b>	<b>9</b>	<b>3</b>	<b>94.3</b>
Richard Todd	4-4	2-2	139	78	56.1	1,026	4	12	53.2
Vinny Testaverde	3-3	1-2	129	82	63.6	917	4	3	85.3
Joe Namath	3-3	2-1	117	50	42.8	641	3	4	61.2
Ken O'Brien	3-2	0-2	67	45	67.2	504	2	4	74.5
Pat Ryan	3-2	1-1	51	32	62.7	340	5	1	106.7
Brad Smith	7-0	--	1	1	100.0	45	0	0	118.8
Freeman McNeil	8-0	--	1	1	100.0	14	1	0	158.3
Babe Parilli	1-0	--	1	0	--	0	0	0	39.6
Patrick Ramsey	1-0	--	1	1	100.0	-1	0	0	79.2

### YARDS

#### Career

Player	Yds	Games
Chad Pennington	1,166	5
<b>Mark Sanchez</b>	<b>1,155</b>	<b>6</b>
Richard Todd	1,026	4
Vinny Testaverde	917	3
Joe Namath	641	3

#### Game

Player	Yds	Date	Opp
Richard Todd	377	12/27/81	BUF
Vinny Testaverde	356	1/17/99	at DEN
Chad Pennington	300	1/7/07	at NE
Vinny Testaverde	284	1/10/99	JAX
Chad Pennington	279	1/8/05	at SD

### ATTEMPTS

#### Career

Pos	Player	Att	Games
QB	Chad Pennington	178	5
<b>QB</b>	<b>Mark Sanchez</b>	<b>157</b>	<b>6</b>
QB	Richard Todd	140	4
QB	Vinny Testaverde	129	3
QB	Joe Namath	117	3

#### Game

Player	Att	Date	Opp
Vinny Testaverde	52	1/1/99	at DEN
Richard Todd	51	12/2/81	BUF
Joe Namath	49	12/9/68	OAK
Chad Pennington	47	1/12/03	at OAK
Chad Pennington	40	1/7/07	at NE
Vinny Testaverde	40	1/12/02	at OAK
Joe Namath	40	12/20/69	KC

### COMPLETIONS

#### Career

Player	Comp	Games
Chad Pennington	107	5
<b>Mark Sanchez</b>	<b>95</b>	<b>6</b>
Vinny Testaverde	82	3
Richard Todd	78	4
Joe Namath	50	3

# INDIVIDUAL PLAYOFF RECORDS

## COMPLETIONS cont.

Game			
Player	Comp	Date	Opp
Vinny Testaverde	31	1/17/99	at DEN
Richard Todd	28	12/27/81	BUF
Vinny Testaverde	26	1/12/02	at OAK
Vinny Testaverde	24	1/11/09	JAX
Chad Pennington	23	1/8/05	at SD
Chad Pennington	23	1/7/07	at NE

## COMPLETION PERCENTAGE

Career		
Player	Pct	Games
Ken O'Brien	67.1	3
Vinny Testaverde	63.5	3
Pat Ryan	62.7	3
<b>Mark Sanchez</b>	<b>60.5</b>	<b>6</b>
Chad Pennington	60.1	5

Game				
Player	Pct	Date	Opp	Att-Comp-Yds
Ken O'Brien	76.5	12/28/85	NE	17-13-149
Chad Pennington	76.0	1/4/03	IND	25-19-222
Richard Todd	71.4	1/9/83	at CIN	28-20-269
Chad Pennington	69.7	1/8/05	at SD	33-23-279
Pat Ryan	69.6	12/28/86	KC	23-16-153

## TOUCHDOWN PASSES

Career		
Player	TD	Games
<b>Mark Sanchez</b>	<b>9</b>	<b>6</b>
Chad Pennington	7	5
Pat Ryan	5	3
Vinny Testaverde	4	3
Richard Todd	4	4

Game			
Player	TD	Date	Opp
<b>Mark Sanchez</b>	<b>3</b>	<b>1/16/11</b>	<b>at NE</b>
Chad Pennington	3	1/4/03	IND
Vinny Testaverde	3	1/12/02	at OAK
Joe Namath	3	12/28/68	OAK
<b>Mark Sanchez</b>	<b>2</b>	<b>1/23/11</b>	<b>at PIT</b>
<b>Mark Sanchez</b>	<b>2</b>	<b>1/24/10</b>	<b>at IND</b>
Chad Pennington	2	1/8/04	at SD
Richard Todd	2	12/27/83	BUF

## LONGEST PASS COMPLETION

Player	Yds	Date	Opp
<b>Mark Sanchez to Braylon Edwards</b>	<b>80t</b>	<b>1/23/10</b>	<b>at IND</b>
Chad Pennington to Jericho Cotchery	77	1/7/07	at NE
<b>Mark Sanchez to Jericho Cotchery</b>	<b>58</b>	<b>1/16/11</b>	<b>at NE</b>
Chad Pennington to Richie Anderson	56t	1/4/03	IND
Joe Namath to Don Maynard	52	12/29/68	OAK
Richard Todd to Wesley Walker	49	1/9/83	at CIN
Chad Pennington to Santana Moss	47	1/8/05	at SD

## INTERCEPTIONS

Career		
Player	Int	Games
Richard Todd	12	4
Chad Pennington	4	5
Joe Namath	4	3
Ken O'Brien	4	3
Vinny Testaverde	3	3

Game			
Player	Int	Date	Opp
Richard Todd	5	1/23/83	at MIA
Richard Todd	4	12/27/81	BUF
Ken O'Brien	3	12/29/91	at HOU
Joe Namath	3	12/20/69	KC

## PASSER RATING

Career						
Player	Rating	A/C	Pct	Yds	TD	INT
Pat Ryan	106.7	51/32	62.7	340	5	1
<b>Mark Sanchez</b>	<b>94.3</b>	<b>157/95</b>	<b>60.5</b>	<b>1,155</b>	<b>9</b>	<b>3</b>
Vinny Testaverde	85.3	129/82	63.6	917	4	3
Chad Pennington	83.2	178/107	60.1	1,166	7	4
Ken O'Brien	74.5	67/45	67.2	504	2	4

Game							
Player	Opp	Date	Rating	A/C	Pct	Yds	TD/INT
Chad Pennington	IND	1/4/03	142.0	25/19	76.0	222	3/0
<b>Mark Sanchez</b>	<b>at CIN</b>	<b>1/9/10</b>	<b>139.4</b>	<b>15/12</b>	<b>80.0</b>	<b>182</b>	<b>1/0</b>
Pat Ryan	KC	12/28/86	127.4	23/16	69.6	153	3/0
<b>Mark Sanchez</b>	<b>at NE</b>	<b>1/16/11</b>	<b>127.3</b>	<b>25/16</b>	<b>64.0</b>	<b>194</b>	<b>3/0</b>
Chad Pennington	at SD	1/8/05	115.6	33/23	69.7	279	2/0

# RECEIVING

## RECEPTIONS

Career					
	Player	Rec	Yds	Avg	TD
1.	<b>Jericho Cotchery</b>	<b>30</b>	<b>440</b>	<b>14.7</b>	<b>2</b>
2.	Curtis Martin	29	250	8.6	0
3.	Wesley Walker	27	486	18.0	3
4t.	<b>Dustin Keller</b>	<b>26</b>	<b>302</b>	<b>11.6</b>	<b>3</b>
4t.	Al Toon	26	330	12.7	2
6.	Laveranues Coles	21	234	11.1	0
7t.	George Sauer	20	269	13.5	0
7t.	Mickey Shuler	20	249	12.5	2
9.	Wayne Chrebet	19	269	14.2	2
10.	Santana Moss	18	238	13.2	2
11.	Freeman McNeil	17	116	6.8	1
12.	Keyshawn Johnson	16	194	12.1	1
13t.	<b>Braylon Edwards</b>	<b>15</b>	<b>320</b>	<b>21.3</b>	<b>2</b>
13t.	Justin McCareins	15	200	13.3	0
15.	Chris Baker	12	109	9.1	1
16.	Scott Dierking	11	74	6.7	0
17.	Richie Anderson	10	119	11.9	2
18t.	<b>Santonio Holmes</b>	<b>9</b>	<b>127</b>	<b>14.1</b>	<b>2</b>
18t.	Derrick Gaffney	9	121	13.4	1
18t.	Pete Lammons	9	102	11.3	1
21t.	<b>Brad Smith</b>	<b>7</b>	<b>41</b>	<b>5.9</b>	<b>0</b>

# INDIVIDUAL PLAYOFF RECORDS

## RECEPTIONS cont.

21t.	Johnny "Lam" Jones	7	109	15.6	0
21t.	Bruce Harper	7	52	7.4	0
21t.	Anthony Becht	7	50	7.1	0
<b>25t</b>	<b>LaDainian Tomlinson</b>	<b>6</b>	<b>19</b>	<b>3.2</b>	<b>1</b>
25t.	Jerome Barkum	6	81	13.5	0
25t.	Dedric Ward	6	79	13.2	0
25t.	LaMont Jordan	6	42	7.0	0
25t.	Jerald Sowell	6	20	3.3	0
30t.	Keith Byars	5	44	8.8	0
30t.	Mike Augustyniak	5	34	6.8	0
30t.	Brad Smith	5	16	3.2	0
33t.	Rob Moore	4	70	17.5	0
33t.	Bobby Jones	4	64	16.0	1
33t.	Leon Washington	4	25	6.3	0
36t	Tony Richardson	3	14	4.7	0
36t.	Kyle Brady	3	28	9.3	0
36t.	Bill Mathis	3	20	6.7	0
36t.	Mark Boyer	3	20	6.7	0
40t.	Shonn Greene	2	13	6.5	0
40t.	Thomas Jones	2	28	14.0	0
40t.	Bulldog Turner	2	25	12.5	0
40t.	B.J. Askew	2	22	11.0	0
40t.	Kurt Sohn	2	18	9.0	0
40t.	David Meggett	2	16	8.0	0
40t.	Terance Mathis	2	12	6.0	0
47t.	Ben Hartsock	1	5	5.0	0
47t.	Danny Woodhead	1	-1	-1.0	0
47t.	Alex Van Dyke	1	16	16.0	0
47t.	Matt Snell	1	15	15.0	0
47t.	Tom Newton	1	12	12.0	0
47t.	Kevin Swayne	1	12	12.0	0
47t.	Emerson Boozer	1	11	11.0	0
47t.	Johnny Hector	1	11	11.0	1
47t.	Tony Paige	1	10	10.0	0
47t.	Rocky Klever	1	9	9.0	0
47t.	Jonathan Carter	1	7	7.0	0
47t.	Billy Griggs	1	6	6.0	0
47t.	Dan Alexander	1	1	1.0	0

### Game

	Player	Date	Opp	Rec	Yds	Avg	TD
1t.	Keyshawn Johnson	1/10/99	JAX	9	121	13.4	1
1t.	Al Toon	12/28/85	NE	9	93	10.3	0
<b>3t.</b>	<b>Dustin Keller</b>	<b>1/23/11</b>	<b>at PIT</b>	<b>8</b>	<b>64</b>	<b>8.0</b>	<b>0</b>
3t.	Wesley Walker	1/9/83	at CIN	8	145	18.1	1
3t.	George Sauer	1/12/69	BAL	8	133	16.6	0
3t.	Laveranues Coles	1/12/02	at OAK	8	123	15.4	0
3t.	Wayne Chrebet	1/17/99	at DEN	8	121	15.1	0
3t.	Al Toon	12/29/91	at HOU	8	96	12.0	1
3t.	Justin McCareins	1/8/05	at SD	8	87	10.9	0
9t.	Wesley Walker	1/15/83	at LAA	7	169	24.1	1
9t.	Keyshawn Johnson	1/17/99	at DEN	7	73	10.4	0
9t.	George Sauer	12/29/68	OAK	7	70	10.0	0
9t.	Scott Dierking	12/27/81	BUF	7	52	7.4	0

## YARDS RECEIVING

### Career

Player	G	Yds	Rec	Avg	TD
1. Wesley Walker	7	486	27	18.0	3
<b>2. Jerricho Cotchery</b>	<b>9</b>	<b>440</b>	<b>30</b>	<b>14.7</b>	<b>2</b>
3. Al Toon	4	330	26	12.7	2
<b>4. Braylon Edwards</b>	<b>6</b>	<b>320</b>	<b>15</b>	<b>21.3</b>	<b>2</b>
<b>5. Dustin Keller</b>	<b>6</b>	<b>302</b>	<b>26</b>	<b>11.6</b>	<b>3</b>
6t. Wayne Chrebet	6	269	19	14.2	2
6t. George Sauer	3	269	20	13.5	0
8. Curtis Martin	7	250	29	8.6	0
9. Mickey Shuler	5	249	20	12.5	2
10. Santana Moss	5	238	18	13.2	2

### Game

Player	Yds	Date	Opp	Rec
1. Wesley Walker	169	1/15/83	at LAA	7
2. Wesley Walker	145	1/9/83	at CIN	8
3. George Sauer	133	1/12/69	BAL (SB III)	8
4. Laveranues Coles	123	1/12/02	at OAK	8
5. Wayne Chrebet	121	1/1/99	at DEN	8
6. Keyshawn Johnson	121	1/10/99	JAX	9
7. Don Maynard	118	12/29/68	OAK	6
8. Mickey Shuler	116	12/27/81	BUF	6
<b>9. Jerricho Cotchery</b>	<b>102</b>	<b>1/24/10</b>	<b>at IND</b>	<b>5</b>
<b>10t. Braylon Edwards</b>	<b>100</b>	<b>1/24/10</b>	<b>at IND</b>	<b>2</b>
<b>10t. Jerricho Cotchery</b>	<b>100</b>	<b>1/7/07</b>	<b>at NE</b>	<b>4</b>
10t. Santana Moss	100	1/8/05	at SD	4

## TOUCHDOWN RECEPTIONS

### Career

Player	TD	Games
Dustin Keller	3	3
Wesley Walker	3	6
Jerricho Cotchery	2	9
Braylon Edwards	2	6
Santonio Holmes	2	3
Richie Anderson	2	4
Wayne Chrebet	2	6
Don Maynard	2	3
Santana Moss	2	5
Mickey Shuler	2	5
Al Toon	2	4

### Game

Player	Rec	Date	Opp
Don Maynard	2	12/29/68	OAK
Wayne Chrebet	2	1/12/02	at OAK

## LONGEST PASS RECEPTION

Player	Yds	Date	Opp
Braylon Edwards (from Sanchez)	80t	1/24/10	at IND
Jerricho Cotchery (from Pennington)	77	1/7/07	at NE
Jerricho Cotchery (from Sanchez)	58	1/16/11	at NE
Richie Anderson (from Pennington)	56	1/4/03	IND
Santana Moss (from Pennington)	47	1/8/05	at SD
Santonio Holmes (from Sanchez)	45t	1/23/11	at PIT
Jerricho Cotchery (from B. Smith)	45	1/24/10	at IND

# INDIVIDUAL PLAYOFF RECORDS

## LONGEST PASS RECEPTION cont.

Dustin Keller (from Sanchez)	45t	1/9/10	at CIN
Wesley Walker (from Ryan)	42	1/3/87	at CLE
George Sauer (from Namath)	39	1/12/69	BAL (Super Bowl III)

## DEFENSE

### INTERCEPTIONS

#### Career

Pos	Player	Int
CB	Darrelle Revis	2
LB	Greg Buttle	2
SS	Reggie Tongue	2
CB	Randy Beverly	2
CB	Johnny Lynn	2
LB	Lance Mehl	2
SS	Ken Schroy	2
SS	Russell Carter	2
CB	Jerry Holmes	2

#### Game

Pos	Player	Int	Date	Opp
LB	Greg Buttle	2	12/27/81	BUF
CB	Randy Beverly	2	1/12/69	BAL (SB III)
CB	Johnny Lynn	2	1/9/83	at CIN
LB	Lance Mehl	2	1/15/83	at LAA
SS	Ken Schroy	2	1/23/83	at MIA

### MOST INTERCEPTION RETURN YARDAGE

Pos	Player	Yds	INT
SS	Reggie Tongue	108	2
FS	Darrol Ray	98	1
LB	David Harris	58	1
CB	Johnny Lynn	40	2
LB	Greg Buttle	40	3
FS	Corwin Brown	40	1

#### Game

Pos	Player	Yds	INT	Date	Opp
FS	Darrol Ray	98	1	1/9/83	at CIN
SS	Reggie Tongue	86	1	1/15/05	at PIT
LB	David Harris	58	1	1/16/11	at NE
FS	Corwin Brown	40	1	1/10/99	JAX
CB	Johnny Lynn	40	2	1/9/83	at CIN
LB	Greg Buttle	40	2	12/27/81	BUF

### LONGEST INTERCEPTION RETURNS

Pos	Player	Yds	Date	Opp
FS	Darrol Ray	98t	1/9/83	at CIN
SS	Reggie Tongue	86t	1/15/05	at PIT
LB	David Harris	58	1/16/11	at NE
FS	Corwin Brown	40	1/10/99	JAX
LB	Greg Buttle	29	12/27/81	BUF

## INTERCEPTIONS RETURNED FOR A TD

#### Career

Pos	Player	Int TD Returns	Games
SS	Reggie Tongue	1	2
LB	Kevin MacArthur	1	1
FS	Darrol Ray	1	2

### SACKS

#### Career

Pos	Player	Sacks	Games
LE	Mark Gastineau	7.5	7
RT	Marty Lyons	6	7
DE	Shaun Ellis	3	12
LB	Mo Lewis	3	6
LB	Calvin Pace	3	6

#### Game

Pos	Player	Sacks	Date	Opp
DE	Shaun Ellis	2	1/16/11	at NE
LB	David Harris	2	1/24/10	at IND
LB	Chad Cascadden	2	1/17/99	at DEN
LB	Mo Lewis	2	12/29/91	at HOU
RT	Marty Lyons	2	1/3/87	at CLE
LE	Mark Gastineau	2	1/23/83	at MIA

## SPECIAL TEAMS

### MOST PUNTS

#### Career

Player	Punts	Games
Steve Weatherford	27	5
Dave Jennings	22	3
Chuck Ramsey	16	3
Curley Johnson	14	2
John Kidd	9	2

#### Game

Player	Punts	Date	Opp
Dave Jennings	14	1/3/87	at CLE
Curley Johnson	10	12/29/68	OAK
Chuck Ramsey	10	1/23/83	at MIA
Steve Weatherford	8	1/17/10	at SD
John Kidd	7	1/17/99	at DEN
Jay Feely	7	1/9/10	at CIN

### HIGHEST GROSS PUNTING AVERAGE

#### Career

Player	Avg	Games
John Kidd	44.9	2
Steve Weatherford	42.8	2
Curley Johnson	40.7	2
Toby Gowin	39.1	2
Dave Jennings	38.1	3

# INDIVIDUAL PLAYOFF RECORDS

## HIGHEST GROSS PUNTING AVERAGE cont.

Game			
Player	Avg	Date	Opp
Steve Weatherford	51.0	1/24/10	at IND
Steve Weatherford	50.4	1/8/11	at IND
John Kidd	47.9	1/17/99	at DEN
Curley Johnson	41.5	12/29/68	OAK
Toby Gowin	39.8	1/8/05	at SD

## LONGEST PUNTS

Player	Yds	Date	Opp
Steve Weatherford	65	1/8/11	at IND
Curley Johnson	63	12/29/68	OAK
Steve Weatherford	61	1/24/10	at IND
Dave Jennings	55	1/3/87	at CLE
Toby Gowin	54	1/15/05	at PIT

## MOST PUNTS INSIDE THE 20

Career			
Player	In20	Punts	Games
Steve Weatherford	7	27	5
Jay Feely	3	7	1
Toby Gowin	3	11	2
John Kidd	3	9	2
Chuck Ramsey	3	15	3

Game			
Player	Punts	Date	Opp
Jay Feely	3	1/9/10	at CIN
John Kidd	3	1/17/99	at DEN
Chuck Ramsey	3	1/23/83	at MIA
Curley Johnson	3	12/29/68	OAK
Steve Weatherford	2	1/24/10	at IND
Steve Weatherford	2	1/17/10	at SD
Ben Graham	2	1/7/07	at NE
Toby Gowin	2	1/8/05	at SD
Steve O'Neil	2	12/20/69	KC

## MOST PUNT RETURNS

Career		
Player	Returns	Games
Kurt Sohn	10	7
Santana Moss	9	5
Jerricho Cotchery	6	6
Bruce Harper	4	3
David Meggett	4	2

Game			
Player	Returns	Date	Opp
Kurt Sohn	6	1/23/83	at MIA
Santana Moss	5	1/15/05	at PIT
Jerricho Cotchery	3	1/24/10	at IND
Jerricho Cotchery	3	1/17/10	at SD
David Meggett	3	1/17/99	at DEN
Bruce Harper	3	12/27/81	BUF

## MOST PUNT RETURN YARDS

Career		
Player	Yds	Ret
Jerricho Cotchery	92	8
Santana Moss	89	7
Kurt Sohn	85	10
David Meggett	47	4
Bruce Harper	33	4

Game			
Player	Yds	Date	Opp
Santana Moss	83	1/15/05	at PIT
Kurt Sohn	65	1/23/83	at MIA
David Meggett	43	1/17/99	at DEN
Jerricho Cotchery	34	1/17/10	at SD
Bruce Harper	31	12/27/81	BUF

## LONGEST PUNT RETURNS

Player	Yds	Date	Opp
Santana Moss	75t	1/15/05	at PIT
David Meggett	33	1/17/99	at DEN
Jerricho Cotchery	25	1/17/10	at SD
Kurt Sohn	25	1/23/83	at MIA
Jerricho Cotchery	15	1/8/11	at IND
Jerricho Cotchery	15	1/9/10	at CIN

## HIGHEST PUNT RETURN AVERAGE

Career		
Player	Avg	Games
Santana Moss	12.7	5
David Meggett	11.8	2
Jerricho Cotchery	11.5	9
Kurt Sohn	8.5	7
Bruce Harper	8.3	3

Game			
Player	Avg	Date	Opp
Santana Moss	16.6	1/15/05	at PIT
David Meggett	14.3	1/17/99	at DEN
Jerricho Cotchery	13.0	1/9/10	at CIN
Jerricho Cotchery	11.3	1/17/10	at SD
Kurt Sohn	10.8	1/23/83	at MIA

## MOST FAIR CATCHES

Career		
Player	No	Games
Jerricho Cotchery	9	9
Kurt Sohn	8	7
Santana Moss	4	5
Bruce Harper	2	3

Game			
Player	No	Date	Opp
Jerricho Cotchery	3	1/24/10	at IND
Santana Moss	3	1/8/05	at SD
Kurt Sohn	3	1/3/87	at CLE
Kurt Sohn	2	1/15/83	at LAA
Kurt Sohn	2	12/28/86	KC

# INDIVIDUAL PLAYOFF RECORDS

## KICKOFF RETURNS

Career	Returns	Games
<b>Player</b>		
<b>Brad Smith</b>	<b>12</b>	<b>7</b>
<b>Jerricho Cotchery</b>	<b>10</b>	<b>9</b>
Chad Morton	8	4
David Meggett	7	2
Antonio Cromartie	6	3
Justin Miller	6	1
Johnny Hector	6	2

Game	Returns	Date	Opp
<b>Player</b>			
Justin Miller	6	1/7/07	at NE
Johnny Hector	6	12/28/85	NE
Chad Morton	5	1/12/02	at OAK
<b>Jerricho Cotchery</b>	<b>5</b>	<b>1/15/05</b>	<b>at PIT</b>
<b>Brad Smith</b>	<b>5</b>	<b>1/24/10</b>	<b>at IND</b>
Three tied	4	(last below)	
<b>Antonio Cromartie</b>	<b>4</b>	<b>1/16/11</b>	<b>at NE</b>

## MOST KICKOFF RETURN YARDS

Career	Yds	Ret
<b>Player</b>		
Chad Morton	287	8
<b>Brad Smith</b>	<b>278</b>	<b>12</b>
<b>Jerricho Cotchery</b>	<b>202</b>	<b>10</b>
<b>Antonio Cromartie</b>	<b>191</b>	<b>6</b>
Justin Miller	136	6

Game	Yds	Date	Opp
<b>Player</b>			
Chad Morton	154	1/12/02	at OAK
<b>Brad Smith</b>	<b>139</b>	<b>1/24/10</b>	<b>at IND</b>
Justin Miller	136	1/7/07	at NE
Johnny Hector	115	12/28/85	NE
<b>Jerricho Cotchery</b>	<b>113</b>	<b>1/15/05</b>	<b>at PIT</b>

## LONGEST KICKOFF RETURNS

Player	Yds	Date	Opp
Chad Morton	70	1/4/03	IND
Bobby Humphery	50	12/28/85	NE
Chad Morton	49	1/12/03	at OAK
<b>Antonio Cromartie</b>	<b>47</b>	<b>1/8/11</b>	<b>at IND</b>
Chad Morton	46	1/12/02	at OAK

## HIGHEST KICKOFF RETURN AVERAGE

### Career (with at least 3 returns)

Player	Avg	Games
Chad Morton	35.9	3
Antonio Cromartie	31.8	3
Earl Christy	27.8	2
Brad Smith	23.2	7
Justin Miller	22.7	1

### Game (with at least 2 returns)

Player	Avg	Date	Opp
Chad Morton	30.8	1/12/02	at OAK
Earl Christy	28.7	12/29/68	OAK
<b>Brad Smith</b>	<b>27.8</b>	<b>1/24/10</b>	<b>at IND</b>
<b>Antonio Cromartie</b>	<b>25.8</b>	<b>1/16/11</b>	<b>at NE</b>
Justin Miller	22.7	1/7/07	at NE

# TEAM RECORDS (PLAYOFFS)

## SCORING

### Most Points Scored, Game

44	at CIN	1/9/83
41	IND	1/4/03
35	KC	12/28/86

### Fewest Points Allowed, Game

0	IND	1/4/03
7	BAL	1/12/69
13	KC	12/20/69

### Most Points Scored, Half

1st: 24	IND	1/4/03
2nd: 24	at CIN	1/9/83

### Most Points Scored, Quarter

1st: 10	OAK	12/29/68
2nd: 17	CIN	1/9/83
	IND	1/4/03
	at IND	1/24/10
3rd: 14	at JAX	1/10/99
4th: 21	at CIN	1/9/83

### Touchdowns

#### Most, Game

5	IND	1/4/03
5	KC	12/28/86
5	at CIN	1/9/83

#### Fewest, Game

0	at MIA	1/23/83
0	KC	12/20/69
1	at OAK	1/12/03
1	at DEN	1/17/99
1	at HOU	12/29/91
1	at BAL	1/12/69

### Points After Touchdown

#### Most, Game

5	IND	1/4/03
5	KC	12/28/86
5	at CIN	1/9/83

#### Fewest, Game

0	at MIA	1/23/83
0	KC	12/20/69
1	at OAK	1/12/03
1	at DEN	1/17/99
1	at HOU	12/29/91
1	at BAL	1/12/69

### Field Goals

#### Most, Game

3	at NE	1/17/07
3	at CIN	1/9/83
3	at BAL	1/12/69

#### Most Attempted, Game

5	at BAL	1/12/69
3	seven times	
(last: at IND 1/24/10)		

## FIRST DOWNS

### Most, Game

29	JAX	1/10/99
27	at CIN	1/9/83
26	IND	1/4/03

### Fewest, Game

10	at MIA	1/23/83
14	at NE	1/16/11
14	at SD	1/17/10
14	at CLE	1/3/87
15	NE	12/28/85
15	at CIN	1/9/10

## NET YARDS GAINED

### Most, Game

517	at CIN	1/9/83
429	JAX	1/10/99
419	BUF	12/27/81

### Fewest, Game

139	at MIA	1/23/83
240	KC	12/20/69
240	NE	12/28/85

## RUSHING

### Most Attempts, Game

43	BAL	1/12/69
41	at CIN	1/9/10
42	IND	1/4/03

### Fewest Attempts, Game

13	at DEN	1/17/99
16	at NE	1/7/07
21	NE	12/28/95

### Rushing Yards

#### Most, Game

234	at CIN	1/9/83
180	IND	1/4/03
171	at CIN	1/9/10

#### Fewest, Game

14	at DEN	1/17/99
58	NE	12/28/95
62	at MIA	1/23/83

#### Average Gain

#### Highest, Game

6.9	at CIN	1/9/83
6.2	at OAK	1/12/02
5.0	at OAK	1/12/03

#### Lowest, Game

1.1	at DEN	1/17/99
2.6	at MIA	1/23/83
2.8	NE	12/28/85

## (Rushing, cont'd)

### Rushing Touchdowns Most, Game

3	JAX	1/10/99
2	at IND	1/8/11
2	at CIN	1/9/10
2	at CIN	1/9/83
2	IND	1/4/03

## PASSING

### Most Attempts, Game

52	at DEN	1/17/99
51	BUF	12/27/81
49	OAK	12/29/68

### Fewest Attempts, Game

15	at CIN	1/9/10
23	KC	12/28/96
24	at LAA	1/15/83

### Completions, Most, Game

31	at DEN	1/17/99
28	BUF	12/27/81
27	at OAK	1/12/02

### Completions, Fewest, Game

12	at CIN	1/9/10
12	at SD	1/17/10
14	KC	12/20/69

### Completion Percentage,

#### Highest, Game

80.0	at CIN	1/9/10
72.4	at CIN	1/9/83
69.7	at SD	1/8/05

#### Lowest, Game

40.5	at MIA	1/23/83
44.7	at OAK	1/12/03
52.2	at SD	1/17/10

### Yards Passing, Most, Game

377	BUF	12/27/81
356	at DEN	1/17/99
294	at OAK	1/12/02

### Fewest, Game

100	at SD	1/17/10
103	at MIA	1/23/83
153	KC	12/28/86
153	KC	12/20/69

### Passing Touchdowns, Most, Game

3	at NE	1/16/11
	OAK	12/29/68
	KC	12/28/86
2	at PIT	1/23/11
	BUF	12/27/81
	at CIN	1/9/83
	NE	12/28/85
	at SD	1/8/05
	at IND	1/24/10

## Interceptions Thrown

### Most, Game

5	at MIA	1/23/83
4	BUF	1/27/81
3	KC	12/20/69
	at HOU	12/29/91

### Fewest, Game

0	at PIT	1/23/11
	at NE	1/16/11
	KC	12/20/69
	OAK	12/29/68
	KC	12/28/86
	at DEN	1/17/98
	at SD	1/8/05
1	at IND	1/18/11
	at IND	1/24/10
	at SD	1/17/10

## Interceptions Returned

### for Touchdown

1	at PIT	1/15/05
	at CIN	1/9/83

## Times Sacked

### Most, Game

9	CLE	1/3/87
5	NE	12/28/85
	BUF	12/27/81

## PUNTING

### Most, Game

14	at CLE	1/3/87
10	at MIA	1/23/83
	OAK	12/29/68

### Fewest, Game

0	at CIN	1/9/83
1	at OAK	1/12/02
2	five times	
(last: at OAK 1/12/03)		

## Average Punting Yardage

### Highest, Game

51.0	at IND	1/24/10
50.4	at IND	1/8/11
47.9	at DEN	1/17/99

### Lowest, Game

0	at CIN	1/9/83
24.0	at OAK	1/12/02
29.0	KC	12/28/86

## Punt Returns

### Most, Game

6	at MIA	1/23/83
5	at PIT	1/15/05
3	five times	
(last: at SD 1/17/10)		

## **TEAM RECORDS (PLAYOFFS)**

### **Fewest, Game**

0	at PIT	1/23/11
	at HOU	12/29/91
	at OAK	1/12/02
	at OAK	1/12/03
	at SD	1/18/05

### **Punt Return Yards, Most, Game**

83	at PIT	1/15/05
65	at MIA	1/23/83
43	at DEN	1/17/99

### **Fewest, Game**

0	at PIT	1/23/11
	at HOU	12/29/91
	at OAK	1/12/02
	at OAK	1/12/03
	at SD	1/18/05

### **Punt Return Touchdowns**

1	at PIT	1/15/05
---	--------	---------

### **KICKOFF RETURNS**

### **Most, Game**

8	at OAK	1/12/02
7	NE	12/28/85
	at OAK	1/12/03

### **Fewest, Game**

0	at LAA	1/15/83
	at HOU	12/29/91
1	at BAL	1/12/69
	at MIA	1/23/83
	IND	1/4/03

### **Kickoff Return Yards, Most, Game**

210	at OAK	1/12/02
165	NE	12/28/85
139	at IND	1/24/10

### **Fewest, Game**

0	at LAA	1/15/83
	at HOU	12/29/91
25	at BAL	1/12/69

### **Kickoff Return Touchdowns**

Never happened

### **PENALTIES**

### **Most, Game**

12	at CIN	1/9/83
10	at CLE	1/3/87
9	at CIN	1/9/10

### **Fewest, Game**

0	at PIT	1/15/05
	at OAK	1/12/02
3	at NE	1/16/11
	at IND	1/8/11
	KC	12/20/69
	IND	1/4/03

### **Yards Penalized, Most, Game**

95	at CIN	1/9/83
94	at CLE	1/3/87
76	at CIN	1/9/10

### **Fewest, Game**

0	at PIT	1/15/05
	at OAK	1/12/02
15	at IND	1/8/11
	KC	12/20/69

### **FUMBLES**

### **Most, Game**

4	at DEN	1/17/99
	at LAA	1/15/83
3	at BUF	12/27/81
	NE	12/28/85
	OAK	1/12/02

### **Most Fumbles Lost, Game**

4	at DEN	1/17/99
3	at LAA	1/15/83
2	four times	(last: at OAK 1/12/02)

### **Most Fumbles Recovered (Own and Opponent), Game**

3	at LAA	1/15/83
	OAK	12/29/68
2	at CIN	1/9/83
	at MIA	1/23/83
	KC	12/28/86

### **Most Own Fumbles**

### **Recovered, Game**

2	BUF	12/27/81
1	10 times	(last: at PIT 1/23/11)

### **Fumbles Recovered for Touchdown**

Never happened

### **TURNOVERS**

### **Most, Game**

6	at DEN	1/17/99
5	BUF	12/27/81
	at LAA	1/15/83
	at MIA	1/23/83

### **Fewest, Game**

0	at NE	1/16/11
	KC	12/28/86
	at CLE	1/3/87
	IND	1/4/03
	at SD	1/8/05
	at CIN	1/9/10

# JETS YEAR-BY-YEAR RECORDS


Year	Division				Finish	Head Coach
Year	W	L	T	Pct.	Finish	Head Coach
2010	11	5	0	.688	*2nd	Rex Ryan
2009	9	7	0	.563	*2nd	Rex Ryan
2008	9	7	0	.563	3rd	Eric Mangini
2007	4	12	0	.250	3rd	Eric Mangini
2006	10	6	0	.625	*2nd	Eric Mangini
2005	4	12	0	.250	4th	Herman Edwards
2004	10	6	0	.625	*2nd	Herman Edwards
2003	6	10	0	.375	T3rd	Herman Edwards
2002	9	7	0	.563	*T1st	Herman Edwards
2001	10	6	0	.625	*3rd	Herman Edwards
2000	9	7	0	.563	3rd	Al Groh
1999	8	8	0	.500	T4th	Bill Parcells
1998	12	4	0	.750	*1st	Bill Parcells
1997	9	7	0	.563	3rd	Bill Parcells
1996	1	15	0	.063	5th	Rich Kotite
1995	3	13	0	.188	5th	Rich Kotite
1994	6	10	0	.375	5th	Pete Carroll
1993	8	8	0	.500	3rd	Bruce Coslet
1992	4	12	0	.250	4th	Bruce Coslet
1991	8	8	0	.500	*T2nd	Bruce Coslet
1990	6	10	0	.375	4th	Bruce Coslet
1989	4	12	0	.250	5th	Joe Walton
1988	8	7	1	.531	4th	Joe Walton
1987	6	9	0	.400	5th	Joe Walton
1986	10	6	0	.625	*2nd	Joe Walton
1985	11	5	0	.688	*T2nd	Joe Walton
1984	7	9	0	.438	3rd	Joe Walton
1983	7	9	0	.438	T4th	Joe Walton
1982	6	3	0	.667	*6th/AFC	Walt Michaels
1981	10	5	1	.656	*2nd	Walt Michaels
1980	4	12	0	.250	5th	Walt Michaels
1979	8	8	0	.500	3rd	Walt Michaels
1978	8	8	0	.500	3rd	Walt Michaels
1977	3	11	0	.214	T4th	Walt Michaels
1976	3	11	0	.214	4th	Lou Holtz/Mike Holovak
1975	3	11	0	.214	T4th	Charley Winner/Ken Shipp
1974	7	7	0	.500	T3rd	Charley Winner
1973	4	10	0	.286	T4th	Weeb Ewbank
1972	7	7	0	.500	2nd	Weeb Ewbank
1971	6	8	0	.429	T3rd	Weeb Ewbank
1970	4	10	0	.286	3rd	Weeb Ewbank
1969	10	4	0	.714	*1st	Weeb Ewbank
1968	11	3	0	.786	*1st	Weeb Ewbank
1967	8	5	1	.615	2nd	Weeb Ewbank
1966	6	6	2	.500	3rd	Weeb Ewbank
1965	5	8	1	.385	2nd	Weeb Ewbank
1964	5	8	1	.385	3rd	Weeb Ewbank
1963	5	8	1	.385	4th	Weeb Ewbank
1962	5	9	0	.357	4th	Clyde "Bulldog" Turner
1961	7	7	0	.500	3rd	Sammy Baugh
1960	7	7	0	.500	2nd	Sammy Baugh
<b>Totals</b>	<b>342</b>	<b>406</b>	<b>8</b>	<b>.457</b>		

\*Advanced to Postseason

From 1960-71, ties were not included in winning percentage



# ***HISTORY***



NEW YORK JETS



## ***HISTORICAL HIGHLIGHTS***

**T**he newest reign in franchise history began two years ago under a man named Rex.

“Coming here to the New York Jets, where my father once coached and was part of the Super Bowl III staff, is fantastic,” said Rex Ryan, referencing his dad, Buddy Ryan, upon being named the 15th full-time head coach of the Jets on Jan. 19, 2009. “I look around at the facilities and the people they have in place and see a first-class organization. I’m just proud to be part of it.

“There is no doubt in my mind that Rex has the expertise and instincts to build on the foundation we have in place and take this franchise to the ranks of the NFL’s elite,” owner Woody Johnson said. “He brings an aggressive, physical brand of football that will captivate our fans and ignite their passion. I’m confident Rex is the right fit for us.”

In the circle of history, it is only appropriate that Buddy’s son, a ballboy for the 1968 Jets who triumphed in Super Bowl III, should now be orchestrating the Jets’ return to the big dance. The seeds of Super Bowl victory were sown in 1959-60, when the New York Titans and the American Football League struggled to life. The kindest way to describe owner Harry Wismer’s stewardship was that it was “fraught with controversy” before the bankrupt Titans were taken over by the league in Nov. 1962.

Four months later, the five-man syndicate headed by David A. “Sonny” Werblin bought the Titans, rechristened them the Jets and hired Weeb Ewbank as coach. They got their on-field pilot when quarterback Joe Namath signed his legendary \$427,000 rookie contract the day after the 1965 Orange Bowl. He joined an offensive cast that included wide receivers Don Maynard and George Sauer, the one-two backfield punch of Matt Snell and Emerson Boozer, and a line anchored by perennial AFL All-Star tackle Winston Hill. The defense was built around linebackers Larry Grantham and Al Atkinson and ends Gerry Philbin and Verlon Biggs.

And they took off on a flight plan that in 1969 landed Namath at the Miami Touchdown Club, where he accepted an award and made “the Guarantee” that in three days the Jets would defeat the heavily favored Baltimore Colts.

“When I look back at that period now,” Namath reflected decades later, “I realize not only was I a very confident young man, I was also very angry. It was more or less anger and frustration stemming from how everybody was putting the team and the league down that led me to make that guarantee.”

Raspberries morphed into respect after the Jets turned five takeaways into a 16-0 lead en route to rocking the football world with their 16-7 win over the Colts at the Orange Bowl on Jan. 12, 1969.

The Jets hosted a playoff game at Shea Stadium in 1969 (a wind-marred 13-6 loss to the Kansas City Chiefs) and made tele-

vision history, taking on the Browns on opening night in 1970 when the NFL and ABC first unveiled “Monday Night Football.”

The teams of the early Eighties were led by “the New York Sack Exchange,” the front four of Joe Klecko, Mark Gastineau, Marty Lyons and Abdul Salaam that piled up QB sacks at a blistering pace. “It always feels good when you feel appreciated,” Lyons has said, “and that was reflected in the way we played. We didn’t want to disappoint ourselves or our teammates.”

That group guided the Jets to the 1981 playoffs, a home AFC Wild Card affair that began badly as Buffalo opened a 24-0 lead and ended heartbreakingly at the Bills 11-yard line with 14 seconds left as Richard Todd’s interception sealed their 31-27 loss.

Then Todd, tailback Freeman McNeil and the Sack Exchange led the Jets to a 6-3 record in the strike-shortened 1982 season, and on to two road playoff victories. But the run ended in the Orange Bowl with a 14-0 loss to the Dolphins in the AFC Championship Game — a.k.a. “the Mud Bowl” — on Jan. 23, 1983.

There were playoff berths in 1985 and 1986. The latter appearance ended in a road defeat as the Jets of McNeil and Al Toon, with quarterbacks Ken O’Brien and Pat Ryan and coach Joe Walton, lost to the Browns in the second overtime, 23-20.

For the next decade, there was just one more postseason berth, in 1991, before Bill Parcells’ 1998 team almost topped them all. Behind Vinny Testaverde and Curtis Martin, that team finished 12-4 by winning 10 of its last 11, including a 17-10 win at Buffalo that clinched the club’s first AFC East title. Then came the first home playoff win since 1986, 34-24 over Jacksonville before a jubilant Meadowlands sellout crowd. But on a windy day at Denver’s Mile High Stadium, the Jets 10-0 lead with 25-and-a-half minutes to play, John Elway’s Broncos weren’t to be denied, striding back for the 23-10 victory on Jan. 17, 1999.

Eleven seasons later, Ryan didn’t wait long to get the Jets back as far as Parcells had gotten the ‘98 team. The ‘09 Jets went on a run of seven wins in eight games, including road playoff wins at Cincinnati and San Diego, before running out of gas in Lucas Oil Stadium in the second half of the AFC Championship Game in the 30-17 loss to the Colts.

Since Johnson took the franchises’ reins in 2000, the Jets have been to the postseason six times. Through ‘08 they tried to return to the Super Bowl under three coaches (Al Groh, Herm Edwards, Eric Mangini) and three dynamic QBs (Vinny Testaverde, Chad Pennington, Brett Favre). Now in Year 2 for Ryan, QB Mark Sanchez and a top-ranked defense, moving into a new stadium, the Jets may well have their best chance yet to find a companion for the single trophy that stands on display in the lobby of the Atlantic Health Jets Training Center.

# HISTORICAL HIGHLIGHTS

## 1959

**AFL KICKOFF:** The American Football League's first organizational meeting was held in Chicago under the leadership of Lamar Hunt of Dallas. Charter franchises were granted to New York and Harry Wismer; Dallas, Los Angeles, Minneapolis, Denver and Houston (Aug. 14).

**FEELING A DRAFT:** The AFL held its first draft, lasting 33 rounds, then 20 more rounds 10 days later. The New York Titans took Notre Dame QB George Izo with their first overall pick (Nov. 22).

**DIVISIONS OF LABOR:** The league established its divisional setup, grouping the Titans in the East with Boston, Buffalo, Houston and placing Dallas, Denver, Los Angeles and Oakland in the West.

**BAUGH'S THE BOSS:** Wismer hired Hall of Famer-to-be Sammy Baugh as the first coach of the New York Titans at \$28,000 a year (Dec. 18).

## 1960

**FIRST IN THE FOLD:** Flanker Don Maynard, a free agent after playing one season in the CFL, became the first Titans player to sign a contract.

**HOME TURF:** Wismer gained access to New York's Polo Grounds for Titans home games and established his team's colors of blue and gold.

**OPEN FOR BUSINESS:** The Titans make a successful debut at the Polo Grounds, beating Buffalo in the rain, 27-3, before a crowd of 10,250 (5,727 paid) (Sept. 11).

**TOP HONOR:** Guard Bob Mischak was named All-AFL, becoming the first all-league selection in franchise history.

## 1961

**TWO TO THE HOUSE:** Dick Christy starred in the Titans' 35-28 home-opening win over Denver with 70- and 64-yard punt-return touchdowns, still tied for the most PR scores in a game in league history (Sept. 24).

**ANOTHER ARM:** Minnesota QB Sandy Stephens was the Titans' first pick of the 1962 draft (Dec. 2).

## 1962

**COACHING INTRIGUE:** Wismer named Clyde "Bulldog" Turner to succeed Baugh as the Titans' head coach, then when Baugh protested, agreed to pay off his former coach's contract and keep Turner.

**SIGNALCALLER SWAP:** Lee Grosscup, the Giants' backup quarterback in 1960-61, was signed just before the season opener, got the starting nod and directed a 28-17 victory over Oakland (Sept. 9).

**RED INK RISING:** Wismer was unable to meet his payroll and the AFL assumed the costs of running the Titans until the end of the season (Nov. 8).

## 1963

**FIVE TAKE OVER:** A five-man syndicate — David A. "Sonny" Werblin, Townsend B. Martin, Leon Hess, Donald C. Lillis and Philip H. Iselin — purchased the New York franchise for \$1 million (March 28).

**DAY OF CHANGE:** Werblin and the new owners changed the franchise's name from Titans to Jets. And the new owners named Weeb Ewbank, released by the Baltimore Colts, as the new coach and general manager of the team (April 15).

**HAPPY CAMPERS:** The Jets moved to Peekskill (N.Y.) Military Academy for their first training camp.

**GRAND REOPENING:** The Patriots prevailed, 38-14, in the rechristened Jets' season opener at Boston College (Sept. 8).

**HOME SWEET HOME:** Rookie Marsh Starks had a 97-yard touchdown return of a missed field goal and Mark Smolinski's TD run completed the fourth-quarter comeback to defeat the Houston Oilers, 24-17, in the Jets' first home opener (Sept. 22).

**SNELL SELECTED:** Ohio State FB Matt Snell was chosen as the Jets' No. 1 draft choice. Snell, also drafted by the NFL's Giants, became the first No. 1 pick to sign with the Jets/Titans (Nov. 30).

**K.C. MASTERPIECE:** The Jets recorded the first shutout in club history with a 17-0 blanking of the Chiefs at the Polo Grounds (Dec. 1).

## 1964

**BIG TRADE:** The Jets and Denver Broncos completed a nineplayer deal. The Jets sent Dick Guesman, Ed Cooke, Charlie Janerette, Jim Price and Sid Fournet to Denver for Gene Prebola, Wahoo McDaniel, Gordy Holtz and Bob Zeman (January).

**BIG MONEY:** The AFL and NBC announced a five-year, \$36 million TV contract starting with the 1965 season (Jan. 29).

**NEW HOME:** The Jets officially moved into Shea Stadium with a season-opening 30-6 thumping of the Broncos. Jets TE Gene Heeter scored the first Shea TD on a 16-yard pass from Dick Wood (Sept. 12).

**STANDING ROOM ONLY:** The Jets, playing before their first Shea sellout, disappointed the crowd of 61,929 in a 20-7 loss to the Buffalo Bills (Nov. 8).

**BIG DEALS:** The Jets traded rights to QB Jerry Rhome, their 25th-round draft pick, to Houston for a first-round choice, with which they selected Alabama QB Joe Namath (Nov. 28).

**MATT-INEE IDOL:** Snell, after rushing for 948 yards and catching 56 passes for 393 yards more,

was named the AFL's Rookie of the Year (Dec. 17).

## 1965

**JOE'S BIG BUCKS:** The day after the Orange Bowl, Joe Namath signed a Jets contract for a then pro football record amount reported to be \$427,000 (Jan. 2).

**HUARTE ABOARD:** Heisman Trophy winner John Huarte of Notre Dame signed a contract worth about \$200,000, adding more than \$600,000 worth of QB talent to the Jets roster in a week (Jan. 9).

**WOUNDED KNEE:** Namath, 23 days after signing his contract, underwent surgery in New York's Lenox Hill Hospital to repair right knee cartilage and ligament damage (Jan. 25).

**JOE UNVEILED:** Namath played in his first game situation as a pro as the Jets' rookies beat the Boston Patriots' rookies in Lowell, Mass. (July 28).

**MORE JOE:** After sitting for the season opener, Namath made his pro debut in the second quarter vs. Kansas City (Sept. 18), made his first start (19-for-40, 287 yards, two TDs) in a 33-21 loss at Buffalo (Sept. 26), and got his first starting victory (10-for-25, 180 yards, two TDs) in a 30-20 win over the Patriots at Fenway Park (Nov. 14).

**AND FINALLY...:** Namath was named the AFL's Rookie of the Year after completing 164 of 340 passes for 2,220 yards, 18 TDs and 15 interceptions.

## 1966

**SEEING STARS:** With Joe Namath at the offensive helm and earning the game's MVP award, the AFL All-Stars beat Buffalo, 30-19 (Jan. 15).

**EXPAND, CONTRACT:** The Jets lost Wahoo McDaniel, Willie West, Mike Hudock and LaVerne Torczon to the Miami Dolphins in the expansion draft (Jan. 16).

**COME TOGETHER:** Representatives of the AFL and NFL agreed to merge and play a world championship game following the 1966 season (June 8).

**SPOILERS:** The Jets closed their otherwise disappointing 6-6-2 season at Shea by whipping Boston, 38-28, to cost the Patriots the Eastern Division title and a berth in the AFL Championship game (Dec. 17).

## 1967

**CRUSHING BLOW:** RB Emerson Boozer was lost for the season after tearing knee ligaments during a 42-18 loss to the Chiefs at Kansas City. Boozer was challenging the pro touchdown record with 10 rushing TD and three receiving scores when he got hurt (Nov. 5).

**WINNERS AT LAST:** The Jets held off the Patriots, 29-24, at Boston to improve to 7-2-1 with four games left and clinch the first winning season in franchise history (Nov. 19).

**400 CLUB:** Joe Namath's 415-yard passing game in a 29-7 home win over the Dolphins made him the first QB in club history to throw for 400 yards in a game (Oct. 1).

**4,000 CLUB:** Namath's 343 yards in a season-ending 42-31 victory over the Chargers in San Diego on Christmas Eve gave him 4,007 yards for the season, making him the first QB in NFL history to throw for 4,000 yards in a season (Dec. 24).

## 1968

**CHANGE AT THE TOP:** Ownership partners Don Lillis, Leon Hess, Townsend Martin and Phil Iselin bought out Sonny Werblin, with Lillis assuming the club's presidency (May 21). Lillis died (July 23). Iselin was appointed president and Mrs. Helen Springborn, Lillis' daughter, joined the board of directors (Aug. 6).

**CAMP RELOCATION:** The Jets relocated their training camp to Hofstra University on Long Island in Hempstead, N.Y.

**STORYBOOK TALE:** The movie "Heidi" became a footnote in Jets and NFL history when NBC didn't show the final 50 seconds of the Jets-Raiders game, in which the Jets had just taken a 32-29 lead with 1:05 to play, to allow the children's special to begin on time. Oakland scored two TD in the last 42 seconds to win, 43-32 (Nov. 17).

**ALL-PRO PARADE:** Eleven Jets were named to the AFL's All-Star squad, the most postseason honorees in franchise history.

**CHAMPS AT LAST:** The Jets defeated Oakland, 27-23, for their first AFL championship before 62,627 at Shea Stadium. Joe Namath passed for three TD, including the game-winner to Don Maynard (Dec. 29).

## 1969

**SUPER BOWL III:** The Jets became the first AFL team to win the Super Bowl, pounding out a 16-7 victory over the NFL's heavily favored Baltimore Colts at Miami's Orange Bowl. Joe Namath (17-for-28, 206 yards), who "guaranteed" the victory three days earlier, was named Super Bowl MVP. Weeb Ewbank became the first coach to win world titles representing both leagues (Jan. 12).

**NEW NEIGHBORS:** Baltimore, Cleveland and Pittsburgh join the AFL clubs to complete the merger of the AFL and NFL. The Jets are placed in the new American Conference East with Baltimore, Boston, Buffalo and Miami (May 17).

**NOT THE RETIRING TYPE:** Namath announced his retirement from pro football in a dispute

with the NFL over his ownership of a Manhattan bar, Bachelors III (June 6). Six weeks later, he announced the sale of Bachelors III and came out of retirement (July 18).

**ALL-STAR FIRST:** The Jets, the first AFL team to play in the Chicago preseason all-star game, defeated the College All-Stars, 26-24 (Aug. 1).

**CROSSTOWN RIVALS:** In a preseason game that had the feel of a regular-season rivalry, the Jets beat Giants, 37-14, at the Yale Bowl in the first meeting between New York's pro football teams. Namath threw three TD passes and Mike Battle returned a punt 86 yards for a score (Aug. 17).

**WHAT A KICK:** Steve O'Neal launched a 98-yard punt in the milehigh air of Denver during the Jets' 21-19 loss to the Broncos. The kick still stands as an NFL record for longest punt (Sept. 21).

**ANOTHER CROWN:** The Jets defeated the Oilers, 34-26, in the Astrodome to improve to 9-4 and clinch their second consecutive Eastern Division title (Dec. 6).

**WINDED:** Kansas City took its next step toward the Super Bowl by beating the Jets, 13-6, in the gusts of Shea Stadium in an AFL interdivisional playoff game (Dec. 20).

**ALL-TIME BEST:** Weeb Ewbank was named the all-time AFL coach and Namath, Don Maynard and Gerry Philbin were chosen to the league's all-time first team as selected by the Pro Football Hall of Fame.

## 1970

**STRIKE ONE:** The NFLPA strike left the Jets with only rookies on hand as full training camp was set to open (July 19). Veterans reported to camp after missing three weeks due to the strike (Aug. 3).

**MONDAY, MONDAY:** The Jets opened the season with a 31-21 loss to their new AFC rivals, the Browns, in Cleveland in ABC's inaugural Monday Night Football telecast (Sept. 21).

**NEXT BAD BREAK:** In the first meeting between the Jets and Colts since Super Bowl III, Joe Namath fractured his right wrist. He completed the game but then was sidelined for the rest of the season (Oct. 18).

**NEW YORK, NEW YORK:** The Jets and Giants met in the first regular-season game between the rivals, with the Giants coming back from a 10-3 third-quarter deficit for a 22-10 victory at soldout Shea Stadium (Nov. 1).

## 1971

**SHORT STAY:** All-Pro WR George Sauer announced his retirement after only six seasons of teaming up with Don Maynard and Joe Namath in the Jets' potent passing attack (April 16).

**BIGGS BEGS OUT:** Weeb Ewbank had a player exercise his option for the first time as DE Verlon Biggs signed with Washington, with the Redskins sending two draft choices to the Jets (June 10).

**OH, JOE:** Namath underwent surgery on his left knee after being hurt trying to make a tackle on a fumble return in the preseason opener against Detroit in Tampa (Aug. 7). After a streak of 19 regular-season games on the sideline, Namath returned in the second quarter vs. San Francisco and passed for 358 yards and three TDs in a 24-21 loss to the 49ers (Nov. 28).

## 1972

**DUEL FOR THE AGES:** Joe Namath had the finest passing day of his vaunted career, completing 15 of 28 for 496 yards and six touchdowns as the Jets outlasted the Colts and Johnny Unitas, 44-34, in Baltimore. The teams combined for 872 passing yards, then an NFL record (Sept. 24).

**ON A RAMPAGE:** The Jets set a club record that still stands of 333 rushing yards in their 41-13 steamrolling of the Patriots in Foxboro. John Riggins (168) and Emerson Boozer (150) became the first and only RB tandem in franchise history to both rush for 150 yards in a game (Oct. 15).

**MAYNARD MARK:** Don Maynard became pro football's all-time receiving leader with his 632nd career catch in the fourth quarter of a 24-16 Monday night loss at Oakland that eliminated the Jets from the playoffs (Dec. 11).

## 1973

**HIRING A WINNER:** Charley Winner, former head coach of the St. Louis Cardinals, was hired as an assistant coach under Weeb Ewbank and was named to succeed Ewbank as Jets head coach for the 1974 season (Feb. 1).

**EVICION NOTICE:** Due to the Mets' presence in the World Series, the Jets were forced to play their first six games on the road. That included moving a home game against the Steelers to Pittsburgh's Three Rivers Stadium, leaving the Jets with only six home games for the season.

**SAD AND SWEET:** Ewbank coached his last game after 11 years as the Jets' football boss, but his departure was overshadowed by O.J. Simpson in the Buffalo Bills' 34-14 rout at Shea. Simpson's 200-yard rushing game gave him 2,003 yards for the year, making him the first player in NFL history to run for 2,000 yards in a season (Dec. 16).

## 1974

**STRIKE TWO:** The Jets opened training camp with 31 rookies and one veteran as another NFLPA strike began (July 9). Playing with a team composed mainly of rookies, the Jets defeated Denver, 41-19, in the preseason opener (Aug. 3).

**COMPLETING THE MOVE:** The Jets' new training facility opened at Hofstra University. The team first trained on the Hempstead, NY campus in 1968 (Sept. 3).

**YALE LOCK:** The Jets snapped the slump of their 1-7 start by posting their first regular-season win over their city rivals, the Giants, by 26-20 in overtime at the Yale Bowl. Joe Namath tied the score with a bootleg TD and won it on a 6-yard TD pass to Emerson Boozer (Nov. 10).

**WEEB BOWS OUT:** Weeb Ewbank announced his retirement as vice president of the Jets, effective at the end of the season (Nov. 12).

**VICTORY BINGE:** The Jets closed out the season with six consecutive victories to finish 7-7. In the streak were home upsets of playoff-bound Miami and Buffalo.

## 1975

**DISHING THE PICK:** The Jets traded their first-round draft pick, 12th overall, to New Orleans for DE Billy Newsome (Jan. 28).

**NEW LEADER:** Al Ward, vice president of the Dallas Cowboys, was named Jets general manager to succeed Weeb Ewbank, who had retired (Feb. 13).

**JOE WON'T GO:** Joe Namath turned down a reported multimillion-dollar World Football League contract to sign a two-year contract with Jets (July 30).

**STRIKE THREE:** The final preseason game between the Jets and New England was canceled when the Patriots' players went on strike (Sept. 14). The Jets' players voted to support the strike and walked out of camp the week of their season opener at Buffalo (Sept. 16). The strike was settled and the Jets returned (Sept. 18).

**VISITOR FROM THE EAST:** Japan's Emperor Hirohito attended the Jets' home opener, a 36-7 romp over the Patriots at Shea Stadium (Oct. 5).

**FIRING A WINNER:** Charley Winner was dismissed as head coach after the Jets lost six games in a row and were in the AFC East cellar with a 2-7 record. Offensive coordinator Ken Shipp was named interim head coach (Nov. 19).

**A GRAND BACK:** John Riggins finished the Jets phase of his Hall of Fame career by becoming the first back in franchise history to rush for 1,000 yards in a season. Riggins' fifth consecutive 100-yard game, for 121 yards against the Cowboys, gave him 1,005 for the season (Dec. 21).

## 1976

**HOLTZ ARRIVES:** Lou Holtz, who had a successful four years at North Carolina State, signed a five-year contract to become the Jets' head coach (Feb. 10).

**DRAFT DÉJÀ VU:** Eleven years after drafting Joe Namath, the Jets tabbed another Alabama QB in Richard Todd with their first-round selection (April 8).

**ISELIN ILLNESS:** President Phil Iselin, who led the Jets for eight years, suffered cardiac arrest while attending the team's game at Denver (Sept. 19). Three months later, Iselin suffered a fatal heart attack while at his office (Dec. 28).

**HOLTZ DEPARTS:** Holtz, deciding he wasn't right for the pros, resigned as Jets head coach with one game to go and returned to college coaching. Mike Holovak was named interim coach for the season finale vs. Cincinnati (Dec. 9).

**JOE'S LAST STAND:** Namath played in what was to be his final game as a Jet in a 42-3 loss to the Bengals (Dec. 12).

## 1977

**WALT'S TIME:** Veteran defensive coach Walt Michaels signed a three-year contract to become Jets head coach. Also, Leon Hess was named acting president (Jan. 5).

**WAIVE GOODBYE:** Joe Namath, who wore No. 12 and was a symbol of the Jets for 12 years, was granted his freedom as he was placed on waivers when a special trade attempt with Los Angeles was unsuccessful (April 1-April 12). A month later, he signed as a free agent with Rams (May 12).

**SHEA HEY:** After a two-month court struggle, the Jets were guaranteed two September games and two October games for each of the remaining six years of the Jets' Shea Stadium lease with New York City beginning in 1978. State Supreme Court Justice Harold Baer also allowed the Jets to play two preseason games plus their 1977 home opener in the Meadowlands (May 26).

**KENSIL ASCENDS:** Jim Kensil, executive director of the NFL since 1968, was named president and chief operating officer of the Jets. Hess, who served as acting president, became chairman of the board and chief executive officer for corporate matters (June 6).

**WARD RESIGNS:** Al Ward, Jets general manager since 1975, resigned (Dec. 30). He became assistant to the president of the AFC (April 1978).

## 1978

**FAME-OUS WEEB:** Weeb Ewbank was selected to be enshrined in the Pro Football Hall of Fame (Jan. 23).

**JOE HANGS 'EM UP:** Joe Namath announced his retirement from football.

**GREEN CHANGES:** For the first time since 1963, the Jets changed their uniform design. The team also adopted a new logo and changed the helmet to green (Feb. 27).

**MICHAELS HONORED:** Walt Michaels, who kept the youngest team in the NFL in playoff contention for 15 games, was named AFC Coach of the Year by UPI and by the Pro Football Writers of America.

## 1979

**MNF DISTINCTION:** The Jets defeated the Vikings, 14-7, at Shea Stadium in the first Monday

Night Football telecast to originate from the New York City area (Oct. 15).

**CLOSING KICK:** The Jets defeated AFC East rivals Baltimore (30-17), New England (27-26) and Miami (27-24) in the final three games of the year to finish 8-8.

## 1980

**MATT HEADS WEST:** Backup QB Matt Robinson was traded to Denver for the Broncos' 1980 first- and second-round draft picks and QB Craig Penrose (Feb. 1).

**ON THE LAM:** The Jets send their two first-round picks, 13th and 20th overall, to San Francisco for the 49ers' second pick, which they used to select Texas WR Johnny "Lam" Jones (April 29).

**ON TARGET IN DEFEAT:** Richard Todd completed 42 of 60 passes for 447 yards and three TD, breaking the NFL's record for completions in a game, and FB Clark Gaines caught 17 of those passes, setting a team record that still stands, but neither could salvage a 37-27 loss to the 49ers at Shea (Sept. 21).

## 1981

**OWNER SHIFT:** Townsend Martin sold his 25 percent interest in the Jets to Leon Hess, who assumed 75 percent ownership of the club. Helen Dillon remained at 25 percent (March 2).

**RETURN TO PLAYOFFS:** With their 28-3 victory over Green Bay at Shea, the Jets finished 10-5-1 and clinched their first playoff berth since 1969 (Dec. 20).

**SACKMASTERS:** In that Packers pummeling, the Jets added nine more sacks to finish the season with 66, at the time one shy of the NFL record. Ends Joe Klecko and Mark Gastineau, the leaders of the New York Sack Exchange, unofficially finished 1-2 in the NFL with 20.5 and 20 sacks respectively (Dec. 20).

**BILLS COME DUE:** After fighting back from a 24-0 deficit, the Jets' dreams died when Buffalo's Bill Simpson intercepted a Richard Todd pass on his 2 in the final 10 seconds to secure the Bills' 31-27 Wild-Card win at Shea (Dec. 27).

## 1982

**KNEED TO THE SIDE:** DE Joe Klecko was lost for 14 weeks after suffering a ruptured patella tendon in his knee in the fourth quarter of a 31-7 win at New England (Sept. 19).

**STRIKE FOUR:** The NFLPA struck pro football following the second regular-season weekend (Sept. 21). The league and the players' association agreed on a five-year contract to end the 57-day strike and to play an abbreviated nine-game schedule with a 16-team playoff format for the 1982 season (Nov. 16).

**MUDDY END:** The Jets won five of their last seven after the strike to finish 6-3 and reach the postseason for the second consecutive year. Then they posted road playoff wins at Cincinnati and the L.A. Raiders before falling to Miami, 14-0, in the Orange Bowl mud in the AFC title game.

## 1983

**FREEMAN'S THE ONE:** Freeman McNeil became the first Jet to lead the NFL in rushing as he finished with 786 yards on 151 carries (5.2 avg.) in the strike-shortened nine-game '82 season (Jan. 2).

**WALT TO WALTON:** After six seasons as head coach Walt Michaels announced his retirement (Feb. 9). The next day offensive coordinator Joe Walton was named head coach and defensive coordinator Joe Gardi was promoted to assistant head coach (Feb. 10).

**RELOCATION PROJECT:** Citing Shea Stadium as "rundown, neglected and the NFL's poorest facility for athletes and spectators alike," the Jets announced plans to move to the Meadowlands for the 1984 season (Oct. 6).

**SHEA SWAN SONG:** The Jets dropped a 34-7 decision to Pittsburgh in their final home game at Shea Stadium (Dec. 10).

## 1984

**HESS OWNS IT ALL:** Leon Hess assumed full ownership of the team as Helen Dillon, a partner since 1968, sold her 25 percent interest in the club (Feb. 9).

**TA-TA, TODD:** The Jets concluded a week of trading by sending QB Richard Todd to New Orleans for a first-round pick, 15th overall (Feb. 18).

**NEW DIGS:** The Jets got off on the wrong foot in their new Meadowlands home with a nationally televised 23-17 Thursday night loss to Pittsburgh despite a 97-yard kickoff-return TD by Bobby Humphrey (Sept. 6).

**ON THE MARK:** Mark Gastineau led the NFL in sacks for the second straight year, this time with a then league-record 22 sacks, which earned him his fourth out of five Pro Bowl appearances (Dec. 13).

## 1985

**NO. 12:** In an emotional halftime ceremony televised nationally on Monday night, Namath came down from the ABC announcers' booth to have his uniform number retired. The Jets then completed their 23-7 win over Miami (Oct. 14).

**POINTED RESPONSE:** The Jets scored the most points in club history in trouncing Tampa Bay, 62-28. The Green & White racked up 581 yards of offense, with Ken O'Brien tossing five TD passes, three to TE Mickey Shuler (Nov. 17).

**SUPERFLY:** O'Brien and WR Wesley Walker connected for the longest scrimmage play in club

history, a 96-yard touchdown pass that opened a 14-0 lead en route to the Jets' 27-7 win over the Bills at Buffalo (Dec. 8).

**PLAYOFF CLINCHER:** With a 37-10 home victory over Cleveland, the Jets finished 11-5 and clinched their third playoff spot in five years. O'Brien finished with a 96.2 passer rating to become the first Jets QB to lead the NFL in that category (Dec. 22).

**DEATH BY TURNOVERS:** The Jets gave the ball away four times, including on a fumbled kickoff that New England returned for a TD, in dropping a 26-14 Wild-Card decision to the Patriots, who went on to Super Bowl XX (Dec. 28).

## 1986

**AIR WARS:** WR Wesley Walker set the club record for most touchdowns in a game with four TD receptions and Ken O'Brien's Jets (449) and Dan Marino's Dolphins (435) combined for 884 net passing yards — still the NFL record — in the Jets' 51-45 overtime thriller (Sept. 21).

**HOT START:** The Jets won their ninth straight game — still a franchise record — as two late touchdowns propelled them to a 31-16 home win over Indianapolis and a 10-1 record (Nov. 16).

**HURT FINISH:** But the Green & White lost their last five games and limped into the playoffs because of a rash of injuries to key players. Pro Bowl LB Lance Mehl was lost for the season with a knee injury (Oct. 26). DE Mark Gastineau suffered a knee injury in the Colts win that cost him the rest of the regular season. And NT Joe Klecko and OT Reggie McElroy both needed reconstructive surgery after knee injuries vs. Pittsburgh (Dec. 13).

**I, TOON:** Al Toon elevated himself among the NFL's wide receivers with 85 receptions, the most in a season in club history and second in the AFC. He was voted team MVP and selected for his first Pro Bowl (Dec. 17).

## 1987

**ERIE ENDING:** In one of the most disappointing losses in their history, the Jets dropped a 23-20 decision to the Browns on Mark Moseley's 27-yard field goal 17:02 into overtime after holding a 20-10 lead at the two-minute warning in regulation (Jan. 3).

**HALL OF A WIDEOUT:** Don Maynard joined teammate Joe Namath and coach Weeb Ewbank as Jets to be voted into the Pro Football Hall of Fame (Jan. 27) and to become officially inducted into Canton (Aug. 8).

**STRIKE FIVE:** The NFLPA began a strike following the Jets' 43-24 romp over the Patriots on Monday Night Football ended the schedule for the second week of the season (Sept. 22).

**COMEBACK PLAYERS:** After Week 3 of the season was canceled, the next three games (Weeks 4-6) were played by teams of replacement players. The NFLPA sent its striking players back to work for the remainder of a 15-game regular season. In their first game back, the Jets fell to the Redskins at RFK Stadium, 17-16 (Oct. 25).

**LUCKY 13:** Flanked by fellow Jets Hall of Famers Ewbank and Namath, Maynard was presented with his Hall of Fame ring and his uniform number (13) was retired in halftime ceremonies of a 19-14 loss to Indianapolis (Nov. 1).

## 1988

**TRUCKED OUT:** Joe Klecko, the only defensive player in NFL history to make the Pro Bowl at three different positions (DE, DT, NT), was waived upon failing his physical after the club recommended he retire (Feb. 8).

**SPINNING TOP:** Jim Kensil took medical retirement after serving 11 seasons as team president, and Steve Gutman, the club's corporate treasurer and administrative manager since 1977, was named as Kensil's successor (June 14).

**LOST LINEBACKERS:** The Jets said goodbye to two veteran LBs in training camp as former Pro Bowler Lance Mehl announced his retirement and Bob Crable injured his knee, underwent reconstructive surgery, was lost for the year and retired after the season (August).

**GUSHER:** The Jets scored 45 unanswered points in a 45-3 rout of the Oilers, with the 42-point margin of victory still the largest in franchise history.

**MARK'S TIME:** Citing personal reasons, DE Mark Gastineau left the team in midseason, announced his retirement, and was placed on reserve/retired (Oct. 21).

**MORE TOON:** WR Al Toon, with 93 catches, became the only Jet to lead the NFL in receptions since the 1970 merger and set the franchise record that still stands.

## 1989

**PRIME-TIME HISTORY:** The Jets lost at home to Oakland, 14-7, on Monday Night Football in the Raiders head-coaching debut of Art Shell, who became the first African-American head coach in the NFL's modern era (Oct. 9).

**FUMBLE RUMBLE:** Safety Erik McMillan equaled the NFL record for most fumble-return touchdowns in a season (2) when, two weeks after he had a 74-yard return TD at New Orleans, he had a 45-yard return score vs. San Francisco (Oct. 29).

**IMPORTANT HIRE:** Owner Leon Hess and president Steve Gutman named Dick Steinberg, the former New England director of player development, as the Jets' vice president/general manager (Dec. 18).

**WALTON ERA ENDS:** Joe Walton's Jets finished 4-12 with a lifeless 37-0 home loss to Buffalo (Dec. 23), setting the stage for Steinberg, citing the need for the team to get off to a "fresh start," to announce Walton's dismissal and the start of a head-coaching search (Dec. 26).

## 1990

**COSLET'S THE COACH:** GM Dick Steinberg concluded his search by naming Cincinnati offensive coordinator Bruce Coslet as the eighth full-time head coach in club history (Feb. 6).

**UNIFORM CHANGE:** For the fourth time in franchise history and third time in Jets annals, the team changed uniform designs. The Jets added black to accent their green and white colors and switched to green pants as part of their road uniforms (Sept. 9).

**LIDLIFTER:** The Jets registered their first win of the Steinberg-Coslet era with a 24-21 win over Cleveland in their home opener (Sept. 16).

**RECORD RETURN:** Rookie WR-KR Terance Mathis tied an NFL record, broken in 1994, when he returned a punt 98 yards for a touchdown in the 24-9 Meadowlands victory over Dallas (Nov. 4).

## 1991

**OLÉ, RAÚL:** Raúl Allegre's 44-yard field goal as time expired sent the Jets' do-or-die game against Miami to overtime, where Allegre won it, 23-20, with a 30-yarder as the Jets, despite their 8-8 record, returned to the playoffs (Dec. 22).

**PAT ON THE BACK:** Kicker Pat Leahy retired on a down note after missing the regular-season finale vs. Miami and the playoff game. But Leahy finished his remarkable 18-year career, all as a Jet, with 1,470 points, which still stands as the franchise's career scoring mark.

**DRY HOLE:** In their first playoff game in five years, the Jets came up short on several key second-half plays and lost to the Oilers in the Astrodome, 17-10 (Dec. 29).

## 1992

**PASSING FANCY:** After a strong showing in the Jets' 5-0 preseason, Browning Nagle took over the offensive controls and threw for 366 yards and a touchdown in the season-opening 20-17 loss at Atlanta. The yardage total was the second-highest at the time by a QB making his first NFL start (Sept. 6).

**TOON OUT:** After suffering a severe concussion in Game 9 at Denver, WR Al Toon announced his retirement. Toon left the game with a club-record 101-game pass-catching streak (Nov. 27).

**HORRIFIC COLLISION:** DE Dennis Byrd was partially paralyzed in a freak collision with teammate Scott Mersereau in the third quarter of the Jets' 23-7 Game 12 loss vs. Kansas City (Nov. 29). Byrd had spinal surgery at Lenox Hill Hospital (Dec. 3), then was moved to Mount Sinai Medical Center to begin his rehabilitation (Dec. 9).

**SLUMPBUSTERS:** Inspired by Byrd, the Jets defeated the AFC East-leading Bills, 24-17, in Buffalo. SS Brian Washington sealed the upset with a fourth-quarter interception of Jim Kelly that he returned for the winning TD (Dec. 6).

**SIGNIFICANT HONOR:** The Jets honored Byrd with the Most Inspirational Player Award, which the next year was renamed the Dennis Byrd Award and has been presented annually to the Jets' "Most Inspirational Player" as voted by the team.

## 1993

**BYRD WALKS:** Dennis Byrd, with the aid of two canes, walked into a news conference at Mount Sinai Medical Center in New York to announce he would be leaving New York and returning home to Tulsa, Okla., to continue his rehab (Feb. 12). Byrd returned to the Meadowlands for the first time since his paralyzing accident, walking unaided onto the field to be honored at halftime ceremonies on opening day (Sept. 5).

**LOTT SIGNS:** GM Dick Steinberg made his first major signing under the NFL's new Collective Bargaining Agreement by adding nine-time Pro Bowl S Ronnie Lott to the Jets' roster (March 8).

**BOOMER COMES HOME:** Steinberg completed a trade with Cincinnati, bringing Pro Bowl QB and Long Island native Boomer Esiason to the Jets in exchange for a third-round draft pick (March 17).

**O'BRIEN PACKS IT IN:** QB Ken O'Brien, at the time second on the Jets' all-time passing list, was traded to Green Bay for a fifth-round draft pick (Apr. 5).

**McNEIL RETIRES:** RB Freeman McNeil, then the Jets' all-time leading rusher and 14th on the NFL's all-time list, retired. McNeil set an NFL record with at least a 4.0 yard average in each of his 12 seasons (Apr. 21).

**DRAFT-DAY TRADE:** The Jets traded the third selection in the draft to Phoenix in exchange for the Cardinals' fourth overall pick and Pro Bowl RB Johnny Johnson. Then the Jets drafted the player they had wanted, Florida State All-America LB Marvin Jones (Apr. 25).

**SHULA DENIED:** The Jets defeated Miami, 27-10, at the Meadowlands, forcing Dolphins coach Don Shula to wait another week before getting his 325th career victory and breaking George Halas' all-time record (Nov. 7).

**SUPER REUNION:** The members of the Jets' Super Bowl III team were reunited at the game against the Bengals to celebrate the 25th anniversary season of that historic victory. A weekend of activities was capped by the players being honored at halftime of the Jets' 17-12 victory over the Bengals while wearing "throwback" uniforms (Nov. 21).

## 1994

**CARROLL PROMOTED:** Defensive coordinator Pete Carroll became the ninth full-time head coach in club history when he replaced Bruce Coslet, who compiled a 26-38 record in his four seasons at the helm (Jan. 7).

**RECORD CROWD:** The franchise's largest home crowd to date, 75,606, watched the Jets battle Miami for a share of first place in the AFC East. The Jets led, 24-6, in the third quarter before Dan Marino led a furious comeback, capped by the "fake spike" TD pass to Mark Ingram, for the Dolphins' 28-24 win (Nov. 27).

**STEINBERG ILLNESS:** The team announced before its season finale against the Houston Oilers that vice president/general manager Dick Steinberg had stomach cancer (Dec. 24). Steinberg died Sept. 25, 1995.

## 1995

**RICHIE'S BALL:** Owner Leon Hess named Rich Kotite the 10th full-time head coach in franchise history after firing Pete Carroll after the Jets finished 6-10 in his only season as coach (Jan. 5).

**MOORE, MOORE, MOORE:** WR Rob Moore was traded to Arizona the night prior to the draft for RB Ronald Moore and the Cardinals' No. 1 choice (Apr. 21). As a result, the Jets held two first-round picks for the first time since 1984 (Russell Carter, Ron Fautrot) and selected Penn State TE Kyle Brady and DE Hugh Douglas from Central State of Ohio (Apr. 22).

**KOTITE'S FIRST:** Kotite won his first game as Jets head coach with a 27-10 victory over the expansion Jacksonville Jaguars at the Meadowlands (Sept. 17).

**WAYNE'S WORLD:** WR Wayne Chrebet, the rookie FA from Hofstra, passed WR Al Toon the previous week, then became the Jets' all-time leading rookie receiver with four catches at New England in game 14, surpassing Matt Snell's 56-catch mark set in 1964 (Dec. 10).

**THANK HUGH:** Douglas was named the NFL Defensive Rookie of the Year after leading all first-year players with a team-rookie-record 10 sacks.

## 1996

**NEIL LEADS PARADE:** QB Neil O'Donnell, after leading Pittsburgh to four straight playoff appearances that included a berth in Super Bowl XXX, signed with the Jets as an unrestricted free agent (Feb. 28). O'Donnell was one of a long line of veteran free agents that included tackles Jumbo Elliott and David Williams, WR Jeff Graham and QB Frank Reich, to join the Jets in the off-season.

**KEY DRAFT PICK:** For the first time in club history, the Jets had the first overall pick of the NFL Draft and selected Southern Cal All-America WR Keyshawn Johnson (Apr. 20).

**O'DONNELL'S WOES:** O'Donnell suffered a shoulder injury in Game 6 against Oakland (Oct. 6). After sitting out six games, the QB was preparing to return for Game 13 vs. Houston when he tore a calf muscle during pregame warmups (Dec. 1), which would sideline him the rest of the season.

**MURRELL GETS A THOU:** With 103 rushing yards in a loss at Buffalo, RB Adrian Murrell reached 1,000 yards for the season (Nov. 24) and ultimately became only the third RB in NFL history to rush for 1,000 yards for a one-win team.

**KOTITE STEPS ASIDE:** Two days before the season finale against Miami, Rich Kotite stepped aside as head coach (Dec. 20). The loss to the Dolphins dropped Kotite's two-season record to 4-28.

## 1997

**A PRESIDENT PASSES:** Former Jets president and NFL official Jim Kensil, who spent 12 seasons with the club from 1977-88 and helped guide the Jets to four playoff appearances before retiring, died (Jan. 16).

**A LITTLE BUBBLY:** The Jets upgraded their Hofstra University practice facilities with improved grass and turf fields and a new air-supported indoor practice bubble (July 2).

**BOFFO DEBUT:** Jets fans had to be delirious with the result of the first game of the Parcels era, a 41-3 rout of the Seahawks in Seattle in which Neil O'Donnell threw five touchdown passes and the Jets gained 434 yards.

**A.G. ACHIEVEMENT:** Aaron Glenn became the first cornerback in franchise history to be named a starter in a pro football all-star game when he was elected to the Pro Bowl (Dec. 11).

**WINNERS AGAIN:** The Jets didn't make it to the playoffs in Parcels' first year, but they posted their first winning season at 9-7 in nine years and at least played in a win-you're-in-lose-you're-out game, the regular-season finale at Detroit in which Barry Sanders and the Lions prevailed, 13-10 (Dec. 21).

## 1998

**THE NEXT NEW LOOK:** The Green & White went back to the future with a "new" logo. Actually, the team returned to the uniform and logo worn at the Jets' inception in 1963 and during their Super Bowl III victory season (Feb. 3).

**THEIR FAVORITE MARTIN:** RB Curtis Martin officially became a New York Jet as the restricted free agent offer sheet he signed was not matched by the Patriots. The Jets did have to give up first and third-round picks, but coach Bill Parcells stated that Martin was worth it (March 25).

**VINNY FROM ELMONT:** QB Vinny Testaverde signed as a free agent and returned to Long Island, where he grew up, and fulfilled a lifetime dream of playing for the Jets. With the signing, QB Neil O'Donnell was released (June 24).

**DIVISION CONQUERED:** The Jets defeated the Bills, 17-10, at Buffalo to clinch their first AFC East title. The tough road victory also assured them of a first-round bye in the playoffs (Dec. 19).

**A DOZEN W'S:** The Jets set a club season record for victories when they beat the New England Patriots, 31-10, in their regular-season finale for their 12th win (Dec. 27).

## 1999

**HOME FOR THE PLAYOFFS:** The Jets, playing in their first home playoff game since 1986, won their first playoff game since that season when they defeated the Jacksonville Jaguars at the Meadowlands, 34-24 (Jan. 10).

**FALLING SHORT AT MILE HIGH:** The Jets took a 10-0 third-quarter lead but were unable to play the mistake-free football they had played all season in committing six turnovers and saw the Broncos come back for a 23-10 victory in Denver en route to defending their Super Bowl championship (Jan. 17).

**VINNY'S SPOILS:** Vinny Testaverde, after going 12-1 as the regular-season starting QB, throwing a club-record 29 TD passes, being named team MVP, guiding the Jets to the AFC Championship Game and playing in the Pro Bowl, was signed to a three-year deal with a four-year option (March 1).

**HESS PASSES ON:** Owner Leon Hess died at 85 due to complications from a blood disease (May 7). Hess started Hess Oil from his father's one truck heating oil delivery business during the depression and built it into a multibillion-dollar company. He was one of a group of five who originally bought the New York Titans out of bankruptcy in 1963, and he became the sole owner of the Jets in 1984.

**JETS FOR SALE:** The estate of Leon Hess announced the Jets would be sold according to wishes expressed in Hess' will (May 21).

**ACHILLES HEEL:** Testaverde ruptured his Achilles tendon in the second quarter of the season opener against New England and was lost for the season (Sept. 12). It was the first of numerous injuries as 15 Jets combined to miss 108 games and 89 starts due to injuries.

## 2000

**TUNA SWIMS UPSTAIRS:** Bill Parcells announced a day after the 1999 season ended that "I'm not going to coach any more football games." Parcells stayed on as director of football operations, and by contract Bill Belichick took over for Parcells as head coach (Jan. 3).

**ONE AND DONE I:** A day after taking the job, Belichick stunned the Jets and the football world by resigning as head coach, citing the uncertainty of the new ownership situation. Jets president Steve Gutman said Belichick had a signed contract "that is clear, unambiguous and specific" (Jan. 4).

**WOODY'S TEAM:** The estate of Leon Hess entered into an agreement to sell the New York Jets to Robert Wood Johnson IV for \$635 million. The NFL voted unanimously to accept its finance committee's recommendation to approve the sale to Woody Johnson (Jan. 18).

**GROH STEPS UP:** The Jets elevated linebackers coach Al Groh to head coach, making him the 12th full-time head coach in the franchise's 40-year history (Jan. 24).

**DEAL STRUCK:** After NFL Commissioner Paul Tagliabue and Federal Judge John W. Bissell ruled the Jets' contract with Belichick was valid, Parcells and New England owner Robert Kraft ended the "border war" between the teams and brokered compensation for Belichick to become head coach of the Patriots. The Jets received the Pats' first-round pick (16th overall) in the 2000 draft plus its fourth- and seventh-round picks in 2001. The Jets sent the Patriots a fifth-round pick in 2001 and a seventh-rounder in 2002 (Jan. 27).

**KEY TRADE:** The Jets sent WR Keyshawn Johnson, the first overall pick in the 1996 draft, to Tampa Bay for two first-round draft choices (Nos. 13 and 27) in the 2000 draft (April 12).

**FOUR OF A KIND:** The Jets became the first team ever to make four first-round selections in the NFL Draft, selecting DE Shaun Ellis at No. 12, DE John Abraham at No. 13, QB Chad Pennington at No. 18 and TE Anthony Becht at No. 27 (April 15).

**CROSS TABBED TO HEAD JETS DEVELOPMENT:** Jay Cross, president of business operations of the NBA's Miami Heat, was hired as president of Jets development (July 25).

**TESTAVERDE RETURNS:** QB Vinny Testaverde, who missed virtually all of 1999 with a ruptured Achilles' tendon, completed 23 of 44 for 261 yards and a TD in the Jets' season-opening 20-16 win at Green Bay, the first victory in their club-record 4-0 start (Sept. 3).

**MIRACULOUS:** The fourth comeback victory of the season was the most incredible in franchise history as the Jets rallied from a 30-7 deficit for a 40-37 overtime victory over the Miami Dolphins on Monday Night Football at the Meadowlands. The Green & White scored a club-record 30 fourth-quarter points en route to the biggest comeback in franchise history (Oct. 23).

**ONE AND DONE II:** After less than one year on the job, Groh accepted an offer to coach at his alma mater, the University of Virginia (Dec. 29).

## 2001

**OVER AND OUT:** Bill Parcells resigned from the Jets, ending his four-year reign (three as head coach) in charge of the football operations with a 39-26 regular-season record and 1-1 in the postseason (Jan. 9).

**GIVE MY REGARDS:** Two days after Parcells resigned, owner Woody Johnson chose Terry Bradway, the Kansas City Chiefs' vice president of player personnel, as his new general manager (Jan. 11).

**HERM'S TURN:** The Jets named Herman Edwards, Tampa Bay's assistant head coach and secondary coach, as their 13th full-time head coach. Edwards was tabbed after he, Maurice

Carthon, Dom Capers and Ted Cottrell interviewed with Johnson and Bradway (Jan. 18).

**JOB WELL DONE:** Bill Hampton, the Jets' equipment manager for 37 seasons, retired and turned over the department's reins to his son, Clay (March 1).

**TERROR HITS HOME:** The second week of the season was postponed due to the terror attacks against the United States. The games were rescheduled to be played after the original last week of the regular season (Sept. 13).

**HERM'S FIRST:** Edwards earned his first NFL head-coaching win when the Jets defeated the Patriots, 10-3, at New England (Sept. 23).

**EMOTIONAL MONDAY:** The Jets honored the victims and heroes of the World Trade Center attacks in a stirring pregame ceremony before their 19-17 loss to the 49ers on Monday Night Football. Edwards presented the game ball the Jets players had presented to him after his first NFL head-coaching win the week before to New York City Mayor Rudolph Giuliani (Oct. 1).

## 2002

**HALL OF A KICK:** John Hall's 53-yard field goal with 59 seconds left lifted the Jets over the Raiders, 24-22, in Oakland in the regular-season finale and into the playoffs. Herm Edwards thus became the first coach in club history to guide his team to the playoffs in his first year at the helm. The Jets' reward: a return trip to Oakland six days later for the AFC Wild Card Game (Jan. 6).

**RAIDERS' REVENGE:** The Jets fell to Oakland in the rematch in a 38-24 Saturday night shootout that was the NFL's first-ever prime-time postseason game (Jan. 12).

**MORTON'S OF BUFFALO:** Chad Morton became the first player in NFL history to return kickoffs for TD in both regulation and overtime, with his 96-yard OT return lifting the Jets past the Bills at Buffalo, 37-31, on opening day (Sept. 8).

**PACKING FOR PLAYOFFS:** The Jets qualified for the playoffs and won the AFC East when their 42-17 thumping of the Green Bay Packers followed New England's 24-21 OT win over Miami. The Jets, Patriots and Dolphins all finished at 9-7, with the Green & White winning the division based on a better record in common-opponent games (9-5 to the Pats' and Dolphins' 8-6 records) (Dec. 29).

**PENNINGTON IMPACT:** The Green Bay game was QB Chad Pennington's 12th of the season and was his best of the regular season in terms of passer rating — his 17-for-24 accuracy for 196 yards and four TD gave him a 134.7 rating and lifted his season rating to 104.2, the best in club history and the top mark among qualifying NFL quarterbacks (Dec. 29).

## 2003

**COLTS CORRALED:** The Jets rolled to the first postseason shutout in club history when they blanked Indianapolis, 41-0, in the AFC Wild Card Game. The 41-0 win tied the New York Giants (2002 NFC Championship vs. Minnesota) for the second-most points in a shutout victory in NFL history (Jan. 4).

**TARGETING D-ROB:** The Jets traded two first-round draft choices (Nos. 13 and 22) and a conditional pick to Chicago for the Bears' fourth overall pick (April 25). The next day they selected Kentucky DT Dewayne Robertson fourth overall.

**JOE'S NEW TITLE:** The Jets announced that Hall of Fame QB Joe Namath would serve as the club's ambassador-at-large (June 25).

**EASTERN EXPOSURE:** The Jets became New York's first pro football team to travel to Asia as they took on the Tampa Bay Buccaneers, the defending Super Bowl champions, in the American Bowl. The Bucs downed the Jets in the Tokyo Dome, 30-14, in the season's first preseason game (Aug. 2).

**CHAD'S CALAMITY:** QB Chad Pennington suffered a fracture/dislocation of his left wrist while scrambling out of the pocket during the annual preseason game against the New York Giants (Aug. 23). He had surgery that night and was able to return to action 10 weeks after the operation in relief of Vinny Testaverde against the Eagles in Philadelphia (Oct. 26).

**THURSDAY KICKOFF:** The Jets kicked off the NFL's regular season, opening the schedule with a 16-13 Thursday night loss to the Redskins at Washington (Sept. 4).

## 2004

**FIVE ALIVE:** After a rare home opener, a win against the Bengals, the Jets reeled off four more wins to open the season 5-0 for the first time in franchise history. Included in the streak were wins at San Diego and Miami, then home over Buffalo and San Francisco (Oct. 17).

**CHAD CUFFED:** QB Chad Pennington suffered what turned out to be the first rotator cuff tear in his throwing shoulder when falling awkwardly at the end of scramble in the third quarter of the 22-17 loss at Buffalo (Nov. 7). Pennington missed three games before returning to lead a 29-7 win over Houston (Dec. 5), and he played through the playoffs before undergoing surgery (Feb. 8).

**MAWAE-HAWAII VI:** Kevin Mawae was selected to play in his sixth consecutive Pro Bowl. It was the second-longest all-star streak in club history behind OT Winston Hill, who played in seven straight, three AFL All-Star Games and four Pro Bowls, from 1967-73 (Dec. 29).

## 2005

**CURT BY A NOSE:** RB Curtis Martin gained just enough in the regular-season finale at St. Louis, 153 yards on 28 carries, to edge Seattle's Shaun Alexander by a single yard for the NFL's 2004 rushing title. Martin, with 1,697 yards, became just the second player in club history to capture the prestigious title, 23 years after Freeman McNeil (Jan. 2).

**VAUNTED VILMA:** LB Jonathan Vilma, the Jets' first-round draft choice, was named NFL

Defensive Rookie of the Year (Jan. 7).

**WORKING OVERTIME:** The Jets became the first NFL team to play three consecutive overtime games, including their regular-season-ending 32-29 loss in St. Louis (Jan. 2), their 20-17 Wild Card win at San Diego (Jan. 8) and their heartbreaking 20-17 Divisional Round loss at Pittsburgh (Jan. 15).

**CHAD CUFFED II:** Chad Pennington suffered the second rotator cuff tear in his right shoulder in less than a year when his arm was yanked from behind as he was trying to pass against Jacksonville (Sept. 25). He then underwent arthroscopic surgery, his second shoulder operation in eight months (Oct. 6).

**VINNY REDUX:** Vinny Testaverde was signed as the emergency backup to Brooks Bollinger (Sept. 27) after Pennington and No. 2 QB Jay Fielder were injured vs. the Jaguars. Testaverde moved into the starting lineup and directed an inspirational 14-12 home win over Tampa Bay (Oct. 9) before losing his next three starts and handing the reins back to Bollinger.

**END OF A TRADITION:** The Jets, who played in ABC's first Monday Night Football telecast in 1970, played in the network's last in a 31-21 loss to New England at the Meadowlands (Dec. 26).

## 2006

**DEAL HERM OUT:** Jets deal head coach Herm Edwards to Kansas City for the Chiefs' fourth-round draft choice. General manager Terry Bradway immediately began setting up interviews to find a successor (Jan. 6).

**ERIC ERA:** Eric Mangini was hired as the team's 14th full-time head coach. Mangini, a Jets defensive assistant under Bill Parcells from 1997-99 became, at the time, the 15th-youngest head coach in league history, holding his introductory news conference two days before his 35th birthday (Jan. 17).

**T, TOO:** Mike Tannenbaum is promoted to general manager by Woody Johnson as Terry Bradway steps back to focus exclusively on player personnel and the draft (Feb. 7).

**ABE TRADED:** The Jets completed a three-team trade with Atlanta and Denver that sent DE John Abraham, one of their first-round picks in 2000, to the Falcons for the 29th overall pick, which the Broncos traded to the Falcons (March 21).

**BRICK AND NICK:** The Jets begin rebuilding their offensive line through the draft by selecting tackle D'Brickshaw Ferguson with their fourth overall pick and center Nick Mangold with the 29th pick from the Abraham deal (April 29).

**NO. 80 SAYS GOODBYE:** Wayne Chrebet, one of the most popular players in franchise history, announced his retirement from football (June 2).

**PATS ON THE BACK:** After a 4-4 first half, the Jets opened the second half of the season with a 17-14 upset of the Patriots at Gillette Stadium, Mangini's "home office" for the previous four seasons (Nov. 12).

**FANTASTIC FINISH:** The Jets picked up speed with five wins in their last six games to gain the AFC's fifth seed in the playoffs. The victory that locked it up was the solid 23-3 home win over the Raiders on New Year's Eve that secured a 10-6 record and clinched the postseason berth (Dec. 31).

## 2007

**LYING IN WAIT:** The Jets' second visit of the season to Gillette Stadium didn't go as well as the first in November as the Patriots pulled away for a 37-16 AFC Wild Card victory (Jan. 7).

**NEW BACK IN TOWN:** The Jets announced the acquisition of the Bears' Thomas Jones after negotiating a contract extension with his agent and swapping second-round picks, their 37th overall for the Bears' 63rd (March 6).

**TRADE WINDS:** Mike Tannenbaum consummated two dramatic first-day draft trade-ups, moving 11 rungs to No. 14 overall in a trade with Carolina to select CB Darrelle Revis, then 16 slots in Round 2 to No. 47 in a trade with Green Bay to take LB David Harris (April 27).

**FAREWELL, CURT:** RB Curtis Martin formally announced his retirement from the Jets and the NFL with an 11-stop media blitz around New York City. "Retirement's not an end but a beginning ...I don't see this as a sad time," Martin said (July 26).

**CHREBET ENCORE:** Wayne Chrebet returned to the Meadowlands turf one more time to be honored at halftime on Wayne Chrebet Day. Fittingly, the Jets defeated No. 80's favorite opponents, the Dolphins, 31-28, for their first win of the season (Sept. 23).

**REMEMBER THE TITANS:** The Jets set aside their green and white uniforms for navy and gold throwback threads worn by the New York Titans of 1960-62 and recognized four Titans who went on to play for the Jets' Super Bowl III team — WR Don Maynard, RB Bill Mathis, LB Larry Grantham and P Curley Johnson. The new look didn't help in the 16-9 loss to the Eagles (Oct. 14), but the Jets served in the navy one more time and scored their most points of the season in their 40-13 victory at Miami (Dec. 2).

**NO. 28 AGAIN:** Curtis Martin was back in the Meadowlands on Curtis Martin Day to receive tribute from Jets fans in honor of his outstanding career. The opponent was fitting — Pittsburgh is Martin's hometown — and the occasion helped lift the Jets to their most noteworthy win of the season, 19-16 in OT over the playoff-bound Steelers.

## 2008

**IN WITH THE NEW:** The Jets made aggressive roster moves once the unrestricted free agency period began. They signed perennial Pro Bowl G Alan Faneca, OT Damien Woody, LB Calvin

Pace, Pro Bowl FB Tony Richardson and TE Bubba Franks as free agents and traded with Carolina for DT Kris Jenkins. They also traded two former first-round picks, LB Jonathan Vilma (to New Orleans) and DT Dewayne Robertson (to Denver) (Feb. 29-April 25).

**BRETT THE JET:** GM Mike Tannenbaum struck a trade with Packers GM Ted Thompson that brought Brett Favre, the NFL's all-time passing leader to the Jets for a conditional (2009 third round) draft pick (Aug. 6). Favre made his Green & White debut in the second preseason game at home vs. the Redskins (Aug. 16) and his regular-season debut in the 20-14 victory over the Dolphins at Miami (Sept. 7). Favre finished the season with 22 touchdowns passes and led the Jets to a 9-7 record.

**PILES OF POINTS:** The Jets enjoyed two historic home offensive explosions. They stopped the Super Bowl-bound Arizona Cardinals, 56-35, grabbing a 35-0 halftime lead as Favre threw six touchdown passes for the first time in his career and tying Joe Namath's franchise record (Sept. 28). Against the Rams, the Jets opened a record-setting 40-0, first-half lead en route to a 47-3 victory, the largest margin-of-victory in franchise history (Nov. 9).

**ROAD RAGE:** The Jets 8-3 start was punctuated by the best three-game road stretch in franchise history. They trimmed the Bills (5-2 coming in), 26-17, at Buffalo (Nov. 2). Two weeks later they went to New England on Thursday night and outdueled the Patriots (6-3), 34-31, winning on Jay Feely's overtime field goal (Nov. 13). Finally, they knocked out the Titans (10-0), the NFL's last unbeaten team, 34-13 at Tennessee (Nov. 23).

**EXIT ERIC:** The day after their 2008 season ended with four losses in their last five games to finish 9-7, owner Woody Johnson and GM Mike Tannenbaum held a news conference to announce that Eric Mangini would not return after three seasons as the Jets head coach. He left with a 23-26 record, including a loss in his only playoff appearance after the 2006 season (Dec. 29).

## 2009

**REX REIGN BEGINS:** After an aggressive three-week search, during which a half-dozen candidates were interviewed for the Jets' head-coaching position, owner Woody Johnson announced that Rex Ryan, the highly successful defensive coordinator for the Baltimore Ravens from 2005-08, would become the team's 15th full-time head coach (Jan. 19).

**NO. 4 SAYS NO MORE:** The Jets place Brett Favre on the reserve/retired list, after his 18th NFL season. Favre told reporters on a conference call, "It was worth a shot for me to go to New York. I wish I could've played better down the stretch. I didn't. It's time to leave." (Feb. 11) The Jets released Favre on April 28.

## 2010

# HONORS AND AWARDS

## AFL ALL-STARS

1960*	G Bob Mischak
1961	QB Al Dorow, S Dick Felt, RB Bill Mathis, G Bob Mischak
1962	RB Dick Christy, LB Larry Grantham, G Bob Mischak
1963	LB Larry Grantham, RB Bill Mathis, WR Bake Turner
1964	LB Larry Grantham, T Winston Hill, S Dainard Paulson, T Sherman Plunkett, FB Matt Snell
1965	WR Don Maynard, QB Joe Namath, S Dainard Paulson
1966	DE Verlon Biggs, RB Emerson Boozer, LB Larry Grantham, T Sherman Plunkett, FB Matt Snell
1967	DE Verlon Biggs, LB Larry Grantham, T Winston Hill, TE Pete Lammons, WR Don Maynard, QB Joe Namath, WR George Sauer
1968	LB Al Atkinson, DE Verlon Biggs, RB Emerson Boozer, DT John Elliott, G Dave Herman, T Winston Hill, WR Don Maynard, QB Joe Namath, DE Gerry Philbin, WR George Sauer, K Jim Turner
1969	DT John Elliott, LB Larry Grantham, G Dave Herman, T Winston Hill, WR Don Maynard, QB Joe Namath, DE Gerry Philbin, WR George Sauer, FB Matt Snell, K Jim Turner

\* No all-star game played

## NFL PRO BOWL

1970	DT John Elliott, T Winston Hill
1971	T Winston Hill
1972	TE Rich Caster, T Winston Hill, QB Joe Namath
1973	WR Jerome Barkum, T Winston Hill
1974	TE Rich Caster
1975	TE Rich Caster, FB John Riggins
1976	none
1977	none
1978	WR Wesley Walker
1979	T Marvin Powell
1980	T Marvin Powell
1981	C Joe Fields, DE Mark Gastineau, DE Joe Klecko, T Marvin Powell
1982	C Joe Fields, DE Mark Gastineau, RB Freeman McNeil, T Marvin Powell, WR Wesley Walker
1983	DE Mark Gastineau, DT Joe Klecko, T Marvin Powell
1984	DE Mark Gastineau, DT Joe Klecko, RB Freeman McNeil
1985	DE Mark Gastineau, DT Joe Klecko, RB Freeman McNeil, LB Lance Mehl, QB Ken O'Brien
1986	TE Mickey Shuler, WR Al Toon
1987	WR Al Toon
1988	S Erik McMillan, TE Mickey Shuler, WR Al Toon
1989	S Erik McMillan
1990	None
1991	QB Ken O'Brien
1992	None
1993	QB Boomer Esiason
1994	WR Rob Moore
1995	None
1996	None
1997	CB Aaron Glenn
1998	CB Aaron Glenn, WR Keyshawn Johnson, LB Mo Lewis, RB Curtis Martin, QB Vinny Testaverde
1999	WR Keyshawn Johnson, LB Mo Lewis, C Kevin Mawae, P Tom Tupa
2000	FB Richie Anderson, LB Mo Lewis, C Kevin Mawae
2001	DE John Abraham, RB Curtis Martin, C Kevin Mawae
2002	DE John Abraham, C Kevin Mawae
2003	DE Shaun Ellis, C Kevin Mawae
2004	DE John Abraham, RB Curtis Martin, C Kevin Mawae
2005	CB Ty Law, LB Jonathan Vilma
2006	KR Justin Miller

2007	None
2008	LG Alan Faneca, QB Brett Favre, DT Kris Jenkins, RB Thomas Jones, C Nick Mangold, CB Darrelle Revis, Ret. Leon Washington
2009	LG Alan Faneca, LT D'Brickashaw Ferguson, C Nick Mangold, CB Darrelle Revis
2010	LT D'Brickashaw Ferguson, C Nick Mangold, CB Darrelle Revis

## LEAGUE AWARDS

### AFL ROOKIE OF THE YEAR

1964	- Matt Snell, RB
1965	- Joe Namath, QB

### AFL MOST VALUABLE PLAYER

1968	- Joe Namath, QB (AP, UPI, Sporting News)
1969	- Joe Namath, QB (AP)

### JETS ON THE ALL-TIME AFL TEAM (1960-69)

First Team
QB - Joe Namath
WR - Don Maynard
DE - Gerry Philbin
Head Coach - Weeb Ewbank

Second Team
HB - Abner Haynes
WR - Art Powell
OT - Winston Hill
OG - Bob Talamini
K - Jim Turner
LB - Larry Grantham

### AFL 10-YEAR PLAYERS (1960-69)

There are 20 players who played all 10 years of the AFL. Four of those players spent some or all of the decade with the New York Titans and/or the New York Jets:

Larry Grantham, LB	Bill Mathis, RB
Paul Rochester, DT	Don Maynard, WR

### FOOTBALL NEWS OFFENSIVE PLAYER OF THE YEAR

Curtis Martin, RB

### ASSOCIATED PRESS DEFENSIVE ROOKIE OF THE YEAR

2004	Jonathan Vilma
------	----------------

### PRO FOOTBALL WEEKLY/PFWA ALL-PRO TEAM

	Kevin Mawae, C
	Kevin Mawae, C
	Curtis Martin, RB
	John Abraham, DE
	Kevin Mawae, C
	Santana Moss, PR
2004	Curtis Martin, RB
	Kevin Mawae, C
2006	Justin Miller, KR
2009	Nick Mangold, C
	Darrelle Revis, CB

### PRO FOOTBALL WEEKLY/PFWA COMEBACK PLAYER OF THE YEAR

2006	Chad Pennington, QB
------	---------------------

### ASSOCIATED PRESS ALL-PRO TEAM

2001	Curtis Martin, RB
	John Abraham, DE
2004	Curtis Martin, RB
2009	David Harris, LB
	Nick Mangold, C
	Darrelle Revis, CB

# HONORS AND AWARDS

## ALL-AFC TEAM

2000 Mo Lewis, LB  
2001 Kevin Mawae, C  
Curtis Martin, RB  
John Abraham, DE

## PRO FOOTBALL WEEKLY / PFWA ALL-ROOKIE TEAM

2000 Anthony Becht, TE  
2003 Dewayne Robertson, DL  
2004 Jonathan Vilma, ILB  
2005 Kerry Rhodes, S  
Mike Nugent, K  
2006 D'Brickashaw Ferguson, LT  
Nick Mangold, C  
2007 David Harris, LB  
Darrelle Revis, CB  
2009 Mark Sanchez, QB

## AFC PLAYER OF THE MONTH

Sept. 2000 Curtis Martin, RB (Offensive)  
Nov. 2001 John Abraham, DE (Defensive)  
Oct. 2004 John Abraham, DE (Defensive)  
Sept. 2006 Laveranues Coles, WR (Offensive)  
Oct. 2006 Justin Miller, KR (Special Teams)  
Dec. 2006 Mike Nugent, K (Special Teams)  
Nov. 2008 Thomas Jones, RB (Offensive)  
Dec. 2009 Darrelle Revis, CB (Defensive)  
Dec. 2010 Brad Smith, WR/KR (Special Teams)

## NFL ROOKIE OF THE MONTH

Nov. 2007 David Harris, LB (Defensive)  
Sept. 2009 Mark Sanchez, QB (Offensive)

## PEPSI ROOKIE OF THE WEEK

2004 Erik Coleman, S (Week 1)  
2009 Mark Sanchez, QB (Week 1, 2, 3)

## FEDEX GROUND NFL PLAYER OF THE WEEK

2009 Thomas Jones, RB (Week 6)

## AFC PLAYER OF THE WEEK

**2010**

Week 4 LaDainian Tomlinson (OFF)  
Week 5 Nick Folk (ST)  
Week 11 Mark Sanchez (DEF)  
Week 12 Brad Smith (ST)

**2009**

Week 1 David Harris (DEF)  
Week 3 Jason Trusnick (ST)  
Week 12 Darrelle Revis (DEF)  
Week 16 Brad Smith (ST)

**2008**

Week 4 Brett Favre (OFF)  
Week 9 Kris Jenkins (DEF)  
Week 11 Leon Washington (ST)

**2007**

Week 11 Shaun Ellis (DEF)

**2006**

Week 1 Chad Pennington (OFF)  
Week 3 Kerry Rhodes (DEF)  
Week 10 Dewayne Robertson (DEF)

**2005**

Week 5 Dewayne Robertson (DEF)

**2004**

Week 1 Curtis Martin (OFF)  
Week 5 John Abraham (DEF)  
Week 15 Eric Barton (DEF)  
Wild Card Doug Brien (Special Teams)

**2003**

Week 6 Jason Ferguson (DEF)  
Week 10 Doug Brien (ST)

**2002**

Week 1 Chad Morton (ST)  
Week 9 Santana Moss (ST)  
Week 11 Chad Pennington (OFF)  
Week 16 Chad Pennington (OFF)  
Week 17 Chad Pennington (OFF)

**2001**

Week 5 Marvin Jones (DEF)  
Week 7 Tom Tupa (ST)  
Week 8 John Abraham (DEF)  
Week 15 Vinny Testaverde (OFF)  
Week 17 John Hall (ST)

**2000**

Week 7 Mo Lewis (DEF)  
Week 8 Vinny Testaverde (Prime Time IV)  
Week 14 Bryan Cox (DEF)

**1999**

Week 10 Marcus Coleman (DEF)  
Week 17 John Hall (ST)

**1998**

Week 7 Vinny Testaverde (OFF)  
Week 8 Mo Lewis (DEF)  
Week 11 Aaron Glenn (ST)  
Week 15 Bryan Cox (DEF)  
Week 17 Anthony Pleasant (DEF)

**1997**

Week 1 John Hall (ST)  
Week 4 Corwin Brown (ST)  
Week 12 Otis Smith (DEF)  
Week 13 Leon Washington (ST)

**1996**

Week 7 Nick Lowery (ST)

**1995**

Week 13 Chad Cascadden (ST)

**1994**

Week 6 Nick Lowery (ST)  
Week 7 Brian Washington (DEF)  
Week 10 Mo Lewis (DEF)  
Week 12 Marcus Turner (DEF)

**1993**

Week 2 Boomer Esiason (OFF)  
Week 10 Kurt Barber (ST)

**1992**

Week 9 Ken O'Brien (OFF)

**1991**

Week 10 Jeff Lageman (DEF)

**1990**

Week 8 Al Toon (OFF)

**1989**

Week 9 Ken O'Brien (OFF)

**1988**

Week 3 Bobby Humphery (DEF)  
Week 16 Marty Lyons (DEF)

**1987**

Week 10 Freeman McNeil (OFF)

**1986**

Week 1 Ken O'Brien (OFF)  
Week 3 Ken O'Brien (OFF)  
Week 3 Wesley Walker (OFF)  
Week 6 Johnny Hector (OFF)  
Week 9 Ken O'Brien (OFF)

**1985**

Week 3 Lance Mehl (DEF)  
Week 6 Freeman McNeil (OFF)  
Week 11 Ken O'Brien (OFF)  
Week 16 Mark Gastineau (DEF)

# HONORS AND AWARDS

## CURTIS MARTIN TEAM MVP AWARD

In a halftime ceremony on Nov. 18, 2007, Jets owner Woody Johnson announced that the annual Jets MVP Award would be renamed the Curtis Martin Jets Team MVP Award in honor of the four-time Jets MVP.

### CURTIS MARTIN'S CAREER

- Finished his career as the National Football League's fourth all-time leading rusher with 14,101 yards.
- Third All-time in NFL history with 3,518 carries, trailing only Emmitt Smith (4,409) and Walter Payton (3,838).
- Joined Barry Sanders as the only running backs in NFL history to begin their careers with 10 consecutive 1,000-yard rushing seasons.
- Tied for 19th all-time with Franco Harris with 100 career touchdowns (90 rushing).
- Jets all-time leading rusher with 10,302 yards on a record 2,560 carries for a 4.0 average.
- Earned the 2004 rushing title with 1,697 yards, bettering Shaun Alexander by a single yard.
- Rushed for over 100 yards 43 times with the Jets and 56 times in his career.
- Was named to the Pro Bowl four times: 1995, 1998, 2001 and 2004.
- Rushed for a career high 203 yards vs. IND, 12/3/00.
- Scored three touchdowns in a game twice: vs. MIA, 10/15/00 and vs. KC 11/11/01.
- Named Jets Team MVP a record four times (1999, 2000, 2001, 2004). Jets owner Woody Johnson announced that the award was renamed the Curtis Martin Jets Team MVP Award in his honor at a ceremony in his honor, 11/18/07.
- Ranks seventh all-time in the Jets' record books for career receptions (367) and seventh on the Club's all-time scoring list with 380 points (63 touchdowns and one two-point conversion).
- Ranks seventh all-time in the NFL with 17,430 total yards from scrimmage during the regular season throughout his career on 4,002 touches, seventh all-time
- Owns seven of the Jets' top 10 single-season rushing marks, including the top three spots and five of the top six spots, and established a team-record 1,697 yards in 2004 via a team-record 371 rushing attempts.
- Threw two touchdown passes in his career, both 18 -yarders to WR Wayne Chrebet (at TB in 2000 and at PIT in 2001) to solidify his career passer rating at a perfect 158.3.
- 2010 Pro Football Hall of Fame finalist.

### CURTIS MARTIN'S CAREER STATISTICS

Year	Tm	GP	GS	Rushing					TD	No	Receiving			
				Att	Yds	Avg	Lg	Yds			Avg	Lg	TD	
1995	NE	16	15	368	1,487	4.0	49	14	30	261	8.7	27	1	
1996	NE	16	15	316	1,152	3.6	57	14	46	333	7.2	41	3	
1997	NE	13	13	274	1,160	4.2	70	4	41	296	7.2	22	1	
1998	NYJ	15	15	369	1,287	3.5	60	8	43	365	8.5	23	1	
1999	NYJ	16	16	367	1,464	4.0	50	5	45	259	5.8	34	0	
2000	NYJ	16	16	316	1,204	3.8	55	9	70	508	7.3	31	2	
2001	NYJ	16	16	333	1,513	4.5	47	10	53	320	6.0	27	0	
2002	NYJ	16	16	261	1,094	4.2	35	7	49	362	7.4	28	0	
2003	NYJ	16	16	323	1,308	4.0	56	2	42	262	6.2	29	0	
2004	NYJ	16	16	371	1,697	4.6	25t	12	41	245	6.0	22	2	
2005	NYJ	12	12	220	735	3.3	49	5	24	118	4.9	14	0	
CAREER		168	166	3,518	14,101	4.0	70	90	484	3,329	6.9	41	10	
JETS		123	123	2,560	10,302	4.0	60t	58	367	2,439	6.6	34	5	

#### Additional Statistics

**Passing:** 2-2, 36 yards, 2 TD, 158.3 rating. Fumbles/fumbles lost: 29/16. **Fumble recoveries:** 14. Miscellaneous tackles: 14.

### ANNUAL WINNERS

1961	Bill Mathis, Running Back	1978	Wesley Walker, Wide Receiver	1995	Marvin Jones, Linebacker
1962	Dick Christy, Running Back	1979	Marvin Powell, Tackle	1996	Adrian Murrell, Running Back
1963	Bake Turner, Wide Receiver	1980	Bruce Harper, RB/KR/PR	1997	Mo Lewis, Linebacker
1964	Dainard Paulson, Safety	1981	Richard Todd, Quarterback	1998	Vinny Testaverde, Quarterback
1965	Matt Snell, Fullback	1982	Freeman McNeil, Running Back	1999	Curtis Martin, Running Back
1966	George Sauer, Wide Receiver	1983	Lance Mehl, Linebacker	2000	Curtis Martin, Running Back
1967	Don Maynard, Wide Receiver	1984	Freeman McNeil, Running Back	2001	Curtis Martin, Running Back
1968	Joe Namath, Quarterback	1985	Ken O'Brien, Quarterback	2002	Chad Pennington, Quarterback
1969	Joe Namath, Quarterback	1986	Al Toon, Wide Receiver	2003	Santana Moss, Wide Receiver
1970	John Elliott, Defensive Tackle	1987	Al Toon, Wide Receiver	2004	Curtis Martin, Running Back
1971	Larry Grantham, Linebacker	1988	Al Toon, Wide Receiver	2005	Jonathan Vilma, Linebacker
1972	John Riggins, Fullback	1989	JoJo Townsell, WR/KR/PR	2006	Laveranues Coles, WR
1973	Emerson Boozer, Fullback	1990	Pat Leahy, Kicker	2007	Leon Washington, RB/KR
1974	Joe Namath, Quarterback	1991	Chris Burkett, Wide Receiver	2008	Thomas Jones, RB
1975	John Riggins, Fullback	1992	Brian Washington, Strong Safety	2009	Darrelle Revis, CB
1976	Clark Gaines, Fullback	1993	Johnny Johnson, Running Back	2010	David Harris, LB
1977	Randy Rasmussen, Guard	1994	Mo Lewis, Linebacker		

# ALL-TIME ALPHABETICAL ROSTER

## A

Player	GP/GS	Pos	Years	College
Abraham, Donnie	40/34	CB	2002-04	E. Tennessee State
Abraham, John	73/64	DE	2000-05	South Carolina
Abramowitz, Sid	1/-	T	1985	Tulsa
Abruzzese, Ray	26/-	DB	1965-66	Alabama
Adamle, Mike	26/7	RB	1973-74	Northwestern
Adkins, Margene	13/4	WR	1973	Hutchinson JC
Aguiar, Louie	48/0	P-K	1991-93	Utah State
Ainge, Erik	0/0	QB	2008-09	Tennessee
Alexander, Dan	192/182	G	1977-89	Louisiana State
Alexander, Dave	7/7	C	1996	Tulsa
Alexander, Rogers	1/-	LB	1986	Penn State
Alford, Darnell	2/0	G	2002	Boston College
Alford, Lynwood	1/-	LB	1987	Syracuse
Alipate, Tuineau	8/0	LB	1994	Washington
Allard, Don	1/-	QB	1961	Boston College
Allegre, Raul	1/0	K	1991	Texas
Alvers, Steve	3/-	TE-C	1982	Miami (FL)
Ames, Dave	5/-	HB	1961	Richmond
Anderson, Maurice	0/0	DT	2000	Virginia
Anderson, Richie	134/76	RB	1993-02	Penn State
Anderson, Stevie	10/0	WR	1993-94	Grambling
Apple, Jim	3/-	HB	1961	Upsala
Arthur, Gary	21/0	TE	1970-71	Miami (OH)
Askew, B.J.	55/6	FB	2003-06	Michigan
Atkins, Bill	9/0	DB	1962-63	Auburn
Atkinson, Al	120/0	LB	1965-74	Villanova
Atwater, Steve	12/11	FS	1999	Arkansas
Augustyniak, Mike	27/18	FB	1981-83	Purdue
Austin, Darrell	45/18	G-C	1975-78	South Carolina
Austin, Raymond	16/0	DB	1997	Tennessee
Avellini, Bob	0/0	QB	1984	Maryland

## B

Bailey, Henry	8/0	WR-KR	1996	UNLV
Bailey, Jim	14/5	DT	1975	Kansas
Bain, Bill	4/-	T	1986	Southern Cal
Baird, Bill	98/-	DB	1963-69	San Francisco State
Baker, Chris	99/51	TE	2002-08	Michigan State
Baker, Larry	2/-	T	1960	Bowling Green
Baker, Ralph	142/-	LB	1964-74	Penn State
Baldwin, Don	8/0	DE	1987	Purdue
Baldwin, Tom	64/10	DT	1984-88	Tulsa
Ball, Dave	13/0	DE	2005-06	UCLA
Ball, David	0/0	WR	2007	New Hampshire
Banker, Ted	59/34	G-T	1984-88	SE Missouri State
Banta, Bradford	16/0	TE	2000	Southern Cal
Barber, Kurt	50/0	LB-DE	1992-95	Southern Cal
Barber, Marion	85/11	RB	1982-88	Minnesota
Barkum, Jerome	158/136	WR-TE	1972-83	Jackson State
Barlow, Kevan	12/3	RB	2006	Pittsburgh
Barndt, Tom	6/1	DT	2001	Pittsburgh
Barnes, Darian	5/3	FB	2007	Hampton
Barnes, Ernie	5/-	T	1960	N. Carolina College
Barrett, David	69/37	CB	2004-08	Arkansas
Barton, Eric	68/65	LB	2004-08	Maryland

Barzilauskas, Carl	49/-	DT	1974-77	Indiana
Bates, Michael	8/0	RB-KR	2003	Arizona
Bates, Ted	8/-	LB	1963	Oregon State
Battle, Mike	28/0	DB	1969-70	Southern Cal
Batton, Bobby	8/0	RB	1980	UNLV
Baxter, Brad	94/73	FB	1989-95	Alabama State
Baxter, Fred	102/33	TE	1993-00	Auburn
Bayless, Tom	2/0	G	1970	Purdue
Beach, Sanjay	1/0	WR	1989	Colorado State
Beasley, Aaron	31/31	CB	2002-03	West Virginia
Beavers, Aubrey	7/0	LB	1996	Oklahoma
Becht, Anthony	78/73	TE	2000-04	West Virginia
Bell, Bobby	15/2	LB	1984	Missouri
Bell, Ed	14/-	DB	1960	Pennsylvania
Bell, Ed	81/-	WR	1970-75	Idaho State
Bell, Geno	-/-	DT	1998	Arkansas
Bell, Kevin	9/0	WR	1978	Lamar
Bender, Jacob	2/0	OL	2007-	Nicholls State
Benfatti, Lou	19/0	DT	1994-96	Penn State
Bennett, Barry	81/55	DE-DT	1982-88	Concordia (MN)
Bennett, Woody	25/0	RB	1979-80	Miami (FL)
Benson, Troy	58/43	LB	1986-89	Pittsburgh
Bernhardt, Roger	14/1	G	1974	Kansas
Bernich, Ken	5/0	LB	1975	Auburn
Bernstein, Alex	0/0	G	1998	Amherst
Bethea, Adam	-/-	DE	1987	Wichita State
Beverly, Randy	40/-	CB	1967-69	Colorado State
Biggs, Verlon	80/-	DE	1965-70	Jackson State
Bingham, Guy	125/33	C-G-T	1980-88	Montana
Bjorklund, Hank	30/0	RB	1972-74	Princeton
Blake, Jeff	3/0	QB	1992-93	East Carolina
Blanchard, Cary	27/0	K	1992-93	Oklahoma State
Blanton, Ed	0/0	T	2006	UCLA
Blaylock, Derrick	11/3	RB	2005-06	Stephen F. Austin
Bleamer, Jeff	8/-	T	1977	Penn State
Bligen, Dennis	20/4	RB	1984-87	St. John's
Blinka, Stan	72/58	LB	1979-83	Sam Houston State
Boatswain, Harry	16/4	G-T	1996	New Haven
Bob, Adam	5/-	LB	1989	Texas A&M
Bobo, Hubert	28/-	LB	1961-62	Ohio State
Bock, John	10/7	C	1995	Indiana State
Bohling, Dewey	19/-	HB	1960-61	Hardin-Simmons
Bollinger, Brooks	12/9	QB	2003-05	Wisconsin
Bookman, John	8/-	DB	1961	Miami (FL)
Boose, Dorian	33/0	DE	1998-00	Washington State
Booty, John	38/2	DB	1988-90	Texas Christian
Boozer, Emerson	118/-	RB	1966-75	Maryland State
Bowens, David	32/7	LB	2007-08	Western Illinois
Boyer, Mark	43/42	TE	1990-92	Southern Cal
Brady, Kyle	63/57	TE	1995-98	Penn State
Brannan, Solomon	12/0	DB	1967	Morris Brown
Brien, Doug	32/0	K	2003-04	California
Briggs, Walter	1/0	QB	1987	Montclair State
Brim, Mike	32/28	CB	1991-92	Virginia Union
Brisby, Vincent	3/1	WR	2000	NE Louisiana
Brister, Bubby	9/4	QB	1995	NE Louisiana
Brister, Willie	24/3	TE	1974-75	Southern

# ALL-TIME ALPHABETICAL ROSTER

Brock, Matt	32/31	DT	1995-96	Oregon	Carter, Russell	40/35	DB	1984-87	SMU
Brooks, Bob	14/-	HB	1961	Ohio	Carter, Tyrone	16/10	S	2003	Minnesota
Brooks, Clifford	1/-	S	1976	Tennessee State	Cascadden, Chad	60/12	LB	1995-98	Wisconsin
Brophy, Jay	3/3	LB	1987	Miami (FL)	Casillas, Tony	23/16	DT	1994-95	Oklahoma
Brown, A.B.	33/1	RB	1989-92	West Virginia	Caster, Richard	107/89	TE-WR	1970-77	Jackson State
Brown, Chris	1/-	T	1987	Lamar	Cavka, Marko	0/0	T	2004	Sacramento State
Brown, Corwin	32-1	CB	1997-98	Michigan	Caylor, Drew	0/0	C	2004	Stanford
Brown, James	44/19	T	1993-95	Virginia State	Ceaser, Curtis	4/0	WR	1995	Grambling
Brown, Kareem	1/0	DL-TE	2007-08	Miami (FL)	Cecere, Mike	0/0	DE	2001	Delaware
Brown, Lance	0/0	CB	1996	Indiana	Celestin, Oliver	20/0	DB	2004-05	Texas Southern
Brown, Mark	28/17	LB	2003-05	Auburn	Chaffey, Pat	17/0	RB	1992-93	Oregon State
Brown, Patrick	0/0	T	2010	Central Florida	Chalenski, Mike	15/7	DE-DT	1996	UCLA
Brown, Preston	16/1	WR	1983	Vanderbilt	Chatham, Matt	25/0	LB	2006-07	South Dakota
Browne, Gordie	23/-	T	1974-75	Boston College	Chatman, Jesse	3/0	RB	2008	E. Washington
Browning, Charlie	1/0	HB	1965	Washington	Chickillo, Tony	2/1	DE	1987	Miami (FL)
Bruckner, Nick	32/0	WR	1983-85	Syracuse	Chirico, John	3/1	RB	1987	Columbia
Brunell, Mark	2/0	QB	2010-	Washington	Chlebek, Ed	2/-	QB	1963	W. Michigan
Bryant, Roderick	13/0	CB	2004	Idaho	Chomyszak, Steve	2/0	DT	1966	Syracuse
Buckey, Don	4/0	WR	1976	N. Carolina State	Chrebet, Wayne	152/104	WR	1995-05	Hofstra
Buckley, Terrell	16/0	CB	2004	Florida State	Christy, Dick	39/-	HB-KR	1961-63	N. Carolina State
Budrewicz, Tom	2/-	G	1961	Brown	Christy, Earl	30/0	DB-KR	1966-68	Maryland State
Bundren, Jim	0/0	OL	1998	Clemson	Clarke, Adrien	14/14	G	2007	Ohio State
Burger, Todd	16/16	G	1998	Penn State	Clemens, Kellen	25/9	QB	2006-	Oregon
Burgess, Fernanza	11/0	S	1984	Morris Brown	Clement, Anthony	32/32	OT	2006-07	Louisiana-Lafayette
Burke, Joe	2/0	RB	1987	Rutgers	Clements, Chuck	1/0	QB	1997	Houston
Burke, John	7/1	TE	1997	Virginia Tech	Clifton, Kyle	204/149	LB	1984-96	Texas Christian
Burkett, Chris	76/32	WR	1989-93	Jackson State	Clowney, David	18/4	WR	2007-	Virginia Tech
Burns, Bob	14/2	RB	1974	Georgia	Cobb, Reggie	15/0	RB	1996	Tennessee
Burns, Lamont	4/3	G-C	1997	East Carolina	Cockrell, Gene	42/-	T	1960-62	Hardin-Simmons
Burton, Al	-/-	DE	1977	Bethune-Cookman	Cofield, Timmy	6/2	LB	1989	Elizabeth City State
Burton, Leon	14/-	HB	1960	Arizona State	Cole, Marquice	23/1	CB	2009-	Northwestern
Burton, Shane	31/29	DE-DT	2000-01	Tennessee	Cole, Robin	16/4	LB	1988	New Mexico
Butler, Bob	1/-	G	1963	Kentucky	Coleman, Drew	67/9	CB	2006-	TCU
Butler, Terry	1/0	RB	2005	Villanova	Coleman, Erik	63/50	S	2004-07	Washington State
Buttle, Greg	110/107	LB	1976-84	Penn State	Coleman, Kenyon	32/29	DE	2007-08	UCLA
Byars, Keith	13/9	FB	1998	Ohio State	Coleman, Keo	6/0	LB	1992	Mississippi State
Byrd, Dennis	57/40	DT-DE	1989-92	Tulsa	Coleman, Marcus	91/48	CB	1996-01	Texas Tech
<b>C</b>					Coles, Laveranues	105/90	WR	2000-02, '05-08	Florida State
Cadigan, Dave	69/51	G-T	1988-93	Southern Cal	Collins, Trent	3/3	S	1987	San Diego State
Cadrez, Glenn	49/0	LB	1992-95	Houston	Conner, John	16/-	FB	2010-	Kentucky
Callahan, Dan	9/-	G	1960-61	Akron	Conrad, J.R.	12/1	C-T-G	1997	Oklahoma
Cambal, Dennis	9/0	TE	1973	William & Mary	Conway, Brett	1/0	K	2000	Penn State
Campbell, Ken	1/-	WR	1960	W. Chester State	Conway, Curtis	16/15	WR	2003	Southern Cal
Campbell, Khary	13/0	LB	2002-03	Bowling Green	Cook, Emanuel	4/-	S	2010-	South Carolina
Canley, Sheldon	1/0	RB	1992	San Jose State	Cooke, Ed	48/-	DE	1960-63	Maryland
Capria, Carl	1/0	S	1975	Purdue	Coombs, Tom	15/1	TE	1982	Idaho
Carpenter, Rob	35/0	WR-KR	1992-94	Syracuse	Cooper, Thurlow	41/-	TE	1960-62	Maine
Carpenter, Ron	15/4	S-KR	1995-96	Miami (OH)	Cornelson, Martin	3/-	C	1987	N. Carolina State
Carpenter, Steve	3/-	S	1980	Western Illinois	Corvino, Anthony	2/-	G-T	1987	S. Connecticut
Carrell, Duane	16/0	P	1976-77	Florida State	Coss, Eric	3/3	G-C	1987	Temple
Carroll, Ahmad	22/0	DB	2008-09	Arkansas	Cotchery, Jerricho	103/65	WR	2004-	N. Carolina State
Carroll, Jim	6/-	LB	1969	Notre Dame	Cowart, Sam	40/33	LB	2002-04	Florida State
Carson, Kern	10/0	HB	1965	San Diego State	Cox, Bryan	43/36	LB	1998-00	W. Illinois
Carter, Dexter	10/0	RB-KR	1995	Florida State	Crable, Bob	46/33	LB	1982-87	Notre Dame
Carter, Gerald	3/-	WR	1980	Texas A&M	Crane, Paul	88/-	LB	1966-72	Alabama
Carter, Jonathan	22/1	WR	2002-04	Troy State	Criswell, Jeff	108/104	T	1988-94	Graceland (IA)
Carter, Quincy	7/3	QB	2004	Georgia	Cromartie, Antonio	15/15	CB	2010-	Florida State

# ALL-TIME ALPHABETICAL ROSTER

Crosby, Ron	69/20	LB	1979-83	Penn State
Crutchfield, Buddy	4/-	CB	1999	N. Carolina Central
Crutchfield, Dwayne	17/9	FB	1982-83	Iowa State
Cumberland, Jeff	1/-	TE	2010-	Illinois
Cummings, Ed	11/-	LB	1964	Stanford
Cummings, Kenwin	2/-	LB	2008-10	Wingate
Cunningham, Eric	17/0	G	1979-80	Penn State
Curtis, Travis	14/3	S	1990	West Virginia

## D

D'Agostino, Frank	2/-	G	1960	Auburn
D'Agostino, Lou	9/0	RB	1996	Rhode Island
D'Amato, Mike	13/0	DB	1968	Hofstra
Dailey, Casey	6/0	LB	1999	Northwestern
Darby, Paul	23/0	WR	1979-80	SW Texas State
Darling, James	32/0	LB	2001-02	Washington State
Davidson, Chy	4/-	WR	1984-85	Rhode Island
Davis, Bob	28/8	QB	1970-72	Virginia
Davis, Chris	2/0	WR	2007-	Wake Forest
Davis, Darrell	28/-	DE	1990-91	Texas Christian
Davis, Jerry	6/-	DB	1975	Morris Brown
Davis, Steve	26/1	RB	1975-76	Delaware State
Davis, Tyrone	6/0	TE-WR	1995-96	Virginia
Davison, Andrew	6/0	CB	2002	Kansas
Dawkins, Dale	36/0	WR	1990-93	Miami (FL)
Day, Terry	1/0	DE	1997	Mississippi State
Dearth, James	144/0	TE-LS	2001-09	Tarleton State
DeFelice, Nick	17/-	T	1965-66	S. Connecticut
DeLoach, Ralph	1/-	DE	1981	California
DeLuca, Sam	39/-	G	1964-66	South Carolina
Demory, Bill	7/3	QB	1973	Arizona
Dennis, Mike	4/2	CB	1984	Wyoming
Dennison, Glenn	16/9	TE	1984	Miami (FL)
Denson, Keith	2/-	WR-KR	1976	San Diego State
DeOssie, Steve	7/0	LB	1993	Boston College
DeVito, Mike	54/12	DE	2007-	Maine
Dierking, Scott	102/50	RB	1977-83	Purdue
Diggs, Shelton	7/0	WR	1977	Southern Cal
Dixon, Cal	55/12	C	1992-95	Florida
Dixon, Marcus	3/1	DL	2010-	Hampton
Dixon, Ronnie	5/3	DT	1997	Cincinnati
Dixon, Titus	3/0	WR-KR	1989	Troy State
Dockery, John	45/17	CB-WR	1968-71	Harvard
Dombrowski, Leon	1/-	G	1960	Delaware
Domres, Marty	12/2	QB	1977	Columbia
Donnahoo, Roger	14/-	DB	1960	Michigan State
Dorow, Al	28/27	QB	1960-61	Michigan State
Douglas, Hugh	40/28	DE	1995-97	Central State (OH)
Douglas, Marques	16/12	DE	2009	Howard
Dreessen, Joel	14/0	TE	2005	Colorado State
Dressel, Chris	38/10	TE	1989-91	Stanford
Ducasas, Vladimir	2/-	G	2010-	Massachusetts
Ducksworth, Robert	2/-	DB	1986	S. Mississippi
Dudek, Mitch	14/-	G	1966	Xavier
Duffy, Roger	123/70	C-G	1990-97	Penn State
Dukes, Mike	3/-	LB	1965	Clemson
Dunn, Damon	1/0	WR	2000	Stanford
Dunn, K.D.	16/3	TE	1988-89	Clemson

Dupre, Chuck	14/-	DB	1960	Baylor
Dwight, Tim	9/2	WR-PR	2006	Iowa
Dykes, Donald	46/27	CB	1979-81	SE Louisiana
Dykes, Sean	6/2	CB	1987	Bowling Green
Dyson, Andre	24/15	CB	2006-07	Utah

## E

Earley, Jim	2/0	FB	1978	Michigan State
Early, Quinn	16/3	WR	1999	Iowa
Eason, Tony	18/2	QB	1989-90	Illinois
Eatman, Irv	28/28	T	1991-92	UCLA
Ebersole, John	108/61	LB	1970-77	Penn State
Elam, Abram	29/17	S	2007-08	Kent State
Edwards, Braylon	28/26	WR	2009-	Michigan
Elam, Onzy	9/0	LB	1987-88	Tennessee State
Elder, Donnie	10/0	CB	1985	Memphis State
Eliopulos, Jim	27/-	LB	1983-85	Wyoming
Elliott, John (Jumbo)	87/58	T	1996-2000, '02	Michigan
Elliott, John	85/-	DT	1967-73	Texas
Ellis, Kwame	8/0	CB	1996	Stanford
Ellis, Roger	43/-	C	1960-62	Maine
Ellis, Shaun	172/157	DE	2000-10	Tennessee
Enzor, Jamar	1/0	LB	2005	Cincinnati
Epps, Phillip	10/-	WR	1989	Texas Christian
Esiason, Boomer	43/42	QB	1993-95	Maryland
Evans, Donald	20/20	DT	1994-95	Winston-Salem State
Evans, Jim	21/-	WR	1964	Texas Western
Evans, Josh	23/16	DT	2002-04	Ala.-Birmingham

## F

Faaola, Nu	42/0	FB	1986-88	Hawaii
Fabini, Jason	114/114	T	1998-05	Cincinnati
Fagan, Julian	14/0	P	1973	Mississippi
Faneca, Alan	32/32	G	2008-09	Louisiana State
Farasopoulos, Chris	36/25	S-KR	1971-73	Brigham Young
Farmer, Robert	130	RB	1999	Notre Dame
Farmer, Roger	4/0	WR	1979	Baker (KS)
Farrior, James	76/43	LB	1997-01	Virginia
Faulkner, Jeff	4/0	DT	1996	Southern
Faurot, Ron	20/13	DE-LB	1984-85	Arkansas
Favre, Brett	16/16	QB	2008	Southern Mississippi
Feely, Jay	16/0	K	2008-09	Michigan
Felt, Dick	28/-	DB	1960-61	Brigham Young
Ferguson, Bill	24/5	LB	1973-74	San Diego State
Ferguson, D'Brickshaw	80/80	T	2006-	Virginia
Ferguson, Jason	101/84	DT	1997-04	Georgia
Ferguson, Nick	39/1	S	2000-02	Georgia Tech
Ficca, Dan	56/-	G	1963-66	Southern Cal
Fiedler, Jay	2/0	QB	2005	Dartmouth
Fields, Jerry	19/-	LB	1961-62	Ohio State
Fields, Joe	173/154	C	1975-87	Widener
Finkes, Matt	8/0	LB	1997	Ohio State
Finnie, Roger	38/-	T-DT	1969-72	Florida A&M
Fiore, Dave	0/0	G	1996	Hofstra
Fishback, Joe	5/0	DB	1992	Carson-Newman
Flick, Tom	0/0	QB	1987	Washington
Flowers, Charlie	4/-	RB	1962	Mississippi
Flowers, Larry	6/0	S	1985	Texas Tech

# ALL-TIME ALPHABETICAL ROSTER

Floyd, George	15/2	DB	1982-84	E. Kentucky	Green, Eric	10/7	TE	1999	Liberty
Flynn, Don	7/-	HB	1961	Houston	Green, Howard	14/0	DT	2009-10	Louisiana State
Foley, Dave	29/-	T	1969-71	Ohio State	Green, John	12/8	QB	1962-63	Tenn.-Chattanooga
Foley, Glenn	18/8	QB	1994-98	Boston College	Green, Ray	8/0	CB	2003	South Carolina
Folk, Nick	16/-	K	2010-	Arizona	Green, Victor	139/108	SS	1993-01	Akron
Fontes, Wayne	9/-	DB	1962	Michigan State	Greene, Shonn	29/2	RB	2009-	Iowa
Foster, Derrick	3/-	RB	1987	William Paterson	Greenwood, Carl	24/2	CB	1995-96	UCLA
Foster, Jerome	5/0	DE	1986-87	Ohio State	Gregory, Ken	14/-	WR	1963	Whittier
Fournet, Sid	28/-	G	1962-63	Louisiana State	Gresham, Bob	21/-	RB	1975-76	West Virginia
Fowler, Bob	1/-	FB	1962	Tennessee-Martin	Griggs, Billy	64/16	TE	1985-89	Virginia
Fowler, Ryan	8/0	LB	2009	Duke	Grossart, Kyle	-/-	QB	1981	Oregon State
Franks, Bubba	8/4	TE	2008	Miami (FL)	Grosscup, Lee	8/-	QB	1962	Utah
Franks, Elvis	3/-	DE	1986	Morgan State	Gucciardo, Pat	1/-	DB	1966	Kent State
Frase, Paul	96/44	DE-DT	1988-94	Syracuse	Guesman, Dick	45/-	DT-K	1960-63	West Virginia
Frost, Scott	43/1	S	1998-00	Nebraska	Guilbeau, Rusty	56/13	LB-DE	1982-86	McNeese State
Furey, James	9/-	DB	1961	Kansas State	Gunn, Mark	45/13	DE	1991-94, 1996	Pittsburgh
					Gunter, Greg	4/0	C	1985	C.W. Post

## G

Gaffney, Derrick	100/68	WR	1978-84, 1987	Florida
Gaines, Clark	65/35	FB	1976-80	Wake Forest
Galbreath, Harry	15/8	G	1996	Tennessee
Galigher, Ed	60/-	DT-DE	1972-76	UCLA
Gallery, Nick	1/0	P	1998	Iowa
Galvin, John	41/0	LB	1988, 1990-91	Boston College
Gantt, Greg	28/0	P	1974-75	Alabama
Garalczyk, Mark	7/-	DE	1988	W. Michigan
Garbarczyk, Tony	2/-	DE	1987	Wake Forest
Gardner, Barry	16/1	LB	2005	Northwestern
Garnes, Sam	32/32	SS	2002-03	Cincinnati
Garrett, Carl	13/0	RB	1975	New Mexico Highlands
Gastineau, Mark	137/107	DE	1979-88	E. Central (OK)
Geier, Mitch	-/-	G-T	1987	Troy State
Gholston, Vernon	45/5	LB	2008-	Ohio State
Giammona, Louie	14/3	RB-KR	1976	Utah State
Gilbert, Jarron	1/-	DL	2010-	San Jose State
Gisler, Mike	32/0	C-G	1998-99	Houston
Glenn, Aaron	121/20	CB	1994-01	Texas A&M
Glenn, Howard	4/-	G	1960	Linfield
Glenn, Jason	55/1	LB	2001-04	Texas A&M
Glenn, Kerry	39/9	CB	1985-89	Minnesota
Goddard, Na'Shan	0/0	OL	2006	South Carolina
Godfrey, Chris	6/0	DT	1980	Michigan
Goodspeed, Dan	0/0	OL	2001	Kent State
Goodwin, Jonathan	58/13	G	2002-05	Michigan
Gordon, Alex	41/40	LB	1987-89	Cincinnati
Gordon, Cornell	54/-	CB	1965-69	N. Carolina A&T
Gordon, Dwayne	63/17	LB	1997-00	New Hampshire
Gowin, Toby	16/0	P	2004	North Texas
Gragg, Scott	16/7	T	2005	Montana
Graham, Ben	51/0	P	2005-08	Deakin (Australia)
Graham, Don	-/-	LB	1988	Penn State
Graham, Jeff	27/25	WR	1996-97	Ohio State
Graham, Scottie	2/0	RB	1992	Ohio State
Grant, Reggie	14/0	DB	1978	Oregon
Grantham, Larry	175/-	LB	1960-72	Mississippi
Gray, Jim	6/-	DB	1966	Toledo
Gray, Moses	5/-	T	1961-62	Indiana
Green, Cornell	0/0	T	2000-01	Central Florida

## H

Hagood, Jay	2/0	T	1997	Virginia Tech
Haight, Mike	56/43	G-T	1986-91	Iowa
Hall, Galen	13/-	QB	1963	Penn State
Hall, John	95/0	K	1997-02	Wisconsin
Hamilton, Bobby	70/13	DE	1996-99, 2006	S. Mississippi
Hamilton, Harry	46/34	S	1984-87	Penn State
Hamilton, Lawrence	0/0	WR	2003	Stephen F. Austin
Hamilton, Rick	15/4	LB	1996	Central Florida
Hammond, Steve	2/-	LB	1988	Wake Forest
Hansen, Brian	70/0	P	1994-98	Sioux Falls
Hansen, Carl	5/0	DT	1998	Stanford
Hardee, Billy	14/9	CB	1977	Virginia Tech
Harkey, Steve	25/-	RB	1971-72	Georgia Tech
Harmon, Mike	9/-	WR	1983	Mississippi
Harper, Alan	11/0	DT	2002-04	Fresno State
Harper, Bruce	99/12	RB-KR	1977-84	Kutztown State
Harper, Michael	35/6	WR-KR	1986-89	Southern Cal
Harrell, Rick	4/0	C	1973	Clemson
Harris, David	59/52	LB	2007-	Michigan
Harris, Jim	42/-	DT	1965-67	Utah State
Hart, Pete	14/-	FB	1960	Hardin-Simmons
Hartsock, Ben	32/13	TE	2009-	Ohio State
Haselrig, Carlton	11/11	G	1995	Pitt-Johnstown
Haselrig, Clint	5/-	WR	1976	Michigan
Haslett, Jim	3/2	LB	1987	Indiana (PA)
Hasty, James	111/111	CB	1988-94	Washington State
Hatchette, Matthew	11/0	WR	2001	Langston
Hayes, Chris	78/9	S	1997-01	Washington State
Hayes, Melvin	4/0	T	1995-96	Mississippi State
Hayes, Ray	6/0	DT	1968	Toledo
Hayes, Windrell	9/0	WR	2000	Southern Cal
Haynes, Abner	3/-	HB	1967	N. Texas State
Heath, Jo Jo	2/-	DB	1987	Pittsburgh
Hector, Johnny	126/36	RB	1983-92	Texas A&M
Heeter, Gene	25/-	TE	1963-65	West Virginia
Henderson, Jamie	32/0	CB	2001-04	Georgia
Henderson, Jerome	29/23	DB	1997-98	Clemson
Henke, Karl	6/-	DE	1968	Tulsa
Hennessy, John	46/18	DE-LB	1977-79	Michigan

# ALL-TIME ALPHABETICAL ROSTER

Hennigan, Mike	38/14	LB	1976-78	Tennessee Tech	Jenkins, Kris	23/23	DT	2008-10	Maryland
Henry, Marcus	0/0	WR	2008-	Kansas	Jennings, Dave	44/0	P	1985-87	St. Lawrence
Herman, Dave	128/-	G	1964-73	Michigan State	Jerome, Jim	-/-	LB	1977	Syracuse
Herndon, Don	8/-	DB	1960	Tampa	Joachim, Steve	1/0	QB	1976	Temple
Hicks, Clifford	26/0	CB-KR	1993-94	Oregon	Joe, Billy	22/-	FB	1967-68	Villanova
Hicks, Eric	11/0	DE	2007	Maryland	Johnson, Albert	1/0	WR	2003	Southern Methodist
Hicks, W.K.	41/-	S	1970-72	Texas Southern	Johnson, Anthony	15/0	RB	1994	Notre Dame
Hill, Winston	195/-	T	1963-76	Texas Southern	Johnson, Darrien	8/0	DB	2005	Iowa
Hilton, Zach	0/0	TE	2006	North Carolina	Johnson, Jesse	45/5	DB	1980-83	Colorado
Hinton, Chuck	12/10	DT	1971	N. Carolina College	Johnson, Curley	110/-	P-RB	1961-69	Houston
Hobson, Victor	76/58	LB	2003-07	Michigan	Johnson, Johnny	31/23	RB	1993-94	San Jose State
Hodges, Reggie	12/0	P	2008	Ball State	Johnson, Kenneth	4/0	S	1990	Florida A&M
Hodgins, James	6/0	FB	2006	San Jose State	Johnson, Keyshawn	62/59	WR	1996-99	Southern Cal
Hoey, George	5/3	DB	1975	Michigan	Johnson, Leon	32/3	RB	1997-98,00	North Carolina
Hogan, Marc	3/3	CB	1987	Tennessee	Johnson, Malcolm	1/0	WR	2000	Notre Dame
Hollomon, Gus	39/-	S	1970-72	Houston	Johnson, Mario	14/0	DT	1992-93	Missouri
Hollowell, T.J.	2/0	LB	2005	Nebraska	Johnson, Olrick	3/0	LB	1999	Florida A&M
Holman, Scott	3/2	WR	1987	Oregon	Johnson, Pepper	24/24	LB	1997-98	Ohio State
Holmberg, Rob	9/0	LB	1998	Penn State	Johnson, Trevor	25/0	DE	2004-06	Nebraska
Holmes, Jerry	76/58	CB	1980-83, '86-87	West Virginia	Johnson, Troy	32/4	LB	1990-91	Oklahoma
Holmes, Santonio	14/12	WR	2010-	Pittsburgh	Johnston, Mark	8/-	DB	1964	Northwestern
Holtz, Gordy	14/-	DT	1964	Minnesota	Jolley, Doug	16/7	TE	2005	BYU
Hord, Roy	13/-	G	1963	Duke	Jones, Adrian	44/16	T	2004-07	Kansas
Houston, Bobby	93/75	LB	1991-96	N. Carolina State	Jones, Bobby	66/15	WR	1978-82	None
Houston, Cedric	20/5	RB	2005-06	Tennessee	Jones, Don	8/0	LB	1992-93	Washington
Howard, Carl	63/13	CB	1985-90	Rutgers	Jones, Gary	26/23	S	1995-96	Texas A&M
Howard, Eric	17/17	DT	1995-96	Washington State	Jones, Jermaine	1/0	CB	1999	Northwestern State
Howard, Harry	1/-	S	1976	Ohio State	Jones, Jimmie	17/-	DE	1969-70	Wichita State
Howell, Delles	34/20	CB	1973-75	Grambling	Jones, John (J.J.)	7/1	QB	1975	Fisk
Howfield, Bobby	49/0	K	1971-73	None	Jones, Johnny (Lam)	61/38	WR	1980-85	Texas
Hudock, Mike	78/-	C	1960-65	Miami (FL)	Jones, Ken	5/4	T	1987	Arkansas State
Hudson, Jim	54/-	S	1965-70	Texas	Jones, Marvin	142/129	LB	1993-03	Florida State
Hudson, John	64/0	C	1996-99	Auburn	Jones, Scott	3/-	T	1990	Washington
Humphery, Bobby	104/23	CB-KR	1984-89	New Mexico State	Jones, Thomas	48/44	RB	2007-09	Virginia
Humphrey, Tom	3/3	G	1987	Iowa	Jordan, LaMont	62/0	RB-KR	2001-04	Maryland
Hunter, Eddie	3/3	RB	1987	Virginia Tech	Joseph, Vance	13/6	CB	1995	Colorado
Hunter, Stan	3/-	WR	1987	Bowling Green	Julian, Fred	14/-	DB	1960-61	Michigan
Hunter, Wayne	14/5	T	2008-	Hawaii	<b>K</b>				
Husak, Todd	0/0	QB	2002	Stanford	Kalimer, Karl	-/-	TE	1962	Boston U.
Hynes, Paul	22/-	DB	1961-62	Louisiana Tech	Kapinos, Jeremy	1/0	P	2007	Penn State
<b>I</b>					Karczewski, Doug	0/0	G	1998	Virginia
Iacavazzi, Cosmo	2/-	FB	1965	Princeton	Kassell, Brad	32/1	LB	2006-08	North Texas
Ihedigbo, James	37/-	S	2008-	Massachusetts	Katchik, Joe	2/-	T	1960	Notre Dame
Iwanowski, Mark	5/-	TE	1978	Pennsylvania	Katnik, Norm	4/2	C	2005-06	Southern Cal
Izzo, Larry	12/-	LB	2009	Rice	Kattus, Eric	4/0	TE	1992	Michigan
<b>J</b>					Keller, Dustin	48/32	TE	2008-	Purdue
Jackson, Bobby	95/90	CB	1978-85	Florida State	Keller, Larry	44/20	LB	1976-78	Houston
Jackson, Charles	31/28	LB	1985-86	Washington	Kelly, Joe	37/24	LB	1990-92	Washington
Jackson, Clarence (Jazz)	33/1	RB	1974-76	W. Kentucky	Kelly, Pat	9/0	TE	1990-91	Syracuse
Jackson, Joe	17/2	DE	1972-73	New Mexico State	Kendall, Pete	45/45	G	2004-06	Boston College
Jacobs, Dave	4/0	K	1979	Syracuse	Kenerson, John	8/0	P	1998	Northwestern
Jacobs, Proverb	14/-	T	1961-62	California	Kindig, Howard	8/0	C	1974	Cal St.-Los Angeles
Jamieson, Dick	14/-	QB	1960-61	Bradley	King, Gordon	13/9	T	1986-87	Stanford
Janerette, Charlie	14/-	DT	1963	Penn State	King, Henry	13/-	DB	1967	Utah State
Jarvis, Ralph	0/0	DE	1988	Temple	Kingsbury, Kliff	1/0	QB	2005	Texas Tech
Jasper, Vince	3/1	G	1987	Iowa State	Kirksey, Roy	14/0	G	1971-72	Maryland State
Jenkins, Kerry	66/50	G-T	1997-01	Troy State	Kitchings, Desmond	0/0	WR	2000	Furman

# ALL-TIME ALPHABETICAL ROSTER

Klecko, Joe	140/129	DE-DT	1977-87	Temple
Kleinhesselink, Riley	0/0	DE	2001	Northwestern (IA)
Klever, Rocky	65/26	RB	1983-87	Montana
Klotz, Jack	44/-	T	1960-63	Penn Military
Knight, David	58/27	WR	1973-77	William & Mary
Knight, Leander	13/-	CB	1989	Montclair State
Koegel, Warren	2/1	C	1974	Penn State
Kors, R.J.	30/3	S	1991-92	Long Beach State
Kovac, Ed	3/-	HB	1962	Cincinnati
Kowalewski, Joe	13/2	FB	2007	Syracuse
Krevis, Al	10/0	T	1976	Boston College
Kroll, Alex	14/-	C	1962	Rutgers
Kroul, Matt	6/-	DL	2010-	Iowa
Kurisko, Jamie	3/2	TE	1987	S. Connecticut

## L

Lageman, Jeff	82/81	DE-LB	1989-94	Virginia
Lamberti, Pasquale	5/-	HB	1961	Richmond
Lammons, Pete	83/-	TE	1961-71	Texas
Lane, Skip	3/-	CB	1984	Mississippi
Laury, Lance	16/0	LB	2010	South Carolina
Law, Ty	23/22	CB	2005,08	Michigan
Lawson, Al	1/-	WR	1963	Delaware State
Lawton, Luke	4/0	RB	2005	McNeese State
Leahy, Pat	250/0	K	1974-91	St. Louis
Ledyard, Courtney	4/0	LB	2000	Michigan State
Lee, Del	4/0	CB	1999	McNeese State
Legree, Lance	16/4	DT	2005	Notre Dame
Leonard, Cecil	13/1	DB	1969-70	Tuskegee
Leonhard, Jim	27/27	S	2009-	Wisconsin
Lester, Fred	0/0	FB	1994	Alabama A&M
Lester, Lance	-/-	E	1960	None
LeSueur, Jeremy	2/0	S	2005	Michigan
Lewis, Kenny	19/0	RB	1980-81, '83	Virginia Tech
Lewis, Mo	200/200	LB	1991-03	Georgia
Lewis, Richard	11/-	LB	1974-75	Portland State
Lewis, Sherman	10/-	DB	1966-67	Michigan State
Lewis, Sid	2/0	CB	1987	Penn State
Lilja, George	4/0	T	1983-84	Michigan
Linhart, Toni	5/0	K	1979	Austria Tech
Liske, Pete	2/1	QB-DB	1964	Penn State
Little, John	70/40	DT-DE	1970-74	Oklahoma State
Lockett, Kevin	3/0	WR	2003	Kansas State
Logan, Ernie	61/38	NT	1997-00	East Carolina
Lomas, Mark	67/-	DT-DE	1970-74	N. Arizona
Long, Kevin	73/33	RB	1977-81	Southern Cal
Look, Dean	1/-	QB	1962	Michigan State
Lott, Ronnie	31/31	S	1993-94	Southern Cal
Loverne, David	32/0	G	1999-01	San Jose State
Lowe, Omare	2/0	S	2003	Washington
Lowery, Dwight	43/19	CB/S	2008-	San Jose State
Lowery, Nick	46/0	K	1994-96	Dartmouth
Lucas, Ray	35/9	QB	1997-00	Rutgers
Luscinski, Jim	6/0	T	1982	Norwich
Lusteg, Booth	0/0	K	1967	None
Lyle, Rick	78/65	DE	1997-01	Missouri
Lyles, Lester	26/15	S	1985-87	Virginia
Lynn, Johnny	97/47	DB	1979-86	UCLA

Lyons, Marty	147/135	DT-DE	1979-89	Alabama
M				
Mabra, Ron	3/1	CB	1977	Howard
Machado, J.P.	69/15	G-C	1999-03	Illinois
Mackey, Dee	38/-	TE	1963-65	E. Texas State
Mackey, Kyle	4/1	QB	1989	E. Texas State
Malamala, Siupeli	62/41	T	1992-99	Washington
Malone, Mark	1/0	QB	1989	San Diego State
Mangold, Nick	80/80	C	2006-	Ohio State
Marinero, Ed	6/-	RB	1976	Cornell
Marques, Robert	6/-	LB	1960	Boston U.
Marshall, Anthony	0/0	S	1997	Louisiana State
Marshall, Tank	5/0	DT	1977	Texas A&M
Marshall, Ed	0/0	WR	1976	Cameron State
Marshall, Leonard	12/12	DT	1993	Louisiana State
Marshall, Wilber	15/6	LB	1995	Florida
Martin, Blanche	4/-	HB	1960	Michigan State
Martin, Bob	36/34	LB	1976-79	Nebraska
Martin, Curtis	123/123	RB	1998-2005	Pittsburgh
Martin, Jamar	2/0	FB	2006	Ohio State
Martin, Jamie	0/0	QB	2003	Weber State
Martin, Saladin	3/-	DB	1980	San Diego State
Martin, Steve	16/15	DT	2001	Missouri
Martin, Tracy	12/0	WR	1987	North Dakota
Marvaso, Tommy	14/0	DB	1976-77	Cincinnati
Mason, Eddie	15/0	LB	1995	North Carolina
Mason, Marcus	0/0	RB	2008	Youngstown State
Mathis, Bill	137/-	RB	1960-69	Clemson
Mathis, Terance	64/4	WR-KR	1990-93	New Mexico
Matich, Trevor	31/6	C-G-T-TE	1990-91	Brigham Young
Matlock, John	10/-	CB	1967	Miami (FL)
Mauga, Josh	8/1	LB	2010-	Nevada
Mawae, Kevin	118/118	C	1998-05	Louisiana State
May, Sherriiden	13/1	FB	1995-96	Idaho
Mayes, Mike	16/2	CB	1990	Louisiana State
Maynard, Don	172/-	WR	1960-72	Texas Western
McAdams, Bob	26/-	DE	1963-64	N. Carolina College
McAdams, Carl	26/-	DT-LB	1967-69	Oklahoma
McArthur, Kevin	45/21	LB	1986-89	Lamar
McCareins, Justin	64/45	WR	2004-07	N. Illinois
McCartney, Pete	3/1	G	1987	Louisville
McChesney, Matt	3/0	DT	2005	Colorado
McClain, Clifford	46/5	RB	1970-73	S. Carolina State
McClover, Darrell	16/0	LB	2004-05	Miami (FL)
McCusker, Jim	14/-	T	1964	Pittsburgh
McDaniel, Ed (Wahoo)	26/-	LB	1964-65	Oklahoma
McElroy, Reggie	92/72	T	1983-89	W. Texas State
McGlasson, Ed	7/0	C	1979	Youngstown State
McGlockton, Chester	16/0	DT	2003	Clemson
McGraw, Jon	33/7	S	2002-04	Kansas State
McIver, Everett	18/4	T	1993-95	Elizabeth City State
McKenzie, Kareem	48/8	T	2001-04	Penn State
McKibben, Mike	25/11	LB	1979-80	Kent State
McKnight, Joe	9/1	RB	2010-	Southern Cal
McMillan, Erik	76/51	S	1988-92	Missouri
McMullan, John	28/-	G	1960-62	Notre Dame
McNeil, Emanuel	2/0	DT	1990	Tennessee-Martin

# ALL-TIME ALPHABETICAL ROSTER

McNeil, Freeman	144/97	RB	1981-92	UCLA	Newman, Tim	1/-	RB	1987	Johnson C. Smith
Meggett, David	2/0	RB	1998	Towson State	Newsome, Billy	16/14	DE	1975-76	Grambling
Mehl, Lance	97/81	LB	1980-87	Penn State	Newton, Tom	87/12	RB	1977-82	California
Mercein, Chuck	9/-	RB	1970	Yale	Nichols, Gerald	60/7	DT	1987-90	Florida State
Mercer, Giradie	2/0	DT	2001-02	Marshall	Nienhuis, Doug	7/0	G	2005	Oregon State
Merrill, Mark	22/8	LB	1978-79	Minnesota	Nimmo, Lance	0/0	T	2003	West Virginia
Merriweather, Mike	1/0	LB	1993	Pacific	Nitti, John	0/0	RB	1981-82	Yale
Mersereau, Scott	102/91	DT-DE	1987-93	S. Connecticut	Nock, George	30/9	RB	1969-71	Morgan State
Miano, Rich	60/31	S	1985-89	Hawaii	Norrie, David	2/2	QB	1987	UCLA
Michaels, Walt	1/0	LB	1963	Washington & Lee	Norseth, Mike	0/0	QB	1992	Kansas
Mickens, Ray	126/38	CB	1996-04	Texas A&M	Nugent, Mike	49/0	K	2005-08	Ohio State
Middendorf, Dave	8/0	G	1970	Washington State	O				
Miller, Brett	36/16	T	1990-92	Iowa	O'Brien, Ken	124/106	QB	1983-92	Cal-Davis
Miller, Justin	36/13	CB	2005-08, '09	Clemson	O'Connell, Kevin	0/0	QB	2009-	San Diego State
Minter, Cedric	11/2	RB	1984-85	Boise State	O'Connor, Tom	3/0	P	1987	Boston College
Mirer, Rick	8/6	QB	1999	Notre Dame	O'Donnell, Neil	21/20	QB	1996-97	Maryland
Mischak, Bob	44/-	G	1960-62	Army	O'Dwyer, Matt	60/50	G	1995-98	Northwestern
Mitchell, Johnny	53/42	TE	1992-95	Nebraska	O'Mahoney, Jim	26/-	LB	1965-66	Miami (FL)
Mitchell, Michael	5/-	CB	1989	Howard Payne	O'Neal, Steve	56/0	P	1969-72	Texas A&M
Mock, Mike	15/0	LB	1978	Texas Tech	O'Neill, Bob	14/-	G	1961	Notre Dame
Monger, Matt	43/1	LB	1985-87	Oklahoma State	O'Neill, Pat	0/0	K	1995	Syracuse
Monk, Art	16/15	WR	1994	Syracuse	O'Sullivan, Dennis	3/0	C	1999, 2002	Tulane
Montgomery, Will	7/2	OL	2007-08	Virginia Tech	Odegard, Don Boyd	30/1	CB-KR	1990-91	UNLV
Moore, Brandon	112/110	G	2003-	Illinois	Ogbogu, Eric	41/	DE	1998-01	Maryland
Moore, Derland	1/0	DT	1986	Oklahoma	Oglesby, Alfred	15/1	DT	1993-95	Houston
Moore, Rashad	13/0	DT	2006	Tennessee	Oldenburg, Clint	2/0	OL	2007	Colorado State
Moore, Rob	76/73	WR	1990-94	Syracuse	Oliver, Jeff	1/0	G	1989	Boston College
Moore, Ronald	31/3	RB	1995-96	Pittsburg State	Onkotz, Dennis	9/0	LB	1970	Penn State
Mooring, John	42/3	G	1971-73	Tampa	Osborne, Rich	9/1	TE	1976	Texas A&M
Moreino, Joe	1/0	DE	1978	Idaho State	Owens, Burgess	97/81	S	1973-79	Miami (FL)
Moreland, Earthwind	1/0	CB	2000	Georgia Southern	Owens, Marv	2/0	WR	1974	San Diego State
Moreland, Jake	7/1	RB-TE	2000-01	W. Michigan	P				
Morelli, Francis	12/-	T	1962	Colgate	Pace, Calvin	40/39	LB	2008-	Wake Forest
Moresco, Tim	38/0	S	1978-80	Syracuse	Paci, John	0/0	QB	1996	Indiana
Morley, Steve	7/0	T-G	2005	St. Mary's (Canada)	Pagel, Derek	19/0	S	2003-04	Iowa
Morton, Chad	25/0	RB-KR	2001-02	Southern Cal	Pagliei, Joe	11/-	FB	1960	Clemson
Moses, Kelvin	32/0	LB	2001-03	Wake Forest	Paige, Tony	48/19	FB	1984-86	Virginia Tech
Mosley, C.J.	36/3	DT	2006-08	Missouri	Palelei, Lonnie	15/14	G-T	1997	UNLV
Moss, Santana	51/29	WR-KR	2001-04	Miami (FL)	Palewicz, Al	14/1	LB	1977	Miami (FL)
Mott, Joe	32/15	LB	1989-90	Iowa	Palmer, Scott	2/0	DT	1971	Texas
Mullen, Davlin	42/7	CB	1983-86	W. Kentucky	Parilli, Babe	28/-	QB	1968-69	Kentucky
Mulligan, Matthew	18/2	TE	2009-	Maine	Parker, Artimus	11/4	S	1977	Southern Cal
Mulligan, Wayne	27/26	C	1974-75	Clemson	Parker, Orlando	2/0	WR	1994	Troy State
Mumley, Nick	42/-	DE	1960-62	Purdue	Parks, Tommy	1/0	P	2001	Mississippi State
Murray, Dan	2/0	LB	1990	East Stroudsburg	Parmalee, Bernie	30/0	RB	1999-00	Ball State
Murrell, Adrian	73/42	RB	1993-97	West Virginia	Parrish, James	1/0	T	1996	Temple
Murrell, Marques	26/0	LB	2007-09	Appalachian State	Pashe, Bill	4/-	DB	1964	George Washington
Myers, Ryan	18/0	LB	2005-06	Akron	Paulson, Dainard	84/-	DB	1961-66	Oregon State
N					Pellegrini, Joe	13/1	DT	1978-79	Idaho
Nagle, Browning	18/13	QB	1991-93	Louisville	Pellegrini, Joe	25/9	C-G	1982-83	Harvard
Namath, Joe	136/126	QB	1965-76	Alabama	Pennington, Chad	70/61	QB	2000-07	Marshall
Nance, Jim	7/0	RB	1973	Syracuse	Penrose, Craig	0/0	QB	1980	San Diego State
Neal, Lorenzo	16/10	RB	1997	Fresno State	Perkins, Bill	4/-	RB	1963	Iowa
Neal, Richard	64/44	DT-DE	1973-77	Southern	Perreault, Pete	62/-	T-G	1963-67, '69-70	Boston U.
Neidert, John	19/-	LB	1968-69	Louisville	Phifer, Roman	32/22	LB	1999-00	UCLA
Neil, Kenny	42/23	DE	1981-83	Iowa State	Philbin, Gerry	110/-	DE	1964-72	Buffalo
Neubert, Keith	17/2	TE	1988-89	Nebraska	Piccone, Lou	41/7	WR-KR	1974-76	W. Liberty State

# ALL-TIME ALPHABETICAL ROSTER

Pickel, Bill	53/5	DT	1991-94	Rutgers	Ridgeway, Dante	8/0	WR	2005	Ball State
Pieri, Damon	5/0	S	1993	San Diego State	Riggins, John	61/56	FB	1971-75	Kansas
Pillers, Lawrence	62/58	DE	1976-80	Alcorn State	Riley, Bobby	1/0	WR	1987	Oklahoma State
Pitoitua, Ropati	9/0	DE	2009-	Washington State	Riley, Eric	2/1	TE	1987	E. Washington
Pleasant, Anthony	32/31	DE	1998-99	Tennessee State	Riley, Larry	4/0	CB	1978	Salem (WV)
Plunkett, Sherman	70/-	T	1963-67	Maryland State	Riley, Leon	26/-	DB	1961-62	Detroit
Pociask, Jason	4/0	TE	2007	Wisconsin	Riley, Phillip	0/0	WR	1996	Florida State
Pool, Brodney	15/12	S	2010-	Oklahoma	Rivers, Jamie	19/15	LB	1974-75	Bowling Green
Poole, Steve	9/-	LB	1976	Tennessee	Roach, Travis	14/0	G	1974	Texas
Pope, Daniel	1/0	P	2001	Alabama	Roberts, Wesley	6/0	DE	1980	Texas Christian
Porter, Kevin	2/0	S	1992	Auburn	Roberts, William	12/0	G	1997	Ohio State
Poteat, Hank	40/16	CB	2006-08	Pittsburgh	Robertson, Dewayne	77/75	DT	2003-07	Kentucky
Pouha, Sione	78/31	DT	2005-	Utah	Robinson, Bill	1/-	HB	1960	Lincoln
Powell, Art	42/-	WR	1960-62	San Jose State	Robinson, Damien	29/29	S	2001-02	Iowa
Powell, Craig	2/0	LB	1998	Ohio State	Robinson, Gregg	16/0	DE-DT	1978	Dartmouth
Powell, Darnell	14/1	RB	1978	Tenn.-Chattanooga	Robinson, Jerry	4/-	WR	1965	Grambling
Powell, Marvin	124/123	T	1977-85	Southern Cal	Robinson, Larry	3/2	CB	1987	NW Louisiana
Price, Dennis	14/0	DB	1991-92	UCLA	Robinson, Matt	35/13	QB	1977-79	Georgia
Price, Jim	14/-	LB	1963	Auburn	Rochester, Paul	84/-	DT	1963-69	Michigan State
Prior, Anthony	40/0	CB	1993-95	Washington State	Rogers, Steve	1/-	RB	1976	Louisiana State
Prokop, Joe	48/0	P	1988-90	Cal Poly-Pomona	Roman, John	93/13	T	1976-82	Idaho State
Prout, Bob	7/-	S	1975	Knox	Rose, Ken	37/3	LB	1987-89	UNLV
Pryce, Trevor	10/-	DL	2010-	Clemson	Rosecrans, Jim	1/-	LB	1976	Penn State
Puetz, Garry	69/60	G-T	1973-78	Valparaiso	Ross, David	12/-	E	1960-61	Los Angeles State
Purdum, Tanner	16/-	LS	2010-	Baker	Rowley, Bob	6/-	LB	1964	Virginia

## R

Raba, Bob	26/0	TE	1977-79	Maryland
Radachowsky, George	33/19	S	1987-89	Boston College
Rademacher, Bill	31/-	DB-WR	1964-68	N. Michigan
Rafferty, Ian	5/0	T	1999	N. Carolina State
Ragusa, Pat	3/0	K	1987	St. John's
Rambo, Ken-Yon	0/0	RB	2003	Ohio State
Ramsey, Chuck	117/0	P	1977-84	Wake Forest
Ramsey, Patrick	1/0	QB	2006	Tulane
Randall, Dennis	7/-	DT	1967	Oklahoma State
Rasheed, Kenyon	3/0	RB	1995	Oklahoma
Rasmussen, Randy	207/198	G	1967-81	Kearney State
Ratliff, Brett	0/0	QB	2008	Utah
Ray, Darrol	72/69	FS	1980-84	Oklahoma
Ray, Ricky	0/0	QB	2004	Sacramento State
Rechichar, Bert	2/-	FB	1961	Tennessee
Reed, James	80/17	DT	2001-05	Iowa State
Reed, J.R.	0/0	DB	2008	South Florida
Reed, Mark	0/0	QB	1984	Moorhead State
Reese, Johnathan	0/0	RB	2003-04	Columbia
Reese, Steve	13/-	LB	1974-75	Louisville
Reich, Frank	10/7	QB	1996	Maryland
Reifsnnyder, Bob	16/-	DE	1960-61	Navy
Renn, Bobby	12/-	DB-WR	1961	Florida State
Revis, Darrelle	61/61	DB	2007-	Pittsburgh
Rhodes, Kerry	80/78	S	2005-09	Louisville
Richards, Jim	26/-	S	1968-69	Virginia Tech
Richards, Perry	14/-	WR	1962	Detroit
Richardson, Huey	7/0	DE	1992	Florida
Richardson, Jeff	25/-	G	1967-68	Michigan State
Richardson, Tony	48/27	FB	2008-	Auburn
Riddle, Ryan	5/0	LB	2006	California

Ridgeway, Dante	8/0	WR	2005	Ball State
Riggins, John	61/56	FB	1971-75	Kansas
Riley, Bobby	1/0	WR	1987	Oklahoma State
Riley, Eric	2/1	TE	1987	E. Washington
Riley, Larry	4/0	CB	1978	Salem (WV)
Riley, Leon	26/-	DB	1961-62	Detroit
Riley, Phillip	0/0	WR	1996	Florida State
Rivers, Jamie	19/15	LB	1974-75	Bowling Green
Roach, Travis	14/0	G	1974	Texas
Roberts, Wesley	6/0	DE	1980	Texas Christian
Roberts, William	12/0	G	1997	Ohio State
Robertson, Dewayne	77/75	DT	2003-07	Kentucky
Robinson, Bill	1/-	HB	1960	Lincoln
Robinson, Damien	29/29	S	2001-02	Iowa
Robinson, Gregg	16/0	DE-DT	1978	Dartmouth
Robinson, Jerry	4/-	WR	1965	Grambling
Robinson, Larry	3/2	CB	1987	NW Louisiana
Robinson, Matt	35/13	QB	1977-79	Georgia
Rochester, Paul	84/-	DT	1963-69	Michigan State
Rogers, Steve	1/-	RB	1976	Louisiana State
Roman, John	93/13	T	1976-82	Idaho State
Rose, Ken	37/3	LB	1987-89	UNLV
Rosecrans, Jim	1/-	LB	1976	Penn State
Ross, David	12/-	E	1960-61	Los Angeles State
Rowley, Bob	6/-	LB	1964	Virginia
Rudolph, Ben	88/13	DT	1981-86	Long Beach State
Rudolph, Coleman	4/0	DE-DT	1993-94	Georgia Tech
Russ, Carl	5/-	LB	1976-77	Michigan
Ryan, Joe	4/-	E	1960	Villanova
Ryan, Pat	141/19	QB	1978-89	Tennessee
Ryan, Sean	26/4	TE	2006-07	Boston College

## S

Sadowski, Troy	19/3	TE	1992-93	Georgia
Saidock, Tom	28/-	DT	1960-61	Michigan State
Salaam, Abdul	97/85	DT	1976-83	Kent State
Sample, Johnny	41/-	CB	1966-68	Maryland State
Sams, Ron	-/-	C-G	1986	Pittsburgh
Sanchez, Mark	31/31	QB	2009-	Southern Cal
Sapienza, Rick	2/-	HB	1960	Villanova
Satterwhite, Howard	12/4	WR	1976	Sam Houston State
Sauer, George	84/-	WR	1965-70	Texas
Schlegel, Anthony	4/0	LB	2006	Ohio State
Sawyer, Corey	5/0	CB	1999	Florida State
Schmidt, Henry	11/-	DT	1966	Southern Cal
Schmiesing, Joe	13/11	DT	1974	New Mexico State
Schmitt, John	116/42	C	1964-73	Hofstra
Schreiber, Adam	23/0	C	1988-89	Texas
Schroy, Ken	113/63	SS	1977-84	Maryland
Schwedes, Gerhard	3/-	FB	1960	Syracuse
Schweickert, Bob	6/0	WR	1965-67	Virginia Tech
Scott, Bart	32/32	LB	2009-	Southern Illinois
Scott, Guss	0/0	CB	2006	Florida
Scott, Todd	10/9	S	1995	SW Louisiana
Scott, Tony	23/0	CB	2000-01	N. Carolina State
Scrabis, Bob	24/-	QB	1960-62	Penn State
Seiler, Paul	13/0	T-C	1967, 69	Notre Dame
Shedd, Kenny	0/0	WR	1993-94	Northern Iowa

# ALL-TIME ALPHABETICAL ROSTER

Shepherd, Jacoby	4/0	CB	2003	Oklahoma State	Svihus, Bob	40/-	T	1971-73	Southern Cal
Sheppard, Lito	11/9	CB	2009	Florida	Swayne, Kevin	45/1	WR	2001-03	Wayne State
Shields, Billy	3/2	T	1985	Georgia Tech	Sweeney, Jim	166/158	C-G-T	1984-94	Pittsburgh
Shockley, Bill	34/0	HB-K	1960-62	W. Chester State	Sweet, Tony	3/2	TE	1987	Montclair State
Shuler, Mickey	160/102	TE	1978-89	Penn State	Swinney, Clovis	4/-	DT	1971	Arkansas State
Shumate, Mark	4/0	DE	1985	Wisconsin	Sydner, Jeff	6/0	WR-KR	1995	Hawaii
Silvestri, Don	28/0	K	1995-96	Pittsburgh	Syvud, J.J.	1/0	LB	1999	Jamestown
Simkus, Arnie	1/0	DT	1965	Michigan	Szaro, Rich	1/0	K	1979	Harvard
Singer, Curt	6/1	T	1989	Tennessee	Szott, Dave	19/19	G	2002-03	Penn State
Slaughter, Chad	0/0	T	2000	Alcorn State	T				
Slaughter, Webster	10/1	WR	1996	San Diego State	Talamini, Bob	14/-	G	1968	Kentucky
Slauson, Matt	19/16	G	2009-	Nebraska	Taliaferro, Mike	45/-	QB	1964-67	Illinois
Smith, Allen	1/0	HB	1966	Findlay	Tannen, Steve	61/-	DB	1970-74	Florida
Smith, Brad	76/17	WR/RB	2006-	Missouri	Taylor, Ed	59/50	CB	1975-79	Memphis State
Smith, Brent	20/17	G-T	2003-04	Mississippi State	Taylor, Jason	16/5	DE/LB	2010	Akron
Smith, Eric	68/20	S	2006-	Michigan State	Taylor, Michael	22/5	LB	1972-73	Michigan
Smith, Don	3/0	DT	1987	Miami (FL)	Taylor, Troy	7/0	QB	1990-91	California
Smith, Otis	46/43	CB	1995-98	Missouri	Taylor, Billy	3/0	RB	1981	Texas Tech
Smith, Reggie	1/0	WR-KR	1987	N. Carolina Central	Terrell, Pat	16/2	S	1994	Notre Dame
Smith, Wade	21/0	OL	2006-07	Memphis	Terry, Rick	14/0	DT	1997-98	North Carolina
Smolinski, Mark	81/-	RB-TE	1963-68	Wyoming	Testaverde, Vinny	65/61	QB	1998-2003, '05	Miami (FL)
Snell, Issac	0/0	OL	2005	North Dakota State	Tevaseu, Martin	0/0	DT	2010-	Nevada
Snell, Matt	87/-	FB	1964-72	Ohio State	Tharp, Corky	9/-	DB	1960	Alabama
Sohn, Kurt	87/11	WR-KR	1981-88	Fordham	Thomas, Blair	51/40	RB	1990-93	Penn State
Songin, Butch	7/2	QB	1962	Boston College	Thomas, Bryan	141/90	DE-LB	2002-	Ala.-Birmingham
Songy, Treg	2/0	CB	1987	Tulane	Thomas, Earlie	61/-	CB	1970-74	Colorado State
Sowell, Jerald	137/48	FB	1997-05	Tulane	Thomas, Eric	17/16	CB	1993-94	Tulane
Sowells, Rich	78/40	CB	1971-76	Alcorn A&M	Thomas, John	3/3	T	1987	Toledo
Spence, Blake	15/0	TE	1998-99	Oregon	Thomas, Randy	61/61	G	1999-02	Mississippi State
Spencer, Cody	27/0	LB	2006-08	North Texas	Thompson, Jamie	3/0	S	2006	Oklahoma State
Spicer, Rob	13/3	LB	1973	Indiana	Thompson, Steve	43/-	DT	1968-70, '72-73	Washington
Spindler, Marc	25/9	DT	1995-96	Pittsburgh	Thornton, James	28/11	TE	1993-94	Cal-Fullerton
Springs, Kirk	67/25	DB	1981-85	Miami (OH)	Thorpe, Deron	0/0	T	1997	Nevada
Stallworth, Ron	32/25	DE	1989-90	Auburn	Tiller, Jim	11/-	HB	1962	Purdue
Stargell, Tony	32/23	CB	1990-91	Tennessee State	Todd, Joe	1/0	LB	2001	Hofstra
Starks, Marshall	18/-	DB	1963-64	Illinois	Todd, Richard	102/94	QB	1976-83	Alabama
Staurovsky, Jason	4/0	K	1992	Tulsa	Tomlinson, LaDaainian	15/13	RB	2010-	TCU
Stephens, Bruce	6/0	WR-KR	1978	Columbia	Tongue, Reggie	16/16	S	2004	Oregon State
Stephens, Hayseed	6/-	QB	1962	Hardin-Simmons	Toon, Al	107/95	WR	1985-92	Wisconsin
Stephens, Mac	4/0	LB	1990	Minnesota	Torczon, LaVerne	52/-	DE	1962-65	Nebraska
Stephens, Steve	16/0	TE	1981	Oklahoma State	Townsell, JoJo	83/23	WR-KR	1985-90	UCLA
Stewart, Daleroy	1/0	DT	2004	S. Mississippi	Trudeau, Jack	5/2	QB	1994	Illinois
Stewart, Quincy	12/0	LB	2003	Louisiana Tech	Trufant, Isiah	1/-	CB	2010	Eastern Washington
Stewart, Wayne	38/0	TE	1969-72	California	Trusnik, Jason	17/0	LB	2007-09	Ohio Northern
Stone, Dwight	28/0	WR-KR	1999-00	E. Tennessee State	Tuiasosopo, Marques	0/0	QB	2007	Washington
Stoutmire, Omar	12/5	S	1999	Fresno State	Tupa, Tom	47/0	P-QB	1999-01	Ohio State
Strait, Derrick	26/4	CB	2004-06	Oklahoma	Turk, Godwin	14/14	LB	1974-75	Southern
Stricker, Tony	12/-	DB	1963	Colorado	Turk, Matt	16/0	P	2002	Wis.-Whitewater
Strickland, Donald	9/2	CB	2009	Colorado	Turner, Bake	90/-	WR	1963-69	Texas Tech
Stromberg, Mike	2/2	LB	1968	Temple	Turner, Jim	98/0	K-QB	1964-70	Utah State
Strugar, George	20/-	DT	1962-63	Washington	Turner, Marcus	54/2	DB	1992-95	UCLA
Stryzinski, Dan	16/0	P	2003	Indiana	Turner, Maurice	1/0	RB	1987	Utah State
Stuckey, Chansi	19/6	WR	2007-09	Clemson	Turner, Patrick	5/-	WR	2010-	Southern Cal
Stuckey, Jim	5/1	DE	1986	Clemson	Turner, Robert	41/2	OL	2007-	New Mexico
Studdard, Vern	8/0	WR-KR	1971	Mississippi	Turner, Rocky	22/0	WR-S	1972-73	Tenn.-Chattanooga
Suggs, Shafer	56/53	DB	1976-80	Ball State	Turner, Vince	6/-	DB	1964	Missouri
Sullivan, John	28/0	LB	1979-80	Illinois	Tutt, Stacy	11/0	FB	2006-07	Richmond

# ALL-TIME ALPHABETICAL ROSTER

Tyler, Maurice 14/4 CB 1977 Morgan State

## V

Van Dyke, Alex 36/1 WR 1996-98 Nevada  
 Van Galder, Tim 0/0 QB 1973 Missouri  
 Vick, Roger 44/32 FB 1987-89 Texas A&M  
 Vilma, Jonathan 55/53 LB 2004-07 Miami (FL)  
 von Oelhoffen, Kimo 16/16 DT 2006 Boise State

## W

Waldemore, Stan 79/38 C-G-T 1978-84 Nebraska  
 Walker, Donnie 2/- FS 1975 Central State (OH)  
 Walker, Wesley 154/129 WR 1977-89 California  
 Walls, Henry 3/- LB 1987 Clemson  
 Walsh, Ed 6/- T 1961 Penn Military  
 Walters, Matt 11/0 DE 2003 Miami (FL)  
 Walton, Sam 20/14 T 1968-69 E. Texas State  
 Ward, Chris 87/87 T 1978-83 Ohio State  
 Ward, Dedric 59/28 WR 1997-00 Northern Iowa  
 Ware, David 0/0 T 1993 Virginia  
 Washington, Al 16/0 LB 1981 Ohio State  
 Washington, Brian 77/76 S 1990-94 Nebraska  
 Washington, Chauncey 0/0 RB 2009 Southern Cal  
 Washington, Clyde 36/- DB 1963-65 Purdue  
 Washington, Leon 55/13 RB 2006-09 Florida State  
 Washington, Marvin 124/92 DE 1989-96 Idaho  
 Washington, Rashad 48/0 S 2004-07 Kansas State  
 Waskiewicz, Jim 27/- LB 1966-67 Wichita State  
 Watters, Bob 29/- DE 1962-64 Lincoln  
 Weatherford, Steve 32/0 P 2009- Illinois  
 Webster, Larry 14/0 DT 2002 Maryland  
 Wegert, Ted 6/- HB 1960 None  
 Weir, Sammy 11/- WR 1966 Arkansas State  
 Wellsandt, Doug 16/2 TE 1990 Washington State  
 Werl, Bob 8/0 DE 1966 Miami (FL)  
 Werner, Greg 10/4 TE 1989 DePauw  
 West, David 2/- DB 1963 Central State (OK)  
 West, Mel 12/- HB 1961-63 Missouri  
 West, Willie 17/3 DB 1964-65 Oregon  
 Westerman, Jamaal 20/0 LB 2009- Rutgers  
 Wetzel, Marty 5/- LB 1981 Tulane  
 Whisenhunt, Ken 17/7 TE 1991-92 Georgia Tech  
 White, Charlie 13/3 RB 1977 Bethune-Cookman  
 White, Dwayne 74/68 G 1990-94 Alcorn State  
 White, Lee 29/6 RB 1968-70 Weber State  
 White, Steve 15/0 DE 2002 Tennessee  
 Whitlatch, Blake 4/- LB 1978 Louisiana State  
 Wiegmann, Casey 3/0 C 1996-97 Iowa  
 Wiggins, Jermaine 11/0 TE 2000 Georgia  
 Wilcox, Daniel 1/0 TE 2001 Appalachian State  
 Wilder, Bert 55/2 DT 1964-67 N. Carolina State  
 Wilhelm, Erik 0/0 QB 1995 Oregon State  
 Williams, Brent 5/0 DE 1996 Toledo  
 Williams, David 26/25 T 1996-97 Florida  
 Williams, Harry 1/0 WR 2005 Tuskegee  
 Williams, Kevin 28/13 S 1998-00 Oklahoma State  
 Williams, Terry 11/0 CB 1988-89 Bethune-Cookman  
 Willig, Matt 34/15 T 1992-95 Southern Cal  
 Wills, Ladell 3/1 LB 1987 Jackson State

Wilson, Charles 15/11 WR 1995 Memphis  
 Wilson, Karl 7/0 DE 1992-93 Louisiana State  
 Wilson, Kyle 16/7 CB 2010- Boise State  
 Wiltz, Jason 27/2 DT 1999-00 Nebraska  
 Wing, Chris 2/0 LB 1997 Boise State  
 Winkel, Bob 31/0 DT 1979-80 Kentucky  
 Wisdom, Terrance 5/0 G 1994-95 Syracuse  
 Wise, Phil 62/33 S 1971-76 Nebraska-Omaha  
 Withycombe, Mike 11/2 T 1988-89 Fresno State  
 Witteck, Mike 3/- LB 1987 Northwestern  
 Wood, Bill 1/- DB 1963 W. Virginia Wesleyan  
 Wood, Dick 25/25 QB 1963-64 Auburn  
 Wood, Richard 14/5 LB 1975 Southern Cal  
 Woodall, Al 31/19 QB 1969-74 Duke  
 Woodbury, Tory 12/0 QB 2001-02 Winston-Salem State  
 Woodhead, Danny 11/0 WR 2009-10 Chadron State  
 Woodring, John 52/16 LB 1981-85 Brown  
 Woods, Larry 25/3 DT 1974-75 Tennessee State  
 Woods, Robert 54/48 T 1973-77 Tennessee State  
 Woody, Damien 45/45 T 2008-10 Boston College  
 Word, Roscoe 30/20 CB-KR 1974-76 Jackson State  
 Wren, Lowe 2/- DB 1961 Missouri  
 Wright, Gordon 2/0 G 1969 Delaware State  
 Wright, Kenyatta 47/0 LB 2003-05 Oklahoma State  
 Wright, Wallace 53/1 WR 2006-09 North Carolina

## Y

Yarborough, Ryan 29/2 WR 1994-95 Wyoming  
 Yearby, Bill 9/0 DT 1966 Michigan  
 Yeast, Craig 11/0 WR-KR 2001 Kentucky  
 Yohn, Dave 14/- LB 1963 Gettysburg  
 Young, David 5/0 S 2003 Georgia Southern  
 Young, Lonnie 56/26 S '91-93, '95-96 Michigan State  
 Young, Ryan 47/39 T 1999-2001 Kansas State  
 Youngelman, Sid 28/- DE 1960-61 Alabama  
 Yovanovits, Dave 4/0 G 2003-04 Temple

## Z

Zapalac, Bill 33/0 DE-LB 1971-73 Texas  
 Zawatson, Dave 16/2 G-T 1990 California  
 Zomalt, Eric 10/1 SS 1996 California  
 Zordich, Mike 26/0 S 1987-88 Penn State

# ALL-TIME NUMERICAL ROSTER

## 1

Mike Adamle	RB	1973-74	Northwestern
Dave Jacobs	K	1979	Syracuse
Brett Conway	K	2000	Penn State
Matt Turk	P	2002	Wisconsin-Whitewater
Mike Nugent	K	2005-08	Ohio State

## 2

Billy Atkins	DB	1962-63	Auburn
Ed Chlebek	QB	1963	Western Michigan
Vince Turner	DB	1964	Missouri
Toni Linhart	K	1979	Austria Tech
Raul Allegre	K	1991	Texas
Nick Folk	K	2010-	Arizona

## 3

Bobby Howfield	K	1971-73	None
Duane Carrell	P	1976-77	Florida State
Tom O'Connor	P	1987	Boston College
Nick Gallery	P	1998	Iowa
Rick Mirer	QB	1999	Notre Dame
Kliff Kingsbury	QB	2005	Texas Tech
Jay Feely	K	2008-09	Michigan

## 4

Pat Ryan	QB	1978-80	Tennessee
Dave Jennings	P	1987	St. Lawrence
Louie Aguiar	P-K	1991-93	Utah State
Glenn Foley	QB	1995-98	Boston College
Daniel Pope	P	2001	Alabama
Dan Stryzinski	P	2003	Indiana
Toby Gowin	P	2004	North Texas
Brett Favre	QB	2008	Southern Mississippi

## 5

Booth Lusteg	K	1967	Connecticut
Pat Leahy	K	1974-91	St. Louis
Don Silvestri	K	1995-96	Pittsburgh
Brooks Bollinger	QB	2003-05	Wisconsin
Brett Ratliff	QB	2008	Utah

## 6

Bill Demory	QB	1973	Arizona
Bubby Brister	QB	1995	NE Louisiana
Joe Prokop	P	1988-90	Cal Poly-Pomona
Ray Lucas	QB	1998-2000	Rutgers
Doug Brien	K	2003-04	California
Kellen Clemens	QB	2006	Oregon
Reggie Hodges	P	2008	Ball State
Mark Sanchez	QB	2009-	Southern Cal

## 7

Sherman Lewis	DB	1966-67	Michigan State
Ed Bell	WR	1970-75	Idaho State
Ken O'Brien	QB	1984-92	Cal-Davis
Boomer Esiason	QB	1993-95	Maryland
Frank Reich	QB	1996	Maryland
Chuck Clements	QB	1997	Houston
Tom Tupa	P-QB	1999-2001	Ohio State
Ben Graham	P	2005-08	Deakin (Australia)
Kevin O'Connell	QB	2009-	San Diego State

## 8

Greg Gantt	P	1974-75	Alabama
Tom Flick	QB	1987	Washington
Browning Nagle	QB	1991-93	Louisville
Nick Lowery	K	1994-96	Dartmouth
Todd Husak	QB	2002	Stanford
Mark Brunell	QB	2010-	Washington

## 9

Jeff Blake	QB	1992-93	East Carolina
John Hall	P	1997-2002	Wisconsin
Jay Fieldler	QB	2005	Dartmouth
Erik Ainge	QB	2008	Tennessee
Steve Weatherford	P	2009-	Illinois

## 10

Bobby Renn	DB-WR	1961	Florida State
Julian Fagan	P	1973	Mississippi
Marty Domres	QB	1977	Columbia
Pat Ryan	QB	1981-89	Tennessee
Jason Staurovsky	K	1992	Tulsa
Cary Blanchard	K	1992-93	Oklahoma State
Jack Trudeau	QB	1994	Illinois
Chad Pennington	QB	2000-07	Marshall
Erik Ainge	QB	2009	Tennessee
Santonio Holmes	WR	2010-	Ohio State

## 11

Butch Songin	QB	1961	Boston College
Jim Turner	K-QB	1964-70	Utah State
John "J.J." Jones	QB	1975	Fisk
Steve Joachim	QB	1976	Temple
Craig Penrose	QB	1980	San Diego State
Pat Ragusa	K	1987	St. John's
Tony Eason	QB	1989-90	Illinois
Brian Hansen	P	1994-98	Sioux Falls
Tory Woodbury	QB-WR	2001-02	Winston-Salem State
Patrick Ramsey	QB	2006	Tulane
Kellen Clemens	QB	2007-	Oregon

## 12

retired

Al Dorow	QB	1960-61	Michigan State
Hayseed Stephens	QB	1962	Hardin-Simmons
Joe Namath	QB	1965-76	Alabama

## 13

retired

Don Maynard	WR	1960-72	Texas Western
Dave Jennings	P	1985-86	St. Lawrence

## 14

Richard Todd	QB	1976-83	Alabama
Troy Taylor	QB	1990-91	California
Glenn Foley	QB	1994	Boston College
Neil O'Donnell	QB	1996-97	Maryland
Marcus Henry	WR	2008	Kansas

## 15

Dick Jamieson	QB	1960-61	Bradley
Don Flynn	DB	1961	Houston
Babe Parilli	QB	1968-69	Kentucky
Bob Davis	QB	1970-72	Virginia
Chuck Ramsey	P	1977-84	Wake Forest
Kyle Mackey	QB	1989	East Texas State
Phillip Riley	WR	1996	Florida State
Wallace Wright	WR	2006-09	North Carolina

## 16

Ken O'Brien	QB	1983	Cal-Davis
Walter Briggs	QB	1987	Montclair State
Mark Malone	QB	1989	San Diego State
Vinny Testaverde	QB	1998-2003, '05	Miami
Brad Smith	WR	2006-	Missouri

## 17

Lee Grosscup	QB	1962	Utah
Galen Hall	QB	1963	Penn State
Mike Taliaferro	QB	1964-67	Illinois
Matt Robinson	QB	1977-79	Georgia

# ALL-TIME NUMERICAL ROSTER

Bob Avellini	QB	1984	Maryland
David Norrie	QB	1987	UCLA
John Kidd	P	1998	Northwestern
Tommy Parks	P	2001	Mississippi State
Albert Johnson	WR	2003	Southern Methodist
Quincy Carter	QB	2004	Georgia
Tim Dwight	WR-KR	2006	Iowa
David Clowney	WR	2007-08	Virginia Tech
Braylon Edwards	WR	2009-10	Michigan

## 18

Johnny Green	QB	1962-63	Tenn.-Chattanooga
Pete Liske	QB-DB	1964	Penn State
Al Woodall	QB	1969-74	Duke
Sanjay Beach	WR	1989	Colorado State
Kyle Grossart	QB	1981	Oregon State
Ray Lucas	QB	1997	Rutgers
Harry Williams	WR	2005	Tuskegee

## 19

Bill Wood	DB	1963	W. Va. Wesleyan
Dick Wood	QB	1963-64	Auburn
Chris Farasopoulos	S	1971-73	Brigham Young
Bobby Riley	WR	1987	Oklahoma State
Pat Kelly	TE	1990	Syracuse
Keyshawn Johnson	WR	1996-99	Southern Cal
Chris Davis	WR	2007	Wake Forest

## 20

Don Herndon	HB	1960	Tampa
Ted Wegert	RB	1960	None
Lowe Wren	DB	1961	Missouri
Curley Johnson	P-RB	1961-62	Houston
Bill Perkins	HB	1963	Iowa
Bob Schweickert	WR	1965-67	Virginia Tech
Steve O'Neal	P	1969-72	Texas A&M
Delles Howell	CB	1973-75	Grambling
Darnell Powell	RB	1978	Tenn.-Chattanooga
Kenny Lewis	RB	1981	Virginia Tech
Davlin Mullen	CB	1983-86	Western Kentucky
Leander Knight	CB	1989	Montclair State
Dennis Price	CB	1991-92	UCLA
Richie Anderson	RB	1993-2002	Penn State
Michael Bates	RB	2003	Arizona
Derrick Strait	CB	2006	Oklahoma
Guss Scott	CB	2006	Florida
Thomas Jones	RB	2007-09	Virginia
Kyle Wilson	CB	2010-	Boise State

## 21

Steve Tannen	DB	1970-74	Florida
Clark Gaines	RB	1976-80	Wake Forest
Kirk Springs	S-KR	1982-85	Miami (OH)
Sid Lewis	DB	1987	Penn State
Treg Songy	CB	1987	Tulane
Don Boyd Odegard	DB-KR	1990-91	UNLV
Sheldon Canley	RB	1992	San Jose State
Victor Green	SS	1993-2001	Akron
Aaron Beasley	CB	2002-03	West Virginia
Derrick Strait	CB	2004-05	Oklahoma
Andre Dyson	CB	2006-07	Utah
Justin Miller	CB-KR	2008	Clemson
Dwight Lowery	CB	2009	San Jose State
LaDainian Tomlinson	RB	2010-	TCU

## 22

Rick Sapienza	HB	1960	Villanova
Leon Riley	DB	1961-62	Detroit
Willie West	DB	1964-65	Oregon
Jim Hudson	DB	1966-70	Texas

Vern Studdard	WR	1971	Mississippi
Burgess Owens	FS	1973-79	Miami (FL)
Kenny Lewis	RB	1983	Virginia Tech
Nick Bruckner	WR	1983	Syracuse
Sean Dykes	DB	1987	Bowling Green
Erik Mcmillan	S	1988-92	Missouri
Eric Thomas	CB	1993-94	Tulane
Carl Greenwood	CB	1995-96	UCLA
Lorenzo Neal	FB	1997	Fresno State
David Meggett	RB	1998	Towson State
Damien Robinson	S	2001-02	Iowa
Tyrone Carter	DB	2003	Minnesota
Justin Miller	CB	2005-07	Clemson
Jesse Chatman	RB	2008	Eastern Washington
Ty Law	CB	2008	Michigan
Brodney Pool	S	2010-	Oklahoma

## 23

Dick Felt	DB	1960-61	Brigham Young
Mark Johnston	DB	1964	Northwestern
Bill Rademacher	DB-WR	1967-68	Northern Michigan
Jerry Davis	DB	1975	Morris Brown
Donnie Walker	S	1975	Central State (OH)
Shafer Suggs	SS	1976-80	Ball State
Mike Harmon	WR	1983	Mississippi
Dennis Bligen	RB	1984-87	St. John's
Derrick Foster	RB	1987	William Paterson
Mike Mayes	CB	1990	Louisiana State
Marcus Turner	DB	1992-95	UCLA
Eric Zomalt	S	1996	California
Kevin Williams	DB	1998-2000	Oklahoma State
Jamie Henderson	CB	2001-2003	Georgia
Derrick Blaylock	RB	2005-06	Stephen F. Austin
Hank Poteat	CB	2008	Pittsburgh
Shonn Greene	RB	2009-	Iowa

## 24

Leon Burton	HB	1960	Arizona State
Jim Tiller	HB	1962	Purdue
Johnny Sample	DB	1966-68	Maryland State
Artimus Parker	DB	1977	Southern Cal
Kenny Lewis	RB	1980	Virginia Tech
Freeman Mcneil	RB	1981-92	UCLA
Ray Mickens	CB	1996-2004	Texas A&M
Ty Law	CB	2005	Michigan
Darrelle Revis	CB	2007-	Pittsburgh

## 25

Ed Bell	DB	1960	Pennsylvania
Dave Ames	DB	1961	Richmond
Mel West	RB	1962	Missouri
Marshall Starks	DB	1963-64	Illinois
Ray Abruzzese	DB	1965-66	Alabama
Bob Prout	S	1975	Knox
Scott Dierking	RB	1977-83	Purdue
Cedric Minter	RB-KR	1984-85	Boise State
George Radachowsky	S	1987-89	Boston College
R.J. Kors	S	1991-92	Long Beach State
Clifford Hicks	DB-KR	1993-94	Oregon
Gary Jones	FS	1995-96	Texas A&M
Robert Farmer	RB	1999	Notre Dame
Reggie Tongue	S	2004	Oregon State
Nick Ferguson	S	2000-02	Georgia Tech
Derek Pagel	S	2003-04	Iowa
Kerry Rhodes	S	2005-09	Louisville
Joe McKnight	RB	2010-	Southern California

## 26

Dewey Bohling	HB	1960-61	Hardin-Simmons
---------------	----	---------	----------------

# ALL-TIME NUMERICAL ROSTER

Wayne Fontes	DB	1962	Michigan State
Tony Stricker	CB	1963	Colorado
David West	DB	1963	Central State (OK)
Bill Pashe	DB	1964	Geo. Washington
Pat Gucciardo	DB	1966	Kent State
Jim Richards	S	1968-69	Virginia Tech
Margene Adkins	WR	1973	Hutchinson JC
Carl Garrett	RB	1975	New Mexico Highlands
Donald Dykes	CB	1979-81	SE Louisiana
Lester Lyles	SS	1985-87	Virginia
Kenneth Johnson	DB	1990	Florida A&M
Damon Pieri	S	1993	San Diego State
Ron Carpenter	FS	1995-96	Miami (OH)
Jerome Henderson	DB	1997-98	Clemson
Omar Stoutmire	DB	1999	Fresno State
Chad Morton	RB	2001-02	Southern Cal
Omare Lowe	S	2003	Washington
Erik Coleman	S	2004-07	Washington State
Marcus Mason	RB	2008	Youngstown State
Lito Sheppard	CB	2009	Florida
Dwight Lowery	CB-S	2010-	San Jose State

## 27

Don Allard	QB	1961	Boston College
Jim Apple	HB	1961	Upsala
Phil Wise	FS	1971-76	Nebraska-Omaha
Ron Mabra	CB	1977	Howard
Jesse Johnson	DB	1980-83	Colorado
Russell Carter	CB	1984-87	SMU
Kevin Porter	DB	1992	Auburn
Pat Terrell	S	1994	Notre Dame
Lou D'Agostino	RB	1996	Rhode Island
Jerald Sowell	FB	1997	Tulane
Steve Atwater	S	1999	Arkansas
Tony Scott	CB	2000-01	N. Carolina State
Terrell Buckley	CB	2004	Florida State
Terry Butler	RB	2005	Villanova
Abram Elam	S	2007-08	Kent State
Donald Strickland	CB	2009	Colorado
Danny Woodhead	RB	2010	Cahdron State
Emanuel Cook	S	2010-	South Carolina

## 28

Chuck Dupre	DB	1960	Baylor
Jerry Robinson	WR	1965	Grambling
Jim Gray	DB	1966	Toledo
Abner Haynes	HB	1967	North Texas State
Cecil Leonard	CB	1969-70	Tuskegee
Darrol Ray	FS	1980-84	Oklahoma
Carl Howard	CB	1985-90	Rutgers
Pat Chaffey	RB	1992-93	Oregon State
Reggie Cobb	RB	1996	Tennessee
Raymond Austin	CB	1997	Tennessee
Curtis Martin	RB	1998-2006	Pittsburgh

## 29

Bill Shockley	RB	1960-62	West Chester State
John Bookman	DB	1961	Miami (FL)
Bake Turner	WR	1963-69	Texas Tech
Rocky Turner	WR	1972-73	Tenn.-Chattanooga
Carl Capria	S	1975	Purdue
Johnny Lynn	DB	1979-86	UCLA
Joe Burke	RB	1987	Rutgers
A.B. Brown	RB	1989-92	West Virginia
Adrian Murrell	RB	1993-97	West Virginia
Donnie Abraham	CB	2002-04	East Tennessee St.
Leon Washington	RB-KR	2006-	Florida State
Isaiah Trufant	CB	2010	Eastern Washington

## 30

Gerhard Schwedes	FB	1960	Pennsylvania
Dean Look	QB	1962	Michigan State
Mark Smolinski	FB	1963-68	Wyoming
George Nock	RB	1969	Morgan State
Chuck Mercein	RB	1970	Yale
Charlie White	RB	1971	Bethune-Cookman
Dennis Cambal	RB	1973	William & Mary
Bobby Batton	RB	1980	UNLV
Rocky Klever	RB	1982-83	Montana
Nuu Faaola	RB	1986-88	Hawaii
Brad Baxter	RB	1989-95	Alabama State
Chris Hayes	S	1997-2001	Washington State
Drew Coleman	CB	2006-	TCU

## 31

Bill Mathis	RB	1960-69	Clemson
Marion Barber	FB	1982-88	Minnesota
Lonnie Young	S	1991-93	Michigan State
Aaron Glenn	CB-KR	1994-2001	Texas A&M
Ray Green	CB	2003	South Carolina
Jeremy Lesueur	S	2005	Michigan
Hank Poteat	CB	2006-07	Pittsburgh
Ahmad Carroll	CB	2008-09	Arkansas
Antonio Cromartie	CB	2010-	Florida State

## 32

Charlie Browning	HB	1965	Washington
Emerson Boozer	RB	1966-75	Maryland State
Blair Thomas	RB	1990-93	Penn State
Anthony Johnson	FB	1994	Notre Dame
Sherriden May	FB	1995-96	Idaho
Leon Johnson	RB	1997-98, 2000	North Carolina
Darrien Johnson	DB	2005	Iowa
Kevan Barlow	RB	2006	Pittsburgh
J.R. Reed	S	2008	South Florida
Justin Miller	KR	2009	Clemson
Chauncey Washington	RB	2009	Southern Cal

## 33

Pete Hart	FB	1960	Hardin-Simmons
Paul Hynes	DB	1961-62	Louisiana Tech
Curley Johnson	P-RB	1963-69	Houston
W.K. Hicks	S	1970-72	Texas Southern
Bob Burns	RB	1974	Georgia
Kevin Long	RB	1977-81	South Carolina
John Chirico	RB	1987	Columbia
Terry Williams	CB	1988-89	Bethune-Cookman
Ronald Moore	RB	1995-96	Pittsburgh State
Jerald Sowell	FB	1998-2005	Tulane
Eric Smith	S	2006-	Michigan State

## 34

Walt Michaels	LB	1963	Washington & Lee
Lee White	RB	1968-70	Weber State
Larry Riley	CB	1978	Salem (WV)
John Nitti	RB	1981-82	Yale
Johnny Hector	RB	1983-92	Texas A&M
Kenyon Rasheed	RB	1995	Oklahoma
Bernie Parmalee	RB	1999-2000	Ball State
LaMont Jordan	RB	2001-04	Maryland
Cedric Houston	RB	2005-06	Tennessee
Dwight Lowery	CB	2008	San Jose State
Marquice Cole	CB	2009-	Northwestern

## 35

Roger Donnahoo	DB	1960	Michigan State
Bob Brooks	FB	1961	Ohio
Ed Kovac	HB	1962	Cincinnati

# ALL-TIME NUMERICAL ROSTER

Billy Joe	RB	1967-68	Villanova
Dennis Onkotz	LB	1970	Penn State
Jim Nance	RB	1973	Syracuse
Steve Davis	RB	1975-76	Delaware State
Mike Augustyniak	RB	1981-83	Purdue
Kerry Glenn	CB	1985-89	Minnesota
Tim Newman	RB	1987	Johnson C. Smith
Scottie Graham	RB	1992	Ohio State
Dexter Carter	RB	1995	Florida State
Del Lee	CB	1999	McNeese State
B.J. Askew	FB	2003-06	Michigan

## 36

Blanche Martin	FB	1960	Michigan State
Steve Harkey	RB	1971-72	Georgia Tech
Bob Gresham	RB	1975-76	West Virginia
Rich Miano	S	1985-89	Hawaii
Joe Fishback	CB	1992	Carson-Newman
Buddy Crutchfield	CB	1999	N. Carolina Central
David Barrett	CB	2004-08	Arkansas
Jim Leonhard	S	2009-	Wisconsin

## 37

Allen Smith	HB	1966	Findlay
George Nock	RB	1969-71	Morgan State
Marv Owens	WR	1974	San Diego State
Billy Hardee	CB	1977	Virginia Tech
Tim Moresco	S	1978-80	Syracuse
Skip Lane	CB	1984	Mississippi
Donnie Elder	DB	1985	Memphis
Jo Jo Heath	DB	1987	Pittsburgh
Anthony Prior	CB	1993-95	Washington State
Jake Moreland	RB-TE	2000	Western Michigan
Darian Barnes	FB	2007	Hampton

## 38

Ed Taylor	CB	1975-79	Memphis State
Billy Taylor	RB	1981	Texas Tech
George Floyd	DB-KR	1982-84	Eastern Kentucky
Larry Flowers	S	1985	Texas Tech
Mike Zordich	S	1987-88	Penn State
Todd Scott	S	1995	SW Louisiana
Kwame Ellis	CB	1996	Stanford
Earthwind Moreland	DB	2000	Georgia Southern
Jon McGraw	S	2002-04	Kansas State
Jamie Thompson	S	2006	Oklahoma State
John Conner	FB	2010-	Kentucky

## 39

Fred Julian	DB	1960-61	Michigan
Harry Howard	S	1976	Ohio State
Maurice Tyler	CB	1977	Morgan State
Saladin Martin	CB	1980	San Diego State
Harry Hamilton	S	1984-87	Penn State
Johnny Johnson	RB	1993-94	San Jose State
Andrew Davison	DB	2002	Kansas
Roderick Bryant	CB	2004	Idaho

## 40

Joe Paglei	FB	1960	Clemson
Dainard Paulson	DB	1961-66	Oregon State
Henry King	DB	1967	Utah State
Mike Battle	S	1969-70	Southern Cal
Hank Bjorklund	RB	1972-74	Princeton
Bobby Jackson	CB	1978-85	Florida State
Marc Hogan	DB	1987	Tennessee
James Hasty	CB	1988-94	Washington State
Joe Kowalewski	TE	2007	Syracuse

## 41

Charlie Flowers	FB	1962	Mississippi
Matt Snell	FB	1964-72	Ohio State
Keith Byars	FB	1998	Ohio State
Jamar Martin	FB	2006	Ohio State

## 42

Clyde Washington	DB	1963-65	Purdue
Randy Beverly	CB	1967-69	Colorado State
Clifford McClain	RB	1970-73	S. Carolina State
Bruce Harper	RB-KR	1977-84	Kutztown State
Maurice Turner	RB	1987	Utah State
John Booty	CB	1988-90	TCU
Ronnie Lott	S	1993-94	Southern Cal
Marcus Coleman	CB	1996-2001	Texas Tech
Sam Garnes	SS	2002-03	Cincinnati
Rashad Washington	S	2004-07	Kansas State

## 43

John Dockery	CB	1968-71	Harvard
Clarence "Jazz" Jackson	RB	1974-76	Western Kentucky
Roger Vick	FB	1987-89	Texas A&M
Mike Brim	CB	1991-92	Virginia Union
Vance Joseph	DB	1995	Colorado

## 44

Bert Rechichar	LB	1961	Tennessee
Jim Hudson	S	1965-70	Texas
John Riggins	RB	1971-75	Kansas
Tom Newton	RB	1977-82	California
Trent Collins	S	1987	San Diego State
Lonnie Young	S	1995-96	Michigan State
Corwin Brown	CB	1997-98	Michigan
Joe Todd	LB	2001	Hofstra
Luke Lawton	FB	2005	McNesse State
James Hodgins	FB	2006	San Jose State
James Ihedigbo	S	2008-	Massachusetts

## 45

Corky Tharp	DB	1960	Alabama
Dick Christy	RB	1961-63	N. Carolina State
Kern Carson	HB	1965	San Diego State
Cosmo Iacavazzi	HB	1965	Princeton
Earl Christy	DB	1966-68	Maryland State
Earlie Thomas	CB	1970-74	Colorado State
Louie Giammona	RB	1976	Utah State
Kirk Springs	S-KR	1981	Miami (OH)
Dwayne Crutchfield	FB	1982-83	Iowa State
Eddie Hunter	RB	1987	Virginia Tech
Tony Stargell	CB	1990-91	Tennessee State
Otis Smith	CB	1995-98	Missouri
Oliver Celestin	DB	2004-05	Texas Southern
Stacy Tutt	FB/TE	2006-07	Richmond

## 46

Bob Scrabis	QB	1960-62	Penn State
Bill Baird	S	1963-69	San Francisco State
Rich Sowells	CB	1971-76	Alcorn A&M
Woody Bennett	RB	1979-80	Miami (FL)
Fernanza Burgess	S	1984	Morris Brown
Michael Harper	WR-KR	1986	Southern Cal
Michael Mitchell	CB	1989	Howard Payne
J.J. Syvrud	LB	1999	Jamestown
Tanner Perdum	LS	2010-	Baker

## 47

Solomon Brannan	DB	1967	Morris Brown
Mike D'Amato	DB	1968	Hofstra
Roscoe Word	CB	1974-76	Jackson State

# ALL-TIME NUMERICAL ROSTER

Tommy Marvaso	DB	1976-77	Cincinnati	Adam Bob	LB	1989	Texas A&M
Jim Earley	FB	1978	Michigan State	Cal Dixon	C-G	1992-95	Florida
Jerry Holmes	CB	1980-83,86-87	West Virginia	Pepper Johnson	LB	1997-98	Ohio State
Greg Werner	TE	1989	Depauw	Olrick Johnson	LB	1999	Florida A&M
Scott Frost	S	1998-2000	Nebraska	Kenyatta Wright	LB	2003-05	Oklahoma State
<b>48</b>				Ryan Myers	LB	2006	Akron
Cornell Gordon	DB	1965-69	N. Carolina A&T	David Harris	LB	2007-	Michigan
Gus Hollomon	DB	1970-72	Houston	<b>53</b>			
Clifford Brooks	DB	1976	Tennessee State	Bill Zapalac	DE-LB	1971-73	Texas
Ken Schroy	S	1977-84	Maryland	Warren Koegel	C	1974	Penn State
Bobby Humphery	CB/WR/KR	1986-89	N e w	Richard Lewis	LB	1974	Portland State
Mexico State				Ken Bernich	G	1975	Auburn
Brian Washington	SS	1990-94	Nebraska	Carl Russ	LB	1976-77	Michigan
<b>49</b>				Al Palewicz	LB	1977	Miami (FL)
George Hoey	DB	1975	Michigan	Mike McKibben	LB	1979-80	Kent State
Ed Marinaro	RB	1976	Cornell	Jim Sweeney	C-G	1984-94	Pittsburgh
Steve Carpenter	CB	1980	Western Illinois	Chad Cascadden	LB	1995-98	Wisconsin
Tony Paige	FB	1984-86	Virginia Tech	Courtney Ledyard	LB	2000	Michigan State
Larry Robinson	CB	1987	NW Louisiana	Khary Campbell	LB	2002-03	Bowling Green
Travis Curtis	S	1990	West Virginia	Barry Gardner	LB	2005	Northwestern
Troy Johnson	LB	1990	Oklahoma	Cody Spencer	LB	2006-08	North Texas
Eric Kattus	TE-WR	1992	Michigan	Larry Izzo	LB	2009	Rice
Casey Dailey	LB	1998	Northwestern	Josh Mauga	LB	2010-	Nevada
Tony Richardson	FB	2008-	Auburn	<b>54</b>			
<b>50</b>				Ed "Wahoo" McDaniel	LB	1964-65	Oklahoma
James Furey	LB	1961	Kansas State	Jim Waskiewicz	LB	1966-67	Wichita State
Carl McAdams	DT-LB	1967-69	Oklahoma	Jamie Rivers	LB	1974-75	Bowling Green
Michael Taylor	LB	1972-73	Michigan	Steve Poole	LB	1976	Tennessee
Wayne Mulligan	OL	1974-75	Clemson	Stan Blinka	LB	1979-83	Sam Houston State
Mike Mock	G	1978	Texas Tech	Troy Benson	LB	1986-89	Pittsburgh
John Sullivan	LB	1979-80	Illinois	Marvin Jones	LB	1993-96	Florida State
Bob Crable	LB	1982-87	Notre Dame	Dwayne Gordon	LB	1997-2000	New Hampshire
Timmy Cofield	LB	1989	Elizabeth City State	Victor Hobson	LB	2003-07	Michigan
Dan Murray	LB	1990	East Stroudsburg	Kenwin Cummings	LB	2008-10	Wingate
Glenn Cadrez	LB	1992-95	Houston	<b>55</b>			
Rob Holmberg	LB	1998	Penn State	Robert Marques	LB	1960	Boston U.
Kelvin Moses	LB	2001-03	Wake Forest	Ernie Barnes	G-T	1960	N. Carolina College
Eric Barton	LB	2004-08	Maryland	Pasquale Lamberti	TE	1961	Richmond
Vernon Gholston	LB	2009-10	Ohio State	Alex Kroll	OL	1962	Rutgers
<b>51</b>				Mike Dukes	LB	1965	Clemson
Ralph Baker	LB	1964-74	Penn State	Jim Carroll	LB	1969	Notre Dame
Greg Buttle	LB	1976-84	Penn State	John Ebersole	DE-LB	1970-77	Penn State
Rogers Alexander	LB	1986	Penn State	Ron Crosby	LB	1979-83	Penn State
Jim Haslett	LB	1987	Indiana (PA)	Charles Jackson	LB	1985-86	Washington
John Galvin	LB	1988	Boston College	Alex Gordon	LB	1987-89	Cincinnati
Joe Mott	LB	1989-90	Iowa	Bobby Houston	LB	1991-96	N. Carolina State
Don Jones	LB	1992-93	Washington	Marvin Jones	LB	1997-2003	Florida State
Tuineau Alipate	LB	1994	Washington	Mark Brown	LB	2003-05	Auburn
Eddie Mason	LB	1995	North Carolina	Brad Kassell	LB	2006-08	North Texas
Matt Finkes	LB	1997	Ohio State	Jamaal Westerman	LB	2009-	Rutgers
Bryan Cox	LB	1998-2000	Western Illinois	<b>56</b>			
James Darling	LB	2001-02	Washington State	Roger Ellis	C	1960-62	Maine
Quincy Stewart	LB	2003	Louisiana Tech	Ted Bates	LB	1963	Oregon State
Jonathan Vilma	LB	2004-07	Miami (FL)	John Schmitt	C	1964	Hofstra
Ryan Fowler	LB	2009	Duke	Paul Crane	C-G-T	1966-72	Alabama
<b>52</b>				Godwin Turk	LB	1974-75	Southern
Mike Hudock	C	1960-65	Miami (FL)	Larry Keller	LB	1976-78	Houston
John Schmitt	C	1966-73	Hofstra	Lance Mehl	LB	1980-87	Penn State
Steve Reese	LB	1974-75	Louisville	Don Graham	LB	1988	Penn State
Mike Hennigan	LB	1976-78	Tennessee Tech	Jeff Lageman	DE	1989-94	Virginia
Al Washington	LB	1981	Ohio State	Rick Hamilton	LB	1996	Central Florida
Jim Eliopoulos	LB	1983-85	Wyoming	Chris Wing	LB	1997	Boise State
Onzy Elam	LB	1987-88	Tennessee State	Craig Powell	LB	1998	Ohio State
John Galvin	LB	1990-91	Boston College	Roman Phifer	LB	1999-2000	UCLA
				Jason Glenn	LB	2001	Texas A&M

# ALL-TIME NUMERICAL ROSTER

Sam Cowart	LB	2002-04	Florida State
John Abraham	DE	2005	South Carolina
Anthony Schlegel	LB	2006	Ohio State
Vernon Gholston	LB	2008	Ohio State
Lance Laury	LB	2010-	South Carolina

## 57

Hubert Bobo	LB	1961-62	Ohio State
Dave Yohn	LB	1963	Gettysburg
John Matlock	C	1967	Miami (FL)
John Little	DE-DT	1970-74	Oklahoma State
Richard Lewis	LB	1975	Portland State
Jim Jerome	LB	1977	Syracuse
Blake Whitlatch	LB	1978	Louisiana State
John Woodring	LB	1981-85	Brown
Kevin McArthur	LB	1986-89	Lamar
Mac Stephens	LB	1990	Minnesota
Mo Lewis	LB	1991-2003	Georgia
Ryan Riddle	LB	2006	California
Darrell McClover	LB	2004-05	Miami (FL)
Jason Trusnik	LB	2007-08	Ohio Northern
Bart Scott	LB	2009-	Southern Illinois

## 58

Bill Ferguson	LB	1973-74	San Diego State
Richard Wood	LB	1975	Southern Cal
Mark Merrill	LB	1978-79	Minnesota
Marty Wetzel	LB	1981	Tulane
Bobby Bell	LB	1984	Missouri
Matt Monger	LB	1985-87	Oklahoma State
Lynwood Alford	LB	1987	Syracuse
Joe Kelly	LB	1990-92	Washington
Mike Merriweather	LB	1993	Pacific
Wilber Marshall	LB	1995	Florida
Aubrey Beavers	LB	1996	Oklahoma
James Farrior	LB	1997-2001	Virginia
Jason Glenn	LB	2002-04	Texas A&M
Ryan Myers	LB	2005	Akron
Matt Chatham	LB	2006-07	South Dakota
Bryan Thomas	LB	2010-	Ala.-Birmingham

## 59

Rob Spicer	LB	1973	Indiana
Howard Kindig	T-C	1974	Cal St.-Los Angeles
Bob Martin	LB	1976-79	Nebraska
George Lilja	T	1983	Michigan
Kyle Clifton	LB	1984-96	TCU

## 60

Larry Grantham	LB	1960-72	Mississippi
Dan Alexander	G	1977-89	Louisiana State
Casey Wiegmann	C	1997	Iowa
Dennis O'Sullivan	C	2001	Tulane
D'Brickshaw Ferguson	T	2006-	Virginia

## 61

Frank D'Agostino	G-T	1960	Auburn
Leon Dombrowski	LB	1960	Delaware
Dan Callahan	G	1960-61	Akron
Dan Ficca	G	1963-1966	Southern Cal
Bob Talamini	G	1968	Kentucky
Roger Finnie	G	1969-72	Florida A&M
John Roman	T	1976-82	Idaho State
George Lilja	T	1984	Michigan
Greg Gunter	C	1985	C.W. Post
Jeff Criswell	G-T	1988-90	Graceland (IA)
Terrance Wisdom	G	1995	Syracuse
Giradie Mercer	DT	2001	Marshall
Adrien Clarke	G	2007	Ohio State

## 62

Bob O'Neill	G	1961	Notre Dame
Sid Fournet	DE	1962-63	Louisiana State
Ed Cummings	LB	1964	Stanford
Al Atkinson	LB	1965-74	Villanova
Joe Pellegrini	OL	1982-83	Harvard
Bill Bain	G-T	1986	Southern Cal
Eric Coss	C	1987	Temple
Roger Duffy	G-C	1990-97	Penn State
Todd Burger	G	1998	Penn State
Vladimir Ducasse	G	2010-	Massachusetts

## 63

Bob Butler	G	1963	Kentucky
Roy Hord	OL	1963	Duke
Bob Rowley	LB	1964	Virginia
Jim O'Mahoney	LB	1965-66	Miami (FL)
John Neidert	LB	1968-69	Louisville
Gordon Wright	G	1969	Delaware State
Roy Kirksey	G	1971-72	Maryland State
Travis Roach	G	1974	Texas
John Hennessy	DE	1977-79	Michigan
Ted Banker	G-C	1984-88	SE Missouri State
Dave Zawatson	G-T	1990	California
Carlton Haselrig	G-T	1995	Pitt-Johnstown
Lamont Burns	G	1997	East Carolina
J.P. Machado	C-G	1999-2002	Illinois
Dewayne Robertson	DT	2003-07	Kentucky

## 64

Tom Budrewicz	G	1961	Brown
Ed Walsh	T	1961	Penn Military
Jerry Fields	LB	1961-62	Ohio State
Pete Perreault	T-G	1963-67	Boston University
Chuck Hinton	DT	1971	N. Carolina College
Gregg Robinson	DE-DT	1978	Dartmouth
Guy Bingham	C-G	1980-88	Montana
Martin Cornelson	C	1987	N. Carolina State
Trevor Matich	C-T-G	1990-91	Brigham Young
Harry Galbreath	G	1996	Tennessee
J.R. Conrad	C	1997	Oklahoma
Dave Yovanovits	G	2003-04	Temple
Norm Katnik	C-G	2005-06	Southern Cal

## 65

Sam Deluca	G	1964-66	South Carolina
Jimmie Jones	DE-LB	1969-70	Wichita State
Joe Fields	C	1975-87	Widener
John Hudson	C-G	1996-99	Auburn
Brandon Moore	G	2003-	Illinois

## 66

Howard Glenn	G	1960	Linfield
Randy Rasmussen	G	1967-81	Kearney State
Billy Shields	T	1985	Georgia Tech
Vince Jasper	G	1987	Iowa State
Dave Cadigan	G-T	1988-93	Southern Cal
Donald Evans	DE-DT	1994-95	Winston-Salem State
Lonnie Palelei	OG	1997	UNLV
Pete Kendall	G	2004-06	Boston College
Will Montgomery	G	2007	Virginia Tech
Alan Faneca	G	2008-09	Louisiana State

## 67

Bob Mischak	G	1960-62	Army
Jim Price	LB	1963	Auburn
Dave Herman	G	1964-73	Michigan State
Darrell Austin	G-C	1975-78	South Carolina
Ed McGlasson	C	1979	Youngstown State

# ALL-TIME NUMERICAL ROSTER

Anthony Corvino	G-T	1987	S. Connecticut
Dwayne White	G	1990-94	Alcorn State
Everett Mciver	G-T	1995	Elizabeth City State
Mike Gisler	C-G	1998-99	Houston
Kareem McKenzie	T	2001-04	Penn State
Doug Nienhuis	G	2005	Oregon State
Kimo von Oelhoffen	DL	2006	Boise State
Damien Woody	T	2008-10	Boston College

## 68

John McMullan	G	1960-62	Notre Dame
Mike Stromberg	LB	1968	Temple
Gordon Wright	G	1969	Delaware State
David Middendorf	OL	1970	Washington State
Roger Bernhardt	G	1974	Kansas
Tank Marshall	DT	1977	Texas A&M
David Ware	T	1993	Virginia
Eric Cunningham	G	1979-80	Penn State
Reggie McElroy	T	1983-89	West Texas State
John Bock	C	1995	Indiana State
Kevin Mawae	C	1998-2005	Louisiana State
Anthony Clement	T	2006-07	Louisiana-Lafayette
Will Montgomery	G	2008	Virginia Tech
Matt Slauson	G	2009-	Nebraska

## 69

Sid Abramowitz	T	1985	Tulsa
Harry Boatswain	G-T	1996	New Haven
Steve Hammond	LB	1988	Wake Forest
William Roberts	G	1997	Ohio State
Jeff Criswell	G-T	1991-94	Graceland (IA)
Jason Fabini	T	1998-2005	Cincinnati
Charles Missant	C	2006	Western Michigan
C.J. Mosley	DT	2008	Missouri

## 70

Gene Cockrell	T-DT	1960-62	Hardin-Simmons
Jim McCusker	T	1964	Pittsburgh
John Schmitt	C	1965	Hofstra
Karl Henke	DT	1968	Tulsa
Dave Foley	T	1969-71	Ohio State
Larry Woods	DT	1974-75	Tennessee State
Stan Waldemore	C-G-T	1978-84	Nebraska
Tony Garbarczyk	DE	1987	Wake Forest
Jeff Oliver	OL	1989	Boston College
Siupeli Malamala	T	1992	Washington
Leonard Marshall	DE-DT	1993	Louisiana State
Matt O'Dwyer	G	1995-98	Northwestern
Lance Legree	DT	2005	Notre Dame
Mike DeVito	DE	2007-	Maine

## 71

Paul Seiler	T-C	1967	Notre Dame
Sam Walton	T	1968-69	East Texas State
John Mooring	G-T	1971-73	Tampa
Al Krevis	T	1976	Boston College
Jeff Bleamer	G-T	1977	Penn State
Joe Moreino	DE	1978	Idaho State
Bob Winkel	DE-DT	1979-80	Kentucky
Jim Luscinski	T	1982	Norwich
Mark Shumate	DT	1985	Wisconsin
Jim Stuckey	DL	1986	Clemson
Pete McCartney	OL	1987	Louisville
Bill Pickel	DT	1991-94	Rutgers
Mike Chalenski	DE-DT	1996	UCLA
Kerry Jenkins	G-T	1997-2001	Troy State
Wade Smith	OL	2006-07	Memphis
Jarron Gilbert	DL	2010-	San Jose State

## 72

Dick Guesman	T	1960-61	West Virginia
Charlie Janerette	G-T	1963	Penn State
Paul Rochester	DT	1965-69	Michigan State
Scott Palmer	DT	1971	Texas
Robert Woods	T	1973-77	Tennessee State
Al Burton	DE-DT	1977	Bethune-Cookman
Chris Ward	T	1978-83	Ohio State
Gordon King	T-G	1986-87	Stanford
Ken Jones	T	1987	Arkansas State
Brett Miller	T	1990-92	Iowa
Karl Wilson	DE	1992-93	Louisiana State
Dave Alexander	C-G-T	1996	Tulsa
Jason Ferguson	DT	1997-2004	Georgia
Jacob Bender	T	2007	Nicholls State

## 73

## retired

Larry Baker	T	1960	Bowling Green
Joe Katcik	DT	1960	Notre Dame
Moses Gray	T	1961-62	Indiana
George Strugar	DT	1962-63	Washington
Paul Rochester	DT	1964	Michigan State
Nick DeFelice	T	1965	S. Connecticut
Mitch Dudek	T	1966	Xavier
Dennis Randall	DT	1967	Oklahoma State
Joe Klecko	DE-DT	1977-87	Temple
David Williams	T	1996	Florida

## 74

Nick Mumley	DE	1960-62	Purdue
Gordy Holtz	T-DT	1964	Minnesota
Henry Schmidt	DT	1966	Southern Cal
Jeff Richardson	OL	1967-68	Michigan State
Ray Hayes	DT	1968	Toledo
Joe Schmiesing	DT	1974	New Mexico State
Mark Garalczyk	DT-DE	1979-88	Western Michigan
Abdul Salaam	DT	1976-83	Kent State
Ron Faurot	LB-DE	1984-85	Arkansas
Elvis Franks	DE	1986	Morgan State
Derland Moore	DT	1986	Oklahoma
Don Smith	DT	1987	Miami (FL)
Curt Singer	T	1989	Tennessee
Everett McIver	G-T	1994	Elizabeth City State
Erik Howard	DT-DE	1995-96	Washington State
Ryan Young	T	1999-2001	Kansas State
Darnell Alford	G	2002	Boston College
Scott Gragg	T	2005	Montana
Brent Smith	G-T	2003-04	Mississippi State
Nick Mangold	C	2006-	Ohio State

## 75

Tom Saidock	DT	1960-61	Michigan State
Proverb Jacobs	DT	1961-62	California
John Kenerson	DE-DT	1962	Kentucky State
Winston Hill	T	1963-76	Texas Southern
Tony Chickillo	DE	1987	Miami
Adam Schreiber	C	1988-89	Texas
Irv Eatman	T	1991-92	UCLA
Siupeli Malamala	T	1993-99	Washington
Carl Hansen	DT	1998	Stanford
Ian Rafferty	T	1999	N. Carolina State
Larry Webster	DT	2002	Maryland
Chester McGlockton	DE-DT	2003	Clemson
Robert Turner	OL	2007-	New Mexico

## 76

Bob Watters	DE	1962	Lincoln (Mo.)
Arnie Simkus	DT	1965	Michigan

# ALL-TIME NUMERICAL ROSTER

Steve Chomyszak	DT	1966	Syracuse	Johnny "Lam" Jones	WR	1980-85	Texas
Bob Svihus	T	1971-73	Southern Cal	Scott Holman	WR	1987	Oregon
Jim Bailey	DT	1975	Kansas	K.D. Dunn	TE	1988-89	Clemson
Lawrence Pillers	DE	1976-80	Alcorn State	Greg Werner	TE	1989	DePauw
Ben Rudolph	DE-DT	1981-86	Long Beach State	Mark Boyer	TE	1990-92	Southern Cal
John Thomas	T	1987	Toledo	James Thornton	TE	1993-94	Cal State Fullerton
Mike Withycombe	T-G	1988-89	Fresno State	Wayne Chrebet	WR	1995-2005	Hofstra
James Brown	T	1993-95	Virginia State				
Jumbo Elliott	T	1996-2002	Michigan				
Steve Morley	T-G	2005	St. Mary's (Canada)				
Clint Oldenburg	T	2007	Colorado State				
Patrick Brown	T	2010	Central Florida				

## 77

Joe Ryan	DE	1960	Villanova
Sid Youngelman	DE	1960-61	Alabama
Dick Guesman	T	1962-63	West Virginia
Bert Wilder	DE-DT	1964	N. Carolina State
Tom Bayless	DT	1970	Purdue
Carl Barzilauskas	DT	1974-77	Indiana
Joe Pellegrini	DT	1978-79	Idaho
Kenny Neil	DE-DT	1981-83	Iowa State
Ron Sams	C-G	1986	Pittsburgh
Gerald Nichols	DE-DT	1987-90	Florida State
Matt Willig	T-G	1992-95	Southern Cal
Jay Hagood	T	1997	Virginia Tech
Randy Thomas	G	1999-2002	Mississippi State
J.P. Machado	C-G	2003	Illinois
Rashad Moore	DL	2006	Tennessee
Kris Jenkins	DT	2008-10	Maryland

## 78

Jack Klotz	T	1960-63	Penn Military
Jim Harris	DT	1965-67	Utah State
Garry Puetz	G-T	1973-78	Valparaiso
Barry Bennett	DE-DT	1982-88	Concordia (MN)
Scott Jones	T	1990	Washington
Mario Johnson	DT-DE	1992	Missouri
Lou Benfatti	DT	1994-96	Penn State
Terry Day	DE	1997	Mississippi State
Jonathan Goodwin	C-G	2002-05	Michigan
Wayne Hunter	T	2008-	Hawaii

## 79

Bob Reifsnyder	DE	1960-61	Navy
Francis Morelli	T	1962	Colgate
Sherman Plunkett	T	1963-67	Maryland State
Paul Seiler	T-C	1969	Notre Dame
Clovis Swinney	DL	1971	Arkansas State
Gordie Browne	T	1974-75	Boston College
Marvin Powell	T	1977-85	Southern Cal
Mike Haight	G	1986-91	Iowa
Chris Brown	T	1987	Lamar
Melvin Hayes	T	1995	Mississippi State
David Loverne	G	1999-2001	San Jose State
Dave Szott	G	2002-03	Penn State
Adrian Jones	T	2004-07	Kansas
Ropati Pitoitua	DE	2009-	Washington State

## 80

David Ross	E	1960-61	Los Angeles State
Perry Richards	WR	1962	Detroit
Jim Evans	WR	1964	Texas Western
Bob Werl	DE	1966	Miami (FL)
John Elliott	DT	1967-73	Texas
Howard Satterwhite	WR	1976	Sam Houston State
Shelton Diggs	WR	1977	Southern Cal
Kevin Bell	WR	1978	Lamar
Roger Farmer	WR	1979	Baker (KS)

Johnny "Lam" Jones	WR	1980-85	Texas
Scott Holman	WR	1987	Oregon
K.D. Dunn	TE	1988-89	Clemson
Greg Werner	TE	1989	DePauw
Mark Boyer	TE	1990-92	Southern Cal
James Thornton	TE	1993-94	Cal State Fullerton
Wayne Chrebet	WR	1995-2005	Hofstra

## 81

Gerry Philbin	DE	1964-72	Buffalo
Richard Neal	DE	1973-77	Southern
Derrick Gaffney	WR	1978-84, '87	Florida
Billy Griggs	TE	1985-89	Virginia
Terance Mathis	WR-KR	1990-93	New Mexico
Art Monk	WR	1994	Syracuse
Kyle Brady	TE	1995	Penn State
Jeff Graham	WR	1996-97	Ohio State
Bradford Banta	TE	2000	Southern Cal
Matthew Hatchette	WR	2001	Langston
Chris Baker	TE	2002	Michigan State
Curtis Conway	WR	2003	Southern Cal
Justin McCareins	WR	2004-07	Northern Illinois
Dustin Keller	TE	2008-	Purdue

## 82

Ken Campbell	E	1960	West Chester State
Ed Cooke	E	1960-63	Maryland
Bert Wilder	DE-DT	1965-67	N. Carolina State
Gary Arthur	TE	1970-71	Miami (OH)
David Knight	WR	1973-77	William & Mary
Mickey Shuler	TE	1978-89	Penn State
Pat Kelly	TE	1991	Syracuse
Rob Carpenter	WR	1992-94	Syracuse
Blake Spence	TE	1998-99	Oregon
Vincent Brisby	WR	2000	NE Louisiana
Malcolm Johnson	WR	2000	Notre Dame
Kevin Swayne	WR	2001-03	Wayne State
Jason Pociask	TE	2007	Wisconsin
Matt Mulligan	TE	2009-	Maine

## 83

George Sauer	WR	1965-70	Texas
Jerome Barkum	TE	1972-83	Jackson State
Nick Bruckner	WR	1984	Syracuse
Jojo Townsell	WR-KR	1985-90	UCLA
Johnny Mitchell	TE	1992	Nebraska
Troy Sadowski	TE	1993	Georgia
Tyrone Davis	WR-TE	1995-96	Virginia
Dwight Stone	WR-KR	1999-2000	E. Tennessee State
Damon Dunn	WR	2000	Stanford
Daniel Wilcox	TE	2001	Appalachian State
Santana Moss	WR-KR	2001-04	Miami (FL)
Joel Dreessen	TE-LS	2005	Colorado State
Chansi Stuckey	WR	2007-09	Clemson
Danny Woodhead	WR	2009	Chadron State

## 84

Art Powell	WR	1960-62	San Jose State
Ken Gregory	E	1963	Whittier
Sammy Weir	WR	1966	Arkansas State
Mark Lomas	DE-DT	1970-74	N. Arizona
Keith Denson	WR	1976	San Diego State
Clint Haselrig	WR	1976	Michigan
Paul Darby	WR	1979-80	SW Texas State
Bobby Humphery	CB-KR	1984-89	New Mexico State
Michael Harper	WR	1987-89	Southern Cal
Chris Dressel	TE	1989-91	Stanford
Troy Sadowski	TE	1992	Georgia
Fred Baxter	TE	1993-2000	Auburn

# ALL-TIME NUMERICAL ROSTER

Craig Yeast	WR	2001	Kentucky
Jonathan Carter	WR	2002-04	Troy State
Dante Ridgeway	WR	2005	Ball State
Ben Hartsock	TE	2009-10	Ohio State

85

Gene Heeter	TE	1963-65	West Virginia
Steve Thompson	DT-DE	1968-70	Washington
Ed Galigher	DE-DT	1972-76	UCLA
Wesley Walker	WR	1977-89	California
Reggie Smith	WR	1987	N.Carolina Central
Rob Moore	WR	1990-94	Syracuse
Jeff Sydnor	WR-KR	1995	Hawaii
Henry Bailey	WR	1996	UNLV
John Burke	TE	1997	Virginia Tech
Jermaine Wiggins	TE	2000	Georgia
James Dearth	TE-LS	2001-09	Tarleton State

86

Karl Kalimer	T	1962	Boston U.
Verlon Biggs	DE	1965-70	Jackson State
Joe Jackson	DE	1972-73	New Mexico State
Willie Brister	TE	1974-75	Southern
Rich Osborne	TE	1976	Texas A&M
Bob Raba	TE	1977-79	Maryland
Steve Stephens	TE	1981	Oklahoma State
Steve Alvers	TE-C	1982	Miami (FL)
Glenn Dennison	TE	1984	Miami (FL)
Nick Bruckner	WR	1983-85	Syracuse
Stan Hunter	WR	1987	Bowling Green
Tracy Martin	WR	1987	North Dakota
Keith Neubert	TE	1988-89	Nebraska
Doug Wellsandt	TE	1990	Washington State
Ken Whisenhunt	TE	1991-92	Georgia Tech
Johnny Mitchell	TE	1993-95	Nebraska
Alex Van Dyke	WR	1996-98	Nevada
Eric Green	TE	1999	Liberty
Windrell Hayes	WR	2000-01	Southern Cal
Chris Baker	TE	2003-08	Michigan State
Jeff Cumberland	TE	2010-	Illinois

87

Laverne Torczon	DE	1962-65	Nebraska
Pete Lammons	TE	1966-71	Texas
Steve Thompson	DT-DE	1972-73	Washington
Billy Newsome	DE-DT	1975-76	Grambling
Bruce Stephens	WR	1978	Columbia
Gerald Carter	WR	1980	Texas A&M
Kurt Sohn	WR-KR	1981-88	Fordham
Eric Riley	TE	1987	E. Washington
Chris Burkett	WR	1989-93	Jackson State
Ryan Yarborough	WR	1994-95	Wyoming
Webster Slaughter	WR	1996	San Diego State
Laveranues Coles	WR	'00-02, '05-08, '10	Florida State
David Clowney	WR	2009-10	Virginia Tech

88

Thurlow Cooper	TE-DE	1960-62	Maine
Bob McAdams	DE	1963-64	N.Carolina College
Bill Yearby	DT-DE	1966	Michigan
Richard Caster	TE-WR	1970-77	Jackson State
Mark Iwanowski	TE	1978	Pennsylvania
Tom Coombs	TE	1982	Idaho
Chy Davidson	WR	1984-85	Rhode Island
Al Toon	WR	1985-92	Wisconsin
Tony Sweet	TE	1987	Montclair State
Stevie Anderson	WR	1994	Grambling
Curtis Ceaser	WR	1995	Grambling
Kyle Brady	TE	1996-98	Penn State

Quinn Early	WR	1999	Iowa
Anthony Becht	TE	2000-04	West Virginia
Doug Jolley	TE	2005	BYU
Sean Ryan	TE	2006-07	Boston College
Bubba Franks	TE	2008	Miami (FL)
Patrick Turner	WR	2010-	Southern Cal

89

Dee Mackey	TE	1963-65	East Texas State
Wayne Stewart	TE	1969-72	California
Lou Piccone	WR	1974-76	West Liberty State
Bobby Jones	WR	1978-82	None
Preston Brown	WR	1983	Vanderbilt
Rocky Klever	RB	1984-87	Montana
Titus Dixon	WR	1989	Troy State
Phillip Epps	WR	1989	TCU
Dale Dawkins	WR	1990-93	Miami (FL)
Orlando Parker	WR	1994	Troy State
Charles Wilson	WR	1995	Memphis
Dedric Ward	WR-KR	1997-2000	Northern Iowa
Tory Woodbury	QB-WR	2002	Winston-Salem State
Kevin Lockett	WR	2003	Kansas State
Jerricho Cotchery	WR	2004-	N. Carolina State

90

Chris Godfrey	G-T	1980	Michigan
Jay Brophy	LB	1987	Miami (FL)
Robin Cole	LB-DE	1988	New Mexico
Dennis Byrd	DE-DT	1989-92	Tulsa

91

Don Buckey	WR	1976	N. Carolina State
Paul Frase	DE-DT	1988-94	Syracuse
Brent Williams	DE	1996	Toledo
Jason Wiltz	DT	1999-2000	Nebraska
Steve Martin	DT	2001	Missouri
Josh Evans	DT	2002-04	Ala.-Birmingham
Sione Pouha	DT	2005-	Utah

92

Wesley Roberts	DE	1980	TCU
Ken Rose	LB	1987-89	UNLV
Emanuel McNeil	DT	1990	Tennessee-Martin
Coleman Rudolph	DT-LB	1993	Georgia Tech
Tony Casillas	DT	1994-95	Oklahoma
Bobby Hamilton	DE	1996-99	S. Mississippi
Shaun Ellis	DE	2000-	Tennessee

93

Marty Lyons	DE-DT	1979-89	Alabama
Marc Spindler	DT	1995-96	Pittsburgh
Ernie Logan	NT	1997-2000	East Carolina
James Reed	DT	2001-05	Iowa State
Kenyon Coleman	DE	2007-08	UCLA
Marques Douglas	DE	2009	Howard
Trevor Pryce	DL	2010-	Clemson

94

Ralph DeLoach	DE	1981	California
Rusty Guilbeau	DE-LB	1982-86	McNeese State
Scott Mersereau	DT	1987-93	S. Connecticut
Matt Brock	DT	1995-96	Oregon
Rick Terry	DT	1997-98	North Carolina
John Abraham	DE-LB	2000-04	South Carolina
Marques Murrell	DE	2007-09	Appalachian State
Marcus Dixon	DT	2010-	Hampton

95

Tom Baldwin	DT	1984-88	Tulsa
Troy Johnson	LB	1991	Oklahoma

# ALL-TIME NUMERICAL ROSTER

Huey Richardson	DE	1992	Florida
Alfred Oglesby	DT	1994	Houston
Rick Lyle	DE	1997-2001	Missouri
Steve White	DE	2002	Tennessee
Matt McChesney	DT	2005	Colorado
Matt Walters	DE	2003	Miami (FL)
C.J. Mosley	DL	2006-07	Missouri
Howard Green	DT	2009-10	Louisiana State

## 96

Henry Walls	LB	1987	Clemson
Ron Stallworth	DE-DT	1989-90	Auburn
Mark Gunn	DE-DT	1991-94	Pittsburgh
Jeff Faulkner	DE-DT	1996	Southern
Tom Barndt	T-DT	2001	Pittsburgh
Daleroy Stewart	DT	2004	S Mississippi
Dave Ball	DE	2005-06	UCLA
David Bowens	LB	2007-08	Western Illinois
Jason Trusnik	LB	2009	Ohio Northern
Martin Tevaseu	DT	2010-	Nevada

## 97

Don Baldwin	DE	1987	Purdue
Marvin Washington	DE-DT	1989-96	Idaho
Dorian Boose	DE	1998-2000	Washington State
Giradie Mercer	DT	2002	Marshall
Trevor Johnson	DE-LB	2004-05	Nebraska
Kareem Brown	DE	2007	Miami (FL)
Calvin Pace	LB	2008-	Wake Forest

## 98

Jerome Foster	DE-DT	1986-87	Ohio State
Ladell Wills	LB	1987	Jackson State
Ralph Jarvis	DE	1988	Temple
Darrell Davis	DE-LB	1990-91	TCU
Kurt Barber	LB-DE	1992-95	Southern Cal
Mark Gunn	DE-DT	1996	Pittsburgh

Ronnie Dixon	DT	1997	Cincinnati
Anthony Pleasant	DE	1998-99	Tennessee State
Shane Burton	DE-DT	2000-01	Tennessee
Alan Harper	DT	2002-04	Fresno State
Jamar Enzor	LB	2005	Cincinnati
T.J. Hollowell	LB	2005	Nebraska
Bobby Hamilton	DE	2006	Southern Mississippi
Eric Hicks	DE	2007	Maryland
Kareem Brown	DE	2008	Miami (FL)
Matt Kroul	DL	2010-	Iowa

## 99

Mark Gastineau	DE	1979-88	East Central (OK)
Keo Coleman	LB	1992	Mississippi State
Steve DeOssie	LB	1993	Boston College
Hugh Douglas	DE-LB	1995-97	Central State (OH)
Eric Ogbogu	DE	1998-2001	Maryland
Bryan Thomas	LB	2002-09	Ala.-Birmingham
Jason Taylor	DE-LB	2010	Akron

# ALL-TIME PRACTICE SQUAD ROSTER

## A

Adams, Darrell, DE, Villanova, 2006  
Adams, Titus, DL, Texas, 2006  
Allen, Alan, WR, Idaho, 1995  
Alston, Corey, WR, W. Michigan, 2001  
Anthony, Corwin, TE, UCLA, 1991

## B

Banks, Alvin, RB, James Madison, 2007  
Barnes, Reggie, RB, Delaware State, 1989  
Bell, Geno, DT, Auburn, 1999  
Bell, Grantis, WR, West Virginia, 1990  
Billingsley, Will, CB, North Carolina A&T, 2010  
Bradley, James, WR, Michigan State, 1991  
Bragg, Craig, WR, UCLA, 2005  
Brackins, Larry, WR, Pearl River CC, 2008  
Brazzell, Chris, WR, Angelo State, 1998  
Brown, Cody, LB, Connecticut, 2010  
Bryant, Blaise, RB, Iowa State, 1991  
Burke, Paul, TE, Idaho, 1994  
Burman, Jon, T, Illinois, 1989  
Burnell, Keith, RB/WR, Delaware, 2003-04  
Burns, Lamont, G, East Carolina, 1998

## C

Capizzi, Jason, OL, Indiana (PA), 2007  
Cash, Ataveus, WR, Hampton, 2002  
Caulcrick, Jehuu, RB, Michigan St., 2008-09  
Collins, Manny, CB, Rutgers, 2007  
Condren, Brannon, S, Troy, 2009  
Conway, Brett, K, Penn State, 1998  
Cook, Emanuel, DB, South Carolina, 2009  
Crabbe, Shawn, LB, Michigan, 2010

## D

Daniels, Stanley, OL, Washington, 2008  
Davis, Britt, WR, Northern Illinois, 2009  
Davis, Jason, FB, Illinois, 2009  
Davison, Andrew, DB, Kansas, 2004  
Derby, Glenn, T, Wisconsin, 1989  
DeVan, Kyle, OL, Oregon State, 2008  
Donald, Tony, TE, Western State, 2004

## E

Elgin, Mike, OL, Iowa, 2007

## F

Farmer, Robert, RB, Notre Dame, 1997-98  
Felix, Robby, C, UTEP, 2010  
Fitch, Zarnell, DT, TCU, 2006  
Fitzhugh, Keith, S, Mississippi State, 2009  
Flowers, Little John, RB, Michigan State, 2002-03  
Foley, Ricky, LB, York (Canada), 2010

## G

Gaine, Brian, TE, Maine, 1996  
Gallery, Nick, P, Iowa, 1997  
Garay, Antonio, DT, Boston College, 2009  
Gay, Dan, T, Baylor, 2009  
Gessner, Chas, WR, Brown, 2004  
Green, Yatil, WR, Miami (FL), 2000  
Guest, Craig, LB, Buffalo, 1997

## H

Haley, Dennis, LB, Virginia, 2005  
Hannah, Shane, G, Michigan State, 1997  
Hansen, Carl, DT, Stanford, 1999

Harrell, Reggie, WR, TCU, 2005  
Hart, Lawrence, TE, Southern, 1998-99  
Hayes, Mark, T, Arizona State, 1991  
Henry, Marcus, WR, Kansas, 2009  
Hodge, Alfonso, CB, Miami (OH), 2006  
Hofland, Mark, T, Maryland, 1990  
Hunter, Wayne, OL, Hawaii, 2007  
Husak, Todd, QB, Stanford, 2001

## J

Jackson, Marlion, RB, Saginaw Valley State, 2000-01  
Jenkins, Pepper, LB, Long Beach St., 1991  
Johnson, Alonzo, WR, Central State, 1997  
Jones, Clarence, WR, Tennessee St., 1996

## K

Karczewski, Doug, G, Virginia, 1999  
Kearney, Carl, WR, Georgia Southern, 2004  
Keenan, Ryan, G, Northwestern, 2008  
Kenney, Brad, DT, Citadel, 1996  
Kinard, Leroy, RB, Liberty, 1991  
King, Michael, OL, Northwestern State, 2005  
Kowalewski, Joe, TE, Syracuse, 2006  
Kracalik, Mike, OL, San Diego State, 2005  
Kroul, Matt, DT, Iowa, 2009  
Kurz, Todd, P, Illinois State, 1997

## L

Lamkin, Corey, TE, Texas A&M- CC, 2005  
Landolt, Dennis, G, Penn State, 2010  
Listorti, Brad, TE, Massachusetts, 2008  
Lockhart, Radell, DL, Catawba, 2005  
Luoto, Iiro, TE, Finland (NFLE), 2007

## M

Mackey, Jerry, LB, Syracuse, 2007  
Maddox, Andre, S, North Carolina St., 2006  
Mailo, Faaesee, G, Southern Cal, 2002  
Manupuna, Vaka, DT, Colorado, 2006  
Mariscal, Mark, P, Colorado, 2003  
Marshall, Keyonta, DT, Grand Valley State, 2006  
Mauga, Joshua, LB, Nevada, 2009  
McChesney, Matt, DT, Colorado, 2006, '08  
McCullough, Russ, T, Missouri, 1993  
McGill, Tim, DT, Illinois, 2004  
Megna, Marc, LB, Richmond, 1999  
Millen, Alec, T, Georgia, 1993  
Missant, Charles, C, W. Michigan, 2006  
Moore, Brandon, G, Illinois, 2002  
Moore, Cecil, WR, East Tennessee St., 2003  
Moore, Reggie, WR, UCLA, 1991-1992  
Munch, John, LB, Illinois Wesleyan, 1998  
Musso, Brian, WR, Northwestern, 1998  
Myers, Leonard, CB, Miami (FL), 2003

## N

Nelson, Chico, S, Ohio State, 1994  
Nerys, Jason, G, Delaware, 2004  
Newman, David, TE, Louisiana Tech, 2001

## O

Omon, Xavier, RB, Northern Missouri State, 2010  
O'Sullivan, Dennis, C, Tulane, 2001  
Ofenhuesle, Will, T, Tennessee, 2003

## P

Payne, Logan, WR, Minnesota, 2010  
Parenton, Michael, C, Tulane, 2009

Peko, Tupe, OL, Michigan State, 2001  
Player, Scott, P, Florida State, 1997  
Prall, Evan, WR, East Stroudsburg, 2007  
Prather, Waylon, P, San Jose State, 2008  
Prior, Anthony, DB, Washington St., 1992

## R

Ramsey, Andre, T, Ball State, 2010  
Rafferty, Ian, T, North Carolina State, 2000  
Rawlings, Josh, T, Minnesota, 2001  
Raymond, Paul, WR, Brown, 2008  
Reese, Johnathan, RB, Columbia, 2002  
Renkart, Brandon, RB, Rutgers, 2008  
Riley, Phillip, WR, Florida State, 1996  
Rinehart, Chad, G, Northern Iowa, 2010  
Rodgers, Stefan, T, Lambuth, 2008

## S

Satele, Brashton, LB, Hawaii, 2010  
Schaefering, Brian, DL, Illinois, 2008  
Seals, Richard, DT, Utah, 2000  
Simmons, Jack, TE, Minnesota, 2009  
Smith, Shaine, WR, Hofstra, 2007  
Snell, Issac, OL, North Dakota State, 2006  
Stark, Troy, T, Georgia, 1996  
Steinkuhler, Ty, DL, Nebraska, 2009  
Stephens, Richard, T, Tulsa, 1989  
Stewart, Vince, DT, Penn State, 1995  
Strojny, Drew, T, Duke, 2005  
Stubbs, Terrence, WR, Temple, 2004  
Studstill, David, S, West Virginia, 1995  
Syvrud, J.J., LB, Jamestown, 2000

## T

Taylor, Larry, WR, Connecticut, 2010  
Tevaseu, Martin, DT, Nevada, 2010  
Thomas, Marco, WR, W. Illinois, 2007  
Thomas, Sloan, WR, Texas, 2006  
Turner, Rob, WR, Central Michigan, 2003

## U

Underwood, E.J., CB, Pikeville, 2007

## V

Ventrone, Raymond, S, Villanova, 2007

## W

Wallace, Cody, C, Texas A&M, 2010  
Washington, Chauncey, RB, Southern Cal, 2010  
Ward, Derrick, FB, Ottawa, 2004  
Ware, Danny, RB, Georgia, 2007  
Warren, Donovan, S, Michigan, 2010  
Weaver, Jarrell, S, Miami (FL), 2004  
White, Jose, DL, Howard, 1996  
Wallace, Cody, C, Texas A&M, 2010  
Wilcox, Daniel, TE, Appalachian St., 2002  
Williams, Renauld, LB, Hofstra, 2005  
Williams, Wayne, CB, Louisiana State, 1992  
Witherspoon, Jovan, WR, C. Michigan, 2005

## Y

Young, Allen, DE, Vanderbilt, 1995

PRACTICE SQUAD PLAYERS WHO DID NOT MAKE JETS' ACTIVE ROSTER IN YEAR INDICATED (SINCE INCEPTION OF PRACTICE SQUAD IN 1989)

# ALL-TIME COACHING ROSTER

## A

Alexander, Paul, 1992-93  
Alosi, Sal, 2001-05, '07-10  
Anderson, Richie, 2006  
Austin, Bill, 1985

## B

Baird, Bill, 1980-84  
Baker, Ralph, 1980-84  
Bates, Jeremy, 2005  
Baugh, Sammy, 1960-61  
(Head Coach)  
Bech, Brett, 2006  
Beightol, Larry, 1990-94  
Belichick, Bill, 1997-99  
Berbenich, Tim, 2003-05  
Biles, Ed, 1972-73  
Bloomgren, Mike, 2007-10  
Bowles, Todd, 2000  
Bradley, Bill, 2001-03  
Bratkowski, Zeke, 1985-89,  
1995-96

Breaux, Don, 1994  
Brown, Corwin, 2004-06  
Brown, Kippy, 1990-92

## C

**Callahan, Bill, 2008-**  
Callahan, Ray, 1983-89  
Canales, Mike, 2003  
**Carrier, Mark, 2010-**  
Carroll, Pete, 1990-94  
(Head Coach, 1994)  
Carson, Bud, 1985-88  
Carter, Rubin, 2001-03  
Carthon, Maurice, 1997-2000  
Casullo, Bob, 2004  
**Cavanaugh, Matt, 2009-**  
Chambers, Wallace, 1988-89  
Champion, Jim, 1976  
Cidzik, Ryan, 2009  
Coslet, Bruce, 1990-93  
(Head Coach)  
Cottrell, Ted, 2001-03  
Cox, Bryan, 2006-08  
Coyer, Larry, 1994  
Crennel, Romeo, 1997-99  
Crowe, Burley, 1976  
Curl, Dick, 2003-05

## D

Daboll, Brian, 2007-08  
Daniels, Joe, 1990-91  
DeFilippo, John, 2009  
**Devlin, Mike, 2006-**  
Dell Isola, John, 1960-62  
Dickerson, Andy, 2006-08  
Donaldson, J.D., 1963-67  
Donatell, Ed, 1990-94

**Dermody, Brian, 2010 -**

## E

Edwards, Herman, 2001-05  
(Head Coach)

**Ellard, Henry, 2009-**

Erhardt, Ron, 1996-97  
Ewbank, Weeb, 1963-73  
(Head Coach)

## F

Falivene, Chip, 1995-96  
Faulkner, Mike, 1983-89  
Fazio, Foge, 1990-94  
Fry, Bob, 1974-82

## G

Gamble, Tom, 1995-96  
Gardi, Joe, 1976-84  
Gash, Sam, 2005-06  
Giunta, Peter, 1995-96  
Groh, Al, 1997-2000  
(Head Coach, 2000)

## H

Hackett, Paul, 2001-04  
Haering, Joe, 1978-79  
Haley, Todd, 1997-2000  
Hamilton, Pep, 2003-05  
Hamilton, Ray, 1995-96  
Hammond, Bobby, 1983-89  
Harris, Bishop, 2001-04  
Harris, Walt, 1992-94  
Hawkins, Ralph, 1989  
Heimerdinger, Mike, 2005  
Henderson, Donnie, 2004-05  
Henderson, Jerome, 2007-08  
Henning, Dan, 1976-78, 1998-  
2000  
Henning, Mike, 2001-02  
Hernandez, Lou, 2001  
Herrmann, Jim, 2006-08  
Hewgley, C.W. "Wimp", 1971-  
73  
Hodgson, Pat, 1996-98  
Holovak, Mike 1973-74  
(Head Coach, 1976)  
Holtz, Lou, 1976  
(Head Coach)  
Hostler, Jim, 2003-04  
**Hughan, Bill, 2010-**  
Humenuik, Rod, 1989

## I

Idzik, John, 1977-79

## J

Jones, Mike, 2007-08

## K

Kiffin, Monte, 1990  
Kirk, Jerry, 1976

Knox, Chuck, 1963-66  
Kotite, Rich, 1983-89, 1995-96  
(Head Coach, 1995-96)

**Kotwica, Ben, 2007-**

## L

Ledbetter, Bob, 1977-82  
Locklin, Kerry, 2009  
Lott, James 2003  
Lott, John, 1997-2004  
Lyle, Rick, 2006-08

**Lynn, Anthony, 2009-**

## M

MacIntyre, Mike, 2007  
Mackrides, Greg 1990-94  
Mandolesi, Jay 2005-06  
Mangini, Eric 1997-99  
(Head Coach, 2006-08)  
Mann, Richard, 1994-96  
Marcin, Denny 2004-06  
Marrone, Doug, 2002-05  
Mattura, Chris, 2004-05  
Mazur, John, 1977-80  
McCulley, Pete, 1979-82  
Mazzone, Noel, 2006-08  
Merritt, Dave 2001-03  
Michael, Jason, 2006-07  
Michaels, Walt, 1963-72, 1976-  
82  
(Head Coach, 1977-82)  
Muir, Bill, 1995-2001  
Myers, Chip, 1990-93

## N

Nolan, Mike, 2000

## O

O'Dea, Kevin, 2008-09

**O'Neil, Jim, 2009-**

## P

Parcells, Bill, 1997-99  
(Head Coach)  
Pasquale, Larry, 1980-89  
Paul, Markus, 2005-06  
Petty, Phil, 2001-02  
**Pettine, Mike, 2009-**  
Plank, Doug, 2009  
Price, Eric, 2001-02

## Q

Quinn, Dan, 2007-08

## R

Radakovich, Dan, 1985-88  
Raye, Jimmy, 2002-03, 2006-08  
Ringo, Jim, 1983-84  
Rison, Mose, 2001-02  
Roberts, Al, 1991-93  
Roberts, William, 1999-2000  
Robinson, Greg, 1990-94

Roland, Johnny, 1993-94  
Rose, Ken, 1995-96  
Rush, Clive, 1963-68  
Rutigliano, Sam, 1974-75  
Ryan, James (Buddy), 1968-75  
**Ryan, Rex, 2009-**  
(Head Coach)

## S

Sauer Sr., George, 1962  
Seely, Brad, 1994  
Sekanovich, Dan, 1977-82  
**Schottenheimer, Brian, 2006-**  
Sherman, Ray, 1994  
Shipp, Ken, 1973-75  
(Head Coach, 1975)  
Smith, Brian, 2007-09  
Spavital, Jim, 1975  
Spencer, Joe, 1968-70  
Sprinkle, Ed, 1962  
Steber, John, 1960-61  
**Sutton, Bob, 2000-**  
Sweatman, Mike, 1997-2000  
Szott, Dave, 2004-05

## T

Taylor, Hugh "Bones", 1960-62  
**Taylor, Lance, 2011-**  
Thorne, Kyle, 2008-10  
**Thurman, Dennis, 2009-**  
Todd, Dick, 1960  
Trimble, Steve, 1994  
Turner, Clyde "Bulldog", 1962  
(Head Coach)

## V

Vechiarella, Jim, 1985-89, 1995-  
96  
Voris, Dick, 1974-75

## W

Wainwright, Nate, 2001-05  
Walton, Joe, 1981-89  
(Head Coach, 1983-89)  
**Weeks, Jeff, 2009-**  
Weis, Charlie, 1997-99  
**Westhoff, Mike, 2001-**  
Whisenhunt, Ken, 2000  
Williams, Jim, 1982-89, 1995-96  
Winner, Charley, 1973-75  
(Head Coach, 1974-75)  
Wise, Tony, 2006-07  
Wood, Dick, 1995-96  
Woods, Sparky, 1994  
Wylie, Bob, 1990-91

## Z

Zernhelt, John, 2005  
Zwahlen, Ernie, 1967

# JETS VS. ARIZONA CARDINALS

5-2 Overall / 3-1 Home / 2-1 Away

(Formerly Phoenix Cardinals, St. Louis Cardinals)

## JETS VS. CARDINALS

9/27/71	at St. Louis	L	10-17	10/27/96	at Arizona	W	31-21	9/28/08	ARIZONA	W	56-35
11/23/75	ST. LOUIS	L	6-37	11/7/99	ARIZONA	W	12-7				
10/22/78	ST. LOUIS	W	23-10	11/28/04	at Arizona	W	13-3				

## SINGLE-GAME RECORDS

### MOST RUSHING YARDS

Player	Att	Yds	Date
1. Adrian Murrell	31	199	10/27/96
2. Curtis Martin	38	131	11/7/99
3. Curtis Martin	24	99	11/28/04

### MOST RUSHING TOUCHDOWNS

Player	TD	Date
1. Scott Dierking	2	10/22/78

### MOST PASSING YARDS

Player	Cmp/Att	Yds	Date
1. Brett Favre	24/34	289	9/28/08
2. Frank Reich	22/31	254	10/27/96
3. Al Woodall	16/28	151	9/27/71
4. Quincy Carter	8/12	133	11/28/04

### MOST TOUCHDOWN PASSES

Player	TD	Date
1. Brett Favre	6	9/28/08

### MOST RECEPTIONS

Player	Rec	Date
1. Laveranues Coles	8	9/28/08
2. Keyshawn Johnson	7	10/27/96
3. John Riggins	6	9/27/71

### MOST RECEIVING YARDS

Player	Yds	Date
1. Santana Moss	109	11/28/04
2. Laveranues Coles	105	9/28/08
3. Keyshawn Johnson	94	10/27/96

### MOST POINTS

Player	Pts	Date
1. Laveranues Coles	18	9/28/08
2t. Jerricho Cotchery	12	9/28/08
2t. Jay Feely	12	9/28/08
2t. Scott Dierking	12	10/22/78

### MOST FIELD GOALS

Player	FG	Date
1. Pat Leahy	3	10/22/78
2. Four Tied, Most Recently		
Jay Feely	2	09/28/08

### LONGEST RUSHING PLAY

Player	Yds	Date
Adrian Murrell	78	10/27/96

### LONGEST PASSING PLAY

Player	Yds	Date
Q. Carter to S. Moss	69t	11/28/04

## THE LAST TIME

### 100-YARD RUSHER

By Jets: 131 (38 att. 0 TD), Curtis Martin, 11/7/99

By ARZ: Never

### 300-YARD PASSER

By Jets: Never

By ARZ: 472 (40-57, 2 TD, 3 INT), Kurt Warner, 9/28/08

### 3-OR-MORE TD PASSES

By Jets: 6 (24-34, 289, 1 INT), Brett Favre, 9/28/08

By ARZ: 3 (17-32, 255, 1 INT), Kent Graham, 10/27/96

### 100-YARD RECEIVING GAME

By Jets: 105 (8 rec. 3 TD), Laveranues Coles, 9/28/08

By ARZ: 122 (8 rec. 0 TD) Larry Fitzgerald, 9/28/08

122 (9 rec. 0 TD), Steve Breaston, 9/28/08

119 (10 rec. 1 TD), Anquan Boldin, 9/28/08

# JETS VS. ATLANTA FALCONS

4-6 Overall / 2-3 Home / 2-3 Away

## JETS VS. FALCONS

11/25/73	ATLANTA	L	20-28	11/26/89	ATLANTA	W	27-7	10/24/05	at Atlanta	L	14-27
10/12/80	at Atlanta	W	14-7	9/6/92	at Atlanta	L	17-20	12/20/09	ATLANTA	L	7-10
10/23/83	ATLANTA	L	21-27	9/24/95	at Atlanta	L	3-13				
11/9/86	at Atlanta	W	28-14	10/25/98	ATLANTA	W	28-3				

## SINGLE-GAME RECORDS

### MOST RUSHING YARDS

Player	Att	Yds	Date
1. Curtis Martin	25	101	10/25/98
2. Kevin Long	25	100	10/12/80
3. Bruce Harper	4	90	10/23/83

### MOST RUSHING TOUCHDOWNS

Player	TD	Date
1. Johnny Hector	2	11/26/89

### MOST PASSING YARDS

Player	Cmp/Att	Yds	Date
1. Browning Nagle	12/37	366	9/6/92
2. Ken O'Brien	26/33	322	11/9/86
3. Richard Todd	20/37	240	10/23/83

### MOST TOUCHDOWN PASSES

Player	TD	Date
1. Ken O'Brien	3	11/9/86
2. Three Tied, Most Recently		
Vinny Testaverde	2	10/25/98

### MOST RECEPTIONS

Player	Rec	Date
1. Laveranues Coles	9	10/24/05
2. Al Toon	8	11/26/89
3. Rob Carpenter	6	9/6/92

### MOST RECEIVING YARDS

Player	Yds	Date
1. Rob Carpenter	109	9/6/92
2. Rob Moore	99	9/6/92
3. Al Toon	98	11/9/86

### MOST POINTS

Player	Pts	Date
1. Johnny Hector	12	11/26/89
Wesley Walker	12	11/9/86
3. Pat Leahy	9	11/26/89

### MOST FIELD GOALS

Player	FG	Date
1. Bobby Howfield	2	11/25/73
Pat Leahy	2	11/26/89

### LONGEST RUSHING PLAY

Player	Yds	Date
Bruce Harper	78t	10/23/83

### LONGEST PASSING PLAY

Player	Yds	Date
K. O'Brien to Al Toon	59t	11/9/86

## THE LAST TIME

### 100-YARD RUSHER

**By Jets:** 101 (25 att. 1 TD), Curtis Martin, 10/25/98  
**By ATL:** 155 (24 att. 0 TD), Warrick Dunn, 10/24/05

### 300-YARD PASSER

**By Jets:** 366 (21-37, 2 TD, 0 INT), Browning Nagle, 9/6/92  
**By ATL:** 350 (21-36, 2 TD, 1 INT), David Archer, 11/9/86

### 3-OR-MORE TD PASSES

**By Jets:** 3 (26-33, 0 INT), Ken O'Brien, 11/9/86  
**By ATL:** Never

### 100-YARD RECEIVING GAME

**By Jets:** 105 (5 rec. 1 TD), Braylon Edwards, 12/20/09  
**By ATL:** 112 (6 rec. 0 TD), Charlie Brown, 11/9/86  
 108 (4 rec. 1 TD), Arthur Cox, 11/9/86

# JETS VS. BALTIMORE RAVENS

1-6 Overall / 1-3 Home / 0-3 Away

## JETS VS. RAVENS

11/2/97	BALTIMORE	W	19-16 (OT)	11/14/04	BALTIMORE	L	17-20 (OT)	9/13/10	BALTIMORE	L	9-10
9/13/98	BALTIMORE	L	10-24	10/2/05	at Baltimore	L	3-13				
12/24/00	at Baltimore	L	20-34	9/16/07	at Baltimore	L	13-20				

## SINGLE-GAME RECORDS

### MOST RUSHING YARDS

Player	Att	Yds	Date
1. Curtis Martin	28	114	11/14/04
2. LaDainian Tomlinson	11	62	9/13/10
2. Curtis Martin	23	58	9/13/98
3. Curtis Martin	18	47	12/24/00

### MOST RUSHING TOUCHDOWNS

Player	TD	Date
1. Curtis Martin	2	11/14/04

### MOST PASSING YARDS

Player	Cmp/Att	Yds	Date
1. Vinny Testaverde	36/69	481	12/24/00
2. Kellen Clemens	19/37	260	9/16/07
3. Glenn Foley	22/32	247	9/13/98

### MOST TOUCHDOWN PASSES

Player	TD	Date
1. Vinny Testaverde	2	12/24/00

### MOST RECEPTIONS

Player	Rec	Date
1. Richie Anderson	11	12/24/00
2. Curtis Martin	8	12/24/00
Dedric Ward	8	12/24/00

### MOST RECEIVING YARDS

Player	Yds	Date
1. Jerricho Cotchery	165	9/16/07
2. Dedric Ward	147	12/24/00
3. Richie Anderson	139	12/24/00

### MOST POINTS

Player	Pts	Date
1. John Hall	13	11/2/97
2. Curtis Martin	12	11/14/04
3. Brett Conway	8	12/24/00

### MOST FIELD GOALS

Player	FG	Date
1. John Hall	4	11/2/97
2. Mike Nugent	2	9/16/07
Brett Conway	2	12/24/00

### LONGEST RUSHING PLAY

Player	Yds	Date
Curtis Martin	21	11/14/04

### LONGEST PASSING PLAY

Player	Yds	Date
K. Clemens to J. Cotchery	50	9/16/07

## THE LAST TIME

### 100-YARD RUSHER

**By Jets:** 119 (28 att. 2 TD), Curtis Martin, 11/14/04

**By BLT:** 130 (31 att. 0 TD), Bam Morris, 11/2/97

### 300-YARD PASSER

**By Jets:** 481 (36-69, 2 TD, 3 INT), Vinny Testaverde, 12/24/00

**By BLT:** Never

### 3-OR-MORE TD PASSES

**By Jets:** Never

**By BLT:** Never

### 100-YARD RECEIVING GAME

**By Jets:** 165 (7 rec. 0 TD), Jerricho Cotchery, 9/16/07

**By BLT:** 110 (7 rec. 0 TD), Anquan Boldin, 9/13/10

# JETS VS. BUFFALO BILLS

47-53 Overall (Postseason 0-1)/ 25-25 Home (Postseason 0-1)/ 22-28 Away

## JETS VS. BILLS

9/11/60	BUFFALO	W	27-3	9/30/73	at Buffalo	L	7-9	9/7/86	at Buffalo	W	28-24	9/19/99	at Buffalo	L	13-17
10/16/60	at Buffalo	W	17-13	12/16/73	BUFFALO	L	14-34	10/5/86	BUFFALO	W	14-13	11/21/99	BUFFALO	W	17-7
9/17/61	BUFFALO	L	31-41	9/29/74	at Buffalo	L	12-16	9/13/87	at Buffalo	W	31-28	9/17/00	BUFFALO	W	27-14
11/23/62	BUFFALO	W	21-14	12/8/74	BUFFALO	W	20-10	11/22/87	BUFFALO	L	14-17	10/29/00	at Buffalo	L	20-23
9/22/62	at Buffalo	W	17-6	9/21/75	at Buffalo	L	14-42	10/17/88	BUFFALO	L	14-37	10/7/01	at Buffalo	W	42-36
12/8/62	BUFFALO	L	3-20	11/2/75	BUFFALO	L	23-24	11/20/88	at Buffalo	L	6-9 (OT)	12/30/01	BUFFALO	L	9-14
12/8/63	at Buffalo	L	14-45	10/10/76	BUFFALO	W	17-14	10/22/89	at Buffalo	L	3-34	9/8/02	at Buffalo	W	37-31 (OT)
12/14/63	BUFFALO	L	10-19	10/31/76	at Buffalo	W	19-14	12/23/89	BUFFALO	L	0-37	11/24/02	BUFFALO	W	31-13
10/24/64	at Buffalo	L	24-34	10/9/77	at Buffalo	W	24-19	9/24/90	BUFFALO	L	7-30	10/12/03	BUFFALO	W	30-3
11/8/64	BUFFALO	L	7-20	11/6/77	BUFFALO	L	10-14	10/21/90	at Buffalo	L	27-30	12/7/03	at Buffalo	L	6-17
9/26/65	at Buffalo	L	21-33	10/8/78	BUFFALO	W	45-14	9/15/91	BUFFALO	L	20-23	10/10/04	BUFFALO	W	16-14
12/19/65	BUFFALO	W	14-12	9/10/78	at Buffalo	W	21-20	12/1/91	at Buffalo	L	13-24	11/7/04	at Buffalo	L	17-22
10/30/66	BUFFALO	L	23-33	9/23/79	at Buffalo	L	31-46	10/26/92	BUFFALO	L	20-24	10/16/05	at Buffalo	L	17-27
11/13/66	at Buffalo	L	3-14	11/11/79	BUFFALO	L	12-14	12/6/92	at Buffalo	W	24-17	1/1/06	BUFFALO	W	30-26
9/10/67	at Buffalo	L	17-20	9/14/80	at Buffalo	L	10-20	10/24/93	BUFFALO	L	10-19	9/24/06	at Buffalo	W	28-20
11/12/67	BUFFALO	W	20-10	11/9/80	BUFFALO	L	24-31	12/26/93	at Buffalo	L	14-16	12/10/06	BUFFALO	L	13-31
9/29/68	at Buffalo	L	35-37	9/6/81	at Buffalo	L	0-31	9/4/94	at Buffalo	W	23-3	9/30/07	at Buffalo	L	14-17
11/3/68	BUFFALO	W	25-21	10/18/81	BUFFALO	W	33-14	11/6/94	BUFFALO	W	22-17	10/28/07	BUFFALO	L	3-13
9/14/69	at Buffalo	W	33-19	12/27/81	BUFFALO	L	27-31	10/8/95	at Buffalo	L	10-29	11/2/08	at Buffalo	W	26-17
11/9/69	BUFFALO	W	16-6	(AFC Wild Card Playoff)				11/19/95	BUFFALO	L	26-28	12/14/08	BUFFALO	W	31-27
10/4/70	at Buffalo	L	31-34	10/3/83	at Buffalo	W	34-10	10/20/96	BUFFALO	L	22-25	10/18/09	BUFFALO	L	16-13 (OT)
10/25/70	BUFFALO	L	6-10	11/13/83	BUFFALO	L	17-24	11/24/96	at Buffalo	L	10-35	12/3/09	at Buffalo	W	19-13
10/17/71	BUFFALO	W	28-17	9/23/84	at Buffalo	W	28-26	9/7/97	BUFFALO	L	22-28	(Toronto)			
11/21/71	at Buffalo	W	20-7	12/8/84	BUFFALO	W	21-17	11/30/97	at Buffalo	L	10-20	10/3/10	at Buffalo	W	38-14
9/17/72	at Buffalo	W	41-24	9/15/85	BUFFALO	W	42-3	11/8/98	BUFFALO	W	34-12	1/2/11	BUFFALO	W	38-7
11/12/72	BUFFALO	W	41-3	12/8/85	at Buffalo	W	27-7	12/19/98	at Buffalo	W	17-10				

## SINGLE-GAME RECORDS

### MOST RUSHING YARDS

Player	Att	Yds	Date
1. Thomas Jones	22	210	10/18/09
2. Freeman McNeil	18	192	9/15/85

### MOST RUSHING TOUCHDOWNS

Player	TD	Date
1. Kevin Long	3	10/8/78
2. Eight Tied, Most Recently		
LaDainian Tomlinson	2	10/3/10

### MOST PASSING YARDS

Player	Cmp/Att	Yds	Date
1. *Richard Todd	28/51	377	12/27/81
2. Ken O'Brien	25/40	370	12/8/85

### MOST TOUCHDOWN PASSES

Player	TD	Date
1. Joe Namath	4	9/29/68
2. Al Dorow	4	9/17/61

### MOST RECEPTIONS

Player	Rec	Date
1. Clark Gaines	12	9/14/80
2. Four Tied, Most Recently		
Laveranues Coles	10	9/24/06

### MOST RECEIVING YARDS

Player	Yds	Date
1. Don Maynard	180	12/19/65
2. George Sauer	170	11/12/67

\*AFC Playoffs

## MOST POINTS

Player	Pts	Date
1. Jim Turner	19	11/3/68
2. Three Tied, Most Recently		
Wesley Walker	18	9/23/84

## MOST FIELD GOALS

Player	FG	Date
1. Jim Turner	6	11/3/68
2. Three Tied, Most Recently		
Jay Feely	4	12/3/09

## LONGEST RUSHING PLAY

Player	Yds	Date
Thomas Jones	71	10/18/09

## LONGEST PASSING PLAY

Player	Yds	Date
K. O'Brien to W. Walker	96t	12/8/85

## THE LAST TIME

### 100-YARD RUSHER

By Jets: 158 (32 att. 0 TD), Joe McKnight, 1/2/11  
By BUF: 127 (21 att. 0 TD), Marshawn Lynch, 12/14/08

### 300-YARD PASSER

By Jets: 304 (31-42, 1 TD, 1 INT), Chad Pennington, 10/10/04  
By BUF: 328 (22-38, 1 TD, 1 INT), J.P. Losman, 9/24/06

### 3-OR-MORE TD PASSES

By Jets: 3, (11-17, 130, 0 INT), Vinny Testaverde, 10/12/03  
By BUF: 3, (23-41, 268, 1 INT), Alex Van Pelt, 10/7/01

### 100-YARD RECEIVING GAME

By Jets: 107 (8 rec. 0 TD), Jericho Cotchery, 9/30/07  
By BUF: 138 (5 rec. 1 TD), Lee Evans, 10/28/07

# JETS VS. CAROLINA PANTHERS

3-2 Overall / 2-0 Home / 1-2 Away

## JETS VS. PANTHERS

10/15/95	at Carolina	L	15-26	10/28/01	at Carolina	W	13-12	11/29/09	CAROLINA	W	17-6
11/29/98	CAROLINA	W	48-21	11/13/05	at Carolina	L	3-30				

## SINGLE-GAME RECORDS

### MOST RUSHING YARDS

Player	Att	Yds	Date
1. Curtis Martin	27	159	10/28/01
2. Curtis Martin	21	110	11/29/98
3. Thomas Jones	25	75	11/22/09
Curtis Martin	19	75	11/13/05

### MOST RUSHING TOUCHDOWNS

Player	TD	Date
1. Curtis Martin	2	11/29/98

### MOST PASSING YARDS

Player	Cmp/Att	Yds	Date
1. Vinny Testaverde	16/21	255	11/29/98
2. Vinny Testaverde	21/34	181	10/28/01

### MOST TOUCHDOWN PASSES

Player	TD	Date
1. Vinny Testaverde	2	11/29/98

### MOST RECEPTIONS

Player	Rec	Date
1. Four Tied, Most Recently		
Laveranues Coles	7	10/28/01
Curtis Martin	7	10/28/01

### MOST RECEIVING YARDS

Player	Yds	Date
1. Wayne Chrebet	107	11/29/98
2. Laveranues Coles	91	10/28/01

### MOST POINTS

Player	Pts	Date
1. John Hall	16	11/29/98
2t. Wayne Chrebet	12	11/29/98
2t. Curtis Martin	12	11/29/98

### MOST FIELD GOALS

Player	FG	Date
1. John Hall	4	11/29/98
2t. John Hall	2	10/28/01
2t. Nick Lowery	2	10/15/95

### LONGEST RUSHING PLAY

Player	Yds	Date
Curtis Martin	60t	11/29/98

### LONGEST PASSING PLAY

Player	Yds	Date
V. Testaverde to K. Johnson	37	11/29/98

## THE LAST TIME

### 100-YARD RUSHER

By Jets: 159 (27 att. 0 TD), Curtis Martin, 10/28/01

By CAR: Never

### 300-YARD PASSER

By Jets: Never

By CAR: Never

### 3-OR-MORE TD PASSES

By Jets: Never

By CAR: Never

### 100-YARD RECEIVING GAME

By Jets: 107 (7 rec. 2 TD), Wayne Chrebet, 11/29/98

By CAR: Never

# JETS VS. CHICAGO BEARS

3-7 Overall / 1-3 Home / 2-4 Away

## JETS VS. BEARS

11/25/73	ATLANTA	L	20-28	9/23/91	at Chicago	L	13-19 (OT)	12/15/02	at Chicago	L	13-20
9/22/74	at Chicago	W	23-21	9/25/94	CHICAGO	L	7-19		(at Champaign, IL)		
11/18/79	at Chicago	L	13-23	11/16/97	at Chicago	W	23-15	11/19/06	CHICAGO	L	0-10
12/14/85	CHICAGO	L	6-19	11/26/00	CHICAGO	W	17-10	12/26/10	at Chicago	L	34-38

## SINGLE-GAME RECORDS

### MOST RUSHING YARDS

Player	Att	Yds	Date
1. Curtis Martin	21	127	12/15/02
2. Johnny Johnson	12	126	9/25/94

### MOST RUSHING TOUCHDOWNS

Player	TD	Date
1. Scott Dierking	2	10/22/78

### MOST PASSING YARDS

Player	Cmp/Att	Yds	Date
1. Mark Sanchez	24/37	269	12/26/10
2. Joe Namath	16/23	257	9/22/74

### MOST TOUCHDOWN PASSES

Player	TD	Date
1. Vinny Testaverde	2	11/26/00

### MOST RECEPTIONS

Player	Rec	Date
1. Laveranues Coles	8	11/19/06
2. Dustin Keller	7	12/26/10
Bobby Jones	7	11/18/79

### MOST RECEIVING YARDS

Player	Yds	Date
1. Bobby Jones	99	11/18/99
2. Dedric Ward	93	11/26/00

### MOST POINTS

Player	Pts	Date
1. John Hall	11	11/16/97
2. John Hall	7	12/15/02
Pat Leahy	7	9/23/91

### MOST FIELD GOALS

Player	FG	Date
1. John Hall	3	11/16/97
2. Four Tied, Most Recently		
Nick Folk	2	12/26/10

### LONGEST RUSHING PLAY

Player	Yds	Date
Adrian Murrell	78	10/27/96
Johnny Johnson	90	9/25/94

### LONGEST PASSING PLAY

Player	Yds	Date
G. Foley to K. Johnson	35t	11/16/97

## THE LAST TIME

### 100-YARD RUSHER

By Jets: 127 (21 att. 0 TD), Curtis Martin, 12/15/02  
By CHI: 113 (19 att. 1 TD), Matt Forte, 12/26/10

### 300-YARD PASSER

By Jets: Never  
By CHI: 354 (32-60, 2 TD, 3 INT), Erik Kramer, 11/16/97

### 3-OR-MORE TD PASSES

By Jets: Never  
By CHI: 3 (13-25, 215, 1 INT), Jay Cutler, 12/26/10

### 100-YARD RECEIVING GAME

By Jets: Never  
By CHI: 118 (11 rec. 1 TD), Ricky Proehl, 11/16/97

# JETS VS. CINCINNATI BENGALS

15-7 Overall (Postseason 2-0)/ 12-2 Home / 3-5 Away (Postseason 2-0)

## JETS VS. BENGALS

12/8/68	CINCINNATI	W	27-14	9/16/84	CINCINNATI	W	43-23	12/16/01	CINCINNATI	W	15-14
10/12/69	at Cincinnati	W	21-7	10/6/85	at Cincinnati	W	29-20	9/12/04	CINCINNATI	W	31-24
11/23/69	CINCINNATI	W	40-7	12/21/86	at Cincinnati	L	21-42	10/21/07	at Cincinnati	L	31-38
12/19/71	CINCINNATI	W	35-21	11/29/87	CINCINNATI	W	27-20	10/12/08	CINCINNATI	W	26-14
11/18/73	at Cincinnati	L	14-20	10/9/88	at Cincinnati	L	19-36	1/3/10	CINCINNATI	W	37-0
12/12/76	CINCINNATI	L	3-42	9/9/90	at Cincinnati	L	20-25	1/9/10	at Cincinnati	W	24-14
9/13/81	CINCINNATI	L	30-31	11/15/92	CINCINNATI	W	17-14	(AFC Wild Card Game)			
1/9/82	at Cincinnati	W	44-17	11/21/93	CINCINNATI	W	17-12	11/25/10	CINCINNATI	W	26-10
(AFC Playoffs)				9/28/97	at Cincinnati	W	31-14				

## SINGLE-GAME RECORDS

### MOST RUSHING YARDS

Player	Att	Yds	Date
1. *Freeman McNeil	22	202	1/9/83
2. Curtis Martin	29	196	9/12/04

### MOST RUSHING TOUCHDOWNS

Player	TD	Date
1. 5 Tied, Most Recently		
Thomas Jones	2	1/3/10
Thomas Jones	2	10/12/08

### MOST PASSING YARDS

Player	Cmp/Att	Yds	Date
1. Ken O'Brien	27/49	300	9/9/90
2. Chad Pennington	20/31	272	10/21/07

### MOST TOUCHDOWN PASSES

Player	TD	Date
1. 3 Tied, Most Recently		
Chad Pennington	3	10/21/07

### MOST RECEPTIONS

Player	Rec	Date
1. Rich Caster	9	11/18/73
2. Six times - last below		
Laveranues Coles	8	10/12/08
Jerricho Cotchery	8	10/12/08

### MOST RECEIVING YARDS

Player	Yds	Date
1. *Wesley Walker	145	1/9/83
2. Laveranues Coles	133	10/21/07

### MOST POINTS

Player	Pts	Date
1. Pat Leahy	19	9/16/84
2. Thomas Jones	18	10/12/08

### MOST FIELD GOALS

Player	FG	Date
1. Pat Leahy	5	9/16/84
2. Mike Nugent	3	10/21/07
Pat Leahy	3	9/13/81

### LONGEST RUSHING PLAY

Player	Yds	Date
1. Clifford McClain	63t	12/19/71
2. Brad Smith	57	1/3/10

## LONGEST PASSING PLAY

Player	Yds	Date
1. C. Pennington to L. Coles	57t	10/21/07
2. C. Pennington to J. Carter	46t	9/12/04

## THE LAST TIME

### 100-YARD RUSHER

By Jets:	196 (29 att. 1 TD), Curtis Martin, 9/12/04
By CIN:	130 (31 att. 3 TD), Kenny Watson, 10/21/07

### 300-YARD PASSER

By Jets:	300 (27-49, 2 TD, 1 INT), Ken O'Brien, 9/9/90
By CIN:	425 (23-30, 5 TD, 1 INT), Boomer Esiason, 12/21/86

### 3-OR-MORE TD PASSES

By Jets:	3 (20-31, 272, 1 INT), Chad Pennington, 10/21/07
By CIN:	3 (10-20, 220, 0 INT), Boomer Esiason, 10/9/88

### 100-YARD RECEIVING GAME

By Jets:	133 (8 rec. 2 TD), Laveranues Coles, 10/21/07
By CIN:	102 (3 rec. 0 TD), Chad Ochocinco, 10/21/07

\*AFC Playoffs

# JETS VS. CLEVELAND BROWNS

8-12 Overall (Postseason 0-1) / 2-4 Home / 5-8 Away (Postseason 0-1)

## JETS VS. BROWNS

9/21/70	at Cleveland	L	21-31	10/14/84	at Cleveland	W	24-20	10/2/94	at Cleveland	L	7-27
12/17/72	CLEVELAND	L	10-26	12/22/85	CLEVELAND	W	37-10	10/27/02	CLEVELAND	L	21-24
9/12/76	at Cleveland	L	17-38	1/3/86	at Cleveland	L	20-23 (2 OT)	11/21/04	at Cleveland	W	10-7
12/10/78	at Cleveland	L	34-37 (OT)		(AFC Playoff Game)			10/29/06	at Cleveland	L	13-20
9/2/79	CLEVELAND	L	22-25 (OT)	9/11/88	at Cleveland	W	23-3	12/9/07	CLEVELAND	L	18-24
12/7/80	at Cleveland	L	14-17	9/17/89	at Cleveland	L	24-38	11/14/10	at Cleveland	W	26-20 (OT)
12/12/81	at Cleveland	W	14-13	9/16/90	CLEVELAND	W	24-21				
10/9/83	at Cleveland	L	7-10	10/6/91	at Cleveland	W	17-14				

## SINGLE-GAME RECORDS

### MOST RUSHING YARDS

Player	Att	Yds	Date
1. Matt Snell	16	108	9/21/70
2. Thomas Jones	24	106	12/9/07
Emerson Boozer	22	106	12/17/72

### MOST RUSHING TOUCHDOWNS

Player	TD	Date
1. Four Tied, Most Recently		
Roger Vick	2	9/11/88
Johnny Hector	2	12/22/85

### MOST PASSING YARDS

Player	Cmp/Att	Yds	Date
1. Mark Sanchez	27/44	299	11/14/10
2. Joe Namath	18/31	298	9/21/70

### MOST TOUCHDOWN PASSES

Player	TD	Date
1. Matt Robinson	3	12/10/78
2. Four Tied, Most Recently		
Mark Sanchez	2	11/14/10

### MOST RECEPTIONS

Player	Rec	Date
1. George Sauer	10	9/21/70
2. Bruce Harper	8	10/9/83

### MOST RECEIVING YARDS

Player	Yds	Date
1. George Sauer	172	9/21/70
2. Jerricho Cotchery	119	12/9/07

### MOST POINTS

Player	Pts	Date
1. Pat Leahy	13	12/22/85
2. Six Tied, Most Recently		
Mike Nugent	12	12/9/07

### MOST FIELD GOALS

Player	FG	Date
1. Mike Nugent	4	12/9/07
2. Three Tied, Most Recently		
Pat Leahy	3	9/11/88

### LONGEST RUSHING PLAY

Player	Yds	Date
Johnny Hector	64	10/14/84

## LONGEST PASSING PLAY

Player	Yds	Date
*P. Ryan to W. Walker	42t	1/3/87
C. Pennington to L. Coles	37t	10/27/02

## THE LAST TIME

### 100-YARD RUSHER

By Jets: 106 (24 att. 0 TD), Thomas Jones, 12/9/07  
By CLV: 118 (21 att. 1 TD), Jamal Lewis, 12/9/07

### 300-YARD PASSER

By Jets: Never  
By CLV: 340 (30-41, 1 TD, 1 INT), Brian Sipe, 12/7/80

### 3-OR-MORE TD PASSES

By Jets: 3 (22-44, 289, 3 TD, 4 INT), Matt Robinson, 12/10/78  
By CLV: 3 (15-30, 196, 3 TD, 0 INT), Bernie Kosar, 9/17/89

### 100-YARD RECEIVING GAME

By Jets: 119 (6 rec. 0 TD), Jerricho Cotchery, 12/9/07  
By CLV: 105 (7 rec. 0 TD), Derrick Alexander, 10/2/94

\*AFC Playoffs

# JETS VS. DALLAS COWBOYS

2-7 Overall / 1-5 Home / 1-2 Away

## JETS VS. COWBOYS

12/4/71	at Dallas	L	10-52	10/4/87	DALLAS	L	24-38	12/19/99	at Dallas	W	22-21
12/21/75	DALLAS	L	21-31	11/4/90	DALLAS	W	24-9	9/28/03	DALLAS	L	6-17
12/17/78	DALLAS	L	7-30	12/18/93	DALLAS	L	7-28	11/22/07	at Dallas	L	3-34

## SINGLE-GAME RECORDS

### MOST RUSHING YARDS

Player	Att	Yds	Date
1. Curtis Martin	26	113	12/19/99
2. Curtis Martin	21	64	9/28/03

### MOST RUSHING TOUCHDOWNS

Player	TD	Date
Seven Tied, Most Recently		
Brad Baxter	1	12/18/93

### MOST PASSING YARDS

Player	Cmp/Att	Yds	Date
1. Ray Lucas	20/34	229	12/19/99
2. Vinny Testaverde	21/29	219	9/28/03

### MOST TOUCHDOWN PASSES

Player	TD	Date
1. Ray Lucas	2	12/19/99
Three Tied, Most Recently		
David Norrie	1	10/4/87

### MOST RECEPTIONS

Player	Rec	Date
1. Wayne Chrebet	8	12/19/99
2. Rob Moore	7	12/18/93

### MOST RECEIVING YARDS

Player	Yds	Date
1. Wayne Chrebet	108	12/19/99
2. Keyshawn Johnson	96	12/19/99

### MOST POINTS

Player	Pts	Date
1. John Hall	10	12/19/99
2. 17 Tied, Most Recently		
Richie Anderson	6	12/19/99

### MOST FIELD GOALS

Player	FG	Date
1. John Hall	3	12/19/99
2. Doug Brien	2	9/28/03

### LONGEST RUSHING PLAY

Player	Yds	Date
1. Curtis Martin	20	12/19/99
2. Thomas Jones	11	11/22/07
2. Leon Washington	11	11/22/07

### LONGEST PASSING PLAY

Player	Yds	Date
1. V. Testaverde to S. Moss	38	9/28/03
1. R. Lucas to W. Chrebet	38	12/19/99

## THE LAST TIME

### 100-YARD RUSHER

**By Jets:** 113 (26 att. 0 TD), Curtis Martin, 12/19/99  
**By DAL:** 103 (18 att. 1 TD), Marion Barber, 11/22/07

### 300-YARD PASSER

**By Jets:** Never  
**By DAL:** Never

### 3-OR-MORE TD PASSES

**By Jets:** Never  
**By DAL:** 3 (6-14, 139, 1 INT), Kevin Sweeney, 10/4/87

### 100-YARD RECEIVING GAME

**By Jets:** 108 (8 rec. 0 TD), Wayne Chrebet, 12/19/99  
**By DAL:** 100 (5 rec. 0 TD), Joey Galloway, 9/28/03

# JETS VS. DENVER BRONCOS

15-16-1 Overall (Postseason 0-1) / 8-6-1 Home / 6-9 Away (Postseason 0-1)

## JETS VS. BRONCOS

9/23/60	DENVER	W	28-24	10/31/65	DENVER	W	45-10	9/5/93	DENVER	L	20-26
12/4/60	at Denver	W	30-27	9/25/66	at Denver	W	16-17	9/11/94	DENVER	W	25-22 (OT)
9/24/61	DENVER	W	35-28	9/24/67	at Denver	W	38-24	9/1/96	at Denver	L	6-31
10/22/61	at Denver	L	10-27	12/3/67	DENVER	L	24-33	1/17/99	at Denver	L	10-23
9/30/62	DENVER	L	10-32	10/13/68	DENVER	L	13-21	(AFC Championship Game)			
11/22/62	at Denver	W	46-45	10/28/73	DENVER	L	28-40	10/3/99	at Denver	W	21-13
10/26/63	DENVER	T	35-35	9/19/76	at Denver	L	3-46	11/5/00	DENVER	L	23-30
11/17/63	at Denver	W	14-9	11/5/78	at Denver	W	31-28	12/8/02	DENVER	W	19-13
9/12/64	DENVER	W	30-6	11/16/80	at Denver	L	24-31	11/20/05	at Denver	L	0-27
11/15/64	at Denver	L	16-20	10/20/86	DENVER	W	22-10	11/30/08	DENVER	L	17-34
10/3/65	at Denver	L	13-16	11/8/92	at Denver	L	16-27	10/31/10	at Denver	W	24-20

## SINGLE-GAME RECORDS

### MOST RUSHING YARDS

Player	Att	Yds	Date
1. Thomas Jones	16	138	11/30/08
2. Brad Baxter	12	96	11/8/92

### MOST RUSHING TOUCHDOWNS

Player	TD	Date
1. Emerson Boozer	3	9/24/67
2. Three Tied, Most Recently		
2. LaDainian Tomlinson	2	10/17/10

### MOST PASSING YARDS

Player	Cmp/Att	Yds	Date
1. Joe Namath	22/37	399	9/24/67
2. Boomer Esiason	29/40	371	9/5/93

### MOST TOUCHDOWN PASSES

Player	TD	Date
1. John Green	5	11/22/62
2. Dick Wood	4	10/26/63

### MOST RECEPTIONS

Player	Rec	Date
1. Art Powell	12	10/22/61
2. Five Tied, Most Recently		
Rob Moore	9	9/11/94

### MOST RECEIVING YARDS

Player	Yds	Date
1. George Sauer	191	10/13/68
2. Art Powell	160	10/22/61

### MOST POINTS

Player	Pts	Date
1. Laveranues Coles	18	9/28/08
2t. Jericho Cotchery	12	9/28/08
2t. Jay Feely	12	9/28/08
2t. Scott Dierking	12	10/22/78

### MOST FIELD GOALS

Player	FG	Date
1. Three Tied, Most Recently		
Emerson Boozer	18	9/24/67

## LONGEST RUSHING PLAY

Player	Yds	Date
1. Thomas Jones	59t	11/30/08
2. Curtis Martin	38	11/5/00

## LONGEST PASSING PLAY

Player	Yds	Date
1. J. Namath to P. Lammons	61	09/24/67
2. Rick Mirer to D. Ward	50	10/3/99
2. Frank Reich to K. Johnson	50	9/1/96

## THE LAST TIME

### 100-YARD RUSHER

**By Jets:** 138 (16 att. 2 TD), Thomas Jones, 11/30/08  
**By DEN:** 129 (22 att. 1 TD), Peyton Hillis, 11/30/08

### 300-YARD PASSER

**By Jets:** 371 (29-40, 2 TD, 1 INT), Boomer Esiason, 9/5/93  
**By DEN:** 357 (27-43, 2 TD, 1 INT), Jay Cutler, 11/30/08

### 3-OR-MORE TD PASSES

**By Jets:** 3 (24-60, 292, 4 INT), Joe Namath, 12/3/67  
**By DEN:** 4 (11-21, 179, 1 INT), Mickey Slaughter, 10/26/63

### 100-YARD RECEIVING GAME

**By Jets:** 126 (6 rec. 1 TD), Laveranues Coles, 12/8/02  
**By DEN:** 100 (9 rec. 0 TD), Shannon Sharpe, 12/8/02

# JETS VS. DETROIT LIONS

6-6 Overall / 2-2 Home / 4-4 Away

## JETS VS. LIONS

11/23/72	at Detroit	L	20-37	9/22/88	at Detroit	W	17-10	12/17/00	DETROIT	L	7-10
9/16/79	DETROIT	W	31-10	12/8/91	at Detroit	L	20-34	11/17/02	at Detroit	W	31-14
12/6/82	at Detroit	W	28-13	12/10/94	DETROIT	L	7-18	10/22/06	DETROIT	W	31-24
11/28/85	at Detroit	L	20-31	12/21/97	at Detroit	L	10-13	11/7/10	at Detroit	W	23-20 (OT)

## SINGLE-GAME RECORDS

### MOST RUSHING YARDS

Player	Att	Yds	Date
1. Leon Washington	20	129	10/22/06
2. Cliff McClain	10	121	11/23/72

### MOST RUSHING TOUCHDOWNS

Player	TD	Date
1. Kevin Long	3	9/16/79
2. Leon Washington	2	10/22/06

### MOST PASSING YARDS

Player	Cmp/Att	Yds	Date
1. Richard Todd	23/32	384	12/6/82
2. Mark Sanchez	22/39	336	11/7/10

### MOST TOUCHDOWN PASSES

Player	TD	Date
1. Chad Pennington	4	11/17/02
2. Richard Todd	3	12/6/82

### MOST RECEPTIONS

Player	Rec	Date
1. Al Toon	10	9/25/88
2. Mickey Shuler	8	11/28/85

### MOST RECEIVING YARDS

Player	Yds	Date
1. Wesley Walker	177	9/16/79
2. Wesley Walker	164	12/6/82

### MOST POINTS

Player	Pts	Date
1. Kevin Long	18	9/16/79
Wesley Walker	18	12/6/82

### MOST FIELD GOALS

Player	FG	Date
1. Three Tied, Most Recently		
Pat Leahy	2	12/8/91

### LONGEST RUSHING PLAY

Player	Yds	Date
Curtis Martin	25	11/17/02
Leon Washington	23	10/22/06

### LONGEST PASSING PLAY

Player	Yds	Date
1. M. Sanchez to B. Edwards	74t	11/7/10
2. R. Todd to W. Walker	56t	12/6/82

## THE LAST TIME

### 100-YARD RUSHER

By Jets: 129 (20 att. 2 TD), Leon Washington, 10/22/06  
By DET: 164 (37 att. 0 TD), James Stewart, 12/17/00

### 300-YARD PASSER

By Jets: 336 (22-39, 1 TD, 1 INT), Mark Sanchez, 11/7/10  
By DET: Never

### 3-OR-MORE TD PASSES

By Jets: 4 (21-26, 229, 1 INT), Chad Pennington, 11/17/02  
By DET: 3 (22-36, 269, 2 INT), Jon Kitna, 10/22/06

### 100-YARD RECEIVING GAME

By Jets: 114 (5 rec. 0 TD), Santonio Holmes, 11/7/10  
By DET: 113 (7 rec. 1 TD), Nate Burleson, 11/7/10

# JETS VS. GREEN BAY PACKERS

8-3 Overall / 4-1 Home / 4-2 Away

## JETS VS. PACKERS

9/17/73	at Green Bay	L	7-23	9/22/85	at Green Bay	W	24-3	12/29/02	GREEN BAY	W	42-17
	(at Milwaukee, WI)				(at Milwaukee, WI)			12/3/06	at Green Bay	W	38-10
11/4/79	at Green Bay	W	27-22	1/3/91	GREEN BAY	W	19-16 (OT)	10/31/10	GREEN BAY	L	9-0
12/20/81	GREEN BAY	W	28-3	11/13/94	at Green Bay	L	10-17				
11/28/82	GREEN BAY	W	15-13	9/3/00	at Green Bay	W	20-16				

## SINGLE-GAME RECORDS

### MOST RUSHING YARDS

Player	Att	Yds	Date
1. Clark Gaines	16	125	11/4/79
2. Curtis Martin	30	110	9/3/00

### MOST RUSHING TOUCHDOWNS

Player	TD	Date
1. Cedric Houston	2	12/3/06
2. Nine Tied, Most Recently Leon Washington	1	12/3/06

### MOST PASSING YARDS

Player	Cmp/Att	Yds	Date
1. Chad Pennington	25/35	263	12/3/06
2. Vinny Testaverde	23/44	261	9/3/00

### MOST TOUCHDOWN PASSES

Player	TD	Date
1. Chad Pennington	4	12/29/02
2. Three Tied, Most Recently Chad Pennington	2	12/3/06

### MOST RECEPTIONS

Player	Rec	Date
1. Jerricho Cotchery	9	12/3/06
2. Al Toon	8	11/3/91

### MOST RECEIVING YARDS

Player	Yds	Date
1. Al Toon	109	11/3/91
2. Dedric Ward	104	9/3/00

### MOST POINTS

Player	Pts	Date
1. Pat Leahy	13	11/3/91
2. Four Tied, Most Recently Cedric Houston	12	12/3/06

### MOST FIELD GOALS

Player	FG	Date
1. Pat Leahy	4	11/3/91
2. John Hall	2	9/3/00
3. Toni Linhart	2	11/4/79

### LONGEST RUSHING PLAY

Player	Yds	Date
1. Richie Anderson	55	11/13/94
2. Brad Smith	32	12/3/06

### LONGEST PASSING PLAY

Player	Yds	Date
1. V. Testaverde to D. Ward	61	9/3/00
2. M. Sanchez to J. Cotchery	49	10/31/10

## THE LAST TIME

### 100-YARD RUSHER

By Jets: 105 (22 att. 2 TD), Cedric Houston, 12/3/06  
By GB: 102 (14 att. 0 TD), Ahman Green, 12/3/06

### 300-YARD PASSER

By Jets: Never  
By GB: Never

### 3-OR-MORE TD PASSES

By Jets: 4 (17-24, 196, 0 INT), Chad Pennington, 12/29/02  
By GB: Never

### 100-YARD RECEIVING GAME

By Jets: 104 (5 rec. 0 TD), Dedric Ward, 9/3/00  
By GB: 114 (6 rec. 0 TD), James Lofton, 11/4/79

# JETS VS. HOUSTON TEXANS

5-0 Overall / 3-0 Home / 2-0 Away

## JETS VS. TEXANS

10/19/03	at Houston	W	19-14	11/26/06	HOUSTON	W	26-11	11/21/10	HOUSTON	W	30-27
12/5/04	HOUSTON	W	29-7	9/13/09	at Houston	W	24-7				

## SINGLE-GAME RECORDS

### MOST RUSHING YARDS

Player	Att	Yds	Date
1. Curtis Martin	23	134	12/5/04
2. Thomas Jones	20	107	9/13/09

### MOST RUSHING TOUCHDOWNS

Player	TD	Date
1. Thomas Jones	2	9/13/09
2. Three Tied, Most Recently		
Cedric Houston	1	11/26/06

### MOST PASSING YARDS

Player	Cmp/Att	Yds	Date
1. Mark Sanchez	22/38	315	11/21/10
2. Chad Pennington	24/31	286	11/26/06

### MOST TOUCHDOWN PASSES

Player	TD	Date
1. Mark Sanchez	3	11/21/10
2. Chad Pennington	2	12/5/04

### MOST RECEPTIONS

Player	Rec	Date
1. Laveranues Coles	9	11/26/06
2. Santonio Holmes	7	11/21/10
2. LaDainian Tomlinson	7	11/21/10
2. Jericho Cotchery	7	11/26/06

### MOST RECEIVING YARDS

Player	Yds	Date
1. Santonio Holmes	126	11/21/10
2. Laveranues Coles	111	11/26/06
Santana Moss	111	10/19/03

### MOST POINTS

Player	Pts	Date
1. Mike Nugent	14	11/26/06
2. Four Tied, Most Recently		
Nick Folk	12	11/21/10
Santonio Holmes	12	11/21/10

### MOST FIELD GOALS

Player	FG	Date
1. Mike Nugent	4	11/26/06
2. Nick Folk	3	11/21/10
2. Doug Brien	3	12/5/04

### LONGEST RUSHING PLAY

Player	Yds	Date
1. Thomas Jones	39	9/13/09
2. Curtis Martin	22	12/5/04

### LONGEST PASSING PLAY

Player	Yds	Date
1. M. Sanchez to B. Edwards	42	11/21/10
2. M. Sanchez to S. Holmes	41t	11/21/10

## THE LAST TIME

### 100-YARD RUSHER

**By Jets:** 107 (20 att. 2 TD), Thomas Jones, 9/13/09  
**By HST:** 129 (27 att. 0 TD), Domanick Williams, 10/19/03

### 300-YARD PASSER

**By Jets:** 315 (22-38, 3 TD, 1 INT), Mark Sanchez, 11/21/10  
**By HST:** 323 (39-54, 1 TD, 1 INT), David Carr, 11/26/06

### 3-OR-MORE TD PASSES

**By Jets:** 3 (22-38, 315, 1 INT), Mark Sanchez, 11/21/10  
**By HST:** Never

### 100-YARD RECEIVING GAME

**By Jets:** 126 (7 rec. 2 TD), Santonio Holmes, 11/21/10  
**By HST:** 106 (4 rec. 1 TD), Joel Dreessen, 11/21/10

# JETS VS. INDIANAPOLIS COLTS

26-40 Overall (Postseason 3-1) / 13-21 Home (Postseason 1-0) / 14-19 Away (Postseason 2-1)/1-0 Super Bowl (Miami) (Formerly Baltimore Colts)

## JETS VS. COLTS

1/12/69	BALTIMORE	W	16-7	11/29/81	BALTIMORE	W	25-0	10/30/94	at Indianapolis	L	25-28
	Super Bowl III at Miami			11/21/82	BALTIMORE	W	37-0	9/10/95	INDIANAPOLIS	L	24-27 (OT)
10/18/70	BALTIMORE	L	22-29	11/6/83	BALTIMORE	L	14-17	10/29/95	at Indianapolis	L	10-17
12/19/70	at Baltimore	L	20-35	12/4/83	at Baltimore	W	10-6	9/8/96	INDIANAPOLIS	L	7-21
9/19/71	at Baltimore	L	0-22	9/2/84	at Indianapolis	W	23-14	11/17/96	at Indianapolis	L	29-34
11/14/71	BALTIMORE	L	13-14	11/11/84	INDIANAPOLIS	L	5-9	10/5/97	at Indianapolis	W	16-12
9/24/72	at Baltimore	W	44-34	9/29/85	INDIANAPOLIS	W	25-20	12/7/97	INDIANAPOLIS	L	14-22
10/22/72	BALTIMORE	W	24-20	11/3/85	at Indianapolis	W	35-17	9/20/98	INDIANAPOLIS	W	44-6
9/23/73	at Baltimore	W	34-10	9/28/86	at Indianapolis	W	26-7	11/15/98	at Indianapolis	L	23-24
12/2/73	BALTIMORE	W	20-17	11/16/86	INDIANAPOLIS	W	31-16	10/17/99	INDIANAPOLIS	L	13-16
10/20/74	BALTIMORE	L	20-35	10/11/87	at Indianapolis	L	0-6	11/28/99	at Indianapolis	L	6-13
12/15/74	at Baltimore	W	45-38	11/1/87	INDIANAPOLIS	L	14-19	11/12/00	at Indianapolis	L	15-23
10/26/75	BALTIMORE	L	28-45	11/6/88	at Indianapolis	L	14-38	12/3/00	INDIANAPOLIS	W	27-17
11/16/75	at Baltimore	L	19-52	12/10/88	INDIANAPOLIS	W	34-16	9/9/01	INDIANAPOLIS	L	24-45
10/24/76	BALTIMORE	L	0-20	10/1/89	INDIANAPOLIS	L	10-17	12/23/01	at Indianapolis	W	29-28
11/28/76	at Baltimore	L	16-33	11/19/89	at Indianapolis	L	10-27	1/4/03	INDIANAPOLIS	W	41-0
9/25/77	BALTIMORE	L	12-20	11/18/90	at Indianapolis	L	14-17		(AFC Playoffs)		
11/20/77	at Baltimore	L	12-33	12/16/90	INDIANAPOLIS	L	21-29	11/16/03	at Indianapolis	L	31-38
10/15/78	at Baltimore	W	33-10	10/20/91	at Indianapolis	W	17-6	10/1/06	INDIANAPOLIS	L	28-31
12/3/78	BALTIMORE	W	24-16	11/10/91	INDIANAPOLIS	L	27-28	12/27/09	at Indianapolis	W	29-15
10/7/79	at Baltimore	L	8-10	10/11/92	at Indianapolis	L	3-6 (OT)	1/24/10	at Indianapolis	L	30-17
12/2/79	BALTIMORE	W	30-17	12/13/92	INDIANAPOLIS	L	6-10		(AFC Championships)		
9/7/80	BALTIMORE	L	14-17	11/14/93	at Indianapolis	W	31-17	1/8/11	at Indianapolis	W	17-16
9/28/80	at Baltimore	L	21-35	12/5/93	INDIANAPOLIS	L	6-9		(AFC Wild Card)		
11/8/81	at Baltimore	W	41-14	10/9/94	INDIANAPOLIS	W	16-6				

## SINGLE-GAME RECORDS

### MOST RUSHING YARDS

Player	Att	Yds	Date
1. Curtis Martin	30	203	12/3/00
2. Freeman McNeil	26	149	11/3/85

### MOST RUSHING TOUCHDOWNS

Player	TD	Date
1. Ten Tied, Most Recently		
*LaDainian Tomlinson	2	1/8/11

### MOST PASSING YARDS

Player	Cmp/Att	Yds	Date
1. Joe Namath	15/28	496	9/24/72
2. Joe Namath	34/62	397	10/18/70

### MOST TOUCHDOWN PASSES

Player	TD	Date
1. Joe Namath	6	9/24/72
2. Vinny Testaverde	4	9/20/98

### MOST RECEPTIONS

Player	Rec	Date
1. Al Toon	13	11/6/88
2. Eddie Bell	12	10/18/70

### MOST RECEIVING YARDS

Player	Yds	Date
1. Rich Caster	204	9/24/72
2. Eddie Bell	197	9/24/72

### MOST POINTS

Player	Pts	Date
1. Four Tied, Most Recently		
Leon Johnson	18	9/20/98

## MOST FIELD GOALS

Player	FG	Date
1. John Hall	5	12/23/01
2. Five Times, Most Recently		
Pat Leahy	4	11/18/90

### LONGEST RUSHING PLAY

Player	Yds	Date
1. Johnny Johnson	57t	11/14/93
2. Leon Johnson	40	9/20/98

### LONGEST PASSING PLAY

Player	Yds	Date
1. J. Namath to R. Caster	91	10/26/75
2. V. Testaverde to Leon Johnson	82t	9/20/98

## THE LAST TIME

### 100-YARD RUSHER

By Jets:	105 (23 att. 1 TD), Thomas Jones, 12/27/09
By IND:	127 (36 att. 3 TD), Edgerrin James, 11/16/03

### 300-YARD PASSER

By Jets:	352 (20-42, 3 TD, 4 INT), Frank Reich, 11/17/96
By IND:	401 (27-36, 1 TD, 0 INT), Peyton Manning, 11/16/03

### 3-OR-MORE TD PASSES

By Jets:	3 (11-14, 219, 3 TD, 0 INT), Chad Pennington, 11/16/03
By IND:	3 (26-44, 276, 3 TD, 2 INT), Peyton Manning, 11/15/98

### 100-YARD RECEIVING GAME

By Jets:	118 (8 rec. 0 TD), Wayne Chrebet, 12/23/01
By IND:	141 (9 rec. 0 TD), Reggie Wayne, 11/16/03
	100 (5 rec. 0 TD), Dallas Clark, 11/16/03

\*AFC Playoffs

# JETS VS. JACKSONVILLE JAGUARS

2-6 Overall (Postseason 1-0) / 2-3 Home (Postseason 1-0) / 0-3 Away

## JETS VS. JAGUARS

9/17/95	JACKSONVILLE	W	27-10	1/10/99	JACKSONVILLE	W	34-24	10/8/06	at Jacksonville	L	0-41
9/29/02	at Jacksonville	L	3-28		(AFC Divisional Playoff)			11/15/09	JACKSONVILLE	L	24-22
10/13/96	at Jacksonville	L	17-21	10/11/99	JACKSONVILLE	L	6-16				
11/23/03	JACKSONVILLE	W	13-10	9/25/05	JACKSONVILLE	L	20-26 (OT)				

## SINGLE-GAME RECORDS

### MOST RUSHING YARDS

Player	Att	Yds	Date
1. *Curtis Martin	36	124	1/10/99
2. Leon Washington	23	101	10/8/06

### MOST RUSHING TOUCHDOWNS

Player	TD	Date
1. Curtis Martin	2	1/10/99
2. Three Tied, Most Recently		
Thomas Jones	1	11/15/09

### MOST PASSING YARDS

Player	Cmp/Att	Yds	Date
1. Boomer Esiason	27/43	296	9/17/95
2. Vinny Testaverde	24/36	284	1/10/99

### MOST TOUCHDOWN PASSES

Player	TD	Date
1. Boomer Esiason	3	9/17/95
2. Frank Reich	2	10/13/96

### MOST RECEPTIONS

Player	Rec	Date
1. Wayne Chrebet	12	10/13/96
2. *Keyshawn Johnson	9	1/10/99

### MOST RECEIVING YARDS

Player	Yds	Date
1. Wayne Chrebet	162	10/13/96
2. *Keyshawn Johnson	121	1/10/99

### MOST POINTS

Player	Pts	Date
1. *Keyshawn Johnson	12	1/10/99
1. *Curtis Martin	12	1/10/99

### MOST FIELD GOALS

Player	FG	Date
1. Jay Feely	3	11/15/09
2. Five Tied, Most Recently		
Mike Nugent	2	9/25/05

### LONGEST RUSHING PLAY

Player	Yds	Date
1. Curtis Martin	24	10/11/99
2. Leon Washington	19	10/8/06

### LONGEST PASSING PLAY

Player	Yds	Date
1. M. Sanchez to B. Edwards	41	11/15/09
1. M. Sanchez to J. Cotchery	32	11/15/09
1. F. Reich to W. Chrebet	32	10/13/96

\*AFC Playoffs

## THE LAST TIME

### 100-YARD RUSHER

By Jets: 101 (23 att. 0 TD), Leon Washington, 10/8/06  
By JAX: 123 (24 att. 1 TD), Maurice Jones-Drew, 11/15/09

### 300-YARD PASSER

By Jets: Never  
By JAX: Never

### 3-OR-MORE TD PASSES

By Jets: 3 (27-43, 296, 1 INT), Boomer Esiason, 9/17/95  
By JAX: Never

### 100-YARD RECEIVING GAME

By Jets: 162 (12 rec. 1 TD), Wayne Chrebet, 10/13/96  
By JAX: 135 (5 rec. 1 TD), Jimmy Smith, 10/13/96

# JETS VS. KANSAS CITY CHIEFS

16-16-1 Overall (Postseason 1-1) / 9-7-1 Home (Postseason 1-1) / 7-9 Away

(Formerly Dallas Texans)

JETS VS. CHIEFS									
11/25/73	ATLANTA	L	20-28	11/27/66	KANSAS CITY	L	24-32	12/28/86	KANSAS CITY W 35-15 (AFC Wild Card Playoff)
10/2/60	at Dallas	W	37-35	11/5/67	at Kansas City	L	18-42	11/15/87	at Kansas City W 16-9
11/24/60	DALLAS	W	41-35	12/10/67	KANSAS CITY	L	7-21	10/21/88	KANSAS CITY T 17-17 (OT)
12/3/61	DALLAS	W	28-7	9/15/68	at Kansas City	W	20-19	12/4/88	at Kansas City L 34-38
12/17/61	at Dallas	L	24-35	11/16/69	KANSAS CITY	L	16-34	11/29/92	KANSAS CITY L 7-23
10/21/62	at Dallas	L	17-20	12/20/69	KANSAS CITY	L	6-13 (AFL Playoff)	11/1/98	at Kansas City W 20-17
11/11/62	DALLAS	L	31-52	11/7/71	KANSAS CITY	W	13-10	11/11/01	KANSAS CITY W 27-7
12/1/63	DALLAS	W	17-0	9/15/74	at Kansas City	L	16-24	10/6/02	KANSAS CITY L 25-29
12/22/63	at Kansas City	L	0-48	9/28/75	at Kansas City	W	30-24	9/11/05	at Kansas City L 7-27
11/29/64	KANSAS CITY	W	27-14	1/2/83	at Kansas City	L	13-37	12/30/07	KANSAS CITY W 13-10 (OT)
12/20/64	at Kansas City	L	7-24	10/7/84	at Kansas City	W	17-16	10/26/08	KANSAS CITY W 28-24
9/18/65	KANSAS CITY	L	10-14	10/21/84	KANSAS CITY	W	28-7		
11/7/65	at Kansas City	W	13-10						

## SINGLE-GAME RECORDS

### MOST RUSHING YARDS

Player	Att	Yds	Date
1. Freeman McNeil	26	184	11/15/87
2. Freeman McNeil	22	154	10/2/88

### MOST RUSHING TOUCHDOWNS

Player	TD	Date
1. Curtis Martin	3	11/11/01
2. Five Tied, Most Recently Johnny Hector	2	12/4/88

### MOST PASSING YARDS

Player	Cmp/Att	Yds	Date
1. Joe Namath	24/40	327	11/16/69
2. Joe Namath	17/29	302	9/15/68

### MOST TOUCHDOWN PASSES

Player	TD	Date
1. Al Dorow	4	10/2/60
2. *Pat Ryan	3	12/28/86
2. Pat Ryan	3	10/21/84

### MOST RECEPTIONS

Player	Rec	Date
1. Mickey Shuler	12	10/2/88
2. Dick Christy	11	11/11/62

### MOST RECEIVING YARDS

Player	Yds	Date
1. Don Maynard	203	9/15/68
2. Don Maynard	179	11/24/60

### MOST POINTS

Player	Pts	Date
1. Curtis Martin	18	11/11/01
2. 9 Tied, Most Recently Leon Washington	12	10/26/08

### MOST FIELD GOALS

Player	FG	Date
1. Pat Leahy	3	11/15/87
1. Bill Shockley	3	11/11/62

\*AFC Playoffs

## LONGEST RUSHING PLAY

Player	Yds	Date
1. Leon Washington	60t	10/26/08
2. Curtis Martin	35	10/6/02

## LONGEST PASSING PLAY

Player	Yds	Date
1. J. Namath to D. Maynard	57t	9/15/68
2. V. Testaverde to W. Chrebet	56	11/1/98

## THE LAST TIME

### 100-YARD RUSHER

By Jets:	119 (21 att. 1 TD), Curtis Martin, 10/6/02
By KC:	110 (9 att. 2 TD), Larry Johnson, 9/11/05

### 300-YARD PASSER

By Jets:	327 (24-40, 2 TD, 3 INT), Joe Namath, 11/16/69
By KC:	312 (17-34, 2 TD, 2 INT), Steve DeBerg, 10/2/88

### 3-OR-MORE TD PASSES

By Jets:	3 (21-31, 260, 0 INT), Pat Ryan, 10/21/84
By KC:	3 (16-25, 267, 1 INT), Steve DeBerg, 12/4/88

### 100-YARD RECEIVING GAME

By Jets:	102 (9 rec. 0 TD), Terrico Cotchery, 10/26/08
By KC:	102 (6 rec. 0 TD), Dwayne Bowe, 10/26/08

# JETS VS. MIAMI DOLPHINS

47-42-1 Overall (Postseason 0-1) / 26-19 Home / 21-23-1 Away (Postseason 0-1)

## JETS VS. DOLPHINS

9/9/66	at Miami	W	19-14	11/22/81	MIAMI	W	16-15	9/15/96	at Miami	L	27-36
11/20/66	MIAMI	W	30-13	9/12/82	MIAMI	L	28-45	12/22/96	MIAMI	L	28-31
10/1/67	MIAMI	W	29-7	12/18/82	at Miami	L	19-20	10/12/97	MIAMI	L	20-31
10/22/67	at Miami	W	33-14	1/23/83	at Miami	L	0-14	11/9/97	at Miami	L	17-24
12/1/68	MIAMI	W	35-17	(AFC Championship)				10/4/98	MIAMI	W	20-9
12/15/68	at Miami	W	31-7	10/16/83	MIAMI	L	14-32	12/13/98	at Miami	W	21-16
11/2/69	MIAMI	W	34-31	12/16/83	at Miami	L	14-34	12/12/99	MIAMI	W	28-20
12/14/69	at Miami	W	27-9	11/4/84	MIAMI	L	17-31	12/27/99	at Miami	W	38-31
10/10/70	MIAMI	L	6-20	11/26/84	at Miami	L	17-28	10/23/00	MIAMI	W	40-37 (OT)
12/13/70	at Miami	L	10-16	10/14/85	MIAMI	W	23-7	11/19/00	at Miami	W	20-3
10/3/71	at Miami	W	14-10	11/10/85	at Miami	L	17-21	10/14/01	MIAMI	W	21-17
10/24/71	MIAMI	L	14-30	9/21/86	MIAMI	W	51-45 (OT)	11/18/01	at Miami	W	24-0
10/8/72	MIAMI	L	17-27	11/24/86	at Miami	L	3-45	9/22/02	at Miami	L	3-30
11/19/72	at Miami	L	24-28	10/18/87	MIAMI	W	37-31 (OT)	11/10/02	MIAMI	W	13-0
10/7/73	at Miami	L	3-31	12/7/87	at Miami	L	28-37	9/14/03	MIAMI	L	10-21
11/4/73	MIAMI	L	14-24	10/23/88	at Miami	W	44-30	12/28/03	at Miami	L	21-23
10/7/74	at Miami	L	17-21	11/27/88	MIAMI	W	38-34	10/3/04	at Miami	W	17-9
11/24/74	MIAMI	W	17-14	9/24/89	at Miami	W	40-33	11/1/04	MIAMI	W	41-14
10/19/75	MIAMI	L	0-43	11/12/89	MIAMI	L	23-31	9/18/05	MIAMI	W	17-7
11/9/75	at Miami	L	7-27	10/7/90	at Miami	L	16-20	12/18/05	at Miami	L	20-24
9/26/76	at Miami	L	0-16	11/11/90	MIAMI	L	3-17	10/15/06	MIAMI	W	20-17
11/7/76	MIAMI	L	7-27	9/29/91	MIAMI	W	41-23	12/25/06	at Miami	W	13-10
10/16/77	at Miami	L	17-21	12/22/91	at Miami	W	23-20 (OT)	9/23/07	MIAMI	W	31-28
11/6/77	MIAMI	L	10-14	11/1/92	MIAMI	W	26-14	12/2/07	at Miami	W	40-13
9/3/78	MIAMI	W	33-20	12/20/92	at Miami	L	17-19	9/7/08	at Miami	W	20-14
11/26/78	at Miami	W	24-13	9/18/94	at Miami	L	14-28	12/28/08	MIAMI	L	17-24
9/30/79	MIAMI	W	33-27	9/12/93	at Miami	W	24-14	10/12/09	at Miami	L	27-31
12/15/79	at Miami	W	27-24	11/7/93	MIAMI	W	27-10	11/1/09	MIAMI	L	25-30
10/27/80	MIAMI	W	17-14	11/27/94	MIAMI	L	24-28	9/26/10	at Miami	W	31-23
12/20/80	at Miami	W	24-17	9/3/95	at Miami	L	14-52	12/12/10	MIAMI	L	6-10
10/4/81	at Miami	T	28-28	10/22/95	MIAMI	W	17-16				

## SINGLE-GAME RECORDS

### MOST RUSHING YARDS

Player	Att	Yds	Date
1. Freeman McNeil	28	173	10/14/85
2t. Johnny Hector	20	132	12/22/91
2t. Freeman McNeil	13	132	11/4/84

### MOST RUSHING TOUCHDOWNS

Player	TD	Date
1. 11 Tied, Most Recently		
Thomas Jones	2	10/12/09

### MOST PASSING YARDS

Player	Cmp/Att	Yds	Date
1. Ken O'Brien	29/43	479	9/21/86
2. Joe Namath	23/39	415	10/1/67

### MOST TOUCHDOWN PASSES

Player	TD	Date
1. Vinny Testaverde	5	10/23/00
2. Three Tied, Most Recently		
Pat Ryan	4	10/18/87

### MOST RECEPTIONS

Player	Rec	Date
1. Al Toon	14	11/27/88
2. Richie Anderson	12	10/23/00

### MOST RECEIVING YARDS

Player	Yds	Date
1. Wesley Walker	194	9/21/86
2. Al Toon	181	11/27/88

### MOST POINTS

Player	Pts	Date
1. Wesley Walker	24	9/21/86
2t. Don Maynard	18	12/1/68
2t. Emerson Boozer	18	10/1/67

## MOST FIELD GOALS

Player	FG	Date
1. Mike Nugent	4	12/2/07
Pat Leahy	4	9/3/78

## LONGEST RUSHING PLAY

Player	Yds	Date
1. Freeman McNeil	52	11/4/84
2. Curtis Martin	34	10/23/00

## LONGEST PASSING PLAY

Player	Yds	Date
1. J. Namath to R. Caster	89t	10/7/74
2. N. O'Donnell to J. Graham	78t	9/15/96

## THE LAST TIME

### 100-YARD RUSHER

**By Jets:** 102 (27 att. 0 TD), Thomas Jones, 11/1/09  
**By MIA:** 112 (23 att. 2 TD), Ronnie Brown, 9/23/07

### 300-YARD PASSER

**By Jets:** 327 (28-42, 2 TD, 0 INT), Brooks Bollinger, 12/18/05  
**By MIA:** 363 (26-44, 2 TD, 1 INT), Chad Henne, 9/26/10

### 3-OR-MORE TD PASSES

**By Jets:** 3 (15-28, 256, 0 INT), Mark Sanchez, 9/26/10  
**By MIA:** 3 (29-52, 322, 3 INT), Dan Marino, 12/27/99

### 100-YARD RECEIVING GAME

**By Jets:** 108 (4 rec. 0 TD), Leon Washington, 12/25/06  
**By MIA:** 166 (10 rec. 1 TD), Brandon Marshall, 9/26/10  
 \*AFC Playoffs

# JETS VS. MINNESOTA VIKINGS

8-1 Overall / 5-0 Home / 3-1 Away

## JETS VS. VIKINGS

11/29/70	MINNESOTA	W	20-10	12/26/82	at Minnesota	W	42-14	10/20/02	MINNESOTA	W	20-7
10/12/75	at Minnesota	L	21-29	11/20/94	at Minnesota	W	31-21	12/17/06	at Minnesota	W	26-13
10/15/79	MINNESOTA	W	14-7	11/23/97	MINNESOTA	W	23-21	10/11/10	MINNESOTA	W	29-20

## SINGLE-GAME RECORDS

### MOST RUSHING YARDS

Player	Att	Yds	Date
1. George Nock	32	117	11/29/70
2. Adrian Murrell	28	95	11/23/97

### MOST RUSHING TOUCHDOWNS

Player	TD	Date
1. Freeman McNeil	2	12/26/82
2. Seven Tied, Most Recently		
Shonn Greene	1	10/11/10

### MOST PASSING YARDS

Player	Cmp/Att	Yds	Date
1. Chad Pennington	29/39	339	12/17/06
2. Chad Pennington	24/29	324	10/20/02

### MOST TOUCHDOWN PASSES

Player	TD	Date
1. Boomer Esiason	3	11/20/94
2. Seven Tied, Most Recently		
Chad Pennington	1	12/17/06

### MOST RECEPTIONS

Player	Rec	Date
1. Laveranues Coles	12	12/17/06
2. Johnny Mitchell	11	11/20/94

### MOST RECEIVING YARDS

Player	Yds	Date
1. Laveranues Coles	144	12/17/06
2. Johnny Mitchell	120	11/20/94

### MOST POINTS

Player	Pts	Date
1. Nick Folk	17	10/11/10
2. Mike Nugent	14	12/17/06

### MOST FIELD GOALS

Player	FG	Date
1. Nick Folk	5	10/11/10
2. John Hall	3	11/23/97

### LONGEST RUSHING PLAY

Player	Yds	Date
1. Shonn Greene	23t	10/11/10
2. Cedric Houston	20	12/17/06

### LONGEST PASSING PLAY

Player	Yds	Date
1. C. Pennington to J. McCareins	50	12/17/06
2. C. Pennington to S. Moss	34	10/20/02

## THE LAST TIME

### 100-YARD RUSHER

**By Jets:** 117 (32 att. 1 TD), George Nock, 11/29/70  
**By MIN:** Never

### 300-YARD PASSER

**By Jets:** 339 (29-39, 1 TD, 1 INT), Chad Pennington, 12/17/06  
**By MIN:** 312 (25-34, 3 TD, 0 INT), Brad Johnson, 11/23/97

### 3-OR-MORE TD PASSES

**By Jets:** 3 (22-29, 230, 0 INT), Boomer Esiason, 11/20/94  
**By MIN:** 3 (14-34, 264, 1 INT), Brett Favre, 10/11/10

### 100-YARD RECEIVING GAME

**By Jets:** 144 (12 rec. 1 TD), Laveranues Coles, 12/17/06  
**By MIN:** 150 (8 rec. 2 TD), Jake Reed, 11/23/97  
 105 (6 rec. 0 TD), Cris Carter, 11/23/97

# JETS VS. NEW ENGLAND PATRIOTS

51-49-1 Overall (Postseason 1-2) / 30-22 Home (Postseason 0-1) / 21-27-1 Away (Postseason 1-1)

(Formerly Boston Patriots)

## JETS VS. PATRIOTS

9/16/60	BOSTON	L	24-28	10/30/77	at New England	L	13-24	11/5/95	NEW ENGLAND	L	7-20
11/11/60	at Boston	L	21-38	10/21/78	at New England	L	21-55	12/10/95	at New England	L	28-31
9/09/61	at Boston	W	21-20	11/19/78	NEW ENGLAND	L	17-19	11/10/96	NEW ENGLAND	L	27-31
10/01/61	BOSTON	W	37-30	9/9/79	at New England	L	3-56	12/8/96	at New England	L	10-34
10/6/62	BOSTON	L	14-43	12/9/79	NEW ENGLAND	W	27-26	9/14/97	at New England	L	24-27 (OT)
11/30/62	at Boston	L	17-24	10/5/80	NEW ENGLAND	L	11-21	10/19/97	NEW ENGLAND	W	24-19
9/8/63	at Boston	L	14-38	11/2/80	at New England	L	21-34	10/19/98	at New England	W	24-14
10/5/63	BOSTON	W	31-2	10/11/81	NEW ENGLAND	W	28-24	12/27/98	NEW ENGLAND	W	31-10
9/27/64	at Boston	L	10-26	11/15/81	at New England	W	17-6	9/12/99	NEW ENGLAND	L	28-30
10/31/64	BOSTON	W	35-14	9/19/82	at New England	W	31-7	11/15/99	at New England	W	24-17
11/14/65	at Boston	W	30-20	9/18/83	at New England	L	13-23	9/11/00	NEW ENGLAND	W	20-19
11/28/65	BOSTON	L	23-27	11/27/83	NEW ENGLAND	W	26-3	10/15/00	at New England	W	34-17
10/2/66	at Boston	T	24-24	9/30/84	NEW ENGLAND	L	21-28	9/23/01	at New England	W	10-3
12/17/66	BOSTON	W	38-28	10/28/84	at New England	L	20-30	12/02/01	NEW ENGLAND	L	16-17
10/29/67	BOSTON	W	30-23	10/20/85	at New England	L	13-20	9/15/02	NEW ENGLAND	L	7-44
11/19/67	at Boston	W	29-24	11/24/85	NEW ENGLAND	W	16-13 (OT)	12/22/02	at New England	W	30-17
9/22/68	at Boston	W	47-31	12/28/85	NEW ENGLAND	L	14-26	9/21/03	at New England	L	16-23
	(at Birmingham, AL)				(AFC Wild Card Playoff)			12/20/03	NEW ENGLAND	L	16-21
10/27/68	BOSTON	W	48-14	9/11/86	NEW ENGLAND	L	6-20	10/24/04	at New England	L	7-13
10/5/69	at Boston	W	23-14	10/12/86	at New England	W	31-24	12/26/04	NEW ENGLAND	L	7-23
10/26/69	BOSTON	W	23-17	9/21/87	NEW ENGLAND	W	43-24	12/4/05	at New England	L	3-16
9/27/70	at Boston	W	31-21	12/13/87	at New England	L	20-42	12/26/05	NEW ENGLAND	L	21-31
11/22/70	BOSTON	W	17-3	9/04/88	at New England	L	3-28	9/17/06	NEW ENGLAND	L	17-24
10/10/71	at New England	L	0-20	11/13/88	NEW ENGLAND	L	13-14	11/12/06	at New England	W	17-14
12/12/71	NEW ENGLAND	W	13-6	9/10/89	NEW ENGLAND	L	24-27	1/7/07	at New England	L	16-37
10/15/72	at New England	W	41-13	11/5/89	at New England	W	27-26		(AFC Wild Card Playoff)		
10/29/72	NEW ENGLAND	W	34-10	9/30/90	at New England	W	37-13	9/9/07	NEW ENGLAND	L	14-38
10/14/73	at New England	W	9-7	12/23/90	NEW ENGLAND	W	42-7	12/16/07	at New England	L	10-20
11/11/73	NEW ENGLAND	W	33-13	11/17/91	at New England	W	28-21	9/14/08	NEW ENGLAND	L	10-19
10/13/74	NEW ENGLAND	L	0-24	12/15/91	NEW ENGLAND	L	3-6	11/13/08	at New England	W	34-31 (OT)
11/17/74	at New England	W	21-16	10/4/92	NEW ENGLAND	W	30-21	9/20/09	NEW ENGLAND	W	16-9
10/5/75	NEW ENGLAND	W	36-7	11/22/92	at New England	L	3-24	11/22/09	at New England	L	14-31
12/7/75	at New England	W	30-28	9/26/93	NEW ENGLAND	W	45-7	9/19/10	NEW ENGLAND	W	28-14
10/18/76	at New England	L	7-41	11/28/93	at New England	W	6-0	12/6/10	at New England	L	3-45
11/21/76	NEW ENGLAND	L	24-38	10/16/94	NEW ENGLAND	W	24-17	1/16/11	at New England	W	28-21
10/2/77	NEW ENGLAND	W	30-27	12/4/94	at New England	L	13-24		(AFC Divisional Playoff)		

## SINGLE-GAME RECORDS

### MOST RUSHING YARDS

Player	Att	Yds	Date
1. John Riggins	32	168	10/15/72
2. John Riggins	20	152	12/7/75

### MOST RUSHING TOUCHDOWNS

Player	TD	Date
1. Five Tied, Most Recently		
Curtis Martin	3	10/15/00

### MOST PASSING YARDS

Player	Cmp/Att	Yds	Date
1. Ken O'Brien	22/29	386	11/5/89
2. Joe Namath	22/43	362	10/29/67

### MOST TOUCHDOWN PASSES

Player	TD	Date
1. Three Tied, Most Recently		
Vinny Testaverde	4	12/27/98

### MOST RECEPTIONS

Player	Rec	Date
1. Bake Turner	11	10/31/64
Art Powell	11	10/6/62

### MOST RECEIVING YARDS

Player	Yds	Date
1. Keyshawn Johnson	194	11/23/97
2. Rob Moore	175	9/30/90

### MOST POINTS

Player	Pts	Date
Five Tied, Most Recently		
Curtis Martin	18	10/15/00

## MOST FIELD GOALS

Player	FG	Date
1. Three Tied, Most Recently		
Pat Leahy	4	11/27/83

## LONGEST RUSHING PLAY

Player	Yds	Date
1. Mark Smolinski	56	9/8/63
2. Leon Washington	49	12/16/07

## LONGEST PASSING PLAY

Player	Yds	Date
1. K. O'Brien to W. Walker	88t	11/24/85
2. *C. Pennington to J. Cotchery	77t	1/7/07

## THE LAST TIME

### 100-YARD RUSHER

By Jets:	103 (21 att. 0 TD), Thomas Jones, 11/22/09
By NE:	104 (26 att. 1 TD), Laurence Maroney, 12/16/07

### 300-YARD PASSER

By Jets:	306 (22-37, 2 TD, 1 INT), Chad Pennington, 9/17/06
By NE:	326 (21-29, 4 TD, 0 INT), Tom Brady, 12/6/10

### 3-OR-MORE TD PASSES

By Jets:	3 (21-30, 220, 0 INT), Mark Sanchez, 9/19/10
By NE:	4 (21-29, 326, 0 INT), Tom Brady, 12/6/10

### 100-YARD RECEIVING GAME

By Jets:	115 (7 rec. 1 TD), Dustin Keller, 9/19/10
By NE:	104 (4 rec. 0 TD), Danny Woodhead, 12/6/10

\*AFC Playoffs

# JETS VS. NEW ORLEANS SAINTS

5-6 Overall / 2-4 Home / 3-2 Away

## JETS VS. SAINTS

12/3/72	NEW ORLEANS	W	18-17	10/26/86	NEW ORLEANS	W	28-23	11/4/01	at New Orleans	W	16-9
12/4/77	at New Orleans	W	16-13	10/15/89	at New Orleans	L	14-29	11/27/05	NEW ORLEANS	L	19-21
12/14/80	NEW ORLEANS	L	20-21	12/26/92	NEW ORLEANS	L	0-20	10/4/09	at New Orleans	L	10-24
11/21/83	at New Orleans	W	31-28	12/24/95	NEW ORLEANS	L	0-12				

## SINGLE-GAME RECORDS

### MOST RUSHING YARDS

Player	Att	Yds	Date
1. Tom Newton	23	117	12/14/80
2. Clark Gaines	22	103	12/4/77

### MOST RUSHING TOUCHDOWNS

Player	TD	Date
1. Five Tied, Most Recently		
Thomas Jones	1	10/4/09

### MOST PASSING YARDS

Player	Cmp/Att	Yds	Date
1. Joe Namath	21/40	259	12/3/72
2. Ken O'Brien	20/32	258	10/26/86

### MOST TOUCHDOWN PASSES

Player	TD	Date
1. Ken O'Brien	3	10/26/86
2. Four Tied, Most Recently		
Brooks Bolinger	1	11/27/05

### MOST RECEPTIONS

Player	Rec	Date
1. Adrian Murrell	9	12/24/95
2. Wesley Walker	7	11/21/83

### MOST RECEIVING YARDS

Player	Yds	Date
1. Wesley Walker	110	11/21/83
2. Al Toon	101	10/26/86

### MOST POINTS

Player	Pts	Date
1. Al Toon	18	10/26/86
Bobby Howfield	18	12/3/72

### MOST FIELD GOALS

Player	FG	Date
1. Bobby Howfield	6	12/3/72
2. Mike Nugent	4	11/27/05

### LONGEST RUSHING PLAY

Player	Yds	Date
1. LaMont Jordan	27	11/4/01
2. Curtis Martin	23	11/27/05

### LONGEST PASSING PLAY

Player	Yds	Date
1. B. Bollinger to J. McCariens	36	11/27/05
2. B. Bollinger to J. Cotchery	33	11/27/05

## THE LAST TIME

### 100-YARD RUSHER

**By Jets:** 117 (23 att. 0 TD), Tom Newton, 12/14/80  
**By NO:** 113 (11 att. 0 TD), Hokie Gajan, 11/21/83

### 300-YARD PASSER

**By Jets:** Never  
**By NO:** Never

### 3-OR-MORE TD PASSES

**By Jets:** 3 (20-32, 258, 0 INT), Ken O'Brien, 10/26/86  
**By NO:** 3 (17-23, 181, 0 INT), Aaron Brooks, 11/27/05

### 100-YARD RECEIVING GAME

**By Jets:** 101 (6 rec. 3 TD), Al Toon, 10/26/86  
**By NO:** 131 (5 rec. 2 TD), Eric Martin, 10/15/89

# JETS VS. NEW YORK GIANTS

4-7 Overall / 1-4 Home / 3-3 Away

## JETS VS. GIANTS

11/1/70	GIANTS	L	10-22	12/2/84	GIANTS	L	10-20	9/22/96	GIANTS	L	6-13
11/10/74	at Giants	W	26-20 (OT)	12/21/87	at Giants	L	7-20	12/5/99	at Giants	L	28-41
	(Yale Bowl)			12/18/88	GIANTS	W	27-21	11/2/03	GIANTS	L	28-31 (OT)
11/1/81	at Giants	W	26-7	10/31/93	at Giants	W	10-6	10/7/07	at Giants	L	24-35

## SINGLE-GAME RECORDS

### MOST RUSHING YARDS

Player	Att	Yds	Date
1. Curtis Martin	28	108	11/2/03
2. Bob Burns	21	101	11/10/74

### MOST RUSHING TOUCHDOWNS

Player	TD	Date
1. Four Tied, Most Recently		
Brad Baxter	1	10/31/93

### MOST PASSING YARDS

Player	Cmp/Att	Yds	Date
1. Ken O'Brien	28/41	351	12/2/84
2. Ray Lucas	31/48	284	12/5/99

### MOST TOUCHDOWN PASSES

Player	TD	Date
1. Chad Pennington	4	11/2/03
2. Ray Lucas	4	12/5/99

### MOST RECEPTIONS

Player	Rec	Date
1. Mickey Shuler	11	12/2/84
2. Santana Moss	10	11/2/03
Keyshawn Johnson	10	12/5/99

### MOST RECEIVING YARDS

Player	Yds	Date
1. Wesley Walker	142	11/1/81
2. Mickey Shuler	127	12/2/84

### MOST POINTS

Player	Pts	Date
1. Santana Moss	18	11/2/03
2. Pat Leahy	14	11/1/81

### MOST FIELD GOALS

Player	FG	Date
1. Pat Leahy	4	11/1/81
2. Three Tied, Most Recently		
Nick Lowery	2	09/22/96

### LONGEST RUSHING PLAY

Player	Yds	Date
1. Curtis Martin	15	11/2/03
2. Adrian Murrell	13	9/22/96

### LONGEST PASSING PLAY

Player	Yds	Date
1. K. O'Brien to W. Walker	37	12/2/84
2t. C. Pennington to L. Coles	28	10/7/07
2. R. Lucas to W. Chrebet	28	12/5/99

## THE LAST TIME

### 100-YARD RUSHER

By Jets: 108 (28 att. 0 TD), Curtis Martin, 11/2/03  
By NYG: 100 (20 att. 1 TD), Brandon Jacobs, 10/7/07

### 300-YARD PASSER

By Jets: 351 (28-41, 1 TD, 1 INT), Ken O'Brien, 12/2/84  
By NYG: 303 (24-40, 2 TD, 0 INT), Kerry Collins, 11/2/03

### 3-OR-MORE TD PASSES

By Jets: 4 (27-45, 281, 2 INT), Chad Pennington, 11/2/03  
By NYG: 3 (17-29, 341, 0 INT), Kerry Collins, 12/5/99

### 100-YARD RECEIVING GAME

By Jets: 121 (10 rec. 3 TD), Santana Moss, 11/2/03  
By NYG: 124 (5 rec. 1 TD), Plaxico Burress, 10/7/07

# JETS VS. OAKLAND RAIDERS

15-20-2 Overall (Postseason 2-2) / 9-8-1 Home (Postseason 1-0) / 6-12-1 Away (Postseason 1-2) (Formerly Los Angeles Raiders)

## JETS VS. RAIDERS

10/28/60	OAKLAND	L	27-28	12/17/67	at Oakland	L	29-38	10/6/96	OAKLAND	L	13-34
12/11/60	at Oakland	W	31-28	11/17/68	at Oakland	L	32-43	9/21/97	OAKLAND	W	23-22
10/29/61	at Oakland	W	14-6	12/29/68	OAKLAND	W	27-23	10/24/99	at Oakland	L	23-24
11/11/61	OAKLAND	W	23-12	(AFL Championship)				12/20/00	at Oakland	L	7-31
9/9/62	at Oakland	W	28-17	11/30/69	OAKLAND	L	14-27	1/6/02	at Oakland	W	24-22
11/4/62	OAKLAND	W	31-21	12/6/70	OAKLAND	L	13-14	1/12/02	at Oakland	L	24-38
10/7/63	OAKLAND	W	10-7	12/11/72	at Oakland	L	16-24	(AFC Playoff)			
10/20/63	at Oakland	L	26-49	10/23/77	OAKLAND	L	27-28	12/2/02	at Oakland	L	20-26
10/10/64	OAKLAND	W	35-13	10/21/79	OAKLAND	W	28-19	1/12/03	at Oakland	L	10-30
11/22/64	at Oakland	L	26-35	1/15/83	at Los Angeles	W	17-14	(AFC Playoff)			
10/16/65	OAKLAND	T	24-24	(AFC Playoff)				11/9/03	at Oakland	W	27-24 (OT)
12/12/65	at Oakland	L	14-24	9/8/85	at Los Angeles	L	0-31	12/11/05	OAKLAND	W	26-10
10/23/66	OAKLAND	L	21-24	10/9/89	LOS ANGELES	L	7-14	12/31/06	OAKLAND	W	23-3
12/3/66	at Oakland	T	28-28	10/10/93	at Los Angeles	L	20-24	10/19/08	at Oakland	L	13-16 (OT)
10/7/67	OAKLAND	W	27-14	10/1/95	OAKLAND	L	10-47	10/25/09	at Oakland	W	38-0

## SINGLE-GAME RECORDS

### MOST RUSHING YARDS

Player	Att	Yds	Date
1. Matt Snell	26	168	10/10/64
2. Thomas Jones	24	159	10/19/08

### MOST RUSHING TOUCHDOWNS

Player	TD	Date
1. Six Tied, Most Recently		
Shonn Greene	2	10/25/09

### MOST PASSING YARDS

Player	Cmp/Att	Yds	Date
1. Joe Namath	25/46	403	12/11/72
2. Richard Todd	17/29	396	10/23/77

### MOST TOUCHDOWN PASSES

Player	TD	Date
1. Richard Todd	4	10/23/77
2. Six Tied, Most Recently		
*Vinny Testaverde	3	1/12/02

### MOST RECEPTIONS

Player	Rec	Date
1. Don Maynard	12	12/17/67
2. Dick Christy	11	11/4/62

### MOST RECEIVING YARDS

Player	Yds	Date
1. Don Maynard	228	11/17/68
2. Art Powell	179	12/11/60

### MOST POINTS

Player	Pts	Date
1. Mike Nugent	14	12/11/05
2. 13 Tied, Most Recently		
Shonn Greene	12	10/25/09

### MOST FIELD GOALS

Player	FG	Date
1. Mike Nugent	4	12/11/05
2. Five Tied, Most Recently		
Mike Nugent	3	12/31/06

## LONGEST RUSHING PLAY

Player	Yds	Date
1. Dick Christy	47	9/9/62
2. LaMont Jordan	46t	1/6/02

## LONGEST PASSING PLAY

Player	Yds	Date
1. R. Todd to W. Walker	87t	10/23/77
2. C. Pennington to S. Moss	65t	11/9/03

## THE LAST TIME

### 100-YARD RUSHER

<b>By Jets:</b>	144 (19 att. 2 TD), Shonn Greene, 9/25/09
	121 (26 att. 1 TD), Thomas Jones, 9/25/09
<b>By OAK:</b>	126 (27 att. 0 TD), Napoleon Kaufman, 9/21/97

### 300-YARD PASSER

<b>By Jets:</b>	338 (24-48, 0 TD, 2 INT), Ken O'Brien, 10/9/89
<b>By OAK:</b>	342 (31-42, 1 TD, 0 INT), Rich Gannon, 12/2/02

### 3-OR-MORE TD PASSES

<b>By Jets:</b>	3 (9-18, 161, 1 INT), Richard Todd, 10/21/79
<b>By OAK:</b>	3 (26-38, 374, 0 INT), Jeff George, 9/21/97

### 100-YARD RECEIVING GAME

<b>By Jets:</b>	146 (6 rec. 1 TD), Santana Moss, 11/9/03
<b>By OAK:</b>	190 (11 rec. 1 TD), Tim Brown, 10/24/99

\*AFC Playoffs

# JETS VS. PHILADELPHIA EAGLES

0-8 Overall / 0-4 Home / 0-4 Away

## JETS VS. EAGLES

12/9/73	at Philadelphia	L	23-24	12/20/87	PHILADELPHIA	L	27-38	10/26/03	at Philadelphia	L	17-24
12/18/77	at Philadelphia	L	0-27	10/3/93	PHILADELPHIA	L	30-35	10/14/07	PHILADELPHIA	L	9-16
11/12/78	at Philadelphia	L	9-17	12/14/96	PHILADELPHIA	L	20-21				

## SINGLE-GAME RECORDS

### MOST RUSHING YARDS

Player	Att	Yds	Date
1. Emerson Boozer	21	160	12/9/73
2. Thomas Jones	24	130	10/14/07

### MOST RUSHING TOUCHDOWNS

Player	TD	Date
1. Four Tied, Most Recently		
LaMont Jordan	1	10/26/03

### MOST PASSING YARDS

Player	Cmp/Att	Yds	Date
1. Ken O'Brien	25/49	301	12/20/87
2. Boomer Esiason	19/33	297	10/3/93

### MOST TOUCHDOWN PASSES

Player	TD	Date
1. Boomer Esiason	4	10/3/93
2. Ken O'Brien	2	12/20/87

### MOST RECEPTIONS

Player	Rec	Date
1. Al Toon	10	12/20/87
2t. Clark Gaines	7	12/18/77
2t. Johnny Mitchell	7	10/3/93

### MOST RECEIVING YARDS

Player	Yds	Date
1. Al Toon	168	12/20/87
2. Johnny Mitchell	146	10/3/93

### MOST POINTS

Player	Pts	Date
1. Johnny Mitchell	18	10/3/93
2. Emerson Boozer	12	12/9/73

### MOST FIELD GOALS

Player	FG	Date
1. Bobby Howfield	3	12/9/73
2. Nick Lowery	2	12/14/96
Pat Leahy	2	12/20/87

### LONGEST RUSHING PLAY

Player	Yds	Date
1. Emerson Boozer	52	12/9/73
2. Thomas Jones	36	10/14/07

### LONGEST PASSING PLAY

Player	Yds	Date
1. V. Testaverde to S. Moss	60t	10/26/03
2. G. Foley to K. Johnson	46t	12/14/96

## THE LAST TIME

### 100-YARD RUSHER

**By Jets:** 130 (24 att. 0 TD), Thomas Jones, 10/14/07  
**By PHI:** 120 (20 att. 0 TD), Brian Westbrook, 10/14/07

### 300-YARD PASSER

**By Jets:** 301 (25-49, 2 TD, 0 INT), Ken O'Brien, 12/20/87  
**By PHI:** Never

### 3-OR-MORE TD PASSES

**By Jets:** 4 (19-33, 297, 2 INT), Boomer Esiason, 10/3/93  
**By PHI:** 3 (17-34, 198, 2 INT), Ty Detmer, 12/14/96

### 100-YARD RECEIVING GAME

**By Jets:** 146 (7 rec. 3 TD), Johnny Mitchell, 10/3/93  
103 (4 rec. 0 TD), Chris Burkett, 10/3/93  
**By PHI:** 121 (5 rec. 1 TD), Kevin Curtis, 10/14/07

# JETS VS. PITTSBURGH STEELERS

4-15 Overall (Postseason 0-2) / 3-9 Home / 1-6 Away (Postseason 0-2)

## JETS VS. STEELERS

11/8/70	at Pittsburgh	L	17-21	12/13/86	PITTSBURGH	L	24-45	12/12/04	at Pittsburgh	L	6-17
10/21/73	at Pittsburgh	L	14-26	10/30/88	PITTSBURGH	W	24-20	1/15/05	at Pittsburgh	L	17-20 (OT)
11/30/75	PITTSBURGH	L	7-20	12/10/89	PITTSBURGH	L	0-13	(AFC Divisional Playoff)			
11/27/77	PITTSBURGH	L	20-23	11/25/90	PITTSBURGH	L	7-24	11/18/07	PITTSBURGH	W	19-16 (OT)
10/1/78	PITTSBURGH	L	17-28	09/13/92	at Pittsburgh	L	10-27	12/19/10	at Pittsburgh	W	22-17
9/20/81	at Pittsburgh	L	10-38	10/8/00	PITTSBURGH	L	3-20	1/23/11	at Pittsburgh	L	19-24
12/10/83	PITTSBURGH	L	7-34	12/9/01	at Pittsburgh	L	7-18	(AFC Championship Game)			
9/6/84	PITTSBURGH	L	17-23	12/14/03	PITTSBURGH	W	6-0				

## SINGLE-GAME RECORDS

### MOST RUSHING YARDS

Player	Att	Yds	Date
1. Curtis Martin	30	174	12/14/03
2. Freeman McNeil	23	137	12/13/86

### MOST RUSHING TOUCHDOWNS

Player	TD	Date
1. Seven Tied, Most Recently		
Mark Sanchez	1	12/19/10

### MOST PASSING YARDS

Player	Cmp/Att	Yds	Date
1. *Mark Sanchez	20/33	233	1/23/11
2. Ken O'Brien	26/38	226	12/10/89

### MOST TOUCHDOWN PASSES

Player	TD	Date
1. *Mark Sanchez	2	1/23/11
2. 15 Tied, Most Recently		
Kellen Clemens	1	11/18/07

### MOST RECEPTIONS

Player	Rec	Date
1. Three Tied, Most Recently		
*Dustin Keller	8	1/23/11

### MOST RECEIVING YARDS

Player	Yds	Date
1. Johnny "Lam" Jones	146	12/10/83
2. Braylon Edwards	100	12/19/10

### MOST POINTS

Player	Pts	Date
1. Mike Nugent	13	11/18/07
2t. Nick Folk	8	12/19/70
2t. Pat Leahy	8	11/27/77

### MOST FIELD GOALS

Player	FG	Date
1. Mike Nugent	4	11/18/07
2. Three Tied, Most Recently		
Doug Brien	2	12/12/04

### LONGEST RUSHING PLAY

Player	Yds	Date
1. Curtis Martin	56	12/14/03
2. Thomas Jones	26	11/18/07

## LONGEST PASSING PLAY

Player	Yds	Date
1. K. Clemens to L. Coles	56	11/18/07
2. *M. Sanchez to S. Holmes	45t	1/23/11

## THE LAST TIME

### 100-YARD RUSHER

By Jets:	117 (30 att. 0 TD), Thomas Jones, 11/18/07
By PIT:	107 (25 att. 1 TD), Jerome Bettis, 10/8/00

### 300-YARD PASSER

By Jets:	None
By PIT:	None

### 3-OR-MORE TD PASSES

By Jets:	None
By PIT:	3 (17-25, 189, 1 INT), Terry Bradshaw, 10/1/78

### 100-YARD RECEIVING GAME

By Jets:	100 (8 rec. 0 TD), Braylon Edwards, 12/19/10
By PIT:	102 (7 rec. 0 TD), Mike Wallace, 12/19/10
*AFC Playoffs	

# JETS VS. SAN DIEGO CHARGERS

11-19-1 Overall (Postseason 2-0) / 5-7-1 Home / 6-12 Away (Postseason 2-0)

(Formerly Los Angeles Chargers)

## JETS VS. CHARGERS

11/4/60	LOS ANGELES	L	7-21	12/4/65	at San Diego	L	7-38	12/2/90	at San Diego	L	17-38
12/18/60	at Los Angeles	L	43-50	10/8/66	SAN DIEGO	W	17-16	11/24/91	SAN DIEGO	W	24-3
10/15/61	SAN DIEGO	L	10-25	12/11/66	at San Diego	L	27-42	12/18/94	SAN DIEGO	L	6-21
11/5/61	at San Diego	L	13-48	12/24/67	at San Diego	W	42-31	11/3/02	at San Diego	W	44-13
9/16/62	at San Diego	L	14-40	10/5/68	SAN DIEGO	W	23-20	9/19/04	at San Diego	W	34-28
10/28/62	SAN DIEGO	W	23-3	11/24/68	at San Diego	W	37-15	1/8/05	at San Diego	W	20-17 (OT)
10/13/63	at San Diego	L	20-24	10/31/71	at San Diego	L	21-49	(AFC Wild Card Playoff)			
11/2/63	SAN DIEGO	L	7-53	12/1/74	SAN DIEGO	W	27-14	11/6/05	SAN DIEGO	L	26-31
10/3/64	SAN DIEGO	T	17-17	12/15/75	at San Diego	L	16-24	9/22/08	at San Diego	L	29-48
12/6/64	at San Diego	L	3-38	9/4/83	at San Diego	W	41-29	1/17/10	at San Diego	W	17-14
10/23/65	SAN DIEGO	L	9-34	12/3/89	at San Diego	W	20-17	(AFC Divisional Playoff)			
9/28/69	at San Diego	L	27-34	10/14/90	SAN DIEGO	L	3-39				

## SINGLE-GAME RECORDS

### MOST RUSHING YARDS

Player	Att	Yds	Date
1. *Shonn Greene	23	128	1/17/10
2. Freeman McNeil	23	120	9/4/83

### MOST RUSHING TOUCHDOWNS

Player	TD	Date
1. Five Tied, Most Recently		
Curtis Martin	2	9/19/04

### MOST PASSING YARDS

Player	Cmp/Att	Yds	Date
1. Joe Namath	29/51	344	9/28/69
2. Joe Namath	18/26	343	12/24/67

### MOST TOUCHDOWN PASSES

Player	TD	Date
1. Joe Namath	4	12/24/67
2t. Al Dorow	3	12/18/60
2t. Brett Favre	3	9/22/08

### MOST RECEPTIONS

Player	Rec	Date
1. Jerricho Cotchery	10	9/22/08
2. George Sauer	9	9/28/69

### MOST RECEIVING YARDS

Player	Yds	Date
1. Don Maynard	166	11/24/68
2. Don Maynard	157	10/28/62

### MOST POINTS

Player	Pts	Date
1. John Riggins	18	12/1/74
2. Don Maynard	18	12/24/67

### MOST FIELD GOALS

Player	FG	Date
1. John Hall	3	11/3/02
Jim Turner	3	10/5/68
Jim Turner	3	10/23/65

## LONGEST RUSHING PLAY

Player	Yds	Date
1. LaMont Jordan	61t	11/3/02
2. *Shonn Greene	53t	1/17/10

## LONGEST PASSING PLAY

Player	Yds	Date
1. J. Namath to D. Maynard	87t	11/24/68
2. C. Pennington to S. Moss	47	9/19/04

## THE LAST TIME

### 100-YARD RUSHER

<b>By Jets:</b>	119 (32 att. 2 TD), Curtis Martin, 9/19/04
<b>By SD:</b>	107 (25 att. 3 TD), Ladainian Tomlinson, 11/6/05

### 300-YARD PASSER

<b>By Jets:</b>	344 (29-51, 2 TD, 2 INT), Joe Namath, 9/28/69
<b>By SD:</b>	354 (20-36, 2 TD, 2 INT), Dan Fouts, 9/4/83

### 3-OR-MORE TD PASSES

<b>By Jets:</b>	3 (30-42, 271, 2 INT) Brett Favre, 9/22/08
<b>By SD:</b>	3 (19-25, 250, 1 INT), Philip Rivers, 9/22/08

### 100-YARD RECEIVING GAME

<b>By Jets:</b>	137 (7 rec. 0 TD), Rich Caster, 12/1/74
<b>By SD:</b>	132 (8 rec. 0 TD), Antonio Gates, 11/6/05
*AFC Playoffs	

# JETS VS. SAN FRANCISCO 49ERS

2-9 Overall / 1-5 Home / 1-4 Away

## JETS VS. 49ERS

11/28/71	SAN FRANCISCO	L	21-24	12/7/86	at San Francisco	L	10-24	10/1/01	SAN FRANCISCO	L	17-19
10/3/76	at San Francisco	L	6-17	10/29/89	SAN FRANCISCO	L	10-23	10/17/04	SAN FRANCISCO	W	22-14
9/21/80	SAN FRANCISCO	L	27-37	9/20/92	SAN FRANCISCO	L	14-31	12/7/08	at San Francisco	L	14-24
10/30/83	at San Francisco	W	27-13	9/6/98	at San Francisco	L	30-36 (OT)				

## SINGLE-GAME RECORDS

### MOST RUSHING YARDS

Player	Att	Yds	Date
1t. Curtis Martin	21	111	10/17/04
1t. Ed Marinaro	25	111	10/3/76

### MOST RUSHING TOUCHDOWNS

Player	TD	Date
1. Curtis Martin	2	10/17/04
Curtis Martin	2	10/1/01

### MOST PASSING YARDS

Player	Cmp/Att	Yds	Date
1. Richard Todd	42/60	447	9/21/80
2. Glenn Foley	30/58	415	9/6/98

### MOST TOUCHDOWN PASSES

Player	TD	Date
1. Three Tied, Most Recently		
Glenn Foley	3	9/6/98

### MOST RECEPTIONS

Player	Rec	Date
1. Clark Gaines	17	9/21/80
2. Keyshawn Johnson	9	9/6/98

### MOST RECEIVING YARDS

Player	Yds	Date
1. Clark Gaines	160	9/21/80
2t. Keyshawn Johnson	126	9/6/98
2t. Rich Caster	126	11/28/71

### MOST POINTS

Player	Pts	Date
1. Five Tied, Most Recently		
John Hall	12	9/6/98

### MOST FIELD GOALS

Player	FG	Date
1. John Hall	3	9/6/98
2t. Pat Leahy	2	10/30/83
2t. Pat Leahy	2	9/21/80

### LONGEST RUSHING PLAY

Player	Yds	Date
1. Curtis Martin	18	10/1/01
2t. Thomas Jones	17t	12/7/08
2t. LaMont Jordan	17t	10/17/04

### LONGEST PASSING PLAY

Player	Yds	Date
1. G. Foley to W. Chrebet	48	9/6/98
2. G. Foley to K. Johnson	41t	9/6/98

## THE LAST TIME

### 100-YARD RUSHER

**By Jets:** 111 (25 att. 2 TD), Curtis Martin, 10/17/04  
**By SF:** 187 (20 att. 2 TD), Garrison Hearst, 9/6/98

### 300-YARD PASSER

**By Jets:** 415 (30-38, 3 TD, 1 INT), Glenn Foley, 9/6/98  
**By SF:** 363 (26-46, 3 TD, 1 INT), Steve Young, 9/6/98

### 3-OR-MORE TD PASSES

**By Jets:** 3 (30-38, 415, 1 INT), Glenn Foley, 9/6/98  
**By SF:** 3 (26-46, 363, 1 INT), Steve Young, 9/6/98

### 100-YARD RECEIVING GAME

**By Jets:** 126 (9 rec. 2 TD), Keyshawn Johnson & 125 (6 rec. 1 TD), Wayne Chrebet, 9/6/98  
**By SF:** 111 (7 rec. 2 TD), J.J. Stokes, 9/6/98

# JETS VS. SEATTLE SEAHAWKS

8-9 Overall / 5-5 Home / 3-4 Away

## JETS VS. SEAHAWKS

11/13/77	SEATTLE	L	0-17	10/27/85	SEATTLE	W	17-14	1/2/00	SEATTLE	W	19-19
9/17/78	SEATTLE	L	17-24	11/2/86	at Seattle	W	38-7	12/19/04	SEATTLE	W	37-14
11/26/79	at Seattle	L	7-30	11/9/87	SEATTLE	W	30-14	12/19/04	SEATTLE	W	37-14
10/19/80	SEATTLE	L	17-27	9/8/91	at Seattle	L	13-20	12/21/08	at Seattle	L	3-13
10/25/81	SEATTLE	L	3-19	11/16/95	at Seattle	W	16-10				
12/6/81	at Seattle	L	23-27	8/31/97	at Seattle	W	41-3				
9/11/83	SEATTLE	L	10-17	12/6/98	SEATTLE	W	32-31				

## SINGLE-GAME RECORDS

### MOST RUSHING YARDS

Player	Att	Yds	Date
1. Curtis Martin	34	158	1/2/00
2. Freeman McNeil	22	151	10/27/85

### MOST RUSHING TOUCHDOWNS

Player	TD	Date
1t. Curtis Martin	2	12/19/04
1t. Clark Gaines	2	9/17/78

### MOST PASSING YARDS

Player	Cmp/Att	Yds	Date
1. Ken O'Brien	26/32	431	11/2/86
2. Vinny Testaverde	42/63	418	12/6/98

### MOST TOUCHDOWN PASSES

Player	TD	Date
1. Neil O'Donnell	5	8/31/97
2. Ken O'Brien	4	11/2/86

### MOST RECEPTIONS

Player	Rec	Date
1. Keyshawn Johnson	9	12/6/98
Al Toon	9	11/2/86

### MOST RECEIVING YARDS

Player	Yds	Date
1. Al Toon	195	11/2/86
2. Wesley Walker	161	11/2/86

### MOST POINTS

Player	Pts	Date
1. John Hall	13	1/2/00
2. Eight Tied, Most Recently		
Curtis Martin	12	12/19/04
Santana Moss	12	12/19/04

### MOST FIELD GOALS

Player	FG	Date
1. John Hall	4	1/2/00
2t. Nick Lowery	3	11/26/95
2t. Pat Leahy	3	11/9/87

### LONGEST RUSHING PLAY

Player	Yds	Date
1. Curtis Martin	50	1/2/00
2. LaMont Jordan	33	12/19/04

## LONGEST PASSING PLAY

Player	Yds	Date
1. K. O'Brien to W. Walker	83t	11/2/86
1. N. O'Donnell to J. Graham	47t	8/31/97

## THE LAST TIME

### 100-YARD RUSHER

By Jets:	134 (24 att. 2 TD), Curtis Martin, 12/19/04
By SEA:	116 (29 att. 0 TD), Maurice Morris, 12/21/08

### 300-YARD PASSER

By Jets:	418 (42-63, 4 TD, 0 INT), Vinny Testaverde, 12/6/98
By SEA:	Never

### 3-OR-MORE TD PASSES

By Jets:	3 (18-24, 253, 0 INT), Chad Pennington, 12/19/04
By SEA:	3 (25-32, 285, 0 INT), Jim Zorn, 11/26/79

### 100-YARD RECEIVING GAME

By Jets:	114 (9 rec. 1 TD), Keyshawn Johnson, 12/6/98
By SEA:	127 (2 rec. 2 TD), Joey Galloway, 12/6/98

# JETS VS. ST. LOUIS RAMS

3-9 Overall / 2-4 Home / 1-5 Away

(Formerly Los Angeles Rams)

## JETS VS. RAMS

11/15/70	at Los Angeles	W	31-20	11/20/86	LOS ANGELES	L	3-17	10/11/98	at St. Louis	L	10-30
10/27/74	LOS ANGELES	L	13-20	12/17/89	at Los Angeles	L	14-38	10/21/01	ST. LOUIS	L	14-34
11/30/80	at Los Angeles	L	13-38	9/27/92	at Los Angeles	L	10-18	1/2/05	at St. Louis	L	29-32 (OT)
9/25/83	LOS ANGELES	W	27-24 (OT)	12/3/95	ST. LOUIS	L	20-23	11/9/08	St. LOUIS	W	47-3

## SINGLE-GAME RECORDS

### MOST RUSHING YARDS

Player	Att	Yds	Date
1. Curtis Martin	28	153	1/2/05
2. Thomas Jones	26	149	11/9/08

### MOST RUSHING TOUCHDOWNS

Player	TD	Date
1. Thomas Jones	3	11/9/08
2. Four Tied, Most Recently		
Brad Baxter	1	9/27/92

### MOST PASSING YARDS

Player	Cmp/Att	Yds	Date
1. Richard Todd	37/50	446	9/25/83
2. Ken O'Brien	28/47	272	11/30/86

### MOST TOUCHDOWN PASSES

Player	TD	Date
1. Al Woodall	3	11/15/70
2. Richard Todd	2	9/25/83

### MOST RECEPTIONS

Player	Rec	Date
1. Al Toon	9	9/27/92
2. Three Tied, Most Recently		
Wayne Chrebet	8	12/3/95

### MOST RECEIVING YARDS

Player	Yds	Date
1. Wesley Walker	135	9/25/83
2. Dustin Keller	107	11/9/08

### MOST RECEIVING TOUCHDOWNS

Player	TD	Date
1. Anthony Becht	2	10/21/01
Wesley Walker	2	9/25/83

### MOST POINTS

Player	Pts	Date
1. Jay Feely	17	11/9/08
2. Anthony Becht	12	10/21/01

### MOST FIELD GOALS

Player	FG	Date
1. Jay Feely	4	11/9/08
2. Doug Brien	3	1/2/05

### LONGEST RUSHING PLAY

Player	Yds	Date
1t. Thomas Jones	20	11/9/08
1t. Curtis Martin	20	1/2/05

## LONGEST PASSING PLAY

Player	Yds	Date
1. B. Favre to D. Keller	54	11/9/08
2. G. Foley to K. Johnson	35	10/11/98

## THE LAST TIME

### 100-YARD RUSHER

<b>By Jets:</b>	149 (26 att. 3 TD), Thomas Jones, 11/9/08
<b>By SL:</b>	195 (23 att. 2 TD), Trung Candidate, 10/21/01

### 300-YARD PASSER

<b>By Jets:</b>	446 (37-50, 2 TD, 2 INT), Richard Todd, 9/25/83
<b>By SL:</b>	450 (29-39, 3 TD, 2 INT), Marc Bulger, 1/2/05

### 3-OR-MORE TD PASSES

<b>By Jets:</b>	3 (10-17, 261, 0 INT), Al Woodall, 11/15/70
<b>By SL:</b>	3 (29-39, 450, 2 INT), Marc Bulger, 1/2/05

### 100-YARD RECEIVING GAME

<b>By Jets:</b>	107 (6 rec. 1 TD), Dustin Keller, 11/9/08
<b>By SL:</b>	116 (7 rec. 2 TD), Torry Holt, 1/2/05

# JETS VS. TAMPA BAY BUCCANEERS

9-1 Overall / 6-0 Home / 3-1 Away

## JETS VS. BUCCANEERS

11/14/76	TAMPA BAY	W	34-0	12/30/90	at Tampa Bay	W	16-14	10/9/05	TAMPA BAY	W	14-12
12/12/82	TAMPA BAY	W	32-17	9/91/91	TAMPA BAY	W	16-13	12/13/09	at Tampa Bay	W	26-3
12/16/84	at Tampa Bay	L	21-41	12/14/97	TAMPA BAY	W	31-0				
11/17/85	TAMPA BAY	W	62-28	9/24/00	at Tampa Bay	W	21-17				

## SINGLE-GAME RECORDS

### MOST RUSHING YARDS

Player	Att	Yds	Date
1. Clark Gaines	27	103	11/14/76
2. Thomas Jones	24	99	12/13/09

### MOST RUSHING TOUCHDOWNS

Player	TD	Date
1. Four Tied, Most Recently Thomas Jones	2	12/13/09

### MOST PASSING YARDS

Player	Cmp/Att	Yds	Date
1. Ken O'Brien	23/30	367	11/17/85
2. Ken O'Brien	19/34	201	12/16/84

### MOST TOUCHDOWN PASSES

Player	TD	Date
1. Ken O'Brien	5	11/17/85
2. Ken O'Brien	2	12/16/84

### MOST RECEPTIONS

Player	Rec	Date
1. Curtis Martin	8	9/24/00
2. Mickey Shuler	7	11/17/85

### MOST RECEIVING YARDS

Player	Yds	Date
1. Al Toon	133	11/17/85
2. Laveranues Coles	89	10/9/05

### MOST RECEIVING TOUCHDOWNS

Player	TD	Date
1. Mickey Shuler	3	11/17/85
2. Eight Tied, Most Recently Wayne Chrebet Curtis Martin	1 1	9/24/00 9/24/00

### MOST POINTS

Player	Pts	Date
1. Mickey Shuler	18	11/17/85
2t. Jay Feely	14	12/13/09
2t. Pat Leahy	14	11/17/85

### MOST FIELD GOALS

Player	FG	Date
1. Jay Feely	4	12/13/09
2t. Pat Leahy	3	9/1/91
2t. Pat Leahy	3	12/30/90

### LONGEST RUSHING PLAY

Player	Yds	Date
1. Thomas Jones	33t	12/13/09
2. Curtis Martin	26	9/24/00

## LONGEST PASSING PLAY

Player	Yds	Date
1. K. OBrien to A. Toon	78t	11/17/85
2. V. Testaverde to L. Coles	31	10/9/05

## THE LAST TIME

### 100-YARD RUSHER

By Jets:	103 (27 att. 1 TD), Clark Gaines, 11/14/76
By TB:	103 (31 att. 2 TD), James Wilder, 12/16/84

### 300-YARD PASSER

By Jets:	367 (23-30, 5 TD, 1 INT), Ken O'Brien, 11/17/85
By TB:	Never

### 3-OR-MORE TD PASSES

By Jets:	5 (23-30, 367, 1 INT), Ken O'Brien, 11/17/85
By TB:	3 (26-34, 280, 0 INT), Steve DeBerg, 12/16/84

### 100-YARD RECEIVING GAME

By Jets:	133 (6 rec. 1 TD), Al Toon, 11/17/85
By TB:	116 (11 rec. 1 TD), James Wilder, 12/12/82

# JETS VS. TENNESSEE TITANS

17-21-1 Overall (Postseason 0-1) / 11-6-1 Home / 5-15 Away (Postseason 0-1)

(Formerly Tennessee Oilers, Houston Oilers)

## JETS VS. TITANS

10/9/60	at Houston	L	21-27	11/10/68	HOUSTON	W	26-7	12/24/94	at Houston	L	10-24
10/23/60	HOUSTON	L	28-42	10/20/69	HOUSTON	W	26-17	12/17/95	at Houston	L	6-23
11/19/61	at Houston	L	13-49	12/6/69	at Houston	W	34-26	12/1/96	HOUSTON	L	10-35
12/10/61	HOUSTON	L	21-48	10/1/72	at Houston	L	20-26	11/22/98	at Tennessee	W	24-3
10/14/62	at Houston	L	17-56	11/3/74	HOUSTON	L	22-27	12/1/03	TENNESSEE	W	24-17
12/15/62	HOUSTON	L	10-44	9/18/77	at Houston	L	0-20	9/10/06	at Tennessee	W	23-16
9/22/63	HOUSTON	W	24-17	10/28/79	at Houston	L	24-27 (OT)	12/23/07	at Tennessee	L	6-10
11/10/63	at Houston	L	27-31	11/23/80	HOUSTON	W	31-28 (OT)	11/23/08	TENNESSEE	W	34-13
10/17/64	HOUSTON	W	24-21	9/27/81	HOUSTON	W	33-17	9/27/09	TENNESSEE	W	24-17
12/13/64	at Houston	L	17-33	11/18/84	at Houston	L	20-31				
9/12/65	at Houston	L	21-27	9/18/88	HOUSTON	W	45-3				
11/21/65	HOUSTON	W	41-14	10/28/90	at Houston	W	17-12				
9/18/66	HOUSTON	W	52-13	10/13/91	HOUSTON	L	20-23				
10/16/66	at Houston	L	0-24	12/29/91	at Houston	L	10-17				
10/15/67	HOUSTON	T	28-28 (OT)				(AFC Wild Card Playoff)				
10/20/68	at Houston	W	20-14	1/2/94	at Houston	L	0-24				

## SINGLE-GAME RECORDS

### MOST RUSHING YARDS

Player	Att	Yds	Date
1. Matt Snell	31	180	10/17/64
2. Matt Snell	19	135	11/21/65

### MOST RUSHING TOUCHDOWNS

Player	TD	Date
1. Three Tied, Most Recently		
Leon Washington	2	11/23/08

### MOST PASSING YARDS

Player	Cmp/Att	Yds	Date
1. Chad Pennington	24/33	319	9/10/06
2t. Richard Todd	20/40	312	9/27/81
2t. Dick Wood	25/39	312	11/10/63

### MOST TOUCHDOWN PASSES

Player	TD	Date
1. Joe Namath	5	9/18/66
2. Joe Namath	4	11/21/65

### MOST RECEPTIONS

Player	Rec	Date
1. Don Maynard	11	10/9/60
2t. Keyshawn Johnson	10	11/22/98
2t. Don Maynard	10	11/15/67

### MOST RECEIVING YARDS

Player	Yds	Date
1. Don Maynard	212	10/20/69
2. Bake Turner	210	11/10/63

### MOST RECEIVING TOUCHDOWNS

Player	TD	Date
1. Wesley Walker	3	9/18/88
2. Eight Tied, Most Recently		
Wesley Walker	2	9/27/81

## MOST POINTS

Player	Pts	Date
1. Wesley Walker	18	9/18/88
2. Jim Turner	16	10/20/69

## MOST FIELD GOALS

Player	FG	Date
1. Jim Turner	4	10/20/69
Jim Turner	4	11/10/68

## LONGEST RUSHING PLAY

Player	Yds	Date
1. Bill Mathis	79t	11/21/65
2. Leon Washington	61t	11/23/08

## LONGEST PASSING PLAY

Player	Yds	Date
1. K. O'Brien to W. Walker	50t	9/18/88
2. C. Pennington to J. Cotchery	48	12/23/07

## THE LAST TIME

### 100-YARD RUSHER

By Jets: 123 (27 att. 1 TD), Curtis Martin, 11/22/98  
By TEN: 103 (23 att. 0 TD), LenDale White, 12/23/07

### 300-YARD PASSER

By Jets: 319 (24-33, 2 TD, 0 INT), Chad Pennington, 9/10/06  
By TEN: 381 (30-43, 1 TD, 0 INT), Warren Moon, 10/28/90

### 3-OR-MORE TD PASSES

By Jets: 3 (17-26, 260, 0 INT), Ken O'Brien, 9/18/88  
By TEN: 3 (20-28, 207, 0 INT), Warren Moon, 11/18/84

### 100-YARD RECEIVING GAME

By Jets: 108 (8 rec. 1 TD), Jerricho Cotchery, 9/27/07  
By TEN: 106 (8 rec. 0 TD), Drew Bennett, 9/10/06  
\*AFC Playoff

# JETS VS. WASHINGTON REDSKINS

1-8 Overall / 0-4 Home / 1-4 Away

(Formerly Phoenix Cardinals, St. Louis Cardinals)

## JETS VS. REDSKINS

11/5/72	WASHINGTON	L	17-35	12/11/93	at Washington	W	3-0	11/4/07	WASHINGTON	L	20-23 (OT)
12/5/76	WASHINGTON	L	16-37	9/29/96	at Washington	L	16-31				
9/24/78	at Washington	L	3-23	9/26/99	WASHINGTON	L	20-27				
10/25/87	at Washington	L	16-17	9/4/03	at Washington	L	13-16				

## SINGLE-GAME RECORDS

### MOST RUSHING YARDS

Player	Att	Yds	Date
1. Johnny Johnson	32	155	12/11/93
2. Adrian Murrell	31	134	9/29/96

### MOST RUSHING TOUCHDOWNS

Player	TD	Date
1. Six Tied, Most Recently		
LaMont Jordan	1	9/4/03

### MOST PASSING YARDS

Player	Cmp/Att	Yds	Date
1. Neil O'Donnell	27/40	292	9/29/96
2. Rick Mirer	17/31	227	9/26/99

### MOST TOUCHDOWN PASSES

Player	TD	Date
1. Four Tied, Most Recently		
Kellen Clemens	1	11/4/07

### MOST RECEPTIONS

Player	Rec	Date
1. Al Toon	9	10/25/87
2. Keyshawn Johnson	8	9/29/96

### MOST RECEIVING YARDS

Player	Yds	Date
1. Al Toon	97	10/25/87
2. Jeff Graham	95	9/29/96

### MOST RECEIVING TOUCHDOWNS

Player	TD	Date
1. Four Tied, Most Recently		
Dedric Ward	1	9/26/99

### MOST POINTS

Player	Pts	Date
1t. Nick Lowery	10	9/29/99
1t. Pat Leahy	10	10/25/87

### MOST FIELD GOALS

Player	FG	Date
1t. Nick Lowery	3	9/29/99
1t. Pat Leahy	3	10/25/87

### LONGEST RUSHING PLAY

Player	Yds	Date
1. Richard Caster	60	12/5/76
2. Adrian Murrell	25	9/29/96

### LONGEST PASSING PLAY

Player	Yds	Date
1t. K. Clemens to J. Cotchery	39	11/4/07
1t. N. O'Donnell to J. Graham	39	9/29/96

## THE LAST TIME

### 100-YARD RUSHER

**By Jets:** 134 (31 att. 1 TD), Adrian Murrell, 9/29/96  
**By WAS:** 196 (36 att. 1 TD), Clinton Portis, 11/4/07

### 300-YARD PASSER

**By Jets:** Never  
**By WAS:** Never

### 3-OR-MORE TD PASSES

**By Jets:** Never  
**By WAS:** 3 (13-17, 142, 0 INT), Billy Kilmer, 12/5/76

### 100-YARD RECEIVING GAME

**By Jets:** Never  
**By WAS:** 106 (5 rec. 0 TD), Laveranues Coles, 9/4/03

# PRIME TIME/OVERTIME/THANKSGIVING

## MONDAY NIGHT FOOTBALL

### 18-25 Overall / 11-8 Home / 7-17 Away

12/6/10	at New England	L	45-3
10/11/10	MINNESOTA	W	29-20
9/13/10	BALTIMORE	L	10-9
10/12/09	at Miami	L	27-31
9/22/08	at San Diego	L	29-48
12/25/06	at Miami	W	13-10
12/26/05	NEW ENGLAND	L	21-31
10/24/05	at Atlanta	L	14-27
11/1/04	MIAMI	W	41-14
12/1/03	TENNESSEE	W	24-17
12/2/02	at Oakland	L	20-26
10/1/01	SAN FRANCISCO	L	17-19
10/23/00	MIAMI	W	40-37 OT
9/11/00	NEW ENGLAND	W	20-19
12/27/99	at Miami	W	38-31
11/15/99	at New England	W	24-17
10/11/99	JACKSONVILLE	L	6-16
10/19/98	at New England	W	24-14
10/26/92	BUFFALO	L	20-24
9/23/91	at Chicago	L	13-19 OT
9/24/90	BUFFALO	L	7-30
10/9/89	LA RAIDERS	L	7-14
10/17/88	BUFFALO	L	14-37
12/7/87	at Miami	L	28-37
11/9/87	SEATTLE	W	30-14
9/21/87	NEW ENGLAND	W	43-24
11/24/86	at Miami	L	3-45
10/20/86	DENVER	W	22-10
10/14/85	MIAMI	W	23-7
11/26/84	at Miami	L	17-28
11/21/83	at New Orleans	W	31-28
10/3/83	at Buffalo	W	34-10
12/6/82	at Detroit	W	28-13
10/27/80	MIAMI	W	17-14
11/26/79	at Seattle	L	7-30
10/15/79	MINNESOTA	W	14-7
10/18/76	at New England	L	7-41
12/15/75	at San Diego	L	16-24
10/7/74	at Miami	L	17-21
9/17/73	at Green Bay	L	7-23
12/11/72	at Oakland	L	16-24
9/27/71	at St. Louis	L	10-17
9/21/70	at Cleveland	L	21-31

## SUNDAY NIGHT FOOTBALL

### 9-11 Overall / 5-3 Home / 4-8 Away

9/26/10	at Miami	W	31-23
1/3/10	CINCINNATI	W	37-0
11/27/05	NEW ORLEANS	L	19-21
11/10/02	MIAMI	W	13-10
12/22/02	at New England	W	30-17
11/4/01	at New Orleans	W	16-9
12/23/01	at Indianapolis	W	29-28
11/12/00	at Indianapolis	L	15-23
12/11/00	at Oakland	L	7-31
9/19/99	at Buffalo	L	3-17
12/13/98	at Miami	W	21-16
9/14/97	at New England	L	24-27 OT
9/29/96	at Washington	L	16-31
10/1/95	OAKLAND	L	10-47
9/25/94	CHICAGO	L	7-19
9/26/93	NEW ENGLAND	W	45-7
1/02/93	at Houston	L	0-24
10/4/92	NEW ENGLAND	W	30-21
12/20/92	at Miami	L	17-19
11/19/89	at Indianapolis	L	10-27

## THURS./FRI./SAT. NIGHT FOOTBALL

### 2-5 Overall / 0-3 Home / 2-2 Away

12/3/09	at Buffalo*	W	19-13 (T)
11/13/08	at New England	W	34-31 OT (T)
9/4/03	at Washington	L	13-16 (T)
12/20/03	NEW ENGLAND	L	16-21 (S)
9/11/86	NEW ENGLAND	L	6-20 (T)
9/6/84	PITTSBURGH	L	17-23 (T)
12/16/83	at Miami	L	14-34 (F)

\*At Rogers Centre, Toronto, Canada

## THANKSGIVING DAY GAMES

### 4-3 Overall / 3-0 Home / 1-3 Away

11/25/10	CINCINNATI	W	26-10
11/22/07	at Dallas	L	3-34
11/28/85	at Detroit	L	20-31
11/23/72	at Detroit	L	20-37
11/22/62	at Denver	W	46-45
11/23/61	BUFFALO	W	21-14
11/24/60	DALLAS	W	41-35

## OVERTIMES

### 19-17-2 Overall/ 12-7-1 Home/ 7-10-1 Away

11/14/10	at Cleveland	W	26-20
11/7/10	at Detroit	W	23-20
10/18/09	BUFFALO	L	13-16
11/13/08	at New England	W	34-31
10/19/08	at OAKLAND	L	13-16
12/30/07	KANSAS CITY	W	13-10
11/18/07	PITTSBURGH	W	19-16
11/4/07	WASHINGTON	L	20-23
9/25/05	JACKSONVILLE	L	20-26
1/15/05	at Pittsburgh*	L	17-20
1/8/05	at San Diego*	W	20-17
1/2/05	at St. Louis	L	29-32
11/9/03	at Oakland	W	27-24
11/2/03	GIANTS	L	28-31
9/8/02	at Buffalo	W	37-31
10/23/00	MIAMI	W	40-37
9/6/98	at San Francisco	L	30-36
11/2/97	BALTIMORE	W	19-16
9/14/97	at New England	L	24-27
9/10/95	INDIANAPOLIS	L	24-27
9/11/94	DENVER	W	25-22
10/11/92	at Indianapolis	L	3-6
12/22/91	at Miami	W	23-20
11/3/91	GREEN BAY	W	19-16
9/23/91	at Chicago	L	13-19
11/20/88	at Buffalo	L	6-9
10/2/88	KANSAS CITY	T	17-17
10/23/87	MIAMI	W	37-31
1/3/87	at Cleveland*	L	20-23
2OT			
9/21/86	MIAMI	W	51-45
11/24/85	NEW ENGLAND	W	16-13
9/25/83	LA RAMS	W	27-24
10/24/81	at Miami	T	28-28
11/23/80	HOUSTON	W	31-28
10/28/79	at Houston	L	24-27
9/2/79	CLEVELAND	L	22-25
12/10/78	at Cleveland	L	34-37
11/10/74	at GIANTS	W	26-20

\*Postseason

## THE FIRST THANKSGIVING - 11.24.60

When Titans' founder Harry Wismer announced the 1960 schedule, he trumpeted the Thanksgiving Day game as an annual fixture to the AFL landscape. The victory for the Titans that first Thanksgiving Day was the first of three straight for the franchise, which in becoming the Jets in 1963 gave up the traditional spot on the calendar. The Jets have only appeared three times since 1962 on Thanksgiving Day, losing to the Detroit Lions in 1972 and 1985 and, in a renewal of the original Thanksgiving rivalry, they lost to the Dallas Cowboys in 2007.

### TITANS 41, TEXANS 35

(as described by the legendary Dick Young in the New York Daily News)

"A piping-hot Turkey Day football feast, stuffed with 76 juicy points, whetted the appetites of 14,344 late diners at the Polo Grounds, as the Titans outgorged the Dallas Texans, 41-35...Most responsible for the satisfying PG finale was Al Dorow, the hairless wower. He fired the ball 301 yards via 21 completions in 33 heaves - mostly to Don Maynard and Art Powell, the most sure-handed duo in the loop...It seemed, with the fourth period well under way, that the Titans had a breeze. Maynard's incredible pass-clutching, with defenders clinging to his thin neck, had moved New York ahead, 34-13. Then the Texans came on with a rush as big as all Alaska. They scored three TDs within a space of seven minutes - and in between their second and third scores, the Titans also put one across. That's the type of game it was."

# 100-YARD RUSHING GAMES (JETS/TITANS)

Player	Date	Tm	Att	Yds	Avg	Lg	TD		Player	Date	Tm	Att	Yds	Avg	Lg	TD
1. Thomas Jones	10/18/09	BUF	22	210	9.5	71t	1		57. Emerson Boozer	10/12/69	@CIN	15	129	8.6	38	0
2. Curtis Martin	12/3/00	IND	30	203	6.8	55	1		58. Leon Washington	10/22/06	DET	20	129	6.5	23	2
3. Freeman McNeil*	1/9/83	@CIN	21	202	9.6	35	1		59. Adrian Murrell	11/10/96	NE	31	128	4.1	26	2
4. Adrian Murrell	10/27/96	@ARZ	31	199	6.4	78	1		60. Curtis Martin	10/17/99	IND	23	128	5.6	28	0
5. Curtis Martin	9/12/04	CIN	29	196	6.8	24t	1		61. Shonn Greene*	1/17/10	@SD	23	128	5.6	53t	1
6. Freeman McNeil	9/15/85	BUF	18	192	10.7	69	2		62. Bill Mathis	11/11/61	OAK	20	127	6.4	30	2
7. Freeman McNeil	11/15/87	@KC	26	184	7.1	30	0		63. Curtis Martin	12/15/02	@CHI	21	127	6.0	35	0
8. Matt Snell	10/17/64	HOU	31	180	5.8	38	0		64. Johnny Johnson	9/25/94	CHI	12	126	10.5	90	1
9. Curtis Martin	12/14/03	PIT	30	174	5.8	56	0		65. John Riggins	9/17/72	@BUF	26	125	4.8	16t	1
10. Freeman McNeil	10/14/85	MIA	28	173	6.2	20	0		66. Clark Gaines	11/4/79	@GB	16	125	7.8	52	0
11. Matt Snell	10/10/64	OAK	26	168	6.5	42	2		67. Blair Thomas	9/23/91	@CHI	27	125	4.6	17	0
12. John Riggins	10/15/72	@NE	32	168	5.3	12	1		68. Matt Snell	12/17/66	BOS	22	124	5.6	25t	1
13. Emerson Boozer	12/9/73	@PHI	21	160	7.6	52	1		69. Matt Snell	9/29/68	@BUF	12	124	10.3	60	0
14. Curtis Martin	10/28/01	@CAR	27	159	5.9	36	0		70. Curtis Martin*	1/10/99	JAX	36	124	3.4	15	2
15. Thomas Jones	10/19/08	@OAK	24	159	6.6	31	0		71. Freeman McNeil	11/21/82	BAL	22	123	5.6	34	1
16. Joe McKnight	1/2/11	BUF	32	158	4.9	18	0		72. Curtis Martin	11/22/98	@TEN	27	123	4.6	31t	1
17. Curtis Martin	1/2/00	SEA	34	158	4.6	50	1		73. Curtis Martin	10/24/99	@OAK	26	123	4.7	23	0
18. Adrian Murrell	9/28/97	@CIN	40	156	3.9	13	1		74. Curtis Martin	12/30/01	BUF	20	123	6.2	47	0
19. Johnny Johnson	12/11/93	@WAS	32	155	4.8	25	0		75. Johnny Johnson	10/16/94	NE	21	122	5.8	16	0
20. Freeman McNeil	10/2/88	KC	22	154	7.0	28	0		76. Curtis Martin	12/23/01	@IND	23	122	5.3	29	0
21. Curtis Martin	1/2/05	@SL	28	153	5.5	20	0		77. Matt Snell*	1/12/69	BAL	30	121	4.0	12	1
22. John Riggins	12/7/75	@NE	20	152	7.6	42	2		78. Cliff McClain	11/23/72	@DET	10	121	12.1	30	0
23. Freeman McNeil	10/27/85	SEA	22	151	6.9	30	0		79. Thomas Jones	10/25/09	@OAK	26	121	4.7	26	1
24. Emerson Boozer	10/15/72	@NE	18	150	8.3	37t	3		80. Freeman McNeil	9/4/83	@SD	23	120	5.2	17	1
25. Freeman McNeil	9/16/84	CIN	26	150	5.8	33t	2		81. Curtis Martin	10/14/01	MIA	22	120	5.5	27t	1
26. Freeman McNeil	11/3/85	@IND	26	149	5.7	20	1		82. Curtis Martin	11/24/02	BUF	21	120	5.7	17	1
27. Curtis Martin	11/15/99	@NE	31	149	4.8	36t	1		83. Ed Marinaro	10/10/76	BUF	31	119	3.8	12	1
28. Thomas Jones	11/9/08	SL	26	149	5.7	20	3		84. Clark Gaines	10/31/76	@BUF	24	119	5.0	13	0
29. Curtis Martin	10/16/05	@BUF	18	148	8.2	49	1		85. Curtis Martin	10/6/02	KC	21	119	5.7	35	1
30. John Riggins	9/28/75	@KC	27	145	5.4	20	2		86. Curtis Martin	9/19/04	@SD	32	119	3.7	12	2
31. Curtis Martin	9/20/98	IND	23	144	6.3	17	0		87. Curtis Martin	11/14/04	BLT	28	119	4.3	21	2
32. Shonn Greene	10/25/09	@OAK	19	144	7.6	33t	2		88. Bruce Harper	10/3/83	@BUF	9	118	13.1	46	0
33. Johnny Hector	10/12/86	@NE	40	143	3.6	16	3		89. Shonn Greene	10/3/10	@BUF	22	117	5.3	17	0
34. Curtis Martin	10/15/00	@NE	34	143	4.2	22	3		90. Emerson Boozer	12/17/66	BOS	23	117	5.1	54	1
35. Johnny Johnson	11/14/93	@IND	21	141	6.7	57t	1		91. George Nock	11/29/70	MIN	32	117	3.7	15t	1
36. Freeman McNeil	9/11/83	SEA	22	140	6.4	19	0		92. Tom Newton	12/14/80	NO	23	117	5.1	13	0
37. Thomas Jones	11/30/08	DEN	16	138	8.6	59t	2		93. Johnny Hector	10/5/86	BUF	18	117	6.5	41	0
38. Freeman McNeil	12/13/86	PIT	23	137	6.0	30	0		94. Thomas Jones	11/18/07	PIT	30	117	3.9	26	0
39. Kevin Long	10/15/78	@BAL	26	136	5.2	27	1		95. Emerson Boozer	10/17/71	BUF	31	116	3.7	15	1
40. Carl Garrett	9/28/75	@KC	16	135	8.4	40	1		96. John Riggins	9/15/74	@KC	22	116	5.3	29	0
41. Freeman McNeil*	12/28/86	KC	31	135	4.4	24	1		97. Freeman McNeil	9/12/82	MIA	13	116	8.9	48	0
42. Curtis Martin	10/7/01	@BUF	26	135	5.2	17	2		98. Freeman McNeil	11/26/84	@MIA	24	116	4.8	39	0
43. Shonn Greene*	1/09/10	@CIN	21	135	6.4	39t	1		99. Adrian Murrell	11/26/95	@SEA	24	116	4.8	21	1
44. Adrian Murrell	9/29/96	@WAS	31	134	4.3	25	1		100. Emerson Boozer	12/6/70	OAK	26	115	4.4	27	0
45. Curtis Martin	11/15/98	@IND	28	134	4.8	11	0		101. Freeman McNeil	9/29/85	IND	25	115	4.6	18	0
46. Curtis Martin	12/5/04	HST	23	134	5.8	22	1		102. Curtis Martin	11/1/04	MIA	19	115	6.1	25t	1
47. Curtis Martin	12/19/04	SEA	24	134	5.6	20	2		103. LaMont Jordan	11/1/04	MIA	14	115	8.2	25t	1
48. LaDainian Tomlinson	10/3/10	@BUF	19	133	7.0	26t	2		104. Emerson Boozer	12/13/70	@MIA	18	114	6.3	21	0
49. Matt Snell	11/21/65	HOU	18	132	7.3	44	0		105. Johnny Hector	11/28/85	@DET	23	114	5.0	16	0
50. John Riggins	10/14/73	@NE	28	132	4.7	14	0		106. Curtis Martin	12/19/99	@DTX	26	113	4.3	20	0
51. Freeman McNeil	11/4/84	MIA	20	132	6.6	52	1		107. Curtis Martin	11/11/01	KC	20	113	5.7	25t	3
52. Johnny Hector	12/22/91	@MIA	13	132	10.2	47	0		108. Freeman McNeil	9/2/84	@IND	29	112	3.9	10	0
53. Adrian Murrell	8/31/97	@SEA	24	131	5.5	15	0		109. Freeman McNeil	9/23/84	@BUF	24	112	4.7	25	0
54. Curtis Martin	11/7/99	ARZ	38	131	3.4	17	0		110. Curtis Martin	11/17/02	@DET	22	112	5.1	25	0
55. Thomas Jones	10/14/07	PHI	24	130	5.4	36	0		111. Ed Marinaro	10/3/76	@SF	21	111	5.3	17	1
56. Bill Mathis	11/21/65	HOU	15	129	8.6	79	0		112. Curtis Martin	10/17/04	SF	25	111	4.4	14	2

# 100-YARD RUSHING GAMES (JETS/TITANS)

Player	Date	Tm	Att	Yds	Avg	Lg	TD	Player	Date	Tm	Att	Yds	Avg	Lg	TD
113. Freeman McNeil	10/28/84	@NE	17	110	6.5	53	0	169. Freeman McNeil*	1/15/83	@LRD	23	101	4.6	26	0
114. Adrian Murrell	9/14/97	@NE	18	110	6.1	21	0	170. Curtis Martin	10/25/98	ATL	25	101	4.0	13	1
115. Curtis Martin	11/29/98	CAR	21	110	5.2	60t	2	171. Leon Washington	10/8/06	@JAX	23	101	4.4	19	0
116. Curtis Martin	9/3/00	@GB	30	110	3.7	23	1	172. Thomas Jones	9/7/08	@MIA	22	101	4.6	14	1
117. Curtis Martin	10/26/03	@PHI	20	110	5.5	21	0	173. Mark Smolinski	9/8/63	@BOS	8	100	12.5	56	0
118. Curtis Martin	10/3/04	@MIA	24	110	4.6	13	1	174. John Riggins	10/13/74	NE	16	100	6.3	34	0
119. Thomas Jones	9/23/07	MIA	25	110	4.4	12	0	175. Kevin Long	10/12/80	@ATL	25	100	4.0	9	1
120. Bill Mathis	10/1/61	BOS	19	109	5.7	12	2	176. Freeman McNeil	12/10/88	IND	23	100	4.3	13	1
121. Matt Snell	10/26/69	BOS	23	109	4.7	12t	1	177. Blair Thomas	9/30/90	@NE	20	100	5.0	21	0
122. Clark Gaines	12/5/76	WAS	19	109	5.7	17	1	*Postseason							
123. Thomas Jones	12/3/09	@BUF	23	109	4.7	29	0								
124. Matt Snell	9/21/70	@CLE	16	108	6.8	19	0								
125. John Riggins	11/2/75	BUF	24	108	4.5	11	0								
126. Curtis Martin	10/4/98	MIA	36	108	3.0	15	1								
127. Curtis Martin	11/2/03	NYG	28	108	3.9	15	0								
128. John Riggins	12/15/74	@BAL	21	107	5.1	20	2								
129. Scott Dierking	11/27/77	PIT	23	107	4.7	21	0								
130. Kevin Long	12/3/78	BAL	19	107	5.6	16	0								
131. Freeman McNeil	10/7/84	@KC	19	107	5.6	16	0								
132. Freeman McNeil	11/10/85	@MIA	26	107	4.1	13	0								
133. Curtis Martin	10/19/98	@NE	28	107	3.8	14	0								
134. LaMont Jordan	11/3/02	@SD	13	107	8.2	61t	1								
135. Thomas Jones	9/13/09	@HST	20	107	5.4	39	2								
136. Dick Christy	9/9/62	@OAK	10	106	10.6	47	0								
137. Matt Snell	9/14/69	@BUF	26	106	4.1	34	1								
138. Emerson Boozer	12/17/72	CLE	22	106	4.8	15	1								
139. Freeman McNeil	9/19/82	@NE	19	106	5.6	29	1								
140. Freeman McNeil	12/21/86	@CIN	17	106	6.2	16	2								
141. Johnny Hector	12/3/89	@SD	20	106	5.3	21	0								
142. Curtis Martin	9/23/01	@NE	24	106	4.4	15	1								
143. Curtis Martin*	1/12/02	@OAK	16	106	6.6	22	0								
144. Curtis Martin	12/22/02	@NE	26	106	4.1	9	0								
145. Thomas Jones	12/9/07	CLV	24	106	4.4	17	0								
146. John Riggins	11/23/72	DET	24	105	4.4	16	1								
147. Emerson Boozer	12/2/73	BAL	24	105	4.4	...	0								
148. Curtis Martin	11/16/03	@IND	13	105	8.1	28	0								
149. Cedric Houston	12/3/06	@GB	22	105	4.8	31	2								
150. Freeman McNeil	11/16/86	IND	18	104	5.8	40	0								
151. Johnny Hector	12/13/87	@NE	22	104	4.7	15	1								
152. Thomas Jones	11/13/08	@NE	30	104	3.5	13	1								
153. Matt Snell	12/20/64	@KC	16	103	6.4	23	1								
154. Clark Gaines	11/14/76	TB	27	103	3.8	14t	1								
155. Clark Gaines	12/4/77	@NO	22	103	4.7	19	0								
156. Freeman McNeil	11/22/87	BUF	20	103	5.2	16	0								
157. Brad Baxter	11/1/92	MIA	20	103	5.2	28	0								
158. Adrian Murrell	11/24/96	@BUF	19	103	5.4	14	0								
159. Thomas Jones	11/22/09	@NE	21	103	4.9	15	0								
160. Matt Snell	9/12/65	@HOU	16	102	6.4	26	1								
161. Matt Snell	12/11/66	@SD	18	102	5.7	22	1								
162. Clark Gaines	10/24/76	BAL	12	102	8.5	33	0								
163. Freeman McNeil	12/4/83	@BAL	24	102	4.3	10	0								
164. Adrian Murrell	10/6/96	OAK	20	102	5.1	42	0								
165. Curtis Martin	12/27/98	NE	29	102	3.5	17	0								
166. LaMont Jordan*	1/4/03	IND	20	102	5.1	13	2								
167. Thomas Jones	11/1/09	MIA	27	102	3.8	11	0								
168. Bob Burns	11/10/74	@NYG	21	101	4.8	12	0								

# 100-YARD RUSHING GAMES (OPPONENTS)

Player	Date	Opp	Att	Yds	Avg	Lg	TD	Player	Date	Opp	Att	Yds	Avg	Lg	TD
1. Cookie Gilchrist	12/08/63	@BUF	36	243	6.8	32	5	57. Thurman Thomas	10/8/95	@BUF	27	133	4.9	26	1
2. Billy Cannon	12/10/61	HOU	25	216	8.6	61t	3	58. Marshall Faulk	12/7/97	IND	23	133	5.8	22	1
3. Thurman Thomas	9/24/90	BUF	18	214	11.9	60	0	59. Joe Morris	12/27/87	@NYG	26	132	5.1	24	0
4. Tony Collins	9/18/83	@NE	23	212	9.2	39t	3	60. Willis McGahee	11/7/04	@BUF	37	132	3.6	15	1
5. O.J. Simpson	12/16/73	BUF	34	200	5.9	30	1	61. Eric Dickerson	11/19/89	@IND	31	131	4.2	19	1
6. Clem Daniels	10/20/63	@OAK	27	200	7.4	74t	2	62. Edgerrin James	11/12/00	@IND	31	131	4.2	20	1
7. Curtis Martin	9/14/97	@NE	40	199	5.0	33	1	63. Bam Morris	11/2/97	BAL	31	130	4.2	25	0
8. Norm Bulaich	9/19/71	@BAL	22	198	9.0	67t	1	64. Kenny Watson	10/21/07	@CIN	31	130	4.2	12	3
9. Clinton Portis	11/4/07	WAS	36	196	5.4	32	1	65. Ken Willard	11/28/71	SF	15	129	8.6	49	0
10. Trung Canidate	10/21/01	SL	23	195	8.5	44t	2	66. Domanick Davis	10/19/03	@HST	27	129	4.8	16	0
11. Mike Garrett	11/5/67	@KC	23	192	8.3	28	1	67. Peyton Hillis	11/30/08	DEN	22	129	5.9	19	1
12. Eric Dickerson	9/25/83	LAN	28	192	6.9	85t	2	68. Curt Warner	9/11/83	SEA	25	128	5.1	31	2
13. Barry Foster	9/13/92	@PIT	33	190	5.8	54t	2	69. Barry Sanders	12/10/94	DET	23	127	5.5	29	0
14. Brad Hubbert	12/24/67	@SD	15	189	12.6	80t	2	70. Troy Hambrick	9/28/03	DTX	24	127	5.3	31t	1
15. Garrison Hearst	9/6/98	@SF	20	187	9.4	96t	2	71. Edgerrin James	11/16/03	@IND	36	127	3.5	16	3
16. Barry Sanders	12/21/97	@DET	23	184	8.0	53	1	72. Ronnie Brown	10/15/06	MIA	22	127	5.8	26	1
17. Sid Blanks	12/13/64	@HOU	21	179	8.5	91t	3	73. Marshawn Lynch	12/14/08	BUF	21	127	6.0	35	0
18. O.J. Simpson	9/21/75	@BUF	32	173	5.4	20	2	74. Dominic Rhodes	12/23/01	@IND	17	126	7.4	46t	1
19. Travis Henry	12/7/03	@BUF	32	169	5.3	16	1	75. Napoleon Kaufman	9/21/97	OAK	27	126	4.7	24	0
20. Cedric Benson*	1/9/10	@CIN	21	169	8.0	47t	1	76. Paul Lowe	12/11/66	@SD	14	126	9.0	57	2
21. Terrell Davis*	1/17/99	@DEN	32	167	5.2	31t	1	77. Vic Washington	11/28/71	SF	27	125	4.6	20	1
22. O.J. Simpson	10/31/76	@BUF	29	166	5.7	40	0	78. Ricky Williams	9/14/03	MIA	34	125	3.7	22	1
23. Curtis Martin	11/5/95	NE	35	166	4.7	49	2	79. Reuben Droughns	10/29/06	@CLV	33	125	3.8	11	1
24. James Stewart	12/17/00	DET	37	164	4.4	30	0	80. Willis McGahee	12/10/06	BUF	16	125	7.8	57t	1
25. Paul Lowe	10/13/63	@SD	16	161	10.1	40	1	81. Greg Pruitt	9/12/76	@CLE	17	124	7.3	60	0
26. Chuck Banks	10/11/87	@IND	25	159	6.4	35	0	82. Thurman Thomas	12/1/91	@BUF	23	124	5.4	21	0
27. Marion Butts	12/2/90	@SD	26	159	6.1	52	2	83. Karim Abdul-Jabbar	9/15/96	@MIA	23	124	5.4	29	2
28. Charlie Garner*	1/12/02	@OAK	15	158	10.5	80t	1	84. Altie Taylor	11/23/72	@DET	15	123	8.2	38t	1
29. Abner Haynes	11/24/60	DTX	11	157	14.3	67t	2	85. O.J. Simpson	9/30/73	@BUF	24	123	5.1	18	0
30. Lydell Mitchell	10/20/74	BAL	40	156	3.9	12	1	86. Curtis Dickey	12/4/83	@BAL	18	123	6.8	56	0
31. Lamar Smith	10/23/00	MIA	23	155	6.7	68t	2	87. Maurice Jones-Drew	11/15/09	JAX	24	123	5.1	33t	1
32. Warrick Dunn	10/24/05	@ATL	24	155	6.5	65	0	88. O.J. Simpson	10/9/77	@BUF	23	122	5.3	39	0
33. Elvis Peacock	11/30/80	@LAN	19	152	8.0	36	0	89. James Allen	11/26/00	CHI	25	122	4.9	17	0
34. Karim Abdul-Jabbar	12/22/96	MIA	30	152	5.1	17t	1	90. Rashard Mendenhall*	1/23/11	@PIT	27	121	4.5	35	1
35. Priest Holmes	10/6/02	KC	23	152	6.6	27	1	91. Jim Kiick	10/24/71	MIA	17	121	7.1	24	0
36. Ricky Williams	9/22/02	@MIA	24	151	6.3	53t	1	92. David Sims	09/17/78	SEA	23	121	5.3	25	3
37. Willis McGahee	9/24/06	@BUF	26	150	5.8	32	0	93. Tony Dorsett	12/17/78	DTX	29	121	4.2	13	1
38. Travis Henry	9/8/02	@BUF	31	149	4.8	14	3	94. Marion Butts	10/14/90	SD	26	121	4.7	20	2
39. Lorenzo Hampton	11/24/86	@MIA	19	148	7.8	54t	2	95. Antowain Smith	12/20/03	NE	18	121	6.7	30	0
40. Curtis Martin	12/10/95	@NE	31	148	4.8	32	2	96. Thomas Jones	11/19/06	CHI	23	121	5.3	19	0
41. Leonard Russell	11/28/93	@NE	27	147	5.4	18	0	97. Abner Haynes	11/29/64	KC	11	120	10.9	80t	2
42. Albert Bentley	11/01/87	IND	29	145	5.0	17	0	98. Troy Stradford	12/7/87	@MIA	30	120	4.0	21	3
43. Cookie Gilchrist	12/8/62	BUF	17	143	8.4	42t	2	99. Craig Heyward	9/24/95	@ATL	19	120	6.3	22	0
44. Mark van Eeghen	10/23/77	OAK	36	143	4.0	19	1	100. Bernie Parmalee	10/22/95	MIA	24	120	5.0	25	0
45. Willis McGahee	10/16/05	@BUF	29	143	4.9	23	1	101. Brian Westbrook	10/14/07	PHI	20	120	6.0	22	0
46. Don Woods	12/1/74	SD	25	142	5.7	23	1	102. Delvin Williams	9/3/78	MIA	11	119	10.8	58t	1
47. Thurman Thomas	10/26/92	BUF	21	142	6.8	36	0	103. Fred Taylor	11/23/03	JAX	32	119	3.7	13	0
48. Fred Taylor	9/29/02	@JAX	21	142	6.8	25	1	104. Marv Hubbard	12/11/72	@OAK	28	118	4.2	9	0
49. Eddie George	12/1/96	HOU	28	141	5.0	35t	2	105. Jamal Lewis	12/9/07	CLV	21	118	5.6	31t	1
50. Lawrence McCutcheon	10/27/74	LAN	23	139	6.0	23t	2	106. Joe Dawkins	10/28/73	DEN	30	117	3.9	16	0
51. Ickey Woods	10/9/88	@CIN	30	139	4.6	21	2	107. O.J. Simpson	9/29/74	@BUF	31	117	3.8	11	0
52. Greg Pruitt	12/10/78	@CLE	21	138	6.6	26	0	108. Eric Dickerson	12/16/90	IND	28	117	4.2	15	2
53. Larry Moriarty	11/18/84	@HOU	23	138	6.0	51t	1	109. Thurman Thomas	10/24/93	BUF	27	117	4.3	18	0
54. Larry Csonka	10/24/71	MIA	20	137	6.9	21	2	110. Tom Matte*	1/12/69	BAL	11	116	10.5	58	0
55. Joe Aska	10/6/96	OAK	21	136	6.5	30t	1	111. Thurman Thomas	12/6/92	BUF	18	116	6.4	39	0
56. Edgerrin James	9/9/01	IND	28	135	4.8	29t	2	112. Maurice Morris	12/21/08	@SEA	29	116	4.0	13	0

# 100-YARD RUSHING GAMES (OPPONENTS)

Player	Date	Opp	Att	Yds	Avg	Lg	TD
113. Terrell Davis	11/5/00	DEN	33	115	3.5	13	1
114. Corey Dillon	10/24/04	@NE	22	115	5.2	44	0
115. Dave Smith	10/14/62	@HOU	20	114	5.7	41	1
116. Cookie Gilchrist	12/14/63	BUF	31	114	3.7	12	1
117. Mercury Morris	10/19/75	MIA	16	114	7.1	49	1
118. John Riggins	9/24/78	@WAS	21	114	5.4	16	0
119. Barry Sanders	12/8/91	@DET	20	114	5.7	51t	2
120. Matt Forte	12/26/10	@CHI	19	113	5.9	32	1
121. Sam Cunningham	11/17/74	@NE	21	113	5.4	40	0
122. Hokie Gajan	11/21/83	@NO	11	113	10.3	58	0
123. Antowain Smith	9/19/99	@BUF	30	113	3.8	12	1
124. Travis Henry	10/7/01	@BUF	19	113	5.9	19	0
125. Mike Anderson	11/20/05	@DEN	26	113	4.3	15	3
126. Willis McGahee	1/1/06	BUF	22	113	5.1	17	0
127. Duane Thomas	12/4/71	@DTX	14	112	8.0	31	1
128. Don McCauley	10/22/72	BAL	26	112	4.3	14	0
129. Leonard Russell	12/15/91	NE	26	112	4.3	15	0
130. Ronnie Brown	9/23/07	MIA	23	112	4.9	13	2
131. Carl Garrett	10/10/71	@NE	15	111	7.4	24	0
132. Rickey Young	12/15/75	@SD	21	111	5.3	22	1
133. Edgerrin James	10/17/99	IND	26	111	4.3	18	0
134. Joe Montgomery	12/5/99	@NYG	38	111	2.9	13	1
135. Fred Taylor	10/8/06	@JAX	21	111	5.3	14	1
136. Paul Lowe	11/5/61	@SD	9	110	12.2	67	1
137. Paul Lowe	10/23/65	SD	16	110	6.9	59t	2
138. Clem Daniels	12/12/65	@OAK	23	110	4.8	30t	2
139. Jon Vaughn	11/22/92	@NE	20	110	5.5	24	1
140. Marshall Faulk	10/30/94	@IND	24	110	4.6	31	2
141. Emmitt Smith	12/19/99	@DTX	19	110	5.8	22	0
142. Larry Johnson	9/11/05	@KC	9	110	12.2	35t	2
143. Ronnie Brown	12/25/06	@MIA	18	110	6.1	17	0
144. Fred Ford	12/18/60	@LAC	7	109	15.6	53t	1
145. Don Calhoun	11/21/76	NE	22	109	5.0	12	0
146. Billy Joe	11/15/64	@DEN	16	108	6.8	51	1
147. Robert Newhouse	12/21/75	DTX	19	108	5.7	16	1
148. Craig James	11/24/85	NE	14	108	7.7	57	0
149. Abner Haynes	12/17/61	@DTX	19	107	5.6	34	2
150. Abner Haynes	11/11/62	DTX	24	107	4.5	21	2
151. Charles Tolar	12/15/62	HOU	29	107	3.7	17	1
152. Mercury Morris	11/19/72	@MIA	23	107	4.7	20	2
153. Larry Csonka	11/4/73	MIA	19	107	5.6	16	0
154. Chuck Muncie	12/4/77	@NO	20	107	5.4	24	1
155. Eric Dickerson	11/30/86	LAN	31	107	3.5	27	1
156. Jerome Bettis	10/8/00	PIT	25	107	4.3	12t	1
157. Shawn Bryson	12/30/01	BUF	28	107	3.8	15	0
158. LaDainian Tomlinson	11/6/05	SD	25	107	4.3	16	3
159. Jim Kiick	11/2/69	MIA	15	106	7.1	27	0
160. Dick Christy	11/11/60	@BOS	11	105	9.5	46t	1
161. Billy Joe	11/17/63	@DEN	20	105	5.3	36	0
162. Benny Malone	10/16/77	@MIA	22	105	4.8	15	1
163. Clem Daniels	10/23/66	OAK	15	104	6.9	44	0
164. Floyd Little	9/21/69	@DEN	15	104	6.9	42	1
165. John Riggins	12/5/76	WAS	19	104	5.5	14	1
166. Theotis Brown	10/25/81	SEA	14	104	7.4	43	0
167. Thurman Thomas	11/30/97	@BUF	18	104	5.8	18	0
168. Robert Edwards	10/19/98	@NE	22	104	4.7	14	1
169. Laurence Maroney	12/16/07	@NE	26	104	4.0	11	1

Player	Date	Opp	Att	Yds	Avg	Lg	TD
170. Billy Cannon	12/15/62	HOU	9	103	11.4	64t	1
171. Don Calhoun	12/7/75	@NE	15	103	6.9	38t	1
172. Steve Grogan	10/18/76	@NE	7	103	14.7	41t	1
173. Wilbert Montgomery	12/18/77	@PHI	22	103	4.7	27t	2
174. Andra Franklin	9/12/82	MIA	29	103	3.6	19	2
175. Franco Harris	12/10/83	PIT	26	103	4.0	19	0
176. James Wilder	12/16/84	@TB	31	103	3.3	11	2
177. Robb Riddick	11/20/88	@BUF	18	103	5.7	15	0
178. Karim Abdul-Jabbar	11/9/97	@MIA	25	103	4.1	13	2
179. Clinton Portis	12/8/02	DEN	24	103	4.3	10	0
180. Marion Barber	11/22/07	@DTX	18	103	5.7	20	1
181. LenDale White	12/23/07	@TEN	23	103	4.5	14	0
182. Curtis McClinton	11/11/62	DTX	19	102	5.4	24	1
183. Warren McVea	11/16/69	KC	15	102	6.8	22	1
184. Larry Csonka	10/8/72	MIA	18	102	5.7	15	0
185. Franco Harris	10/21/73	@PIT	25	102	4.1	19	1
186. Ahman Green	12/3/06	@GB	14	102	7.3	35	0
187. Clem Daniels	9/9/62	@OAK	10	101	10.1	50	0
188. Earnest Byner	12/22/85	CLE	15	101	6.7	27	0
189. Earnest Jackson	12/13/86	PIT	23	101	4.4	13	0
190. Terry Allen	9/29/96	@WAS	20	101	5.1	30	2
191. Jerome Bettis*	1/15/05	@PIT	27	101	3.7	13	1
192. Russell Davis	9/20/81	@PIT	13	100	7.7	25	1
193. Terry Kirby	9/18/94	@MIA	15	100	6.7	30	1
194. Correll Buckhalter	10/26/03	@PHI	15	100	6.7	21	2
195. Brandon Jacobs	10/7/07	@NYG	20	100	5.0	19t	1

\*Postseason

# 100-YARD RECEIVING GAMES (JETS/TITANS)

Player	Date	Opp	Rec	Yds	Avg	Lg	TD
1. Don Maynard	11/17/68	@OAK	10	228	22.8	50t	1
2. Don Maynard	10/20/69	HOU	7	212	30.3	57t	2
3. Bake Turner	11/10/63	@HOU	8	210	26.3	48t	1
4. Rich Caster	9/24/72	@BAL	6	204	34.0	80t	3
5. Don Maynard	9/15/68	@KC	8	203	25.4	57t	2
6. Eddie Bell	9/24/72	@BAL	7	197	28.1	65t	1
7. Al Toon	11/02/86	@SEA	9	195	21.7	50t	2
8. Wesley Walker	9/21/86	MIA	6	194	32.3	65t	4
9. Keyshawn Johnson	9/12/99	NE	8	194	24.3	65	1
10. George Sauer	10/13/68	DEN	9	191	21.2	32	0
11. Jeff Graham	11/17/96	@IND	9	189	21.0	52t	3
12. Al Toon	11/27/88	MIA	14	181	12.9	29	0
13. Don Maynard	12/19/65	BUF	9	180	20.0	40	2
14. Don Maynard	11/24/60	DTX	10	179	17.9	45t	1
15. Art Powell	12/11/60	@OAK	10	179	17.9	72t	2
16. Wesley Walker	10/23/77	OAK	4	178	44.5	87t	1
17. Wesley Walker	9/16/79	DET	6	177	29.5	47	0
18. Art Powell	9/9/62	@OAK	5	175	35.0	80t	2
19. Rob Moore	9/30/90	@NE	9	175	19.4	69t	1
20. Don Maynard	10/9/60	@HOU	11	174	15.8	22	1
21. George Sauer	9/21/70	@CLE	10	172	17.2	40	1
22. George Sauer	11/12/67	BUF	6	170	28.3	49	1
23. Wesley Walker*	1/15/83	@LAA	7	169	24.1	45	1
24. Wesley Walker	11/24/85	NE	6	168	28.0	88t	1
25. Al Toon	12/20/87	PHI	10	168	16.8	51t	1
26. Don Maynard	11/24/68	@SD	6	166	27.7	87t	1
27. Bake Turner	11/8/64	BUF	5	165	33.0	71t	1
28. Jerricho Cotchery	9/16/07	@BLT	7	165	23.6	50	0
29. Don Maynard	11/19/67	@BOS	5	164	32.8	75t	1
30. Wesley Walker	12/6/82	@DET	5	164	32.8	56t	3
31. Art Powell	10/6/62	BOS	11	162	14.7	73	1
32. Wayne Chrebet	10/13/96	@JAX	12	162	13.5	32	1
33. Wesley Walker	11/2/86	@SEA	6	161	26.8	83t	1
34. Art Powell	10/22/61	@DEN	12	160	13.3	33	0
35. Don Maynard	12/1/68	MIA	7	160	22.9	54t	3
36. Clark Gaines	9/21/80	SF	17	160	9.4	15	0
37. Don Maynard	10/26/63	DEN	5	159	31.8	56t	3
38. Don Maynard	12/17/67	@OAK	12	159	13.3	38	2
39. Al Toon	9/24/89	@MIA	10	159	15.9	37t	1
40. Laveranues Coles	12/2/02	@OAK	10	158	15.8	27	0
41. Don Maynard	10/28/62	SD	6	157	26.2	63t	2
42. Don Maynard	10/15/67	HOU	10	157	15.7	30t	1
43. Bake Turner	12/15/68	@MIA	7	157	22.4	71	0
44. Santana Moss	11/7/04	@BUF	6	157	26.2	51t	1
45. Don Maynard	10/23/60	HOU	7	156	22.3	65t	1
46. Don Maynard	9/18/66	HOU	7	156	22.3	55t	2
47. Al Toon	11/10/85	@MIA	10	156	15.6	44	0
48. Wesley Walker	10/15/78	@BAL	5	154	30.8	77t	1
49. Laveranues Coles	09/10/06	@TEN	8	153	19.1	41	0
50. Mickey Shuler	10/2/88	KC	12	152	12.7	24	0
51. Jerricho Cotchery	12/23/07	@TEN	8	152	19.0	48	1
52. Eddie Bell	10/18/70	BAL	12	151	12.6	26	1
53. Don Maynard	10/16/65	OAK	6	149	24.8	56t	1
54. Don Maynard	10/18/70	BAL	9	148	16.4	45	0
55. Rob Moore	9/11/94	DEN	9	147	16.3	38	1
56. Dedric Ward	12/24/00	@BAL	8	147	18.4	37t	1

Player	Date	Opp	Rec	Yds	Avg	Lg	TD
57. George Sauer	12/17/67	@OAK	7	146	20.9	42	1
58. Lam Jones	12/10/83	PIT	7	146	20.9	36	1
59. Johnny Mitchell	10/3/93	PHI	7	146	20.9	65t	3
60. Santana Moss	11/9/03	@OAK	6	146	24.3	65t	1
61. Dick Christy	12/3/61	DTX	6	145	24.2	68	0
62. Wesley Walker*	1/9/83	@CIN	8	145	18.1	49	1
63. Keyshawn Johnson	12/12/99	MIA	11	144	13.1	27	2
64. Laveranues Coles	12/17/06	@MIN	12	144	12.0	21t	1
65. Bake Turner	10/31/64	BOS	11	143	13.0	36t	2
66. George Sauer	11/20/66	MIA	7	142	20.3	35	0
67. Wesley Walker	11/1/81	@NYG	6	142	23.7	39t	1
68. Santana Moss	9/14/03	MIA	5	142	28.4	61	1
69. Don Maynard	9/24/67	@DEN	4	141	35.3	53	0
70. Pete Lammons	9/24/67	@DEN	8	141	17.6	61	0
71. Don Maynard	12/24/67	@SD	8	141	17.6	37t	3
72. Don Maynard	10/13/68	DEN	7	140	20.0	60	0
73. Wesley Walker	10/20/85	@NE	6	140	23.3	53	0
74. Rob Moore	9/5/93	DEN	9	140	15.6	43	1
75. Wayne Chrebet	11/12/00	@IND	8	140	17.5	50	0
76. George Sauer	10/22/67	@MIA	6	139	23.2	61	1
77. Richie Anderson	12/24/00	@BLT	11	139	12.6	38	1
78. Rich Caster	10/4/70	@BUF	4	138	34.5	72t	1
79. Don Maynard	11/16/69	KC	9	137	15.2	29	1
80. Don Maynard	11/23/69	CIN	8	137	17.1	30	0
81. Rich Caster	12/1/74	SD	7	137	19.6	44	0
82. Jeff Graham	9/15/96	@MIA	5	136	27.2	78t	1
83. Bill Mathis	11/5/67	@KC	9	135	15.0	30	1
84. Wesley Walker	9/25/83	LAN	8	135	16.9	37t	2
85. Art Powell	10/2/60	@DTX	7	134	19.1	49	1
86. George Sauer	11/13/66	@BUF	5	134	26.8	51	0
87. George Sauer*	1/12/69	BAL	8	133	16.6	39	0
88. Wesley Walker	11/5/78	@DEN	4	133	33.3	75t	1
89. Al Toon	11/17/85	TB	6	133	22.2	78t	1
90. Laveranues Coles	10/21/07	@CIN	8	133	16.6	57t	2
91. Don Maynard	10/29/67	BOS	5	132	26.4	50	0
92. Don Maynard	12/11/72	@OAK	7	131	18.7	26	0
93. Rich Caster	11/18/73	@CIN	9	131	14.6	37	1
94. Laveranues Coles	10/29/00	@BUF	5	131	26.2	63	0
95. Don Maynard	12/17/66	BOS	6	129	21.5	30	2
96. Wesley Walker	12/8/85	@BUF	4	129	32.3	76t	1
97. Wesley Walker	9/18/88	HOU	6	129	21.5	50t	3
98. Bill Mathis	12/3/66	@OAK	4	128	32.0	70t	1
99. George Sauer	11/10/68	HOU	4	128	32.0	43	0
100. Wesley Walker	9/27/81	HOU	8	128	16.0	40t	2
101. Wesley Walker	9/23/84	@BUF	7	128	18.3	44t	3
102. Mickey Shuler	12/2/84	NYG	11	127	11.5	20	0
103. Al Toon	11/17/91	@NE	9	127	14.1	29	0
104. Santonio Holmes	11/21/10	HST	7	126	18.0	41t	2
105. Rich Caster	11/28/71	SF	5	126	25.2	57t	2
106. Wesley Walker	11/26/78	@MIA	6	126	21.0	42	1
107. Keyshawn Johnson	9/6/98	@SF	9	126	14.0	41t	2
108. Laveranues Coles	12/8/02	DEN	6	126	21.0	34	1
109. Art Powell	9/17/61	@BUF	8	125	15.6	48	1
110. Wayne Chrebet	9/6/98	@SF	6	125	20.8	48	1
111. George Sauer	11/24/68	@SD	5	124	24.8	38	0
112. Rob Moore	9/12/93	@MIA	6	124	20.7	51	0

# 100-YARD RECEIVING GAMES (JETS/TITANS)

Player	Date	Opp	Rec	Yds	Avg	Lg	TD	Player	Date	Opp	Rec	Yds	Avg	Lg	TD
113. Rob Moore	11/27/94	MIA	7	124	17.7	35	0	169. Jerome Barkum	10/28/73	DEN	4	111	27.8	56t	2
114. Jeff Graham	11/24/96	@BUF	7	124	17.7	47	1	170. Wesley Walker	10/28/79	@HOU	4	111	27.8	39t	1
115. Chris Baker	9/11/05	@KC	7	124	17.7	33	1	171. Al Toon	9/21/86	MIA	7	111	15.9	65	0
116. Art Powell	10/28/60	OAK	6	123	20.5	76t	1	172. Terance Mathis	9/20/92	SF	4	111	27.8	55t	1
117. Pete Lammons	12/11/66	@SD	3	123	41.0	60	1	173. Laveranues Coles	1/6/02	@OAK	5	111	22.2	40t	1
118. Laveranues Coles*	1/12/02	@OAK	8	123	15.4	29	0	174. Santana Moss	10/20/02	MIN	5	111	22.2	34	0
119. Art Powell	12/4/60	@DEN	6	122	20.3	35	3	175. Santana Moss	10/19/03	@HST	6	111	18.5	25	1
120. Art Powell	12/10/61	HOU	7	122	17.4	48	1	176. Laveranues Coles	11/26/06	HST	9	111	12.3	36	1
121. Don Maynard	11/14/65	@BOS	6	122	20.3	44	2	177. Art Powell	11/24/60	DTX	8	110	13.8	38	1
122. Don Maynard	11/28/65	BOS	5	121	24.2	40	0	178. Rich Caster	10/5/75	NE	6	110	18.3	27	2
123. George Sauer	11/27/66	KC	6	121	20.2	43	1	179. Wesley Walker	11/21/83	@NO	7	110	15.7	42	0
124. Don Maynard	10/1/67	MIA	4	121	30.3	62	0	180. Wesley Walker	11/16/86	IND	5	110	22.0	47	3
125. Don Maynard	11/2/69	MIA	4	121	30.3	42t	2	181. Al Toon	12/13/87	@NE	8	110	13.8	28t	1
126. Keyshawn Johnson*	1/10/99	JAX	9	121	13.4	23	1	182. Chris Burkett	12/13/92	IND	6	110	18.3	23	0
127. Wayne Chrebet*	1/17/99	@DEN	8	121	15.1	28	0	183. Jerricho Cotchery	11/26/06	HST	7	110	15.7	35	0
128. Santana Moss	11/2/03	NYG	10	121	12.1	25t	3	184. Don Maynard	10/31/64	BOS	6	109	18.2	29t	1
129. Jerricho Cotchery	9/17/06	NE	6	121	20.2	71t	1	185. Bake Turner	11/15/64	@DEN	4	109	27.3	53	1
130. Bake Turner	12/13/64	@HOU	5	120	24.0	66t	1	186. Emerson Boozer	10/1/67	MIA	5	109	21.8	49t	2
131. Bake Turner	12/12/65	@OAK	5	120	24.0	62	1	187. Al Toon	11/3/91	GB	8	109	13.6	21	0
132. George Sauer	10/1/67	MIA	10	120	12.0	23	0	188. Rob Carpenter	9/6/92	@ATL	6	109	18.2	51	0
133. Johnny Mitchell	11/20/94	@MIN	11	120	10.9	32	0	189. Richie Anderson	10/23/00	MIA	12	109	9.1	19	0
134. Al Toon	9/7/86	@BUF	6	119	19.8	46t	1	190. Santana Moss	11/28/04	@ARZ	5	109	21.8	69t	1
135. Al Toon	10/28/90	@HOU	7	119	17.0	42	1	191. Wesley Walker	9/3/78	MIA	4	108	27.0	47t	2
136. Jerricho Cotchery	12/9/07	CLV	6	119	19.8	32	0	192. Derrick Gaffney	9/10/78	@BUF	5	108	21.6	36t	1
137. Bake Turner	11/28/65	BOS	7	118	16.9	50t	1	193. Art Monk	11/27/94	MIA	5	108	21.6	69	0
138. George Sauer	12/24/67	@SD	6	118	19.7	37t	1	194. Johnny Mitchell	12/10/95	@NE	9	108	12.0	26	1
139. Don Maynard*	12/29/68	OAK	6	118	19.7	52	2	195. Dedric Ward	11/9/97	@MIA	6	108	18.0	33	0
140. Don Maynard	9/14/69	@BUF	3	118	39.3	60t	1	196. Wayne Chrebet	12/19/99	@DTX	8	108	13.5	38	0
141. George Sauer	9/28/69	@SD	9	118	13.1	25	2	197. Leon Washington	12/25/06	@MIA	4	108	27.0	64	0
142. Al Toon	9/9/90	@CIN	8	118	14.8	46t	2	198. Jerricho Cotchery	9/27/09	TEN	8	108	13.5	46	1
143. Wayne Chrebet	12/23/01	@IND	8	118	14.8	24	0	199. Don Maynard	9/17/61	@BUF	9	107	11.9	27	2
144. Bob Renn	11/23/61	BUF	4	117	29.3	67	1	200. Keyshawn Johnson	11/15/98	@IND	5	107	21.4	33	0
145. Don Maynard	10/6/62	BOS	5	117	23.4	86	1	201. Wayne Chrebet	11/29/98	CAR	7	107	15.3	36t	2
146. Rich Caster	10/7/74	@MIA	3	117	39.0	89t	1	202. Dustin Keller	11/9/08	SL	6	107	17.8	54	1
147. David Knight	12/15/74	@BAL	7	117	16.7	34	0	203. George Sauer	10/2/66	@BOS	9	106	11.8	23	0
148. Don Maynard	9/11/60	BUF	4	116	29.0	56	0	204. Don Maynard	9/10/67	@BUF	5	106	21.2	56t	2
149. Mickey Shuler*	12/27/81	BUF	6	116	19.3	30t	1	205. Pete Lammons	12/3/67	DEN	9	106	11.8	18	1
150. Wesley Walker	9/11/83	SEA	3	116	38.7	48t	1	206. Al Toon	11/6/88	@IND	13	106	8.2	17	0
151. Laveranues Coles	10/6/02	KC	8	116	14.5	21	0	207. Laveranues Coles	10/15/06	MIA	5	106	21.2	58t	2
152. Justin McCareins	10/16/05	@BUF	5	116	23.2	29	0	208. Jerricho Cotchery	9/30/07	@BUF	8	106	13.3	28	0
153. Dustin Keller	9/26/10	NE	7	115	16.4	31	2	209. Art Powell	10/28/62	SD	6	105	17.5	21	0
154. Rich Caster	10/26/75	BAL	3	115	38.3	91	0	210. Don Maynard	11/22/62	@DEN	4	105	26.3	35t	1
155. Santonio Holmes	11/7/10	@DET	5	114	22.8	52	0	211. Don Maynard	12/8/68	CIN	5	105	21.0	37	1
156. George Sauer	10/30/66	BUF	7	114	16.3	29	0	212. Bake Turner	12/14/69	@MIA	4	105	26.3	34t	2
157. Don Maynard	9/29/68	@BUF	3	114	38.0	55t	1	213. Ryan Yarborough	12/10/95	@NE	6	105	17.5	38	2
158. Don Maynard	12/19/71	CIN	3	114	38.0	74t	1	214. Wayne Chrebet	12/13/98	@MIA	5	105	21.0	52	1
159. Keyshawn Johnson	12/6/98	SEA	9	114	12.7	20	1	215. Laveranues Coles	9/28/08	ARZ	8	105	13.1	34t	3
160. Laveranues Coles	11/17/02	@DET	7	114	16.3	31	0	216. Braylon Edwards	12/20/09	ATL	5	105	21.0	65t	1
161. Don Maynard	11/30/62	@BOS	8	113	14.1	39	1	217. Derrick Gaffney	9/30/79	MIA	4	104	26.0	43	0
162. Don Maynard	10/3/64	SD	4	113	28.3	68t	1	218. Wayne Chrebet	10/12/97	MIA	5	104	20.8	70	1
163. George Sauer	9/29/68	@BUF	7	113	16.1	26	2	219. Keyshawn Johnson	11/23/97	MIN	9	104	11.6	24	0
164. Don Maynard	12/12/65	@OAK	7	112	16.0	43t	1	220. Dedric Ward	9/3/00	@GB	5	104	20.8	61	0
165. Wesley Walker	10/4/81	@MIA	8	112	14.0	46	2	221. Wayne Chrebet	10/23/00	MIA	6	104	17.3	28	2
166. Kurt Sohn	9/29/85	IND	8	112	14.0	39t	1	222. Dick Christy	11/19/61	@HOU	7	103	14.7	52	0
167. Wayne Chrebet	11/15/98	@IND	4	112	28.0	63t	1	223. Bake Turner	9/8/63	@BOS	10	103	10.3	30	1
168. Keyshawn Johnson	11/22/98	@TEN	10	112	11.2	23	1	224. Don Maynard	11/12/67	BUF	4	103	25.8	61	0

# 100-YARD RECEIVING GAMES (JETS/TITANS)

Player	Date	Opp	Rec	Yds	Avg	Lg	TD
225. Rich Caster	9/21/75	@BUF	6	103	17.2	28t	1
226. Jerome Barkum	11/26/79	@SEA	6	103	17.2	40	0
227. Lam Jones	11/16/80	@DEN	5	103	20.6	31t	1
228. Lam Jones	12/2/84	NYG	4	103	25.8	37	1
229. Al Toon	12/10/88	IND	7	103	14.7	33t	1
230. Chris Burkett	10/3/93	PHI	4	103	25.8	60	0
231. Richie Anderson	12/10/00	@OAK	8	103	12.9	30	0
232. Don Maynard	10/21/62	@DTX	4	102	25.5	62	0
233. Art Powell	11/4/62	OAK	5	102	20.4	33	0
234. Art Powell	11/11/62	DTX	6	102	17.0	25	1
235. Don Maynard	10/17/64	HOU	4	102	25.5	49t	2
236. Don Maynard	11/15/70	@LAN	3	102	34.0	47	0
237. Jerome Barkum	10/1/72	@HOU	6	102	17.0	25t	1
238. Jerome Barkum	12/16/73	BUF	4	102	25.5	48t	1
239. Bruce Harper	11/13/83	BUF	10	102	10.2	33	0
240. Al Toon	12/4/88	@KC	5	102	20.4	42	1
241. Doug Jolley	12/18/05	@MIA	9	102	11.3	60t	1
242. Jerricho Cotchery	10/26/08	KC	9	102	11.3	24	0
243. Jerricho Cotchery*	1/24/10	@IND	5	102	20.4	45	0
244. Don Maynard	9/12/64	DEN	4	101	25.3	39t	1
245. Don Maynard	9/25/66	@DEN	5	101	20.2	35	0
246. Al Toon	10/26/86	NO	6	101	16.8	62t	3
247. Wayne Chrebet	11/1/98	@KC	6	101	16.8	56	0
248. Braylon Edwards	12/19/10	@PIT	8	100	12.5	38	0
249. Don Maynard	11/11/60	@BOS	5	100	20.0	32t	1
250. Don Maynard	11/8/64	BUF	5	100	20.0	45	0
251. Rich Caster	11/24/74	MIA	6	100	16.7	45t	2
252. Johnny Hector	10/5/86	BUF	9	100	11.1	19	0
253. Al Toon	12/7/87	@MIA	5	100	20.0	44t	1
254. Al Toon	11/18/90	@IND	7	100	14.3	28	0
255. Jeff Graham	8/31/97	@SEA	3	100	33.3	47t	2
256. Dedric Ward	9/11/00	NE	4	100	25.0	44	0
257. Santana Moss*	1/8/05	@SD	4	100	25.0	47t	1
258. Laveranues Coles	9/17/06	NE	6	100	16.7	46t	1
259. Jerricho Cotchery*	1/7/07	@NE	4	100	25.0	77t	1
260. Braylon Edwards*	1/24/10	@IND	2	100	50.0	80t	1

\*Postseason

# 100-YARD RECEIVING GAMES (OPPONENTS)

Player	Date	Opp	Rec	Yds	Avg	Lg	TD	Player	Date	Opp	Rec	Yds	Avg	Lg	TD
1. Jerry Butler	9/23/79	@BUF	10	255	25.5	75t	4	55. Harold Carmichael	12/9/73	@PHI	5	146	29.2	62t	1
2. Glenn Bass	11/8/64	BUF	8	231	28.9	80t	1	56. Jeff Graham	9/13/92	@PIT	6	146	24.3	51	0
3. Elbert Dubenion	10/24/64	@BUF	5	218	43.6	72t	2	57. Ken Burrough	11/3/74	HOU	7	145	20.7	51	0
4. Mark Duper	11/10/85	@MIA	8	217	27.1	60t	2	58. Irving Fryar	11/17/91	@NE	8	143	17.9	56t	1
5. Roger Carr	10/24/76	BAL	5	210	42.0	79t	2	59. Rob Moore	10/27/96	@ARZ	7	143	20.4	69	1
6. Nat Moore	10/4/81	@MIA	7	210	30.0	52	2	60. Jim Colclough	10/6/62	BOS	4	142	35.5	63t	1
7. Wes Welker	11/22/09	@NE	15	192	12.8	43	0	61. Lance Alworth	10/23/65	SD	7	142	20.3	57t	1
8. Ozzie Newsome	10/14/84	@CLE	14	191	13.6	52	0	62. Art Powell	10/10/64	OAK	6	141	23.5	44	0
9. Fred Biletnikoff*	12/29/68	OAK	7	190	27.7	57	1	63. Reggie Wayne	11/16/03	@IND	9	141	15.7	38	0
10. Tim Brown	10/24/99	@OAK	11	190	17.3	45t	1	64. Aaron Marsh	9/22/68	@BOS	4	140	35.0	70t	1
11. Gary Garrison	9/28/69	@SD	10	188	18.8	37	2	65. Don Hasselbeck	10/11/81	NE	7	139	19.9	51	1
12. Charley Hennigan	9/22/63	HOU	9	186	20.7	63	1	66. Charley Hennigan	10/17/64	HOU	8	138	17.3	43t	1
13. Haywood Jeffires	10/13/91	HOU	13	186	14.3	35	0	67. Lee Evans	10/28/07	BUF	5	138	27.6	85t	1
14. Jerry Rice*	1/12/02	@OAK	9	183	20.3	47	1	68. Lance Alworth	10/5/68	SD	8	137	17.1	54	1
15. Randy Moss	9/9/07	NE	9	183	20.3	51t	1	69. Eric Moulds	10/29/00	@BUF	6	137	22.8	52	0
16. Amani Toomer	12/5/99	@NYG	6	181	30.2	80t	3	70. Otis Taylor	11/27/66	KC	6	136	22.7	45	0
17. Lance Alworth	11/2/63	SD	5	180	36.0	62	1	71. John Gilliam	9/27/71	@STL	6	136	22.7	51	0
18. Bill Brooks	11/16/86	IND	9	177	19.7	48t	1	72. Jimmy Smith	10/13/96	@JAX	5	135	27.0	62	1
19. Frank Jackson	11/29/64	KC	10	175	17.5	40	0	73. Al Denson	9/24/67	@DEN	7	134	19.1	30	1
20. Mark Clayton	9/21/86	MIA	8	174	21.8	42	1	74. John Stallworth	9/20/81	@PIT	8	134	16.8	30	0
21. Steve Largent	12/6/81	@SEA	7	169	24.1	57t	1	75. Arthur Marshall	11/8/92	@DEN	5	134	26.8	80t	1
22. Brandon Marshall	9/26/10	@MIA	10	166	16.6	40	1	76. Rod Smith	11/5/00	DEN	5	134	26.8	49	0
23. Irving Fryar	10/4/92	NE	8	165	20.6	39	2	77. Eric Crabtree	10/12/69	@CIN	6	133	22.2	35	1
24. Gary Garrison	10/5/68	SD	6	163	27.2	84t	2	78. Derrick Mason	12/1/03	TEN	11	133	12.1	22	1
25. Gary Garrison	10/31/71	@SD	6	162	27.0	49t	1	79. Andre Reed	10/17/88	BUF	7	132	18.9	65t	2
26. Stanley Morgan	10/12/86	@NE	7	162	23.1	44t	1	80. Mark Duper	10/23/88	@MIA	6	132	22.0	56	0
27. Carlos Carson	10/2/88	KC	5	162	32.4	80t	1	81. Antonio Gates	11/6/05	SD	8	132	16.5	29	0
28. Steve Tasker	11/24/96	@BUF	6	160	26.7	62	2	82. Dokie Williams	9/8/85	@LAA	5	131	26.2	41t	1
29. Bill Brooks	10/1/89	IND	7	159	22.7	55t	1	83. Eric Martin	10/15/89	@NO	5	131	26.2	53t	2
30. Frank Lewis*	12/27/81	BUF	7	158	22.6	50t	2	84. Stanley Morgan	12/9/79	NE	6	129	21.5	48t	2
31. Art Graham	10/5/63	BOS	6	156	26.0	57t	2	85. Rodney Holman	12/21/86	@CIN	6	129	21.5	34t	1
32. Tim Brown	10/1/95	OAK	8	156	19.5	66t	2	86. Marvin Harrison	11/15/98	@IND	9	128	14.2	38t	1
33. Ken Dilger	9/8/96	IND	7	156	22.3	51	1	87. Abner Haynes	12/3/61	DTX	6	127	21.2	43	0
34. Mark Duper	11/4/84	MIA	7	155	22.1	54	0	88. Jim Colclough	11/30/62	@BOS	3	127	42.3	78t	1
35. Mark Duper	9/21/86	MIA	7	154	22.0	46t	2	89. Lance Alworth	12/11/66	@SD	7	127	18.1	46	0
36. Mark Clayton	10/23/88	@MIA	10	153	15.3	45t	2	90. Nat Moore	9/30/79	MIA	8	127	15.9	36	1
37. Tim Brown	9/21/97	OAK	10	153	15.3	29t	1	91. Chris Burkett	12/8/85	@BUF	5	127	25.4	38	0
38. Chris Chambers	12/28/03	@MIA	9	153	17.0	24	1	92. Cedric Jones	11/5/89	@NE	6	127	21.2	65t	1
39. Bill Groman	11/19/61	@HOU	5	152	30.4	66t	3	93. Joey Galloway	12/6/98	SEA	2	127	63.5	70t	2
40. Warren Wells	11/30/69	OAK	5	152	30.4	50	2	94. Marvin Harrison	12/23/01	@IND	12	127	10.6	39t	1
41. Haven Moses	10/17/71	BUF	6	151	25.2	40	0	95. Amani Toomer	11/2/03	NYG	6	127	21.2	39t	1
42. Pierre Garcon*	1/24/10	@IND	11	151	13.7	36	1	96. Lionel Taylor	9/24/61	DEN	11	126	11.5	24	0
43. Jake Reed	11/23/97	MIN	8	150	18.8	49	2	97. Irving Fryar	10/12/86	@NE	3	126	42.0	69t	1
44. Lance Alworth	10/8/66	SD	10	149	14.9	31	0	98. Lionel Taylor	9/23/60	DEN	6	125	20.8	31t	1
45. Randy Vataha	12/7/75	@NE	6	149	24.8	40	2	99. Mark Clayton	11/12/89	@MIA	4	125	31.3	78t	1
46. Eric Crabtree	10/13/68	DEN	5	148	29.6	72t	1	100. Mark Duper	10/7/90	@MIA	5	125	25.0	69t	2
47. M.L. Harris	9/16/84	CIN	4	148	37.0	80t	1	101. Troy Brown	10/19/97	NE	5	125	25.0	67	1
48. Mike Quick	12/20/87	PHI	6	148	24.7	45t	2	102. Andre Johnson	12/5/04	HST	7	125	17.9	37	0
49. Cedric Jones	9/10/89	NE	8	148	18.5	36	0	103. Hines Ward	12/9/01	@PIT	10	124	12.4	29	0
50. James Jett	9/21/97	OAK	5	148	29.6	56t	2	104. Plaxico Burress	10/7/07	@NYG	5	124	24.8	53t	1
51. Gino Cappelletti	10/31/64	BOS	7	147	21.0	41	1	105. Charley Hennigan	11/19/61	@HOU	8	123	15.4	28t	1
52. Lance Alworth	12/4/65	@SD	7	147	21.0	46t	2	106. Jerry Butler	9/6/81	@BUF	6	123	20.5	46	1
53. Haven Moses	11/9/69	BUF	6	147	24.5	53	0	107. Webster Slaughter	12/24/94	@HOU	8	123	15.4	27	0
54.								108. Jerry Porter*	1/12/03	@OAK	6	123	20.5	50	1
								109. Austin Collie*	1/24/10	@IND	7	123	17.6	46	1
								110. Billy Cannon	11/19/61	@HOU	7	122	17.4	78t	3

# 100-YARD RECEIVING GAMES (OPPONENTS)

Player	Date	Opp	Rec	Yds	Avg	Lg	TD	Player	Date	Opp	Rec	Yds	Avg	Lg	TD
111. Paul Warfield	10/10/70	MIA	5	122	24.4	40	1	167. Fred Biletnikoff	12/17/67	@OAK	5	110	22.0	72	0
112. Steve Breaston	9/28/08	ARZ	9	122	13.6	37	0	168. Jerry LeVias	12/6/69	@HOU	9	110	12.2	22	1
113. Larry Fitzgerald	9/28/08	ARZ	8	122	15.3	32	0	169. Bobby Duckworth	9/4/83	@SD	4	110	27.5	32	1
114. Don Norton	10/15/61	SD	5	121	24.2	52	0	170. Irving Fryar	9/3/95	@MIA	5	110	22.0	50t	2
115. Abner Haynes	10/21/62	@DTX	4	121	30.3	78t	1	171. Art Powell	10/23/66	OAK	5	109	21.8	42	1
116. Darryl Stingley	10/30/77	@NE	8	121	15.1	19	1	172. Chris Burford	11/27/66	KC	8	109	13.6	32	1
117. Harold Jackson	9/9/79	NE	3	121	40.3	49t	3	173. Gary Garrison	12/1/74	SD	4	109	27.3	44	1
118. Jake Reed	11/20/94	@MIN	5	121	24.2	49	0	174. Frank Lewis	10/18/81	BUF	6	109	18.2	23t	1
119. Ike Hilliard	12/05/99	@NYG	6	121	20.2	34	0	175. Mark Bavaro	12/27/87	@NYG	6	109	18.2	25	1
120. Kevin Curtis	10/14/07	PHI	5	121	24.2	75t	1	176. James Lofton	12/1/91	@BUF	5	109	21.8	54	1
121. Johnny Robinson	10/2/60	@DTX	3	120	40.0	74	0	177. Terrence Wilkins	12/3/00	IND	7	109	15.6	43t	1
122. Fred Biletnikoff	11/17/68	@OAK	7	120	17.1	24	1	178. Mike Furrey	10/22/06	DET	9	109	12.1	19	1
123. Marlin Briscoe	10/4/70	@BUF	4	120	30.0	45	2	179. Bob Chandler	12/11/77	BUF	7	108	15.4	22	2
124. Cris Collinsworth*	1/9/83	@CIN	7	120	17.1	53	0	180. Mark van Eeghen	10/21/79	OAK	7	108	15.4	36	0
125. Alvin Reed	10/20/69	HOU	7	119	17.0	34	0	181. Reggie Rucker	12/7/80	@CLE	5	108	21.6	45	0
126. Oronde Gadsden	10/23/00	MIA	7	119	17.0	29	0	182. Isaac Curtis	9/13/81	CIN	5	108	21.6	42	0
127. Anquan Boldin	9/28/08	ARZ	10	119	11.9	26	1	183. Steve Largent	11/2/86	@SEA	7	108	15.4	30	0
128. Haven Moses	10/4/70	BUF	4	118	29.5	45	0	184. Arthur Cox	11/9/86	@ATL	4	108	27.0	49	1
129. Harold Jackson	10/29/78	NE	5	118	23.6	46	2	185. Andre Rison	11/19/89	@IND	5	108	21.6	61	0
130. Ricky Proehl	11/16/97	CHI	11	118	10.7	25	1	186. Wes Welker	11/13/08	@NE	7	108	15.4	29	0
131. Ferrell Edmunds	11/27/88	MIA	2	117	58.5	80t	1	187. Sam McCullum	10/19/80	SEA	5	107	21.4	58	0
132. Mark Ingram	11/27/94	MIA	9	117	13.0	28t	4	188. Scott Schwedes	11/12/89	@MIA	3	107	35.7	65t	1
133. Al Frazier	10/22/61	@DEN	6	116	19.3	58	1	189. Bill Brooks	11/19/95	BUF	7	107	15.3	45t	2
134. Art Powell	12/12/65	@OAK	4	116	29.0	66	1	190. Eric Moulds	12/19/98	@BUF	4	107	26.8	35	0
135. Mel Gray	11/23/75	STL	4	116	29.0	74t	2	191. Eric Moulds	10/7/01	@BUF	5	107	21.4	46t	1
136. James Wilder	12/12/82	TB	11	116	10.5	32	1	192. David Givens	10/24/04	@NE	5	107	21.4	42	0
137. Mark Clayton	11/27/88	MIA	7	116	16.6	31t	2	193. Lee Evans	9/24/06	@BUF	8	107	13.4	27	0
138. Andre Reed	10/21/90	@BUF	8	116	14.5	19t	2	194. Joel Dreessen	11/21/10	HST	4	106	26.5	43t	1
139. Tony Martin	12/18/94	SD	3	116	38.7	60t	2	195. Bill Groman	10/9/60	@HOU	6	106	17.7	50	0
140. Torry Holt	1/2/05	@SL	7	116	16.6	44t	2	196. Charlie Joiner	9/4/83	@SD	5	106	21.2	33t	1
141. Gary Garrison	12/24/67	@SD	8	115	14.4	21	0	197. Don Beebe	10/26/92	BUF	6	106	17.7	34	0
142. Sam Havrilak	9/24/72	@BAL	4	115	28.8	40t	1	198. Gary Wellman	1/2/94	@HOU	8	106	13.3	24	0
143. Dave Logan	9/2/79	CLE	6	115	19.2	37	0	199. Laveranues Coles	9/4/03	@WAS	5	106	21.2	48	0
144. Joe Senser	12/26/82	@MIN	10	115	11.5	22	0	200. Drew Bennett	9/10/06	@TEN	8	106	13.3	24	0
145. Leonard Thompson	11/28/85	@DET	7	115	16.4	44t	3	201. Chris Burford	12/3/61	DTX	3	105	35.0	54	0
146. Billy Cannon	12/10/61	HOU	5	114	22.8	67t	2	202. Glenn Doughty	9/23/73	@BAL	5	105	21.0	51	1
147. Tom Mitchell	9/24/72	@BAL	8	114	14.3	34	0	203. Chuck Foreman	10/12/75	@MIN	9	105	11.7	33	2
148. James Lofton	11/4/79	@GB	6	114	19.0	45	0	204. Marshall Johnson	10/26/75	BAL	3	105	35.0	68t	2
149. Ozzie Newsome*	1/03/87	@CLE	6	114	19.0	34	0	205. Mel Gray	10/22/78	STL	4	105	26.3	40	0
150. Nate Burleson	11/7/10	@DET	7	113	16.1	36	1	206. Nat Moore	11/4/84	MIA	5	105	21.0	37t	1
151. Jim Whelan	10/27/68	BOS	2	113	56.5	87t	1	207. Jonathan Hayes	11/15/87	@KC	5	105	21.0	33	0
152. Ray Butler	9/29/85	IND	4	113	28.3	72t	1	208. Anthony Miller	9/11/94	DEN	6	105	17.5	40t	1
153. Stephone Paige	12/4/88	@KC	4	113	28.3	41t	2	209. Derrick Alexander	10/2/94	@CLE	7	105	15.0	27	0
154. Mark Duper	9/24/89	@MIA	6	113	18.8	26	0	210. Tim Tindale	9/7/97	BUF	4	105	26.3	45	0
155. Terry Glenn	9/12/99	NE	7	113	16.1	45	0	211. Cris Carter	11/23/97	MIN	6	105	17.5	33	0
156. Pierre Garcon*	1/8/11	@IND	5	112	22.4	57t	1	212. O.J. McDuffie	12/13/98	@MIA	11	105	9.5	20	1
157. Charlie Brown	11/9/86	@ATL	6	112	18.7	42	0	213. Hines Ward	1/15/05	@PIT	10	105	10.5	18	1
158. Thurman Thomas	9/15/91	BUF	13	112	8.6	15t	1	214. Danny Woodhead	12/6/10	@NE	4	104	26.0	50	0
159. Reggie Langhorne	11/14/93	@IND	8	112	14.0	32	0	215. Paul Warfield	10/3/71	@MIA	4	104	26.0	32	0
160. Eric Moulds	9/8/02	@BUF	8	112	14.0	52	1	216. Stanley Morgan	9/11/86	NE	8	104	13.0	22	0
161. Gino Cappelletti	12/17/66	BOS	8	111	13.9	18t	1	217. Kerry Cash	12/13/92	IND	7	104	14.9	41	0
162. J.J. Stokes	9/6/98	@SF	7	111	15.9	31t	2	218. Jimmy Smith*	1/10/99	JAX	5	104	20.8	52t	2
163. Vincent Jackson*	1/17/10	@SD	7	111	15.9	37	0	219. Roscoe Parrish	9/24/06	@BUF	4	104	26.0	51t	1
164. Anquan Boldin	9/13/10	BLT	7	110	15.7	38	0	220. Jabar Gaffney*	1/7/07	@NE	8	104	13.0	31	0
165. Frank Jackson	12/1/63	KC	6	110	18.3	48	0	221. Eddie Brown	10/9/88	@CIN	5	103	20.6	60t	2
166. Billy Cannon	10/10/64	OAK	6	110	18.3	39	0	222. Irving Fryar	11/7/93	MIA	6	103	17.2	65t	1

# 100-YARD RECEIVING GAMES (OPPONENTS)

Player	Date	Opp	Rec	Yds	Avg	Lg	TD
223. Irving Fryar	11/27/94	MIA	5	103	20.6	25	0
224. Peerless Price	10/7/01	@BUF	4	103	25.8	70t	1
225. Mike Wallace	12/19/10	@PIT	7	102	14.6	23	0
226. Bill Groman	10/23/60	HOU	5	102	20.4	50	3
227. Larry Seiple	11/2/69	MIA	7	102	14.6	29t	2
228. Raymond Chester	12/15/74	@BAL	8	102	12.8	26	1
229. Nat Moore	11/9/75	@MIA	4	102	25.5	63	0
230. Raymond Chester	11/20/77	@BAL	5	102	20.4	53t	1
231. Stanley Morgan	9/9/79	NE	3	102	34.0	50t	2
232. Nat Moore	12/15/79	@MIA	5	102	20.4	34	0
233. Tom Waddle	9/23/91	@CHI	8	102	12.8	31	0
234. Chris Sanders	12/1/96	HOU	3	102	34.0	83t	1
235. Tony Martin	12/27/99	@MIA	6	102	17.0	32t	1
236. Chad Johnson	10/21/07	@CIN	3	102	34.0	56	0
237. Dwayne Bowe	10/26/08	KC	6	102	17.0	36	0
238. Aaron Hernandez	9/19/10	NE	6	101	16.8	46	0
239. Bill Groman	12/10/61	HOU	5	101	20.2	33	0
240. Lance Alworth	12/6/64	@SD	3	101	33.7	82t	1
241. Glenn Doughty	10/15/78	@BAL	7	101	14.4	29	0
242. Adrian Cooper	11/20/94	@MIN	7	101	14.4	32	0
243. Chris Chambers	9/23/07	MIA	6	101	16.8	26	0
244. Gene Foster	11/24/68	@SD	8	100	12.5	48	0
245. Marlin Briscoe	10/25/70	BUF	5	100	20.0	32	0
246. Reuben Gant	9/10/78	@BUF	6	100	16.7	24	1
247. Lynn Swann	10/1/78	PIT	7	100	14.3	26t	2
248. Anthony Miller	10/14/90	SD	5	100	20.0	29t	1
249. Mark Clayton	9/29/91	@MIA	7	100	14.3	25	1
250. Jessie Hester	11/10/91	IND	5	100	20.0	49t	2
251. Mike Pritchard	9/11/94	DEN	9	100	11.1	18	0
252. Keith Jackson	9/18/94	@MIA	6	100	16.7	35	0
253. Cris Carter	11/20/94	@MIN	11	100	9.1	21	1
254. Shannon Sharpe	12/8/02	DEN	9	100	11.1	22	0
255. Joey Galloway	9/28/03	DTX	5	100	20.0	42	0
256. Dallas Clark	11/16/03	@IND	5	100	20.0	27	0

\*Postseason

## **300-YARD PASSING GAMES (JETS/TITANS)**

	Player	Date	Opp	Att	Cmp	Pct	Yds	TD	Int	Lg	Rate
1.	Joe Namath	9/24/72	@BAL	28	15	53.6	496	6	1	80t	123.5
2.	Vinny Testaverde	12/24/00	@BLT	69	36	52.2	481	2	3	41	66.2
3.	Ken O'Brien	9/21/86	MIA	43	29	67.4	479	4	1	65t	126.0
4.	Richard Todd	9/21/80	SF	60	42	70.0	447	3	1	21	101.2
5.	Richard Todd	9/25/83	LAN	50	37	74.0	446	2	2	37t	97.6
6.	Ken O'Brien	11/2/86	@SEA	32	26	81.3	431	4	0	83t	158.3
7.	Vinny Testaverde	12/6/98	SEA	63	42	66.7	418	2	1	30	89.3
8.	Joe Namath	10/1/67	MIA	39	23	59.0	415	3	1	62	110.5
9.	Glenn Foley	9/6/98	@SF	58	30	51.7	415	3	1	48	85.1
10.	Joe Namath	12/11/72	@OAK	46	25	54.3	403	1	2	49t	73.0
11.	Joe Namath	9/24/67	@DEN	37	22	59.5	399	2	2	61	92.1
12.	Joe Namath	10/18/70	BAL	62	34	54.8	397	1	6	45	40.3
13.	Richard Todd	10/23/77	OAK	29	17	58.6	396	4	2	87t	113.9
14.	Ken O'Brien	11/10/85	@MIA	43	26	60.5	393	2	0	44	106.1
15.	Ken O'Brien	11/5/89	@NE	29	22	75.9	386	2	0	57	140.4
16.	Richard Todd	12/6/82	@DET	32	23	71.9	384	3	1	56t	130.2
17.	Boomer Esiason	11/27/94	MIA	41	26	63.4	382	2	2	69	89.7
18.	Joe Namath	11/17/68	@OAK	37	19	51.4	381	1	0	50t	96.8
19.	Vinny Testaverde	10/23/00	MIA	59	36	61.0	378	5	3	30t	86.7
20.	Richard Todd*	12/27/81	BUF	50	28	56.0	377	2	4	37	60.2
21.	Al Dorow	12/11/60	@OAK	48	29	60.4	375	3	0	72t	105.8
22.	Vinny Testaverde	9/14/03	MIA	45	29	64.4	373	1	1	61	88.5
23.	Boomer Esiason	9/5/93	DEN	40	29	72.5	371	2	1	43	107.4
24.	Joe Namath	12/17/67	@OAK	46	27	58.7	370	3	3	42	79.1
25.	Ken O'Brien	12/8/85	@BUF	40	25	62.5	370	3	1	76t	107.3
26.	Dick Wood	11/8/64	BUF	49	23	46.9	367	1	5	71t	39.6
27.	Ken O'Brien	11/17/85	TB	30	23	76.7	367	5	1	78t	142.6
28.	Browning Nagle	9/6/92	@ATL	37	21	56.8	366	2	0	51	108.6
29.	Joe Namath	10/29/67	BOS	43	22	51.2	362	2	2	50	75.9
30.	Vinny Testaverde*	1/17/99	@DEN	52	31	59.6	356	0	2	28	64.3
31.	Frank Reich	11/17/96	@IND	42	20	47.6	352	3	4	52t	60.9
32.	Ken O'Brien	12/2/84	NYG	41	28	68.3	351	1	1	37	92.6
33.	Joe Namath	9/28/69	@SD	51	29	56.9	344	2	2	25	74.3
34.	Joe Namath	10/30/66	BUF	53	24	45.3	343	2	5	50	40.1
35.	Joe Namath	12/24/67	@SD	26	18	69.2	343	4	0	37t	151.4
36.	Joe Namath	10/13/68	DEN	41	20	48.8	341	0	5	60	37.8
37.	Pat Ryan	11/27/88	@MIA	43	27	62.8	341	2	1	35	93.3
38.	Chad Pennington	12/17/06	@MIN	39	29	74.4	339	1	1	50	98.1
39.	Joe Namath	10/02/66	@BOS	56	28	50.0	338	2	3	42	58.5
40.	Joe Namath	11/12/67	BUF	37	13	35.1	338	1	2	61	55.9
41.	Ken O'Brien	10/9/89	LAA	48	24	50.0	338	0	2	30	55.7
42.	Joe Namath	11/24/68	@SD	31	17	54.8	337	2	1	87t	101.1
43.	Mark Sanchez	11/7/10	@DET	39	22	56.4	336	1	1	74t	82.9
44.	Joe Namath	10/26/75	BAL	28	19	67.9	333	3	1	91	129.0
45.	Ken O'Brien	9/24/89	@MIA	37	27	73.0	329	3	1	37t	115.7
46.	Ken O'Brien	11/10/91	IND	36	23	63.9	329	1	0	39	102.7
47.	Joe Namath	12/3/66	@OAK	42	20	47.6	327	2	5	70t	50.5
48.	Joe Namath	11/16/69	KC	40	24	60.0	327	2	3	40t	71.6
49.	Brooks Bollinger	12/18/05	@MIA	42	28	66.7	327	2	0	60t	106.0
50.	Dick Wood	10/31/64	BOS	36	22	61.1	325	3	2	36t	95.3
51.	Neil O'Donnell	9/15/96	@MIA	44	25	56.8	325	3	3	78t	74.5
52.	Chad Pennington	10/20/02	MIN	29	24	82.8	324	1	0	34	124.7
53.	Boomer Esiason	9/12/93	@MIA	33	22	66.7	323	2	1	51	106.0
54.	Ken O'Brien	11/9/86	@ATL	33	26	78.8	322	3	0	59t	137.6
55.	Glenn Foley	11/9/97	@MIA	48	25	52.1	322	1	1	33	71.7
56.	Neil O'Donnell	9/8/96	IND	46	26	56.5	319	1	1	53	76.3

## **300-YARD PASSING GAMES (JETS/TITANS)**

	<b>Player</b>	<b>Date</b>	<b>Opp</b>	<b>Att</b>	<b>Cmp</b>	<b>Pct</b>	<b>Yds</b>	<b>TD</b>	<b>Int</b>	<b>Lg</b>	<b>Rate</b>
57.	Neil O'Donnell	10/12/97	MIA	37	24	64.9	319	2	0	70	110.1
58.	Chad Pennington	9/10/06	@TEN	33	24	72.7	319	2	0	41	123.2
59.	Ken O'Brien	9/7/86	@BUF	25	18	72.0	318	2	0	71t	140.8
60.	Mark Sanchez	11/21/10	HST	22	38	57.9	315	3	1	42	100.2
61.	John Green	10/28/62	SD	30	17	56.7	313	2	1	63t	101.1
62.	Ken O'Brien	9/21/87	NE	26	19	73.1	313	1	0	59	126.0
63.	Dick Wood	11/10/63	@HOU	40	20	50.0	312	3	5	48t	61.7
64.	Richard Todd	9/27/81	HOU	39	25	64.1	312	3	0	40t	114.5
65.	Boomer Esiason	11/19/95	BUF	43	24	55.8	312	3	2	43t	82.7
66.	Ken O'Brien	11/24/85	NE	33	20	60.6	311	1	0	88t	102.0
67.	Richard Todd	10/4/81	@MIA	39	28	71.8	310	4	1	46	118.5
68.	Ken O'Brien	11/17/91	@NE	41	26	63.4	309	3	0	35t	110.7
69.	Joe Namath	10/20/69	HOU	24	12	50.0	306	2	3	57t	84.0
70.	Chad Pennington	9/17/06	NE	37	22	59.5	306	2	1	71t	92.8
71.	Richard Todd	11/27/83	NE	36	22	61.1	305	2	1	64	95.3
72.	Chad Pennington	10/10/04	BUF	42	31	73.8	304	1	1	41	91.8
73.	Dick Wood	10/3/64	SD	43	19	44.2	302	2	2	68t	64.3
74.	Joe Namath	9/15/68	@KC	29	17	58.6	302	2	1	57t	102.9
75.	Al Dorow	11/24/60	DTX	33	21	63.6	301	2	1	45t	100.7
76.	Joe Namath	10/1/72	@HOU	38	18	47.4	301	2	2	60	70.2
77.	Pat Ryan	10/18/87	MIA	49	30	61.2	301	4	2	35t	88.9
78.	Ken O'Brien	12/20/87	PHI	49	25	51.0	301	2	0	51t	83.8
79.	Ken O'Brien	9/9/90	@CIN	49	27	55.1	300	2	1	46t	78.6
80.	Chad Pennington*	1/7/07	@NE	40	23	57.5	300	1	1	77t	79.2

## **300-YARD PASSING GAMES (OPPONENTS)**

	Player	Date	Opp	Att	Cmp	Yds	Pct	TD	Int	Lg	Rate
1.	Dan Marino	10/23/88	@MIA	60	35	521	58.3	3	5	56	68.8
2.	Bernie Kosar*	1/3/87	@CLE	64	33	489	51.6	1	2	37t	69.1
3.	Kurt Warner	9/28/08	ARZ	57	40	472	70.2	2	3	37	84.8
4.	Marc Bulger	1/2/05	@SL	39	29	450	74.4	3	2	44t	116.4
5.	Dan Marino	9/21/86	MIA	50	30	448	60.0	6	2	46t	112.3
6.	Dan Marino	9/24/89	MIA	55	33	427	60.0	3	2	43t	87.5
7.	Boomer Esiason	12/21/86	@CIN	30	23	425	76.7	5	1	49	143.8
8.	Warren Moon	10/13/91	HOU	50	35	423	70.0	2	2	37t	92.3
9.	Dan Marino	11/4/84	MIA	42	23	422	54.8	2	2	54	85.6
10.	George Blanda	11/19/61	@HOU	32	20	418	62.5	7	1	78t	132.8
11.	Peyton Manning	11/16/03	@IND	36	27	401	75.0	1	0	46t	120.3
12.	Daryle Lamonica*	12/29/68	OAK	47	20	401	42.6	1	0	57	80.2
13.	Steve Grogan	10/12/86	@NE	42	23	401	54.8	3	0	69t	111.3
14.	Warren Moon	11/20/94	@MIN	50	33	400	66.0	2	4	49	70.4
15.	Matt Cassel	11/13/08	@NE	51	30	400	58.8	3	0	43	103.4
16.	Ken Stabler	11/23/80	HOU	51	33	388	64.7	4	4	68t	81.2
17.	Bert Jones	12/15/74	@BAL	53	36	385	67.9	4	4	39	82.7
18.	Warren Moon	10/28/90	@HOU	43	30	381	69.8	1	0	31	104.9
19.	Babe Parilli	12/17/66	BOS	38	21	379	55.3	3	2	44	94.1
20.	Peyton Manning*	1/24/10	@IND	39	26	377	66.7	3	0	46	123.6
21.	Johnny Unitas	9/24/72	@BAL	45	26	376	57.8	2	0	40t	99.9
22.	Jeff George	9/21/97	OAK	38	26	374	68.4	3	0	56t	126.4
23.	Hugh Millen	11/17/91	@NE	43	30	372	69.8	1	1	56t	94.3
24.	Dan Marino	10/12/97	MIA	38	27	372	71.1	2	0	36t	119.6
25.	Tobin Rote	11/2/63	SD	29	21	369	72.4	3	0	62	149.0
26.	Joe Ferguson	9/23/79	@BUF	30	19	367	63.3	5	0	75t	145.4
27.	Chad Henne	9/26/10	@MIA	26	44	363	59.1	2	1	40	91.4
28.	Steve Young	9/6/98	@SF	46	26	363	56.5	3	1	35	94.7
29.	Dan Marino	11/10/85	@MIA	37	21	362	56.8	3	3	60t	83.4
30.	Ken Stabler	10/21/79	OAK	47	29	360	61.7	2	5	36	60.0
31.	Jack Trudeau	11/16/86	IND	57	27	359	47.4	1	4	48t	44.4
32.	Dan Marino	11/12/89	@MIA	34	18	359	52.9	3	2	78t	95.1
33.	Dan Marino	11/27/94	MIA	44	31	359	70.5	4	2	28t	106.2
34.	Cotton Davidson	11/22/64	@OAK	35	20	358	57.1	3	3	60t	85.2
35.	John Hadl	10/31/71	@SD	27	19	358	70.4	4	1	49t	137.0
36.	Bruce Mathison	12/8/85	@BUF	39	22	357	56.4	0	2	39	65.9
37.	Jay Cutler	11/30/08	DEN	43	27	357	62.8	2	1	59t	94.8
38.	Ken Anderson*	1/9/83	@CIN	35	26	354	74.3	2	3	53	89.5
39.	Dan Fouts	9/4/83	@SD	36	20	354	55.6	2	2	33t	84.7
40.	Tony Eason	9/30/84	NE	42	28	354	66.7	3	0	43t	116.6
41.	Erik Kramer	11/16/97	@CHI	60	32	354	53.3	2	3	25	61.4
42.	Dan Marino	11/27/88	MIA	35	17	353	48.6	5	0	80t	124.2
43.	Rich Gannon	10/24/99	@OAK	51	26	352	51.0	2	1	45t	78.2
44.	David Archer	11/9/86	@ATL	36	21	350	58.3	2	1	49	98.1
45.	Earl Morrall	12/20/70	@BAL	33	18	348	54.5	4	1	44	118.4
46.	Rich Gannon	12/2/02	@OAK	42	31	342	73.8	1	0	26t	105.5
47.	Kerry Collins	12/5/99	@NYG	29	17	341	58.6	3	0	80t	134.4
48.	Brian Sipe	12/7/80	@CLE	41	30	340	73.2	1	1	45	95.6
49.	Joe Ferguson	9/23/84	@BUF	46	31	340	67.4	2	0	43	103.5
50.	Drew Bledsoe	9/12/99	NE	30	21	340	70.0	1	1	58t	104.9
51.	Peyton Manning	12/3/00	IND	51	27	339	52.9	2	2	43t	70.6
52.	Daryle Lamonica	12/17/67	@OAK	32	16	336	50.0	3	2	72	92.7
53.	Cotton Davidson	10/2/60	@DTX	31	19	333	61.3	1	1	72	95.2
54.	Daryle Lamonica	11/30/69	OAK	28	19	333	67.9	2	1	50	117.1
55.	John Hadl	10/8/66	SD	41	22	331	53.7	1	0	67t	88.6
56.	Steve Grogan	10/11/81	NE	32	19	330	59.4	1	2	51	78.9

## 300-YARD PASSING GAMES (OPPONENTS)

Player	Date	Opp	Att	Cmp	Yds	Pct	TD	Int	Lg	Rate
57. Tommy Kramer	12/26/82	@MIN	56	32	328	57.1	1	3	28	57.7
58. Jay Fiedler	12/28/03	@MIA	29	21	328	72.4	1	1	59	106.7
59. J.P. Losman	9/24/06	@BUF	38	22	328	57.9	1	1	51t	84.1
60. Brian Griese	11/5/00	DEN	35	22	327	62.9	2	1	49	100.5
61. Tom Brady	12/6/10	@NE	21	29	326	72.4	4	0	50	148.9
62. John Hadl	10/5/68	SD	37	17	326	45.9	3	3	84t	70.3
63. David Carr	11/26/06	HST	54	39	323	72.2	1	1	22	85.6
64. Bert Jones	11/20/77	@BAL	36	23	322	63.9	3	1	53t	108.8
65. Don Strock	12/15/79	@MIA	41	26	322	63.4	1	2	38	75.5
66. Dan Marino	12/27/99	@MIA	52	29	322	55.8	3	3	32t	69.6
67. Dan Marino	12/13/98	@MIA	57	30	321	52.6	1	1	31	67.9
68. John Elway	9/11/94	DEN	42	29	319	69.0	1	1	40t	89.3
69. Drew Brees*	1/8/05	@SD	42	31	319	73.8	2	1	44	101.2
70. Trent Green	9/23/07	MIA	36	23	318	63.9	1	1	43	89.8
71. Dennis Shaw	10/4/70	@BUF	21	12	317	57.1	2	2	45	93.9
72. Ken Anderson	9/16/84	CIN	22	16	316	72.7	2	4	80t	105.5
73. Jim Kelly	11/19/95	BUF	37	22	316	59.5	2	0	47	105.2
74. Steve Grogan	9/9/79	@NE	18	13	315	72.2	5	0	50t	153.9
75. Pete Beathard	10/20/69	HOU	47	23	314	48.9	1	3	34	51.2
76. Steve Bartkowski	10/23/83	ATL	36	25	313	69.4	2	2	26	91.6
77. Steve DeBerg	10/2/88	KC	34	17	312	50.0	2	2	80t	77.1
78. Brad Johnson	11/23/97	MIN	35	24	312	68.6	3	0	49	124.9
79. Tom Yewcic	10/5/63	BOS	38	18	311	47.4	3	5	57t	62.4
80. Daryle Lamonica	11/17/68	@OAK	34	21	311	61.8	4	2	48t	106.4
81. Tom Brady	11/22/09	@NE	41	28	310	68.3	1	0	43	98.6
82. George Blanda	9/22/63	HOU	37	25	308	67.6	1	2	63	79.6
83. Craig Morton	11/16/80	@DEN	39	27	306	69.2	2	2	32	88.2
84. Jim Kelly	9/13/87	@BUF	42	25	305	59.5	3	1	26t	95.8
85. Babe Parilli	10/31/64	BOS	40	18	304	45.0	2	5	52t	48.3
86. Jim Harbaugh	9/23/91	@CHI	42	28	303	66.7	1	0	31	95.6
87. Kerry Collins	11/2/03	NYG	40	24	303	60.0	2	0	39t	100.3
88. Jack Kemp	10/15/61	SD	38	15	302	39.5	0	1	52	57.1
89. Brian Sipe	9/2/79	CLE	36	21	302	58.3	2	3	37	69.4
90. Jim Kelly	10/17/88	BUF	27	16	302	59.3	3	1	66t	119.7

\*Postseason

# NEW YORK TITANS 1960 (7-7)

**Head Coach:** Sammy Baugh

**Finish:** Second in AFL East

**Home Stadium:** Polo Grounds, Manhattan, NY

Date	W-L	Score	Opponents	Attendance
9/11	W	27-3	Buffalo	10,250
9/16	L	24-28	Boston	19,200
9/23	W	28-24	Denver	20,982
10/2	W	37-35	at Dallas (AFL)	37,500
10/9	L	21-27	at Houston	16,156
10/16	W	17-13	at Buffalo	14,998
10/23	L	28-42	Houston	21,000
10/28	L	27-28	Oakland	10,000
11/4	L	7-21	Los Angeles (AFL)	19,402
11/11	L	21-38	at Boston	11,653
11/24	W	41-35	Dallas (AFL)	14,344
12/4	W	30-27	at Denver	5,861
12/11	W	31-28	at Oakland	9,037
12/18	L	43-50	at LA (AFL)	11,457

## 1960 AFL STANDINGS

Eastern Division				
Houston	10	4	0	.714
Titans	7	7	0	.500
Buffalo	5	8	1	.385
Boston	5	9	0	.357
Western Division				
Los Angeles	10	4	0	.714
Dallas	8	6	0	.571
Oakland	6	8	0	.429
Denver	4	9	1	.308

AFL Championship:  
Houston 24, Los Angeles 16

## SCORE BY QUARTER

Titans	94	138	73	77	382
Opp.	67	99	76	157	399

## TEAM STATISTICS

	Titans	Opp.
Total First Downs	286	262
By Rushing	111	109
By Passing	152	133
By Penalty	23	20
Total Net Yards	4,794	4,669
Avg. per Game	342.4	333.5
Total Offensive Plays	959	864
Avg. per Play	5	5.4
Net Yards Rushing	1,817	1,914
Total Rushing Plays	445	394
Avg. per Rush	4.1	136.7
Avg. per Game	129.8	4.9
Net Yards Passing	2,977	2,755
Avg. per Game	212.6	196.8
Sacked/Yards Lost	40/357	20/164
Gross Yards Passing	3,334	2,919
Att./Completions	474/236	450/216
Completion Pct.	49.8	48
Had Intercepted	28	24
Punts/Avg.	62/36.2	65/37.0
Net Punting Avg.	62/31.0	65/35.4
Penalties/Yards	53/672	77/911
Fumbles/Lost	36/20	27/16
Touchdowns	51	53
Rushing	14	24
Passing	32	27
Returns	5	2

## RUSHING

Player	No	Yds	Avg	TD
Dorow	90	453	5.0	7
Bohling	123	431	3.5	2
Mathis	92	307	3.3	2
Shockley	37	156	4.2	0
Burton	16	119	7.4	1
Hart	25	113	4.5	0
Pagliei	17	69	4.1	1
Wegert	17	63	3.7	1
Martin	7	32	4.6	0
Jamieson	2	10	5.0	0
<b>Titans</b>	<b>426</b>	<b>1,753</b>	<b>4.1</b>	<b>14</b>
<b>Opp.</b>	<b>394</b>	<b>1,914</b>	<b>4.9</b>	<b>24</b>

## RECEIVING

Player	No	Yds	Avg	TD
Maynard	72	1,265	17.6	6
Powell	69	1,167	16.9	14
Bohling	30	268	8.9	4
Mathis	18	103	5.7	0
Ross	10	122	12.2	1
Cooper	9	161	17.9	3
Shockley	8	69	8.6	2
Herndon	5	57	11.4	1
Wegert	3	59	19.7	1
Hart	3	19	6.3	0
Burton	3	8	2.7	0
Martin	2	5	2.5	0
Pagliei	1	13	13.0	0
Sapienza	1	4	4.0	0
Klotz	0	5	-	0
<b>Titans</b>	<b>234</b>	<b>3,325</b>	<b>14.2</b>	<b>32</b>
<b>Opp.</b>	<b>216</b>	<b>2,919</b>	<b>13.5</b>	<b>27</b>

## INTERCEPTIONS

Player	No	Yds	Avg	Lg	TD
Julian	6	27	4.5	12	0
Donnahoo	5	89	17.8	39	0
Grantham	5	13	2.6	7	0
Bell	2	20	10.0	12	0
Tharp	2	19	9.5	14	0
Felt	2	7	3.5	7	0
Mumley	1	26	26.0	26t	1
Ellis	1	0	0.0	0	0
<b>Titans</b>	<b>24</b>	<b>201</b>	<b>8.4</b>	<b>39</b>	<b>1</b>
<b>Opp.</b>	<b>28</b>	<b>228</b>	<b>8.1</b>	<b>22</b>	<b>0</b>

## PUNTING

Player	No	Yds	Avg
Pagliei	48	1,679	35.0
Sapienza	8	299	37.4
Dorow	6	264	44.0
<b>Titans</b>	<b>62</b>	<b>2,242</b>	<b>36.2</b>
<b>Opp.</b>	<b>65</b>	<b>2,404</b>	<b>37.0</b>

## PUNT RETURNS

Player	No	FC	Yds	TD
Burton	12	72	7.8	0
Shockley	3	12	4.0	0
Herndon	2	21	10.5	0
Tharp	1	0	0.0	0
<b>Titans</b>	<b>18</b>	<b>105</b>	<b>5.8</b>	<b>0</b>
<b>Opp.</b>	<b>29</b>	<b>318</b>	<b>11.0</b>	<b>0</b>

## PASSING

Player	Att	Cmp	Yards	Cmp%	Yds/Att	TD	TD%	Int	Int%	Rating
Dorow	396	201	2,748	50.8	6.94	26	6.60	26	6.6	67.8
Jamieson	70	35	586	50.0	8.37	6	8.60	2	2.9	95.3
Bohling	5	0	0	0.0	0.00	0	0.00	0	0.0	39.6
Scrabis	3	0	0	0.0	0.00	0	0.00	0	0.0	39.6
<b>Titans</b>	<b>474</b>	<b>236</b>	<b>3,334</b>	<b>49.8</b>	<b>7.03</b>	<b>32</b>	<b>6.80</b>	<b>28</b>	<b>5.9</b>	<b>70.8</b>
<b>Opp.</b>	<b>450</b>	<b>216</b>	<b>2,919</b>	<b>48.0</b>	<b>6.49</b>	<b>27</b>	<b>6.00</b>	<b>24</b>	<b>5.3</b>	<b>66.9</b>

**Coaching Staff:** John Dell Isola, Defensive Line; John Steber, Offensive Line; Hugh "Bones" Taylor, Offensive Ends/Defensive Backs; Dick Todd, Backfield.

## SCORING

Player	TD	Ru	Pa	Rt	PAT	FG	S	2pt	TP
Shockley	2	0	2	0	47/50	9/21	0	0	86
Powell	14	0	14	0	-	-	0	0	84
Dorow	7	7	4	0	-	-	0	0	42
Bohling	6	2	6	0	-	-	0	0	36
Maynard	6	0	3	0	-	-	0	0	36
Cooper	3	0	0	0	-	-	0	1	20
Burton	3	1	0	2	-	-	0	0	18
Donnahoo	2	0	0	2	-	-	0	0	12
Mathis	2	2	1	0	-	-	0	0	12
Wegert	2	1	1	0	-	-	0	0	12
Herndon	1	0	0	0	-	-	0	0	6
Mumley	1	0	0	1	-	-	0	0	6
Pagliei	1	0	0	0	-	-	0	0	6
Ross	1	1	1	0	-	-	0	0	6
<b>Titans</b>	<b>51</b>	<b>14</b>	<b>32</b>	<b>5</b>	<b>47/50</b>	<b>9/21</b>	<b>0</b>	<b>1</b>	<b>382</b>
<b>Opp.</b>	<b>53</b>	<b>24</b>	<b>27</b>	<b>5</b>	<b>49/52</b>	<b>10/25</b>	<b>0</b>	<b>1</b>	<b>399</b>

Two Point Conversions: Titans 1-1. Opponents: 1-1.

## KICK RETURNS

Player	No	Yds	Avg	TD
Burton	31	892	28.7	2
Shockley	17	411	24.2	0
Herndon	4	114	28.5	0
Maynard	3	59	19.7	0
Powell	2	63	31.5	0
Reifsnnyder	1	16	16.0	0
Klotz	1	8	8.0	0
<b>Titans</b>	<b>59</b>	<b>1,562</b>	<b>26.5</b>	<b>2</b>
<b>Opp.</b>	<b>70</b>	<b>1,785</b>	<b>25.5</b>	<b>1</b>

## FIELD GOALS

Player	1-19	20-29	30-39	40-49	50+
Shockley	3/3	5/8	2/3	1/7	0/1
<b>Titans</b>	<b>3/3</b>	<b>5/8</b>	<b>2/3</b>	<b>1/7</b>	<b>0/1</b>
<b>Opp.</b>	<b>2/2</b>	<b>2/3</b>	<b>5/11</b>	<b>1/9</b>	<b>0/1</b>

Shockley: (38N,15G,28G,25N,41N) (25G,23G) ( ) (52N,32G) (47B)(43G) ( ) (33N,18G,24G) (40N) ( ) (47N) (15G) (46N,29N,24B,27G) (40N)

Opponents: (35G) ( ) (33G,36N) (49N) (22G,48N,36G,41N,24N,49N) (34N,34N) (43N) (50N) (33B,43N) (39N,30G,45N,43N) (30N,14G,11G) ( ) ( ) (41G,37G,27G)

## USUAL STARTERS

Offense		Defense	
SE	A. Powell	LE	B.Reifsnnyder
LT	J. Klotz	LT	T. Saidock
LG	B. Mischak	RT	D. Guesman
C	M. Hudock	RE	N. Mumley
RG	J. McMullan	RLB	E. Bell
RT	G. Cockrell	MLB	R. Ellis
TE	T. Cooper	LLB	L. Grantham
FL	D. Maynard	S	R. Donnahoo
QB	A. Dorow	CB	D. Felt
RB	D. Bohling	CB	F. Julian
FB	B. Mathis	S	C. Tharp

All AFL: Bob Mischak

## ***NEW YORK TITANS 1961 (7-7)***

**Head Coach:** Sammy Baugh

**Finish:** Third in AFL East

**Home Stadium:** Polo Grounds, Manhattan, NY

Date	W-L	Score	Opponents	Attendance
9/9	W	21-20	at Boston	16,684
9/17	L	31-41	at Buffalo	15,584
9/24	W	35-28	Denver	14,381
10/1	W	37-30	Boston	15,189
10/15	L	10-25	San Diego	25,136
10/22	L	10-27	at Denver	12,508
10/29	W	14-6	at Oakland	7,138
11/5	L	13-48	at San Diego	33,391
11/11	W	23-12	Oakland	16,311
11/19	L	13-49	at Houston	33,428
11/23	W	21-14	Buffalo	12,023
12/3	W	28-7	Dallas (AFL)	14,117
12/10	L	21-48	Houston	9,462
12/17	L	24-35	at Dallas (AFL)	12,500

## 1961 AFL STANDINGS

	Eastern Division			
Houston	10	3	1	.769
Boston	9	4	1	.692
Titans	7	7	0	.500
Buffalo	6	8	0	.429
	Western Division			
San Diego	12	2	0	.857
Dallas	6	8	0	.429
Denver	3	11	0	.214
Oakland	2	12	0	.143

AFL Championship:  
Houston 10, San Diego 3

### SCORE BY QUARTER

Titans	66	132	44	59	301
Opp.	99	86	103	106	399

## TEAM STATISTICS

	Titans	Opp.
Total First Downs	247	242
By Rushing	100	100
By Passing	126	121
By Penalty	21	21
Total Net Yards	4,065	4,677
Avg. per Game	290.4	334.1
Total Offensive Plays	927	907
Avg. per Play	4.4	5.2
Net Yards Rushing	1,678	1,880
Total Rushing Plays	426	414
Avg. per Rush	3.9	4.5
Avg. per Game	119.9	134.3
Net Yards Passing	2,387	2,797
Avg. per Game	170.5	199.8
Sacked/Yards Lost	41/346	31/247
Gross Yards Passing	2,733	3,044
Att./Completions	460/204	462/211
Completion Pct.	44.3	45.7
Had Intercepted	32	25
Punts/Avg.	74/41.8	70/42.4
Net Punting Avg.	74/37.9	70/35.8
Penalties/Yards	69/687	77/768
Fumbles/Lost	32/20	36/21
Touchdowns	40	50
Rushing	17	20
Passing	20	26
Returns	3	4

## RUSHING

Player	No	Yds	Avg	Lg	TD
Mathis	202	846	4.2	30	7
West	46	232	5.0	35	3
Dorow	54	317	5.9	40t	4
Christy	81	180	2.2	16	2
Brooks	15	55	3.7	9	0
Bohling	13	19	1.5	9	0
Renn	1	14	14.0	14	0
Shockley	5	9	1.8	9	0
Johnson	1	3	3.0	3	0
Apple	7	2	0.3	7	0
Scrabis	1	1	1.0	1t	1
<b>Titans</b>	<b>426</b>	<b>1,678</b>	<b>3.9</b>	<b>40t</b>	<b>17</b>
<b>Opp.</b>	<b>414</b>	<b>1,880</b>	<b>4.5</b>	<b>72t</b>	<b>20</b>

## RECEIVING

Player	No	Yds	Avg	Lg	TD
Powell	71	881	12.4	48t	5
Maynard	43	629	14.6	45t	8
Christy	29	521	18.0	68	1
Renn	18	268	14.9	67t	1
Cooper	15	208	13.9	35	4
West	8	104	13.0	37	0
Mathis	12	42	3.5	14	1
Bohling	3	34	11.3	27	0
Shockley	3	27	9.0	13	0
Johnson	1	32	32.0	32	0
O'Neil	1	-13	-13.0	-13	0
<b>Titans</b>	<b>204</b>	<b>2,733</b>	<b>13.4</b>	<b>68</b>	<b>20</b>
<b>Opp.</b>	<b>211</b>	<b>3,044</b>	<b>14.4</b>	<b>78t</b>	<b>26</b>

## INTERCEPTIONS

Player	No	Yds	Avg	Lg	TD
Bookman	6	33	5.5	17	0
Felt	4	88	22.0	55t	0
Riley	4	59	14.8	41	0
Bobo	4	57	14.3	26	0
Cooke	3	46	15.3	43	0
Grantham	1	30	30.0	30	1
Wren	1	2	2.0	2	0
Ames	1	0	0.0	0	0
Paulson	1	0	0.0	0	0
<b>Titans</b>	<b>25</b>	<b>315</b>	<b>12.6</b>	<b>55t</b>	<b>1</b>
<b>Opp.</b>	<b>32</b>	<b>670</b>	<b>20.9</b>	<b>99t</b>	<b>3</b>

## PUNTING

Player	No	Yds	Avg	Lg	Blk
Johnson	60	2,546	42.4	70	0
Wren	8	271	33.9	58	0
Bookman	6	275	45.8	60	0
<b>Titans</b>	<b>74</b>	<b>3,092</b>	<b>41.8</b>	<b>70</b>	<b>0</b>
<b>Opp.</b>	<b>65</b>	<b>2,971</b>	<b>42.4</b>	<b>77</b>	<b>0</b>

## PUNT RETURNS

Player	No	FC	Yds	Avg	Lg	TD
Christy	18	0	383	21.3	70t	2
Apple	2	0	12	6.0	10	0
Shockley	2	0	6	3.0	3	0
West	2	0	51	2.0	45	0
Cockrell	1	0	2	2.0	2	0
Maynard	1	0	9	9.0	9	0
<b>Titans</b>	<b>26</b>	<b>0</b>	<b>463</b>	<b>17.8</b>	<b>70t</b>	<b>2</b>
<b>Opp.</b>	<b>20</b>	<b>0</b>	<b>318</b>	<b>15.9</b>	<b>51</b>	<b>0</b>

**PASSING**

Player	Att	Cmp	Yards	Cmp%	Yds/Att	TD	TD%	Int	Int%	Lg	Rating
Dorow	438	197	2,651	45.0	6.50	19	4.30	30	6.8	68	50.7
Scrabis	21	7	82	33.0	3.90	1	4.80	2	9.5	35	22.4
Christy	1	0	0	0.0	0.00	0	0.00	0	0.0	0	39.6
<b>Titans</b>	<b>460</b>	<b>204</b>	<b>2,733</b>	<b>44.3</b>	<b>5.94</b>	<b>20</b>	<b>4.30</b>	<b>32</b>	<b>7.0</b>	<b>68</b>	<b>49.3</b>
<b>Opp.</b>	<b>462</b>	<b>211</b>	<b>3,044</b>	<b>45.7</b>	<b>6.59</b>	<b>26</b>	<b>5.60</b>	<b>25</b>	<b>5.4</b>	<b>78t</b>	<b>63.8</b>

## SCORING

Player	TD	Ru	Pa	Rt	PAT	FG	S	2pt	TP
Mathis	8	7	1	0	-	-	0	0	48
Maynard	8	0	8	0	-	-	0	0	48
Guesman	0	0	0	0	24/25	5/15	0	0	39
Christy	5	2	1	2	-	-	0	0	30
Powell	5	0	5	0	-	-	0	0	30
Cooper	4	0	4	0	-	0/1	0	0	24
Dorow	4	4	0	0	-	-	0	0	24
Shockley	0	0	0	0	13/13	3/7	0	0	22
West	3	3	0	0	-	-	0	0	18
Felt	1	0	0	1	-	-	0	0	6
Renn	1	0	1	0	-	-	0	0	6
Scrabis	1	1	0	0	-	-	0	0	6
<b>Titans</b>	<b>40</b>	<b>17</b>	<b>20</b>	<b>3</b>	<b>37/38</b>	<b>8/23</b>	<b>0</b>	<b>0</b>	<b>301</b>
<b>Opp.</b>	<b>50</b>	<b>20</b>	<b>26</b>	<b>4</b>	<b>46/48</b>	<b>14/27</b>	<b>0</b>	<b>1</b>	<b>390</b>

Two Point Conversions: Titans 0-1, Opponents: 1-2.

## KICK RETURNS

Player	No	Yds	Avg	Lg	TD
Christy	15	360	24.0	60	2
West	6	115	19.2	25	0
Renn	10	201	20.1	35	0
Brooks	8	111	13.9	25	0
Shockley	6	128	21.3	25	0
Johnson	5	84	16.8	21	0
Ellis	3	25	8.3	13	0
Saidock	2	26	13.0	19	0
Walsh	2	15	7.5	15	0
Apple	1	16	16.0	16	0
Budrewicz	1	0	0.0	0	0
Cooper	1	0	0.0	0	0
Fields	1	19	19.0	19	0
Hynes	1	18	18.0	18	0
<b>Titans</b>	<b>66</b>	<b>1,213</b>	<b>18.4</b>	<b>60</b>	<b>0</b>
<b>Opp.</b>	<b>51</b>	<b>1,084</b>	<b>21.3</b>	<b>93t</b>	<b>1</b>

## FIELD GOALS

Player	1-19	20-29	30-39	40-49	50+
Guesman	2/3	1/5	1/3	1/3	0/0
Shockley	1/1	1/1	1/3	0/2	0/0
Cooper	0/0	0/0	0/0	0/1	0/0
Titans	3/4	2/6	2/6	1/6	0/0
Opp.	3/3	6/9	5/9	0/4	0/1

Guesman: ( ) (16G,42N) ( ) ( ) ( ) (31N,14B) ( )  
(22G,40G,18G) ( ) (37N,24N) (29N,24N) ( ) (45N,39G,  
28N)

Shockley: ( ) ( ) ( ) (26G) (49N,41N,31G) (34N,18G,37N) ( )  
( ) ( ) ( ) ( ) ( ) ( )

Cooper: ( ) ( ) ( ) ( ) ( ) ( ) (42N) ( ) ( ) ( ) ( ) ( ) ( )

Opponents: (27G,32G,32N) (12G,28G)(37N)(34G,30G,  
22N,16G,46B) (20G) (47N,33G,22G)(33N,25G,32G)(47N)  
(15G) (46N,29N,24B,27G) (40N)

## USUAL STARTERS

Offense		Defense	
SE	A. Powell	LE	N. Mumley
LT	J. Klotz	LT	T. Saidock
LG	B. Mischak	RT	D. Guesman
C	M. Hudock	RE	S. Youngelman
RG	J. McMullan	LB	E. Cooke
RT	G. Cockrell	LB	H. Bobo
TE	T. Cooper	LB	L. Grantham
FL	D. Maynard	LCB	J. Bookman
QB	A. Dorow	RCB	D. Felt
HB	D. Christy	S	D. Paulson
FB	B. Mathis	S	C. Tharp

**AFL All-Star Game:** QB Al Dorow, S Dick Felt, RB Bill Mathis, G Bob Mischak

**Coaching Staff:** John Dell Isola, Defensive Line; John Steber, Offensive Line; Hugh “Bones” Taylor, Offensive Ends/Defensive Backs

## ***NEW YORK TITANS 1962 (5-9)***

**Head Coach:** Clyde “Bulldog” Turner

**Finish:** Fourth in AFL East**Home Stadium:** Polo Grounds, Manhattan, NY

Date	W-L	Score	Opponents	Attendance
9/9	W	28-17	at Oakland	12,893
9/16	L	14-40	at San Diego	22,003
9/22	W	17-6	at Buffalo	24,024
9/30	L	10-32	Denver	5,729
10/6	L	14-43	Boston	4,719
10/14	L	17-56	at Houston	20,650
10/21	L	17-20	at Dallas (AFL)	17,814
10/28	W	23-3	San Diego	7,175
11/4	W	31-21	Oakland	4,728
11/11	L	31-52	Dallas (AFL)	5,974
11/22	W	46-45	at Denver	15,776
11/30	L	17-24	at Boston	20,015
12/8	L	3-20	Buffalo	4,011
12/15	L	10-44	Houston	3,828

## 1962 AFL STANDINGS

	Eastern Division			
Houston	11	3	0	.786
Boston	9	4	1	.692
Buffalo	7	6	1	.538
Titans	5	9	0	.357
	Western Division			
Dallas	11	3	0	.786
Denver	7	7	0	.500
San Diego	4	10	0	.286
Oakland	1	13	0	.071

### AFL Championship:

Dallas 20, Houston 17 (OT)

### SCORE BY QUARTER

Titans	65	73	95	45	278
Opp.	72	124	110	117	423

## TEAM STATISTICS

	Titans	Opp.
Total First Downs	206	253
By Rushing	60	103
By Passing	131	122
By Penalty	15	28
Total Net Yards	3,955	4,655
Avg. per Game	282.5	332.5
Total Offensive Plays	876	906
Avg. per Play	4.5	5.1
Net Yards Rushing	1,213	2,049
Total Rushing Plays	317	453
Avg. per Rush	3.8	4.5
Avg. per Game	86.6	146.4
Net Yards Passing	2,742	2,606
Avg. per Game	195.9	186.1
Sacked/Yards Lost	54/419	36/323
Gross Yards Passing	3,161	2,929
Att./Completions	505/242	417/194
Completion Pct.	47.9	46.5
Had Intercepted	35	29
Punts/Avg.	77/41.6	70/37.9
Punt Return/Avg.	25/11.9	30/9.8
Penalties/Yards	84/771	73/717
Fumbles/Lost	35/20	30/16
Touchdowns	34	52
Rushing	9	19
Passing	20	28
Returns	5	5

## RUSHING

Player	No	Yds	Avg	Lg	TD
Christy	114	535	4.7	47	3
Mathis	71	245	3.5	41	3
Johnson	26	114	4.4	25	0
Flowers	21	78	3.7	14	0
Grosscup	8	62	7.8	18	0
Tiller	31	43	1.4	25	0
Green	17	35	2.1	8	3
Stephens, H.	6	33	5.5	14	0
Fowler	5	27	5.4	19	0
West	9	16	1.7	7	0
Songin	4	11	2.7	10	0
Look	2	9	4.5	8	0
Kovec	3	5	1.6	3	0
<b>Titans</b>	<b>317</b>	<b>1,213</b>	<b>3.8</b>	<b>47</b>	<b>9</b>
<b>Opp.</b>	<b>453</b>	<b>2,049</b>	<b>4.5</b>	<b>64t</b>	<b>19</b>

## RECEIVING

Player	No	Yds	Avg	Lg	TD
Powell	64	1,130	17.7	80t	8
Christy	62	538	8.7	41	3
Maynard	56	1,041	18.6	86t	8
Johnson	14	62	4.4	12	0
Tiller	13	108	8.3	19	0
Cooper	12	122	10.2	25	1
Flowers	7	55	7.9	14	0
Richards	6	69	11.5	22	0
Mathis	6	32	5.3	14	0
Kovac	1	3	3.0	3	0
West	1	1	1.0	1	0
<b>Titans</b>	<b>242</b>	<b>3,161</b>	<b>13.1</b>	<b>86t</b>	<b>20</b>
<b>Opp.</b>	<b>194</b>	<b>2,929</b>	<b>15.1</b>	<b>78t</b>	<b>19</b>

## INTERCEPTIONS

Player	No	Yds	Avg	Lg	TD
Riley	11	122	11.1	30	0
Fontes	4	145	36.3	83t	1
Atkins	4	30	7.5	17	0
Paulson	3	0	0.0	0	0
Grantham	2	2	1.0	2	0
Hynes	2	2	1.0	2	0
Kovac	1	21	21.0	21	0
Cooke	1	20	20.0	20	0
Bobo	1	14	14.0	14	0
<b>Titans</b>	<b>29</b>	<b>356</b>	<b>12.3</b>	<b>83t</b>	<b>1</b>
<b>Opp.</b>	<b>35</b>	<b>544</b>	<b>15.5</b>	<b>59t</b>	<b>3</b>

## PUNTING

Player	No	Yds	Avg	Lg	Blk
Johnson	50	1,998	40.0	62	0
Atkins	21	969	46.1	63	1
Green	3	121	40.3	55	0
Paulson	3	113	37.7	48	0
<b>Titans</b>	<b>77</b>	<b>3,201</b>	<b>41.6</b>	<b>63</b>	<b>0</b>
<b>Opp.</b>	<b>70</b>	<b>2,652</b>	<b>37.9</b>	<b>66</b>	<b>1</b>

## PUNT RETURNS

Player	No	FC	Yds	Avg	Lg	TD
Christy	15	0	250	16.7	73t	2
Tiller	9	0	47	5.2	20	0
West	1	0	0	0.0	0	0
<b>Titans</b>	<b>25</b>	<b>0</b>	<b>297</b>	<b>11.9</b>	<b>73t</b>	<b>2</b>
<b>Opp.</b>	<b>30</b>	<b>0</b>	<b>295</b>	<b>9.8</b>	<b>45</b>	<b>0</b>

## PASSING

Player	Att	Cmp	Yards	Cmp%	Y
Green, J.	258	128	1,741	49.6	
Grosscup	126	57	855	45.2	
Songin	90	42	442	46.7	
Stephens	22	15	123	68.2	
Christy	6	0	0	0.0	
Scrabis	2	0	0	0.0	
Look	1	0	0	0.0	
<b>Titans</b>	<b>505</b>	<b>242</b>	<b>3,161</b>	<b>47.9</b>	
<b>Opp.</b>	<b>417</b>	<b>194</b>	<b>2,929</b>	<b>46.5</b>	

## SCORING

Player	TD	Ru	Pa	Rt	PAT	FG	S	2pt	TP
Shockley	0	0	0	0	29/30	13/26	0	0	68
Christy	8	3	3	2	-	-	0	0	48
Maynard	8	0	3	0	-	-	0	0	48
Powell	8	0	8	0	-	-	0	0	48
Green	3	3	0	0	-	-	0	0	18
Mathis	3	3	0	0	-	-	0	0	18
Cooper	1	0	1	0	-	-	0	1	8
Cooke	1	0	0	0	-	-	0	0	6
Fontes	1	0	0	1	-	-	0	0	6
Graham	1	0	0	1	-	-	0	0	6
Guesman	0	0	0	0	2/2	0/1	0	0	2
<b>Titans</b>	<b>34</b>	<b>9</b>	<b>20</b>	<b>5</b>	<b>31/32</b>	<b>13/27</b>	<b>0</b>	<b>1</b>	<b>278</b>
<b>Opp.</b>	<b>52</b>	<b>19</b>	<b>28</b>	<b>5</b>	<b>46/51</b>	<b>21/31</b>	<b>0</b>	<b>1</b>	<b>423</b>

Two Point Conversions: Titans 1-2. Opponents: 1-1.

## KICK RETURNS

Player	No	Yds	Avg	Lg	TD
Christy	38	824	21.7	43	0
Tiller	22	462	21.0	40	0
Kovac	4	72	18.0	23	0
Shockley	3	73	24.3	32	0
West	3	131	43.7	68	0
Cooper	1	3	3.0	3	0
Fournet	1	0	0.0	0	0
Johnson	1	14	14.0	14	0
Titans	73	1,579	21.6	68	0
Opp.	46	1,194	26.0	103t	1

## FIELD GOALS

Player	1-19	20-29	30-39	40-49	50+
Shockley	3/3	4/5	5/8	1/10	0/0
Guesman	0/0	0/0	0/0	0/2	0/0
Titans	3/3	4/5	5/8	1/12	0/0
Opp.	5/6	3/4	6/7	7/12	0/2

Shockley: () (48N,40B) (35G) (17G,22B) ()  
 (40G,38B) (34N,48N,10G,49N) (18G,42N) (28G,42N)  
 (39G,36G,32G,33B) (28G) (47N,47N,37G) (23G)  
 (29G,46N)  
 Guesman: () () (45N) () (44N) () () () () () () ()

Opponents: (25N,16N,33G 36N) (44G,30G)

() (12G,17G,26G,48G) (28G,12G,38G) (53N)  
(49N,42G,44N,33G) (43N,43G) (49N) (15G)  
(45G,8G,49G,52GN) (32G) (42G,27G)

## USUAL STARTERS

Offense		Defense	
WR	A. Powell	LDE	B. Watters
LT	J. Klotz	LDT	G. Strugar
LG	B. Mischak	RDT	D. Guesman
C	M. Hudock	RDE	L. Torczon
RG	S. Fournet	RLB	L. Grantham
RT	R. Ellis	MLB	H. Bobo
TE	T. Cooper	LLB	E. Cooke
WR	D. Maynard	LCB	D. Paulson
QB	J. Green	RCB	P. Hynes
RB	D. Christy	S	E. Kovac
FB	B. Mathis	S	L. Riley

**AFL All-Star Game:** RB Dick Christy, LB Larry Grantham, G Bob Mischak

Att	TD	TD%	Int	Int%	Lg	Rating
5	10	3.30	18	7.0	63t	55.4
9	8	6.30	8	6.3	86t	62.8
9	2	2.20	7	7.8	64t	36.4
9	0	0.00	0	0.0	26	82.2
9	0	0.00	0	0.0	0	39.6
9	0	0.00	1	50.0	0	39.6
9	0	0.00	1	100.0	0	0.0
6	20	4.00	35	6.9	86t	52.4
2	28	6.70	29	7.0	78t	63.5

**Coaching Staff:** John Dell Isola, Defensive Line; Hugh “Bones” Taylor, Offensive Ends/Defensive Backs; Ed Sprinkle, Defense

# NEW YORK JETS 1963 (5-8-1)

**Head Coach:** Weeb Ewbank

**Finish:** Fourth in AFL East

**Home Stadium:** Polo Grounds, Manhattan, NY

Date	W-L	Score	Opponents	Attendance
9/8	L	14-38	at Boston	24,120
9/22	W	24-17	Houston	9,336
9/28	W	10-7	Oakland	17,100
10/5	W	31-24	Boston	16,769
10/13	L	20-24	at San Diego	27,189
10/20	L	26-49	at Oakland	15,557
10/26	T	35-35	Denver	22,553
11/2	L	7-53	San Diego	20,798
11/10	L	27-31	at Houston	23,619
11/17	W	14-9	Denver	14,247
12/1	W	17-0	Kansas City	18,824
12/8	L	14-45	at Buffalo	20,222
12/14	L	10-19	Buffalo	6,526
12/22	L	0-48	at Kansas City	12,202

## 1963 AFL STANDINGS

Eastern Division				
Boston	7	6	1	.500
Buffalo	7	6	1	.500
Houston	6	8	0	.428
Jets	5	8	1	.385
Western Division				
San Diego	11	3	0	.786
Oakland	10	4	0	.714
Kansas City	5	7	2	.357
Denver	2	11	1	.142

AFL Championship:  
San Diego 51, Boston 10

## SCORE BY QUARTER

Jets	84	61	37	6	249
Opp.	103	79	95	122	399

## TEAM STATISTICS

	Jets	Opp.
Total First Downs	198	280
By Rushing	52	116
By Passing	121	147
By Penalty	25	17
Total Net Yards	3,510	5,167
Avg. per Game	250.7	369.1
Total Offensive Plays	821	900
Avg. per Play	4.3	5.7
Net Yards Rushing	978	2,129
Total Rushing Plays	306	460
Avg. per Rush	3.2	4.6
Avg. per Game	69.9	152.1
Net Yards Passing	2,532	3,038
Avg. per Game	180.9	217.0
Sacked/Yards Lost	35/298	23/180
Gross Yards Passing	2,830	3,218
Att./Completions	480/209	417/223
Completion Pct.	43.5	53.5
Had Intercepted	29	21
Punts/Avg.	71/42.7	56/42.9
Punt Return/Avg.	17/11.9	31/11.5
Net Punting Avg.	37.7	39.3
Penalties/Yards	55/650	85/935
Fumbles/Lost	22/15	26/15
Touchdowns	32	52
Rushing	8	25
Passing	21	26
Returns	3	1

## RUSHING

Player	No	Yds	Avg	Lg	TD
Smolinski	150	561	3.7	56	4
Mathis	107	268	2.5	16	1
Christy	26	88	3.4	13	1
Hall	9	24	2.7	12	1
D. Wood	7	17	2.4	11	1
Perkins	3	8	2.7	8	0
Johnson	2	6	3.0	5	0
Maynard	2	6	3.0	8	0
<b>Jets</b>	<b>306</b>	<b>978</b>	<b>3.2</b>	<b>56</b>	<b>8</b>
<b>Opp.</b>	<b>460</b>	<b>2,129</b>	<b>4.6</b>	<b>74t</b>	<b>25</b>

## RECEIVING

Player	No	Yds	Avg	Lg	TD
Turner	71	1,009	14.2	53	6
Maynard	38	780	20.5	73t	9
Smolinski	34	278	8.2	49t	1
Mackey	23	263	11.4	31	3
Mathis	18	177	9.8	33t	1
Gregory	9	90	10.0	16	0
Christy	8	73	9.1	13	0
Heeter	7	149	21.3	40	1
Johnson	1	11	11.0	11	0
<b>Jets</b>	<b>209</b>	<b>2,830</b>	<b>13.5</b>	<b>73t</b>	<b>21</b>
<b>Opp.</b>	<b>223</b>	<b>3,218</b>	<b>14.4</b>	<b>93t</b>	<b>26</b>

## INTERCEPTIONS

Player	No	Yds	Avg	Lg	TD
Paulson	6	114	19.0	47	0
Baird	6	31	5.2	26	0
Grantham	3	89	29.7	41	0
Washington	2	2	1.0	2	0
Price	1	15	15.0	15	0
Janerette	1	6	6.0	6	0
Stricker	1	6	6.0	6	0
Torczon	1	2	2.0	2	0
Starks	0	19	-	19	0
<b>Jets</b>	<b>21</b>	<b>284</b>	<b>13.5</b>	<b>47</b>	<b>0</b>
<b>Opp.</b>	<b>29</b>	<b>359</b>	<b>12.4</b>	<b>40</b>	<b>0</b>

## PUNTING

Player	No	Yds	Avg	Lg	Blk
Johnson	71	3,034	42.7	64	0
<b>Jets</b>	<b>71</b>	<b>3,034</b>	<b>42.7</b>	<b>64</b>	<b>0</b>
<b>Opp.</b>	<b>56</b>	<b>2,403</b>	<b>42.9</b>	<b>63</b>	<b>1</b>

## PUNT RETURNS

Player	No	FC	Yds	Avg	Lg	TD
Christy	9	0	46	5.1	13	0
Baird	4	0	143	35.8	93t	1
Starks	3	0	7	2.3	3	0
Maynard	1	0	6	6.0	6	0
<b>Jets</b>	<b>17</b>	<b>0</b>	<b>202</b>	<b>11.9</b>	<b>93t</b>	<b>1</b>
<b>Opp.</b>	<b>31</b>	<b>0</b>	<b>357</b>	<b>11.5</b>	<b>47</b>	<b>0</b>

## PASSING

Player	Att	Cmp	Yards	Cmp%	Yds/Att	TD	TD%	Int	Int%	Lg	Rating
D. Wood	352	160	2,204	45.5	6.26	18	5.10	19	5.4	60t	60.6
Hall	118	45	611	38.1	5.18	3	2.50	9	7.6	73t	32.1
Green	6	2	10	33.3	1.67	0	0.00	1	16.7	6	2.8
Chelbek	4	2	5	50.0	1.25	0	0.00	0	0.0	4	56.3
<b>Jets</b>	<b>480</b>	<b>209</b>	<b>2,830</b>	<b>43.5</b>	<b>5.90</b>	<b>21</b>	<b>4.40</b>	<b>29</b>	<b>6.0</b>	<b>73t</b>	<b>52.3</b>
<b>Opp.</b>	<b>417</b>	<b>223</b>	<b>3,218</b>	<b>53.5</b>	<b>7.72</b>	<b>26</b>	<b>6.20</b>	<b>21</b>	<b>5.0</b>	<b>93t</b>	<b>78.6</b>

**Coaching Staff:** Clive Rush, Offense; Jack Donaldson, Defensive Line; Chuck Knox, Offensive Line; Walt Michaels, Defensive Backfield

## SCORING

Player	TD	Ru	Pa	Rt	PAT	FG	S	2pt	TP
J. Turner	0	0	0	0	31/31	20/34	0	0	91
Maynard	14	0	14	0	-	-	0	0	84
Mathis	6	5	1	0	-	-	0	0	36
Snell	4	4	0	0	-	-	0	0	24
Carson	2	2	0	0	-	-	0	0	12
Sauer	2	0	2	0	-	-	0	0	12
B. Turner	2	0	2	0	-	-	0	0	12
Mackey	1	0	1	0	-	-	0	1	8
Johnson	1	0	1	0	-	-	0	0	6
<b>Jets</b>	<b>32</b>	<b>11</b>	<b>21</b>	<b>0</b>	<b>31/31</b>	<b>20/34</b>	<b>0</b>	<b>1</b>	<b>285</b>
<b>Opp.</b>	<b>52</b>	<b>25</b>	<b>26</b>	<b>1</b>	<b>48/50</b>	<b>11/24</b>	<b>0</b>	<b>2</b>	<b>399</b>

Two Point Conversions: Jets 1-1, Opponents 0-2

## KICK RETURNS

Player	No	Yds	Avg	Lg	TD
Christy	22	545	24.8	71	0
Starks	19	336	17.7	30	0
Turner	14	299	21.4	49	0
Johnson	8	117	14.6	26	0
Perkins	4	55	13.8	18	0
Stricker	4	90	22.5	30	0
Mackey	1	0	0.0	0	0
Mathis	1	11	11.0	11	0
Smolinski	1	10	10.0	10	0
<b>Jets</b>	<b>74</b>	<b>1,463</b>	<b>19.8</b>	<b>71</b>	<b>0</b>
<b>Opp.</b>	<b>50</b>	<b>1,147</b>	<b>22.9</b>	<b>52</b>	<b>0</b>

## FIELD GOALS

Player	1-19	20-29	30-39	40-49	50+
Guesman	2/3	0/0	5/10	1/8	1/3
Jets	2/3	0/0	5/10	1/8	1/3
Opp.	4/5	1/2	5/6	1/10	0/1

Guesman: (39N) (30G) (35G,44N,32N) (36G,38N) (47N,44G,13N,32G) (51G,16G) ( ) (49N,42N) (40N) (54N,52N) (45N,45N,32G) (36N) (17G,34N) ( )

Opponents: (47N,31G,44N) (44N,37G) (41N) (45N,36G) (28G,26N) ( ) (43N) (18G) (47N,32G) (15G,15N,49G,33G) (45N,52N) (13G,37N) (13G) (47N))

## USUAL STARTERS

Offense			Defense		
WR	B. Turner		LE	B. Waters	
LT	J. Klotz		LT	C. Janerette	
LG	D. Ficca		RT	D. Guesman	
C	M. Hudock		RE	L. Torczon	
RG	S. DeLuca		LLB	J. Price	
RT	S. Plunkett		MLB	D. Yohn	
TE	D. Mackey		RLB	L. Grantham	
WR	D. Maynard		RCB	T. Stricker	
QB	D. Wood		LCB	M. Starks	
RB	D. Christy		LS	D. Paulson	
FB	M. Smolinski		RS	B. Baird	

**AFL All-Star Game:** RB Dick Christy, LB Larry Grantham, G Bob Mischak

# NEW YORK JETS 1964 (5-8-1)

**Head Coach:** Week Ewbank

**Finish:** Third in AFL East

**Home Stadium:** Shea Stadium, Queens, NY

Date	W-L	Score	Opponents	Attendance
9/12	W	30-6	Denver	44,497
9/27	L	10-26	at Boston	22,716
10/3	T	17-17	San Diego	50,222
10/10	W	35-13	Oakland	36,499
10/17	W	24-21	Houston	35,816
10/24	L	24-34	at Buffalo	39,621
10/31	W	35-14	Boston	45,033
11/8	L	7-20	Buffalo	61,929
11/15	L	16-20	at Denver	11,309
11/22	L	26-35	at Oakland	15,589
11/29	W	27-14	Kansas City	46,597
12/6	L	3-38	at San Diego	25,753
12/13	L	17-33	at Houston	16,225
12/20	L	7-24	at Kansas City	14,316

## 1964 AFL STANDINGS

Eastern Division				
Buffalo	12	2	0	.857
Boston	10	3	1	.769
Jets	5	8	1	.385
Houston	4	10	0	.286
Western Division				
San Diego	8	5	1	.615
Kansas City	7	7	0	.500
Oakland	5	7	2	.417
Denver	2	11	1	.154

AFL Championship:  
Buffalo 20, San Diego 7

## SCORE BY QUARTER

Jets	82	84	59	53	278
Opp.	40	77	96	102	315

## TEAM STATISTICS

	Titans	Opp.
Total First Downs	201	238
By Rushing	73	77
By Passing	108	147
By Penalty	20	14
Total Net Yards	3,889	4,916
Avg. per Game	277.8	351.1
Total Offensive Plays	862	911
Avg. per Play	4.5	5.4
Net Yards Rushing	1,452	1,675
Total Rushing Plays	384	410
Avg. per Rush	3.8	4.1
Avg. per Game	104.1	119.6
Net Yards Passing	2,432	3,241
Avg. per Game	173.7	231.5
Sacked/Yards Lost	27/262	28/231
Gross Yards Passing	2,694	3,472
Att./Completions	451/201	473/228
Completion Pct.	44.6	48.2
Had Intercepted	33	34
Punts/Avg.	79/41.3	71/40.5
Net Punting Avg.	79/34.4	71/35.1
Penalties/Yards	53/477	101/951
Fumbles/Lost	14/7	19/10
Touchdowns	34	39
Rushing	11	14
Passing	19	22
Returns	4	3

## RUSHING

Player	No	Yds	Avg	Lg	TD
Mathis	202	846	4.2	30	7
Snell	215	948	4.4	42	5
Mathis	105	305	2.9	31	4
Smolinski	34	117	3.4	19	1
Taliaferro	9	45	5.0	14	0
Johnson	6	22	3.7	8	0
Baird	1	8	8.0	8	0
Wood	9	6	0.7	6	1
Maynard	3	3	1.0	14	0
J. Turner	1	3	3.0	3	0
Liske	1	0	0.0	0	0
<b>Jets</b>	<b>384</b>	<b>1,457</b>	<b>3.8</b>	<b>42</b>	<b>11</b>
<b>Opp.</b>	<b>410</b>	<b>1,675</b>	<b>4.1</b>	<b>91t</b>	<b>14</b>

## RECEIVING

Player	No	Yds	Avg	Lg	TD
B. Turner	58	974	16.8	71t	9
Snell	56	393	7.0	41t	1
Maynard	46	847	18.4	68t	8
Mackey	14	213	15.2	35	0
Heeter	13	153	11.8	21	1
Evans	7	56	8.0	17	0
Mathis	4	39	9.8	15	0
Smolinski	3	19	6.3	12	0
<b>Jets</b>	<b>201</b>	<b>2,694</b>	<b>13.4</b>	<b>71t</b>	<b>19</b>
<b>Opp.</b>	<b>228</b>	<b>3,472</b>	<b>15.2</b>	<b>82t</b>	<b>22</b>

## INTERCEPTIONS

Player	No	Yds	Avg	Lg	TD
Paulson	12	157	13.1	42	1
Baird	8	130	16.3	54t	1
McDaniel	3	60	20.0	38t	1
Grantham	2	32	16.0	22	0
Baker	2	17	8.5	11	0
West	1	0	0.0	0	0
Torczone	1	40	40.0	40t	1
Starks	1	20	20.0	20	0
Rademacher	1	16	16.0	16	0
Johnston	1	3	3.0	3	0
Cummings	1	2	2.0	2	0
V. Turner	1	0	0.0	0	0
<b>Jets</b>	<b>34</b>	<b>477</b>	<b>14.0</b>	<b>54t</b>	<b>4</b>
<b>Opp.</b>	<b>33</b>	<b>448</b>	<b>13.6</b>	<b>50</b>	<b>1</b>

## PUNTING

Player	No	Yds	Avg	Net	Tb	Lg	Blk
Johnson	79	3,261	41.3	34.4	6	61	2
<b>Jets</b>	<b>79</b>	<b>3,261</b>	<b>41.3</b>	<b>34.4</b>	<b>6</b>	<b>61</b>	<b>2</b>
<b>Opp.</b>	<b>71</b>	<b>2,877</b>	<b>40.5</b>	<b>35.1</b>	<b>5</b>	<b>64</b>	<b>3</b>

## PUNT RETURNS

Player	No	Yds	Avg	Lg	TD
Baird	18	170	6.3	27	0
Paulson	8	34	3.4	12	0
Starks	5	36	12.0	27	0
Pashe	4	28	7.0	16	0
V. Turner	2	2	7.0	2	0
Rademacher	1	3	1.0	3	0
Rowley	0	10	-	10	0
<b>Jets</b>	<b>38</b>	<b>283</b>	<b>7.4</b>	<b>23</b>	<b>0</b>
<b>Opp.</b>	<b>43</b>	<b>426</b>	<b>9.9</b>	<b>54</b>	<b>1</b>

## PASSING

Player	Att	Cmp	Yards	Cmp%	Yds/Att	TD	TD%	Int	Int%	Lg	Sk/Yds	Rating
Wood	358	169	2,298	47.2	6.42	17	4.70	25	7.0	71t	18/39	54.9
Taliaferro	73	23	341	31.5	4.67	2	2.70	5	6.8	66t	9/123	28.4
Liske	18	9	55	50.0	3.06	0	0.00	2	11.1	27	0/0	16.9
Johnson	1	0	0	0.0	0.00	0	0.00	0	0.0	0	0/0	39.6
Snell	1	0	0	0.0	0.00	0	0.00	1	100.0	0	0/0	0
<b>Jets</b>	<b>451</b>	<b>201</b>	<b>2,694</b>	<b>44.6</b>	<b>5.97</b>	<b>19</b>	<b>4.2</b>	<b>33</b>	<b>7.3</b>	<b>71t</b>	<b>27/262</b>	<b>47.7</b>
<b>Opp.</b>	<b>473</b>	<b>228</b>	<b>3,472</b>	<b>48.2</b>	<b>7.34</b>	<b>22</b>	<b>4.7</b>	<b>34</b>	<b>7.2</b>	<b>82t</b>	<b>28/231</b>	<b>58.4</b>

**Coaching Staff:** Clive Rush, Offense; Jack Donaldson, Defensive Backfield; Chuck Knox, Offensive Line; Walt Michaels, Defensive Line

## SCORING

Player	TD	Ru	Pa	Rt	PAT	FG	S	2pt	TP
J. Turner	0	0	0	0	31/31	13/26	0	0	72
B. Turner	9	0	9	0	-	-	0	0	54
Maynard	8	0	8	0	-	-	0	0	48
Snell	6	5	1	0	-	-	0	0	36
Mathis	4	4	0	0	-	-	0	0	24
Baird	1	0	0	1	-	-	0	0	6
Heeter	1	0	1	0	-	-	0	0	6
McDaniel	1	0	0	1	-	-	0	0	6
Paulson	1	0	0	1	-	-	0	0	6
Smolinski	1	1	0	0	-	-	0	0	6
Torczone	1	0	0	1	-	-	0	0	6
Wood	1	1	0	0	-	-	0	0	6
Baker	0	0	0	0	-	-	1	0	2
<b>Jets</b>	<b>34</b>	<b>11</b>	<b>19</b>	<b>4</b>	<b>33/33</b>	<b>13/26</b>	<b>1</b>	<b>0</b>	<b>278</b>
<b>Opp.</b>	<b>39</b>	<b>14</b>	<b>22</b>	<b>3</b>	<b>36/38</b>	<b>15/27</b>	<b>0</b>	<b>0</b>	<b>315</b>

Two Point Conversions: Jets 0-1, Opponents 0-1

## KICK RETURNS

Player	No	Yds	Avg	Lg	TD
Christy	15	360	24.0	60	2
Evans	13	259	19.9	30	0
Baird	11	240	21.8	33	0
Snell	7	158	22.6	31	0
Starks	7	183	26.1	41	0
West	5	142	28.4	64	0
Johnson	3	43	14.3	17	0
Smolinski	2	19	9.5	15	0
Heeter	1	0	0.0	0	0
Johnston	1	19	19.0	19	0
Mathis	1	0	0.0	0	0
McCusker	1	0	0.0	0	0
Perreault	1	0	0.0	0	0
V. Turner	1	25	25.0	25	0
<b>Jets</b>	<b>54</b>	<b>1,088</b>	<b>20.1</b>	<b>64</b>	<b>0</b>
<b>Opp.</b>	<b>53</b>	<b>1,236</b>	<b>23.3</b>	<b>91</b>	<b>0</b>

## FIELD GOALS

Player	1-19	20-29	30-39	40-49	50+
J. Turner	4/4	2/4	5/8	1/7	1/3
<b>Jets</b>	<b>4/4</b>	<b>2/4</b>	<b>5/8</b>	<b>1/7</b>	<b>1/3</b>
<b>Opp.</b>	<b>3/5</b>	<b>3/4</b>	<b>5-8</b>	<b>4/9</b>	<b>0/2</b>

J. Turner: (11G,27G,21G) (40G,54N) (48B,34G,22B)

(48N,37N) (12G) (9G,46N) ( ) (36N) ( )

(50N,39G,15G,20B) (36G,36G) (37G) (50G,31B)

(40N,42N,41N)

Opponents: (32G,54N,17G,49N) (47G,26G,49N,41G,44N)

(47G,27B,40B) ( ) ( ) (37B,12G,31G) (30N) (47G,33G)

(13N,52N) ( ) ( ) (19G,16N) (20G,49N,31G) (28G)

## USUAL STARTERS

Offense				Defense			
WR	B. Turner	LE	B. Wilder	WR	B. Turner	LE	B. Wilder
LT	D. Hill	LT	P. Rochester	LT	D. Hill	LT	P. Rochester
LG	D. Ficca	RT	G. Holtz	LG	D. Ficca	RT	G. Holtz
C	M. Huddock	RE	L. Torczon	C	M. Huddock	RE	L. Torczon
RG	S. DeLuca	LLB	R. Baker	RG	S. DeLuca	LLB	R. Baker
RT	S. Plunkett	MLB	W. McDaniel	RT	S. Plunkett	MLB	W. McDaniel
TE	G. Heeter/D. Mackey	RLB	L. Grantham	TE	G. Heeter/D. Mackey	RLB	L. Grantham
WR	D. Maynard	LCB	W. West	WR	D. Maynard	LCB	W. West
QB	D. Wood	RCB	C. Washington	QB	D. Wood	RCB	C. Washington
RB	B. Mathis	LS	D. Paulson	RB	B. Mathis	LS	D. Paulson
FB	M. Snell	RS	B. Baird	FB	M. Snell	RS	B. Baird

**AFL All-Star Game:** LB Larry Grantham, T Winston Hill, S Dainard Paulson, T Sherman Plunkett, FB Matt Snell

# NEW YORK JETS 1965 (5-8-1)

**Head Coach:** Weeb Ewbank

**Finish:** Second in AFL East

**Home Stadium:** Shea Stadium, Queens, NY

Date	W-L	Score	Opponents	Attendance
9/12	L	21-27	at Houston	52,680
9/18	L	10-14	Kansas City	53,658
9/26	L	21-33	at Buffalo	45,056
10/3	L	13-16	at Denver	34,988
10/16	T	24-24	Oakland	59,890
10/23	L	9-34	San Diego	60,679
10/31	W	45-10	Denver	55,572
11/7	W	13-10	at Kansas City	25,523
11/14	W	30-20	at Boston	18,589
11/21	W	41-14	Houston	55,312
11/28	L	23-27	Boston	59,334
12/4	L	7-38	at San Diego	32,167
12/12	L	14-24	at Oakland	19,013
12/19	W	14-12	Buffalo	57,396

## 1965 AFL STANDINGS

Eastern Division				
Buffalo	10	3	1	.769
Jets	5	8	1	.385
Boston	4	8	2	.333
Houston	4	10	0	.286
Western Division				
San Diego	9	2	3	.818
Oakland	8	5	1	.615
Kansas City	7	5	2	.583
Denver	4	10	0	.286

AFL Championship:  
Buffalo 23, San Diego 0

## SCORE BY QUARTER

Jets	43	104	52	86	285
Opp.	26	105	71	101	303

## TEAM STATISTICS

	Jets	Opp.
Total First Downs	211	235
By Rushing	77	85
By Passing	120	136
By Penalty	14	14
Total Net Yards	4,081	4,228
Avg. per Game	291.5	302
Total Offensive Plays	843	925
Avg. per Play	4.8	4.6
Net Yards Rushing	1,492	1,566
Total Rushing Plays	366	431
Avg. per Rush	4.1	3.6
Avg. per Game	106.6	111.9
Net Yards Passing	2,589	2,662
Avg. per Game	184.9	190.1
Sacked/Yards Lost	17/162	22/238
Gross Yards Passing	2,751	2,900
Att./Completions	460/209	472/220
Completion Pct.	45.4	46.6
Had Intercepted	22	26
Punts/Avg.	72/45.3	78/39.8
Punt Return/Avg.	29/5.7	39/8.9
Net Punting Avg.	72/39.6	78/37.7
Penalties/Yards	58/684	77/865
Fumbles/Lost	16/10	18/11
Touchdowns	32	35
Rushing	11	10
Passing	21	22
Returns	0	3

## RUSHING

Player	No	Yds	Avg	Lg	TD
Snell	169	763	4.5	44	4
Mathis	147	604	4.1	79	5
Smolinski	24	59	2.5	14	0
Carson	7	25	3.6	15	2
Namath	8	19	2.4	14	0
McDaniel	1	13	13.0	13	0
Taliaferro	7	4	0.6	10	0
Johnson	2	3	1.5	2	0
Maynard	1	2	2.0	2	0
<b>Jets</b>	<b>366</b>	<b>1,492</b>	<b>4.1</b>	<b>79</b>	<b>11</b>
<b>Opp.</b>	<b>431</b>	<b>1,566</b>	<b>3.6</b>	<b>57t</b>	<b>10</b>

## RECEIVING

Player	No	Yds	Avg	Lg	TD
Maynard	68	1,218	17.9	56t	14
Snell	38	264	6.9	35	0
B. Turner	31	402	13.0	62	2
Sauer	29	301	10.4	33	2
Mathis	17	242	14.2	32	1
Mackey	16	255	15.9	47	1
Smolinski	6	25	4.2	12	0
Evans	2	24	12.0	17	0
Hetter	1	14	14.0	14	0
Johnson	1	6	6.0	6t	1
<b>Jets</b>	<b>209</b>	<b>2,751</b>	<b>13.2</b>	<b>62</b>	<b>21</b>
<b>Opp.</b>	<b>220</b>	<b>2,900</b>	<b>13.2</b>	<b>66</b>	<b>22</b>

## INTERCEPTIONS

Player	No	Yds	Avg	Lg	TD
Paulson	7	72	10.3	22	0
West	6	57	9.5	28	0
Baird	3	9	3.0	9	0
Baker	2	24	12.0	14	0
Abruzzese	2	13	6.5	13	0
Gordon	2	7	3.5	7	0
Biggs	1	44	44.0	44	0
McDaniel	1	7	7.0	7	0
Atkinson	1	2	2.0	2	0
Grantham	1	0	0.0	0	0
<b>Jets</b>	<b>26</b>	<b>235</b>	<b>9.0</b>	<b>44</b>	<b>0</b>
<b>Opp.</b>	<b>22</b>	<b>339</b>	<b>15.4</b>	<b>79t</b>	<b>2</b>

## PUNTING

Player	No	Yds	Avg	Net	Tb	Lg	Blk
Johnson	72	3,260	45.3	39.6	3	73	0
<b>Jets</b>	<b>72</b>	<b>3,260</b>	<b>45.3</b>	<b>39.6</b>	<b>3</b>	<b>73</b>	<b>0</b>
<b>Opp.</b>	<b>78</b>	<b>3,103</b>	<b>39.8</b>	<b>37.7</b>	<b>0</b>	<b>70</b>	<b>0</b>

## PUNT RETURNS

Player	No	FC	Yds	Avg	Lg	TD
Baird	14	0	88	6.3	23	0
West	10	0	34	3.4	9	0
Robinson	3	0	36	12.0	17	0
Carson	1	0	7	7.0	7	0
B. Turner	1	0	1	1.0	1	0
<b>Jets</b>	<b>29</b>	<b>0</b>	<b>166</b>	<b>5.7</b>	<b>23</b>	<b>0</b>
<b>Opp.</b>	<b>39</b>	<b>0</b>	<b>347</b>	<b>8.9</b>	<b>54</b>	<b>0</b>

## PASSING

Player	Att	Cmp	Yards	Cmp%	Yds/Att	TD	TD%	Int	Int%	Lg	Sk/Yds	Rating
Namath	340	164	2,220	48.2	6.53	18	5.30	15	4.4	62	-	68.8
Taliaferro	120	45	531	37.8	4.46	3	2.50	7	5.9	37	-	35.8
<b>Jets</b>	<b>460</b>	<b>209</b>	<b>2,751</b>	<b>45.4</b>	<b>5.98</b>	<b>21</b>	<b>4.6</b>	<b>4.6</b>	<b>4.8</b>	<b>62</b>	<b>17/162</b>	<b>60.3</b>
<b>Opp.</b>	<b>472</b>	<b>220</b>	<b>2,900</b>	<b>46.6</b>	<b>6.14</b>	<b>22</b>	<b>4.7</b>	<b>4.7</b>	<b>5.5</b>	<b>66</b>	<b>22/238</b>	<b>59.1</b>

## SCORING

Player	TD	Ru	Pa	Rt	PAT	FG	S	2pt	TP
J. Turner	0	0	0	0	31/31	20/34	0	0	91
Maynard	14	0	14	0	0	0	0	0	84
Mathis	6	5	1	0	0	0	0	0	36
Snell	4	4	0	0	0	0	0	0	24
Carson	2	2	0	0	0	0	0	0	12
Sauer	2	0	2	0	0	0	0	0	12
B. Turner	2	0	2	0	0	0	0	0	12
Mackey	1	0	1	0	0	0	0	1	8
Johnson	1	0	1	0	0	0	0	0	6
<b>Jets</b>	<b>32</b>	<b>11</b>	<b>21</b>	<b>0</b>	<b>31/31</b>	<b>20/34</b>	<b>0</b>	<b>1</b>	<b>285</b>
<b>Opp.</b>	<b>35</b>	<b>10</b>	<b>22</b>	<b>3</b>	<b>33/33</b>	<b>20/34</b>	<b>0</b>	<b>0</b>	<b>303</b>

Two Point Conversions: Jets 1-1, Opponents 0-2

## KICK RETURNS

Player	No	Yds	Avg	Lg	TD
Christy	15	360	24.0	60	2
B. Turner	18	402	22.3	32	0
Carson	14	311	22.2	30	0
Robinson	7	164	23.4	30	0
Smolinski	6	98	16.3	22	0
Baird	2	50	25.0	26	0
Abruzzese	1	16	16.0	16	0
Browning	1	31	31.0	31	0
DeFelice	1	0	0.0	0	0
Hudson	1	0	0.0	0	0
O'Mahoney	1	15	15.0	15	0
Paulson	1	0	0.0	0	0
Sauer	1	20	20.0	20	0
<b>Jets</b>	<b>54</b>	<b>1,107</b>	<b>20.5</b>	<b>32</b>	<b>0</b>
<b>Opp.</b>	<b>62</b>	<b>1,484</b>	<b>23.9</b>	<b>87t</b>	<b>1</b>

## FIELD GOALS

Player	1-19	20-29	30-39	40-49	50+
Guesman	2/3	1/5	1/3	1/3	0/0
J. Turner	9/9	5/7	2/3	4/12	0/1
<b>Jets</b>	<b>9/9</b>	<b>5/7</b>	<b>2/3</b>	<b>4/12</b>	<b>0/1</b>
<b>Opp.</b>	<b>4/4</b>	<b>7/10</b>	<b>8/11</b>	<b>0/7</b>	<b>1/2</b>

J. Turner: (26B) (47N,18G,41B,45N) (24G,23G) (47G,49G) (40N,31G) (12G,24G,48N,40G) (46G,44N,48N) (19G,24G) (16G,19G,14G) (18G,31G) (25N,14G,13G,26G) (52N,42N) (35N) ( )  
Opponents: (39G,8G) ( ) (53N,33G,22G,27G,9G) (49N,25G,31G,37G) (39N,38G,28N,42N) (20G,41N,19G)

## USUAL STARTERS

Offense				Defense			
WR	G. Sauer	LE	G. Philbin	WR	G. Sauer	LE	G. Philbin
LT	W. Hill	LT	P. Rochester	LT	W. Hill	LT	P. Rochester
LG	S. DeLuca	RT	J. Harris	LG	S. DeLuca	RT	J. Harris
C	J. Schmitt	RE	R. Baker	C	J. Schmitt	RE	R. Baker
RG	D. Herman	MLB	W. McDaniel	RG	D. Herman	MLB	W. McDaniel
RT	S. Plunkett	RLB	L. Grantham	RT	S. Plunkett	RLB	L. Grantham
TE	D. Mackey	LCB	B. Baird	TE	D. Mackey	LCB	B. Baird
WR	D. Maynard	RCB	C. Washington	WR	D. Maynard	RCB	C. Washington
QB	J. Namath	LS	D. Paulson	QB	J. Namath	LS	D. Paulson
RB	B. Mathis	RS	R. Abruzzese	RB	B. Mathis	RS	R. Abruzzese
FB	M. Snell			FB	M. Snell		

**AFL All-Star Game:** WR Don Maynard, QB Joe Namath, S Dainard Paulson

**Coaching Staff:** Clive Rush, Offense; Jack Donaldson, Defensive Line; Chuck Knox, Offensive Line; Walt Michaels, Defensive Backfield

# NEW YORK JETS 1966 (6-6-2)

**Head Coach:** Weeb Ewbank

**Finish:** Third in AFL East

**Home Stadium:** Shea Stadium, Queens, NY

Date	W-L	Score	Opponents	Attendance
9/9	W	19-14	at Miami	34,402
9/18	W	52-13	Houston	54,681
9/25	W	16-7	at Denver	29,878
10/2	T	24-24	at Boston	27,255
10/8	W	17-16	San Diego	63,497
10/16	L	0-24	at Houston	30,823
10/23	L	21-24	Oakland	58,135
10/30	L	23-33	Buffalo	61,552
11/13	L	3-14	at Buffalo	45,738
11/20	W	30-13	Miami	58,664
11/27	L	24-32	Kansas City	60,318
12/3	T	28-28	at Oakland	32,144
12/11	L	27-42	at San Diego	25,712
12/17	W	38-28	Boston	58,921

## 1966 AFL STANDINGS

Eastern Division				
Buffalo	9	4	1	.692
Boston	8	4	2	.667
Jets	6	6	2	.500
Houston	3	11	0	.214
Miami	3	11	0	.214
Western Division				
Kansas City	11	2	1	.846
Oakland	8	5	1	.615
San Diego	7	6	1	.538
Denver	4	10	0	.286

**AFL Championship:**  
Kansas City 31, Buffalo 7

**Super Bowl I - Los Angeles**  
Green Bay 35, Kansas City 10

## SCORE BY QUARTER

Jets	59	64	80	119	322
Opp.	40	86	71	115	312

## TEAM STATISTICS

	Jets	Opp.
Total First Downs	254	231
By Rushing	81	81
By Passing	145	131
By Penalty	28	19
Total Net Yards	4,906	4,278
Avg. per Game	350.4	305.6
Total Offensive Plays	899	890
Avg. per Play	5.5	4.8
Net Yards Rushing	1,442	1,524
Total Rushing Plays	376	388
Avg. per Rush	3.8	3.9
Avg. per Game	103.0	108.9
Net Yards Passing	3,464	2,754
Avg. per Game	247.4	196.7
Sacked/Yards Lost	9/92	35/310
Gross Yards Passing	3,556	3,064
Att./Completions	514/251	467/212
Completion Pct.	48.8	45.4
Had Intercepted	29	21
Punts/Avg.	62/42.5	81/40.4
Punt Return/Avg.	36/7.2	24/5.8
Net Punting Avg.	62/38.3	81/35.7
Penalties/Yards	64/652	85/913
Fumbles/Lost	20/10	15/8
Touchdowns	38	37
Rushing	15	14
Passing	21	19
Returns	2	4

## RUSHING

Player	No	Yds	Avg	Lg	TD
Snell	178	644	3.6	25t	4
Boozzer	97	455	4.7	54	5
Mathis	72	208	2.9	23	2
Smolinski	21	69	3.3	21	2
Namath	6	42	7.0	39	2
Johnson	2	24	12.0	20	0
<b>Jets</b>	<b>376</b>	<b>1,442</b>	<b>3.8</b>	<b>54</b>	<b>15</b>
<b>Opp.</b>	<b>388</b>	<b>1,524</b>	<b>3.9</b>	<b>57</b>	<b>14</b>

## RECEIVING

Player	No	Yds	Avg	Lg	TD
Sauer	63	1,079	17.1	77t	5
Maynard	48	840	17.5	55t	5
Snell	48	346	7.2	25t	4
Lammons	41	565	13.8	60	4
Mathis	22	379	17.2	70t	1
Smolinski	11	74	6.7	24	1
Boozzer	8	133	16.6	26	0
B. Turner	7	115	16.4	42	0
Johnson	1	18	18.0	18t	1
Weir	1	4	4.0	4	0
Rademacher	1	3	3.0	3	0
<b>Jets</b>	<b>251</b>	<b>3,556</b>	<b>14.2</b>	<b>77t</b>	<b>21</b>
<b>Opp.</b>	<b>212</b>	<b>3,064</b>	<b>14.5</b>	<b>67t</b>	<b>19</b>

## INTERCEPTIONS

Player	No	Yds	Avg	Lg	TD
Sample	6	32	5.3	21	0
Baird	5	76	15.2	39t	1
Atkinson	4	48	12.0	26	0
Hudson	3	39	13.0	18	0
Abruzzese	2	9	4.5	9	0
Grantham	1	14	14.0	14	0
<b>Jets</b>	<b>21</b>	<b>218</b>	<b>10.4</b>	<b>39t</b>	<b>1</b>
<b>Opp.</b>	<b>29</b>	<b>297</b>	<b>10.2</b>	<b>47</b>	<b>2</b>

## PUNTING

Player	No	Yds	Avg	Net	Tb	Lg	Blk
Johnson	62	2,633	42.5	38.3	7	63	0
<b>Jets</b>	<b>62</b>	<b>2,633</b>	<b>42.5</b>	<b>38.3</b>	<b>7</b>	<b>63</b>	<b>0</b>
<b>Opp.</b>	<b>81</b>	<b>3,271</b>	<b>40.4</b>	<b>35.7</b>	<b>6</b>	<b>63</b>	<b>2</b>

## PUNT RETURNS

Player	No	FC	Yds	Avg	Lg	TD
B. Turner	10	10	60	6.0	16	0
Weir	8	0	48	6.0	24	0
Lewis	7	3	76	10.9	40	0
Baird	5	4	35	7.0	18	0
Christy	5	0	23	4.6	15	0
Hudson	1	0	17	18.0	18	0
<b>Jets</b>	<b>36</b>	<b>17</b>	<b>260</b>	<b>7.2</b>	<b>40</b>	<b>0</b>
<b>Opp.</b>	<b>24</b>	<b>16</b>	<b>121</b>	<b>5.0</b>	<b>15</b>	<b>0</b>

## PASSING

Player	Att	Cmp	Yards	Cmp%	Yds/Att	TD	TD%	Int	Int%	Lg	Rating
Namath	471	232	3,379	49.3	7.17	19	4.00	27	5.7	77t	62.6
Taliaferro	41	19	177	46.3	4.32	2	4.90	2	4.9	21	54.6
Hudson	1	0	0	0.0	0.00	0	0.00	0	0.0	0	39.6
Snell	1	0	0	0.0	0.00	0	0.00	0	0.0	0	39.6
<b>Jets</b>	<b>514</b>	<b>251</b>	<b>3,556</b>	<b>48.8</b>	<b>6.92</b>	<b>21</b>	<b>4.1</b>	<b>29</b>	<b>5.6</b>	<b>77t</b>	<b>61.7</b>
<b>Opp.</b>	<b>467</b>	<b>212</b>	<b>3,064</b>	<b>45.4</b>	<b>6.56</b>	<b>19</b>	<b>4.1</b>	<b>21</b>	<b>4.5</b>	<b>67t</b>	<b>62.1</b>

**Coaching Staff:** Clive Rush, Offense; Jack Donaldson, Defensive Backfield; Chuck Knox, Offensive Line; Walt Michaels, Defensive Line

## SCORING

Player	TD	Ru	Pa	Rt	PAT	FG	S	2pt	TP
J. Turner	0	0	0	0	34/36	18/36	0	0	88
Snell	8	4	4	0	-	-	0	0	48
Boozzer	6	5	0	1	-	-	0	0	36
Sauer	5	0	5	0	-	-	0	0	32
Maynard	5	0	5	0	-	-	0	0	30
Lammons	4	0	4	0	-	-	0	0	24
Mathis	3	2	1	0	-	-	0	0	18
Smolinski	3	2	1	0	-	-	0	0	18
Namath	2	2	0	0	-	-	0	0	12
Johnson	1	0	1	1	-	-	0	0	6
Baird	1	0	0	0	-	-	0	0	6
Biggs	0	0	0	0	-	-	1	0	2
Taliaferro	0	0	0	0	-	-	0	1	2
<b>Jets</b>	<b>38</b>	<b>15</b>	<b>21</b>	<b>21</b>	<b>34/36</b>	<b>18/36</b>	<b>1</b>	<b>1</b>	<b>322</b>
<b>Opp.</b>	<b>37</b>	<b>14</b>	<b>19</b>	<b>19</b>	<b>34/36</b>	<b>18/28</b>	<b>0</b>	<b>0</b>	<b>312</b>

Two Point Conversions: Jets 1, Opponents 0

## KICK RETURNS

Player	No	Yds	Avg	Lg	TD
Boozzer	26	659	25.3	96t	1
Christy	10	203	20.3	30	0
Smolinski	6	59	9.8	15	0
Weir	6	121	20.2	25	0
Gray	5	77	15.4	22	0
Lewis	5	121	24.2	46	0
B. Turner	2	50	25.0	26	0
Johnson	1	4	4.0	4	0
Wilder	1	6	6.0	6	0
<b>Jets</b>	<b>62</b>	<b>1,300</b>	<b>21.0</b>	<b>96t</b>	<b>1</b>
<b>Opp.</b>	<b>57</b>	<b>1,368</b>	<b>24.0</b>	<b>95t</b>	<b>1</b>

## FIELD GOALS

Player	1-19	20-29	30-39	40-49	50+
J. Turner	8/8	15/20	6/11	5/9	0/1
Jets	8/8	15/20	6/11	5/9	0/1
Opp.	2/3	2/3	4/6	1/2	0/3

J. Turner: (43N,45G,8N) (32G)  
(33N,46N,46N,40G,24G,35G) (48N,38N,30N,17G)  
(33G) (27N,49N) (45N,28N) (28G,49N)  
(49N,43G,35B) (46N,10G,26G,18G,45N) (18G,29B)  
(9G,36G) (36G,30G) (12G)

Opponents: ( ) (48G,50G) (51N,17G)  
(14G,17G,42G,50N,40N,30N,21N) (8G) (32G)  
(36G,10G,38G,17G) ( ) (31G,20G) (32G,15G,47G,33G)  
(37N,34B) (45N) (47N)

## USUAL STARTERS

Offense		Defense	
WR	G. Sauer	LE	G. Philbin
LT	W. Hill	LT	P. Rochester
LG	S. DeLuca	RT	J. Harris
C	J. Schmitt	RE	V. Biggs
RG	D. Herman	LLB	P. Crane
RT	S. Plunkett	MLB	A. Atkinson
TE	P. Lammons	RLB	L. Grantham
WR	D. Maynard	LCB	J. Sample
QB	J. Namath	RCB	C. Gordon
RB	E. Boozzer	LS	R. Abruzzese
FB	M. Snell	RS	J. Hudson

**AFL All-Star Game:** DE Verlon Biggs, RB Emerson Boozzer, LB Larry Grantham, T Shermon Plunkett, FB Matt Snell

# NEW YORK JETS 1967 (8-5-1)

**Head Coach:** Weeb Ewbank

**Finish:** Second in AFL East

**Home Stadium:** Shea Stadium, Queens, NY

Date	W-L	Score	Opponents	Attendance
9/10	L	17-20	at Buffalo	45,748
9/24	W	38-24	at Denver	35,565
10/1	W	29-7	Miami	61,240
10/7	W	27-14	Oakland	63,106
10/15	T	28-28	Houston	62,729
10/22	W	33-14	at Miami	30,049
10/29	W	30-23	Boston	62,784
11/5	L	18-42	at Kansas City	46,642
11/12	W	20-10	Buffalo	62,671
11/19	W	29-24	at Boston	26,790
12/3	L	24-33	Denver	61,615
12/10	L	7-21	Kansas City	62,891
12/17	L	29-38	at Oakland	53,011
12/24	W	42-31	at San Diego	34,580

## 1967 AFL STANDINGS

Eastern Division				
Houston	9	4	1	.692
Jets	8	5	1	.615
Buffalo	4	10	0	.286
Miami	4	10	0	.286
Boston	3	10	1	.231
Western Division				
Oakland	13	1	0	.929
Kansas City	9	5	0	.643
San Diego	8	5	1	.615
Denver	3	11	0	.214

## AFL Championship:

Oakland 40, Houston 7

## Super Bowl II - Miami

Green Bay 33, Oakland 14

## SCORE BY QUARTER

Jets	75	126	74	96	371
Opp.	40	104	95	90	329

## TEAM STATISTICS

	Jets	Opp.
Total First Downs	282	203
By Rushing	82	80
By Passing	180	111
By Penalty	20	12
Total Net Yards	5,152	3,775
Avg. per Game	368.0	269.6
Total Offensive Plays	932	849
Avg. per Play	5.5	4.4
Net Yards Rushing	1,307	1,633
Total Rushing Plays	389	386
Avg. per Rush	3.4	4.2
Avg. per Game	93.4	116.6
Net Yards Passing	3,845	2,142
Avg. per Game	274.6	153.0
Sacked/Yards Lost	28/238	39/347
Gross Yards Passing	4,128	2,489
Att./Completions	515/271	424/195
Completion Pct.	52.6	46.0
Had Intercepted	29	27
Punts/Avg.	65/42.1	79/43.2
Punt Return/Avg.	6.8	8.6
Net Punting Avg.	65/34.8	79/37.3
Penalties/Yards	64/691	67/717
Fumbles/Lost	15/8	24/6
Touchdowns	46	41
Rushing	17	14
Passing	27	20
Returns	2	7

## RUSHING

Player	No	Yds	Avg	Lg	TD
Boozar	119	442	3.7	48	10
Mathis	78	243	3.1	18	4
Smolinski	64	139	2.2	10	1
Snell	61	207	3.4	13	0
Joe	37	154	4.2	26	2
Haynes	16	72	4.5	14t	0
Namath	6	14	2.3	13	0
Maynard	4	18	4.5	7	0
Taliaferro	2	20	10.0	12	0
Schweickert	1	1	1.0	1	0
Sauer	1	-3	-3.0	-3	0
<b>Jets</b>	<b>389</b>	<b>1,307</b>	<b>3.4</b>	<b>48</b>	<b>17</b>
<b>Opp.</b>	<b>386</b>	<b>1,633</b>	<b>4.2</b>	<b>80t</b>	<b>14</b>

## RECEIVING

Player	No	Yds	Avg	Lg	TD
Sauer	75	1,189	15.9	61t	6
Maynard	71	1,434	20.2	75t	10
Lammons	45	515	11.4	61	2
Mathis	25	429	17.2	38	3
Smolinski	21	177	8.4	22	3
Boozar	12	205	17.1	49t	3
Snell	11	54	4.9	21	0
Joe	8	85	10.6	17	0
B. Turner	3	40	13.3	22	0
<b>Jets</b>	<b>271</b>	<b>4,128</b>	<b>15.2</b>	<b>75t</b>	<b>27</b>
<b>Opp.</b>	<b>195</b>	<b>2,489</b>	<b>12.8</b>	<b>72t</b>	<b>20</b>

## INTERCEPTIONS

Player	No	Yds	Avg	Lg	TD
Grantham	5	77	15.4	36	0
Atkinson	5	59	11.8	36	0
Beverly	4	54	13.5	28	0
Sample	4	53	13.3	41t	1
Hudson	4	38	9.5	18	0
Baird	3	27	9.0	17	0
Gordon	1	14	14.0	14	0
Baker	1	0	0.0	0	0
<b>Jets</b>	<b>27</b>	<b>322</b>	<b>11.9</b>	<b>41t</b>	<b>1</b>
<b>Opp.</b>	<b>29</b>	<b>711</b>	<b>24.5</b>	<b>77t</b>	<b>5</b>

## PUNTING

Player	No	Yds	Avg	Net	Tb	Lg	Blk
Johnson	65	2,734	42.1	34.8	8	60	0
<b>Jets</b>	<b>65</b>	<b>2,734</b>	<b>42.1</b>	<b>34.8</b>	<b>8</b>	<b>60</b>	<b>0</b>
<b>Opp.</b>	<b>79</b>	<b>3,412</b>	<b>43.2</b>	<b>37.3</b>	<b>7</b>	<b>70</b>	<b>0</b>

## PUNT RETURNS

Player	No	FC	Yds	Avg	Lg	TD
Baird	25	3	219	8.8	33	0
Christy	16	0	83	5.2	16	0
Lewis	7	0	24	3.4	11	0
<b>Jets</b>	<b>48</b>	<b>5</b>	<b>326</b>	<b>6.8</b>	<b>33</b>	<b>0</b>
<b>Opp.</b>	<b>36</b>	<b>9</b>	<b>311</b>	<b>8.6</b>	<b>72t</b>	<b>1</b>

## PASSING

Player	Att	Cmp	Yards	Cmp%	Yds/Att	TD	TD%	Int	Int%	Lg	Sk/Yds	Rating
Namath	491	258	4,007	52.5	8.16	26	5.30	28	5.7	75t	26/261	73.8
Taliaferro	20	11	96	55.0	4.80	1	5.00	1	5.0	20t	2/22	63.8
J. Turner	4	2	25	50.0	6.25	0	0.00	0	0.0	13	0/0	69.8
Jets	515	271	4,128	52.6	8.02	27	5.2	29	5.6	75t	28/283	73.3
Opp.	424	195	2,489	46.0	5.87	20	4.7	27	6.4	72t	39/347	54.1

**Coaching Staff:** Clive Rush, Offense; Jack Donaldson, Defensive Line; Ernie Zwahlen, Offensive Line; Walt Michaels, Defensive Backfield

## SCORING

Player	TD	Ru	Pa	Rt	PAT	FG	S	2pt	TP
J. Turner	0	0	0	0	36/39	17/32	0	0	87
Boozar	13	10	3	0	-	-	0	0	78
Maynard	10	0	10	0	-	-	0	1	62
Mathis	7	4	3	0	-	-	0	2	46
Sauer	6	0	6	0	-	-	0	1	38
Smolinski	4	1	3	0	-	-	0	0	24
Joe	2	2	0	0	-	-	0	0	12
Lammons	2	0	2	0	-	-	0	0	12
Namath	1	0	0	1	-	-	0	0	6
Sample	1	0	0	1	-	-	0	0	6
<b>Jets</b>	<b>46</b>	<b>17</b>	<b>27</b>	<b>2</b>	<b>36/39</b>	<b>17/32</b>	<b>0</b>	<b>0</b>	<b>371</b>
<b>Opp.</b>	<b>41</b>	<b>14</b>	<b>20</b>	<b>7</b>	<b>39/40</b>	<b>14/26</b>	<b>0</b>	<b>0</b>	<b>329</b>

Two Point Conversions: Jets 4-7. Opponents 1-1

## KICK RETURNS

Player	No	Yds	Avg	Lg	TD
Christy	23	521	22.7	33	0
Boozar	11	213	19.4	28	0
Brannan	9	204	22.7	47	0
Haynes	4	125	31.3	48	0
B. Turner	4	40	10.0	21	0
Lewis	1	22	22.0	22	0
McAdams	1	16	16.0	16	0
Smolinski	1	3	3.0	3	0
Wilder	1	0	0.0	0	0
<b>Jets</b>	<b>57</b>	<b>1,144</b>	<b>20.1</b>	<b>48</b>	<b>0</b>
<b>Opp.</b>	<b>64</b>	<b>1,387</b>	<b>21.7</b>	<b>50</b>	<b>0</b>

## FIELD GOALS

Player	1-19	20-29	30-39	40-49	50+
Johnson	6/9	6/11	3/5	2/7	0/0
<b>Jets</b>	<b>6/9</b>	<b>6/11</b>	<b>3/5</b>	<b>2/7</b>	<b>0/0</b>
<b>Opp.</b>	<b>4/4</b>	<b>2/2</b>	<b>3/5</b>	<b>4/10</b>	<b>1/5</b>

J. Turner: (32G,40N,35N,16N) (17G) (21N,19G) (10G,27G,34B,44N) (20G,25N,26G) (14G,21G,26G,41N,15N) (12G) (48G,14G,26N,29B) (40G,49N) (39G,29N) (46N) (15B) ( )

Opponents: (45B, 51G, 43G) (29G) (53N) (33N) (42N,52N) (46N) (14G,42G,33G) (25G, 32G, 44N, 51N) (17G, 36N, 48B) (14G) (43G,47G) (53N,48N) (36G) (13G)

## USUAL STARTERS

Offense		Defense	
WR	G. Sauer	LE	G. Philbin
LT	W. Hill	LT	P. Rochester
LG	R. Rasmussen	RT	J. Harris
C	J. Schmitt	RE	V. Biggs
RG	D. Herman	LLB	R. Baker
RT	S. Plunkett	MLB	A. Atkinson
TE	P. Lammons	RLB	L. Grantham
WR	D. Maynard	LCB	J. Sample
QB	J. Namath	RCB	R. Beverly
RB	E. Boozar	LS	J. Hudson
FB	M. Snell	RS	B. Baird

**AFL All-Star Game:** DE Verlon Biggs, LB Larry Grantham, T Winston Hill, TE Pete Lammons, WR Don Maynard, QB Joe Namath, WR George Sauer

# NEW YORK JETS 1968 (11-3)

**Head Coach:** Weeb Ewbank

**Finish:** First in AFL East, Super Bowl III Champion

**Home Stadium:** Shea Stadium, Queens, NY

Date	W-L	Score	Opponents	Attendance
9/12	L	21-27	at Houston	52,680
9/15	W	20-19	at Kansas City	48,871
9/22	W	47-31	Boston	29,192
			(at Birmingham, AL)	
9/29	L	35-37	at Buffalo	38,044
10/5	W	23-20	San Diego	63,786
10/13	L	13-21	Denver	63,052
10/20	W	20-14	at Houston	51,710
10/27	W	48-14	Boston	62,351
11/3	W	25-21	Buffalo	61,452
11/10	W	26-7	Houston	60,242
11/17	L	32-43	at Oakland	53,318
11/24	W	37-15	at San Diego	51,175
12/11	W	35-17	Miami	61,766
12/8	W	27-14	Cincinnati	61,111
12/15	W	31-7	at Miami	32,843
POSTSEASON				
12/29	W	27-23	Oakland	62,627
1/12	W	16-7	Baltimore	75,402
			(at Miami)	

## 1968 AFL STANDINGS

Eastern Division				
Jets	11	3	0	.786
Houston	7	7	0	.500
Miami	5	8	1	.385
Boston	4	10	0	.286
Buffalo	1	12	1	.077
Western Division				
Oakland	12	2	0	.857
Kansas City	12	2	0	.857
San Diego	9	5	0	.643
Denver	5	9	0	.357
Cincinnati	3	11	0	.214

AFL Championship: Jets 27, Oakland 23  
Super Bowl III: - Miami, Jets 16, Baltimore 7

## SCORE BY QUARTER

Jets	103	113	64	139	419
Opp.	44	69	41	126	280

## TEAM STATISTICS

	Jets	Opp.
Total First Downs	249	178
By Rushing	80	59
By Passing	144	104
By Penalty	25	15
Total Net Yards	5,047	3,363
Avg. per Game	360.5	240.2
Total Offensive Plays	921	814
Avg. per Play	5.5	4.1
Net Yards Rushing	1,608	1,195
Total Rushing Plays	467	368
Avg. per Rush	3.4	3.2
Avg. per Game	114.9	85.4
Net Yards Passing	3,439	2,168
Avg. per Game	245.6	154.9
Sacked/Yards Lost	18/135	43/399
Gross Yards Passing	3,574	2,567
Att./Completions	436/217	403/187
Completion Pct.	49.8	46.4
Had Intercepted	19	28
Possession Avg.	42:51	17:09
Punts/Avg.	68/43.8	98/38.4
Punt Return/Avg.	7.9	14.0
Net Punting Avg.	68/32.4	98/33.9
Penalties/Yards	76/742	65/701
Fumbles/Lost	19/9	29/15
Touchdowns	45	36
Rushing	22	9
Passing	20	17
Returns	3	10

## RUSHING

Player	No	Yds	Avg	Lg	TD
Snell	179	747	4.2	60	6
Boozier	143	441	3.1	33	5
Mathis	74	208	2.8	16	5
Joe	42	186	4.4	32t	3
Smolinski	12	15	1.3	5	0
Parille	7	-2	-0.3	10	1
Namath	5	11	2.2	4	2
Sauer	2	21	10.5	15	0
Johnson	2	-6	-3.0	0	0
Rademacher	1	-13	-13.0	-13	0
<b>Jets</b>	<b>467</b>	<b>1,608</b>	<b>3.4</b>	<b>60</b>	<b>22</b>
<b>Opp.</b>	<b>368</b>	<b>1,195</b>	<b>3.2</b>	<b>67</b>	<b>9</b>

## RECEIVING

Player	No	Yds	Avg	Lg	TD
Sauer	66	1,141	17.3	43	3
Maynard	57	1,297	22.8	87t	10
Lammons	32	400	12.5	27t	3
Snell	16	105	6.6	39	1
Boozier	12	101	8.4	23	0
B. Turner	10	241	24.1	71	2
Mathis	9	149	16.6	31	1
Smolinski	6	40	6.7	19	0
Johnson	5	78	15.6	18	0
Joe	2	11	5.5	11	0
Rademacher	2	11	5.5	6	0
<b>Jets</b>	<b>217</b>	<b>3,574</b>	<b>16.5</b>	<b>87t</b>	<b>20</b>
<b>Opp.</b>	<b>187</b>	<b>2,567</b>	<b>13.7</b>	<b>87t</b>	<b>17</b>

## INTERCEPTIONS

Player	No	Yds	Avg	Lg	TD
Sample	7	88	12.6	39	1
Hudson	5	96	19.2	45	0
Beverly	4	127	31.8	68t	1
Baird	4	74	18.5	36t	0
Baker	3	31	10.3	20	0
Atkinson	2	24	12.0	22	0
Gordon	2	0	0.0	0	0
Christy	1	16	16.0	16	0
<b>Jets</b>	<b>28</b>	<b>456</b>	<b>16.3</b>	<b>68t</b>	<b>2</b>
<b>Opp.</b>	<b>19</b>	<b>455</b>	<b>23.9</b>	<b>100t</b>	<b>4</b>

## PUNTING

Player	No	Yds	Avg	Net	Tb	Lg	Blk
Johnson	68	2,977	43.8	32.4	12	65	1
<b>Jets</b>	<b>68</b>	<b>2,977</b>	<b>43.8</b>	<b>32.4</b>	<b>12</b>	<b>65</b>	<b>1</b>
<b>Opp.</b>	<b>98</b>	<b>3,766</b>	<b>38.4</b>	<b>33.9</b>	<b>8</b>	<b>65</b>	<b>2</b>

## PUNT RETURNS

Player	No	FC	Yds	Avg	Lg	TD
Baird	18	6	111	6.2	20	0
Christy	13	1	116	8.9	39	0
Richards	4	7	57	14.3	37	0
Philbin	1	0	2	2.0	2	0
<b>Jets</b>	<b>36</b>	<b>16</b>	<b>286</b>	<b>7.9</b>	<b>39</b>	<b>0</b>
<b>Opp.</b>	<b>38</b>	<b>8</b>	<b>531</b>	<b>14.0</b>	<b>95t</b>	<b>3</b>

## PASSING

Player	Att	Cmp	Yards	Cmp%	Yds/Att	TD	TD%	Int	Int%	Lg	Sk/Yds	Rating
Namath	380	187	3,147	49.2	8.28	15	3.9	17	4.5	87t	15/112	72.1
Parilli	55	29	401	52.7	7.29	5	9.1	2	3.6	40t	3/23	91.6
Snell	1	1	26	100.0	26.00	0	0.0	0	0.0	26	0/0	118.8
<b>Jets</b>	<b>436</b>	<b>217</b>	<b>3,574</b>	<b>49.8</b>	<b>8.2</b>	<b>20</b>	<b>4.6</b>	<b>19</b>	<b>4.4</b>	<b>87t</b>	<b>18/135</b>	<b>74.8</b>
<b>Opp.</b>	<b>403</b>	<b>187</b>	<b>2,567</b>	<b>46.4</b>	<b>6.37</b>	<b>17</b>	<b>4.2</b>	<b>28</b>	<b>6.9</b>	<b>87t</b>	<b>43/399</b>	<b>52.4</b>

**Coaching Staff:** Clive Rush, Offensive; Buddy Ryan, Defensive Line; Joe Spencer, Offensive Line; Walt Michaels, Linebackers/Defensive Backfield; George Sauer Sr., Offensive Backfield; Clyde Washington, Defensive Backfield

## SCORING

Player	TD	Ru	Pa	Rt	PAT	FG	S	2pt	TP
J. Turner	0	0	0	0	43/43	34/46	0	0	145
Maynard	10	0	10	0	-	-	0	0	60
Snell	7	6	1	0	-	-	0	0	42
Mathis	6	5	1	0	-	-	0	1	38
Boozier	5	5	0	0	-	-	0	0	30
Joe	3	3	0	0	-	-	0	0	18
Lammons	3	0	3	0	-	-	0	0	18
Sauer	3	0	3	0	-	-	0	0	18
Namath	2	2	0	0	-	-	0	0	12
B. Turner	2	0	2	0	-	-	0	0	12
Beverly	1	0	0	1	-	-	0	0	6
Parilli	1	1	0	0	-	-	0	0	6
Sample	1	0	0	1	-	-	0	0	6
Smolinski	1	0	0	1	-	-	0	0	6
Crane	0	0	0	0	-	-	1	0	2
<b>Jets</b>	<b>45</b>	<b>22</b>	<b>20</b>	<b>3</b>	<b>43/43</b>	<b>34/46</b>	<b>1</b>	<b>1</b>	<b>419</b>
<b>Opp.</b>	<b>36</b>	<b>9</b>	<b>17</b>	<b>10</b>	<b>33/34</b>	<b>9/17</b>	<b>0</b>	<b>2</b>	<b>280</b>

Two Point Conversions: Jets 1-2. Opponents 2-2

## KICK RETURNS

Player	No	Yds	Avg	Lg	TD
Christy	25	599	24.0	87	0
B. Turner	14	319	22.8	36	0
Snell	3	28	9.3	15	0
D'Amato	1	32	32.0	32	0
Smolinski	1	17	17.0	17	0
Neidert	1	0	0.0	0	0
Rademacher	1	0	0.0	0	0
<b>Jets</b>	<b>46</b>	<b>995</b>	<b>21.6</b>	<b>87</b>	<b>0</b>
<b>Opp.</b>	<b>82</b>	<b>1,664</b>	<b>20.3</b>	<b>63</b>	<b>0</b>

## FIELD GOALS

Player	1-19	20-29	30-39	40-49	50+
J. Turner	8/8	15/20	6/11	5/9	0/1
<b>Jets</b>	<b>8/8</b>	<b>15/20</b>	<b>6/11</b>	<b>5/9</b>	<b>0/1</b>
<b>Opp.</b>	<b>2/3</b>	<b>2/3</b>	<b>4/6</b>	<b>1/2</b>	<b>0/3</b>

J. Turner: (38N, 22G, 42G) (30G, 27G, 27G, 48G) (37N) (39N, 26G, 45G, 11G) (29G, 24G) (12G) (12G, 23G) (47B, 26N, 32G, 9G, 32G, 27G, 35G, 27G, 35G, 27G) (20N, 14G, 32G, 28G, 21G) (33N, 44G, 18G, 12G, 26G) (46N, 48N, 18G, 12G, 26G) (46N, 48N, 13G, 20G, 23G) (27N, 51N) (35G, 22G) (47N, 49G)

Opponents: (53N, 33G, 18G, 21G, 28G) (31G) (35G, 41G, 37G) (50N) (41N) (21N) (21N) ( ) (32N) ( ) (50N) ( ) (15G) (32N) (14N)

## USUAL STARTERS

Offense		Defense	
WR	G. Sauer	LE	G. Philbin
LT	W. Hill	LT	P. Rochester/ C.
LG	B. Talamini/		McAdams
	R. Rasmussen	RT	J. Elliott
C	J. Schmitt	RE	V. Biggs
RG	D. Herman	LLB	R. Baker
RT	S. Walton	MLB	A. Atkinson
TE	P. Lammons	RLB	L. Grantham
WR	D. Maynard	LCB	J. Sample
QB	J. Namath	RCB	R. Beverly
RB	E. Boozier	LS	J. Hudson
FB	M. Snell	RS	B. Baird

**AFL All-Star Game:** LB Al Atkinson, DE Verlon Biggs, RB Emerson Boozier, DT John Elliott, G Dave Herman, T Winston Hill, WR Don Maynard, QB Joe Namath, DE Gerry Philbin, WR George Sauer, K Jim Turner

# NEW YORK JETS 1969 (10-4)

**Head Coach:** Weeb Ewbank

**Finish:** First in AFL East

**Home Stadium:** Shea Stadium, Queens, NY

Date	W-L	Score	Opponents	Attendance
9/14	W	33-19	at Buffalo	46,165
9/21	L	19-21	at Denver	50,583
9/28	L	27-34	at San Diego	54,042
10/5	W	23-14	at Boston	25,584
10/12	W	21-7	at Cincinnati	27,927
10/20	W	26-17	Houston	63,841
10/26	W	23-17	Boston	62,298
11/2	W	34-31	Miami	61,761
11/9	W	16-6	Buffalo	62,680
11/16	L	16-34	Kansas City	63,849
11/23	W	40-7	Cincinnati	62,128
11/30	L	14-27	Oakland	63,865
12/6	W	34-26	at Houston	57,923
12/14	W	27-9	at Miami	48,108

## POSTSEASON

12/20	L	6-13	Kansas City	62,977
-------	---	------	-------------	--------

## 1969 AFL STANDINGS

Eastern Division				
Jets	10	4	0	.714
Houston	6	6	2	.500
Boston	4	10	0	.286
Buffalo	4	10	0	.286
Miami	3	10	1	.231
Western Division				
Oakland	12	1	1	.923
Kansas City	11	3	0	.786
San Diego	8	6	0	.571
Denver	5	8	1	.385
Cincinnati	4	9	1	.308

**Divisional:** Kansas City 13, Jets 6 / Oakland 56, Houston 7

**AFL Championship:** Kansas City 17, Oakland 7

**Super Bowl IV:** - New Orleans Kansas City 23, Minnesota 7

## SCORE BY QUARTER

Jets	86	109	61	97	353
Opp.	44	106	42	77	269

## TEAM STATISTICS

	Jets	Opp.
Total First Downs	252	229
By Rushing	98	63
By Passing	130	151
By Penalty	24	15
Total Net Yards	4,583	4,082
Avg. per Game	327.4	291.6
Total Offensive Plays	879	822
Avg. per Play	5.2	5.0
Net Yards Rushing	1,782	1,326
Total Rushing Plays	469	343
Avg. per Rush	3.8	3.9
Avg. per Game	127.3	94.7
Net Yards Passing	2,801	2,756
Avg. per Game	200.1	196.9
Sacked/Yards Lost	16/138	42/330
Gross Yards Passing	2,939	3,086
Att./Completions	394/203	437/232
Completion Pct.	51.5	53.1
Had Intercepted	20	29
Possession Avg.	34:17	25:43
Punts/Avg..	56/44.3	69/39.8
Punt Return/Avg.	158/24:00	10
Net Punting Avg.	56/37.5	69/34.7
Penalties/Yards	61/725	69/788
Fumbles/Lost	19/13	25/16
Touchdowns	37	32
Rushing	14	7
Passing	21	22
Returns	2	3

## RUSHING

Player	No	Yds	Avg	Lg	TD
Snell	191	695	3.6	34	4
Boozier	130	604	4.6	50	4
Mathis	96	355	3.7	27	4
White	28	88	3.1	10	0
Namath	11	33	3.0	16	2
Woodall	4	13	3.3	14	0
Parilli	3	4	1.3	2	0
Nock	3	-5	-1.7	4	0
Sauer	1	5	5.0	5	0
B. Turner	1	-4	-4.0	-4	0
Maynard	1	-6	-6.0	-6	0
<b>Jets</b>	<b>469</b>	<b>1,782</b>	<b>3.8</b>	<b>50</b>	<b>14</b>
<b>Opp.</b>	<b>343</b>	<b>1,326</b>	<b>3.9</b>	<b>59</b>	<b>7</b>

## RECEIVING

Player	No	Yds	Avg	Lg	TD
Maynard	47	938	20.0	60t	6
Sauer	45	745	16.6	40t	8
Lammons	33	400	12.1	25	2
Snell	22	187	8.5	54	1
Boozier	20	222	11.1	29	0
Mathis	18	183	10.2	35	1
B. Turner	11	221	20.1	54t	3
Stewart	5	39	7.8	9	0
Dockery	1	6	6.0	6	0
White	1	-2	-2.0	-2	0
<b>Jets</b>	<b>203</b>	<b>2,939</b>	<b>14.5</b>	<b>60t</b>	<b>21</b>
<b>Opp.</b>	<b>232</b>	<b>3,086</b>	<b>13.3</b>	<b>55</b>	<b>22</b>

## INTERCEPTIONS

Player	No	Yds	Avg	Lg	TD
Dockery	5	98	19.6	35	0
Baird	5	10	2.0	7	0
Gordon	4	23	5.8	20	0
Crane	3	63	21.0	27	1
Richards	3	48	16.0	37	0
Beverly	2	37	18.5	37	0
Hudson	2	22	11.0	22	0
Atkinson	2	4	2.0	4	0
Battle	1	25	25.0	25	0
Philbin	1	18	18.0	18	0
Baker	1	0	0.0	0	0
<b>Jets</b>	<b>29</b>	<b>348</b>	<b>12.0</b>	<b>37</b>	<b>1</b>
<b>Opp.</b>	<b>20</b>	<b>380</b>	<b>19.0</b>	<b>51t</b>	<b>2</b>

## PUNTING

Player	No	Yds	Avg	Net	Tb	Lg	Blk
O'Neal	54	2,393	44.3	37.3	5	98	0
B. Turner	2	89	44.5	44.5	0	46	0
<b>Jets</b>	<b>56</b>	<b>2,482</b>	<b>44.3</b>	<b>37.5</b>	<b>5</b>	<b>98</b>	<b>0</b>
<b>Opp.</b>	<b>69</b>	<b>2,748</b>	<b>39.8</b>	<b>34.7</b>	<b>5</b>	<b>61</b>	<b>2</b>

## PUNT RETURNS

Player	No	FC	Yds	Avg	Lg	TD
Battle	34	4	235	6.9	22	0
Baird	4	2	21	5.3	7	0
Leonard	1	0	0	0.0	0	0
<b>Jets</b>	<b>39</b>	<b>6</b>	<b>256</b>	<b>6.6</b>	<b>22</b>	<b>0</b>
<b>Opp.</b>	<b>28</b>	<b>11</b>	<b>280</b>	<b>10.0</b>	<b>52</b>	<b>0</b>

## PASSING

Player	Att	Cmp	Yards	Cmp%	Yds/Att	TD	TD%	Int	Int%	Lg	Sk/Yds	Rating
Namath	361	185	2,734	51.2	7.57	19	5.3	17	4.7	60t	13/117	74.3
Parilli	24	14	138	58.3	5.75	2	8.3	1	4.2	29	0/0	85.1
Woodall	9	4	67	44.4	7.44	0	0.0	2	22.2	35	3/21	30.6
<b>Jets</b>	<b>394</b>	<b>203</b>	<b>2,939</b>	<b>51.5</b>	<b>7.46</b>	<b>21</b>	<b>5.3</b>	<b>20</b>	<b>5.1</b>	<b>60t</b>	<b>16/138</b>	<b>72.7</b>
<b>Opp.</b>	<b>437</b>	<b>232</b>	<b>3,086</b>	<b>53.1</b>	<b>7.06</b>	<b>22</b>	<b>5.0</b>	<b>29</b>	<b>6.6</b>	<b>55</b>	<b>42/330</b>	<b>64.9</b>

**Coaching Staff:** Walt Michaels, Linebackers/Defensive Backfield; Joe Spencer, Offensive Line; Buddy Ryan, Defensive Line; Ken Meyers, Receivers

## SCORING

Player	TD	Ru	Pa	Rt	PAT	FG	S	2pt	TP
J. Turner	0	0	0	0	33/33	32/47	0	0	129
Sauer	8	0	8	0	-	-	0	0	48
Maynard	6	0	6	0	-	-	0	1	38
Mathis	5	4	1	0	-	-	0	0	30
Snell	5	4	1	0	-	-	0	0	30
Boozier	4	4	0	0	-	-	0	0	24
B. Turner	3	0	3	0	-	-	0	0	18
Crane	2	0	0	2	-	-	0	0	12
Lammons	2	0	2	0	-	-	0	0	12
Namath	2	2	0	0	-	-	0	0	12
<b>Jets</b>	<b>37</b>	<b>14</b>	<b>21</b>	<b>2</b>	<b>33/33</b>	<b>32/47</b>	<b>0</b>	<b>1</b>	<b>353</b>
<b>Opp.</b>	<b>32</b>	<b>7</b>	<b>22</b>	<b>3</b>	<b>28/28</b>	<b>15/27</b>	<b>0</b>	<b>2</b>	<b>269</b>

Two Point Conversions: Jets 1-4, Opponents 2-4

## KICK RETURNS

Player	No	Yds	Avg	Lg	TD
Battle	31	750	24.4	45	0
Leonard	7	120	17.1	23	0
B. Turner	3	74	24.7	28	0
Richards	2	36	18.0	20	0
White	1	5	5.0	5	0
Carroll	1	0	0.0	0	0
Sauer	1	0	0.0	0	0
<b>Jets</b>	<b>46</b>	<b>985</b>	<b>21.4</b>	<b>45</b>	<b>0</b>
<b>Opp.</b>	<b>72</b>	<b>1,669</b>	<b>23.2</b>	<b>56</b>	<b>0</b>

## FIELD GOALS

Player	1-19	20-29	30-39	40-49	50+
J. Turner	10/11	7/8	7/10	7/15	1/3
<b>Jets</b>	<b>10/11</b>	<b>7/8</b>	<b>7/10</b>	<b>7/15</b>	<b>1/3</b>
<b>Opp.</b>	<b>2/3</b>	<b>8/9</b>	<b>4/6</b>	<b>1/7</b>	<b>0/2</b>

J. Turner: (45N,9G,26G,41G,21G) (15G,49G) (48N,47G,37G) (34N,16G,24G,13G) (42N,48N) (45N,17G,48G,45G,21G) (37N,38G,32G,13G) (38N,14G,36G) (47N,37G,25G,47G) (52N,10G) (29G, 41G, 50G, 17G) (52N, 45N,48B) (10N,10G,38G) (29, 30G, 27G)

Opponents: (35G,10G) (51N) (37N,42G,27G) ( ) (51N,47N) (35N,12G) (49N,39G) (22G) (28N,43N,13B, 20G,29G) (21G,38G) ( )

## USUAL STARTERS

Offense		Defense	
WR	G. Sauer	LE	G. Philbin
LT	W. Hill	LT	W. Hill
LG	R. Rasmussen	RT	J. Elliott
C	J. Schmitt	RE	V. Biggs
RG	D. Herman	LLB	R. Baker
RT	R. Finnie	MLB	A. Atkinson
TE	P. Lammons	RLB	L. Grantham
WR	D. Maynard	LCB	J. Dockery
QB	J. Namath	RCB	C. Gordon
RB	E. Boozier	LS	J. Richards
FB	M. Snell	RS	B. Baird

**AFL All-Star Game:** DT John Elliott LB Larry Grantham, G Dave Herman, T Winston Hill, WR Don Maynard, QB Joe Namath, DE Gerry Philbin WR Gerge Sauer, FB Matt Snell, K Jim Turner

# NEW YORK JETS 1970 (4-10)

**Head Coach:** Weeb Ewbank

**Finish:** Third in AFL East

**Home Stadium:** Shea Stadium, Queens, NY

Date	W-L	Score	Opponents	Attendance
9/21	L	21-31	at Cleveland	85,703
9/27	W	31-21	at Boston	36,040
10/4	L	31-34	at Buffalo	46,206
10/10	L	6-20	Miami	62,712
10/18	L	22-29	Baltimore	63,301
10/25	L	6-10	Buffalo	62,712
11/1	L	10-22	New York Giants	63,903
11/8	L	17-21	at Pittsburgh	50,028
11/15	W	31-20	at Los Angeles	76,378
11/22	W	17-3	Boston	61,822
11/29	W	20-10	Minnesota	62,333
12/6	L	13-14	Oakland	62,905
12/13	L	10-16	at Miami	75,099
12/19	L	20-35	at Baltimore	60,240

## 1970 AFC EAST STANDING

Baltimore	11	2	1	.846
Miami	10	4	0	.714
Jets	4	10	0	.286
Buffalo	3	10	1	.231
Boston	2	12	0	.143

## SCORE BY QUARTER

Jets	56	74	82	43	255
Opp.	52	63	86	85	286

## TEAM STATISTICS

	Jets	Opp.
Total First Downs	230	216
By Rushing	90	65
By Passing	122	122
By Penalty	18	29
Third Down: Md/Att.	74/210	69/191
Third Down: Eff.	35.2	36.1
Fourth Down: Md/Att.	0/0	1/1
Fourth Down: Eff.	-	100
Total Net Yards	3,960	3,655
Avg. per Game	282.9	261.1
Total Offensive Plays	884	826
Avg. per Play	4.5	4.4
Net Yards Rushing	1,653	1,283
Total Rushing Plays	463	408
Avg. per Rush	3.6	3.1
Avg. per Game	118.1	91.6
Net Yards Passing	2,307	2,372
Avg. per Game	164.8	169.4
Sacked/Yards Lost	35/285	35/308
Gross Yards Passing	2,592	2,680
Att./Completions	386/193	383/165
Completion Pct.	50	43.1
Had Intercepted	22	23
Punts/Avg.	73/40.1	68/38.9
Punt Return/Avg.	5.8	9.0
Net Punting Avg.	73/33.2	68/35.5
Penalties/Yards	88/1,022	70/655
Fumbles/Lost	20/11	22/11
Touchdowns	28	33
Rushing	11	7
Passing	14	20
Returns	3	6

## RUSHING

Player	No	Yds	Avg	Lg	TD
Boozier	139	581	4.2	27	5
Nock	135	402	3.0	19	5
White	70	215	3.1	16	0
Snell	64	281	4.4	19	1
Woodall	28	110	3.9	27	0
Mercein	20	44	2.2	10	0
Davis	2	11	5.5	10	0
Bell	2	-7	-3.5	0	0
O'Neal	1	16	16.0	16	0
Turner	1	1	1.0	1	0
Namath	1	-1	-1.0	-1	0
<b>Jets</b>	<b>463</b>	<b>1,653</b>	<b>3.6</b>	<b>27</b>	<b>11</b>
<b>Opp.</b>	<b>408</b>	<b>1,283</b>	<b>3.1</b>	<b>40</b>	<b>7</b>

## RECEIVING

Player	No	Yds	Avg	Lg	TD
Maynard	31	525	16.9	47	0
Sauer	31	510	16.5	67	4
Boozier	28	258	9.2	33	0
Lammons	25	316	12.6	30	2
Bell	21	246	11.7	26	2
Caster	19	393	20.7	72t	3
Nock	18	146	8.1	21	1
White	12	125	10.4	19	1
Mercin	3	27	9.0	15t	1
Snell	2	26	13.0	27	0
McClain	1	11	11.0	11	0
Stewart	1	7	7.0	7	0
Battle	1	2	2.0	2	0
<b>Jets</b>	<b>193</b>	<b>2,592</b>	<b>13.4</b>	<b>72t</b>	<b>14</b>
<b>Opp.</b>	<b>165</b>	<b>2,680</b>	<b>16.2</b>	<b>51</b>	<b>20</b>

## INTERCEPTIONS

Player	No	Yds	Avg	Lg	TD
Hicks	8	99	12.4	35	0
Grantham	3	51	17.0	41t	1
Atkinson	3	50	16.7	32	0
Holloman	3	11	3.7	8	0
Thomas	2	46	23.0	36t	1
Tannen	2	16	8.0	16	0
Baker	2	8	4.0	8	0
<b>Jets</b>	<b>23</b>	<b>281</b>	<b>12.2</b>	<b>41t</b>	<b>2</b>
<b>Opp.</b>	<b>22</b>	<b>397</b>	<b>18.0</b>	<b>42</b>	<b>3</b>

## PUNTING

Player	No	Yds	Avg	Net	Tb	Lg	Blk
O'Neal	73	2,925	40.1	33.2	6	64	1
<b>Jets</b>	<b>73</b>	<b>2,925</b>	<b>40.1</b>	<b>33.2</b>	<b>6</b>	<b>64</b>	<b>1</b>
<b>Opp.</b>	<b>68</b>	<b>2,646</b>	<b>38.9</b>	<b>35.5</b>	<b>4</b>	<b>65</b>	<b>1</b>

## PUNT RETURNS

Player	No	FC	Yds	Avg	Lg	TD
Battle	19	15	117	6.2	21	0
Bell	7	5	33	4.7	12	0
<b>Jets</b>	<b>26</b>	<b>20</b>	<b>150</b>	<b>5.8</b>	<b>21</b>	<b>0</b>
<b>Opp.</b>	<b>42</b>	<b>16</b>	<b>380</b>	<b>9.0</b>	<b>62</b>	<b>0</b>

## PASSING

Player	Att	Cmp	Yards	Cmp%	Yds/Att	TD	TD%	Int	Int%	Lg	Sk/Yds	Rating
Woodall	188	96	1,265	51.1	6.73	9	4.8	9	4.8	67	29/222	68.7
Namath	179	90	1,259	50.3	7.03	5	2.8	12	6.7	72t	61/163	54.7
Davis	17	6	66	35.3	3.88	0	0	0	0	16	0/0	47.7
O'Neil	1	1	2	100	2	0	0	0	0	2	0/0	79.2
Bell	1	0	0	0	0	0	0	1	100	0	0/0	0
<b>Jets</b>	<b>386</b>	<b>193</b>	<b>2592</b>	<b>50</b>	<b>6.72</b>	<b>14</b>	<b>3.6</b>	<b>22</b>	<b>5.7</b>	<b>72t</b>	<b>35/285</b>	<b>60.1</b>
<b>Opp.</b>	<b>383</b>	<b>165</b>	<b>2680</b>	<b>43.1</b>	<b>7</b>	<b>20</b>	<b>5.2</b>	<b>23</b>	<b>6</b>	<b>51</b>	<b>35/308</b>	<b>59.5</b>

## SCORING

Player	TD	Ru	Pa	Rt	PAT	FG	S	TP
J. Turner	0	0	0	0	28/28	19/35	0	85
Nock	6	5	1	0	-	-	0	36
Boozier	5	5	0	0	-	-	0	30
Sauer	4	0	4	0	-	-	0	24
Caster	3	0	3	0	-	-	0	18
Bell	2	0	2	0	-	-	0	12
Lammons	2	0	2	0	-	-	0	12
Grantham	1	0	0	1	-	-	0	6
Mercein	1	0	1	0	-	-	0	6
Snell	1	1	0	0	-	-	0	6
Tannen	1	0	0	1	-	-	0	6
Thomas	1	0	0	1	-	-	0	6
White	1	0	1	0	-	-	0	6
Elliott	0	0	0	0	-	-	1	2
<b>Jets</b>	<b>28</b>	<b>11</b>	<b>14</b>	<b>3</b>	<b>28/28</b>	<b>19/35</b>	<b>1255</b>	
<b>Opp.</b>	<b>33</b>	<b>7</b>	<b>20</b>	<b>6</b>	<b>32/33</b>	<b>18/32</b>	<b>1286</b>	

## KICK RETURNS

Player	No	Yds	Avg	Lg	TD
Battle	40	891	22.3	41	0
McClain	4	70	17.5	27	0
Mercein	4	32	8.0	20	0
Bell	3	61	20.3	28	0
Leonard	1	35	35.0	35	0
Nock	1	18	18.0	18	0
Caster	1	0	0.0	0	0
Onkotz	1	0	0.0	0	0
Tannen	1	-1	-1.0	-1	0
<b>Jets</b>	<b>56</b>	<b>1,106</b>	<b>19.8</b>	<b>41</b>	<b>0</b>
<b>Opp.</b>	<b>58</b>	<b>1,210</b>	<b>20.9</b>	<b>95</b>	<b>2</b>

## FIELD GOALS

Player	1-19	20-29	30-39	40-49	50+
J. Turner	2/2	8/9	7/11	2/10	0/3
Jets	2/2	8/9	7/11	2/10	0/3
Opp.	8/9	5/7	2/5	3/7	0/4

J. Turner: (50N) (25G) (32N,46N,45N,38N,44N,22G) (45B,17G,35G) (38N,46N,41G,42G) (50N,29G,33G) (31G) (17G) (39N,23G) (50N,43N,37G) (35G, 20G) (40N,40N,25N,32G,32G) (21G) (25G, 29G)

Opponents: (18N,27G) (40N) (10G,40G) (42N, 37G, 11G) (34N,28G,18G, 28G) (52N,46N,9G) (25G,37G) (44B) (30N,19G,15G) (50N,35N,9G) (28N, 51N,53N,43G) ( ) (40G,13G,21G) (28B)

## USUAL STARTERS

Offense				Defense			
WR	G. Sauer	LE	G. Philbin	WR	G. Sauer	LE	G. Philbin
LT	W. Hill	LT	M. Lomas	LT	W. Hill	LT	M. Lomas
LG	R. Rasmussen	RT	J. Elliott	LG	R. Rasmussen	RT	J. Elliott
C	J. Schmitt	RE	V. Biggs	C	J. Schmitt	RE	V. Biggs
RG	D. Herman	LLB	R. Baker	RG	D. Herman	LLB	R. Baker
RT	D. Foley	MLB	A. Atkinson	RT	D. Foley	MLB	A. Atkinson
TE	P. Lammons	RLB	L. Grantham	TE	P. Lammons	RLB	L. Grantham
WR	D. Maynard	LCB	S. Tannen	WR	D. Maynard	LCB	S. Tannen
QB	J. Namath / A.	RCB	E. Thomas	QB	J. Namath / A.	RCB	E. Thomas
Woodall		LS	G. Holloman	Woodall		LS	G. Holloman
RB	G. Nock	RS	W.K. Hicks	RB	G. Nock	RS	W.K. Hicks
FB	E. Boozier			FB	E. Boozier		

**AFL All-Star Game:** DT John Elliott, T Winston Hill

**Coaching Staff:** Walt Michaels, Linebackers and Defensive Backfield; Joe Spencer, Offensive Line; Buddy Ryan, Defensive Line; Ken Meyer, Recievers Coach

# NEW YORK JETS 1971 (6-8)

**Head Coach:** Weeb Ewbank

**Finish:** Fourth in AFL East

**Home Stadium:** Shea Stadium, Queens, NY

Date	W-L	Score	Opponents	Attendance
9/19	L	0-22	at Baltimore	56,458
9/27	L	10-17	at St. Louis	50,358
10/3	W	14-10	at Miami	70,670
10/10	L	0-20	at New England	61,357
10/17	W	28-17	Buffalo	61,948
10/24	L	14-30	Miami	62,130
10/31	L	21-49	at San Diego	44,786
11/7	W	13-10	Kansas City	62,812
11/14	L	13-14	Baltimore	63,947
11/21	W	20-7	at Buffalo	41,577
11/28	L	21-24	San Francisco	63,936
12/4	L	10-52	at Dallas	66,689
12/12	W	13-6	New England	63,175
12/19	W	35-21	Cincinnati	63,151

## 1971 AFC EAST STANDINGS

Miami	10	3	1	.769
Baltimore	10	4	0	.714
New England	6	8	0	.429
Jets	6	8	0	.429
Buffalo	1	13	0	.071

## SCORE BY QUARTER

Jets	45	65	45	57	212
Opp.	69	84	81	65	299

## TEAM STATISTICS

	Jets	Opp.
Total First Downs	202	235
By Rushing	115	118
By Passing	67	101
By Penalty	20	16
Third Down: Md/Att.	70/188	79/194
Third Down: Eff.	37.2	40.7
Fourth Down: Md/Att.	0/3	0/0
Fourth Down: Eff.	0.0	0.0
Total Net Yards	3,267	4,357
Avg. per Game	233.4	311.2
Total Offensive Plays	786	841
Avg. per Play	4.2	5.2
Net Yards Rushing	1,888	2,302
Total Rushing Plays	485	472
Avg. per Rush	3.9	4.9
Avg. per Game	134.9	164.4
Net Yards Passing	1,379	2,055
Avg. per Game	98.5	146.8
Sacked/Yards Lost	23/177	27/230
Gross Yards Passing	1,556	2,285
Att./Completions	278/119	342/163
Completion Pct.	42.8	47.7
Had Intercepted	16	13
Possession Avg.	30:00	25:43
Punts/Avg.	78/38.8	65/38.1
Punt Return/Avg.	6.2	8.8
Net Punting Avg.	78/33.4	65/34.5
Penalties/Yards	70/672	81/814
Fumbles/Lost	30/14	35/10
Touchdowns	27	37
Rushing	12	18
Passing	15	17
Returns	0	2

## RUSHING

Player	No	Yds	Avg	Lg	TD
Riggins	180	769	4.3	25	1
Boozier	188	618	3.3	19	5
Davis	18	154	8.6	24	1
Nock	48	137	2.9	17	3
McClain	12	108	9.0	63t	2
Harkey	20	62	3.1	10	0
Woodall	13	26	2.0	7	0
Caster	2	10	5.0	17	0
Maynard	1	2	2.0	2	0
Namath	3	-1	-0.3	1	0
<b>Jets</b>	<b>485</b>	<b>1,888</b>	<b>3.9</b>	<b>63t</b>	<b>12</b>
<b>Opp.</b>	<b>472</b>	<b>2,302</b>	<b>4.9</b>	<b>67t</b>	<b>18</b>

## RECEIVING

Player	No	Yds	Avg	Lg	TD
Riggins	36	231	6.4	32t	2
Caster	26	454	17.5	57t	6
Maynard	21	408	19.4	74t	2
Boozier	11	120	10.9	36	1
Lammons	8	149	18.6	27	1
Nock	6	44	7.3	19t	2
Bell	5	110	22.0	31	1
Harkey	5	28	5.6	10	0
Arthur	1	12	12.0	12	0
<b>Jets</b>	<b>119</b>	<b>1,556</b>	<b>13.1</b>	<b>74t</b>	<b>15</b>
<b>Opp.</b>	<b>163</b>	<b>2,285</b>	<b>14.0</b>	<b>51</b>	<b>17</b>

## INTERCEPTIONS

Player	No	Yds	Avg	Lg	TD
Hicks	4	46	11.5	26	0
Atkinson	2	19	9.5	17	0
Dockery	2	13	6.5	13	0
Hollomon	2	2	1.0	2	0
Wise	1	33	33.0	33	0
Crane	1	23	23.0	23	0
Grantham	1	0	0.0	0	0
<b>Jets</b>	<b>13</b>	<b>136</b>	<b>10.5</b>	<b>33</b>	<b>0</b>
<b>Opp.</b>	<b>16</b>	<b>279</b>	<b>17.4</b>	<b>57</b>	<b>1</b>

## PUNTING

Player	No	Yds	Avg	Net	Tb	Lg	Blk
O'Neal	78	3,026	38.8	33.4	3	58	0
<b>Jets</b>	<b>78</b>	<b>3,026</b>	<b>38.8</b>	<b>33.4</b>	<b>3</b>	<b>58</b>	<b>0</b>
<b>Opp.</b>	<b>65</b>	<b>2,477</b>	<b>38.1</b>	<b>34.5</b>	<b>4</b>	<b>60</b>	<b>3</b>

## PUNT RETURNS

Player	No	FC	Yds	Avg	Lg	TD
Farasopoulos	19	11	155	8.2	19	0
Studdard	4	1	3	0.8	3	0
Hicks	1	0	0	0.0	0	0
Bell	1	2	-3	-3.0	-3	0
<b>Jets</b>	<b>25</b>	<b>14</b>	<b>155</b>	<b>6.2</b>	<b>19</b>	<b>0</b>
<b>Opp.</b>	<b>41</b>	<b>21</b>	<b>359</b>	<b>8.8</b>	<b>65</b>	<b>0</b>

## PASSING

Player	Att	Cmp	Yards	Cmp%	Yds/Att	TD	TD%	Int	Int%	Lg	Sk/Yds	Rating
Davis	121	49	624	40.5	5.16	10	8.3	8	6.6	44	14/92	57.3
Namath	59	28	537	47.0	9.10	5	8.5	6	10.2	74t	0/0	68.2
Woodall	97	42	395	43.3	4.07	0	0.0	2	2.1	26	9/1	46.5
O'Neil	1	0	0	0.0	0.00	0	0.0	0	0.0	0	0/0	39.6
<b>Jets</b>	<b>278</b>	<b>119</b>	<b>1,556</b>	<b>5.60</b>	<b>5.6</b>	<b>15</b>	<b>5.4</b>	<b>16</b>	<b>5.8</b>	<b>74t</b>	<b>23/77</b>	<b>55.1</b>
<b>Opp.</b>	<b>342</b>	<b>163</b>	<b>2,285</b>	<b>6.68</b>	<b>6.68</b>	<b>17</b>	<b>5.0</b>	<b>13</b>	<b>3.8</b>	<b>51</b>	<b>27/230</b>	<b>70.4</b>

## SCORING

Player	TD	Ru	Pa	Rt	PAT	FG	S	TP
Howfield	0	0	0	0	25/26	8/19	0	49
Boozier	6	5	1	0	-	-	0	36
Caster	6	0	6	0	-	-	0	36
Nock	5	3	2	0	-	-	0	30
Riggins	3	1	2	0	-	-	0	18
Maynard	2	0	2	0	-	-	0	12
McClain	2	2	0	0	-	-	0	12
Bell	1	0	1	0	-	-	0	6
Davis	1	1	0	0	-	-	0	6
Lammons	1	0	1	0	-	-	0	6
Baker	0	0	0	0	-	-	0	1
<b>Jets</b>	<b>27</b>	<b>12</b>	<b>15</b>	<b>0</b>	<b>25/26</b>	<b>8/19</b>	<b>0</b>	<b>212</b>
<b>Opp.</b>	<b>37</b>	<b>18</b>	<b>17</b>	<b>2</b>	<b>34/35</b>	<b>14/25</b>	<b>0</b>	<b>299</b>

## KICK RETURNS

Player	No	Yds	Avg	Lg	TD
Farasopoulos	25	545	21.8	30	0
Studdard	15	329	21.9	37	0
Wise	8	210	26.3	41	0
Nock	5	71	14.2	35	0
Harkey	1	2	2.0	2	0
McClain	1	11	11.0	11	0
<b>Jets</b>	<b>55</b>	<b>1,168</b>	<b>21.2</b>	<b>41</b>	<b>0</b>
<b>Opp.</b>	<b>34</b>	<b>906</b>	<b>26.6</b>	<b>101t</b>	<b>1</b>

## FIELD GOALS

Player	1-19	20-29	30-39	40-49	50+
Howfield	1/1	1/3	5/7	1/7	0/1
<b>Jets</b>	<b>1/1</b>	<b>1/3</b>	<b>5/7</b>	<b>1/7</b>	<b>0/1</b>
<b>Opp.</b>	<b>3/3</b>	<b>4/5</b>	<b>3/5</b>	<b>3/10</b>	<b>1/2</b>

Howfield: ( ) (51N, 22N, 25G) (48N) ( ) (37N) (44N) ( ) (30G, 39G) (22B) (33N, 42N, 37G, 31G) (41N) (35G) (42N, 16G, 42G) (40N)

Opponents: (38G, 21G, 21G) (19G) (49N, 40N, 43G) (53N, 36N) (51G) (25G, 31G, 14G) ( ) (39N, 19G) ( ) (21N, 49N) (25G) (47N, 45G) (34G, 47G) (43N, 44N, 49N)

## USUAL STARTERS

Offense		Defense	
WR	R. Caster	LE	G. Philbin
LT	B. Svihus	LT	J. Little/R. Finnie
LG	R. Rasmussen	RT	C. Hinton
C	J. Schmitt	RE	M. Lomas
RG	D. Herman	LLB	R. Baker
RT	W. Hill	MLB	A. Atkinson
TE	P. Lammons	RLB	L. Grantham
WR	D. Maynard	LCB	J. Dockery
QB	J. Namath	RCB	E. Thomas
RB	E. Boozier	LS	P. Wise
FB	J. Riggins	RS	W.K. Hicks

**AFL All-Star Game:** T Winston Hill

**Coaching Staff:** Walt Michaels, Linebackers and Defensive Backfield; C. W. (Wimp) Hewgley, Offensive Line; Buddy Ryan, Defensive Line; Ken Meyer, Receivers Coach; Ed Biles, Talent Scout and Assistant Coach

# NEW YORK TITANS 1972 (7-7)

**Head Coach:** Weeb Ewbank

**Finish:** Second in AFL East

**Home Stadium:** Shea Stadium, Queens, NY

Date	W-L	Score	Opponents	Attendance
9/17	W	41-24	at Buffalo	46,206
9/24	W	44-34	at Baltimore	56,626
10/1	L	20-26	at Houston	51,423
10/8	L	17-27	Miami	63,841
10/15	W	41-13	at New England	60,999
10/22	W	24-20	Baltimore	62,948
10/29	W	34-10	New England	62,867
11/5	L	17-35	Washington	62,692
11/11	W	41-3	Buffalo	62,853
11/19	L	24-28	at Miami	78,166
11/23	L	20-37	at Detroit	54,418
12/3	W	18-17	New Orleans	62,496
12/11	L	16-24	at Oakland	54,843
12/17	L	10-26	Cleveland	62,614

## 1972 AFC EAST STANDINGS

Miami	14	0	0	1,000
Jets	7	7	0	.500
Baltimore	5	9	0	.357
Buffalo	4	9	1	.321
New England	3	11	0	.241

## SCORE BY QUARTER

Jets	99	118	49	101	367
Opp.	46	116	57	105	324

## TEAM STATISTICS

	Jets	Opp.
Total First Downs	250	255
By Rushing	106	121
By Passing	117	118
By Penalty	27	16
Third Down: Md/Att.	73/172	79/179
Third Down: Eff.	42.3	44.1
Fourth Down: Md/Att.	3/4	1/1
Fourth Down: Eff.	75.0	100.0
Total Net Yards	4,787	4,709
Avg. per Game	5.8	336.4
Total Offensive Plays	825	866
Avg. per Play	341.9	5.4
Net Yards Rushing	2,010	2,072
Total Rushing Plays	461	476
Avg. per Rush	4.4	4.4
Avg. per Game	143.6	148.0
Net Yards Passing	2,777	2,637
Avg. per Game	198.4	188.4
Sacked/Yards Lost	17/153	27/251
Gross Yards Passing	2,930	2,888
Att./Completions	347/172	363/186
Completion Pct.	49.6	51.2
Had Intercepted	22	19
Possession Avg.	12:51	47:09
Punts/Avg.	51/39.3	56/39.4
Punt Return/Avg.	9.7	10.4
Net Punting Avg.	51/33.9	56/34.0
Penalties/Yards	72/687	86/856
Fumbles/Lost	21/9	21/12
Touchdowns	41	37
Rushing	18	16
Passing	21	18
Returns	2	3

## RUSHING

Player	No	Yds	Avg	Lg	TD
Riggins	207	944	4.6	40	7
Boozer	120	549	4.6	37t	11
McClain	59	305	5.2	30	0
Harkey	45	129	2.9	10	0
Bjorklund	15	42	2.8	10	0
Davis	6	32	5.3	20	0
Namath	6	8	1.3	2	0
Caster	2	6	3.0	6	0
Bell	1	-5	-5.0	-5	0
<b>Jets</b>	<b>461</b>	<b>2,010</b>	<b>4.4</b>	<b>40</b>	<b>18</b>
<b>Opp.</b>	<b>476</b>	<b>2,072</b>	<b>4.4</b>	<b>41t</b>	<b>16</b>

## RECEIVING

Player	No	Yds	Avg	Lg	TD
Caster	39	833	21.4	80t	10
Ball	35	629	18.0	83t	2
Maynard	29	510	17.6	41	2
Riggins	21	230	11.0	67t	1
Barkum	16	304	19.0	52	2
Boozer	11	142	12.9	49t	3
Harkey	9	114	12.7	24	0
McClain	6	88	14.7	44	0
Bjorklund	4	54	13.5	35	0
Stewart	2	26	13.0	22	1
<b>Jets</b>	<b>172</b>	<b>2,930</b>	<b>17.0</b>	<b>83t</b>	<b>21</b>
<b>Opp.</b>	<b>168</b>	<b>2,888</b>	<b>15.5</b>	<b>89t</b>	<b>18</b>

## INTERCEPTIONS

Player	No	Yds	Avg	Lg	TD
Tannen	7	125	17.9	32	0
Farasopoulos	2	48	24.0	25	0
Sowells	2	14	7.0	14	0
Baker	2	0	0.0	0	0
Hicks	1	43	43.0	43	0
Hollomon	1	25	25.0	25	0
Thomas	1	14	14.0	14	0
Atkinson	1	7	7.0	7	0
Crane	1	4	4.0	4	0
Taylor	1	2	2.0	2	0
<b>Jets</b>	<b>19</b>	<b>282</b>	<b>14.8</b>	<b>43</b>	<b>0</b>
<b>Opp.</b>	<b>22</b>	<b>271</b>	<b>12.3</b>	<b>56</b>	<b>1</b>

## PUNTING

Player	No	Yds	Avg	Net	Tb	Lg	Blk
O'Neal	51	2,006	39.3	33.9	2	57	1
<b>Jets</b>	<b>51</b>	<b>2,006</b>	<b>39.3</b>	<b>33.9</b>	<b>2</b>	<b>57</b>	<b>1</b>
<b>Opp.</b>	<b>56</b>	<b>2,206</b>	<b>39.4</b>	<b>34.0</b>	<b>2</b>	<b>56</b>	<b>0</b>

## PUNT RETURNS

Player	No	FC	Yds	Avg	Lg	TD
Farasopoulos	17	17	179	10.5	65t	1
Tuner	5	1	38	7.6	16	0
Hicks	3	0	25	8.3	20	0
<b>Jets</b>	<b>25</b>	<b>18</b>	<b>242</b>	<b>9.7</b>	<b>65t</b>	<b>1</b>
<b>Opp.</b>	<b>23</b>	<b>9</b>	<b>239</b>	<b>10.4</b>	<b>42</b>	<b>0</b>

## PASSING

Player	Att	Cmp	Yards	Cmp%	Yds/Att	TD	TD%	Int	Int%	Lg	Sk/Yds	Rating
Namath	324	162	2,816	50.0	8.69	19	5.9	21	6.5	82t	11/101	72.5
Davis	22	10	114	45.5	5.18	2	9.1	1	4.5	35	6/52	72.9
McClain	1	0	0	0.0	0.00	0	0.0	0	0.0	0	0/0	39.6
<b>Jets</b>	<b>347</b>	<b>172</b>	<b>2,930</b>	<b>49.60</b>	<b>8.44</b>	<b>21</b>	<b>6.1</b>	<b>22</b>	<b>6.3</b>	<b>83t</b>	<b>17/153</b>	<b>72.3</b>
<b>Opp.</b>	<b>363</b>	<b>186</b>	<b>2,888</b>	<b>51.2</b>	<b>7.96</b>	<b>18</b>	<b>5.0</b>	<b>19</b>	<b>5.2</b>	<b>89t</b>	<b>27/251</b>	<b>72</b>

## SCORING

Player	TD	Ru	Pa	Rt	PAT	FG	S	TP
Howfield	0	0	0	0	40/41	27/37	0	121
Boozer	14	11	3	0	-	-	0	84
Caster	10	0	10	0	-	-	0	60
Riggins	8	7	1	0	-	-	0	48
Barkum	2	0	2	0	-	-	0	12
Bell	2	0	2	0	-	-	0	12
Maynard	2	0	2	0	-	-	0	12
Farasopoulos	1	0	0	1	-	-	0	6
Rasmussen	1	0	0	1	-	-	0	6
Stewart	1	0	1	0	-	-	0	6
<b>Jets</b>	<b>41</b>	<b>18</b>	<b>21</b>	<b>2</b>	<b>40/41</b>	<b>27/37</b>	<b>0</b>	<b>367</b>
<b>Opp.</b>	<b>37</b>	<b>16</b>	<b>18</b>	<b>3</b>	<b>36/37</b>	<b>22/33</b>	<b>0</b>	<b>324</b>

## KICK RETURNS

Player	No	Yds	Avg	Lg	TD
Farasopoulos	26	627	24.1	51	0
Wise	9	211	23.4	33	0
Bjorklund	7	150	21.4	27	0
Hicks	4	73	18.3	23	0
Turner	3	57	19.0	22	0
Kirksey	2	33	16.5	17	0
McClain	2	45	22.5	26	0
Barkum	1	0	0.0	0	0
Snell	1	14	14.0	14	0
Zapalac	1	8	8.0	8	0
<b>Jets</b>	<b>56</b>	<b>1,218</b>	<b>21.8</b>	<b>51</b>	<b>0</b>
<b>Opp.</b>	<b>47</b>	<b>1,386</b>	<b>29.5</b>	<b>93t</b>	<b>1</b>

## FIELD GOALS

Player	1-19	20-29	30-39	40-49	50+
Howfield	7/8	7/7	11/15	2/7	0/0
<b>Jets</b>	<b>7/8</b>	<b>7/7</b>	<b>11/15</b>	<b>2/7</b>	<b>0/0</b>
<b>Opp.</b>	<b>7/7</b>	<b>8/11</b>	<b>4/7</b>	<b>3/7</b>	<b>0/0</b>

Howfield: (35G, 11G) (43N, 48B, 14G) (8G, 32G) (18G) (37G, 37G) (29G) (39N, 21G, 31G) (13G, 37N) (13G, 37N) (26G, 25G) (33G) (39N, 47N, 42N, 13G, 20G) (48N, 30G, 39G, 31G, 23G, 33G, 42G) (39N, 25G, 30G, 42G) (18N, 19G)

Opponents: (48G) (28N, 14G, 32G) (12G, 20G, 20G, 12G) (27G, 38N, 44N, 43G) (50N, 36G, 25G) (44N, 33N, 41N, 22G, 28G) (20G) (30N) (9G) (42N) (15G, 21G, 37G) (23N, 31G) (22N, 48G) (8G, 13G)

## USUAL STARTERS

	Offense	Defense
WR	E. Bell	LE G. Philbin
LT	B. Svihus	LT J. Little
LG	R. Rasmussen	RT J. Elliott
C	J. Schmitt	RE M. Lomas
RG	D. Herman	LLB R. Baker
RT	W. Hill	MLB A. Atkinson
TE	R. Caster	RLB L. Grantham
WR	D. Maynard	LCB S. Tannen
QB	J. Namath	RCB E. Thomas
RB	E. Boozer	LS F. Holloman
FB	J. Riggins	RS C. Farasopoulos

**AFL All-Star Game:** TE Richard Caster, T Winston Hill, QB Joe Namath

**Coaching Staff:** Walt Michaels, Linebackers and Defensive Backfield; C. W. (Wimp) Hewgley, Offensive Line; Buddy Ryan, Defensive Line; Ken Meyer, Receivers Coach; Ed Biles, Defensive Backs

# NEW YORK JETS 1973 (4-10)

**Head Coach:** Weeb Ewbank

**Finish:** Fourth in AFL East

**Home Stadium:** Shea Stadium, Queens, NY

Date	W-L	Score	Opponents	Attendance
9/17	L	7-23	Green Bay (at Milwaukee, WI)	47,124
9/23	W	34-10	at Baltimore	55,942
9/30	L	7-9	at Buffalo	77,425
10/7	L	3-31	at Miami	63,850
10/14	W	9-7	at New England	57,781
10/21	L	14-26	at Pittsburgh	48,682
10/28	L	28-40	Denver	55,108
11/4	L	14-24	Miami	57,491
11/11	W	33-13	New England	51,034
11/18	L	14-20	at Cincinnati	55,745
11/25	L	20-28	Atlanta	61,327
12/2	W	20-17	Baltimore	51,167
12/9	L	23-24	at Philadelphia	34,621
12/16	L	14-34	at Buffalo	47,740

## 1973 AFC EAST STANDINGS

Miami	12	2	0	.857
Buffalo	9	5	0	.643
New England	5	9	0	.357
Jets	4	10	0	.286
Baltimore	4	10	0	.286

## SCORE BY QUARTER

Jets	58	64	54	64	240
Opp.	71	104	61	70	306

## TEAM STATISTICS

	Jets	Opp.
Total First Downs	222	226
By Rushing	95	116
By Passing	109	101
By Penalty	18	9
Third Down: Md/Att.	69/193	75/195
Third Down: Eff.	35.8	38.5
Fourth Down: Md/Att.	0/1	0/1
Fourth Down: Eff.	0.0	0.0
Total Net Yards	3,920	4,178
Avg. per Game	280.0	298.4
Total Offensive Plays	863	860
Avg. per Play	4.5	4.9
Net Yards Rushing	1,864	2,228
Total Rushing Plays	453	538
Avg. per Rush	4.1	4.1
Avg. per Game	133.1	159.1
Net Yards Passing	2,056	1,950
Avg. per Game	146.9	139.3
Sacked/Yards Lost	37/297	26/198
Gross Yards Passing	2,353	2,148
Att./Completions	373/181	296/150
Completion Pct.	48.5	50.7
Had Intercepted	22	19
Possession Avg.	25:43	34:17
Punts/Avg.	74/37.1	67/40.9
Punt Return/Avg.	6.1	11.4
Net Punting Avg.	74/29.9	67/36.6
Penalties/Yards	62/575	86/785
Fumbles/Lost	32/17	30/19
Touchdowns	27	34
Rushing	7	12
Passing	16	18
Returns	4	4

## RUSHING

Player	No	Yds	Avg	Lg	TD
Boozar	182	831	4.6	52	3
Riggins	134	482	3.6	15	4
Adamle	67	264	3.9	36	0
Nance	18	78	4.3	18	0
Bjorklund	22	72	3.3	14	0
Woodall	13	68	5.2	17	0
McClain	8	32	4.0	13	0
Fagan	2	47	23.5	26	0
Barkum	1	2	2.0	2	0
Demory	4	-1	-0.2	0	0
Namath	1	-2	-2.0	-2	0
Caster	1	-9	-9.0	-9	0
<b>Jets</b>	<b>453</b>	<b>1,864</b>	<b>4.1</b>	<b>52</b>	<b>7</b>
<b>Opp.</b>	<b>538</b>	<b>2,228</b>	<b>4.1</b>	<b>30</b>	<b>12</b>

## RECEIVING

Player	No	Yds	Avg	Lg	TD
Barkum	44	810	18.4	63	6
Caster	35	593	16.9	49	4
Bell	24	319	13.3	38t	2
Riggins	23	158	6.9	19	0
Boozar	22	130	5.9	15t	3
Adamle	9	63	7.0	13	0
Adkins	6	109	18.2	29	0
Knight	6	78	13.0	19	1
McClain	6	52	8.7	14	0
Nance	4	26	6.5	9	0
Bjorklund	2	15	7.5	11	0
<b>Jets</b>	<b>181</b>	<b>2,353</b>	<b>13.0</b>	<b>63</b>	<b>16</b>
<b>Opp.</b>	<b>150</b>	<b>2,148</b>	<b>14.3</b>	<b>76t</b>	<b>18</b>

## INTERCEPTIONS

Player	No	Yds	Avg	Lg	TD
Howell	4	76	19.0	41	0
Baker	4	51	12.8	22t	1
Sowells	3	55	18.3	30t	1
Thomas	2	25	12.5	25	0
Tannen	1	30	30.0	30	0
Owens	1	27	27.0	27	0
Spicer	1	12	12.0	12	0
Atkinson	1	11	11.0	11	0
Farasopoulos	1	1	1.0	1	0
Ebersole	1	0	0.0	0	0
<b>Jets</b>	<b>19</b>	<b>288</b>	<b>15.2</b>	<b>41</b>	<b>2</b>
<b>Opp.</b>	<b>22</b>	<b>296</b>	<b>13.5</b>	<b>45t</b>	<b>2</b>

## PUNTING

Player	No	Yds	Avg	Net	Tb	Lg	Blk
Fagan	74	2,744	37.1	29.9	6	58	2
<b>Jets</b>	<b>74</b>	<b>2,744</b>	<b>37.1</b>	<b>29.9</b>	<b>6</b>	<b>58</b>	<b>2</b>
<b>Opp.</b>	<b>67</b>	<b>2,737</b>	<b>40.9</b>	<b>36.6</b>	<b>6</b>	<b>61</b>	<b>0</b>

## PUNT RETURNS

Player	No	FC	Yds	Avg	Lg	TD
Farasopoulos	14	10	111	7.9	23	0
Turner	11	4	54	4.9	10	0
Tannen	2	4	0	0.0	0	0
<b>Jets</b>	<b>27</b>	<b>21</b>	<b>165</b>	<b>6.1</b>	<b>23</b>	<b>0</b>
<b>Opp.</b>	<b>36</b>	<b>18</b>	<b>411</b>	<b>11.4</b>	<b>53</b>	<b>1</b>

## PASSING

Player	Att	Cmp	Yards	Cmp%	Yds/Att	TD	TD%	Int	Int%	Lg	Sk/Yds	Rating
Woodall	201	101	1,228	50.2	6.11	9	4.5	8	4.0	56t	19/127	67
Namath	133	68	966	51.1	7.26	5	3.8	6	4.5	63	10/1	68
Demory	39	12	159	30.8	4.08	2	5.1	8	20.5	31t	8/1	22
<b>Jets</b>	<b>373</b>	<b>181</b>	<b>2,353</b>	<b>48.5</b>	<b>6.31</b>	<b>16</b>	<b>4.3</b>	<b>22</b>	<b>5.9</b>	<b>63</b>	<b>37/297</b>	<b>58</b>
<b>Opp.</b>	<b>296</b>	<b>150</b>	<b>2,148</b>	<b>50.7</b>	<b>7.26</b>	<b>18</b>	<b>6.1</b>	<b>19</b>	<b>6.4</b>	<b>76t</b>	<b>26/198</b>	<b>68</b>

## SCORING

Player	TD	Ru	Pa	Rt	PAT	FG	S	TP
Howfield	0	0	0	0	27/27	17/24	0	78
Barkum	6	0	6	0	-	-	0	36
Boozar	6	3	3	0	-	-	0	36
Caster	4	0	4	0	-	-	0	24
Riggins	4	4	0	0	-	-	0	24
Dbell	2	0	2	1	-	-	0	12
Baker	1	0	0	0	-	-	0	6
Knight	1	0	1	1	-	-	0	6
Owens	1	0	0	1	-	-	0	6
Sowells	1	0	0	1	-	-	0	6
Wise	1	0	0	1	-	-	0	6
<b>Jets</b>	<b>27</b>	<b>7</b>	<b>16</b>	<b>4</b>	<b>27/27</b>	<b>17/34</b>	<b>0</b>	<b>240</b>
<b>Opp.</b>	<b>34</b>	<b>12</b>	<b>18</b>	<b>4</b>	<b>33/34</b>	<b>23/34</b>	<b>0</b>	<b>306</b>

## KICK RETURNS

Player	No	Yds	Avg	Lg	TD
Adkins	31	615	19.8	38	0
Bjorklund	9	175	19.4	34	0
Adamle	5	79	15.8	26	0
McClain	5	89	17.8	21	0
Owens	2	103	51.5	82t	1
<b>Jets</b>	<b>52</b>	<b>1,061</b>	<b>20.4</b>	<b>82t</b>	<b>1</b>
<b>Opp.</b>	<b>44</b>	<b>1,021</b>	<b>23.2</b>	<b>51</b>	<b>0</b>

## FIELD GOALS

Player	1-19	20-29	30-39	40-49	50+
Howfield	4/4	5/6	5/7	3/6	0/1
<b>Jets</b>	<b>4/4</b>	<b>5/6</b>	<b>5/7</b>	<b>3/6</b>	<b>0/1</b>
<b>Opp.</b>	<b>10/10</b>	<b>5/6</b>	<b>3/9</b>	<b>4/6</b>	<b>1/2</b>

Howfield: (41N) (22G, 16G) (39N) (38G) (40G, 39G, 22G) ( ) (47N) (46N, 51N) (44G, 22G, 28G, 39G) ( ) (14G, 24G) (32N, 30G, 18G) (28N, 34G, 16G, 41G) ( )

Opponents: (9G, 37G, 10G) (17G) (34N, 42G, 20G, 42G) (30N, 27N, 19G) (34N) (35B, 31N, 27G, 29G, 36G, 13G) (21G, 47G, 19G, 33G) (53B, 20G) ( ) (16G, 51G) (37N) (46N, 50N, 17G) (44N, 40G) (12G, 11G)

## USUAL STARTERS

	Offense	Defense
WR	J. Barkum	LE E. Galigher
LT	R. Woods	LT J. Little
LG	R. Rasmussen	RT J. Elliott
C	J. Schmitt	RE M. Lomas
RG	D. Herman	LLB R. Baker
RT	W. Hill	MLB J. Ebersole
TE	R. Caster	RLB B. Ferguson
WR	E. Bell	LCB D. Howell
QB	A. Woodall	RCB E. Thomas
RB	E. Boozar	LS B. Owens
FB	J. Riggins	RS C. Farasopoulos

**AFL All-Star Game:** WR Jerome Barkum, T Winston Hill

**Coaching Staff:** Charley Winner, Linebackers and Defensive Backfield; C. W. (Wimp) Hewgley, Offensive Line; Buddy Ryan, Defensive Line; Ken Meyer, Receivers Coach; Ed Biles, Defensive Backs Coach; Mike Holovak, Offense; Ken Shipp, Receivers; Jess Thompson, Assistant Coach; Carroll Huntress, Assistant Coach

# NEW YORK JETS 1974 (7-7)

**Head Coach:** Charley Winner

**Finish:** Fourth in AFC East

**Home Stadium:** Shea Stadium, Queens, NY

Date	W-L	Score	Opponents	Attendance
9/15	L	16-24	at Kansas City	73,959
9/22	W	23-21	at Chicago	50,213
9/29	L	12-16	at Buffalo	76,866
10/7	L	17-21	at Miami	61,527
10/13	L	0-24	New England	57,828
10/20	L	20-35	Baltimore	51,745
10/27	L	13-20	Los Angeles	56,110
11/3	L	22-27	Houston	47,218
11/10	W	26-20	at New York Giants (OT)	64,327
11/17	W	21-16	at New England	57,115
11/24	W	17-14	Miami	57,162
12/1	W	27-14	San Diego	44,888
12/8	W	20-10	Buffalo	31,982
12/15	W	45-38	at Baltimore	31,651

## 1974 AFC EAST STANDINGS

Miami	11	3	0	.786
Buffalo	9	5	0	.643
New England	7	7	0	.500
Jets	7	7	0	.500
Baltimore	2	12	0	.143

## SCORE BY QUARTER

Jets	56	102	48	48	6	279
Opp.	51	67	65	65	0	300

## TEAM STATISTICS

	Jets	Opp.
Total First Downs	234	267
By Rushing	96	132
By Passing	119	112
By Penalty	19	23
Third Down: Md/Att.	51/141	74/160
Third Down: Eff.	36.2	43.6
Fourth Down: Md/Att.	0/0	0/1
Fourth Down: Eff.	0.0	0.0
Total Net Yards	4,061	4,297
Avg. per Game	290.1	306.9
Total Offensive Plays	832	911
Avg. per Play	4.9	4.7
Net Yards Rushing	1,625	2,240
Total Rushing Plays	444	539
Avg. per Rush	3.7	4.2
Avg. per Game	116.1	160
Net Yards Passing	2,436	2,057
Avg. per Game	174	146.9
Sacked/Yards Lost	19/195	25/192
Gross Yards Passing	2,631	2,249
Att./Completions	369/194	347/186
Completion Pct.	52.6	53.6
Had Intercepted	24	17
Possession Avg.	32:22	23:23
Punts/Avg.	75/35.9	71/37.2
Punt Return/Avg.	8.0	13.0
Net Punting Avg.	75/28.2	71/29.8
Penalties/Yards	76/600	78/684
Fumbles/Lost	26/8	18/9
Touchdowns	36	38
Rushing	12	20
Passing	20	14
Returns	4	4

## RUSHING

Player	No	Yds	Avg	Lg	TD
Riggins	169	680	4.0	34	5
Boozar	153	563	3.7	20	4
Burns	40	158	4.0	12	0
Adamle	28	93	3.3	21	2
Jackson	20	74	3.7	16	0
Bjorklund	23	57	2.5	12	0
Barkum	1	2	2.0	2	0
Namath	8	1	0.1	3t	1
Woodall	2	-3	-1.5	-1	0
<b>Jets</b>	<b>444</b>	<b>1,625</b>	<b>3.7</b>	<b>34</b>	<b>12</b>
<b>Opp.</b>	<b>539</b>	<b>2,240</b>	<b>4.2</b>	<b>41t</b>	<b>20</b>

## RECEIVING

Player	No	Yds	Avg	Lg	TD
Barkum	41	524	12.8	39	3
Knight	40	579	14.5	42t	4
Caster	38	745	19.6	89t	7
Riggins	19	180	9.5	32	2
Boozar	14	161	11.5	29	1
Bell	13	126	9.7	22	1
Burns	11	83	7.5	18	1
Adamle	9	84	9.3	16	0
Brister	5	90	18.0	32	0
Jackson	2	44	22.0	24	1
Bjorklund	2	15	7.5	8	0
<b>Jets</b>	<b>194</b>	<b>2,631</b>	<b>13.6</b>	<b>89t</b>	<b>20</b>
<b>Opp.</b>	<b>186</b>	<b>2,249</b>	<b>12.1</b>	<b>51</b>	<b>14</b>

## INTERCEPTIONS

Player	No	Yds	Avg	Lg	TD
B. Owens	3	68	22.7	39	1
Ebersole	3	48	16.0	41	0
Baker	2	87	43.5	67t	1
Tannen	2	33	16.5	19	0
Howell	2	23	11.5	16	0
Word	2	19	9.5	19	0
Sowells	2	0	0.0	0	0
Lewis	1	33	33.0	33	0
Rivers	1	0	0.0	0	0
<b>Jets</b>	<b>17</b>	<b>278</b>	<b>16.4</b>	<b>67t</b>	<b>2</b>
<b>Opp.</b>	<b>24</b>	<b>453</b>	<b>18.8</b>	<b>52t</b>	<b>4</b>

## PUNTING

Player	No	Yds	Avg	Net	Tb	Lg	Blk
Gantt	75	2,689	35.9	28.2	11	59	0
<b>Jets</b>	<b>75</b>	<b>2,689</b>	<b>35.9</b>	<b>28.2</b>	<b>11</b>	<b>59</b>	<b>0</b>
<b>Opp.</b>	<b>71</b>	<b>2,743</b>	<b>38.5</b>	<b>29.8</b>	<b>5</b>	<b>56</b>	<b>1</b>

## PUNT RETURNS

Player	No	FC	Yds	Avg	Lg	TD
Word	38	2	301	7.9	7.9	0
Piccone	9	0	75	8.3	8.3	0
Jackson	6	0	49	8.2	8.2	0
<b>Jets</b>	<b>53</b>	<b>2</b>	<b>425</b>	<b>8.0</b>	<b>8.0</b>	<b>0</b>
<b>Opp.</b>	<b>27</b>	<b>10</b>	<b>352</b>	<b>13.0</b>	<b>13.0</b>	<b>0</b>

## PASSING

Player	Att	Cmp	Yards	Cmp%	Yds/Att	TD	TD%	Int	Int%	Lg	Sk/Yds	Rating
Namath	361	191	2,616	52.9	7.25	20	5.5	22	6.1	89t	19/195	69.4
Woodall	8	3	15	37.5	1.88	0	0.0	2	25.0	8	0/0	6.3
<b>Jets</b>	<b>369</b>	<b>194</b>	<b>2,631</b>	<b>52.6</b>	<b>7.13</b>	<b>20</b>	<b>5.4</b>	<b>24</b>	<b>6.5</b>	<b>89t</b>	<b>19/195</b>	<b>66.6</b>
<b>Opp.</b>	<b>347</b>	<b>186</b>	<b>2,249</b>	<b>53.6</b>	<b>6.48</b>	<b>14</b>	<b>4.0</b>	<b>17</b>	<b>4.9</b>	<b>51</b>	<b>25/192</b>	<b>66.8</b>

## SCORING

Player	TD	Ru	Pa	Rt	PAT	FG	S	TP
Caster	7	0	7	0	-	-	0	42
Riggins	7	5	2	0	-	-	0	42
Leahy	0	0	0	0	18/19	6/11	0	36
Boozar	5	4	1	0	-	-	0	30
Howfield	0	0	0	0	8/12	6/7	0	26
Knight	4	0	4	0	-	-	0	24
Barkum	3	0	3	0	-	-	0	18
Adamle	2	2	0	0	-	-	0	12
Jackson	2	0	1	1	-	-	0	12
B. Owens	2	0	0	2	-	-	0	12
Baker	1	0	0	1	-	-	0	6
Bell	1	0	1	0	-	-	0	6
Burns	1	0	1	0	-	-	0	6
Namath	1	1	0	0	-	-	0	6
Gantt	0	0	0	0	1/2	0/0	0	1
<b>Jets</b>	<b>36</b>	<b>12</b>	<b>20</b>	<b>4</b>	<b>27/32</b>	<b>12/18</b>	<b>0</b>	<b>279</b>
<b>Opp.</b>	<b>38</b>	<b>20</b>	<b>14</b>	<b>4</b>	<b>36/38</b>	<b>12/24</b>	<b>0</b>	<b>300</b>

## KICK RETURNS

Player	No	Yds	Avg	Lg	TD
Piccone	39	961	24.6	46	0
Bjorklund	4	73	18.3	28	0
Jackson	4	100	25.0	30	0
Word	4	69	17.3	24	0
Burns	3	52	17.3	21	0
B. Owens	3	35	11.7	18	0
Adamle	2	17	8.5	14	0
Knight	2	0	0.0	0	0
<b>Jets</b>	<b>61</b>	<b>1,307</b>	<b>21.4</b>	<b>46</b>	<b>0</b>
<b>Opp.</b>	<b>57</b>	<b>1,395</b>	<b>24.5</b>	<b>68</b>	<b>0</b>

## FIELD GOALS

Player	1-19	20-29	30-39	40-49	50+
Leahy	0/0	3/5	2/4	1/2	0/0
Howfield	0/1	1/1	3/3	2/2	0/0
<b>Jets</b>	<b>0/1</b>	<b>4/6</b>	<b>5/7</b>	<b>3/4</b>	<b>0/0</b>
<b>Opp.</b>	<b>0/0</b>	<b>5/6</b>	<b>4/8</b>	<b>3/10</b>	<b>0/0</b>

Leahy: ( ) ( ) ( ) ( ) ( ) ( ) ( ) ( ) (29N, 34G, 22G) ( ) (34G) (24B, 20G, 45G) ( ) (37B, 30N, 43N, 25G)

Howfield: (25G) (19B, 39G) (31G, 40G) (43G) ( ) ( ) ( ) (35G) ( ) ( ) ( ) ( ) ( )

Opponents: (37B, 27G) (46N) (21G) (29N) (37G) (37N) (41N) (46N, 46N, 45G, 46G) (42N, 47N, 26G, 22G) (34N, 32G, 44G, 35G) ( ) ( ) (40N, 34B, 36G) (26G)

## USUAL STARTERS

	Offense	Defense
WR	J. Barkum	LE E. Galigher
LT	R. Woods	LT C. Barzilauskas
LG	R. Rasmussen	RT J. Schmiesing
C	W. Mulligan	RE R. Neal
RG	G. Puetz	LLB R. Baker
RT	W. Hill	MLB J. Rivers
TE	R. Caster	RLB J. Ebersole
WR	D. Knight	LCB R. Sowells
QB	J. Namath	RCB R. Word
RB	E. Boozar	SS B. Owens
FB	J. Riggins	FS S. Tannen

**AFL All-Star Game:** TE Richard Caster

**Coaching Staff:** Ken Shipp, Offensive Coordinator/Recievers; Dick Voris, Defensive Coordinator/Defensive Line; Mike Holovak, Offensive Backs; Bob Fry, Offensive Line; Buddy Ryan, Linebackers; Sam Rutigiano, Defensive Backs; Homer Edington, Director of Player Personnel; Jess Thompson, Talent Scout and Assistant Coach; Carroll Huntress, Talent Scout and Assistant

# NEW YORK JETS 1975 (3-11)

**Head Coach:** Charley Winner (2-7), Ken Shipp (1-4)

**Finish:** Fourth in the AFC East

**Home Stadium:** Shea Stadium, Queens, NY

Date	W-L	Score	Opponents	Attendance
9/21	L	14-42	at Buffalo	77,837
9/28	W	30-24	at Kansas City	73,939
10/5	W	36-7	New England	57,365
10/12	L	21-29	at Minnesota	47,739
10/19	L	0-43	Miami	47,191
10/26	L	28-45	Baltimore	55,137
11/2	L	23-24	Buffalo	58,343
11/9	L	7-27	at Miami	72,896
11/16	L	19-52	at Baltimore	52,097
11/23	L	6-37	St. Louis	53,169
11/30	L	7-20	Pittsburgh	52,618
12/7	W	30-28	at New England	53,989
12/15	L	16-24	at San Diego	49,706
12/21	L	21-31	Dallas	37,279

## 1975 AFC EAST STANDINGS

Baltimore	10	4	0	.714
New England	10	4	0	.714
Miami	8	6	0	.571
Jets	3	11	0	.214
Buffalo	3	11	0	.214

## SCORE BY QUARTER

Jets	64	72	58	64	258
Opp.	92	119	120	102	433

## TEAM STATISTICS

	Jets	Opp.
Total First Downs	266	308
By Rushing	126	155
By Passing	111	133
By Penalty	29	20
Third Down: Md/Att.	80/194	92/178
Third Down: Eff.	41.2	51.7
Fourth Down: Md/Att.	1/1	2/3
Fourth Down: Eff.	100.0	66.7
Total Net Yards	4,230	5,456
Avg. per Game	4.6	389.7
Total Offensive Plays	919	909
Avg. per Play	302.1	6.0
Net Yards Rushing	2,079	2,737
Total Rushing Plays	501	574
Avg. per Rush	4.1	4.8
Avg. per Game	148.5	195.5
Net Yards Passing	2,151	2,719
Avg. per Game	153.6	194.2
Sacked/Yards Lost	34/317	19/141
Gross Yards Passing	2,468	2,860
Att./Completions	384/174	316/180
Completion Pct.	45.3	57.0
Had Intercepted	33	15
Possession Avg.	38:34	21:26
Punts/Avg.	59/36.5	56/33.7
Punt Return/Avg.	5.3	9.5
Net Punting Avg.	59/30.6	56/29.5
Penalties/Yards	99/799	93/800
Fumbles/Lost	24/8	25/13
Touchdowns	32	57
Rushing	15	25
Passing	16	26
Returns	1	6

## RUSHING

Player	No	Yds	Avg	Lg	TD
Riggins	238	1,005	4.2	42	8
Garrett	122	566	4.6	40	5
S. Davis	70	290	4.1	24	1
Gresham	25	98	3.9	16	1
Jones	9	59	6.6	19	0
Boozer	20	51	2.6	8	0
Jackson	6	11	1.8	7	0
Namath	10	6	0.6	6	0
Barkum	1	-7	-7.0	-7	0
<b>Jets</b>	<b>501</b>	<b>2,079</b>	<b>4.1</b>	<b>42</b>	<b>15</b>
<b>Opp.</b>	<b>574</b>	<b>2,737</b>	<b>4.8</b>	<b>52t</b>	<b>25</b>

## RECEIVING

Player	No	Yds	Avg	Lg	TD
Caster	47	820	17.4	91	4
Barkum	36	549	15.3	56	5
Riggins	30	363	12.1	34	1
Bell	20	344	17.2	38	4
Garrett	19	180	9.5	20	1
Piccone	7	79	11.3	21	0
S. Davis	6	56	9.3	18	0
Jackson	5	54	10.8	14	0
Gresham	2	4	2.0	6	0
Boozer	1	16	16.0	16t	1
Briser	1	3	3.0	3	0
<b>Jets</b>	<b>174</b>	<b>2,468</b>	<b>14.2</b>	<b>91</b>	<b>16</b>
<b>Opp.</b>	<b>180</b>	<b>2,860</b>	<b>15.9</b>	<b>90t</b>	<b>26</b>

## INTERCEPTIONS

Player	No	Yds	Avg	Lg	TD
Owens	3	3	1.0	3	0
Ebersole	2	21	10.5	18	0
Turk	2	20	10.0	12	0
Howell	2	19	9.5	10	0
Wise	2	17	8.5	14	0
Prout	1	10	10.0	10	0
Bailey	1	8	8.0	8	0
Sowells	1	0	0.0	0	0
Word	1	0	0.0	0	0
<b>Jets</b>	<b>15</b>	<b>98</b>	<b>6.5</b>	<b>18</b>	<b>0</b>
<b>Opp.</b>	<b>33</b>	<b>538</b>	<b>16.3</b>	<b>61t</b>	<b>4</b>

## PUNTING

Player	No	Yds	Avg	Net	Tb	Lg	Blk
Gantt	59	2,156	36.5	30.6	7	71	3
<b>Jets</b>	<b>59</b>	<b>2,156</b>	<b>36.5</b>	<b>30.6</b>	<b>7</b>	<b>71</b>	<b>3</b>
<b>Opp.</b>	<b>2/25</b>	<b>1,889</b>	<b>33.7</b>	<b>29.5</b>	<b>6</b>	<b>74</b>	<b>2</b>

## PUNT RETURNS

Player	No	FC	Yds	Avg	Lg	TD
Farasopoulos	17	17	179	10.5	65t	1
Piccone	18	7	74	4.1	10	0
Bell	2	0	42	21.0	34	0
Jackson	1	0	0	0.0	0	0
Sowells	1	0	0	0.0	0	0
<b>Jets</b>	<b>22</b>	<b>7</b>	<b>116</b>	<b>5.3</b>	<b>34</b>	<b>0</b>
<b>Opp.</b>	<b>22</b>	<b>12</b>	<b>208</b>	<b>9.5</b>	<b>50t</b>	<b>1</b>

## PASSING

Player	Att	Cmp	Yards	Cmp%	Yds/Att	TD	TD%	Int	Int%	Lg	Sk/Yds	Rating
Namath	326	157	2,286	48.2	7.01	15	4.6	28	8.6	91	27/253	51.0
Jones	57	16	181	28.1	3.18	1	1.8	5	8.8	20	7/64	9.6
Gantt	1	1	1	100.0	1.00	0	0.0	0	0.0	1	0/0	79.2
<b>Jets</b>	<b>384</b>	<b>174</b>	<b>2,468</b>	<b>45.3</b>	<b>6.43</b>	<b>16</b>	<b>4.2</b>	<b>33</b>	<b>8.6</b>	<b>91</b>	<b>34/317</b>	<b>44.7</b>
<b>Opp.</b>	<b>316</b>	<b>180</b>	<b>2,860</b>	<b>57.0</b>	<b>9.05</b>	<b>26</b>	<b>8.2</b>	<b>15</b>	<b>4.7</b>	<b>90t</b>	<b>19/141</b>	<b>94.9</b>

## SCORING

Player	TD	Ru	Pa	Rt	PAT	FG	S	TP
Leahy	0	0	0	0	27/30	13/21	0	66
Riggins	9	8	1	0	-	-	0	54
Garrett	6	5	1	0	-	-	0	36
Barkum	5	0	5	0	-	-	0	30
Bell	4	0	4	0	-	-	0	24
Caster	4	0	4	0	-	-	0	24
Boozer	1	0	1	0	-	-	0	6
Briser	1	0	0	1	-	-	0	6
S. Davis	1	1	0	0	-	-	0	6
Gresham	1	1	0	0	-	-	0	6
<b>Jets</b>	<b>32</b>	<b>15</b>	<b>16</b>	<b>1</b>	<b>27/30</b>	<b>13/21</b>	<b>0</b>	<b>258</b>
<b>Opp.</b>	<b>57</b>	<b>25</b>	<b>26</b>	<b>6</b>	<b>53/57</b>	<b>12/16</b>	<b>1</b>	<b>433</b>

## KICK RETURNS

Player	No	Yds	Avg	Lg	TD
Piccone	26	637	24.5	53	0
S. Davis	20	483	24.2	46	0
Garrett	7	159	22.7	33	0
Gresham	7	153	21.9	34	0
Taylor	7	151	21.6	36	0
Wood	3	27	9.0	14	0
Jackson	2	52	26.0	28	0
Wise	1	20	20.0	20	0
Word	1	22	22.0	22	0
<b>Jets</b>	<b>74</b>	<b>1,704</b>	<b>23.0</b>	<b>53</b>	<b>0</b>
<b>Opp.</b>	<b>52</b>	<b>1,205</b>	<b>23.2</b>	<b>65</b>	<b>0</b>

## FIELD GOALS

Player	1-19	20-29	30-39	40-49	50+
Leahy	0/0	3/3	3/5	7/12	0/1
<b>Jets</b>	<b>0/0</b>	<b>3/3</b>	<b>3/5</b>	<b>7/12</b>	<b>0/1</b>
<b>Opp.</b>	<b>2/2</b>	<b>2/2</b>	<b>5/6</b>	<b>3/6</b>	<b>0/0</b>

Leahy: () (32G) (46N, 47G) (46B) () (42G, 41G, 31G) (42N, 31B) (45G, 36G) (53N, 47G, 27G) () (46B, 38N, 48B, 42G, 27G, 44G) (20G) ()

Opponents: () (35G) () (40G, 36G) (18G) (46B, 36G) (40G) () (36G) (31G) (26G, 19G) (33B) (46N, 49N, 45G) (22G)

## USUAL STARTERS

	Offense	Defense
WR	E. Bell	LE B. Newsome
WR	J. Barkum	LT C. Barzilauskas
LT	R. Woods	RT E. Galigher
LG	R. Rasmussen	RE R. Neal
C	W. Mulligan	LLB G. Turk
RG	G. Puetz	MLB J. Ebersole
RT	W. Hill	RLB R. Lewis
TE	R. Caster	LCB R. Sowells
WR	E. Bell	RCB R. Word
QB	J. Namath	FS E. Taylor
RB	C. Garrett	SS B. Owens
FB	J. Riggins	

**AFL All-Star Game:** TE Richard Caster, FB John Riggins

**Coaching Staff:** Ken Shipp, Offensive Coordinator/Recievers; Dick Voris, Defensive Coordinator/Defensive Line; Bob Fry, Offensive Line; Jim Spavital, Offensive Backs; Buddy Ryan, Linebackers; Sam Rutigiano, Defensive Backs; Carroll Huntress, Talent Scout and Assistant Coach; Jim Royer, Talent Scout and Assistant Coach; Ed Buckley, Talent Scout and Assistant

# NEW YORK JETS 1976 (3-11)

**Head Coach:** Lou Holtz (3-10), Mike Holovak (0-1)

**Finish:** Fourth in the AFC East

**Home Stadium:** Shea Stadium, Queens, NY

Date	W-L	Score	Opponents	Attendance
9/12	L	17-38	at Cleveland	67,496
9/19	L	3-46	at Denver	62,519
9/26	L	0-16	at Miami	49,754
10/3	L	6-17	at San Francisco	42,961
10/10	W	17-14	Buffalo	52,916
10/18	L	7-41	at New England	50,883
10/24	L	0-20	Baltimore	49,768
10/31	W	19-14	at Buffalo	41,285
11/7	L	7-27	Miami	53,344
11/14	W	34-0	Tampa Bay	46,427
11/21	L	24-38	New England	49,983
11/28	L	16-33	at Baltimore	43,823
12/5	L	16-37	Washington	46,638
12/12	L	3-42	Cincinnati	31,067

## 1976 AFC EAST STANDINGS

Baltimore	11	3	0	.786
New England	11	3	0	.786
Miami	6	8	0	.429
Jets	3	11	0	.214
Buffalo	2	12	0	.143

## SCORE BY QUARTER

Jets	46	53	20	50	169
Opp.	67	135	108	73	383

## TEAM STATISTICS

Total First Downs	Jets 220	Opp. 277
By Rushing	104	135
By Passing	93	127
By Penalty	23	15
Third Down: Md/Att.	70/189	101/213
Third Down: Eff.	37	47.4
Fourth Down: Md/Att.	0/0	0/0
Fourth Down: Eff.	0.0	0.0
Total Net Yards	3,530	4,916
Avg. per Game	252.1	351.1
Total Offensive Plays	876	972
Avg. per Play	4	5.1
Net Yards Rushing	1,924	2,592
Total Rushing Plays	438	582
Avg. per Rush	4.4	4.5
Avg. per Game	137.4	185.1
Net Yards Passing	1,606	2,324
Avg. per Game	114.7	166
Sacked/Yards Lost	45/383	16/144
Gross Yards Passing	1,989	2,468
Att./Completions	393/180	374/204
Completion Pct.	45.8	54.5
Had Intercepted	28	11
Possession Avg.	21:26	34:17
Punts/Avg.	81/39.7	65/41.1
Punt Return/Avg.	7.2	8.3
Net Punting Avg.	81/32.6	66/32.5
Penalties/Yards	71/627	88/796
Fumbles/Lost	44/25	36/21
Touchdowns	20	45
Rushing	10	14
Passing	7	25
Returns	3	6

## RUSHING

Player	No	Yds	Avg	Lg	TD
Gaines	157	724	4.6	33	3
Davis	94	418	4.4	26	3
Marinaro	77	312	4.1	17	2
Giammona	39	150	3.8	35	1
Todd	28	107	3.8	22	1
Gresham	30	92	3.1	24	0
Caster	6	73	12.2	60	0
Buttle	1	26	26.0	26	0
Piccone	1	11	11.0	11	0
Jackson	1	6	6.0	6	0
Namath	2	5	2.5	5	0
Carrell	2	0	0.0	0	0
<b>Jets</b>	<b>438</b>	<b>1,924</b>	<b>4.4</b>	<b>60</b>	<b>10</b>
<b>Opp.</b>	<b>582</b>	<b>2,592</b>	<b>4.5</b>	<b>60</b>	<b>14</b>

## RECEIVING

Player	No	Yds	Avg	Lg	TD
Gaines	41	400	9.8	27	2
Caster	31	391	12.6	41	1
Marinaro	21	168	8.0	35	0
Knight	20	403	20.2	44t	2
Giammona	15	145	9.7	28	0
Piccone	12	147	12.3	23	0
Gresham	11	66	6.0	13	0
Davis	8	57	7.1	21	0
Satterwhite	7	110	15.7	31	0
Barkum	5	54	10.8	25	1
Buckey	5	36	7.2	14	0
Osborne	2	9	4.5	7	1
Jackson	2	3	1.5	6	0
<b>Jets</b>	<b>180</b>	<b>1,989</b>	<b>11.1</b>	<b>44t</b>	<b>7</b>
<b>Opp.</b>	<b>204</b>	<b>2,468</b>	<b>12.1</b>	<b>85t</b>	<b>25</b>

## INTERCEPTIONS

Player	No	Yds	Avg	Lg	TD
Sowells	2	46	23.0	27	0
Taylor	2	22	11.0	22	0
Buttle	2	20	10.0	14	0
Matin	2	15	7.5	12	0
Keller	1	31	31.0	31	0
Suggs	1	12	12.0	12	0
Ebersole	1	0	0.0	0	0
<b>Jets</b>	<b>11</b>	<b>146</b>	<b>13.3</b>	<b>31</b>	<b>0</b>
<b>Opp.</b>	<b>28</b>	<b>430</b>	<b>15.4</b>	<b>63t</b>	<b>3</b>

## PUNTING

Player	No	Yds	Avg	Net	Tb	In	Lg	Blk
Carrell	81	3,218	39.7	32.6	6	12	72	0
<b>Jets</b>	<b>81</b>	<b>3,218</b>	<b>39.7</b>	<b>32.6</b>	<b>6</b>	<b>12</b>	<b>72</b>	<b>0</b>
<b>Opp.</b>	<b>65</b>	<b>2,671</b>	<b>41.1</b>	<b>32.5</b>	<b>12</b>	<b>15</b>	<b>59</b>	<b>1</b>

## PUNT RETURNS

Player	No	FC	Yds	Avg	Lg	TD
Piccone	21	0	173	8.2	60t	1
Giammona	12	1	117	9.8	25	0
Jackson	6	1	-1	-0.2	8	0
Marvaso	1	0	0	0.0	0	0
<b>Jets</b>	<b>40</b>	<b>2</b>	<b>289</b>	<b>7.2</b>	<b>60t</b>	<b>1</b>
<b>Opp.</b>	<b>55</b>	<b>5</b>	<b>458</b>	<b>8.3</b>	<b>67t</b>	<b>1</b>

## PASSING

Player	Att	Cmp	Yards	Cmp%	Yds/Att	TD	TD%	Int	Int%	Lg	Sk/Yds	Rating
Namath	230	114	1,090	49.6	4.74	4	1.7	16	7.0	35	16/150	39.9
Todd	162	65	870	40.1	5.37	3	1.9	12	7.4	44t	29/233	33.2
Gresham	1	1	29	100.0	29.00	0	0.0	0	0.0	29	0/0	118.8
<b>Jets</b>	<b>393</b>	<b>180</b>	<b>1,989</b>	<b>45.8</b>	<b>5.06</b>	<b>7</b>	<b>1.8</b>	<b>28</b>	<b>7.1</b>	<b>44t</b>	<b>45/383</b>	<b>37.6</b>
<b>Opp.</b>	<b>374</b>	<b>204</b>	<b>2,468</b>	<b>54.4</b>	<b>6.60</b>	<b>25</b>	<b>6.7</b>	<b>11</b>	<b>2.9</b>	<b>85t</b>	<b>16/144</b>	<b>85.1</b>

## SCORING

Player	TD	Ru	Pa	Rt	PAT	FG	S	TP
Leahy	0	0	0	0	16/20	11/16	0	49
Gaines	5	3	2	0	-	-	0	30
Davis	3	3	0	0	-	-	0	18
Knight	2	0	2	0	-	-	0	12
Marinaro	2	2	0	0	-	-	0	12
Barkum	1	0	1	0	-	-	0	6
Buttle	1	0	0	1	-	-	0	6
Caster	1	0	1	0	-	-	0	6
Giammona	1	1	0	0	-	-	0	6
Osborne	1	0	1	0	-	-	0	6
Piccone	1	0	0	1	-	-	0	6
Poole	1	0	0	1	-	-	0	6
Todd	1	1	0	0	-	-	0	6
<b>Jets</b>	<b>20</b>	<b>10</b>	<b>7</b>	<b>3</b>	<b>16/20</b>	<b>11/16</b>	<b>0</b>	<b>169</b>
<b>Opp.</b>	<b>45</b>	<b>14</b>	<b>25</b>	<b>6</b>	<b>42/45</b>	<b>23/29</b>	<b>1</b>	<b>383</b>

## KICK RETURNS

Player	No	Yds	Avg	Lg	TD
Piccone	31	788	28.6	58	0
Giammona	23	527	22.9	34	0
Jackson	10	207	20.7	30	0
Denson	6	129	21.5	29	0
Gaines	1	5	5.0	5	0
Hennigan	1	22	22.0	22	0
Osborne	1	8	8.0	8	0
<b>Jets</b>	<b>73</b>	<b>1,602</b>	<b>21.9</b>	<b>58</b>	<b>0</b>
<b>Opp.</b>	<b>39</b>	<b>899</b>	<b>23.1</b>	<b>69</b>	<b>0</b>

## FIELD GOALS

Player	1-19	20-29	30-39	40-49	50+
Leahy	1/1	5/5	2/5	2/5	0/0
<b>Jets</b>	<b>1/1</b>	<b>5/5</b>	<b>2/5</b>	<b>2/5</b>	<b>0/0</b>
<b>Opp.</b>	<b>1/1</b>	<b>8/8</b>	<b>10/13</b>	<b>4/7</b>	<b>0/0</b>

Leahy: (41G) (25G, 48N) () (47N) (38G) () () (20G, 35G) (31N) (21G, 34N, 30G) (19G) (26G) (47G, 49N) (26G)

Opponents: (32G) (20G, 30G) (25G, 26G, 47N, 42G) (31G) (38N) () (24G, 35G) () (44G, 34G, 36B) () (28G) (34G, 34G, 41G, 44N, 38N, 31G) (18G, 23G, 47N, 32G) (25G, 20G, 33G, 47G)

## USUAL STARTERS

	Offense	Defense
WR	L. Piccone	LE L. Pillers
LT	R. Woods	LT C. Barzilauskas
LG	R. Rasmussen	RT E. Galigher
C	J. Fields	RE R. Neal
RG	G. Puetz	LLB G. Buttle
RT	W. Hill	MLB J. Ebersole
TE	R. Caster	RLB B. Martin
WR	D. Knight	LCB S. Suggs
QB	J. Namath	RCB E. Taylor
RB	S. Davis	LS P. Wise
FB	C. Gaines	RS B. Owens

**Coaching Staff:** Walt Michaels, Defensive Coordinator; Bob Fry, Offensive Line; Jim Champion, Defensive Line; Dan Henning, Quarterbacks and Recievers; Joe Gardi, Special Teams; Burley Crowe, Defensive Second-ary; Jerry Kirk, Offensive Backs

# NEW YORK JETS 1977 (3-11)

**Head Coach:** Walt Michaels

**Finish:** Fifth in AFC East

**Home Stadium:** Shea Stadium, Queens, NY

Date	W-L	Score	Opponents	Attendance
9/18	L	0-20	at Houston	39,488
9/25	L	12-20	Baltimore	43,439
10/2	W	30-27	New England	38,227
10/9	W	24-19	at Buffalo	32,046
10/16	L	17-21	at Miami	43,446
10/23	L	27-28	Oakland	56,734
10/30	L	13-24	at New England	61,042
11/6	L	10-14	Miami	51,582
11/13	L	0-17	Seattle	42,923
11/20	L	12-33	at Baltimore	50,957
11/27	L	20-23	Pittsburgh	47,385
12/4	W	16-13	at New Orleans	40,464
12/11	L	10-14	Buffalo	31,929
12/18	L	0-27	at Philadelphia	19,241

## 1977 AFC EAST STANDINGS

Baltimore	10	4	0	.714
Miami	10	4	0	.714
New England	9	5	0	.643
Buffalo	3	11	0	.214
Jets	3	11	0	.214

## SCORE BY QUARTER

Jets	49	47	20	75	191
Opp.	88	89	44	79	300

## TEAM STATISTICS

Total First Downs	Jets 195	Opp. 283
By Rushing	83	137
By Passing	96	131
By Penalty	16	15
Third Down: Md/Att.	62/182	37/206
Third Down: Eff.	34.1	17.9
Fourth Down: Md/Att.	0/0	0/0
Fourth Down: Eff.	0	0
Total Net Yards	3,620	4,648
Avg. per Game	258.6	332
Total Offensive Plays	832	978
Avg. per Play	4.4	4.8
Net Yards Rushing	1,618	2,245
Total Rushing Plays	437	575
Avg. per Rush	3.7	3.9
Avg. per Game	115.6	160.4
Net Yards Passing	2,002	2,403
Avg. per Game	143	171.6
Sacked/Yards Lost	35/284	26/184
Gross Yards Passing	2286	2587
Att./Completions	360/170	377/215
Completion Pct.	47.2	57
Had Intercepted	26	11
Possession Avg.	25:24	30:18
Punts/Avg.	76/37.6	73/38.2
Punt Return/Avg.	12.6	9.7
Net Punting Avg.	76/29.3	73/28.8
Penalties/Yards	62/508	89/788
Fumbles/Lost	24/14	37/17
Touchdowns	21	39
Rushing	6	14
Passing	14	23
Returns	1	2

## RUSHING

Player	No	Yds	Avg	Lg	TD
Gaines	158	595	3.8	19	3
Dierking	79	315	4.0	21	0
Harper	44	198	4.5	18	0
Long	56	170	3.0	12	0
White	50	151	3.0	27	1
Todd	24	46	1.9	13	2
Robinson	5	45	9.0	19	0
Newton	8	39	4.9	8	0
Domres	4	23	5.8	11	0
Walker	3	25	8.3	11	0
Keller	1	25	25.0	25	0
Diggs	1	16	16.0	16	0
Caster	2	-15	-7.5	-6	0
<b>Jets</b>	<b>437</b>	<b>1,618</b>	<b>3.7</b>	<b>27</b>	<b>6</b>
<b>Opp.</b>	<b>575</b>	<b>2,245</b>	<b>3.9</b>	<b>39</b>	<b>14</b>

## RECEIVING

Player	No	Yds	Avg	Lg	TD
Gaines	55	469	8.5	31	1
Walker	35	740	21.1	87t	3
Barkum	26	450	17.3	40t	6
Harper	21	209	10.0	55	1
Caster	10	205	20.5	58	1
Knight	7	129	18.4	49	0
Newton	5	33	6.6	9	0
Long	5	17	3.4	7	0
Dierking	4	29	7.3	15	1
White	2	5	2.5	3t	1
<b>Jets</b>	<b>170</b>	<b>2,286</b>	<b>13.4</b>	<b>87t</b>	<b>14</b>
<b>Opp.</b>	<b>215</b>	<b>2,587</b>	<b>12.0</b>	<b>53t</b>	<b>23</b>

## INTERCEPTIONS

Player	No	Yds	Avg	Lg	TD
Owens	3	18	6.0	12	0
Buttle	2	54	27.0	44t	1
Parker	1	45	45.0	45	0
Keller	1	36	36.0	36	0
Ebersole	1	0	0.0	0	0
Hardee	1	0	0.0	0	0
Martin	1	0	0.0	0	0
Taylor	1	0	0.0	0	0
<b>Jets</b>	<b>11</b>	<b>153</b>	<b>13.9</b>	<b>45</b>	<b>1</b>
<b>Opp.</b>	<b>26</b>	<b>420</b>	<b>16.2</b>	<b>51</b>	<b>0</b>

## PUNTING

Player	No	Yds	Avg	Net	Tb	In	Lg	Blk
Ramsey	62	2,298	37.1	29.6	8	8	61	0
Carrell	14	557	39.8	27.9	1	2	56	0
<b>Jets</b>	<b>76</b>	<b>2,855</b>	<b>37.6</b>	<b>29.3</b>	<b>9</b>	<b>10</b>	<b>61</b>	<b>0</b>
<b>Opp.</b>	<b>73</b>	<b>2,758</b>	<b>38.2</b>	<b>28.8</b>	<b>10</b>	<b>9</b>	<b>57</b>	<b>1</b>

## PUNT RETURNS

Player	No	FC	Yds	Avg	Lg	TD
Harper	34	5	425	12.5	49	0
Schroy	3	0	38	12.7	17	0
Hardee	1	0	17	17.0	17	0
<b>Jets</b>	<b>38</b>	<b>5</b>	<b>480</b>	<b>12.6</b>	<b>49</b>	<b>0</b>
<b>Opp.</b>	<b>46</b>	<b>3</b>	<b>448</b>	<b>9.7</b>	<b>71</b>	<b>0</b>

## PASSING

Player	Att	Cmp	Yards	Cmp%	Yds/Att	TD	TD%	Int	Int%	Lg	Sk/Yds	Rating
Todd	265	133	1,863	50.2	7.03	11	4.2	17	6.4	87t	24/203	60.3
Robinson	54	20	310	37	5.74	2	3.7	8	14.8	58	7/1/87	29.6
Domres	40	17	113	42.5	2.83	1	2.5	1	2.5	18	4/24/06	47.9
Harper	1	0	0	0	0	0	0	0	0	0	0/0	39.6
<b>Jets</b>	<b>360</b>	<b>170</b>	<b>2,286</b>	<b>47.2</b>	<b>6.35</b>	<b>14</b>	<b>3.9</b>	<b>26</b>	<b>7.2</b>	<b>87t</b>	<b>35/284</b>	<b>50.8</b>
<b>Opp.</b>	<b>377</b>	<b>215</b>	<b>2,587</b>	<b>57</b>	<b>6.86</b>	<b>23</b>	<b>6.1</b>	<b>11</b>	<b>2.9</b>	<b>53t</b>	<b>26/184</b>	<b>86.4</b>

## SCORING

Player	TD	Ru	Pa	Rt	PAT	FG	S	TP
Leahy	0	0	0	0	18/21	15/25	0	63
Barkum	6	0	6	0	-	-	0	36
Gaines	4	3	1	0	-	-	0	24
Walker	3	0	3	0	-	-	0	18
Todd	2	2	0	0	-	-	0	12
White	2	1	1	0	-	-	0	12
Buttle	1	0	0	1	-	-	0	6
Caster	1	0	1	0	-	-	0	6
Dierking	1	0	1	0	-	-	0	6
Harper	1	0	1	0	-	-	0	6
<b>Jets</b>	<b>21</b>	<b>6</b>	<b>14</b>	<b>1</b>	<b>18/21</b>	<b>15/25</b>	<b>1</b>	<b>191</b>
<b>Opp.</b>	<b>39</b>	<b>14</b>	<b>23</b>	<b>1</b>	<b>34/39</b>	<b>10/21</b>	<b>1</b>	<b>300</b>

## KICK RETURNS

Player	No	Yds	Avg	Lg	TD
Harper	42	1,035	24.6	60	0
Hardee	7	148	21.1	36	0
Dierking	6	91	15.2	20	0
Raba	4	64	16.0	20	0
Marvaso	2	36	18.0	20	0
<b>Jets</b>	<b>61</b>	<b>1,374</b>	<b>22.5</b>	<b>60</b>	<b>0</b>
<b>Opp.</b>	<b>45</b>	<b>946</b>	<b>21.0</b>	<b>100t</b>	<b>1</b>

## FIELD GOALS

Player	1-19	20-29	30-39	40-49	50+
Leahy	0/1	7/8	6/8	2/6	0/2
<b>Jets</b>	<b>0/1</b>	<b>7/8</b>	<b>6/8</b>	<b>2/6</b>	<b>0/2</b>
<b>Opp.</b>	<b>0/0</b>	<b>2/3</b>	<b>6/8</b>	<b>2/8</b>	<b>0/2</b>

Leahy: () (25G) (38B, 32G) (35G) (30G, 50B, 40B) (32N, 26N) (36G, 40N, 21G) (37G, 47B) (24G, 22G, 52B) (33G, 47G) (48G, 19G, 29G, 27G) (25G) ()

Opponents: (41N, 27N, 41N) () (44G, 24G) (38N, 24G) (41N) () (30G) (43B) (33N, 50G, 43N, 33G) (30G, 31G, 52B) (40N, 37G) () () (39G, 41G)

## USUAL STARTERS

Offense				Defense			
WR	E. Bell	LE	L. Pillers	WR	W. Walker	LT	C. Barzilauskas
WR	G. Puetz	RT	A. Salaam	LT	G. Puetz	RE	R. Neal
LG	R. Rasmussen	LLB	G. Buttle	RG	J. Fields	MLB	J. Ebersole
C	J. Fields	RLB	L. Keller	RT	D. Alexander	LCB	B. Hardee
RG	D. Alexander	RCB	E. Taylor	TE	M. Powell	LS	S. Suggs
RT	M. Powell	RS	B. Owens	QB	J. Barkum		
TE	J. Barkum			RB	R. Caster		
WR	R. Caster			FB	R. Todd		
QB	R. Todd				K. Long		
RB	K. Long				C. Gaines		
FB	C. Gaines						

**Coaching Staff:** Bob Fry, Offensive Line; Dan Sekanovich, Defensive Line; Dan Henning, Receivers; John Idzik, Offensive Coordinator; Joe Gardi, Special Teams Coach; Burley Crowe, Defensive Secondary; Bob Ledbetter, Offensive Backfield; John Mazur, Defensive Secondary

# NEW YORK JETS 1978 (8-8)

**Head Coach:** Walt Michaels

**Finish:** Third in AFC East

**Home Stadium:** Shea Stadium, Queens, NY

Date	W-L	Score	Opponents	Attendance
9/3	W	33-20	Miami	49,598
9/10	W	21-20	at Buffalo	40,985
9/17	L	17-24	Seattle	46,911
9/24	L	3-23	at Washington	54,729
10/1	L	17-28	Pittsburgh	52,058
10/8	W	45-14	Buffalo	44,545
10/15	W	33-10	at Baltimore	45,563
10/22	W	23-10	St. Louis	29,244
10/29	L	21-55	at New England	60,585
11/5	W	31-28	at Denver	74,983
11/12	L	9-17	at Philadelphia	65,950
11/19	L	17-19	New England	55,568
11/26	W	24-13	at Miami	49,522
12/3	W	24-16	Baltimore	50,248
12/10	L	34-37	at Cleveland (OT)	36,881
12/17	L	7-30	Dallas	52,532

## 1978 AFC EAST STANDINGS

New England	11	5	0	.688
Miami	11	5	0	.688
Jets	8	8	0	.500
Buffalo	5	11	0	.313
Baltimore	5	11	0	.313

## SCORE BY QUARTER

Jets	68	112	84	95	0	359
Opp.	76	124	73	88	3	364

## TEAM STATISTICS

Total First Downs	277	324
By Rushing	131	157
By Passing	128	146
By Penalty	18	21
Third Down: Md/Att.	97/221	100/212
Third Down: Eff.	43.9	47.2
Fourth Down: Md/Att.	0/0	0/0
Fourth Down: Eff.	0	0
Total Net Yards	4,857	5,524
Avg. per Game	303.6	345.3
Total Offensive Plays	993	1,069
Avg. per Play	4.9	5.2
Net Yards Rushing	2,250	2,701
Total Rushing Plays	532	600
Avg. per Rush	4.0	4.5
Avg. per Game	140.6	168.8
Net Yards Passing	2,607	2,823
Avg. per Game	162.9	176.4
Sacked/Yards Lost	43/350	22/299
Gross Yards Passing	2,957	3,052
Att./Completions	388/193	447/260
Completion Pct.	49.7	58.2
Had Intercepted	28	23
Possession Avg.	27:39	32:21
Punts/Avg.	74/40.1	70/37.4
Punt Return/Avg.	12.5	11.7
Net Punting Avg.	74/29.9	70/29.5
Penalties/Yards	102/854	98/855
Fumbles/Lost	22/9	34/17
Touchdowns	42	45
Rushing	21	20
Passing	19	21
Returns	2	4

## RUSHING

Player	No	Yds	Avg	Lg	TD
Long	214	954	4.5	27	10
Dierking	170	681	4.0	26	4
Harper	58	303	5.2	32	2
Gaines	44	154	3.5	33	2
D. Powell	20	77	3.9	17	1
Newton	11	45	4.1	7	2
Robinson	28	23	0.8	15	0
Todd	14	18	1.3	10	0
Gaffney	2	-2	-1.0	1	0
Walker	1	-3	-3.0	-3	0
<b>Jets</b>	<b>562</b>	<b>2250</b>	<b>4.0</b>	<b>33</b>	<b>21</b>
<b>Opp.</b>	<b>600</b>	<b>2701</b>	<b>4.5</b>	<b>58t</b>	<b>20</b>

## RECEIVING

Player	No	Yds	Avg	Lg	TD
Walker	48	1,169	24.4	77t	8
Gaffney	38	691	18.2	50	3
Barkum	28	391	14.0	27	3
Long	26	204	7.8	17	0
Dierking	19	152	8.0	17	0
Harper	13	196	15.1	44	2
Shuler	11	67	6.1	15	3
Newton	5	48	9.6	14	0
Gaines	3	23	7.7	13	0
Jones	1	18	18.0	18	0
Roman	1	-2	-2.0	-2	0
<b>Jets</b>	<b>193</b>	<b>2,957</b>	<b>15.3</b>	<b>77t</b>	<b>19</b>
<b>Opp.</b>	<b>260</b>	<b>3,052</b>	<b>11.7</b>	<b>52</b>	<b>21</b>

## INTERCEPTIONS

Player	No	Yds	Avg	Lg	TD
Owens	5	156	31.2	49	1
Jackson	5	26	5.2	13	0
Hennigan	3	76	25.3	53	0
Suggs	3	61	20.3	32	0
Buttle	2	34	17.0	29	0
Martin	2	32	16.0	26	0
Taylor	2	0	0.0	0	0
Keller	1	4	4.0	4	0
<b>Jets</b>	<b>23</b>	<b>389</b>	<b>16.9</b>	<b>53</b>	<b>1</b>
<b>Opp.</b>	<b>28</b>	<b>470</b>	<b>16.8</b>	<b>85t</b>	<b>2</b>

## PUNTING

Player	No	Yds	Avg	Net	Tb	In	Lg	Blk
Ramsey	74	2,964	40.1	29.9	7	9	79	0
<b>Jets</b>	<b>74</b>	<b>2,964</b>	<b>40.1</b>	<b>29.9</b>	<b>7</b>	<b>9</b>	<b>79</b>	<b>0</b>
<b>Opp.</b>	<b>70</b>	<b>2,617</b>	<b>37.4</b>	<b>29.5</b>	<b>7</b>	<b>12</b>	<b>73</b>	<b>1</b>

## PUNT RETURNS

Player	No	FC	Yds	Avg	Lg	TD
Harper	30	4	378	12.6	82t	1
Schroy	3	0	35	11.7	30	0
<b>Jets</b>	<b>33</b>	<b>4</b>	<b>413</b>	<b>12.5</b>	<b>82t</b>	<b>1</b>
<b>Opp.</b>	<b>52</b>	<b>2</b>	<b>609</b>	<b>11.7</b>	<b>48</b>	<b>0</b>

## PASSING

Player	Att	Cmp	Yards	Cmp%	Yds/Att	TD	TD%	Int	Int%	Lg	Sk/Yds	Rating
Robinson	226	124	2,002	46.6	7.53	13	4.9	16	16	77t	22/228	63.5
Todd	107	60	849	56.1	7.93	6	5.6	10	9.3	49	15/122	61.6
Ryan	14	9	106	64.3	7.57	0	0	2	14.3	18	0/0	47.6
Dierking	1	0	0	0	0	0	0	0	0	0	0/0	39.6
<b>Jets</b>	<b>388</b>	<b>193</b>	<b>2,957</b>	<b>49.7</b>	<b>7.62</b>	<b>19</b>	<b>4.9</b>	<b>28</b>	<b>7.2</b>	<b>77t</b>	<b>43/350</b>	<b>61.5</b>
<b>Opp.</b>	<b>447</b>	<b>260</b>	<b>3,052</b>	<b>58.2</b>	<b>6.83</b>	<b>21</b>	<b>4.7</b>	<b>23</b>	<b>5.1</b>	<b>52</b>	<b>22/229</b>	<b>73.2</b>

## SCORING

Player	TD	Ru	Pa	Rt	PAT	FG	S	TP
Leahy	0	0	0	0	41/42	22/30	0	107
Long	10	10	0	0	-	-	0	60
Walker	8	0	8	0	-	-	0	48
Harper	5	2	2	1	-	-	0	30
Dierking	4	4	0	0	-	-	0	24
Barkum	3	0	3	0	-	-	0	18
Gaffney	3	0	3	0	-	-	0	18
Shuler	3	0	3	0	-	-	0	18
Gaines	2	2	0	0	-	-	0	12
Newton	2	2	0	0	-	-	0	12
Owens	1	0	0	1	-	-	0	6
D.Powell	1	1	0	0	-	-	0	6
<b>Jets</b>	<b>42</b>	<b>21</b>	<b>19</b>	<b>2</b>	<b>41/42</b>	<b>22/30</b>	<b>0</b>	<b>359</b>
<b>Opp.</b>	<b>45</b>	<b>20</b>	<b>21</b>	<b>4</b>	<b>40/45</b>	<b>18/24</b>	<b>0</b>	<b>364</b>

## KICK RETURNS

Player	No	Yds	Avg	Lg	TD
Harper	55	1,280	23.3	40	0
Gaines	3	33	11.0	14	0
D. Powell	3	50	16.7	26	0
Stephens	3	42	14.0	16	0
Bell	2	66	33.0	29	0
Shuler	1	12	12.0	12	0
<b>Jets</b>	<b>67</b>	<b>1,509</b>	<b>22.5</b>	<b>40</b>	<b>0</b>
<b>Opp.</b>	<b>64</b>	<b>1,417</b>	<b>22.1</b>	<b>53</b>	<b>0</b>

## FIELD GOALS

Player	1-19	20-29	30-39	40-49	50+
Leahy	2/2	5/5	9/12	6/9	0/2
<b>Jets</b>	<b>2/2</b>	<b>5/5</b>	<b>9/12</b>	<b>6/9</b>	<b>0/2</b>
<b>Opp.</b>	<b>0/0</b>	<b>7/7</b>	<b>5/8</b>	<b>6/8</b>	<b>0/1</b>

Leahy: (36G, 22G, 46G, 36G) () (37G) (31G, 50B) (47G) (38G) (23G, 19G, 52N, 30G, 26G) (20G, 38G, 45G) () (38G, 38N, 49N) (41G, 47N) (45G, 33N) (19G, 43N) (32N, 22G) (45G, 39G) ()

Opponents: () () (45G) (39G, 34G, 50N, 44G) () () (27G) (41G) () (39G,32) (47G, 48N, 24G) (38G, 46G) (30G, 22G, 41G) (26G, 22G, 39B, 22G) (22G)

## USUAL STARTERS

	Offense	Defense
WR	W. Walker	LE L. Pillers
LT	C. Ward	LT A. Salaam
LG	R. Rasmussen	RE J. Klecko
C	J. Fields	LOLB L. Keller/G. Buttle
RG	D. Alexander	LILB J. Hennessy
RT	M. Powell	RILB M. Hennigan
TE	J. Barkum	ROLB B. Martin
WR	D. Gaffney	LCB B. Jackson
QB	M. Robinson	RCB E. Taylor
RB	S. Dierking	SS S. Suggs
FB	K. Long	FS B. Owens

**Pro Bowl:** WR Wesley Walker

**Coaching Staff:** Bob Fry, Offensive Line; Dan Sekanovich, Defensive Line; Dan Henning, Receivers; John Idzik, Offensive Coordinator; Joe Gardi, Special Teams Coach; Burley Crowe, Defensive Secondary; Bob Ledbetter, Offensive Backfield; John Mazur, Defensive Secondary

# NEW YORK JETS 1979 (8-8)

**Head Coach:** Walt Michaels

**Finish:** Third in AFC East

**Home Stadium:** Shea Stadium, Queens, NY

Date	W-L	Score	Opponents	Attendance
9/2	L	22-25	Cleveland (OT)	48,472
9/9	L	3-56	at New England	53,113
9/16	W	31-10	Detroit	49,612
9/23	L	31-46	at Buffalo	68,731
9/30	W	33-27	Miami	51,496
10/7	L	8-10	at Baltimore	32,142
10/15	W	14-7	Minnesota	54,479
10/21	W	28-19	Oakland	55,802
10/28	L	24-27	at Houston (OT)	45,825
11/4	W	27-22	at Green Bay	54,201
11/11	L	12-14	Buffalo	50,647
11/18	L	13-23	at Chicago	53,635
11/26	L	7-30	at Seattle	59,977
12/2	W	30-17	Baltimore	47,744
12/9	W	27-26	New England	45,131
12/15	W	27-24	at Miami	49,915

## 1979 AFC EAST STANDINGS

Miami	10	6	0	.625
New England	9	7	0	.536
Jets	8	8	0	.500
Buffalo	7	9	0	.438
Baltimore	5	11	0	.313

## SCORE BY QUARTER

Jets	53	121	67	96	0	337
Opp.	73	126	98	80	6	383

## TEAM STATISTICS

	Jets	Opp.
Total First Downs	299	331
By Rushing	153	107
By Passing	126	198
By Penalty	20	26
Third Down: Md/Att.	99/221	115/237
Third Down: Eff.	44.8	48.5
Total Net Yards	5,244	5,821
Avg. per Game	327.8	363.8
Total Offensive Plays	1035	1094
Avg. per Play	5.1	5.3
Net Yards Rushing	2,646	1,706
Total Rushing Plays	634	502
Avg. per Rush	4.2	3.4
Avg. per Game	165.4	106.6
Net Yards Passing	2,598	4,115
Avg. per Game	162.4	257.2
Sacked/Yards Lost	32/266	22/173
Gross Yards Passing	2,864	4,288
Att./Completions	369/190	570/339
Completion Pct.	51.5	59.5
Had Intercepted	25	21
Time of Possession	28:55	31:05
Punts/Avg.	73/40.8	69/36.6
Punt Return/Avg.		
Net Punting Avg.	73/34.5	69/31.1
Penalties/Yards	109/876	98/888
Fumbles/Lost	26/13	34/19
Touchdowns	42	46
Rushing	23	13
Passing	16	31
Returns	3	2

## RUSHING

Player	No	Yds	Avg	Lg	TD
Gaines	186	905	4.9	52	0
Dierking	186	767	4.1	40	3
Long	116	442	3.8	25	7
Harper	65	282	4.3	31	0
Newton	37	145	3.9	51t	6
Todd	36	93	2.6	21	5
Robinson	3	4	1.3	10	1
Bennett	2	4	2.0	3	1
Jones	1	4	4.0	4	0
Ramsey	2	0	0.0	0	0
<b>Jets</b>	<b>634</b>	<b>2,646</b>	<b>4.2</b>	<b>52</b>	<b>23</b>
<b>Opp.</b>	<b>502</b>	<b>1,706</b>	<b>3.4</b>	<b>33</b>	<b>13</b>

## RECEIVING

Player	No	Yds	Avg	Lg	TD
Gaffney	32	534	16.7	43	1
Gaines	29	219	7.6	15	0
Barkum	27	401	14.9	40	4
Walker	23	569	24.7	71t	5
Jones	19	379	19.9	51	1
Harper	17	250	14.7	72t	2
Shuler	16	225	14.1	46	3
Dierking	10	121	12.1	27	0
Long	10	115	11.5	27	0
Newton	4	33	8.3	11	0
Raba	2	9	4.5	6	0
Bennett	1	9	9.0	9	0
<b>Jets</b>	<b>190</b>	<b>2,864</b>	<b>15.1</b>	<b>72t</b>	<b>16</b>
<b>Opp.</b>	<b>339</b>	<b>4,288</b>	<b>12.6</b>	<b>75t</b>	<b>31</b>

## INTERCEPTIONS

Player	No	Yds	Avg	Lg	TD
Owens	6	41	6.8	15	0
Jackson	4	63	15.8	58t	1
Suggs	3	41	13.7	32t	1
Lynn	2	46	23.0	32	0
Buttle	2	27	13.5	27	0
Blinka	2	12	6.0	8	0
McKibben	1	5	5.0	5	0
Schroy	1	4	4.0	4	0
<b>Jets</b>	<b>21</b>	<b>239</b>	<b>11.4</b>	<b>58t</b>	<b>2</b>
<b>Opp.</b>	<b>25</b>	<b>414</b>	<b>16.6</b>	<b>66</b>	<b>0</b>

## PUNTING

Player	No	Yds	Avg	Net	Tb	In	Lg	Blk
Ramsey	73	2,979	40.8	34	10	22	64	0
<b>Jets</b>	<b>73</b>	<b>2,979</b>	<b>40.8</b>	<b>34</b>	<b>10</b>	<b>22</b>	<b>64</b>	<b>0</b>
<b>Opp.</b>	<b>69</b>	<b>2,523</b>	<b>36.6</b>	<b>31.1</b>	<b>3</b>	<b>14</b>	<b>70</b>	<b>3</b>

## PUNT RETURNS

Player	No	FC	Yds	Avg	Lg	TD
Harper	33	9	290	8.8	51	0
Schroy	2	0	24	12.0	19	0
Darby	1	0	0	0.0	0	0
Jones	0	1	0	0.0	0	0
<b>Jets</b>	<b>36</b>	<b>10</b>	<b>314</b>	<b>8.7</b>	<b>51</b>	<b>0</b>
<b>Opp.</b>	<b>33</b>	<b>8</b>	<b>260</b>	<b>7.9</b>	<b>36</b>	<b>0</b>

## PASSING

Player	Att	Cmp	Yards	Cmp%	Yds/Att	TD	TD%	Int	Int%	Lg	Sk/Yds	Rating
Todd	334	171	2,660	51.2	7.96	16	4.8	22	6.6	72t	25/222	66.5
Robinson	31	17	191	54.8	6.16	0	0	2	6.5	33	5/30	46.6
Ryan	4	2	13	50	3.25	0	0	1	25	7	2/14	17.7
<b>Jets</b>	<b>369</b>	<b>190</b>	<b>2,864</b>	<b>51.5</b>	<b>7.76</b>	<b>16</b>	<b>4.3</b>	<b>25</b>	<b>6.8</b>	<b>72t</b>	<b>32/266</b>	<b>63.6</b>
<b>Opp.</b>	<b>570</b>	<b>339</b>	<b>4,288</b>	<b>59.5</b>	<b>7.52</b>	<b>31</b>	<b>5.4</b>	<b>21</b>	<b>3.7</b>	<b>75t</b>	<b>22/173</b>	<b>85.5</b>

## SCORING

Player	TD	Ru	Pa	Rt	PAT	FG	S	TP
Long	7	7	0	0	-	-	0	42
Leahy	0	0	0	0	12/15	8/13	0	36
Newton	6	6	0	0	-	-	0	36
Todd	5	5	0	0	-	-	0	30
Walker	5	0	5	0	-	-	0	30
Jacobs	0	0	0	0	10/11	5/9	0	25
Barkum	4	0	4	0	-	-	0	24
Linhart	0	0	0	0	11/14	3/6	0	20
Dierking	3	3	0	0	-	-	0	18
Shuler	3	0	3	0	-	-	0	18
Harper	2	0	2	0	-	-	0	12
Bennett	1	1	0	0	-	-	0	6
Gaffney	1	0	1	0	-	-	0	6
Jackson	1	0	0	1	-	-	0	6
Jones	1	0	1	0	-	-	0	6
Lynn	1	0	0	1	-	-	0	6
Robinson	1	1	0	0	-	-	0	6
Suggs	1	0	0	1	-	-	0	6
Moresco	0	0	0	0	-	-	1	2
Szaro	0	0	0	0	2/2	0/2	0	2
<b>Jets</b>	<b>42</b>	<b>23</b>	<b>16</b>	<b>3</b>	<b>35/42</b>	<b>16/30</b>	<b>1</b>	<b>337</b>
<b>Opp.</b>	<b>52</b>	<b>19</b>	<b>28</b>	<b>5</b>	<b>39/45</b>	<b>22/29</b>	<b>1</b>	<b>383</b>

## KICK RETURNS

Player	No	Yds	Avg	Lg	TD
Harper	55	1,158	21.1	52	0
Jones	7	140	20.0	36	0
Schroy	6	179	29.8	51	0
Gaines	2	29	14.5	20	0
Hennessy	2	15	7.5	12	0
Bennett	1	7	7.0	7	0
Raba	1	18	18.0	18	0
Shuler	1	15	15.0	15	0
Newton	1	0	0.0	0	0
<b>Jets</b>	<b>76</b>	<b>1,561</b>	<b>20.5</b>	<b>52</b>	<b>0</b>
<b>Opp.</b>	<b>70</b>	<b>1,529</b>	<b>21.8</b>	<b>100t</b>	<b>1</b>

## FIELD GOALS

Player	1-19	20-29	30-39	40-49	50+
Howfield	7/8	7/7	11/15	2/7	0/0
Linhart	0-0	1-1	2-4	0-1	0-0
Leahy	1-1	2-2	5-8	0-2	0-0
Jacobs	0-0	3-4	1-2	1-3	0-0
Szaro	0-1	0-0	0-0	0-1	0-0
Jets	1-2	6-7	8-14	1-7	0-0
Opp.	0-0	9-9	7-11	6-8	0-1

Leahy: (43N, 32N, 34G, 24G, 21G) (30G) (46N,30G) (37B, 30G) (32N) (18G, 31G); Szaro: (46N,17B); Linhart: (35N) (31G) (32G, 24G, 39G) () (42N); Jacobs: (42N) (28G, 27G, 34N, 23N, 42G) (39G, 25G) (41N)

Opponents: (31G, 36G, 35G, 27G) () (36G) (28G, 29G) (25G, 37G) (45N, 41G) (43N) (37N, 25G, 25G) (47G, 31N, 35G) (39G) () (24G) (49G, 42G, 45G) (20G) (34N,47G) (25G, 52B, 33N)

## USUAL STARTERS

	Offense	Defense
WR	W. Walker	LDE L. Pillers
LT	C. Ward	LDT A. Salaam
LG	R. Rasmussen	RDT J. Klecko
C	J. Fields	RDE M. Lyons
RG	D. Alexander	RLB M. McKibben
RT	M. Powell	MLB S. Blinka
TE	J. Barkum	LLB G. Buttle
WR	D. Gaffney	LCB B. Jackson
QB	R. Todd	RCB J. Lynn
RB	S. Dierking	SS S. Suggs
FB	C. Gaines	FS B. Owens

**Coaching Staff:** Bob Fry, Offensive Line; Dan Sekanovich, Defensive Line; Dan Henning, Receivers; John Idzik, Offensive Coordinator; Joe Gardi, Special Teams Coach; Burley Crowe, Defensive Secondary; Bob Ledbetter, Offensive Backfield; John Mazur, Defensive Secondary; Pete McCulley, Wide Receivers.

YEAR-BY-YEAR RESULTS 1979



# NEW YORK JETS 1980 (4-12)

**Head Coach:** Walt Michaels

**Finish:** Fifth in AFC East

**Home Stadium:** Shea Stadium, Queens, NY

Date	W-L	Score	Opponents	Attendance
9/7	L	14-17	Baltimore	50,777
9/14	L	10-20	at Buffalo	65,315
9/21	L	27-37	San Francisco	50,608
9/28	L	21-35	at Baltimore	33,373
10/5	L	11-21	New England	53,603
10/12	W	14-7	at Atlanta	57,458
10/19	L	17-27	Seattle	52,496
10/27	W	17-14	Miami	53,046
11/2	L	21-34	at New England	60,834
11/9	L	24-31	Buffalo	45,677
11/16	L	24-31	at Denver	72,114
11/23	W	31-28	Houston (OT)	52,358
11/30	L	13-38	at Los Angeles	59,743
12/7	L	14-17	at Cleveland	78,454
12/14	L	20-21	New Orleans	38,077
12/20	W	24-17	at Miami	41,854

## 1980 AFC EAST STANDINGS

Buffalo	11	5	0	.688
New England	10	6	0	.625
Miami	8	8	0	.500
Baltimore	7	9	0	.438
Jets	4	12	0	.250

## SCORE BY QUARTER

Jets	44	112	38	105	3	302
Opp.	88	93	68	146	0	395

## TEAM STATISTICS

	Jets	Opp.
Total First Downs	289	348
By Rushing	124	127
By Passing	146	198
By Penalty	19	23
Third Down: Md/Att.	86/202	106/220
Third Down: Eff.	42.6	48.2
Fourth Down: Md/Att.	0/0	0/0
Total Net Yards	4,882	5,615
Avg. per Game	305.1	350.9
Total Offensive Plays	993	1080
Avg. per Play	4.9	5.2
Net Yards Rushing	1,873	1,951
Total Rushing Plays	470	508
Avg. per Rush	4	3.8
Avg. per Game	117.1	121.9
Net Yards Passing	3,009	3,664
Avg. per Game	188.1	229
Sacked/Yards Lost	42/326	28/235
Gross Yards Passing	3,335	3,899
Att./Completions	481/265	544/337
Completion Pct.	55.1	61.9
Had Intercepted	30	23
Time of Possession	29:04	30:56
Punts/Avg.	74/41.8	63/39.9
Punt Return/Avg.	8.2	8.0
Net Punting Avg.	74/34.1	63/33.7
Penalties/Yards	103/767	90/872
Fumbles/Lost	27/11	26/9
Touchdowns	37	51
Rushing	17	20
Passing	17	27
Returns	3	4

## RUSHING

Player	No	Yds	Avg	Lg	TD
Dierking	156	567	3.6	15	6
Long	115	355	3.1	18	6
Todd	49	330	6.7	31t	5
Newton	59	299	5.1	23	0
Gaines	36	174	4.8	15	0
Harper	45	126	2.8	22	0
Darby	1	15	15.0	15	0
Bennett	3	13	4.3	6	0
L. Jones	2	5	2.5	7	0
Batton	3	4	1.3	3	0
Ramsey	1	-15	-15.0	-15	0
<b>Jets</b>	<b>470</b>	<b>1,873</b>	<b>4.0</b>	<b>31t</b>	<b>17</b>
<b>Opp.</b>	<b>508</b>	<b>1,951</b>	<b>3.8</b>	<b>36</b>	<b>20</b>

## RECEIVING

Player	No	Yds	Avg	Lg	TD
Harper	50	634	12.7	52	3
Gaines	36	310	8.6	16t	3
L. Jones	25	482	19.3	55	3
Gaffney	24	397	16.5	36	2
Shuler	22	226	10.3	26	2
Newton	20	144	7.2	18	0
Long	20	137	6.9	16	0
Dierking	19	138	7.3	22	1
Walker	18	376	20.9	47	1
B. Jones	14	193	13.8	25	0
Barkum	13	244	18.8	28	1
Darby	3	48	16.0	20	1
Lewis	1	6	6.0	6	0
<b>Jets</b>	<b>265</b>	<b>3,335</b>	<b>12.6</b>	<b>55</b>	<b>17</b>
<b>Opp.</b>	<b>337</b>	<b>3,899</b>	<b>11.6</b>	<b>68t</b>	<b>27</b>

## INTERCEPTIONS

Player	No	Yds	Avg	Lg	TD
Schroy	8	91	11.4	82t	1
Ray	6	132	22.0	71t	1
Dykes	5	1	0.2	1	0
Crosby	2	47	23.5	42	0
Buttle	1	15	15.0	15	0
Jackson	1	7	7.0	7	0
<b>Jets</b>	<b>23</b>	<b>293</b>	<b>12.7</b>	<b>82t</b>	<b>2</b>
<b>Opp.</b>	<b>30</b>	<b>408</b>	<b>13.6</b>	<b>60</b>	<b>1</b>

## PUNTING

Player	No	Yds	Avg	Net	Tb	In	Lg	Blk
Ramsey	73	3,096	42.4	34.1	10	15	59	1
<b>Jets</b>	<b>73</b>	<b>3,096</b>	<b>42.4</b>	<b>34.1</b>	<b>10</b>	<b>15</b>	<b>59</b>	<b>1</b>
<b>Opp.</b>	<b>63</b>	<b>2,512</b>	<b>39.9</b>	<b>33.7</b>	<b>6</b>	<b>13</b>	<b>65</b>	<b>0</b>

## PUNT RETURNS

Player	No	FC	Yds	Avg	Lg	TD
Harper	28	7	242	8.6	24	0
Schroy	4	0	27	6.8	15	0
B. Jones	1	1	0	0.0	0	0
<b>Jets</b>	<b>33</b>	<b>10</b>	<b>269</b>	<b>8.2</b>	<b>24</b>	<b>0</b>
<b>Opp.</b>	<b>46</b>	<b>7</b>	<b>369</b>	<b>8.0</b>	<b>75t</b>	<b>1</b>

## PASSING

Player	Att	Cmp	Yards	Cmp%	Yds/Att	TD	TD%	Int	Int%	Lg	Sk/Yds	Rating
Todd	479	264	3,329	55.1	6.95	17	3.5	30	6.31	55	42/326	62.7
Ramsey	2	1	6	50	3	0	0	0	0	6	0/0	56.3
<b>Jets</b>	<b>481</b>	<b>265</b>	<b>3,335</b>	<b>55.1</b>	<b>6.93</b>	<b>17</b>	<b>3.5</b>	<b>30</b>	<b>6.2</b>	<b>55</b>	<b>42/326</b>	<b>62.7</b>
<b>Opp.</b>	<b>544</b>	<b>337</b>	<b>3,899</b>	<b>61.9</b>	<b>7.17</b>	<b>27</b>	<b>5</b>	<b>23</b>	<b>4.2</b>	<b>68t</b>	<b>28/235</b>	<b>82.5</b>

## SCORING

Player	TD	Ru	Pa	Rt	PAT	FG	S	TP
Leahy	0	0	0	0	36/36	14/22	0	78
Dierking	7	6	1	0	-	-	0	42
Long	6	6	0	0	-	-	0	36
Todd	5	5	0	0	-	-	0	30
Gaines	3	0	3	0	-	-	0	18
Harper	3	0	3	0	-	-	0	18
L. Jones	3	0	3	0	-	-	0	18
Gaffney	2	0	2	0	-	-	0	12
Ray	2	0	0	2	-	-	0	12
Shuler	2	0	2	0	-	-	0	12
Barkum	1	0	1	0	-	-	0	6
Darby	1	0	1	0	-	-	0	6
Schroy	1	0	0	1	-	-	0	6
Walker	1	0	1	0	-	-	0	6
<b>Jets</b>	<b>37</b>	<b>17</b>	<b>17</b>	<b>3</b>	<b>36/36</b>	<b>14/22</b>	<b>1</b>	<b>302</b>
<b>Opp.</b>	<b>51</b>	<b>20</b>	<b>27</b>	<b>4</b>	<b>50/50</b>	<b>13/24</b>	<b>0</b>	<b>395</b>

## KICK RETURNS

Player	No	Yds	Avg	Lg	TD
Harper	49	1,070	21.8	35	0
Darby	7	139	19.9	30	0
Bennett	6	88	14.7	26	0
L. Jones	4	67	16.8	19	0
B. Jones	2	50	25.0	29	0
Shuler	2	25	12.5	25	0
Bingham	1	19	19.0	19	0
Schroy	1	17	17.0	17	0
Carter	1	12	12.0	12	0
Winkel	1	4	4.0	4	0
<b>Jets</b>	<b>74</b>	<b>1,491</b>	<b>20.1</b>	<b>35</b>	<b>0</b>
<b>Opp.</b>	<b>54</b>	<b>1,207</b>	<b>22.4</b>	<b>47</b>	<b>0</b>

## FIELD GOALS

Player	1-19	20-29	30-39	40-49	50+
Leahy	0-0	4-4	4-9	6-8	0-1
<b>Jets</b>	<b>0-0</b>	<b>4-4</b>	<b>4-9</b>	<b>6-8</b>	<b>0-1</b>
<b>Opp.</b>	<b>0-0</b>	<b>6-7</b>	<b>4-5</b>	<b>3-10</b>	<b>0-2</b>

Leahy: (32N) (44G) (49G,35G) () (39N,49B,40G) (38N) (37N,22G) (48G) () (33G) (22G) (36N) (32N,38G) (22G,40G) (55N) (26G,47G,43N) (34G)  
Opponents: (50N,46G) (47N,47G,38G) (25G) () () (48G,23G) () (44N,21G,27G) (44N,30G) (30G) (29N) (25G,43N,49N) (34G,52N) (42N) (21G,38B,42N)

## USUAL STARTERS

	Offense	Defense
WR	W. Walker	LDE M. Gastineau
LT	C. Ward	LDT A. Salaam
LG	R. Rasmussen	RDT M. Lyons
C	J. Fields	RDE J. Klecko
RG	D. Alexander	RLB R. Crosby
RT	M. Powell	MLB S. Blinka
TE	M. Shuler/J. Barkum	LLB G. Buttle
WR	J. "Lam" Jones	LCB B. Jackson
QB	R. Todd	RCB D. Dykes
RB	S. Dierking	SS K. Schroy
FB	K. Long	FS D. Ray

**AFL All-Star Game:** T Marvin Powell

**Coaching Staff:** John Mazur, Defensive Coordinator/Secondary; Bob Ledbetter, Running Backs; Pete McCulley, Quarterbacks; Larry Pasquale, Receivers; Dan Sekanovich, Defensive Line; Bob Fry, Offensive Line; Joe Gardi, Linebackers/Special Teams; Ralph Baker, Linebackers

# NEW YORK JETS 1981 (10-5-1)

**Head Coach:** Walt Michaels

**Finish:** Second in AFC East

**Home Stadium:** Shea Stadium, Queens, NY

Date	W-L	Score	Opponents	Attendance
9/6	L	0-31	at Buffalo	79,754
9/13	L	30-31	Cincinnati	49,454
9/20	L	10-38	at Pittsburgh	52,973
9/27	W	33-17	Houston	50,309
10/4	T	28-28	at Miami (OT)	68,723
10/11	W	28-24	New England	55,093
10/18	W	33-14	Buffalo	54,607
10/25	L	3-19	Seattle	49,678
11/1	W	26-7	at New York Giants	74,740
11/8	W	41-14	at Baltimore	31,521
11/15	W	17-6	at New England	45,342
11/22	W	16-15	Miami	59,962
11/29	W	25-0	Baltimore	53,593
12/6	L	23-27	at Seattle	53,105
12/12	W	14-13	at Cleveland	56,866
12/20	W	28-3	Green Bay	56,340
POSTSEASON				
12/27	L	27-31	Buffalo	57,050

## 1981 AFC EAST STANDINGS

Miami	11	4	1	.719
Jets	10	5	1	.656
Buffalo	10	6	0	.625
Baltimore	2	14	0	.125
New England	2	14	0	.125

## SCORE BY QUARTER

Jets	61	131	72	91	355
Opp.	37	100	100	50	287

## TEAM STATISTICS

Total First Downs	Jets 318	Opp. 291
By Rushing	122	112
By Passing	170	155
By Penalty	26	24
Third Down: Md/Att.	101/244	75/216
Third Down: Eff.	41.4	34.7
Total Net Yards	5,396	4,871
Avg. per Game	337.3	304.4
Total Offensive Plays	1,108	1,036
Avg. per Play	4.9	4.7
Net Yards Rushing	2,341	1,867
Total Rushing Plays	571	465
Avg. per Rush	4.1	4.0
Avg. per Game	146.3	116.7
Net Yards Passing	3,055	3,004
Avg. per Game	190.9	187.8
Sacked/Yards Lost	30/224	66/518
Gross Yards Passing	3,279	3,522
Att./Completions	507/283	505/275
Completion Pct.	55.8	54.5
Had Intercepted	14	21
Time of Possession	31:32	29:05
Punts/Avg.	81/40.6	94/40.4
Punt Return/Avg.	6.7	4.8
Net Punting Avg.	81/35.6	94/34.7
Penalties/Yards	102/936	106/935
Fumbles/Lost	38/17	35/15
Touchdowns	40	36
Rushing	11	19
Passing	26	15
Returns	3	2

## RUSHING

Player	No	Yds	Avg	Lg	TD
McNeil	137	623	4.5	43	2
Harper	81	393	4.9	29t	4
Augustyniak	85	339	4.0	12	1
Dierking	74	328	4.4	15t	1
Long	73	269	3.7	19	2
Newton	73	244	3.3	13	1
Todd	32	131	4.1	19	0
Lewis	6	18	3.0	7	0
Taylor	2	1	0.5	2	0
Ramsey	3	0	0.0	0	0
L. Jones	2	0	0.0	5	0
Ryan	3	-5	-1.7	-1	0
<b>Jets</b>	<b>571</b>	<b>2,341</b>	<b>4.1</b>	<b>43</b>	<b>11</b>
<b>Opp.</b>	<b>465</b>	<b>1,863</b>	<b>4.0</b>	<b>43</b>	<b>19</b>

## RECEIVING

Player	No	Yds	Avg	Lg	TD
Harper	52	459	8.8	24	1
Walker	47	770	16.4	49	9
Barkum	39	495	12.7	40t	7
Dierking	26	228	8.8	23	1
L. Jones	20	342	17.1	47t	3
McNeil	18	171	9.5	18	1
Augustyniak	18	144	8.0	19	0
Newton	17	104	6.1	13	0
B. Jones	16	239	14.9	36t	1
Gaffney	14	246	17.6	39	0
Long	13	66	5.1	18	3
Lewis	2	14	7.0	8	0
Todd	1	1	1.0	1	0
<b>Jets</b>	<b>283</b>	<b>3,279</b>	<b>11.6</b>	<b>49</b>	<b>26</b>
<b>Opp.</b>	<b>275</b>	<b>3,522</b>	<b>12.8</b>	<b>70t</b>	<b>15</b>

## INTERCEPTIONS

Player	No	Yds	Avg	Lg	TD
Ray	7	227	32.4	64t	2
Lynn	3	76	25.3	67	0
Mehl	3	17	5.7	10	0
Schroy	2	58	29.0	39	0
Buttle	2	34	17.0	22	0
Springs	2	5	2.5	5	0
Blinka	1	15	15.0	15	0
Holmes	1	0	0.0	0	0
<b>Jets</b>	<b>21</b>	<b>432</b>	<b>20.6</b>	<b>67</b>	<b>2</b>
<b>Opp.</b>	<b>14</b>	<b>414</b>	<b>15.1</b>	<b>45</b>	<b>0</b>

## PUNTING

Player	No	Yds	Avg	Net	Tb	In	Lg	Blk
Ramsey	81	3,290	40.6	35.6	13	27	65	0
<b>Jets</b>	<b>81</b>	<b>3,290</b>	<b>40.6</b>	<b>35.6</b>	<b>13</b>	<b>27</b>	<b>65</b>	<b>0</b>
<b>Opp.</b>	<b>94</b>	<b>3,802</b>	<b>40.4</b>	<b>34.7</b>	<b>10</b>	<b>17</b>	<b>67</b>	<b>1</b>

## PUNT RETURNS

Player	No	FC	Yds	Avg	Lg	TD
Harper	35	9	265	7.6	46	0
Sohn	13	3	66	5.1	14	0
B. Jones	1	0	1	1.0	1	0
Schroy	1	1	5	5.0	5	0
<b>Jets</b>	<b>50</b>	<b>13</b>	<b>337</b>	<b>6.7</b>	<b>46</b>	<b>0</b>
<b>Opp.</b>	<b>31</b>	<b>9</b>	<b>149</b>	<b>4.8</b>	<b>17</b>	<b>0</b>

## PASSING

Player	Att	Cmp	Yards	Cmp%	Yds/Att	TD	TD%	Int	Int%	Lg	Sk/Yds	Rating
Todd	497	279	3,231	56.1	6.5	25	5	13	2.6	49	30/224	81.8
Ryan	10	4	48	40	4.8	1	10	1	10	18	0/0	49.2
<b>Jets</b>	<b>507</b>	<b>283</b>	<b>3,279</b>	<b>55.8</b>	<b>6.47</b>	<b>26</b>	<b>5.1</b>	<b>14</b>	<b>2.8</b>	<b>49</b>	<b>30/244</b>	<b>81.1</b>
<b>Opp.</b>	<b>505</b>	<b>275</b>	<b>3,522</b>	<b>54.5</b>	<b>6.97</b>	<b>15</b>	<b>3</b>	<b>21</b>	<b>4.2</b>	<b>70t</b>	<b>66/518</b>	<b>69.1</b>

## SCORING

Player	TD	Ru	Pa	Rt	PAT	FG	S	TP
Leahy	0	0	0	0	38/39	25/36	0	113
Walker	9	0	9	0	-	-	0	54
Barkum	7	0	7	0	-	-	0	42
Harper	5	4	1	0	-	-	0	30
Long	5	2	3	0	-	-	0	30
L. Jones	3	0	3	0	-	-	0	18
McNeil	3	2	1	0	-	-	0	18
Dierking	2	1	1	0	-	-	0	12
B. Jones	2	0	1	1	-	-	0	12
Ray	2	0	0	2	-	-	0	12
Augustyniak	1	1	0	0	-	-	0	6
Newton	1	1	0	0	-	-	0	6
Buttle	0	0	0	0	-	-	1	2
<b>Jets</b>	<b>40</b>	<b>11</b>	<b>26</b>	<b>3</b>	<b>38/39</b>	<b>25/36</b>	<b>1</b>	<b>355</b>
<b>Opp.</b>	<b>36</b>	<b>19</b>	<b>15</b>	<b>2</b>	<b>33/36</b>	<b>12/20</b>	<b>0</b>	<b>287</b>

## KICK RETURNS

Player	No	Yds	Avg	Lg	TD
Sohn	26	528	20.3	31	0
Harper	23	480	20.9	42	0
Lewis	5	108	21.6	30	0
Stephens	2	21	10.5	14	0
L. Jones	1	6	6.0	6	0
Rudolph	1	8	8.0	8	0
<b>Jets</b>	<b>58</b>	<b>1,151</b>	<b>19.8</b>	<b>42</b>	<b>0</b>
<b>Opp.</b>	<b>63</b>	<b>1,415</b>	<b>22.5</b>	<b>69</b>	<b>0</b>

## FIELD GOALS

Player	1-19	20-29	30-39	40-49	50+
Leahy	0-0	11-13	6-8	8-12	0-3
<b>Jets</b>	<b>0-0</b>	<b>11-13</b>	<b>6-8</b>	<b>8-12</b>	<b>0-3</b>
<b>Opp.</b>	<b>0-0</b>	<b>7-8</b>	<b>2-3</b>	<b>3-8</b>	<b>0-1</b>

Leahy: () (49G,23G,27G) (52N,47G) (41G) (48N,23N) (50N,43N) (24G,29G,39G,22G) (34G) (37G,33G,42G,38G) (25G,41G) (39N,47G) (29G,49G,45G) (48N,26B,37G,22G,27G,27G) (50N,26G) () (33N,40N)

Opponents: (51N,21G) (25N,44G) (25G) (38G) (47N,43N) (22G) (47N) () () (44N) (42G,29G) (46G,23G) () (43B) (30B,26G,20G) (31G)

## USUAL STARTERS

Offense		Defense	
WR	W. Walker	LDE	M. Gastineau
LT	C. Ward	LDT	A. Salaam
LG	R. Rasmussen	RDT	M. Lyons
C	J. Fields	RDE	J. Klecko
RG	D. Alexander	RLB	L. Mehl
RT	M. Powell	MLB	S. Blinka
TE	J. Barkum	LLB	G. Buttle
WR	D. Gaffney	LCB	B. Jackson
QB	R. Todd	RCB	D. Dykes/J. Holmes
RB	B. Harper	SS	K. Schroy
FB	M. Augustyniak	FS	D. Ray

**AFL All-Star Game:** C Joe Fields, DE Joe Klecko DE Mark Gastineau, T Marvin Powell

**Coaching Staff:** Joe Walton, Offensive Coordinator; Joe Gardi, Defensive Coordinator; Bill Baird, Secondary Coach; Bob Ledbetter, Running Backs; Pete McCulley, Receivers; Dan Sekanovich, Defensive Line; Bob Fry, Offensive Line; Ralph Baker, Linebackers; Larry Pasquale, Special Teams.

YEAR-BY-YEAR RESULTS 1981



421

# NEW YORK JETS 1982 (6-3)

**Head Coach:** Walt Michaels

**Finish:** Fifth in AFC East

**Home Stadium:** Shea Stadium, Queens, NY

Date	W-L	Score	Opponents	Attendance
9/12	L	28-45	Miami	53,360
9/19	W	31-7	at New England	53,515
11/21	W	37-0	Baltimore	46,970
11/28	W	15-13	Green Bay	53,872
12/6	W	28-13	at Detroit	79,361
12/12	W	32-17	Tampa Bay	28,147
12/19	L	19-20	at Miami	67,702
12/26	W	42-14	at Minnesota	58,672
1/2	L	13-37	at Kansas City	11,902
POSTSEASON				
1/9	W	44-17	at Cincinnati	57,560
1/15	W	17-14	at LA Raiders	90,037
1/23	L	0-14	at Miami	67,396

## 1982 AMERICAN CONFERENCE

Los Angeles	8	1	0	.899
Miami	7	2	0	.788
Cincinnati	7	2	0	.778
Jets	6	3	0	.667
Pittsburgh	6	3	0	.667
San Diego	6	3	0	.667
New England	5	4	0	.556
Buffalo	4	5	0	.444
Cleveland	4	5	0	.444
Seattle	4	5	0	.444
Kansas City	3	6	0	.333
Denver	2	7	0	.222
Houston	1	8	0	.111
Baltimore	0	8	1	.056

## SCORE BY QUARTER

Jets	63	72	39	71	245
Opp.	40	54	42	30	166

## TEAM STATISTICS

	Jets	Opp.
Total First Downs	193	160
By Rushing	87	54
By Passing	95	88
By Penalty	11	18
Third Down: Md/Att.	51/118	62/135
Third Down: Eff.	43.2	45.9
Fourth Down: Md/Att.	4/8	1/5
Fourth Down: Eff.	50	20
Total Net Yards	3218	2629
Avg. per Game	357.6	292.1
Total Offensive Plays	606	587
Avg. per Play	5.3	4.5
Net Yards Rushing	1,317	983
Total Rushing Plays	304	269
Avg. per Rush	4.3	3.7
Avg. per Game	146.3	109.2
Net Yards Passing	1,901	1,646
Avg. per Game	211.2	182.9
Sacked/Yards Lost	23/206	20/171
Gross Yards Passing	2,107	1,817
Att./Completions	279/165	298/159
Completion Pct.	59.1	53.4
Had Intercepted	9	17
Time of Possession	30:42	29:18
Punts/Avg.	36/37.4	42/42.1
Punt Return/Avg.	8	9
Net Punting Avg.	36/32.1	36/34.4
Penalties/Yards	63/533	43/345
Fumbles/Lost	18/9	20/9
Touchdowns	31	20
Rushing	13	5
Passing	16	10
Returns	2	5

## RUSHING

Player	No	Yds	Avg	Lg	TD
McNeil	151	786	5.2	48	6
Augustyniak	50	178	3.6	16	4
Dierking	38	130	3.4	11	1
Harper	20	125	6.3	40	0
Crutchfield	22	78	3.5	8	1
Barber	8	24	3.0	4	0
L. Jones	1	2	2.0	2	0
Ryan	1	-1	-1.0	-1	0
Todd	13	-5	-0.4	7t	1
<b>Jets</b>	<b>304</b>	<b>1,317</b>	<b>4.3</b>	<b>48</b>	<b>13</b>
<b>Opp.</b>	<b>269</b>	<b>983</b>	<b>3.7</b>	<b>25t</b>	<b>5</b>

## RECEIVING

Player	No	Yds	Avg	Lg	TD
Walker	39	620	15.9	56t	6
Augustyniak	24	189	7.9	15	0
Barkum	19	182	9.6	29	1
L. Jones	18	294	16.3	51	2
McNeil	16	187	11.7	32t	1
Harper	14	177	12.6	39t	1
Dierking	12	80	6.7	13t	1
Gaffney	11	207	18.8	45t	1
Shuler	8	132	16.5	51	3
B. Jones	3	32	10.7	17	0
Newton	1	7	7.0	7	0
<b>Jets</b>	<b>165</b>	<b>2,107</b>	<b>12.8</b>	<b>56t</b>	<b>16</b>
<b>Opp.</b>	<b>159</b>	<b>1,817</b>	<b>11.4</b>	<b>48t</b>	<b>10</b>

## INTERCEPTIONS

Player	No	Yds	Avg	Lg	TD
Jackson	5	84	16.8	77t	1
Ray	3	91	30.3	44	0
Holmes	3	2	0.7	2	0
Mehl	2	38	19.0	38	0
Schroy	1	34	34.0	34	0
Buttle	1	9	9.0	9	0
Lynn	1	3	3.0	3	0
Springs	1	0	0.0	0	0
<b>Jets</b>	<b>17</b>	<b>261</b>	<b>15.4</b>	<b>77t</b>	<b>1</b>
<b>Opp.</b>	<b>9</b>	<b>152</b>	<b>16.9</b>	<b>47t</b>	<b>3</b>

## PUNTING

Player	No	Yds	Avg	Net	Tb	In	Lg	Blk
Ramsey	35	1,348	38.5	32.1	2	8	54	1
<b>Jets</b>	<b>35</b>	<b>1,348</b>	<b>38.5</b>	<b>32.1</b>	<b>2</b>	<b>8</b>	<b>54</b>	<b>1</b>
<b>Opp.</b>	<b>42</b>	<b>1,770</b>	<b>42.1</b>	<b>34.4</b>	<b>7</b>	<b>5</b>	<b>76</b>	<b>0</b>

## PUNT RETURNS

Player	No	FC	Yds	Avg	Lg	TD
Harper	23	5	184	8.0	24	0
<b>Jets</b>	<b>23</b>	<b>5</b>	<b>184</b>	<b>8.0</b>	<b>24</b>	<b>0</b>
<b>Opp.</b>	<b>17</b>	<b>9</b>	<b>153</b>	<b>9.0</b>	<b>59t</b>	<b>1</b>

## PASSING

Player	Att	Cmp	Yards	Cmp%	Yds/Att	TD	TD%	Int	Int%	Lg	Sk/Yds	Rating
Todd	261	153	1,961	58.6	7.51	14	5.4	8	3.1	56t	23/206	87.3
Ryan	18	12	146	66.7	8.11	2	11.1	1	5.6	20t	0/0	105.3
<b>Jets</b>	<b>279</b>	<b>165</b>	<b>2,107</b>	<b>59.1</b>	<b>7.55</b>	<b>16</b>	<b>5.7</b>	<b>9</b>	<b>3.2</b>	<b>56t</b>	<b>23/206</b>	<b>88.5</b>
<b>Opp.</b>	<b>298</b>	<b>159</b>	<b>1,817</b>	<b>53.4</b>	<b>6.1</b>	<b>10</b>	<b>3.4</b>	<b>17</b>	<b>5.7</b>	<b>48t</b>	<b>20/171</b>	<b>59.4</b>

## SCORING

Player	TD	Ru	Pa	Rt	PAT	FG	S	TP
Leahy	0	0	0	0	26/31	11/17	0	59
McNeil	7	6	1	0	-	-	0	42
Walker	6	0	6	0	-	-	0	36
Augustyniak	4	4	0	0	-	-	0	24
Shuler	3	0	3	0	-	-	0	18
Dierking	2	1	1	0	-	-	0	12
Jackson	2	0	0	2	-	-	0	12
L. Jones	2	0	2	0	-	-	0	12
Barkum	1	0	1	0	-	-	0	6
Crutchfield	1	1	0	0	-	-	0	6
Gaffney	1	0	1	0	-	-	0	6
Harper	1	0	1	0	-	-	0	6
Todd	1	1	0	0	-	-	0	6
<b>Jets</b>	<b>31</b>	<b>13</b>	<b>16</b>	<b>2</b>	<b>26/31</b>	<b>11/17</b>	<b>0</b>	<b>245</b>
<b>Opp.</b>	<b>20</b>	<b>5</b>	<b>10</b>	<b>5</b>	<b>19/20</b>	<b>9/15</b>	<b>0</b>	<b>166</b>

## KICK RETURNS

Player	No	Yds	Avg	Lg	TD
Harper	18	368	20.4	37	0
Sohn	15	299	19.9	32	0
<b>Jets</b>	<b>33</b>	<b>667</b>	<b>20.2</b>	<b>37</b>	<b>0</b>
<b>Opp.</b>	<b>35</b>	<b>743</b>	<b>21.2</b>	<b>98t</b>	<b>1</b>

## FIELD GOALS

Player	1-19	20-29	30-39	40-49	50+
Leahy	1-1	3-5	4-5	3-6	0-0
<b>Jets</b>	<b>1-1</b>	<b>3-5</b>	<b>4-5</b>	<b>3-6</b>	<b>0-0</b>
<b>Opp.</b>	<b>0-0</b>	<b>2-4</b>	<b>2-3</b>	<b>5-6</b>	<b>0-2</b>

Leahy: () (30G) (43G,37G,19G) (25G,42B) (30N,24N) (34G,40B,29G) (40G,28B,49G) (43N) (30G,20G)

Opponents: (25G) () (32B) (50N) (31G,22G) (32G) (47G,22N,49N,47G) (25B,51N) (44G,43G,44G)

## USUAL STARTERS

	Offense	Defense
WR	W. Walker	LDE M. Gastineau
LT	C. Ward	LDT A. Salaam
LG	S. Waldemore	RDT M. Lyons
C	J. Fields	RDE K. Neil
RG	D. Alexander	RLB L. Mehl
RT	M. Powell	MLB S. Blinka
TE	J. Barkum	LLB G. Buttle
WR	J. "Lam" Jones	LCB B. Jackson
QB	R. Todd	RCB J. Holmes
RB	F. McNeil	SS K. Schroy
FB	M. Augustyniak	FS D. Ray

**AFL All-Star Game:** C Joe Fields, DE Mark Gastineau, RB Freeman McNeil, T Marvin Powell, WR Wesley Walker

**Coaching Staff:** Joe Walton, Offensive Coordinator; Joe Gardi, Defensive Coordinator; Bill Baird, Secondary; Bob Ledbetter, Running Backs; Pete McCulley, Receivers; Dan Sekanovich, Defensive Line; Bob Fry, Offensive Line; Ralph Baker, Linebackers; Larry Pasquale, Special Teams

# NEW YORK JETS 1983 (7-9)

**Head Coach:** Joe Walton

**Finish:** Tied for Fourth in AFC East

**Home Stadium:** Shea Stadium, Queens, NY

Date	W-L	Score	Opponents	Attendance
9/4	W	41-29	at San Diego	51,004
9/11	L	10-17	Seattle	54,992
9/18	L	13-23	at New England	43,182
9/25	W	27-24	L.A. Rams (OT)	52,070
10/3	W	34-10	at Buffalo	79,933
10/9	L	7-10	at Cleveland	78,235
10/16	L	14-32	Miami	58,615
10/23	L	21-27	Atlanta	46,878
10/30	W	27-13	at San Francisco	54,796
11/6	L	14-17	Baltimore	53,323
11/13	L	17-24	Buffalo	48,513
11/21	W	31-28	at New Orleans	68,606
11/27	W	26-3	New England	48,620
12/4	W	10-6	at Baltimore	29,431
12/10	L	7-34	Pittsburgh	53,996
12/16	L	14-34	at Miami	59,975

## 1983 AFC EAST STANDINGS

Miami	12	4	0	.750
New England	8	8	0	.500
Buffalo	8	8	0	.500
Baltimore	7	9	0	.438
Jets	7	9	0	.438

## SCORE BY QUARTER

Jets	28	101	75	106	3	313
Opp.	72	66	90	103	0	331

## TEAM STATISTICS

Total First Downs	Jets 313	Opp. 298
By Rushing	126	126
By Passing	171	151
By Penalty	16	21
Third Down: Md/Att.	80/214	83/220
Third Down: Eff.	37.4	37.7
Fourth Down: Md/Att.	9/17	4/12
Fourth Down: Eff.	52.9	33.3
Total Net Yards	5,493	5,301
Avg. per Game	343.3	331.3
Total Offensive Plays	1,076	1,058
Avg. per Play	5.1	5
Net Yards Rushing	2,068	2,378
Total Rushing Plays	474	547
Avg. per Rush	4.4	4.3
Avg. per Game	129.3	148.6
Net Yards Passing	3,425	2,923
Avg. per Game	214.1	182.7
Sacked/Yards Lost	43/317	48/378
Gross Yards Passing	3,742	3,301
Att./Completions	559/330	463/269
Completion Pct.	59	58.1
Had Intercepted	28	22
Time of Possession	29:24	30:36
Punts/Avg.	82/39.2	85/41.1
Punt Return/Avg.	11.1	7.8
Net Punting Avg.	82/33.5	85/33.5
Penalties/Yards	110/1,059	96/784
Fumbles/Lost	29/19	29/14
Touchdowns	38	39
Rushing	11	13
Passing	21	22
Returns	6	4

## RUSHING

Player	No	Yds	Avg	Lg	TD
McNeil	160	654	4.1	19	1
Crutchfield	137	571	4.2	17	3
Harper	51	354	6.9	78t	1
Todd	35	101	2.9	17	0
Dierking	28	113	4.0	31	3
Augustyniak	18	50	2.8	6	2
Hector	16	85	5.3	42	0
Barber	15	77	5.1	13	1
Lewis	5	25	5.0	7	0
Ryan	4	23	5.8	25	0
Jones	4	10	2.5	9	0
Crosby	1	5	5.0	5	0
<b>Jets</b>	<b>474</b>	<b>2,068</b>	<b>4.4</b>	<b>78t</b>	<b>11</b>
<b>Opp.</b>	<b>547</b>	<b>2,378</b>	<b>4.3</b>	<b>85t</b>	<b>13</b>

## RECEIVING

Player	No	Yds	Avg	Lg	TD
Walker	61	868	14.2	64t	7
Harper	48	413	8.6	33	2
Jones	43	734	17.1	50t	4
Dierking	33	275	8.3	19	0
Barkum	32	385	12.0	34	1
Shuler	26	272	10.5	28	1
McNeil	21	172	8.2	21	3
Crutchfield	19	133	7.0	15	0
Gaffney	17	243	14.3	35	0
Augustyniak	10	71	7.1	17	1
Barber	7	48	6.9	12	1
Lewis	6	62	10.3	23	0
Hector	5	61	12.2	22t	1
Harmon	1	4	4.0	4	0
Coombs	1	1	1.0	1	0
<b>Jets</b>	<b>330</b>	<b>3,742</b>	<b>11.3</b>	<b>64t</b>	<b>21</b>
<b>Opp.</b>	<b>269</b>	<b>3,301</b>	<b>12.3</b>	<b>66t</b>	<b>22</b>

## INTERCEPTIONS

Player	No	Yds	Avg	Lg	TD
Mehl	7	57	8.1	34t	1
Holmes	3	107	35.7	43t	1
Ray	3	77	25.7	42	0
Lynn	3	70	23.3	42t	1
Jackson	2	8	4.0	8	0
Schroy	2	6	3.0	4	0
Buttle	1	17	17.0	17	0
Crabbe	1	0	0.0	0	0
<b>Jets</b>	<b>22</b>	<b>342</b>	<b>15.5</b>	<b>43t</b>	<b>3</b>
<b>Opp.</b>	<b>28</b>	<b>372</b>	<b>13.3</b>	<b>58</b>	<b>3</b>

## PUNTING

Player	No	Yds	Avg	Net	Tb	In	Lg	Blk
Ramsey	81	3,218	39.7	33.5	5	17	56	1
<b>Jets</b>	<b>81</b>	<b>3,218</b>	<b>39.7</b>	<b>33.5</b>	<b>5</b>	<b>17</b>	<b>56</b>	<b>1</b>
<b>Opp.</b>	<b>85</b>	<b>3,491</b>	<b>41.1</b>	<b>33.5</b>	<b>11</b>	<b>22</b>	<b>60</b>	<b>1</b>

## PUNT RETURNS

Player	No	FC	Yds	Avg	Lg	TD
Springs	23	4	287	12.5	76t	1
Harmon	12	8	109	9.1	21	0
Mullen	2	3	13	6.5	9	0
Schroy	1	0	11	11.0	11	0
<b>Jets</b>	<b>38</b>	<b>15</b>	<b>420</b>	<b>11.1</b>	<b>76t</b>	<b>1</b>
<b>Opp.</b>	<b>47</b>	<b>18</b>	<b>367</b>	<b>7.8</b>	<b>71t</b>	<b>1</b>

## PASSING

Player	Att	Cmp	Yards	Cmp%	Yds/Att	TD	TD%	Int	Int%	Lg	Sk/Yds	Rating
Todd	518	308	3,478	59.5	6.71	18	3.5	26	5	64t	42/314	70.3
Ryan	40	21	259	52.5	6.48	2	5	2	5	36	1/3	68.6
McNeil	1	1	5	100	5	1	100	0	0	5t	0/0	127.1
<b>Jets</b>	<b>559</b>	<b>330</b>	<b>3,742</b>	<b>59</b>	<b>6.69</b>	<b>21</b>	<b>3.8</b>	<b>28</b>	<b>5</b>	<b>64t</b>	<b>43/317</b>	<b>70.8</b>
<b>Opp.</b>	<b>463</b>	<b>269</b>	<b>3,301</b>	<b>58.1</b>	<b>7.13</b>	<b>22</b>	<b>4.8</b>	<b>22</b>	<b>4.8</b>	<b>66t</b>	<b>48/378</b>	<b>76.2</b>

## SCORING

Player	TD	Ru	Pa	Rt	PAT	FG	S	TP
Leahy	0	0	0	0	36/37	16/24	0	84
Walker	7	0	7	0	-	-	0	42
Jones	4	0	4	0	-	-	0	24
McNeil	4	1	3	0	-	-	0	24
Augustyniak	2	1	0	0	-	-	0	18
Crutchfield	3	3	0	0	-	-	0	18
Dierking	3	3	0	0	-	-	0	18
Harper	3	1	2	0	-	-	0	18
Barber	2	1	1	0	-	-	0	12
Holmes	2	0	0	2	-	-	0	12
Barkum	1	0	1	0	-	-	0	6
Gastineau	1	0	0	1	-	-	0	6
Hector	1	0	1	0	-	-	0	6
Lynn	1	0	0	1	-	-	0	6
Mehl	1	0	0	1	-	-	0	6
Shuler	1	0	1	0	-	-	0	6
Springs	1	0	0	1	-	-	0	6
Ryan	0	0	0	0	1/1	-	0	1
<b>Jets</b>	<b>38</b>	<b>11</b>	<b>21</b>	<b>6</b>	<b>37/38</b>	<b>16/24</b>	<b>0</b>	<b>313</b>
<b>Opp.</b>	<b>39</b>	<b>13</b>	<b>22</b>	<b>4</b>	<b>35/39</b>	<b>20/28</b>	<b>1</b>	<b>331</b>

## KICK RETURNS

Player	No	Yds	Avg	Lg	TD
Brown	29	645	22.2	46	0
Springs	16	364	22.8	64	0
Hector	14	274	19.6	45	0
Mullen	3	57	19.0	26	0
Barber	1	9	9.0	9	0
Harper	1	16	16.0	16	0
McElroy	1	7	7.0	7	0
Shuler	1	3	3.0	3	0
<b>Jets</b>	<b>66</b>	<b>1,375</b>	<b>20.8</b>	<b>64</b>	<b>0</b>
<b>Opp.</b>	<b>50</b>	<b>1,063</b>	<b>21.3</b>	<b>78</b>	<b>0</b>

## FIELD GOALS

Player	1-19	20-29	30-39	40-49	50+
Leahy	4-4	3-4	5-7	4-8	0-1
Jets	4-4	3-4	5-7	4-8	0-1
Opp.	0-0	5-5	6-9	9-12	0-2

Leahy: (32G,27G) (18G) () (35B,22G,26G) (19G,38N,42G) () () (44N,47N,46G) (49N) (48G,49N,52N) (37G) (18G,34G,35G,19G) (31G) () ()

Opponents: (23G,46N) (53N,40G) (43G) (34G,47B) (38G) (44G) (35G,37N) (32G,40G) (45G,24G,46N) (42G) (30G) (51N) (33G,39N) (26G,41G) (29G,40G) (49G,39B,20G)

## USUAL STARTERS

	Offense	Defense
WR	W. Walker	LDE M. Gastineau
LT	C. Ward	LDT J. Klecko
LG	J. Pellegrini	RDT M. Lyons
C	J. Fields	RDE K. Neil
RG	D. Alexander	RLB L. Mehl
RT	M. Powell	MLB B. Crabbe
TE	J. Barkum	LLB G. Buttle
WR	J. "Lam" Jones	LCB B. Jackson
QB	R. Todd	RCB J. Holmes
RB	F. McNeil	SS K. Schroy
FB	D. Crutchfield	FS D. Ray

**AFL All-Star Game:** DE Mark Gastineau, DT Joe Klecko, T Marvin Powell

**Coaching Staff:** Joe Gardi, Assistant Head Coach/Defensive Coordinator; Bill Baird, Secondary; Bobby Hammond, Running Backs; Rich Kotite, Receivers; Ray Callahan, Defensive Line; Mike Faulkner, Special Assistant to the Head Coach; Jim Ringo, Offensive Line; Ralph Baker, Linebackers; Larry Pasquale, Special Teams

# NEW YORK JETS 1984 (7-9)

**Head Coach:** Joe Walton

**Finish:** Third in AFC East

**Home Stadium:** The Meadowlands, East Rutherford, NJ

Date	W-L	Score	Opponents	Attendance
9/2	W	23-14	at Indianapolis	60,398
9/6	L	17-23	Pittsburgh	70,564
9/16	W	43-23	Cincinnati	64,193
9/23	W	28-26	at Buffalo	48,330
9/30	L	21-28	New England	68,978
10/7	W	17-16	at Kansas City	51,843
10/14	W	24-20	at Cleveland	55,673
10/21	W	28-7	Kansas City	66,782
10/28	L	20-30	at New England	60,513
11/4	L	17-31	Miami	72,655
11/11	L	5-9	Indianapolis	51,066
11/18	L	20-31	at Houston	40,141
11/26	L	17-28	at Miami	74,884
12/2	L	10-20	New York Giants	74,975
12/8	W	21-17	Buffalo	54,378
12/16	L	21-41	at Tampa Bay	43,817

## 1984 AFC EAST STANDINGS

Miami	14	2	0	.875
New England	9	7	0	.563
Jets	7	9	0	.438
Indianapolis	4	12	0	.250
Buffalo	2	14	0	.125

## SCORE BY QUARTER

Jets	68	104	63	97	332
Opp.	73	90	95	106	364

## TEAM STATISTICS

Total First Downs	Jets 310	Opp. 341
By Rushing	118	117
By Passing	176	198
By Penalty	16	26
Third Down: Md/Att.	90/217	85/214
Third Down: Eff.	41.5	39.7
Fourth Down: Md/Att.	8/19	5/14
Fourth Down: Eff.	42.1	35.7
Total Net Yards	5,148	5,566
Avg. per Game	321.8	347.9
Total Offensive Plays	1044	1052
Avg. per Play	4.9	5.3
Net Yards Rushing	2,189	2,064
Total Rushing Plays	504	497
Avg. per Rush	4.3	4.2
Avg. per Game	136.8	129
Net Yards Passing	2,959	3,502
Avg. per Game	184.9	218.9
Sacked/Yards Lost	52/382	44/360
Gross Yards Passing	3,341	3,862
Att./Completions	488/272	511/312
Completion Pct.	55.7	61.1
Had Intercepted	21	15
Time of Possession	30:02	29:58
Punts/Avg.	75/39.1	67/42.6
Punt Return/Avg.	9.3	6.5
Net Punting Avg.	75/33.8	67/36.3
Penalties/Yards	96/779	87/723
Fumbles/Lost	26/13	34/18
Touchdowns	40	41
Rushing	17	16
Passing	20	24
Returns	3	1

## RUSHING

Player	No	Yds	Avg	Lg	TD
McNeil	229	1,070	4.7	53	5
Hector	124	531	4.3	64	1
Barber	31	148	4.8	18	2
Minter	34	136	4.0	14	1
Paige	35	130	3.7	24	7
Ryan	23	92	4.0	16	0
Harper	10	48	4.8	16	1
O'Brien	16	29	1.8	7	0
Dennison	1	4	4.0	4	0
Walker	1	1	1.0	1	0
<b>Jets</b>	<b>504</b>	<b>2,189</b>	<b>4.3</b>	<b>64</b>	<b>17</b>
<b>Opp.</b>	<b>496</b>	<b>2,063</b>	<b>4.2</b>	<b>51t</b>	<b>16</b>

## RECEIVING

Player	No	Yds	Avg	Lg	TD
Shuler	68	782	11.5	49	6
Walker	41	623	15.2	44t	7
Jones	32	470	14.7	37	1
McNeil	25	294	11.8	32	1
Hector	20	182	9.1	26	0
Gaffney	19	285	15.0	29	0
Dennison	16	141	8.8	20	1
Humphery	14	206	14.7	44t	1
Minter	10	109	10.9	39t	1
Barber	10	79	7.9	17	0
Paige	6	31	5.2	10	1
Harper	5	71	14.2	28	0
Klever	3	29	9.7	13	1
Sohn	2	28	14.0	16	0
Bruckner	1	11	11.0	11	0
<b>Jets</b>	<b>272</b>	<b>3,341</b>	<b>12.3</b>	<b>49</b>	<b>20</b>
<b>Opp.</b>	<b>312</b>	<b>3,862</b>	<b>12.4</b>	<b>80t</b>	<b>24</b>

## INTERCEPTIONS

Player	No	Yds	Avg	Lg	TD
Carter	4	26	6.5	19	0
Ray	2	54	27.0	28	0
Lynn	2	16	8.0	16	0
Schroy	2	13	6.5	13	0
Buttle	2	5	2.5	5	0
Mullen	1	25	25.0	25	0
Springs	1	13	13.0	13	0
Clifton	1	0	0.0	0	0
<b>Jets</b>	<b>15</b>	<b>152</b>	<b>10.1</b>	<b>28</b>	<b>0</b>
<b>Opp.</b>	<b>21</b>	<b>207</b>	<b>9.9</b>	<b>30</b>	<b>0</b>

## PUNTING

Player	No	Yds	Avg	Net	Tb	In	Lg	Blk
Ramsey	74	2,935	39.7	33.8	8	19	64	1
<b>Jets</b>	<b>75</b>	<b>2,935</b>	<b>40.8</b>	<b>34</b>	<b>10</b>	<b>22</b>	<b>64</b>	<b>1</b>
<b>Opp.</b>	<b>67</b>	<b>2,854</b>	<b>42.6</b>	<b>36.3</b>	<b>5</b>	<b>18</b>	<b>82</b>	<b>1</b>

## PUNT RETURNS

Player	No	FC	Yds	Avg	Lg	TD
Springs	28	10	247	8.8	33	0
Minter	4	2	44	11.0	18	0
Bruckner	2	0	25	12.5	20	0
Mullen	1	0	8	8.0	8	0
<b>Jets</b>	<b>35</b>	<b>12</b>	<b>324</b>	<b>9.3</b>	<b>33</b>	<b>0</b>
<b>Opp.</b>	<b>37</b>	<b>19</b>	<b>242</b>	<b>6.5</b>	<b>21</b>	<b>0</b>

## PASSING

Player	Att	Cmp	Yards	Cmp%	Yds/Att	TD	TD%	Int	Int%	Lg	Sk/Yds	Rating
Ryan	285	156	1,939	54.7	6.8	14	4.9	14	4.9	44t	30/214	72
O'Brien	203	116	1,402	57.1	6.91	6	3	7	3.4	49	22/168	74
<b>Jets</b>	<b>488</b>	<b>272</b>	<b>3,341</b>	<b>55.7</b>	<b>6.85</b>	<b>20</b>	<b>4.1</b>	<b>21</b>	<b>4.3</b>	<b>49</b>	<b>52/382</b>	<b>72.8</b>
<b>Opp.</b>	<b>511</b>	<b>312</b>	<b>3,862</b>	<b>61.1</b>	<b>7.56</b>	<b>24</b>	<b>4.7</b>	<b>15</b>	<b>2.9</b>	<b>80t</b>	<b>44/360</b>	<b>87.9</b>

**Coaching Staff:** Joe Gardi, Assistant Head Coach/Defensive Coordinator; Bill Baird, Defensive Secondary; Ralph Baker, Linebackers; Ray Callahan, Defensive Line; Mike Faulkner, Assistant to the Head Coach; Bobby Hammond, Running Backs; Rich Kotite, Receivers; Larry Pasquale, Special Teams; Jim Ringo, Running Game Coordinator

## SCORING

Player	TD	Ru	Pa	Rt	PAT	FG	S	TP
Leahy	0	0	0	0	38/39	17/24	0	89
Paige	8	7	1	0	-	-	0	48
Walker	7	0	7	0	-	-	0	42
McNeil	6	5	1	0	-	-	0	36
Shuler	6	0	6	0	-	-	0	36
Barber	2	2	0	0	-	-	0	12
Humphery	2	0	1	1	-	-	0	12
Minter	2	1	1	0	-	-	0	12
Buttle	1	0	0	1	-	-	0	6
Dennison	1	0	1	0	-	-	0	6
Gastineau	1	0	0	1	-	-	0	6
Harper	1	1	0	0	-	-	0	6
Hector	1	1	0	0	-	-	0	6
Jones	1	0	1	0	-	-	0	6
Klever	1	0	1	0	-	-	0	6
Ryan	0	0	0	0	1/1	-	0	1
<b>Jets</b>	<b>40</b>	<b>17</b>	<b>20</b>	<b>3</b>	<b>38/39</b>	<b>17/24</b>	<b>1</b>	<b>332</b>
<b>Opp.</b>	<b>41</b>	<b>16</b>	<b>24</b>	<b>1</b>	<b>40/40</b>	<b>26/37</b>	<b>0</b>	<b>364</b>

## KICK RETURNS

Player	No	Yds	Avg	Lg	TD
Springs	23	521	22.7	73	0
Humphery	22	675	30.7	97t	1
Minter	10	224	22.4	52	0
Paige	3	17	2.3	7	0
Mullen	2	34	17.0	23	0
Banker	1	5	5.0	5	0
Bruckner	1	17	17.0	17	0
Davidson	1	9	9.0	9	0
Gaffney	1	6	6.0	6	0
Shuler	1	0	0.0	0	0
<b>Jets</b>	<b>65</b>	<b>1,508</b>	<b>23.0</b>	<b>97t</b>	<b>1</b>
<b>Opp.</b>	<b>48</b>	<b>1,030</b>	<b>21.5</b>	<b>54</b>	<b>0</b>

## FIELD GOALS

Player	1-19	20-29	30-39	40-49	50+
Leahy	2-2	5-6	7-8	2-5	1-3
<b>Jets</b>	<b>2-2</b>	<b>5-6</b>	<b>7-8</b>	<b>2-5</b>	<b>1-3</b>
<b>Opp.</b>	<b>1-1</b>	<b>8-9</b>	<b>7-10</b>	<b>9-14</b>	<b>1-3</b>
Leahy: (29G,43N) (52G) (22G,39G,32G,36G,29G) (52N) () (37G) (30G) () (46G,18G) (32G,25B) (27G) (19G,27G,43N) (30G) (43G,36B,54N) () (45N)					
Opponents: () (55B,32G,43G,27G,27N,30N) (21G) (52G,36G,27G,20G,40N) (33N,49N) (31G,42G,21G) (49G,31N,18G) (54N) (20G,27G,47G) (44N,30G) (44G,47N,45N,25G) (43G) () (48G,30G) (47G) (37G,35G)					

## USUAL STARTERS

Offense		Defense	
WR	W. Walker	LDE	M. Gastineau
LT	R. McElroy	LDT	J. Klecko/B. Bennett
LG	S. Waldemore	RDT	M. Lyons
C	J. Fields	RDE	R. Faurot
RG	D. Alexander	RLB	L. Mehl
RT	M. Powell	MLB	K. Clifton
TE	M. Shuler	LLB	G. Buttle
WR	J. "Lam" Jones	LCB	J. Lynn
QB	P. Ryan	RCB	R. Carter
RB	F. McNeil	SS	K. Springs
FB	M. Barber	FS	D. Ray

**AFL All-Star Game:** DE Mark Gastineau, DT Joe Klecko, RB Freeman McNeil

# NEW YORK JETS 1985 (11-5)

**Head Coach:** Joe Walton

**Finish:** Tied for Second in AFC East

**Home Stadium:** The Meadowlands, East Rutherford, NJ

Date	W-L	Score	Opponents	Attendance
9/8	L	0-31	at L.A. Raiders	57,123
9/15	W	42-3	Buffalo	63,449
9/22	W	24-3	at Green Bay (at Milwaukee, WI)	53,667
9/29	W	25-20	Indianapolis	61,987
10/6	W	29-20	at Cincinnati	51,785
10/14	W	23-7	Miami	73,807
10/20	L	13-20	at New England	58,163
10/27	W	17-14	Seattle	69,320
11/3	W	35-17	at Indianapolis	59,683
11/10	L	17-21	at Miami	73,965
11/17	W	62-28	Tampa Bay	65,344
11/24	W	16-13	New England (OT)	74,100
11/28	L	20-31	at Detroit	65,531
12/8	W	27-7	at Buffalo	23,122
12/14	L	6-19	Chicago	74,752
12/22	W	37-10	Cleveland	59,073

## POSTSEASON

12/28	L	14-26	New England	75,945
-------	---	-------	-------------	--------

## 1985 AFC EAST STANDINGS

Miami	12	4	0	.750
Jets	11	5	0	.688
New England	11	5	0	.688
Indianapolis	5	11	0	.313
Buffalo	2	14	0	.125

## SCORE BY QUARTER

Jets	70	128	111	81	3	393
Opp.	50	91	59	64	0	264

## TEAM STATISTICS

Total First Downs	Jets 344	Opp. 276
By Rushing	121	85
By Passing	201	154
By Penalty	22	37
Third Down: Md/Att.	99/237	68/207
Third Down: Eff.	41.8	32.7
Fourth Down: Md/Att.	12/19	7/16
Fourth Down: Eff.	63.2	43.8
Total Net Yards	5,896	4,772
Avg. per Game	368.5	298.3
Total Offensive Plays	1123	989
Avg. per Play	5.3	4.8
Net Yards Rushing	2,312	1,516
Total Rushing Plays	564	433
Avg. per Rush	4.1	3.5
Avg. per Game	144.5	94.8
Net Yards Passing	3,584	3,256
Avg. per Game	224	203.5
Sacked/Yards Lost	62/399	49/370
Gross Yards Passing	3,983	3,626
Att./Completions	497/303	507/267
Completion Pct.	61	52.7
Had Intercepted	8	22
Time of Possession	31:11	28:49
Punts/Avg.	74/40.2	88/41.8
Punt Return/Avg.	9.9	8.9
Net Punting Avg.	74/33.8	88/35.1
Penalties/Yards	119/907	113/868
Fumbles/Lost	35/21	42/20
Touchdowns	45	30
Rushing	18	10
Passing	25	17
Returns	2	3

## RUSHING

Player	No	Yds	Avg	Lg	TD
McNeil	294	1,331	4.5	69	3
Hector	145	572	3.9	22	6
Paige	55	158	2.9	30	8
Bligen	22	107	4.9	28t	1
O'Brien	25	58	2.3	22	0
Barber	9	41	4.6	10	0
Minter	8	23	2.9	11	0
Sohn	1	12	12.0	12	0
Humphery	1	10	10.0	10	0
Toon	1	5	5.0	5	0
Ryan	3	-5	-1.7	-1	0
<b>Jets</b>	<b>564</b>	<b>2,312</b>	<b>4.1</b>	<b>69</b>	<b>18</b>
<b>Opp.</b>	<b>433</b>	<b>1,516</b>	<b>3.5</b>	<b>57</b>	<b>10</b>

## RECEIVING

Player	No	Yds	Avg	Lg	TD
Shuler	76	879	11.6	35	7
Toon	46	662	14.4	78t	3
Sohn	39	534	13.7	39t	4
McNeil	38	427	11.2	25	2
Walker	34	725	21.3	96t	5
Paige	18	120	6.7	19	2
Hector	17	164	9.6	28	0
Klever	14	183	13.1	23	2
Townsell	12	187	15.6	36	0
Bligen	5	43	8.6	14	0
Barber	3	46	15.3	22	0
Minter	1	13	13.0	13	0
<b>Jets</b>	<b>303</b>	<b>3,983</b>	<b>13.1</b>	<b>96t</b>	<b>25</b>
<b>Opp.</b>	<b>267</b>	<b>3,626</b>	<b>13.6</b>	<b>72t</b>	<b>17</b>

## INTERCEPTIONS

Player	No	Yds	Avg	Lg	TD
Glenn	4	15	3.8	15t	1
B. Jackson	4	8	2.0	8	0
Mehl	3	33	11.0	18	0
Mullen	3	14	4.7	14	0
Clifton	3	10	3.3	10	0
Hamilton	2	14	7.0	14	0
Miano	2	9	4.5	6	0
Lynn	1	24	24.0	24	0
<b>Jets</b>	<b>22</b>	<b>127</b>	<b>5.8</b>	<b>24</b>	<b>1</b>
<b>Opp.</b>	<b>8</b>	<b>101</b>	<b>12.6</b>	<b>76t</b>	<b>1</b>

## PUNTING

Player	No	Yds	Avg	Net	Tb	In	Lg	Blk
Jennings	74	2,978	40.2	33.8	8	23	66	0
<b>Jets</b>	<b>74</b>	<b>2,978</b>	<b>40.2</b>	<b>33.8</b>	<b>8</b>	<b>23</b>	<b>66</b>	<b>0</b>
<b>Opp.</b>	<b>88</b>	<b>3,679</b>	<b>41.8</b>	<b>35.1</b>	<b>10</b>	<b>21</b>	<b>74</b>	<b>0</b>

## PUNT RETURNS

Player	No	FC	Yds	Avg	Lg	TD
Sohn	16	5	149	9.3	46	0
Springs	14	4	147	10.5	40	0
Townsell	6	1	65	10.8	22	0
Minter	2	4	25	12.5	20	0
Humphery	1	0	0	0.0	0	0
<b>Jets</b>	<b>39</b>	<b>14</b>	<b>386</b>	<b>9.9</b>	<b>46</b>	<b>0</b>
<b>Opp.</b>	<b>36</b>	<b>10</b>	<b>319</b>	<b>8.9</b>	<b>37t</b>	<b>1</b>

## PASSING

Player	Att	Cmp	Yards	Cmp%	Yds/Att	TD	TD%	Int	Int%	Lg	Sk/Yds	Rating
O'Brien	488	297	3,888	60.9	7.97	25	5.1	8	1.6	96t	62/399	96.2
Ryan	9	6	95	66.7	10.56	0	0	0	0	50	0/0	101.6
<b>Jets</b>	<b>497</b>	<b>303</b>	<b>3,983</b>	<b>61</b>	<b>8.01</b>	<b>25</b>	<b>5</b>	<b>8</b>	<b>1.6</b>	<b>96t</b>	<b>62/399</b>	<b>96.3</b>
<b>Opp.</b>	<b>507</b>	<b>267</b>	<b>3,626</b>	<b>52.7</b>	<b>7.15</b>	<b>17</b>	<b>3.4</b>	<b>22</b>	<b>4.3</b>	<b>72t</b>	<b>49/370</b>	<b>68.9</b>

## SCORING

Player	TD	Ru	Pa	Rt	PAT	FG	S	TP
Leahy	0	0	0	0	43/45	26/34	0	121
Paige	10	8	2	0	-	-	0	60
Shuler	7	0	7	0	-	-	0	42
hector	6	6	0	0	-	-	0	36
Walker	5	0	5	0	-	-	1	32
McNeil	5	3	2	0	-	-	0	30
Sohn	4	0	4	0	-	-	0	24
Toon	3	0	3	0	-	-	0	18
Klever	2	0	2	0	-	-	0	12
Baldwin	1	0	0	1	-	-	0	6
Bligen	1	1	0	0	-	-	0	6
Glenn	1	0	0	1	-	-	0	6
<b>Jets</b>	<b>45</b>	<b>18</b>	<b>25</b>	<b>2</b>	<b>43/45</b>	<b>26/34</b>	<b>1</b>	<b>393</b>
<b>Opp.</b>	<b>30</b>	<b>10</b>	<b>17</b>	<b>3</b>	<b>30/30</b>	<b>18/25</b>	<b>0</b>	<b>264</b>

## KICK RETURNS

Player	No	Yds	Avg	Lg	TD
Humphery	17	363	21.4	56	0
Hector	11	274	24.9	47	0
Springs	10	227	22.7	58	0
Glenn	5	71	14.2	20	0
Elder	3	42	14.0	25	0
Sohn	3	7	2.3	4	0
Townsell	2	42	21.0	23	0
Klever	1	3	3.0	3	0
Minter	1	14	14.0	14	0
<b>Jets</b>	<b>53</b>	<b>1,043</b>	<b>19.7</b>	<b>58</b>	<b>0</b>
<b>Opp.</b>	<b>58</b>	<b>1,135</b>	<b>19.6</b>	<b>45</b>	<b>0</b>

## FIELD GOALS

Player	1-19	20-29	30-39	40-49	50+
Leahy	2-2	11-11	6-8	4-8	3-5
<b>Jets</b>	<b>2-2</b>	<b>11-11</b>	<b>6-8</b>	<b>4-8</b>	<b>3-5</b>
<b>Opp.</b>	<b>3-3</b>	<b>6-6</b>	<b>6-8</b>	<b>2-6</b>	<b>1-2</b>

Leahy: (56N,39N) (47N) (25G,50N)  
(22G,35G,48G,45G) (30G,33G) (22G,18G,18G,47B)  
(53G,52G) (41G) () (21G,37N,41N,42N) (23G,27G)  
(21G,21G,32G) (29G,27G) () (23G,55G)  
(46G,35G,32G)

Opponents: (43N,30G) (32G) (39G) (40G,29G)  
(53G,29G,53N) () (19G,44G) (36N,47N,48N) (23G) ()  
(23G,41N,28G) (19G) (39N) (18G,31G,36G,21G)  
(32G)

## USUAL STARTERS

	Offense	Defense
WR	A. Toon/K. Sohn	LDE M. Gastineau
LT	R. McElroy	LDT J. Klecko
LG	J. Sweeney	RDE B. Bennett
C	J. Fields	LOLB C. Jackson
RG	D. Alexander	LILB K. Clifton
RT	M. Powell	RILB L. Mehl
TE	M. Shuler	ROLB R. Guilbeau
WR	W. Walker	LCB B. Jackson
QB	K. O'Brien	RCB R. Carter
RB	F. McNeil	SS K. Springs
FB	T. Paige	FS H. Hamilton

**AFL All-Star Game:** DE Mark Gastineau, DT Joe Klecko, RB Freeman McNeil, LB Lance Mehl, QB Ken O'Brien

**Coaching Staff:** Bud Carson, Defensive Coordinator/Secondary; Rich Kotite, Offensive Coordinator/Receivers; Bill Austin, Offensive Line; Zeke Bratkowski, Quarterbacks; Ray Callahan, Defensive Line; Mike Faulkner, Special Ass't. to the Head Coach, Defense; Bobby Hammond, Running Backs; Larry Pasquale, Special Teams; Dan Radakovich, Linebackers

# NEW YORK JETS 1986 (10-6)

**Head Coach:** Joe Walton

**Finish:** Second in AFC East

**Home Stadium:** The Meadowlands, East Rutherford, NJ

Date	W-L	Score	Opponents	Attendance
9/7	W	28-24	at Buffalo	79,951
9/11	L	6-20	New England	72,422
9/21	W	51-45	Miami (OT)	71,025
9/28	W	26-7	at Indianapolis	56,075
10/5	W	14-13	Buffalo	69,504
10/12	W	31-24	at New England	60,342
10/20	W	22-10	Denver	73,759
10/26	W	28-23	New Orleans	44,246
11/2	W	38-7	at Seattle	62,497
11/9	W	28-14	at Atlanta	53,476
11/16	W	31-16	Indianapolis	65,149
11/24	L	3-45	at Miami	70,206
11/30	L	3-17	L.A. Rams	70,539
12/7	L	10-24	at San Francisco	60,946
12/13	L	24-45	Pittsburgh	76,025
12/21	L	21-52	at Cincinnati	51,619

## POSTSEASON

12/28	W	35-15	Kansas City	75,210
1/3	L	20-23	at Cleveland (2OT)	79,720

## 1986 AFC EAST STANDINGS

New England	11	5	0	.688
Jets	10	6	0	.625
Miami	8	8	0	.500
Buffalo	4	12	0	.250
Indianapolis	3	13	0	.188

## SCORE BY QUARTER

Jets	54	181	30	93	6	364
Opp.	55	91	95	145	0	386

## TEAM STATISTICS

Total First Downs	319	349
By Rushing	104	92
By Passing	191	216
By Penalty	24	41
Third Down: Md/Att.	88/227	100/233
Third Down: Eff.	38.8	42.9
Fourth Down: Md/Att.	7/17	7/21
Fourth Down: Eff.	41.2	33.3
Total Net Yards	5,375	6,050
Avg. per Game	335.9	378.1
Total Offensive Plays	1,072	1,081
Avg. per Play	5	5.6
Net Yards Rushing	1,729	1,661
Total Rushing Plays	490	450
Avg. per Rush	3.5	3.7
Avg. per Game	108.1	103.8
Net Yards Passing	3,646	4,389
Avg. per Game	227.9	274.3
Sacked/Yards Lost	45/386	28/178
Gross Yards Passing	4,032	4,567
Att./Completions	537/334	603/348
Completion Pct.	62.2	57.7
Had Intercepted	21	20
Time of Possession	29:51	30:09
Punts/Avg	85/39.4	75/39.7
Punt Return/Avg.	8.7	4.6
Net Punting Avg..	85/36.1	75/31.9
Penalties/Yards	131/981	102/795
Fumbles/Lost	37/16	48/18
Touchdowns	45	48
Rushing	16	12
Passing	27	35
Returns	2	1

## RUSHING

Player	No	Yds	Avg	Lg	TD
McNeil	214	856	4.0	40	5
Hector	164	605	3.7	41	8
Paige	47	109	2.3	9	2
Bligen	20	65	3.3	10	1
O'Brien	17	46	2.7	11	0
Ryan	8	28	3.5	18	0
Barber	11	27	2.5	8	0
Faaola	3	5	1.7	2	0
Townsell	1	2	2.0	2	0
Jennings	1	0	0.0	0	0
Toon	2	-3	-1.5	2	0
Sohn	2	-11	-5.5	-3	0
<b>Jets</b>	<b>490</b>	<b>1,729</b>	<b>3.5</b>	<b>41</b>	<b>16</b>
<b>Opp.</b>	<b>450</b>	<b>1,661</b>	<b>3.7</b>	<b>54t</b>	<b>12</b>

## RECEIVING

Player	No	Yds	Avg	Lg	TD
Toon	85	1,176	13.8	62t	8
Shuler	69	675	9.8	36t	4
Walker	49	1,016	20.7	83t	12
McNeil	49	410	8.4	26	1
Hector	33	302	9.2	23	0
Paige	18	121	6.7	18	0
Klever	15	150	10.0	21	0
Sohn	8	129	16.1	24t	2
Barber	5	36	7.2	16	0
Bligen	2	6	3.0	4	0
Townsell	1	11	11.0	11	0
<b>Jets</b>	<b>334</b>	<b>4,032</b>	<b>12.1</b>	<b>83t</b>	<b>27</b>
<b>Opp.</b>	<b>348</b>	<b>4,567</b>	<b>13.0</b>	<b>69t</b>	<b>35</b>

## INTERCEPTIONS

Player	No	Yds	Avg	Lg	TD
Holmes	6	29	4.8	28	0
Lyles	5	36	7.2	22	0
Lynn	5	36	7.2	26	0
Clifton	2	8	4.0	7	0
Hamilton	1	29	29.0	29	0
Crabbe	1	26	26.0	26	0
<b>Jets</b>	<b>20</b>	<b>164</b>	<b>8.2</b>	<b>29</b>	<b>0</b>
<b>Opp.</b>	<b>21</b>	<b>230</b>	<b>11.0</b>	<b>67t</b>	<b>1</b>

## PUNTING

Player	No	Yds	Avg	Net	Tb	In	Lg	Blk
Jennings	85	3,353	39.4	36.1	6	27	55	0
<b>Jets</b>	<b>85</b>	<b>3,353</b>	<b>39.4</b>	<b>36.1</b>	<b>6</b>	<b>27</b>	<b>55</b>	<b>0</b>
<b>Opp.</b>	<b>75</b>	<b>2,977</b>	<b>39.7</b>	<b>31.9</b>	<b>12</b>	<b>11</b>	<b>71</b>	<b>1</b>

## PUNT RETURNS

Player	No	FC	Yds	Avg	Lg	TD
Sohn	35	8	289	8.3	27	0
Townsell	4	1	52	13.0	28	0
<b>Jets</b>	<b>39</b>	<b>9</b>	<b>341</b>	<b>8.7</b>	<b>28</b>	<b>0</b>
<b>Opp.</b>	<b>36</b>	<b>17</b>	<b>165</b>	<b>4.6</b>	<b>40</b>	<b>0</b>

## PASSING

Player	Att	Cmp	Yards	Cmp%	Yds/Att	TD	TD%	Int	Int%	Lg	Sk/Yds	Rating
O'Brien	482	300	3,690	62.2	7.66	25	5.2	20	4.1	83t	40/353	85.8
Ryan	55	34	342	61.8	6.22	2	3.6	1	1.8	36	5/33	84.1
<b>Jets</b>	<b>537</b>	<b>334</b>	<b>4,032</b>	<b>62.2</b>	<b>7.51</b>	<b>27</b>	<b>5</b>	<b>21</b>	<b>3.9</b>	<b>83t</b>	<b>45/386</b>	<b>85.7</b>
<b>Opp.</b>	<b>603</b>	<b>348</b>	<b>4,567</b>	<b>57.7</b>	<b>7.57</b>	<b>35</b>	<b>5.8</b>	<b>20</b>	<b>3.3</b>	<b>69t</b>	<b>28/178</b>	<b>87.3</b>

**Coaching Staff:** Bud Carson, Defensive Coordinator; Rich Kotite, Offensive Coordinator/Receivers; Zeke Bratowski, Quarterbacks Coach; Ray Callahan, Defensive Line; Mike Faulkner, Special Ass't. to the head Coach; Bobby Hammond, Running Backs Coach; Larry Pasquale, Special Teams; Dan Radakovich, Offensive Line; Jim Vecchiarella, Linebackers

## SCORING

Player	TD	Ru	Pa	Rt	PAT	FG	S	TP
Leahy	0	0	0	0	44/44	16/19	0	92
Walker	12	0	12	0	-	-	0	72
Hector	8	8	0	0	-	-	0	48
Toon	8	0	8	0	-	-	0	48
McNeil	6	5	1	0	-	-	0	36
Shuler	4	0	4	0	-	-	0	24
Paige	2	2	0	0	-	-	0	12
Sohn	2	0	2	0	-	-	0	12
Humphery	1	0	0	1	-	-	1	8
Bligen	1	1	0	0	-	-	0	6
Townsell	1	0	0	1	-	-	0	6
<b>Jets</b>	<b>45</b>	<b>16</b>	<b>27</b>	<b>2</b>	<b>44/44</b>	<b>16/19</b>	<b>1</b>	<b>364</b>
<b>Opp.</b>	<b>48</b>	<b>12</b>	<b>35</b>	<b>1</b>	<b>48/48</b>	<b>16/27</b>	<b>1</b>	<b>386</b>

## KICK RETURNS

Player	No	Yds	Avg	Lg	TD
Humphery	28	655	23.4	96t	1
Townsell	13	322	24.8	93t	1
Harper	7	71	10.1	19	0
Sohn	7	124	17.7	36	0
Rudolph	3	17	5.7	10	0
Baldwin	2	3	1.5	4	0
Shuler	2	-3	-1.5	0	0
Lynn	1	0	0.0	0	0
<b>Jets</b>	<b>63</b>	<b>1,189</b>	<b>18.9</b>	<b>96t</b>	<b>2</b>
<b>Opp.</b>	<b>62</b>	<b>1,307</b>	<b>21.1</b>	<b>52</b>	<b>0</b>

## FIELD GOALS

Player	1-19	20-29	30-39	40-49	50+
Leahy	1-1	5-5	4-4	5-8	1-1
<b>Jets</b>	<b>1-1</b>	<b>5-5</b>	<b>4-4</b>	<b>5-8</b>	<b>1-1</b>
<b>Opp.</b>	<b>1-1</b>	<b>4-5</b>	<b>5-5</b>	<b>5-12</b>	<b>1-4</b>

Leahy: () (33G,47G) (32G) (34G,48G,47G,24G) () (47G) (27G,25G) (46N) (50G) (45N,43B) (32G) (45G) (25G) (22G) (18G) ()

Opponents: (19G) (45G,49N,42G) (44G) (48N) (23G,32G) (26G,45N) (47G) (26G,53G,28G) (43N) (44N,43N) (54N,56N) (39G) (38G,50N,29N) (47N,33G) (36G) (43G)

## USUAL STARTERS

	Offense	Defense
WR	A. Toon	LE M. Lyons
LT	J. Sweeney	NT J. Klecko
LG	T. Banker	RE B. Bennett
C	J. Fields	LOLB A. Gordon
RG	D. Alexander	LILB T. Benson
RT	R. McElroy/G.	RILB K. Clifton
King		ROLB B. Crabbe
TE	M. Shuler	LCB J. Holmes
WR	W. Walker	RCB C. Howard
QB	K. O'Brien	SS R. Miano
RB	F. McNeil	FS H. Hamilton
FB	T. Paige	

**AFL All-Star Game:** TE Mickey Shuler, WE Al Toon

# NEW YORK JETS 1987 (6-9)

**Head Coach:** Joe Walton

**Finish:** Fifth in AFC East

**Home Stadium:** The Meadowlands, East Rutherford, NJ

Date	W-L	Score	Opponents	Attendance
9/13	W	31-28	at Buffalo	75,718
9/21	W	43-24	New England	70,847
10/4	L	24-38	Dallas	12,370
10/11	L	0-6	at Indianapolis	34,927
10/18	W	37-31	Miami (OT)	18,249
10/25	L	16-17	at Washington	53,497
11/1	L	14-19	Indianapolis	60,863
11/9	W	30-14	Seattle	60,452
11/15	W	16-9	at Kansas City	40,718
11/22	L	14-17	Buffalo	58,407
11/29	W	27-20	Cincinnati	41,135
12/7	L	28-37	at Miami	58,879
12/13	L	20-42	at New England	60,617
12/20	L	27-38	Philadelphia	30,572
12/27	L	7-20	at New York Giants	68,318

## 1987 AFC EAST STANDINGS

Indianapolis	9	6	0	.600
New England	8	7	0	.533
Miami	8	7	0	.533
Buffalo	7	8	0	.467
Jets	6	9	0	.400

## SCORE BY QUARTER

Jets	32	95	68	133	6	334
Opp.	58	129	105	68	0	360

## TEAM STATISTICS

Total First Downs	Jets 292	Opp. 300
By Rushing	97	117
By Passing	169	153
By Penalty	26	30
Third Down: Md/Att.	95/234	81/210
Third Down: Eff.	40.6	38.6
Fourth Down: Md/Att.	10/21	4/8
Fourth Down: Eff.	47.6	50
Total Net Yards	4,630	5,041
Avg. per Game	308.7	336.1
Total Offensive Plays	1041	993
Avg. per Play	4.4	5.1
Net Yards Rushing	1,671	1,835
Total Rushing Plays	458	476
Avg. per Rush	3.6	3.9
Avg. per Game	111.4	122.3
Net Yards Passing	2,959	3,206
Avg. per Game	197.3	213.7
Sacked/Yards Lost	66/443	29/206
Gross Yards Passing	3,402	3,412
Att./Completions	517/302	488/260
Completion Pct.	58.4	53.3
Had Intercepted	15	18
Time of Possession	30:28	29:32
Punts/Avg.	82/37.1	80/38.4
Punt Return/Avg.	11.8	4.9
Net Punting Avg.	82/33.5	80/31.0
Penalties/Yards	135/1,055	96/881
Fumbles/Lost	33/19	23/11
Touchdowns	39	43
Rushing	17	15
Passing	18	27
Returns	4	1

**Coaching Staff:** Bud Carson, Defensive Coordinator /Secondary;  
Rich Kotite, Offensive Coordinator / Wide Receivers; Zeke Bratkowski, Quarterbacks; Ray Callahan, Defensive Line; Mike Faulkner, Special Asst. to the Head Coach; Bobby Hammond, Running Backs; Larry Pasquale, Special Teams; Dan Radakovich, Offensive Line; Jim Vecchiarella, Linebackers

## RUSHING

Player	No	Yds	Avg	Lg	TD
McNeil	121	530	4.4	30	0
Hector	111	435	3.9	20t	11
Vick	77	257	3.3	14	1
E. Hunter	48	169	3.5	23	0
Bligen	31	128	4.1	15	1
O'Brien	30	61	2.0	11	0
Faaola	14	43	3.1	18	2
Chirico	12	22	1.8	4	1
D. Foster	1	9	9.0	9	0
Norrie	5	5	1.0	2	0
Ryan	4	5	1.3	8t	1
Jennings	2	5	2.5	4	0
Briggs	1	4	4.0	4	0
Townsell	1	-2	-2.0	-2	0
<b>Jets</b>	<b>458</b>	<b>1,671</b>	<b>3.6</b>	<b>32</b>	<b>17</b>
<b>Opp.</b>	<b>476</b>	<b>1,835</b>	<b>3.9</b>	<b>35</b>	<b>15</b>

## RECEIVING

Player	No	Yds	Avg	Lg	TD
Toon	68	976	14.4	58t	5
Shuler	43	434	10.1	32t	3
Hector	32	249	7.8	27	0
McNeil	24	262	10.9	57	1
Sohn	23	261	11.3	31	2
Harper	18	225	12.5	35t	1
Holman	15	155	10.3	30	0
Klever	14	152	10.9	30	0
Vick	13	108	8.3	23	0
Bligen	11	81	7.4	19	0
Walker	9	190	21.1	59	1
S. Hunter	6	50	8.3	12	1
E. Hunter	5	24	4.8	8t	2
E. Riley	4	42	10.5	16	0
Townsell	4	37	9.3	11	0
Chirico	4	18	4.5	8	0
T. Sweet	3	45	15.0	22	0
Griggs	2	17	8.5	13	1
Kurisko	1	41	41.0	41t	1
Faaola	1	16	16.0	16	0
Gaffney	1	10	10.0	10	0
D. Foster	1	9	9.0	9	0
<b>Jets</b>	<b>302</b>	<b>3,402</b>	<b>11.3</b>	<b>59</b>	<b>18</b>
<b>Opp.</b>	<b>260</b>	<b>3,412</b>	<b>13.1</b>	<b>57</b>	<b>27</b>

## INTERCEPTIONS

Player	No	Yds	Avg	Lg	TD
Howard	3	29	9.7	29	0
Hamilton	3	25	8.3	25	0
Miano	3	24	8.0	21	0
Radachowsky	2	45	22.5	45	0
Robinson	1	38	38.0	38	0
Heath	1	35	35.0	35	0
Holmes	1	20	20.0	20	0
Haslett	1	9	9.0	9	0
Crabbe	1	8	8.0	8	0
Marc Hogan	1	5	5.0	5	0
Rose	1	1	1.0	1	0
<b>Jets</b>	<b>18</b>	<b>239</b>	<b>13.3</b>	<b>45</b>	<b>0</b>
<b>Opp.</b>	<b>15</b>	<b>210</b>	<b>14.0</b>	<b>44</b>	<b>0</b>

## PUNTING

Player	No	Yds	Avg	Net	Tb	In	Lg	Blk
Jennings	64	2,444	38.2	34.8	6	12	58	0
O'Connor	18	602	33.4	28.9	1	2	47	0
<b>Jets</b>	<b>82</b>	<b>3,046</b>	<b>37.1</b>	<b>33.5</b>	<b>7</b>	<b>14</b>	<b>58</b>	<b>0</b>
<b>Opp.</b>	<b>80</b>	<b>3,073</b>	<b>38.4</b>	<b>31</b>	<b>5</b>	<b>17</b>	<b>67</b>	<b>0</b>

## PUNT RETURNS

Player	No	FC	Yds	Avg	Lg	TD
Townsell	32	11	381	11.9	91t	1
Harper	4	1	93	23.3	78t	1
D. Foster	2	0	8	4.0	4	0
R. Smith	2	0	9	4.5	7	0
Sohn	1	0	6	6.0	6	0
<b>Jets</b>	<b>42</b>	<b>12</b>	<b>497</b>	<b>11.8</b>	<b>91t</b>	<b>2</b>
<b>Opp.</b>	<b>33</b>	<b>22</b>	<b>162</b>	<b>4.9</b>	<b>15</b>	<b>0</b>

## PASSING

Player	Att	Cmp	Yards	Cmp%	Yds/Att	TD	TD%	Int	Int%	Lg	Sk/Yds	Rating
O'Brien	393	234	2,696	59.5	6.86	13	3.3	8	2	59	50/364	82.8
Norrie	68	35	376	51.5	5.53	1	1.5	4	5.9	41t	15/72	48.4
Ryan	55	32	314	60.4	5.92	4	7.5	2	3.8	35t	1/7	86.5
Briggs	2	0	0	0	0	0	0	1	50	0	0/0	0
Jennings	1	1	16	100	16	0	0	0	0	16	0/0	118.8
<b>Jets</b>	<b>517</b>	<b>302</b>	<b>3,402</b>	<b>58.4</b>	<b>6.58</b>	<b>18</b>	<b>3.5</b>	<b>15</b>	<b>2.9</b>	<b>59</b>	<b>66/443</b>	<b>77.7</b>
<b>Opp.</b>	<b>488</b>	<b>260</b>	<b>3,412</b>	<b>53.3</b>	<b>6.99</b>	<b>27</b>	<b>5.5</b>	<b>18</b>	<b>3.7</b>	<b>57</b>	<b>29/206</b>	<b>78.7</b>

## SCORING

Player	TD	Ru	Pa	Rt	PAT	FG	S	TP
Leahy	0	0	0	0	31/31	18/22	0	85
Hector	11	11	0	0	-	-	0	66
Toon	5	0	5	0	-	-	0	30
Shuler	3	0	3	0	-	-	0	18
Ragusa	0	0	0	0	7/7	2/4	0	13
Faaola	2	2	0	0	-	-	0	12
Harper	2	0	1	1	-	-	0	12
E. Hunter	2	0	2	0	-	-	0	12
Sohn	2	0	2	0	-	-	0	12
Bligen	1	1	0	0	-	-	0	6
Chirico	1	1	0	0	-	-	0	6
Griggs	1	0	1	0	-	-	0	6
Humphery	1	0	0	1	-	-	0	6
S. Hunter	1	0	1	0	-	-	0	6
Kurisko	1	0	1	0	-	-	0	6
McNeil	1	0	1	0	-	-	0	6
Miano	1	0	0	1	-	-	0	6
Ryan	1	1	0	0	-	-	0	6
Townsell	1	0	0	1	-	-	0	6
Vick	1	1	0	0	-	-	0	6
Walker	1	0	1	0	-	-	0	6
Lyons	0	0	0	0	-	-	1	2
<b>Jets</b>	<b>39</b>	<b>17</b>	<b>18</b>	<b>4</b>	<b>38/38</b>	<b>20/26</b>	<b>1</b>	<b>334</b>
<b>Opp.</b>	<b>43</b>	<b>15</b>	<b>27</b>	<b>1</b>	<b>42/43</b>	<b>20/29</b>	<b>0</b>	<b>360</b>

## KICK RETURNS

Player	No	Yds	Avg	Lg	TD
Townsell	31	601	19.4	40	0
Humphery	21	510	24.3	48	0
Sohn	9	159	17.7	27	0
Harper	7	114	16.3	32	0
Faaola	2	9	4.5	7	0
Barber	1	11	11.0	11	0
Rose	1	0	0.0	0	0
<b>Jets</b>	<b>72</b>	<b>1,404</b>	<b>19.5</b>	<b>48</b>	<b>0</b>
<b>Opp.</b>	<b>70</b>	<b>1,491</b>	<b>21.3</b>	<b>56</b>	<b>0</b>

## FIELD GOALS

Player	1-19	20-29	30-39	40-49	50+
Leahy	0-0	11-11	5-6	2-4	0-1
Ragusa	0-0	1-1	1-2	0-1	0-0
Jets	0-0	12-12	6-8	2-5	0-1
Opp.	3-3	4-6	9-10	4-10	0-0

Leahy: (29G) (22G,34G) () () (33G,23G,62N,21G) () (35G,36G,26G) (39G,24G,49N,21G) (44N) (24G,23G) () (42G,24G) (42G,29G) (38N) Ragusa: () () (20G) (33N,46N) (34G) () () () () () () () () () ()

Opponents: () (32G,48N) (33G) (35G,25G,42N,42N) (19G) (40N,28G) (36G,45G,28N,38G,33G) () (42G,43G,18G) (42G) (31G,46B,35G) (18G) () (38G,39N)

## USUAL STARTERS

Offense				Defense			
WR	A. Toon	LE	M. Lyons	WR	A. Toon	LE	M. Lyons
LT	J. Sweeney	NT	J. Klecko	LT	J. Sweeney	NT	J. Klecko
LG	T. Banker	RE	B. Bennett	LG	T. Banker	RE	B. Bennett
C	G. Bingham	LOLB	A. Gordon	C	G. Bingham	LOLB	A. Gordon
RG	D. Alexander	LILB	T. Benson	RG	D. Alexander	LILB	T. Benson
RT	R. McElroy	RILB	K. Clifton	RT	R. McElroy	RILB	K. Clifton
TE	M. Shuler	ROLB	B. Crabbe	TE	M. Shuler	ROLB	B. Crabbe
WR	K. Sohn	LCB	J. Holmes	WR	K. Sohn	LCB	J. Holmes
QB	K. O'Brien	RCB	C. Howard	QB	K. O'Brien	RCB	C. Howard
RB	F. McNeil	SS	R. Miano	RB	F. McNeil	SS	R. Miano
FB	R. Vick	FS	H. Hamilton	FB	R. Vick	FS	H. Hamilton

**Pro Bowl:** WR Al Toon

# NEW YORK JETS 1988 (8-7-1)

**Head Coach:** Joe Walton

**Finish:** Fourth in AFC East

**Home Stadium:** The Meadowlands, East Rutherford, NJ

Date	W-L	Score	Opponents	Attendance
9/4	L	3-28	at New England	44,027
9/11	W	23-3	at Cleveland	74,434
9/18	W	45-3	Houston	64,683
9/25	W	17-10	at Detroit	29,250
10/2	T	17-17	Kansas City (OT)	66,110
10/9	L	19-36	at Cincinnati	57,482
10/17	L	14-37	Buffalo	70,218
10/23	W	44-30	at Miami	68,292
10/30	W	24-20	Pittsburgh	64,682
11/6	L	14-38	at Indianapolis	59,233
11/13	L	13-14	New England	48,358
11/20	L	6-9	at Buffalo (OT)	78,389
11/27	W	38-34	Miami	52,752
12/4	L	34-38	at Kansas City	30,059
12/10	W	34-16	Indianapolis	46,284
12/18	W	27-21	New York Giants	69,770

## 1988 AFC EAST STANDINGS

Buffalo	12	4	0	.750
Indianapolis	9	7	0	.563
New England	9	7	0	.563
Jets	8	7	1	.531
Miami	6	10	0	.375

## SCORE BY QUARTER

Jets	78	125	72	97	0	372
Opp.	86	64	104	97	3	354

## TEAM STATISTICS

Total First Downs	Jets 331	Opp. 310
By Rushing	118	123
By Passing	181	162
By Penalty	32	25
Third Down: Md/Att.	97/233	87/214
Third Down: Eff.	41.6	40.7
Fourth Down: Md/Att.	7/17	11/21
Fourth Down: Eff.	41.2	52.4
Total Net Yards	5,215	5,633
Avg. per Game	325.9	352.1
Total Offensive Plays	1,094	1,038
Avg. per Play	4.8	5.4
Net Yards Rushing	2,132	2,124
Total Rushing Plays	514	517
Avg. per Rush	4.1	4.1
Avg. per Game	133.3	132.8
Net Yards Passing	3,083	3,509
Avg. per Game	192.7	219.3
Sacked/Yards Lost	42/291	45/314
Gross Yards Passing	3,374	3,823
Att./Completions	538/299	476/244
Completion Pct.	55.6	51.3
Had Intercepted	11	24
Time of Possession	31:24	29:32
Punts/Avg.	85/38.9	72/38.1
Punt Return/Avg.	11	5.9
Net Punting Avg.	85/34.2	72/30.9
Penalties/Yards	115/931	89/757
Fumbles/Lost	32/16	35/16
Touchdowns	43	43
Rushing	19	15
Passing	20	28
Returns	4	0

## RUSHING

Player	No	Yds	Avg	Lg	TD
McNeil	219	944	4.3	28	6
Hector	137	561	4.1	19	10
Vick	128	540	4.2	17	3
O'Brien	21	25	1.2	17	0
Ryan	5	22	4.4	15	0
Faaola	1	13	13.0	13	0
Walker	1	12	12.0	12	0
Leahy	1	10	10.0	10	0
Toon	1	5	5.0	5	0
<b>Jets</b>	<b>514</b>	<b>2,132</b>	<b>4.1</b>	<b>28</b>	<b>19</b>
<b>Opp.</b>	<b>517</b>	<b>2,124</b>	<b>4.1</b>	<b>38</b>	<b>15</b>

## RECEIVING

Player	No	Yds	Avg	Lg	TD
Toon	93	1,067	11.5	42	5
Shuler	70	805	11.5	42t	5
McNeil	34	288	8.5	25	1
Walker	26	551	21.2	50t	7
Hector	26	237	9.1	30	0
Vick	19	120	6.3	17	0
Griggs	14	133	9.5	21	0
Sohn	7	66	9.4	17	2
Dunn	6	67	11.2	26	0
Townsell	4	40	10.0	19	0
<b>Jets</b>	<b>299</b>	<b>3,374</b>	<b>11.3</b>	<b>50t</b>	<b>20</b>
<b>Opp.</b>	<b>244</b>	<b>3,823</b>	<b>15.7</b>	<b>80t</b>	<b>28</b>

## INTERCEPTIONS

Player	No	Yds	Avg	Lg	TD
McMillan	8	168	21.0	55t	2
Hasty	5	20	4.0	16	0
Booty	3	0	0.0	0	0
Howard	2	0	0.0	0	0
Miano	2	0	0.0	0	0
Zordich	1	35	35.0	35t	1
McArthur	1	3	3.0	3	0
Benson	1	2	2.0	2	0
Humphery	1	0	0.0	0	0
<b>Jets</b>	<b>24</b>	<b>228</b>	<b>9.5</b>	<b>55t</b>	<b>3</b>
<b>Opp.</b>	<b>11</b>	<b>126</b>	<b>11.5</b>	<b>35</b>	<b>0</b>

## PUNTING

Player	No	Yds	Avg	Net	Tb	In	Lg	Blk
Prokop	85	3,310	38.9	34.2	10	26	64	0
<b>Jets</b>	<b>85</b>	<b>3,310</b>	<b>38.9</b>	<b>34.2</b>	<b>10</b>	<b>26</b>	<b>64</b>	<b>0</b>
<b>Opp.</b>	<b>72</b>	<b>2,742</b>	<b>38.1</b>	<b>30.9</b>	<b>5</b>	<b>13</b>	<b>66</b>	<b>1</b>

## PUNT RETURNS

Player	No	FC	Yds	Avg	Lg	TD
Townsell	35	9	409	11.7	59t	1
Sohn	3	1	9	3.0	5	0
<b>Jets</b>	<b>38</b>	<b>10</b>	<b>418</b>	<b>11.0</b>	<b>59t</b>	<b>1</b>
<b>Opp.</b>	<b>34</b>	<b>9</b>	<b>201</b>	<b>5.9</b>	<b>24</b>	<b>0</b>

## PASSING

Player	Att	Cmp	Yards	Cmp%	Yds/Att	TD	TD%	Int	Int%	Lg	Sk/Yds	Rating
O'Brien	424	236	2,567	55.7	6.05	15	3.5	7	1.7	50t	37/267	78.6
Ryan	113	63	807	55.8	7.14	5	4.4	4	3.5	42t	5/24	78.3
Hector	1	0	0	0	0	0	0	0	0	0	0/0	39.6
<b>Jets</b>	<b>538</b>	<b>299</b>	<b>3,374</b>	<b>55.6</b>	<b>6.27</b>	<b>20</b>	<b>3.7</b>	<b>11</b>	<b>2</b>	<b>50t</b>	<b>42/291</b>	<b>78.4</b>
<b>Opp.</b>	<b>476</b>	<b>244</b>	<b>3,823</b>	<b>51.3</b>	<b>8.03</b>	<b>28</b>	<b>5.9</b>	<b>24</b>	<b>5</b>	<b>80t</b>	<b>45/314</b>	<b>76.9</b>

## SCORING

Player	TD	Ru	Pa	Rt	PAT	FG	S	TP
Leahy	0	0	0	0	43/43	23/28	0	112
Hector	10	10	0	0	-	-	0	60
McNeil	7	6	1	0	-	-	0	42
Walker	7	0	7	0	-	-	0	42
Shuler	5	0	5	0	-	-	0	30
Toon	5	0	5	0	-	-	0	30
Vick	3	3	0	0	-	-	0	18
McMillan	2	0	0	2	-	-	0	12
Sohn	2	0	2	0	-	-	0	12
Townsell	1	0	0	1	-	-	0	6
Zordich	1	0	0	1	-	-	0	6
Lyons	0	0	0	0	-	-	1	2
<b>Jets</b>	<b>43</b>	<b>19</b>	<b>20</b>	<b>4</b>	<b>43/43</b>	<b>23/28</b>	<b>1</b>	<b>372</b>
<b>Opp.</b>	<b>43</b>	<b>15</b>	<b>28</b>	<b>0</b>	<b>36/43</b>	<b>20/30</b>	<b>0</b>	<b>354</b>

## KICK RETURNS

Player	No	Yds	Avg	Lg	TD
Townsell	31	601	19.4	40	0
Humphery	21	510	24.3	48	0
Sohn	9	159	17.7	27	0
Harper	7	114	16.3	32	0
Faaola	2	9	4.5	7	0
Barber	1	11	11.0	11	0
Rose	1	0	0.0	0	0
<b>Jets</b>	<b>72</b>	<b>1,404</b>	<b>19.5</b>	<b>48</b>	<b>0</b>
<b>Opp.</b>	<b>70</b>	<b>1,491</b>	<b>21.3</b>	<b>56</b>	<b>0</b>

## FIELD GOALS

Player	1-19	20-29	30-39	40-49	50+
Leahy	0-0	9-9	7-8	7-10	0-1
<b>Jets</b>	<b>0-0</b>	<b>9-9</b>	<b>7-8</b>	<b>7-10</b>	<b>0-1</b>
<b>Opp.</b>	<b>0-0</b>	<b>8-9</b>	<b>8-11</b>	<b>3-9</b>	<b>1-1</b>

Leahy: (29G) (22G,29G,23G,49N) (47G) (39G,33N) (23G,44N) (30G) () (33G,38G,28G) (41G) (51B) (47G,48G) (23G,40B,40G) (29G) 33G,32G) (35G,46G) (41G,20G)

Opponents: (39G,24G,47G,47N) (47G) (30G,48N,26N) (39G) (34G) (30B,25G) (30G,25G) (30G,34G,28G) (36G,37N) (25G,21G) (51G,48N) () (25G,47N,26G,30G) () (43B,21G) (45G) (31N,49N)

## USUAL STARTERS

Offense		Defense	
WR	A. Toon	LE	M. Gastineau
LT	J. Criswell	NT	S. Mersereau
LG	M. Haight	RE	M. Lyons
C	J. Sweeney	LOLB	A. Gordon
RG	D. Alexander	LILB	T. Benson
RT	R. McElroy	RILB	K. Clifton
TE	M. Shuler	ROLB	K. McArthur
WR	W. Walker	LCB	B. Humphery
QB	K. O'Brien	RCB	J. Hasty
RB	F. McNeil	SS	R. Miano
FB	R. Vick	FS	E. McMillan

**Pro Bowl:** FS Erik McMillan, TE Mickey Shuler, WR Al Toon

**Coaching Staff:** Bud Carson, Defensive Coordinator; Rich Kotite, Offensive Coordinator/Wide Receivers; Zeke Bratkowski, Quarterbacks; Wallace Chambers, Defensive Line; Mike Faulkner, Secondary; Bobby Hammond, Running Backs; Larry Pasquale, Special Teams; Dan Radakovich, Offensive Line; Jim Vechiarella, Linebackers; Ray Calahan, Quality Control

# NEW YORK JETS 1989 (4-12)

**Head Coach:** Joe Walton

**Finish:** Fifth in AFC East

**Home Stadium:** The Meadowlands, East Rutherford, NJ

Date	W-L	Score	Opponents	Attendance
9/10	L	24-27	New England	64,541
9/17	L	24-38	at Cleveland	73,516
9/24	W	40-33	at Miami	65,908
10/1	L	10-17	Indianapolis	65,542
10/9	L	7-14	L.A. Raiders	68,040
10/15	L	14-29	at New Orleans	59,521
10/22	L	3-34	at Buffalo	76,811
10/29	L	10-23	San Francisco	62,805
11/5	W	27-26	at New England	53,366
11/12	L	23-31	Miami	65,923
11/19	L	10-27	at Indianapolis	58,236
11/26	W	27-7	Atlanta	40,429
12/3	W	20-17	at San Diego	38,954
12/10	L	0-13	Pittsburgh	41,037
12/17	L	14-38	at L.A. Rams	53,063
12/23	L	0-37	Buffalo	21,148

## 1989 AFC EAST STANDINGS

Buffalo	9	7	0	.563
Indianapolis	8	8	0	.500
Miami	8	8	0	.500
New England	5	11	0	.313
Jets	4	12	0	.250

## SCORE BY QUARTER

Jets	37	74	60	82	253
Opp.	53	133	119	106	411

## TEAM STATISTICS

Total First Downs	Jets 292	Opp. 328
By Rushing	91	127
By Passing	189	178
By Penalty	12	23
Third Down: Md/Att.	68/210	82/213
Third Down: Eff.	32.4	38.5
Fourth Down: Md/Att.	7/15	7/16
Fourth Down: Eff.	46.7	43.8
Total Net Yards	5,011	5,994
Avg. per Game	313.2	374.6
Total Offensive Plays	1032	1059
Avg. per Play	4.9	5.7
Net Yards Rushing	1,596	2,136
Total Rushing Plays	400	517
Avg. per Rush	4	4.1
Avg. per Game	99.8	133.5
Net Yards Passing	3,415	3,858
Avg. per Game	213.4	241.1
Sacked/Yards Lost	62/477	28/177
Gross Yards Passing	3,892	4,035
Att./Completions	570/338	514/282
Completion Pct.	59.3	54.9
Had Intercepted	24	15
Time of Possession	29:16	30:44
Punts/Avg	87/39.4	69/39.8
Punt Return/Avg.	9.1	7.6
Net Punting Avg.	87/35.5	69/33.7
Penalties/Yards	116/953	90/675
Fumbles/Lost	32/17	32/9
Touchdowns	30	50
Rushing	11	16
Passing	14	31
Returns	5	3

## RUSHING

Player	No	Yds	Avg	Lg	TD
Hector	177	702	4.0	24	3
Vick	112	434	3.9	39t	5
McNeil	80	352	4.4	19t	2
A.B. Brown	12	63	5.3	17	0
O'Brien	9	18	2.0	5	0
Mackey	2	3	1.5	5	0
Prokop	1	17	17.0	17t	1
Epps	1	14	14.0	14	0
Harper	1	3	3.0	3	0
Malone	1	0	0.0	0	0
Eason	1	0	0.0	0	0
Ryan	1	-1	-1.0	-1	0
Burkett	1	-4	-4.0	-4	0
Lageman	1	-5	-5.0	-5	0
<b>Jets</b>	<b>400</b>	<b>1,596</b>	<b>4.0</b>	<b>39t</b>	<b>11</b>
<b>Opp.</b>	<b>517</b>	<b>2,136</b>	<b>4.1</b>	<b>40t</b>	<b>16</b>

## RECEIVING

Player	No	Yds	Avg	Lg	TD
Toon	63	693	11.0	37t	2
Townsell	45	787	17.5	63t	5
Hector	38	330	8.7	32	2
Vick	34	241	7.1	21	2
McNeil	31	310	10.0	25t	1
Shuler	29	322	11.1	22	0
Neubert	28	302	10.8	35t	1
Burkett	21	278	13.2	30	1
Griggs	9	112	12.4	23	0
Werner	8	115	14.4	36	0
Epps	8	108	13.5	21	0
Walker	8	89	11.1	31	0
Harper	7	127	18.1	48	0
A.B. Brown	4	10	2.5	6	0
Dressel	3	55	18.3	43	0
Dunn	2	13	6.5	8	0
<b>Jets</b>	<b>338</b>	<b>3,892</b>	<b>11.5</b>	<b>63t</b>	<b>14</b>
<b>Opp.</b>	<b>282</b>	<b>4,035</b>	<b>14.3</b>	<b>78t</b>	<b>31</b>

## INTERCEPTIONS

Player	No	Yds	Avg	Lg	TD
McMillan	6	180	30.0	92t	1
Hasty	5	62	12.4	34t	1
Booty	1	13	13.0	13	0
Mersereau	1	4	4.0	4	0
Gordon	1	2	2.0	2	0
Glenn	1	0	0.0	0	0
<b>Jets</b>	<b>15</b>	<b>261</b>	<b>17.4</b>	<b>92t</b>	<b>2</b>
<b>Opp.</b>	<b>24</b>	<b>282</b>	<b>11.8</b>	<b>87t</b>	<b>2</b>

## PUNTING

Player	No	Yds	Avg	Net	Tb	In	Lg	Blk
Prokop	87	3,426	39.4	35.5	4	29	76	0
<b>Jets</b>	<b>87</b>	<b>3,426</b>	<b>39.4</b>	<b>35.5</b>	<b>4</b>	<b>29</b>	<b>76</b>	<b>0</b>
<b>Opp.</b>	<b>69</b>	<b>2,746</b>	<b>39.8</b>	<b>33.7</b>	<b>6</b>	<b>18</b>	<b>59</b>	<b>1</b>

## PUNT RETURNS

Player	No	FC	Yds	Avg	Lg	TD
Townsell	33	12	299	9.1	30	0
<b>Jets</b>	<b>33</b>	<b>12</b>	<b>299</b>	<b>9.1</b>	<b>30</b>	<b>0</b>
<b>Opp.</b>	<b>34</b>	<b>22</b>	<b>257</b>	<b>7.6</b>	<b>49t</b>	<b>1</b>

## PASSING

Player	Att	Cmp	Yards	Cmp%	Yds/Att	TD	TD%	Int	Int%	Lg	Sk/Yds	Rating
O'Brien	477	288	3,346	60.4	7.01	12	2.5	18	3.8	57	50/391	74.3
Eason	36	22	255	61.1	7.08	1	2.8	2	5.6	63t	7/42	68.6
Ryan	30	15	153	50	5.1	1	3.3	3	10	25	2/26	36.5
Mackey	25	11	125	44	5	0	0	1	4	22	3/18	42.9
Malone	2	2	13	100	6.5	0	0	0	0	11	0/0	93.8
<b>Jets</b>	<b>570</b>	<b>338</b>	<b>3,892</b>	<b>59.3</b>	<b>6.83</b>	<b>14</b>	<b>2.5</b>	<b>24</b>	<b>4.2</b>	<b>63t</b>	<b>62/447</b>	<b>70.6</b>
<b>Opp.</b>	<b>514</b>	<b>282</b>	<b>4,035</b>	<b>54.9</b>	<b>7.85</b>	<b>31</b>	<b>6</b>	<b>15</b>	<b>2.9</b>	<b>78t</b>	<b>28/177</b>	<b>88.5</b>

## SCORING

Player	TD	Ru	Pa	Rt	PAT	FG	S	TP
Leahy	0	0	0	0	29/30	14/21	0	71
Vick	7	5	2	0	-	-	0	42
Hector	5	3	2	0	-	-	0	30
Townsell	5	0	5	0	-	-	0	30
McMillan	3	0	0	3	-	-	0	18
McNeil	3	2	1	0	-	-	0	18
Toon	2	0	2	0	-	-	0	12
Burkett	1	0	1	0	-	-	0	6
Hasty	1	0	0	1	-	-	0	6
Neubert	1	0	1	0	-	-	0	6
Prokop	1	1	0	0	-	-	0	6
Radachowsky	1	0	0	1	-	-	0	6
<b>Jets</b>	<b>30</b>	<b>11</b>	<b>14</b>	<b>5</b>	<b>29/30</b>	<b>14/21</b>	<b>1</b>	<b>253</b>
<b>Opp.</b>	<b>50</b>	<b>16</b>	<b>31</b>	<b>3</b>	<b>46/49</b>	<b>21/31</b>	<b>1</b>	<b>411</b>

## KICK RETURNS

Player	No	Yds	Avg	Lg	TD
Townsell	34	653	19.2	69	0
Humphery	24	414	17.3	52	0
Epps	9	154	17.1	43	0
Dixon	4	67	16.8	21	0
Nichols	2	9	4.5	7	0
Washington	1	11	11.0	11	0
Byrd	1	1	1.0	1	0
<b>Jets</b>	<b>75</b>	<b>1,309</b>	<b>17.5</b>	<b>69</b>	<b>0</b>
<b>Opp.</b>	<b>47</b>	<b>1,029</b>	<b>21.9</b>	<b>49</b>	<b>0</b>

## FIELD GOALS

Player	1-19	20-29	30-39	40-49	50+
Leahy	1-1	6-7	3-4	4-8	0-1
<b>Jets</b>	<b>1-1</b>	<b>6-7</b>	<b>3-4</b>	<b>4-8</b>	<b>0-1</b>
<b>Opp.</b>	<b>0-0</b>	<b>8-8</b>	<b>5-10</b>	<b>7-10</b>	<b>1-3</b>

Leahy: (40G) (36G,32N,43N) (32G) (26G) () ()  
(41G,52N) (24G) (18G,23G) (38G,20G,22G)  
(46G,45N) (28G,46G) () (47N,41B) () (29B)

Opponents: () (21G) (41B,21G,20G) (38G) (52N)  
(42G,29G) (38G,27G,37N) (25G,41G,40G)  
(47G,43N,26G,39B) (34N,59G,52N) (45G,31G,37N) ()  
(39G,37N) (48N,42G,45G) (37G) (26G)

## USUAL STARTERS

	Offense	Defense
WR	A. Toon	LE P. Frase
LT	J. Criswell	NT S. Mersereau
LG	M. Haight	RE R. Stallworth
C	J. Sweeney	LOLB A. Gordon
RG	D. Alexander	LILB T. Benson
RT	R. McElroy	RILB K. Clifton
TE	K. Neubert	ROLB J. Lageman
WR	J. Townsell	LCB B. Humphery
QB	K. O'Brien	RCB J. Hasty
RB	J. Hector	SS G. Radachowsky
FB	R. Vick	FS E. McMillan

**Pro Bowl:** FS Erik McMillan

**Coaching Staff:** Ralph Hawkins, Defensive Coordinator; Rich Kotite, Offensive Coordinator/Wide Receivers; Zeke Bratkowski, Quarterbacks; Wallace Chambers, Defensive Line; Mike Faulkner, Secondary; Bobby Hammond, Running Backs; Larry Pasquale, Special Teams; Rod Humenuik, Offensive Line; Jim Vechiarella, Linebackers; Ray Callahan, Quality Control

# NEW YORK JETS 1990 (6-10)

**Head Coach:** Bruce Coslet

**Finish:** Fourth in AFC East

**Home Stadium:** The Meadowlands, East Rutherford, NJ

Date	W-L	Score	Opponents	Attendance
9/9	L	20-25	at Cincinnati	56,167
9/16	W	24-21	Cleveland	67,354
9/24	L	7-30	Buffalo	69,927
9/30	W	37-13	at New England	36,724
10/7	L	16-20	at Miami	69,678
10/14	L	3-39	San Diego	63,311
10/21	L	27-30	at Buffalo	79,002
10/28	W	17-12	at Houston	56,337
11/4	W	24-9	Dallas	68,068
11/11	L	3-17	Miami	68,362
11/18	L	14-17	at Indianapolis	47,283
11/25	L	7-24	Pittsburgh	57,806
12/2	L	17-38	at San Diego	40,877
12/16	L	21-29	Indianapolis	41,423
12/23	W	42-7	New England	46,641
12/30	W	16-14	at Tampa Bay	46,543

## 1990 AFC EAST STANDINGS

Buffalo	13	3	0	.813
Miami	12	4	0	.750
Indianapolis	7	9	0	.438
Jets	6	10	0	.375
New England	1	15	0	.063

## SCORE BY QUARTER

Jets	61	131	46	57	295
Opp.	38	100	90	117	345

## TEAM STATISTICS

Total First Downs	Jets 295	Opp. 318
By Rushing	128	112
By Passing	143	186
By Penalty	24	20
Third Down: Md/Att.	74/193	88/199
Third Down: Eff.	38.3	44.2
Fourth Down: Md/Att.	5/21	10/14
Fourth Down: Eff.	23.8	71.4
Total Net Yards	4,886	5,455
Avg. per Game	305.4	340.9
Total Offensive Plays	967	977
Avg. per Play	5.1	5.6
Net Yards Rushing	2,127	2,018
Total Rushing Plays	476	423
Avg. per Rush	4.5	4.8
Avg. per Game	132.9	126.1
Net Yards Passing	2,759	3,437
Avg. per Game	172.4	214.8
Sacked/Yards Lost	40/300	38/308
Gross Yards Passing	3,059	3,745
Att./Completions	451/246	516/311
Completion Pct.	54.5	60.3
Had Intercepted	11	18
Time of Possession	30:05	29:55
Punts/Avg.	61/39.3	56/41.4
Punt Return/Avg.	10.6	7.7
Net Punting Avg.	61/33.9	56/33.6
Penalties/Yards	101/848	106/876
Fumbles/Lost	28/13	29/11
Touchdowns	32	39
Rushing	16	15
Passing	14	23
Returns	2	1

## RUSHING

Player	No	Yds	Avg	Lg	TD
Thomas	123	620	5.0	41	1
Baxter	124	539	4.3	28t	6
F. McNeil	99	458	4.6	29	6
Hector	91	377	4.1	22	2
O'Brien	21	72	3.4	15	0
Eason	7	29	4.1	24	0
Prokop	3	2	0.7	8	0
Taylor	2	20	10	15	1
Mathis	2	9	4.5	10	0
R. Moore	2	-4	-2.0	4	0
A. B. Brown	1	8	8.0	8	0
Wellsandt	1	-3	-3.0	-3	0
<b>Jets</b>	<b>476</b>	<b>2,127</b>	<b>4.5</b>	<b>41</b>	<b>16</b>
<b>Opp.</b>	<b>423</b>	<b>2,018</b>	<b>4.8</b>	<b>60</b>	<b>15</b>

## RECEIVING

Player	No	Yds	Avg	Lg	TD
Toon	57	757	13.3	46t	6
R. Moore	44	692	15.7	69t	6
Boyer	40	334	8.4	25	1
Thomas	20	204	10.2	55	1
Mathis	19	245	12.9	23	0
F. McNeil	16	230	14.4	59	0
Burkett	14	204	14.6	46	0
Baxter	8	73	9.1	22	0
Hector	8	72	9.0	25	0
Dressel	6	66	11.0	21	0
Dawkins	5	68	13.6	31	0
Wellsandt	5	57	11.4	20	0
Townsell	4	57	14.3	18	0
<b>Jets</b>	<b>246</b>	<b>3,059</b>	<b>12.4</b>	<b>69t</b>	<b>14</b>
<b>Opp.</b>	<b>311</b>	<b>3,745</b>	<b>12.0</b>	<b>69t</b>	<b>23</b>

## INTERCEPTIONS

Player	No	Yds	Avg	Lg	TD
McMillan	5	92	18.4	25	0
Clifton	3	49	16.3	39	0
B. Washington	3	22	7.3	13	0
Curtis	2	45	22.5	23	0
Hasty	2	0	0.0	0	0
Stargell	2	-3	-1.5	0	0
Mayes	1	0	0.0	0	0
<b>Jets</b>	<b>18</b>	<b>205</b>	<b>11.4</b>	<b>39</b>	<b>0</b>
<b>Opp.</b>	<b>11</b>	<b>186</b>	<b>16.9</b>	<b>36</b>	<b>0</b>

## PUNTING

Player	No	Yds	Avg	Net	Tb	In	Lg	Blk
Prokop	59	2,363	40.1	34.7	3	18	58	0
Leahy	1	12	12.0	12.0	0	0	12	0
O'Brien	1	23	23.0	11.0	0	0	23	0
<b>Jets</b>	<b>61</b>	<b>2,398</b>	<b>39.3</b>	<b>33.9</b>	<b>3</b>	<b>18</b>	<b>58</b>	<b>0</b>
<b>Opp.</b>	<b>56</b>	<b>2,321</b>	<b>41.4</b>	<b>33.6</b>	<b>6</b>	<b>14</b>	<b>69</b>	<b>0</b>

## PUNT RETURNS

Player	No	FC	Yds	Avg	Lg	TD
Townsell	17	4	154	9.1	20	0
Mathis	11	7	165	15.0	98t	1
Hasty	1	0	0	0.0	0	0
Odegard	1	0	0	0.0	0	0
<b>Jets</b>	<b>30</b>	<b>11</b>	<b>319</b>	<b>10.6</b>	<b>98t</b>	<b>1</b>
<b>Opp.</b>	<b>35</b>	<b>8</b>	<b>269</b>	<b>7.7</b>	<b>35</b>	<b>0</b>

## PASSING

Player	Att	Cmp	Yards	Cmp%	Yds/Att	TD	TD%	Int	Int%	Lg	Sk/Yds	Rating
O'Brien	411	226	2,855	55	6.95	13	3.2	10	2.4	69t	34/262	77.3
Eason	28	13	155	46.4	5.54	0	0	1	3.6	31	4/35	49.0
Taylor	10	7	49	70	4.9	1	10	0	0	15	2/3	114.2
Toon	2	0	0	0	0	0	0	0	0	0	0/0	39.6
<b>Jets</b>	<b>451</b>	<b>246</b>	<b>3,059</b>	<b>54.5</b>	<b>6.78</b>	<b>14</b>	<b>3.1</b>	<b>11</b>	<b>2.4</b>	<b>69t</b>	<b>40/300</b>	<b>76.0</b>
<b>Opp.</b>	<b>516</b>	<b>311</b>	<b>3,745</b>	<b>60.3</b>	<b>7.26</b>	<b>23</b>	<b>4.5</b>	<b>18</b>	<b>3.5</b>	<b>69t</b>	<b>38/308</b>	<b>82.9</b>

## SCORING

Player	TD	Ru	Pa	Rt	PAT	FG	S	TP
Leahy	0	0	0	0	32/32	23/26	0	101
Baxter	6	6	0	0	-	-	0	36
F. McNeil	6	6	0	0	-	-	0	36
R. Moore	6	0	6	0	-	-	0	36
Toon	6	0	6	0	-	-	0	36
Hector	2	2	0	0	-	-	0	12
Thomas	2	1	1	0	-	-	0	12
Boyer	1	0	1	0	-	-	0	6
Davis	1	0	0	1	-	-	0	6
Mathis	1	0	0	1	-	-	0	6
Taylor	1	1	0	0	-	-	0	6
Byrd	0	0	0	0	-	-	1	2
<b>Jets</b>	<b>32</b>	<b>16</b>	<b>14</b>	<b>2</b>	<b>32/32</b>	<b>23/26</b>	<b>1</b>	<b>295</b>
<b>Opp.</b>	<b>39</b>	<b>15</b>	<b>23</b>	<b>1</b>	<b>35/38</b>	<b>24/32</b>	<b>1</b>	<b>345</b>

## KICK RETURNS

Player	No	Yds	Avg	Lg	TD
Mathis	43	787	18.3	35	0
Townsell	7	158	22.6	38	0
Odegard	5	89	17.8	25	0
Nichols	2	3	1.5	3	0
A. B. Brown	1	63	63.0	63	0
Boyer	1	14	14.0	14	0
Duffy	1	8	8.0	8	0
Dressel	1	7	7.0	7	0
<b>Jets</b>	<b>61</b>	<b>1,129</b>	<b>18.5</b>	<b>63</b>	<b>0</b>
<b>Opp.</b>	<b>61</b>	<b>1,185</b>	<b>19.4</b>	<b>98t</b>	<b>1</b>

## FIELD GOALS

Player	1-19	20-29	30-39	40-49	50+
Leahy	2-2	12-12	6-7	3-5	0-0
<b>Jets</b>	<b>2-2</b>	<b>12-12</b>	<b>6-7</b>	<b>3-5</b>	<b>0-0</b>
<b>Opp.</b>	<b>0-0</b>	<b>5-7</b>	<b>10-10</b>	<b>9-11</b>	<b>0-4</b>

Leahy: (33G,26G) (47G,47N) () (24G,18G,46G) (25G,19G,30G) (22G) (28G,25G) (32G) (24G) (24G) (32G,21G,29G,40G) () (38G,36N) (40N) () (21G,32G,25G)

Opponents: (43G,42N,44G,37G) () (48G,42G,27G,24B) (46G,40G) () (34G,42G,37G) (29G,24N) (42G,49G,40N,52N) (37G,35G,32G0 (23G,53N) (52N,38G) (33G) (22G) (35G,20G,37G) (50N) ()

## USUAL STARTERS

Offense				Defense			
WR	R. Moore	LE	R. Stallworth	WR	R. Moore	LE	R. Stallworth
LT	J. Criswell	LT	S. Mersereau	LT	J. Criswell	LT	S. Mersereau
LG	M. Haight	RT	D. Byrd	LG	M. Haight	RT	D. Byrd
C	J. Sweeney	RE	J. Lageman	C	J. Sweeney	RE	J. Lageman
RG	T. Matich	LLB	J. Mott	RG	T. Matich	LLB	J. Mott
RT	B. Miller	MLB	K. Clifton	RT	B. Miller	MLB	K. Clifton
TE	M. Boyer	RLB	J. Kelly	TE	M. Boyer	RLB	J. Kelly
WR	A. Toon	LCB	T. Stargell	WR	A. Toon	LCB	T. Stargell
QB	K. O'Brien	RCB	J. Hasty	QB	K. O'Brien	RCB	J. Hasty
RB	B. Thomas	SS	B. Washington	RB	B. Thomas	SS	B. Washington
FB	B. Baxter	FS	E. McMillan	FB	B. Baxter	FS	E. McMillan

**Coaching Staff:** Pete Carroll, Defensive Coordinator; Larry Beightol, Offensive Line; Kippy Brown, Running Backs; Joe Daniels, Quarterbacks; Ed Donatell, Defensive Assistant; Foge Fazio, Special Teams Coordinator; Monte Kiffin, Linebackers; Greg Mackrides, Strength & Conditioning Coordinator; Chip Myers, Wide Receivers; Greg Robinson, Defensive Line; Bob Wylie, Offensive Assistant/Tight Ends

# NEW YORK JETS 1991 (8-8)

**Head Coach:** Bruce Coslet

**Finish:** Tied for Second in AFC East

**Home Stadium:** The Meadowlands, East Rutherford, NJ

Date	W-L	Score	Opponents	Attendance
9/1	W	16-13	Tampa Bay	61,204
9/8	L	13-20	at Seattle	56,770
9/15	L	20-23	Buffalo	65,309
9/2	L	13-19	at Chicago (OT)	65,256
9/29	W	41-23	Miami	71,170
10/6	W	17-14	at Cleveland	71,042
10/13	L	20-23	Houston	70,758
10/20	W	17-6	at Indianapolis	53,025
11/3	W	19-16	Green Bay (OT)	67,435
11/10	L	27-28	Indianapolis	44,792
11/17	W	28-21	at New England	30,743
11/2	W	24-3	San Diego	59,025
12/1	L	13-24	at Buffalo	80,243
12/8	L	20-34	at Detroit	69,304
12/15	L	3-6	New England	55,689
12/22	W	23-20	at Miami (OT)	69,636
POSTSEASON				
12/29	L	10-17	at Houston	61,485

## 1991 AFC EAST STANDINGS

Buffalo	13	3	0	.813
Jets	8	8	0	.500
Miami	8	8	0	.500
New England	6	10	0	.375
Indianapolis	1	15	0	.063

## SCORE BY QUARTER

Jets	93	84	53	78	6	314
Opp.	36	78	91	82	6	293

## TEAM STATISTICS

Total First Downs	Jets 331	Opp. 298
By Rushing	133	94
By Passing	169	185
By Penalty	29	19
Third Down: Md/Att.	81/214	71/193
Third Down: Eff.	37.9	36.8
Fourth Down: Md/Att.	12/21	10/19
Fourth Down: Eff.	57.1	52.6
Total Net Yards	5,316	4,981
Avg. per Game	332.3	311.3
Total Offensive Plays	1,059	954
Avg. per Play	5	5.2
Net Yards Rushing	2,160	1,442
Total Rushing Plays	523	379
Avg. per Rush	4.1	3.8
Avg. per Game	135	90.1
Net Yards Passing	3,156	3,539
Avg. per Game	197.3	221.2
Sacked/Yards Lost	33/273	35/226
Gross Yards Passing	3,429	3,765
Att./Completions	503/295	540/331
Completion Pct.	58.6	61.3
Had Intercepted	12	18
Time of Possession	33:25	26:35
Punts/Avg.	64/39.4	56/40.6
Punt Return/Avg.	6.8	5.7
Net Punting Avg.	64/34.6	56/35.6
Penalties/Yards	103/814	93/774
Fumbles/Lost	28/13	38/19
Touchdowns	32	31
Rushing	17	8
Passing	12	21
Returns	3	2

## RUSHING

Player	No	Yds	Avg	Lg	TD
Thomas	189	728	3.9	25	3
Baxter	184	666	3.6	31	11
Hector	62	345	5.6	47	0
McNeil	51	300	5.9	58	2
O'Brien	23	60	2.6	13	0
Taylor	7	23	3.3	13	0
A. B. Brown	3	4	1.3	2	1
Mathis	1	19	19.0	19	0
Aguiar	1	18	18.0	18	0
Nagle	1	-1	-1.0	-1	0
Burkett	1	-2	-2.0	-2	0
<b>Jets</b>	<b>523</b>	<b>2,160</b>	<b>4.1</b>	<b>58</b>	<b>17</b>
<b>Opp.</b>	<b>379</b>	<b>1,442</b>	<b>3.8</b>	<b>51t</b>	<b>8</b>

## RECEIVING

Player	No	Yds	Avg	Lg	TD
Toon	74	963	13.0	32	0
R. Moore	70	987	14.1	53	5
Thomas	30	195	6.5	18	1
Mathis	28	329	11.8	39	1
Burkett	23	327	14.2	50t	4
Dressel	17	122	7.2	22	0
Boyer	16	153	9.6	22	0
Baxter	12	124	10.3	34	0
McNeil	7	56	8.0	13	0
Hector	7	51	7.3	16	0
Whisenhunt	4	34	8.5	16	0
Dawkins	3	38	12.7	24	0
Matich	3	23	7.7	14	1
O'Brien	1	27	27.0	27	0
<b>Jets</b>	<b>295</b>	<b>3,429</b>	<b>11.6</b>	<b>53</b>	<b>12</b>
<b>Opp.</b>	<b>331</b>	<b>3,765</b>	<b>11.4</b>	<b>73t</b>	<b>21</b>

## INTERCEPTIONS

Player	No	Yds	Avg	Lg	TD
Brim	4	52	13.0	24	0
McMillan	3	168	56.0	83t	2
Hasty	3	39	13.0	39	0
J. Kelly	2	6	3.0	6	0
Mersereau	2	0	0.0	0	0
young	1	15	15.0	15	0
Clifton	1	3	3.0	3	0
Kors	1	0	0.0	0	0
B. Washington	1	0	0.0	0	0
<b>Jets</b>	<b>18</b>	<b>283</b>	<b>15.7</b>	<b>83t</b>	<b>2</b>
<b>Opp.</b>	<b>12</b>	<b>105</b>	<b>8.8</b>	<b>40</b>	<b>0</b>

## PUNTING

Player	No	Yds	Avg	Net	Tb	In	Lg	Blk
Aguiar	64	2,521	39.4	34.6	7	14	61	0
<b>Jets</b>	<b>64</b>	<b>2,521</b>	<b>39.4</b>	<b>34.6</b>	<b>7</b>	<b>14</b>	<b>61</b>	<b>0</b>
<b>Opp.</b>	<b>56</b>	<b>2,271</b>	<b>40.6</b>	<b>35.6</b>	<b>6</b>	<b>15</b>	<b>57</b>	<b>1</b>

## PUNT RETURNS

Player	No	FC	Yds	Avg	Lg	TD
Mathis	22	10	154	6.8	25	0
Matich	1	0	3	3.0	3	0
<b>Jets</b>	<b>23</b>	<b>10</b>	<b>157</b>	<b>6.8</b>	<b>25</b>	<b>0</b>
<b>Opp.</b>	<b>29</b>	<b>13</b>	<b>164</b>	<b>5.7</b>	<b>21</b>	<b>1</b>

## PASSING

Player	Att	Cmp	Yards	Cmp%	Yds/Att	TD	TD%	Int	Int%	Lg	Sk/Yds	Rating
O'Brien	489	287	3,300	58.7	6.75	10	2	11	2.2	53	33/273	76.6
Taylor	10	5	76	50	7.6	1	10	1	10	51	0/0	69.2
Nagle	2	1	10	50	5	0	0	0	0	10	0/0	64.6
Thomas	1	1	16	100	16	1	100	0	0	16t	0/0	158.3
Toon	1	1	27	100	27	0	0	0	0	27	0/0	118.8
<b>Jets</b>	<b>503</b>	<b>295</b>	<b>3,429</b>	<b>58.6</b>	<b>6.82</b>	<b>12</b>	<b>2.4</b>	<b>12</b>	<b>2.4</b>	<b>53</b>	<b>33/273</b>	<b>77.4</b>
<b>Opp.</b>	<b>540</b>	<b>331</b>	<b>3,765</b>	<b>61.3</b>	<b>6.97</b>	<b>21</b>	<b>3.9</b>	<b>18</b>	<b>3.3</b>	<b>73t</b>	<b>35/226</b>	<b>81.3</b>

## SCORING

Player	TD	Ru	Pa	Rt	PAT	FG	S	TP
Leahy	0	0	0	0	30/30	26/37	0	108
Baxter	11	11	0	0	-	-	0	66
Burkett	5	0	4	1	-	-	0	30
R. Moore	5	0	5	0	-	-	0	30
Thomas	4	3	1	0	-	-	0	24
McMillan	2	0	0	2	-	-	0	12
McNeil	2	2	0	0	-	-	0	12
Allegre	0	0	0	0	2/2	3/4	0	11
A. B. Brown	1	0	0	0	-	-	0	6
Mathis	1	0	1	0	-	-	0	6
Matich	1	0	1	0	-	-	0	6
Aguiar	0	0	0	0	-	1/2	0	3
<b>Jets</b>	<b>32</b>	<b>17</b>	<b>12</b>	<b>3</b>	<b>32/32</b>	<b>30/43</b>	<b>0</b>	<b>314</b>
<b>Opp.</b>	<b>31</b>	<b>8</b>	<b>21</b>	<b>2</b>	<b>29/30</b>	<b>26/38</b>	<b>0</b>	<b>293</b>

## KICK RETURNS

Player	No	Yds	Avg	Lg	TD
Mathis	29	599	20.7	50	0
A. B. Brown	10	100	10.0	31	0
Hector	8	172	21.5	53	0
Odegard	6	106	17.7	32	0
Dawkins	2	22	11.0	12	0
P. Kelly	1	4	4.0	4	0
Boyer	1	0	0.0	0	0
Dressel	1	0	0.0	0	0
<b>Jets</b>	<b>58</b>	<b>1,003</b>	<b>17.3</b>	<b>53</b>	<b>0</b>
<b>Opp.</b>	<b>60</b>	<b>921</b>	<b>15.4</b>	<b>88t</b>	<b>1</b>

## FIELD GOALS

Player	1-19	20-29	30-39	40-49	50+
Leahy	3-3	13-16	9-11	1-5	0-2
Allegre	0-0	1-1	1-1	1-2	0-0
Aguiar	0-0	1-2	0-0	0-0	0-0
Jets	3-3	15-19	10-12	2-7	0-2
Opp.	0-0	5-6	10-13	7-14	4-5

Leahy: (48N,30G,25G,40G) (29G,30G) (32G,29G,51N)  
 (19G,37N,28N) (44N,25G,27G) (28G) (21G,52N31G)  
 (19G) (30G,39G,47N,22G,37G) (22N,44N,22G,25G) ()  
 (28G) (19G,23G) (30N,22G,25G); (Game 15: 23N);  
 Aguiar: (Game 15: 23G,27N);  
 Allegre: (43N,25G,44G,30G)  
 Opponents: (29G,38G,37N,) (23G,34G,28N)  
 (52G,25G,44G,48N) (33G,45N,44G) (33G,53G,33G)  
 () (23G) (42G,34G,49N) (53G,41G,34G,42N) () (39N)  
 (53G,46N) (31G) (43G,37G,43N,39B) (45G,41G)  
 (53N,41N,23G,33G)

## USUAL STARTERS

Offense				Defense			
WR	R. Moore	LE	M. Washington	LT	S. Mersereau	RT	D. Byrd
LT	J. Criswell	LT	S. Mersereau	LG	D. Cadigan	RE	J. Lageman
LG	D. Cadigan	RE	J. Lageman	RG	D. White	LLB	M. Lewis
C	J. Sweeney	MLB	K. Clifton	RT	I. Eatman	RLB	J. Kelly
TE	M. Boyer	LCB	M. Brim	WR	A. Toon	RCB	J. Hasty
QB	K. O'Brien	SS	B. Washington	RB	B. Thomas	FS	L. Young
FB	B. Baxter	FS	L. Young				

**Coaching Staff:** Pete Carroll, Defensive Coordinator; Larry Beightol, Offensive Line; Kippy Brown, Running Backs; Joe Daniels, Quarterbacks; Ed Donatelli, Defensive Assistant/Defensive Backs; Foge Fazio, Linebackers; Chip Myers, Wide Receivers; Greg Robinson, Defensive Line; Bob Wylie, Offensive Assistant/Tight Ends; Greg Mackrides, Strength/Conditioning Coordinator; Al Roberts, Special Teams Coordinator

# NEW YORK JETS 1992 (4-12)

**Head Coach:** Bruce Coslet

**Finish:** Fourth in AFC East

**Home Stadium:** The Meadowlands, East Rutherford, NJ

Date	W-L	Score	Opponents	Attendance
9/6	L	17-20	at Atlanta	65,585
9/13	L	10-27	at Pittsburgh	56,050
9/20	L	14-31	San Francisco	71,020
9/27	L	10-18	at L.A. Rams	42,005
10/4	W	30-21	New England	60,180
10/11	L	3-6	at Indianapolis (OT)	48,393
10/26	L	20-24	Buffalo	68,181
11/1	W	26-14	Miami	69,313
11/8	L	16-27	at Denver	74,678
11/15	W	17-14	Cincinnati	60,196
11/22	L	3-24	at New England	27,642
11/29	L	7-23	Kansas City	57,375
12/6	W	24-17	at Buffalo	75,876
12/13	L	6-10	Indianapolis	33,684
12/20	L	17-19	at Miami	68,275
12/26	L	0-20	New Orleans	45,614

## 1992 AFC EAST STANDINGS

Miami	11	5	0	.688
Buffalo	11	5	0	.688
Indianapolis	9	7	0	.563
Jets	4	12	0	.250
New England	2	14	0	.125

## SCORE BY QUARTER

Jets	24	80	56	60	0	220
Opp.	57	93	58	104	3	315

## TEAM STATISTICS

Total First Downs	Jets 252	Opp. 276
By Rushing	94	110
By Passing	137	146
By Penalty	21	20
Third Down: Md/Att.	65/207	72/201
Third Down: Eff.	31.4	35.8
Fourth Down: Md/Att.	11/28	7/14
Fourth Down: Eff.	39.3	50
Total Net Yards	4,431	4,880
Avg. per Game	276.9	305
Total Offensive Plays	958	961
Avg. per Play	4.6	5.1
Net Yards Rushing	1,752	1,919
Total Rushing Plays	424	460
Avg. per Rush	4.1	4.2
Avg. per Game	109.5	119.9
Net Yards Passing	2,679	2,961
Avg. per Game	167.4	185.1
Sacked/Yards Lost	39/283	36/240
Gross Yards Passing	2,926	3,201
Att./Completions	495/251	465/257
Completion Pct.	50.7	55.3
Had Intercepted	24	21
Time of Possession	30:24	29:36
Punts/Avg.	73/41.0	70/40.9
Punt Return/Avg.	7.7	7.3
Net Punting Avg.	73/27.6	70/35.3
Penalties/Yards	107/873	82/808
Fumbles/Lost	28/15	33/18
Touchdowns	23	35
Rushing	8	13
Passing	12	19
Returns	3	3

## RUSHING

Player	No	Yds	Avg	Lg	TD
Baxter	152	698	4.6	30	6
Thomas	97	440	4.5	19	0
McNeil	43	170	4.0	18	0
Chaffey	27	186	6.9	32	1
Hector	24	67	2.8	14	0
Nagle	24	57	2.4	20	0
A. B. Brown	24	42	1.8	9	0
Graham	14	29	2.1	6	0
O'Brien	8	8	1.0	7	0
Canley	4	9	2.3	4	0
Mathis	3	25	8.3	10t	1
Blake	2	-2	-1.0	1	0
R. Moore	1	21	21.0	21	0
Carpenter	1	2	2.0	2	0
<b>Jets</b>	<b>424</b>	<b>1,752</b>	<b>4.1</b>	<b>32</b>	<b>8</b>
<b>Opp.</b>	<b>460</b>	<b>1,919</b>	<b>4.2</b>	<b>54t</b>	<b>13</b>

## RECEIVING

Player	No	Yds	Avg	Lg	TD
Burkett	57	724	12.7	37t	1
R. Moore	50	726	14.5	48t	4
Toon	31	311	10.0	32	2
Mathis	22	316	14.4	55t	3
Boyer	19	149	7.8	23	0
Mitchell	16	210	13.1	37t	1
McNeil	16	154	9.6	32	0
Carpenter	13	161	12.4	51	1
Chaffey	7	56	8.0	14	0
Thomas	7	49	7.0	10	0
Baxter	4	32	8.0	12	0
A. B. Brown	4	30	7.5	20	0
Hector	2	13	6.5	9	0
Whisenhunt	2	11	5.5	10	0
Sakowski	1	20	20	20	0
<b>Jets</b>	<b>251</b>	<b>2,962</b>	<b>11.8</b>	<b>55t</b>	<b>12</b>
<b>Opp.</b>	<b>257</b>	<b>3,201</b>	<b>12.5</b>	<b>80t</b>	<b>19</b>

## INTERCEPTIONS

Player	No	Yds	Avg	Lg	TD
Brim	6	139	23.2	77t	1
B. Washington	6	59	9.8	23t	1
Hasty	2	18	9.0	18	0
Turner	2	15	7.5	14	0
Houston	1	20	20.0	20t	1
Kors	1	16	16.0	16	0
Clifton	1	1	1.0	1	0
Lewis	1	1	1.0	1	0
Price	1	0	0.0	0	0
<b>Jets</b>	<b>21</b>	<b>269</b>	<b>12.8</b>	<b>77t</b>	<b>3</b>
<b>Opp.</b>	<b>24</b>	<b>347</b>	<b>14.5</b>	<b>65t</b>	<b>2</b>

## PUNTING

Player	No	Yds	Avg	Net	Tb	In	Lg	Blk
Aguiar	73	2,993	41.0	37.6	3	21	65	0
<b>Jets</b>	<b>73</b>	<b>2,993</b>	<b>41.0</b>	<b>37.6</b>	<b>3</b>	<b>21</b>	<b>65</b>	<b>0</b>
<b>Opp.</b>	<b>70</b>	<b>2,866</b>	<b>40.9</b>	<b>35.3</b>	<b>8</b>	<b>13</b>	<b>56</b>	<b>0</b>

## PUNT RETURNS

Player	No	FC	Yds	Avg	Lg	TD
Carpenter	28	9	208	7.4	21	0
Mathis	2	0	24	12.0	12	0
Jets	30	9	232	7.7	21	0
Opp.	26	18	189	7.3	46	0

## PASSING

Player	Att	Cmp	Yards	Cmp%	Yds/Att	TD	TD%	Int	Int%	Lg	Sk/Yds	Rating
Ryan	285	156	1,939	54.7	6.8	14	4.9	14	4.9	44t	30/214	72
Nagle	387	192	2,280	49.6	5.89	7	1.8	17	4.4	51	27/215	55.7
O'Brien	98	55	642	56.1	6.55	5	5.1	6	6.1	55t	10/61	67.6
Blake	9	4	40	44.4	44.4	0	0	1	11.1	19	2.7	18.1
Carpenter	1	0	0	0	0	0	0	0	0	0	0/0	57.2
<b>Jets</b>	<b>495</b>	<b>251</b>	<b>2,962</b>	<b>50.7</b>	<b>5.98</b>	<b>12</b>	<b>2.4</b>	<b>24</b>	<b>4.8</b>	<b>55t</b>	<b>39/283</b>	<b>57.2</b>
<b>Opp.</b>	<b>465</b>	<b>257</b>	<b>3,201</b>	<b>55.3</b>	<b>6.88</b>	<b>19</b>	<b>4.1</b>	<b>21</b>	<b>4.5</b>	<b>80t</b>	<b>36/240</b>	<b>71.6</b>

## SCORING

Player	TD	Ru	Pa	Rt	PAT	FG	S	TP
Blanchard	0	0	0	0	17/17	16/22	0	65
Baxter	6	6	0	0	-	-	0	36
Mathis	4	1	3	0	-	-	0	24
R. Moore	4	0	4	0	-	-	0	24
Staurovsky	0	0	0	0	6/6	3/8	0	15
Toon	2	0	2	0	-	-	0	12
Brim	1	0	0	1	-	-	0	6
Burkett	1	0	1	0	-	-	0	6
Carpenter	1	0	1	0	-	-	0	6
Chaffey	1	1	0	0	-	-	0	6
Houston	1	0	0	1	-	-	0	6
Mitchell	1	0	1	0	-	-	0	6
B. Washington	1	0	0	1	-	-	0	6
M. Washington	0	0	0	0	-	-	1	2
<b>Jets</b>	<b>23</b>	<b>8</b>	<b>12</b>	<b>3</b>	<b>23/23</b>	<b>19/30</b>	<b>1</b>	<b>220</b>
<b>Opp.</b>	<b>35</b>	<b>13</b>	<b>19</b>	<b>3</b>	<b>34/35</b>	<b>23/31</b>	<b>1</b>	<b>315</b>

## KICK RETURNS

Player	No	Yds	Avg	Lg	TD
Mathis	28	492	17.6	32	0
McMillan	22	420	19.1	45	0
Hector	1	15	15.0	15	0
Dawkins	1	10	10.0	10	0
Duffy	1	7	7.0	7	0
Dixon	1	6	6.0	6	0
Jets	54	950	17.6	45	0
Opp.	33	552	16.7	33	0

## FIELD GOALS

Player	1-19	20-29	30-39	40-49	50+
Blanchard	2-2	2-3	5-7	7-9	0-1
Staurovsky	1-1	0-0	1-2	1-5	0-0
<b>Jets</b>	<b>3-3</b>	<b>2-3</b>	<b>6-9</b>	<b>8-14</b>	<b>0-1</b>
<b>Opp.</b>	<b>0-0</b>	<b>9-9</b>	<b>10-13</b>	<b>3-7</b>	<b>1-2</b>

Blanchard: () () () (37G,40G,47G) (35G) (42G,40G) (47G) (27G,19G,52N,40B,36G) (27N,42G,36N) (27G) () (41G,45N) (32N,35G,19G) (35G) ()

Staurovsky: (43G,41N,42N) (32G,47N,37B) () (19G,47N)

Opponents: (25G,54G) (28G,50N,35G) (36N,45G) (49G,45N,22G,20G) (39N) (45N38N,31G, 47N, 47G) (33G) () (37G,23G) (44N) (32G) (20G,27G, 38G) (26G) (31G) (31G,37G) (27G,36G)

## USUAL STARTERS

	Offense	Defense
WR	R. Moore	LE D. Byrd/M. Gunn
LT	J. Criswell	LT S. Mersereau
LG	D. Cadigan	RT P. Frase
C	J. Sweeney	RE M. Washington
RG	D. White	LLB B. Houston
RT	I. Eatman	MLB K. Clifton
TE	M. Boyer	RLB M. Lewis
WR	A. Toon	LCB M. Brim
QB	B. Nagle	RCB J. Hasty
RB	B. Thomas	SS B. Washington
FB	B. Baxter	FS L. Young

**Coaching Staff:** Pete Carroll, Defensive Coordinator; Paul Alexander, Offensive Assistant/Tight Ends; Larry Beightol, Offensive Line; Kippy Brown, Running Backs; Walt Harris, Quarterbacks; Ed Donatell, Defensive Assistant/Defensive Backs; Foge Fazio, Linebackers; Chip Myers, Wide Receivers; Greg Robinson, Defensive Line; Al Roberts, Special Teams Coordinator; Greg Mackrides, Strength and Conditioning.

# NEW YORK JETS 1993 (8-8)

**Head Coach:** Bruce Coslet

**Finish:** Third in AFC East

**Home Stadium:** The Meadowlands, East Rutherford, NJ

Date	W-L	Score	Opponents	Attendance
9/5	L	20-26	Denver	68,130
9/12	W	24-14	at Miami	70,314
9/26	W	45-7	New England	64,386
10/3	L	30-35	Philadelphia	72,593
10/10	L	20-24	at LA Raiders	41,627
10/24	L	10-19	Buffalo	71,541
10/31	W	10-6	at NY Giants	71,659
11/7	W	27-10	Miami	71,306
11/14	W	31-17	at Indianapolis	47,351
11/21	W	17-12	Cincinnati	64,264
11/28	W	6-0	at New England	42,810
12/5	L	6-9	Indianapolis	45,799
12/11	W	3-0	at Washington	47,970
12/18	L	7-28	Dallas	73,109
12/26	L	14-16	at Buffalo	70,817
1/2	L	0-24	at Houston	61,040

## 1993 AFC EAST STANDINGS

Buffalo	12	4	0	.750
Miami	9	7	0	.563
Jets	8	8	0	.500
New England	5	11	0	.313
Indianapolis	4	12	0	.250

## SCORE BY QUARTER

Jets	65	105	37	63	270
Opp.	36	77	68	66	247

## TEAM STATISTICS

	Jets	Opp.
Total First Downs	304	266
By Rushing	106	93
By Passing	173	161
By Penalty	25	12
Third Down: Md/Att.	92/220	81/200
Third Down: Eff.	41.8	40.5
Fourth Down: Made/Att	10/21	9/19
Fourth Down: Pct.	47.6	47.4
Total Net Yards	5,212	4,712
Avg. per Game	325.8	294.5
Total Offensive Plays	1,031	949
Avg. per Play	5.1	5
Net Yards Rushing	1,880	1,473
Total Rushing Plays	521	420
Avg. per Rush	3.6	3.5
Avg. per Game	117.5	92.1
Net Yards Passing	3,332	3,239
Avg. per Game	208.3	202.4
Sacked/Yards Lost	21/160	32/195
Gross Yards Passing	3,492	3,434
Att./Completions	489/294	497/296
Completion Pct.	60.1	59.6
Had Intercepted	12	19
Punts/Avg.	73/38.4	66/43.3
Punt Return/Avg.	8.3	6
Net Punting Avg.	73/34.4	66/37.6
Penalties/Yards	86/555	86/661
Fumbles/Lost	38/16	30/18
Touchdowns	31	26
Rushing	14	8
Passing	16	15
Returns	1	3

## RUSHING

Player	No	Yds	Avg	Lg	TD
J. Johnson	198	821	4.1	57t	3
B. Baxter	174	559	3.2	16	7
B. Thomas	59	221	3.7	24	1
Murrell	34	157	4.6	37t	1
Esiason	45	118	2.6	17	1
Mathis	2	20	10.0	17t	1
Chaffey	5	17	3.4	7	0
Rob Moore	1	-6	-6.0	-6	0
Aguiar	3	-27	-9.0	5	0
<b>Jets</b>	<b>521</b>	<b>1,880</b>	<b>3.6</b>	<b>57t</b>	<b>14</b>
<b>Opp.</b>	<b>420</b>	<b>1,473</b>	<b>3.5</b>	<b>29</b>	<b>8</b>

## RECEIVING

Player	No	Yds	Avg	Lg	TD
J. Johnson	67	641	9.6	48	1
Rob Moore	64	843	13.2	51	1
Burkett	40	531	13.3	77	4
Mitchell	39	630	16.2	65t	6
Mathis	24	352	14.7	46	0
B. Baxter	20	158	7.9	24	0
Thornton	12	108	9.0	22	2
B. Thomas	7	25	3.6	7	0
Carpenter	6	83	13.8	18	0
Murrell	5	12	2.4	8	0
Chaffey	4	55	13.8	20t	1
F. Baxter	3	48	16.0	25	1
Sadowski	2	14	7.0	11	0
Esiason	1	-8	-8.0	-8	0
<b>Jets</b>	<b>294</b>	<b>3,492</b>	<b>11.9</b>	<b>77</b>	<b>16</b>
<b>Opp.</b>	<b>296</b>	<b>3,434</b>	<b>11.6</b>	<b>68t</b>	<b>15</b>

## INTERCEPTIONS

Player	No	Yds	Avg	Lg	TD
B. Washington	6	128	21.3	62t	1
Lott	3	35	11.7	29	0
Hasty	2	22	11.0	22	0
E. Thomas	2	20	10.0	20	0
Lewis	2	4	2.0	3	0
Lageman	1	15	15.0	15	0
Young	1	6	6.0	6	0
Clifton	1	3	3.0	3	0
Houston	1	0	0.0	0	0
<b>Jets</b>	<b>19</b>	<b>233</b>	<b>12.3</b>	<b>62t</b>	<b>1</b>
<b>Opp.</b>	<b>12</b>	<b>310</b>	<b>25.8</b>	<b>94t</b>	<b>3</b>

## PUNTING

Player	No	Yds	Avg	Net	Tb	In	Lg	Blk
Aguiar	73	2,806	38.4	34.4	7	21	71	0
<b>Jets</b>	<b>73</b>	<b>2,806</b>	<b>38.4</b>	<b>34.4</b>	<b>7</b>	<b>21</b>	<b>71</b>	<b>0</b>
<b>Opp.</b>	<b>66</b>	<b>2,859</b>	<b>43.3</b>	<b>37.6</b>	<b>6</b>	<b>18</b>	<b>68</b>	<b>0</b>

## PUNT RETURNS

Player	No	FC	Yds	Avg	Lg	TD
Hicks	17	4	157	9.2	20	0
Mathis	14	8	99	7.1	16	0
<b>Jets</b>	<b>31</b>	<b>12</b>	<b>256</b>	<b>8.3</b>	<b>20</b>	<b>0</b>
<b>Opp.</b>	<b>26</b>	<b>13</b>	<b>156</b>	<b>6.0</b>	<b>36</b>	<b>0</b>

## PASSING

Player	Att	Cmp	Yards	Cmp%	Yds/Att	TD	TD%	Int	Int%	Lg	Sk/Yds	Rating
Esiason	473	288	3,421	60.9	7.23	16	3.4	11	2.3	77	18/139	84.5
Nagle	14	6	71	42.9	5.07	0	0	0	0	18	3/21	58.9
Aguiar	2	0	0	0	0	0	0	1	50	0	0/0	0
<b>Jets</b>	<b>489</b>	<b>294</b>	<b>3,492</b>	<b>60.1</b>	<b>7.14</b>	<b>16</b>	<b>3.3</b>	<b>12</b>	<b>2.5</b>	<b>77</b>	<b>21/160</b>	<b>82.6</b>
<b>Opp.</b>	<b>497</b>	<b>296</b>	<b>3,434</b>	<b>59.6</b>	<b>6.91</b>	<b>15</b>	<b>3</b>	<b>19</b>	<b>3.8</b>	<b>68t</b>	<b>32/195</b>	<b>74.6</b>

## SCORING

Player	TD	Ru	Pa	Rt	PAT	FG	S	TP
Blanchard	0	0	0	0	31/31	17/26	0	82
B. Baxter	7	7	0	0	-	-	0	42
Mitchell	6	0	6	0	-	-	0	36
Burkett	4	0	4	0	-	-	0	24
J. Johnson	4	3	1	0	-	-	0	24
Thornton	2	0	2	0	-	-	0	12
F. Baxter	1	0	1	0	-	-	0	6
Chaffey	1	0	1	0	-	-	0	6
Esiason	1	1	0	0	-	-	0	6
Mathis	1	1	0	0	-	-	0	6
Rob Moore	1	0	1	0	-	-	0	6
Murrell	1	1	0	0	-	-	0	6
B. Thomas	1	1	0	0	-	-	0	6
B. Washington	0	0	1	-	-	-	0	6
<b>Jets</b>	<b>31</b>	<b>14</b>	<b>16</b>	<b>1</b>	<b>31/31</b>	<b>17/26</b>	<b>1</b>	<b>270</b>
<b>Opp.</b>	<b>26</b>	<b>8</b>	<b>15</b>	<b>3</b>	<b>26/26</b>	<b>21/26</b>	<b>1</b>	<b>247</b>

## KICK RETURNS

Player	No	Yds	Avg	Lg	TD
Murrell	23	342	14.9	23	0
Prior	9	126	14.0	27	0
Mathis	7	102	14.6	28	0
R. Anderson	4	66	16.5	22	0
B. Thomas	2	39	19.5	28	0
Sadowski	1	0	0.0	0	0
<b>Jets</b>	<b>46</b>	<b>675</b>	<b>14.7</b>	<b>28</b>	<b>0</b>
<b>Opp.</b>	<b>47</b>	<b>911</b>	<b>19.4</b>	<b>45</b>	<b>0</b>

## FIELD GOALS

Player	1-19	20-29	30-39	40-49	50+
Blanchard	1/1	7/8	4/5	5/10	0/2
<b>Jets</b>	<b>1/1</b>	<b>7/8</b>	<b>4/5</b>	<b>5/10</b>	<b>0/2</b>
<b>Opp.</b>	<b>0/0</b>	<b>6/7</b>	<b>9/10</b>	<b>6/8</b>	<b>0/1</b>

Blanchard: (22G, 43G) (39G) 53N, 42G) () (25G, 45B, 20G) (33G) (21G, 44N) (37G, 43G) (22G) (33G, 23G) (52N, 28G, 19G, 48N) (45G) () (27N, 41N, 42N) (36N)  
Opponents: (28G, 30G, 30G, 41G) (46N) () () (42G) (37G, 33G, 22G, 30G) (28G, 23G, 38N) (48G) (41G) (28G) (54N, 28B) (42G, 24G, 38G) (48N) () (38G, 36G, 40G) (38G)

## USUAL STARTERS

	Offense	Defense
WR	C. Burkett	LDE M. Washington
LT	J. Criswell	LDT S. Mersereau
LG	D. Cadigan	RDT L. Marshall
C	J. Sweeney	RDE J. Lageman
RG	D. White	RLB M. Lewis
RT	S. Malamala	MLB K. Clifton
TE	J. Mitchell	LLB B. Houston
WR	R. Moore	LCB E. Thomas
QB	B. Esiason	RCB J. Hasty
RB	J. Johnson	S B. Washington
FB	B. Baxter	S R. Lott

**Pro Bowl:** QB Boomer Esiason

**Coaching Staff:** Pete Carroll, Defensive Coordinator; Greg Robinson, Defensive Line; Foge Fazio, Linebackers; Larry Beightol, Offensive Line; Paul Alexander, Offensive Assistant/Tight Ends; Walt Harris, Quarterbacks; Chip Myers, Receivers; Johnny Roland, Running Backs; Al Roberts, Special Teams; Ed Donatell, Defensive Assistant/Defensive Backs; Greg Mackrides, Strength/Conditioning

# NEW YORK JETS 1994 (6-10)

**Head Coach:** Pete Carroll

**Finish:** Fifth in AFC East

**Home Stadium:** The Meadowlands, East Rutherford, NJ

Date	W-L	Score	Opponents	Attendance
9/4	W	23-3	at Buffalo	79,460
9/11	W	25-22	Denver (OT)	73,463
9/18	L	14-28	at Miami	68,192
9/25	L	7-19	Chicago	70,806
10/2	L	7-27	at Cleveland	76,188
10/9	W	16-6	Indianapolis	66,244
10/16	W	24-17	New England	71,123
10/30	L	25-28	at Indianapolis	44,350
11/6	W	22-17	Buffalo	67,030
11/13	L	10-17	at Green Bay	58,307
11/20	W	31-21	at Minnesota	60,687
11/27	L	24-28	Miami	75,606
12/4	L	13-24	at New England	60,138
12/10	L	7-18	Detroit	56,080
12/18	L	6-21	San Diego	48,213
12/24	L	10-24	at Houston	31,176

## 1994 AFC EAST STANDINGS

Miami	10	6	0	.625
New England	10	6	0	.625
Indianapolis	8	8	0	.500
Buffalo	7	9	0	.438
Jets	6	10	0	.375

## SCORE BY QUARTER

Jets	93	84	53	78	6	314
Opp.	36	78	91	82	6	293

## TEAM STATISTICS

Total First Downs	265	315
By Rushing	90	105
By Passing	164	189
By Penalty	11	21
Third Down: Md/Att.	76/219	83/208
Third Down: Eff.	34.7	39.9
Fourth Down: Made/Att	12/27	12/24
Fourth Down: Pct.	44.4	50.0
Total Net Yards	4,703	5,338
Avg. per Game	293.9	333.6
Total Offensive Plays	983	1,014
Avg. per Play	4.8	5.3
Net Yards Rushing	1,566	1,809
Total Rushing Plays	416	463
Avg. per Rush	3.8	3.9
Avg. per Game	97.9	113.1
Net Yards Passing	3,137	3,529
Avg. per Game	196.1	220.6
Sacked/Yards Lost	28/186	29/201
Gross Yards Passing	3,323	3,730
Att./Completions	539/310	522/333
Completion Pct.	57.5	63.8
Had Intercepted	18	17
Possession Avg.	5:54:00	30:06
Punts/Avg.	84/42.1	62/43.1
Punt Return/Avg.	39/8.8	38/6.8
Net Punting Avg.	84/36.1	62/36.3
Penalties/Yards	95/754	63/489
Fumbles/Lost	28/10	30/21
Touchdowns	29	37
Rushing	8	17
Passing	18	19
Returns	3	1

## RUSHING

Player	No	Yds	Avg	Lg	TD
J. Johnson	240	931	3.9	90	3
R. Anderson	43	207	4.8	55	1
B. Baxter	60	170	2.8	13	4
Murrell	33	160	4.8	19	0
Esiason	28	59	2.1	15	0
Trudeau	6	30	5.0	15	0
A. Johnson	5	12	2.4	5	0
R. Moore	1	-3	-3.0	-3	0
<b>Jets</b>	<b>416</b>	<b>1,566</b>	<b>3.8</b>	<b>90</b>	<b>8</b>
<b>Opp.</b>	<b>463</b>	<b>1,809</b>	<b>3.9</b>	<b>37t</b>	<b>17</b>

## RECEIVING

Player	No	Yds	Avg	Lg	TD
R. Moore	78	1,010	12.9	41t	6
Mitchell	58	749	12.9	55	4
Monk	46	581	12.6	69	3
J. Johnson	42	303	7.2	24	2
R. Anderson	25	212	8.5	27t	1
Thornton	20	171	8.6	25	0
B. Baxter	10	40	4.0	7	0
S. Anderson	9	90	10.0	17	0
Murrell	7	76	10.9	20	0
Yarborough	6	42	7.0	12	1
A. Johnson	5	31	6.2	9	0
F. Baxter	3	11	3.7	6	1
Parker	1	7	7.0	7	0
<b>Jets</b>	<b>310</b>	<b>3,323</b>	<b>10.7</b>	<b>69</b>	<b>18</b>
<b>Opp.</b>	<b>333</b>	<b>3,730</b>	<b>11.2</b>	<b>60t</b>	<b>19</b>

## INTERCEPTIONS

Player	No	Yds	Avg	Lg	TD
Turner	5	155	31.0	90t	1
Hasty	5	90	18.0	40	0
Lewis	4	106	26.5	67t	2
B. Washington	2	-3	-1.5	0	0
M. Washington	1	7	7.0	7	0
<b>Jets</b>	<b>17</b>	<b>355</b>	<b>20.9</b>	<b>90t</b>	<b>3</b>
<b>Opp.</b>	<b>18</b>	<b>232</b>	<b>12.9</b>	<b>32</b>	<b>1</b>

## PUNTING

Player	No	Yds	Avg	Net	Tb	In	Lg	Blk
Hansen	84	3,534	42.1	36.1	12	25	64	0
<b>Jets</b>	<b>84</b>	<b>3,534</b>	<b>42.1</b>	<b>36.1</b>	<b>12</b>	<b>25</b>	<b>64</b>	<b>0</b>
<b>Opp.</b>	<b>62</b>	<b>2,675</b>	<b>43.1</b>	<b>36.3</b>	<b>4</b>	<b>16</b>	<b>70</b>	<b>0</b>

## PUNT RETURNS

Player	No	FC	Yds	Avg	Lg	TD
Hicks	38	5	342	9.0	26	0
A. Johnson	1	0	3	3.0	3	0
<b>Jets</b>	<b>39</b>	<b>5</b>	<b>345</b>	<b>8.8</b>	<b>26</b>	<b>0</b>
<b>Opp.</b>	<b>38</b>	<b>13</b>	<b>260</b>	<b>6.8</b>	<b>31</b>	<b>0</b>

## PASSING

Player	Att	Cmp	Yards	Cmp%	Yds/Att	TD	TD%	Int	Int%	Lg	Sk/Yds	Rating
Esiason	440	255	2,782	58	6.32	17	3.9	13	3	69	19/134	77.3
Trudeau	91	50	496	54.9	5.45	1	1.1	4	4.4	24t	9/52	55.9
Foley	8	5	45	62.5	5.63	0	0	1	12.5	16	0/0	38
<b>Jets</b>	<b>539</b>	<b>310</b>	<b>3,323</b>	<b>57.5</b>	<b>6.17</b>	<b>18</b>	<b>3.3</b>	<b>18</b>	<b>3.3</b>	<b>69</b>	<b>28/186</b>	<b>72.9</b>
<b>Opp.</b>	<b>522</b>	<b>333</b>	<b>3,730</b>	<b>63.8</b>	<b>7.15</b>	<b>19</b>	<b>3.6</b>	<b>17</b>	<b>3.3</b>	<b>60t</b>	<b>29/201</b>	<b>83.6</b>

## SCORING

Player	TD	Ru	Pa	Rt	PAT	FG	S	2pt	TP
Lowery	0	0	0	0	26/27	20/23	0	0	86
R. Moore	6	0	6	0	-	-	0	2	40
J. Johnson	5	3	2	0	-	-	0	0	30
B. Baxter	4	4	0	0	-	-	0	0	24
Mitchell	4	0	4	0	-	-	0	0	24
Monk	3	0	3	0	-	-	0	0	18
R. Anderson	2	1	1	0	-	-	0	0	12
Lewis	2	0	0	2	-	-	0	0	12
F. Baxter	1	0	1	0	-	-	0	0	6
Turner	1	0	0	1	-	-	0	0	6
Yarborough	1	0	1	0	-	-	0	0	6
<b>Jets</b>	<b>29</b>	<b>8</b>	<b>18</b>	<b>3</b>	<b>26/27</b>	<b>20/23</b>	<b>0</b>	<b>2</b>	<b>264</b>
<b>Opp.</b>	<b>37</b>	<b>17</b>	<b>19</b>	<b>1</b>	<b>31/32</b>	<b>21/27</b>	<b>0</b>	<b>2</b>	<b>320</b>

Two Point Conversions: Jets 2-2, Opponents 2-5

## KICK RETURNS

Player	No	Yds	Avg	Lg	TD
Glenn	27	582	21.6	45	0
Prior	16	316	19.8	27	0
Murrell	14	268	19.1	37	0
R. Anderson	3	43	14.3	18	0
Hicks	2	30	15.0	16	0
F. Baxter	1	20	20.0	20	0
Cadrez	1	10	10.0	10	0
Clifton	1	13	13.0	13	0
Thornton	1	0	0.0	0	0
<b>Jets</b>	<b>66</b>	<b>1,282</b>	<b>19.4</b>	<b>45</b>	<b>0</b>
<b>Opp.</b>	<b>61</b>	<b>1,195</b>	<b>19.6</b>	<b>52</b>	<b>0</b>

## FIELD GOALS

Player	1-19	20-29	30-39	40-49	50+
Lowery	0/0	8/8	6/7	6/8	0/0
<b>Jets</b>	<b>0/0</b>	<b>8/8</b>	<b>6/7</b>	<b>6/8</b>	<b>0/0</b>
<b>Opp.</b>	<b>0/0</b>	<b>6/6</b>	<b>5/7</b>	<b>9/11</b>	<b>1/3</b>

Lowery: (27G, 42G, 22G) (39G) () (47N, 41N) () (27G, 42G, 37G) (32N, 37G) (26G) (26G, 45G, 41G) (20G) (38G) (24G) (46G, 26G) () (38G, 30G) (49G)

Opponents: (27G) (42G, 21G, 29G) (63N, 37N) (44G, 42N, 30G) (23G, 45G) (37G, 44G, 35N) (47N, 40G) () (39G) (51N, 46G) () () (33G) (37G, 49G, 48G, 23G) () (28G, 50G, 42G)

## USUAL STARTERS

Offense			Defense		
WR	A. Monk	LE	M. Washington		
LT	J. Criswell	LT	D. Evans		
LG	R. Duffy	RT	P. Frase		
C	J. Sweeney	RE	J. Lageman		
RG	D. White	LLB	B. Houston		
RT	S. Malamala	MLB	M. Jones		
TE	J. Mitchell	RLB	M. Lewis		
WR	R. Moore	LCB	A. Glenn		
QB	B. Esiason	RCB	J. Hasty		
RB	J. Johnson	SS	B. Washington		
FB	B. Baxter	FS	R. Lott		

**Pro Bowl:** WR Rob Moore

**Coaching Staff:** Greg Robinson, Defensive Coordinator; Ray Sherman, Offensive Coordinator; Larry Beightol, Offensive Line; Don Breau, Tight Ends; Larry Coyer, Defensive Line; Ed Donatell, Defensive Backs; Foge Fazio, Linebackers; Walt Harris, Quarterbacks; Greg Mackrides, Strength/Conditioning; Richard Mann, Wide Receivers; Johnny Roland, Running Backs; Brad Seely, Special Teams/Offensive Line; Steve Trimble, Defensive Assistant/Quality Control; Sparky Woods, Offensive Assistant/Quality Control

# NEW YORK JETS 1995 (3-13)

**Head Coach:** Rich Kotite

**Finish:** Fifth in AFC East

**Home Stadium:** The Meadowlands, East Rutherford, NJ

Date	W-L	Score	Opponents	Attendance
9/3	L	14-52	at Miami	71,317
9/10	L	24-27	Indianapolis (OT)	65,134
9/17	W	27-10	Jacksonville	49,970
9/24	L	3-13	at Atlanta	40,778
10/1	L	10-47	Oakland	68,941
10/8	L	10-29	at Buffalo	79,485
10/15	L	15-26	at Carolina	52,613
10/22	W	17-16	Miami	67,228
10/29	L	10-17	at Indianapolis	49,250
11/5	L	7-20	New England	61,462
11/19	L	26-28	Buffalo	54,436
11/26	W	16-10	at Seattle	41,160
12/3	L	20-23	St. Louis	52,023
12/10	L	28-31	at New England	46,617
12/17	L	6-23	at Houston	35,873
12/24	L	0-12	New Orleans	28,885

## 1995 AFC EAST STANDINGS

Buffalo	10	6	0	.625
Indianapolis	9	7	0	.563
Miami	9	7	0	.563
New England	6	10	0	.375
Jets	3	13	0	.188

## SCORE BY QUARTER

Jets	37	61	65	70	0	233
Opp.	59	128	98	96	3	384

## TEAM STATISTICS

Total First Downs	Jets 254	Opp. 301
By Rushing	78	123
By Passing	159	149
By Penalty	17	29
Third Down: Md/Att.	65/223	75/225
Third Down: Eff.	29.1	33.3
Fourth Down: Made/Att	10/22	9/14
Fourth Down: Pct.	45.5	64.3
Total Net Yards	4,067	4,756
Avg. per Game	254.2	297.3
Total Offensive Plays	1,001	1,066
Avg. per Play	4.1	4.5
Net Yards Rushing	1,279	2,016
Total Rushing Plays	365	526
Avg. per Rush	3.5	3.8
Avg. per Game	79.9	126
Net Yards Passing	2,788	2,740
Avg. per Game	174.3	171.3
Sacked/Yards Lost	47/341	43/315
Gross Yards Passing	3,129	3,055
Att./Completions	589/330	497/263
Completion Pct.	56	52.9
Had Intercepted	24	17
Punts/Avg	105/41.2	85/41.1
Punt Return/Avg.	38/8.5	62/12.1
Net Punting Avg.	105/32.0	85/34.3
Penalties/Yards	121/1078	97/759
Fumbles/Lost	38/18	27/17
Touchdowns	26	42
Rushing	2	15
Passing	20	21
Returns	4	6

## RUSHING

Player	No	Yds	Avg	Lg	TD
Murrell	192	795	4.1	30	1
B. Baxter	85	296	3.5	26	1
Moore	43	121	2.8	14	0
Brister	16	18	1.1	7	0
Anderson	5	17	3.4	10	0
Esiason	19	14	0.7	19	0
Foley	1	9	9.0	9	0
May	2	5	2.5	3	0
Rasheed	1	3	3.0	3	0
Chreibet	1	1	1.0	1	0
<b>Jets</b>	<b>365</b>	<b>1,279</b>	<b>3.5</b>	<b>30</b>	<b>2</b>
<b>Opp.</b>	<b>526</b>	<b>2,016</b>	<b>3.8</b>	<b>49</b>	<b>15</b>

## RECEIVING

Player	No	Yds	Avg	Lg	TD
Murrell	71	465	6.5	43	2
Chreibet	66	726	11.0	32	4
Mitchell	45	497	11.0	43t	5
Wilson	41	484	11.8	24	4
Brady	26	252	9.7	29	2
B. Baxter	26	160	6.2	20	0
Yarborough	18	230	12.8	38	2
F. Baxter	18	222	12.3	32	1
Moore	8	50	6.3	13	0
Anderson	5	26	5.2	9	0
Rasheed	2	15	7.5	9	0
Davis	1	9	9.0	9	0
Brister	1	2	2.0	2	0
Carter	1	0	0.0	0	0
Foley	1	-9	-9.0	-9	0
<b>Jets</b>	<b>330</b>	<b>3,129</b>	<b>9.5</b>	<b>43t</b>	<b>20</b>
<b>Opp.</b>	<b>263</b>	<b>3,055</b>	<b>11.6</b>	<b>66t</b>	<b>21</b>

## INTERCEPTIONS

Player	No	Yds	Avg	Lg	TD
Smith	6	101	16.8	49t	1
G. Jones	2	51	25.5	49t	1
Joseph	2	39	19.5	39	0
Lewis	2	22	11.0	15t	1
Marshall	2	20	10.0	20	0
Glenn	1	17	17.0	17	0
Brock	1	9	9.0	9	0
Green	1	2	2.0	2	0
<b>Jets</b>	<b>17</b>	<b>261</b>	<b>15.4</b>	<b>49t</b>	<b>3</b>
<b>Opp.</b>	<b>24</b>	<b>404</b>	<b>16.8</b>	<b>97t</b>	<b>3</b>

## PUNTING

Player	No	Yds	Avg	Net	Tb	In	Lg	Blk
Hansen	99	4,090	41.3	31.9	10	23	67	1
Silvestri	5	238	47.6	33.6	1	0	61	0
<b>Jets</b>	<b>104</b>	<b>4,328</b>	<b>41.6</b>	<b>32.3</b>	<b>11</b>	<b>23</b>	<b>67</b>	<b>1</b>
<b>Opp.</b>	<b>85</b>	<b>3,497</b>	<b>41.1</b>	<b>34.3</b>	<b>13</b>	<b>24</b>	<b>63</b>	<b>1</b>

## PUNT RETURNS

Player	No	FC	Yds	Avg	Lg	TD
Carter	21	8	145	6.9	20	0
Sydner	17	9	178	10.5	22	0
<b>Jets</b>	<b>38</b>	<b>17</b>	<b>323</b>	<b>8.5</b>	<b>22</b>	<b>0</b>
<b>Opp.</b>	<b>62</b>	<b>13</b>	<b>753</b>	<b>12.1</b>	<b>32</b>	<b>0</b>

## PASSING

Player	Att	Cmp	Yards	Cmp%	Yds/Att	TD
Esiason	389	221	2,275	56.8	5.85	16
Brister	170	93	726	54.7	4.27	4
Foley	29	16	128	55.2	4.41	0
Anderson	1	0	0	0	0	0
<b>Jets</b>	<b>589</b>	<b>330</b>	<b>3,129</b>	<b>56</b>	<b>5.31</b>	<b>20</b>
<b>Opp.</b>	<b>497</b>	<b>263</b>	<b>3,055</b>	<b>52.9</b>	<b>6.15</b>	<b>21</b>

## SCORING

Player	TD	Ru	Pa	Rt	PAT	FG	S	2pt	TP
Lowery	0	0	0	0	24/24	17/21	0	0	75
Mitchell	5	0	5	0	-	-	0	0	30
Chreibet	4	0	4	0	-	-	0	0	24
Wilson	4	0	4	0	-	-	0	0	24
Murrell	3	1	2	0	-	-	0	0	18
Brady	2	0	2	0	-	-	0	0	12
Yarborough	2	0	2	0	-	-	0	0	12
F. Baxter	1	0	1	0	-	-	0	0	6
B. Baxter	1	1	0	0	-	-	0	0	6
Brock	1	0	0	1	-	-	0	0	6
G. Jones	1	0	0	1	-	-	0	0	6
Lewis	1	0	0	1	-	-	0	0	6
Smith	1	0	0	1	-	-	0	0	6
Howard	0	0	0	0	-	-	1	0	2
<b>Jets</b>	<b>26</b>	<b>2</b>	<b>20</b>	<b>4</b>	<b>24/24</b>	<b>17/21</b>	<b>1</b>	<b>0</b>	<b>233</b>
<b>Opp.</b>	<b>42</b>	<b>15</b>	<b>21</b>	<b>6</b>	<b>40/41</b>	<b>30/41</b>	<b>1</b>	<b>0</b>	<b>384</b>

Two Point Conversions: Jets 0-2, Opponents 0-1

## KICK RETURNS

Player	No	Yds	Avg	Lg	TD
Carter	33	705	21.4	57	0
Carpenter	20	553	27.7	58	0
Moore	8	166	20.8	46	0
F. Baxter	6	36	6.0	12	0
Sydner	4	80	20.0	35	0
Brady	2	25	12.5	14	0
Benfatti	1	25	25.0	25	0
Glenn	1	12	12.0	12	0
Murrell	1	5	5.0	5	0
Smith	1	6	6.0	6	0
<b>Jets</b>	<b>77</b>	<b>1,613</b>	<b>20.9</b>	<b>58</b>	<b>0</b>
<b>Opp.</b>	<b>42</b>	<b>987</b>	<b>23.5</b>	<b>42</b>	<b>0</b>

## FIELD GOALS

Player	1-19	20-29	30-39	40-49	50+
Lowery	0/0	4/4	8/10	3/3	2/4
<b>Jets</b>	<b>0/0</b>	<b>4/4</b>	<b>8/11</b>	<b>3/3</b>	<b>2/4</b>
<b>Opp.</b>	<b>0/0</b>	<b>10/10</b>	<b>8/11</b>	<b>8/11</b>	<b>3/4</b>

Lowery: (51N) (28G) (21G 48G) (37G) (33G) (26G, 33N) (50G, 39G) (50G) (42G) () (30G, 35G) (50N, 38G, 33G, 41G) (34G, 23G) (33N) () ()

Opponents: (25G) (36N, 20G, 38N, 52G) (34G) 37G, 36G) (29G, 26G) 38G, 44N, 24G, 32G, 51G, 27G) (23G, 43N, 39G, 40G, 30G) (49G, 44G, 48G) (465G) (41G, 29G) (42N, 32N) (42G) () (31N, 35N, 30N, 31G) (49G, 53G, 24G) (32G, 53N, 34N, 23G)

## USUAL STARTERS

Offense			Defense		
WR	W. Chreibet	LE	E. Howard		
LT	M. Willig	LT	T. Casillas		
LG	R. Duffy	RT	M. Brock		
C	C. Dixon	RE	M. Washington		
RG	C. Haselrig	LLB	B. Houston		
RT	J. Brown	RCB	O. Smith		
TE	K. Brady	MLB	M. Jones		
WR	C. Wilson	RLB	M. Lewis		
QB	B. Esiason	LCB	A. Glenn		
RB	A. Murrell	SS	V. Green		
FB	B. Baxter	FS	G. Jones		

**Coaching Staff:** Zeke Bratkowski, Offensive Coordinator/Quarterbacks; Chip Falivene, Assistant to the Head Coach; Tom Gamble, Defensive Assistant/Quality Control; Peter Giunta, Defensive Backs; Ray Hamilton, Defensive Line; Richard Mann, Receivers/Tight Ends; Bill Muir, Offensive Line; Ken Rose, Special Teams; Jim Vechiarella, Defensive Coordinator/Linebackers; Jim Williams, Strength/Conditioning; Dick Wood, Running Backs

# NEW YORK JETS 1996 (1-15)

**Head Coach:** Rich Kotite

**Finish:** Fifth in AFC East

**Home Stadium:** The Meadowlands, East Rutherford, NJ

Date	W-L	Score	Opponents	Attendance
9/1	L	6-31	at Denver	70,595
9/8	L	7-21	Indianapolis	63,534
9/15	L	27-36	at Miami	68,137
9/22	L	6-13	NY Giants	58,339
9/29	L	16-31	at Washington	52,068
10/6	L	13-34	Oakland	63,611
10/13	L	17-21	at Jacksonville	65,699
10/20	L	22-25	Buffalo	49,775
10/27	W	31-21	at Arizona	28,088
11/10	L	27-31	New England	61,715
11/17	L	29-34	at Indianapolis	48,322
11/24	L	10-34	at Buffalo	60,854
12/1	L	10-35	Houston	21,723
12/8	L	10-34	at New England	54,621
12/14	L	20-21	Philadelphia	29,178
12/22	L	28-31	Miami	47,271

## 1996 AFC EAST STANDINGS

New England	11	5	0	.687
Buffalo	10	6	0	.625
Indianapolis	9	7	0	.563
Miami	8	8	0	.500
Jets	1	15	0	.063

## SCORE BY QUARTER

Jets	54	100	50	75	279
Opp.	51	144	107	152	454

## TEAM STATISTICS

Total First Downs	Jets 319	Opp. 304
By Rushing	94	119
By Passing	191	157
By Penalty	34	28
Third Down: Md/Att.	95/232	86/215
Third Down: Eff.	40.9	40
Fourth Down: Made/Att	9/22	7/12
Fourth Down: Pct.	40.9	58.3
Total Net Yards	5,208	5,564
Avg. per Game	325.5	347.8
Total Offensive Plays	1,077	1,023
Avg. per Play	4.8	5.4
Net Yards Rushing	1,583	2,200
Total Rushing Plays	407	539
Avg. per Rush	3.9	4.1
Avg. per Game	226.6	210.3
Net Yards Passing	3,625	3,364
Avg. per Game	226.6	210.3
Sacked/Yards Lost	41/286	
28/178		
Gross Yards Passing	3,911	3,542
Att./Completions	629/339	456/257
Completion Pct.	53.9	56.4
Had Intercepted	30	11
Punts/Avg.	74/44.5	75/42.1
Punt Return/Avg.	28/5.0	40/10.7
Net Punting Avg.	74/36.5	75/38.4
Penalties/Yards	110/819	107/902
Fumbles/Lost	25/16	26/15
Touchdowns	33	55
Rushing	8	19
Passing	22	33
Returns	3	3

## RUSHING

Player	No	Yds	Avg	Lg	TD
Murrell	301	1,249	4.1	78	6
Anderson	47	150	3.2	11	1
Cobb	25	85	3.4	9	1
Foley	7	40	5.7	12	0
Reich	18	31	1.7	10	0
O'Donnell	6	30	5.0	17	0
Hansen	1	1	1.0	1	0
Moore	1	1	1.0	1	0
Bailey	1	-4	-4.0	-4	0
<b>Jets</b>	<b>407</b>	<b>1,583</b>	<b>3.9</b>	<b>78</b>	<b>8</b>
<b>Opp.</b>	<b>539</b>	<b>2,200</b>	<b>4.1</b>	<b>53</b>	<b>19</b>

## RECEIVING

Player	No	Yds	Avg	Lg	TD
Chrebet	84	909	10.8	44	3
Johnson	63	844	13.4	50	8
Graham	50	788	15.8	78t	6
Anderson	44	385	8.8	48	0
Slaughter	32	434	13.6	53	2
Van Dyke	17	118	6.9	12	1
Murrell	17	81	4.8	30	1
Brady	15	144	9.6	25	1
Baxter	7	114	16.3	23	0
Bailey	5	65	13.0	28	0
Cobb	4	23	5.8	12	0
Davis	1	6	6.0	6	0
<b>Jets</b>	<b>339</b>	<b>3,911</b>	<b>11.5</b>	<b>78t</b>	<b>22</b>
<b>Opp.</b>	<b>257</b>	<b>3,542</b>	<b>13.8</b>	<b>83t</b>	<b>33</b>

## INTERCEPTIONS

Player	No	Yds	Avg	Lg	TD
Glenn	4	113	28.3	100t	2
Green	2	27	13.5	18	0
Houston	2	3	1.5	3	0
Coleman	1	23	23.0	23	0
Young	1	0	0.0	0	0
Spindler	1	-1	-1.0	-1	0
<b>Jets</b>	<b>11</b>	<b>165</b>	<b>15.0</b>	<b>100t</b>	<b>2</b>
<b>Opp.</b>	<b>30</b>	<b>384</b>	<b>12.8</b>	<b>45</b>	<b>2</b>

## PUNTING

Player	No	Yds	Avg	Net	Tb	In	Lg	Blk
Hansen	74	3,293	44.5	36.5	8	13	69	0
<b>Jets</b>	<b>74</b>	<b>3,293</b>	<b>44.5</b>	<b>36.5</b>	<b>8</b>	<b>13</b>	<b>69</b>	<b>0</b>
<b>Opp.</b>	<b>75</b>	<b>3,158</b>	<b>42.1</b>	<b>38.4</b>	<b>7</b>	<b>27</b>	<b>61</b>	<b>0</b>

## PUNT RETURNS

Player	No	FC	Yds	Avg	Lg	TD
Chrebet	28	16	139	5.0	15	0
Jets	28	16	139	5.0	15	0
Opp.	40	14	429	10.7	31	0

## PASSING

Player	Att	Cmp	Yards	Cmp%	Yds/Att	TD
Reich	331	175	2,205	52.9	6.66	15
O'Donnell	188	110	1,147	58.5	6.1	4
Foley	110	54	559	49.1	5.08	3
<b>Jets</b>	<b>629</b>	<b>339</b>	<b>3,911</b>	<b>53.9</b>	<b>6.22</b>	<b>22</b>
<b>Opp.</b>	<b>456</b>	<b>257</b>	<b>3,542</b>	<b>56.4</b>	<b>7.77</b>	<b>33</b>

## SCORING

Player	TD	Ru	Pa	Rt	PAT	FG	S	2pt	TP
Lowery	0	0	0	0	26/27	17/24	0	0	77
Johnson	8	0	8	0	-	-	0	1	50
Murrell	7	6	1	0	-	-	0	0	42
Graham	6	0	6	0	-	-	0	0	36
Chrebet	3	0	3	0	-	-	0	0	18
Glenn	2	0	0	2	-	-	0	0	12
Slaughter	2	0	2	0	-	-	0	0	12
Brady	1	0	1	0	-	-	0	1	8
Anderson	1	1	0	0	-	-	0	0	6
Cobb	1	1	0	0	-	-	0	0	6
Douglas	1	0	0	1	-	-	0	0	6
Van Dyke	1	0	1	0	-	-	0	0	6
<b>Jets</b>	<b>33</b>	<b>8</b>	<b>22</b>	<b>3</b>	<b>26/27</b>	<b>17/24</b>	<b>0</b>	<b>2</b>	<b>279</b>
<b>Opp.</b>	<b>55</b>	<b>19</b>	<b>33</b>	<b>3</b>	<b>51/52</b>	<b>23/28</b>	<b>1</b>	<b>1</b>	<b>454</b>

Two Point Conversions: Jets 2-6, Opponents 1-3

## KICK RETURNS

Player	No	Yds	Avg	Lg	TD
Bailey	24	470	19.6	34	0
Cobb	23	488	21.2	34	0
Van Dyke	15	289	19.3	37	0
Moore	8	118	14.8	28	0
Carpenter	6	107	17.8	21	0
Brady	2	26	13.0	16	0
Glenn	1	6	6.0	6	0
<b>Jets</b>	<b>79</b>	<b>1,504</b>	<b>19.0</b>	<b>37</b>	<b>0</b>
<b>Opp.</b>	<b>58</b>	<b>1,485</b>	<b>25.6</b>	<b>97t</b>	<b>1</b>

## FIELD GOALS

Player	1-19	20-29	30-39	40-49	50+
Lowery	0/0	9/9	6/7	2/8	0/0
Jets	0/0	9/9	6/7	2/8	0/0
Opp.	1/1	8/9	7/10	6/7	1/1

Lowery: () () (49N) (46G,39G) (49N,26G,35G,22G) (43G,45N,24G) (20G,36N) (43N) (37G) (48N,26G,32G) (23G) (25G) (30G) (27G) (27G,48N,29G) ()

Opponents: (28G) () (37N,29G) (20G,20G) (28G) (26G,35G) (35G,40G) (48G,32G,36N,47G,23G,33G,47G) (28N,33N) (30G) (25G,49G,37G,50G) () () (19G,41G) (48N) (37G)

## USUAL STARTERS

	Offense	Defense
WR	J. Graham	LE B. Hamilton
LT	J. Elliott	LT M. Washington
LG	H. Galbreath	RT M. Brock
C	R. Duffy	RE H. Douglas
RG	M. O'Dwyer	LLB B. Houston
RT	D. Williams	MLB M. Jones
TE	K. Brady	RLB M. Lewis
WR	K. Johnson	LCB A. Glenn
QB	F. Reich	RCB R. Mickens
RB	A. Murrell	SS V. Green
FB	R. Anderson	FS G. Jones

Player	Att	Cmp	Yards	Cmp%	Yds/Att	TD	TD%	Int	Int%	Lg	Sk/Yds	Rating
Reich	331	175	2,205	52.9	6.66	15	4.5	16	4.8	52t	14/94	68.9
O'Donnell	188	110	1,147	58.5	6.1	4	2.1	7	3.7	78t	18/127	67.8
Foley	110	54	559	49.1	5.08	3	2.7	7	6.4	46t	9/65	46.7
<b>Jets</b>	<b>629</b>	<b>339</b>	<b>3,911</b>	<b>53.9</b>	<b>6.22</b>	<b>22</b>	<b>3.5</b>	<b>30</b>	<b>4.8</b>	<b>78t</b>	<b>41/286</b>	<b>64.7</b>
<b>Opp.</b>	<b>456</b>	<b>257</b>	<b>3,542</b>	<b>56.4</b>	<b>7.77</b>	<b>33</b>	<b>7.2</b>	<b>11</b>	<b>2.4</b>	<b>83t</b>	<b>28/178</b>	<b>95.5</b>

**Coaching Staff:** Zeke Bratkowski, Offensive Assistant to the Head Coach; Ron Erhardt, Offensive Coordinator /Quarterbacks; Chip Falivene, Assistant to the Head Coach; Tom Gamble, Defensive Assistant/Quality Control; Peter Giunta, Defensive Backs; Ray Hamilton, Defensive Line; Pat Hodson, Tight Ends; Richard Mann, Receivers; Bill Muir, Offensive Line; Ken Rose, Special Teams; Jim Vechiarella, Defensive Coordinator/Linebackers; Jim Williams, Strength & Conditioning; Richard Wood, Running Backs.

# NEW YORK JETS 1997 (9-7)

**Head Coach:** Bill Parcells

**Finish:** Third in AFC East

**Home Stadium:** The Meadowlands, East Rutherford, NJ

Date	W-L	Score	Opponents	Attendance
8/31	W	41-3	at Seattle	53,893
9/7	L	22-28	Buffalo	72,988
9/14	L	24-27	at New England (OT)	60,072
9/21	W	23-22	Oakland	72,586
9/28	W	31-14	at Cincinnati	57,209
10/5	W	16-12	at Indianapolis	48,295
10/12	L	20-31	Miami	75,601
10/19	W	24-19	New England	77,716
11/2	W	19-16	Baltimore (OT)	59,524
11/9	L	17-24	at Miami	73,809
11/16	W	23-15	at Chicago	45,642
11/23	W	23-21	Minnesota	70,131
11/30	L	10-20	at Buffalo	47,776
12/7	L	14-22	Indianapolis	61,168
12/14	W	31-0	Tampa Bay	60,122
12/21	L	10-13	at Detroit	77,624

## 1997 AFC EAST STANDINGS

New England	10	6	0	.625
Miami	9	7	0	.563
Jets	9	7	0	.563
Buffalo	6	10	0	.375
Indianapolis	3	13	0	.188

## SCORE BY QUARTER

Jets	91	116	74	64	3	348
Opp.	40	97	47	100	3	287

## TEAM STATISTICS

	Jets	Opp.
Total First Downs	291	301
By Rushing	97	103
By Passing	173	177
By Penalty	21	21
Third Down: Md/Att.	91/238	72/228
Third Down: Eff.	38.2	31.6
Fourth Down: Made/Att	12/21	8/21
Fourth Down: Pct.	57.1	38.1
Total Net Yards	4,727	5,320
Avg. per Game	295.4	332.5
Total Offensive Plays	1,043	1,057
Avg. per Play	4.5	5
Net Yards Rushing	1,485	1,899
Total Rushing Plays	431	470
Avg. per Rush	3.4	4.0
Avg. per Game	92.8	118.7
Net Yards Passing	3,242	3,421
Avg. per Game	202.6	213.8
Sacked/Yards Lost	48/313	29/242
Gross Yards Passing	3,555	3,663
Att./Completions	564/319	558/304
Completion Pct.	56.6	54.5
Had Intercepted	10	18
Punts/Avg.	75/42.8	92/42.0
Punt Return/Avg.	11.4	9.8
Net Punting Avg.	75/35.4	92/32.7
Penalties/Yards	83/678	99/832
Fumbles/Lost	27/12	27/7
Touchdowns	38	33
Rushing	10	9
Passing	20	23
Returns	8	1

**Coaching Staff:** Bill Belichick, Defensive Coordinator; Maurice Carthon, Running Backs; Romeo Crennel, Defensive Line; Ron Erhardt, Quarterbacks; Al Groh, Linebackers; Todd Haley, Offensive Assistant/Quality Control; Pat Hodgson, Tight Ends; Bill Buir, Offensive Line; John Lott, Strength & Conditioning; Eric Mangini, Defensive Assistant; Mike Sweatman, Special Teams; Charlie Weis, Wide Receivers.

## RUSHING

Player	No	Yds	Avg	Lg	TD
Murrell	300	1,086	3.6	43t	7
L. Johnson	48	158	3.3	20	2
Anderson	21	70	3.3	19	0
Lucas	6	55	9.2	17	1
O'Donnell	32	36	1.1	19	0
Sowell	7	45	5.0	10	0
Neal	10	28	2.8	8	0
Ward	2	25	12.5	21	0
Clements	2	-3	-1.5	-1	0
Foley	3	-5	-1.7	-1	0
<b>Jets</b>	<b>431</b>	<b>1,485</b>	<b>3.4</b>	<b>43t</b>	<b>10</b>
<b>Opp.</b>	<b>470</b>	<b>1,899</b>	<b>4.0</b>	<b>53</b>	<b>9</b>

## RECEIVING

Player	No	Yds	Avg	Lg	TD
K. Johnson	70	963	13.8	39	5
Chreibet	58	799	13.8	70	3
Graham	42	542	12.9	47t	2
Baxter	27	276	10.2	37	3
Murrell	27	106	3.9	23	0
Anderson	26	150	5.8	19	1
Brady	22	238	10.8	24	2
Ward	18	212	11.8	33	1
L. Johnson	16	142	8.9	20	0
Neal	8	40	5.0	14	1
Van Dyke	3	53	17.7	18t	2
Brown	1	26	26.0	26	0
Sowell	1	8	8.0	8	0
<b>Jets</b>	<b>319</b>	<b>3,555</b>	<b>11.1</b>	<b>70</b>	<b>20</b>
<b>Opp.</b>	<b>304</b>	<b>3,663</b>	<b>12.0</b>	<b>67</b>	<b>23</b>

## INTERCEPTIONS

Player	No	Yds	Avg	Lg	TD
Smith	6	158	26.3	51t	3
Mickens	4	2	0.5	2	0
Green	3	89	29.7	39	0
Marshall	2	0	0.0	0	0
Henderson	1	45	45.0	45	0
Lewis	1	43	43.0	43t	1
Coleman	1	24	24.0	24	0
P. Johnson	1	13	13.0	13	0
Glenn	1	5	5.0	5	0
<b>Jets</b>	<b>18</b>	<b>379</b>	<b>21.1</b>	<b>51t</b>	<b>4</b>
<b>Opp.</b>	<b>10</b>	<b>100</b>	<b>10.0</b>	<b>23</b>	<b>0</b>

## PUNTING

Player	No	Yds	Avg	Net	Tb	In	Lg	Blk
Hansen	71	3,068	43.2	35.3	5	20	58	1
Hall	3	144	48.0	38.0	0	0	57	0
<b>Jets</b>	<b>75</b>	<b>3,212</b>	<b>42.8</b>	<b>35.3</b>	<b>5</b>	<b>20</b>	<b>58</b>	<b>1</b>
<b>Opp.</b>	<b>92</b>	<b>3,862</b>	<b>42.0</b>	<b>32.7</b>	<b>9</b>	<b>17</b>	<b>74</b>	<b>2</b>

## PUNT RETURNS

Player	No	FC	Yds	Avg	Lg	TD
L. Johnson	51	6	619	12.1	66t	1
Ward	8	2	55	6.9	12	0
<b>Jets</b>	<b>59</b>	<b>8</b>	<b>674</b>	<b>11.4</b>	<b>66t</b>	<b>1</b>
<b>Opp.</b>	<b>47</b>	<b>13</b>	<b>459</b>	<b>9.8</b>	<b>47</b>	<b>0</b>

## PASSING

Player	Att	Cmp	Yards	Cmp%	Yds/Att	TD	TD%	Int	Int%	Lg	Sk/Yds	Rating
O'Donnell	460	259	2,796	56.3	6.08	17	3.7	7	1.5	70	45/289	80.3
Foley	97	56	705	57.7	7.27	3	3.1	1	1.0	35t	3/24	86.5
Lucas	4	3	28	75.0	7.0	0	0.0	1	25.0	19	0/0	54.2
L. Johnson	2	0	0	0.0	0.0	0	0.0	1	50.0	0	0/0	0.0
Hansen	1	1	26	100.0	26.0	0	0.0	0	0.0	26	0/0	118.8
<b>Jets</b>	<b>564</b>	<b>319</b>	<b>3,555</b>	<b>56.6</b>	<b>6.3</b>	<b>20</b>	<b>3.5</b>	<b>10</b>	<b>1.8</b>	<b>70</b>	<b>48/313</b>	<b>79.9</b>
<b>Opp.</b>	<b>558</b>	<b>304</b>	<b>3,663</b>	<b>54.5</b>	<b>6.56</b>	<b>23</b>	<b>4.1</b>	<b>18</b>	<b>3.2</b>	<b>67</b>	<b>29/242</b>	<b>75.1</b>

## SCORING

Player	TD	Ru	Pa	Rt	PAT	FG	S	2pt	TP
Hall	0	0	0	0	36/36	28/41	0	0	120
Murrell	7	7	0	0	-	-	0	0	42
K. Johnson	5	0	5	0	-	-	0	0	30
L. Johnson	4	2	0	2	-	-	0	0	24
Baxter	3	0	3	0	-	-	0	0	18
Chreibet	3	0	3	0	-	-	0	0	18
Smith	3	0	0	3	-	-	0	0	18
Brady	2	0	2	0	-	-	0	0	12
Graham	2	0	2	0	-	-	0	0	12
Van Dyke	2	0	2	0	-	-	0	0	12
Anderson	1	0	1	0	-	-	0	0	6
Glenn	1	0	0	1	-	-	0	0	6
Lewis	1	0	0	1	-	-	0	0	6
Mickens	1	0	0	1	-	-	0	0	6
Neal	1	1	1	0	-	-	0	0	6
O'Donnell	1	0	0	0	-	-	0	0	6
Ward	1	1	1	0	-	-	0	0	6
<b>Jets</b>	<b>38</b>	<b>10</b>	<b>20</b>	<b>8</b>	<b>36/36</b>	<b>28/41</b>	<b>0</b>	<b>0</b>	<b>348</b>
<b>Opp.</b>	<b>33</b>	<b>9</b>	<b>23</b>	<b>1</b>	<b>27/28</b>	<b>18/27</b>	<b>2</b>	<b>2</b>	<b>287</b>

Two Point Conversions: Jets 0-2, Opponents 2-5

## KICK RETURNS

Player	No	Yds	Avg	Lg	TD
Glenn	28	741	26.5	96t	1
L. Johnson	12	319	26.6	101t	1
Van Dyke	6	138	23.0	30	0
Neal	2	22	11.0	22	0
Ward	2	10	5.0	11	0
Baxter	1	0	0.0	0	0
Chreibet	1	5	5.0	5	0
Ferguson	1	1	1.0	1	0
Hamilton	1	0	0.0	0	0
<b>Jets</b>	<b>54</b>	<b>1,236</b>	<b>22.9</b>	<b>101t</b>	<b>2</b>
<b>Opp.</b>	<b>54</b>	<b>1,134</b>	<b>21.0</b>	<b>63</b>	<b>0</b>

## FIELD GOALS

Player	1-19	20-29	30-39	40-49	50+
Hall	1/1	10/11	11/17	2/6	4/6
<b>Jets</b>	<b>1/1</b>	<b>10/11</b>	<b>11/17</b>	<b>2/6</b>	<b>4/6</b>
<b>Opp.</b>	<b>0/0</b>	<b>7/8</b>	<b>5/9</b>	<b>6/9</b>	<b>0/1</b>

Hall: (55G,28G) (39N,26G,19G,52G) (27G,29B) (34G,47G,26G) (44G, 36N) (53G,37G,23G) (30N) (35N,35G,68N,36N) (47N,28G,33G,31G,37G) (39N,29G) (48N,34G,35G,34G) (28G,27G,51G,42N) (53N,22G) (42N) (32G) (32G)

Opponents: (31G) () (33G,34G) (44N,43G,27N, 35B,47N) () (48G) (23G,30N) (24G) (41G,22G,24G) (21G) (34N,32N) (49N) (49G, 34G) (38G,20G,42G) ( 51N) (44G, 25G)

## USUAL STARTERS

	Offense	Defense
WR	J. Graham	LE R. Lyle
LT	J. Elliott	NT E. Logan
LG	L. Palelei	RE H. Douglas
C	R. Duffy	LOLB M. Lewis
RG	M. O'Dwyer	LILB P. Johnson
RT	D. Williams	MLB M. Jones
TE	K. Brady	ROLB J. Farrior
WR	K. Johnson	LCB A. Glenn
QB	N. O'Donnell	RCB O. Smith
RB	A. Murrell	SS V. Green
FB	L. Neal	FS J. Henderson

# NEW YORK JETS 1998 (12-4)

**Head Coach:** Bill Parcells

**Finish:** First in AFC East

**Home Stadium:** The Meadowlands, East Rutherford, NJ

Date	W-L	Score	Opponents	Attendance
9/2	W	23-14	at Indianapolis	60,398
9/6	L	30-36	at San Francisco (OT)	64,419
9/13	L	10-24	Baltimore	70,063
9/20	W	44-6	Indianapolis	79,469
10/4	W	20-9	Miami	75,257
10/11	L	10-30	at St. Louis	55,938
10/19	W	24-14	at New England	60,062
10/25	W	28-3	Atlanta	71,573
11/1	W	20-17	at Kansas City	65,104
11/8	W	34-12	Buffalo	75,043
11/15	L	23-24	at Indianapolis	55,520
11/22	W	24-3	at Tennessee	37,084
11/29	W	48-21	Carolina	71,501
12/6	W	32-31	Seattle	72,200
12/13	W	21-16	at Miami	74,369
12/19	W	17-10	at Buffalo	79,056
12/27	W	31-10	New England	74,302
POSTSEASON				
1/10	W	34-24	Jacksonville	78,817
1/17	L	10-23	at Denver	75,402

## 1998 AFC EAST STANDINGS

Jets	12	4	0	.750
Miami	10	6	0	.625
Buffalo	10	6	0	.625
New England	9	7	0	.563
Indianapolis	3	13	0	.188

## SCORE BY QUARTER

Jets	78	125	101	112	4	416
Opp.	75	63	54	68	62	266

## TEAM STATISTICS

Total First Downs	Jets 338	Opp. 263
By Rushing	99	87
By Passing	207	150
By Penalty	32	26
Third Down: Md/Att.	103/224	79/222
Third Down: Eff.	46	35.6
Fourth Down: Made/Att	9/16	12/22
Fourth Down: Pct.	56.3	54.4
Total Net Yards	5,715	4,699
Avg. per Game	357.2	293.7
Total Offensive Plays	1,057	980
Avg. per Play	5.4	4.8
Net Yards Rushing	1,879	1,659
Total Rushing Plays	500	400
Avg. per Rush	3.8	4.1
Avg. per Game	117.4	103.7
Net Yards Passing	3,836	3,040
Avg. per Game	239.8	190
Sacked/Yards Lost	25/196	36/259
Gross Yards Passing	4,032	3,299
Att./Completions	532/318	544/285
Completion Pct.	59.8	52.4
Had Intercepted	13	21
Punts/Avg.	65/40.6	85/42.2
Punt Return/Avg.	7.3	10.3
Net Punting Avg.	65/34.6	85/36.1
Penalties/Yards	85/651	109/967
Fumbles/Lost	23/11	25/9
Touchdowns	49	30
Rushing	12	11
Passing	33	16
Returns	4	3

## RUSHING

Player	No	Yds	Avg	Lg	TD
Martin	369	1,287	3.5	60t	8
L. Johnson	41	185	4.5	40	2
Sowell	40	164	4.1	33	0
Testaverde	24	104	4.3	25	1
K. Johnson	2	60	0.0	35t	1
Meggett	7	24	3.4	18	0
Foley	5	-11	2.2	1	0
Lucas	5	23	4.6	16	0
Byars	4	34	8.5	13	0
Ward	2	7	3.5	4	0
Anderson	1	2	2.0	2	0
<b>Jets</b>	<b>500</b>	<b>1,879</b>	<b>3.8</b>	<b>60t</b>	<b>12</b>
<b>Opp.</b>	<b>400</b>	<b>1,659</b>	<b>4.1</b>	<b>96t</b>	<b>11</b>

## RECEIVING

Player	No	Yds	Avg	Lg	TD
Johnson	83	1,131	13.6	41t	10
Chrebet	75	1,083	14.4	63t	8
Martin	43	365	8.5	23	1
Brady	30	315	10.5	35	5
Byars	26	258	9.9	29	3
Ward	25	477	19.1	71t	4
L. Johnson	13	222	17.1	82t	2
Sowell	10	59	5.9	13	0
Van Dyke	5	40	8.0	15	0
Baxter	3	50	16.7	23	0
Anderson	3	12	4.0	7	0
Meggett	1	15	15.0	15	0
Spence	1	5	5.0	5	0
<b>Jets</b>	<b>318</b>	<b>4,032</b>	<b>12.7</b>	<b>82t</b>	<b>33</b>
<b>Opp.</b>	<b>285</b>	<b>3,299</b>	<b>11.6</b>	<b>70t</b>	<b>16</b>

## INTERCEPTIONS

Player	No	Yds	Avg	Lg	TD
Glenn	6	23	3.8	26	0
Green	4	99	24.8	87	0
Micken	3	10	3.3	10	0
Smith	2	34	17.0	32	0
Williams	1	34	34.0	34	0
Gordon	1	31	31.0	31t	1
J. Henderson	1	21	21.0	21	0
Lewis	1	11	11.0	11	0
Brown	1	0	0.0	0	0
Johnson	1	0	0.0	0	0
<b>Jets</b>	<b>21</b>	<b>263</b>	<b>12.5</b>	<b>87</b>	<b>1</b>
<b>Opp.</b>	<b>13</b>	<b>234</b>	<b>18.0</b>	<b>61</b>	<b>2</b>

## PUNTING

Player	No	Yds	Avg	Net	Tb	In	Lg	Blk
B. Hansen	31	1,233	39.8	32.7	2	6	62	0
Kidd	28	1,166	41.6	36.9	2	8	57	0
Gallery	6	238	39.7	33.3	0	2	49	0
<b>Jets</b>	<b>65</b>	<b>2,637</b>	<b>40.6</b>	<b>24.6</b>	<b>4</b>	<b>16</b>	<b>62</b>	<b>0</b>
<b>Opp.</b>	<b>85</b>	<b>3,587</b>	<b>42.2</b>	<b>36.1</b>	<b>10</b>	<b>20</b>	<b>64</b>	<b>0</b>

## PUNT RETURNS

Player	No	FC	Yds	Avg	Lg	TD
L. Johnson	29	12	203	7.0	23	0
Ward	8	3	72	9.0	20	0
Meggett	5	0	40	8.0	18	0
Frost	1	0	0	0.0	0	0
Jets	43	15	315	7.3	23	0
Opp.	30	13	309	10.3	69t	1

## PASSING

Player	Att	Cmp	Yards	Cmp%	Yds/Att	TD	TD%	Int	Int%	Lg	Sk/Yds	Rating
Testaverde	421	259	3,256	61.5	7.73	29	6.9	7	1.7	82t	19/140	101.6
Foley	108	58	749	53.7	6.94	4	3.7	6	5.6	48	5/49	64.9
Lucas	3	1	27	33.3	9.00	0	0.0	0	0.0	27	0/0	67.4
<b>Jets</b>	<b>532</b>	<b>318</b>	<b>4,032</b>	<b>59.8</b>	<b>7.58</b>	<b>33</b>	<b>6.2</b>	<b>13</b>	<b>2.4</b>	<b>82t</b>	<b>25/196</b>	<b>94</b>
<b>Opp.</b>	<b>544</b>	<b>285</b>	<b>3,299</b>	<b>52.4</b>	<b>6.06</b>	<b>16</b>	<b>2.9</b>	<b>21</b>	<b>3.9</b>	<b>70t</b>	<b>36/259</b>	<b>64.7</b>

## SCORING

Player	TD	Ru	Pa	Rt	PAT	FG	S	2pt	TP
Hall	0	0	0	0	45/46	23/35	0	0	120
K. Johnson	11	1	10	0	-	-	0	0	66
Martin	9	8	1	0	-	-	0	0	54
Chrebet	8	0	8	0	-	-	0	0	48
Brady	5	0	5	0	-	-	0	0	30
L. Johnson	4	2	2	0	-	-	0	0	24
Ward	4	0	4	0	-	-	0	0	24
Byars	3	0	3	0	-	-	0	0	18
Cascadden	1	0	0	1	-	-	0	0	6
Glenn	1	0	0	1	-	-	0	0	6
Gordon	1	0	0	1	-	-	0	0	6
J. Henderson	1	0	0	1	-	-	0	0	6
Testaverde	1	1	0	0	-	-	0	0	6
Cox	0	0	0	0	-	-	1	0	2
<b>Jets</b>	<b>49</b>	<b>12</b>	<b>33</b>	<b>4</b>	<b>45/46</b>	<b>25/35</b>	<b>1</b>	<b>0</b>	<b>416</b>
<b>Opp.</b>	<b>30</b>	<b>11</b>	<b>16</b>	<b>3</b>	<b>26/27</b>	<b>20/25</b>	<b>0</b>	<b>0</b>	<b>266</b>

Two Point Conversions: Team 0-3, Opponents 0-2

## KICK RETURNS

Player	No	Yds	Avg	Lg	TD
Glenn	24	585	24.4	62	0
L. Johnson	16	366	22.9	37	0
Williams	11	230	20.9	31	0
Ward	3	60	20.0	23	0
Brady	1	20	20.0	20	0
Meggett	1	16	16.0	16	0
Baxter	1	8	8.0	8	0
<b>Jets</b>	<b>57</b>	<b>1,285</b>	<b>22.5</b>	<b>62</b>	<b>0</b>
<b>Opp.</b>	<b>60</b>	<b>1,370</b>	<b>22.8</b>	<b>47</b>	<b>0</b>

## FIELD GOALS

Player	1-19	20-29	30-39	40-49	50+
Hall	0/0	9/9	9/13	6/10	1/3
<b>Jets</b>	<b>0/0</b>	<b>9/9</b>	<b>9/13</b>	<b>6/10</b>	<b>1/3</b>
<b>Opp.</b>	<b>5/7</b>	<b>5/7</b>	<b>5/5</b>	<b>6/8</b>	<b>3/4</b>

Hall: (24G,45N,32G,31G) (60N,20G) (36G) (47G,44B,25G) (54G) (38B,23G) () (20G,31N,55N,32G) (49G,43G) (37G,40G,25G,47N) (39N,43G) (30G,37G,26G,38G) (20G,20G) (32B) (48G,46N) (36G)

Opponents: (47N,22G) (29G,44N) (43G,24G) (46G) (52G,30G,34G,29N) () (53G) (42G) (40G,37G,44G,21G) (31G,63N) (34G) () (50G) (24G) (28N,44G) (19G)

## USUAL STARTERS

Offense		Defense	
WR	W. Chrebet	LE	R. Lyle
LT	J. Elliott	LT	J. Ferguson
LG	T. Burger	RT	E. Logan
C	K. Mawae	RE	A. Pleasant
RG	M. O'Dwyer	LLB	M. Lewis
RT	J. Fabini	MLB	P. Johnson
TE	K. Brady	RLB	B. Cox
WR	K. Johnson	LCB	A. Glenn
QB	V. Testaverde	RCB	O. Smith
RB	C. Martin	SS	V. Green
FB	K. Byars	FS	J. Henderson

**Pro Bowl:** CB Aaron Glenn, WR Keyshawn Johnson, LB Mo Lewis, RB Curtis Martin, QB Vinny Testaverde

**Coaching Staff:** Bill Belichick, Asst. Head Coach/Secondary; Maurice Carthon, Running Backs; Romeo Crennel, Defensive Line; Al Groh, Linebackers; Todd Haley, Offensive Assistant/Quality Control; Dan Henning, Quarterbacks; Pat Hodgson, Tight Ends; John Lott, Strength and Conditioning; Eric Mangini, Defensive Assistant/Quality Control; Bill Muir, Offensive Line; Mike Sweatman, Special Teams; Charlie Weis, Offensive Coordinator/Wide Receiver

# NEW YORK JETS 1999 (8-8)

**Head Coach:** Bill Parcells

**Finish:** Fourth in AFC East

**Home Stadium:** The Meadowlands, East Rutherford, NJ

Date	W-L	Score	Opponents	Attendance
9/12	L	28-30	New England	78,227
9/19	L	3-17	at Buffalo	68,839
9/26	L	20-27	Washington	78,161
10/3	W	21-13	at Denver	74,181
10/11	L	6-16	Jacksonville	78,216
10/17	L	13-16	Indianapolis	78,112
10/24	L	23-24	at Oakland	47,326
11/7	W	12-7	Arizona	77,857
11/15	W	24-17	at New England	59,077
11/21	W	17-7	Buffalo	79,285
11/28	L	6-13	at Indianapolis	56,689
12/5	L	28-41	at NY Giants	78,200
12/12	W	28-20	Miami	78,246
12/19	W	22-21	at Dallas	64,271
12/27	W	38-31	at Miami	74,230
1/2	W	19-9	Seattle	78,154

## 1999 AFC EAST STANDINGS

Indianapolis	13	3	0	.813
Buffalo	11	5	0	.688
Miami	9	7	0	.563
Jets	8	8	0	.500
New England	8	8	0	.500

## SCORE BY QUARTER

Jets	55	101	48	104	308
Opp.	66	81	78	84	309

## TEAM STATISTICS

Total First Downs	Jets 268	Opp. 299
By Rushing	111	97
By Passing	139	180
By Penalty	18	22
Third Down: Md/Att.	78/226	90/221
Third Down: Eff.	34.5	40.7
Fourth Down: Made/Att	11/25	6/13
Fourth Down: Pct.	44	46.2
Total Net Yards	4,752	5,379
Avg. per Game	297	336
Total Offensive Plays	999	1,030
Avg. per Play	4.8	5.2
Net Yards Rushing	1,961	1,703
Total Rushing Plays	486	430
Avg. per Rush	4.0	3.9
Avg. per Game	122.6	106.4
Net Yards Passing	2,791	3,676
Avg. per Game	174.4	229.8
Sacked/Yards Lost	37/210	26/184
Gross Yards Passing	3,001	3,860
Att./Completions	476/272	574/319
Completion Pct.	57.1	55.6
Had Intercepted	16	24
Punts/Avg.	82/45.0	78/40.9
Punt Return/Avg.	7.4	9.1
Net Punting Avg.	82/38.1	78/34.8
Penalties/Yards	87/771	76/685
Fumbles/Lost	22/6	24/11
Touchdowns	33	33
Rushing	7	16
Passing	22	16
Returns	4	1

## RUSHING

Player	No	Yds	Avg	Lg	TD
Martin	367	1,464	4.0	50	5
Lucas	41	144	3.5	21	1
Parmalee	27	133	4.9	18	0
Mirer	21	89	4.2	12	1
Anderson	16	84	5.3	16	0
Stone	2	27	13.5	36	0
Tupa	2	8	4.0	4	0
K. Johnson	5	6	1.2	12	0
Sowell	3	5	1.7	3	0
L. Johnson	1	2	2.0	2	0
Ward	1	1	1.0	1	0
<b>Jets</b>	<b>486</b>	<b>1,961</b>	<b>4.0</b>	<b>50</b>	<b>7</b>
<b>Opp.</b>	<b>430</b>	<b>1,703</b>	<b>4.0</b>	<b>36</b>	<b>16</b>

## RECEIVING

Player	No	Yds	Avg	Lg	TD
K. Johnson	89	1,170	13.1	65	8
Chrebet	48	631	13.1	50t	3
Martin	45	259	5.8	34	0
Anderson	29	302	10.4	29	3
Ward	22	325	14.8	56t	3
Parmalee	15	113	7.5	23	0
Baxter	8	66	8.3	24	2
E. Green	7	37	5.3	10t	2
Early	6	83	13.8	24	0
Spence	3	15	5.0	9	1
<b>Jets</b>	<b>272</b>	<b>3,001</b>	<b>11.0</b>	<b>65</b>	<b>22</b>
<b>Opp.</b>	<b>319</b>	<b>3,860</b>	<b>12.1</b>	<b>80t</b>	<b>16</b>

## INTERCEPTIONS

Player	No	Yds	Avg	Lg	TD
Coleman	6	165	27.5	98t	1
V. Green	5	92	18.4	32	0
Glenn	3	20	6.7	12	0
Stoutmire	2	97	48.5	67t	1
Phifer	2	20	10.0	16	0
Wiltz	2	5	2.5	5	0
Mickens	2	2	1.0	2	0
Cox	1	27	27.0	27t	1
M. Jones	1	15	15.0	15	0
<b>Jets</b>	<b>24</b>	<b>443</b>	<b>18.5</b>	<b>98t</b>	<b>3</b>
<b>Opp.</b>	<b>29</b>	<b>545</b>	<b>18.8</b>	<b>98t</b>	<b>4</b>

## PUNTING

Player	No	Yds	Avg	Net	Tb	In	Lg	Blk
Tupa	81	3,659	45.2	38.2	7	25	69	0
Hall	1	34	34.0	34.0	0	1	34	0
<b>Jets</b>	<b>82</b>	<b>3,693</b>	<b>45.0</b>	<b>38.1</b>	<b>7</b>	<b>26</b>	<b>69</b>	<b>0</b>
<b>Opp.</b>	<b>78</b>	<b>3,190</b>	<b>40.9</b>	<b>34.8</b>	<b>8</b>	<b>20</b>	<b>83</b>	<b>0</b>

## PUNT RETURNS

Player	No	FC	Yds	Avg	Lg	TD
Ward	38	12	288	7.6	23	0
Sawyer	4	1	25	6.3	11	0
L. Johnson	1	1	6	6.0	6	0
<b>Jets</b>	<b>43</b>	<b>14</b>	<b>319</b>	<b>7.4</b>	<b>23</b>	<b>0</b>
<b>Opp.</b>	<b>47</b>	<b>6</b>	<b>427</b>	<b>9.1</b>	<b>35</b>	<b>0</b>

## PASSING

Player	Att	Cmp	Yards	Cmp%	Yds/Att	TD	TD%	Int	Int%	Lg	Sk/Yds	Rating
Lucas	272	161	1,678	59.2	6.17	14	5.1	6	2.2	56t	11/69	85.1
Mirer	187	95	1,062	54	6.03	5	2.8	9	5.1	50	22/102	60.4
Testaverde	15	10	96	66.7	6.40	1	6.7	1	6.7	27t	0/0	78.8
Tupa	11	6	165	54.5	15.0	2	18.2	0	0.0	65	3/30	139.2
K. Johnson	1	0	0	0.0	0.0	0	0.0	0	0.0	0	1/9	39.6
Sowell	1	0	0	0.0	0.0	0	0.0	0	0.0	0	0/0	39.6
<b>Jets</b>	<b>476</b>	<b>272</b>	<b>3,001</b>	<b>57.1</b>	<b>6.3</b>	<b>22</b>	<b>4.6</b>	<b>16</b>	<b>3.4</b>	<b>65</b>	<b>37/210</b>	<b>77.4</b>
<b>Opp.</b>	<b>574</b>	<b>319</b>	<b>3,860</b>	<b>55.6</b>	<b>6.72</b>	<b>16</b>	<b>2.8</b>	<b>24</b>	<b>4.2</b>	<b>80t</b>	<b>26/184</b>	<b>68.3</b>

## SCORING

Player	TD	Ru	Pa	Rt	PAT	FG	S	2pt	TP
Hall	0	0	0	0	27/29	27/33	0	0	108
K. Johnson	8	0	8	0	-	-	0	0	48
Martin	5	5	0	0	-	-	0	0	30
Anderson	3	0	3	0	-	-	0	0	18
Chrebet	3	0	3	0	-	-	0	0	18
Ward	3	0	3	0	-	-	0	0	18
Baxter	2	0	2	0	-	-	0	0	12
E. Green	2	0	2	0	-	-	0	0	12
Coleman	1	0	0	1	-	-	0	0	6
Cox	1	0	0	1	-	-	0	0	6
Lucas	1	1	0	0	-	-	0	0	6
Mirer	1	1	0	0	-	-	0	0	6
Ogbogu	1	0	0	1	-	-	0	0	6
Spence	1	0	1	0	-	-	0	0	6
Stoutmire	1	0	0	0	-	-	0	0	6
<b>Jets</b>	<b>33</b>	<b>7</b>	<b>22</b>	<b>4</b>	<b>27/29</b>	<b>27/33</b>	<b>1</b>	<b>0</b>	<b>308</b>
<b>Opp.</b>	<b>33</b>	<b>16</b>	<b>16</b>	<b>1</b>	<b>33/33</b>	<b>26/31</b>	<b>0</b>	<b>0</b>	<b>309</b>

Two Point Conversions: Jets 0-4, Opponents 0-0

## KICK RETURNS

Player	No	Yds	Avg	Lg	TD
Stone	28	689	24.6	50	0
Glenn	27	601	22.3	46	0
Williams	6	166	27.7	81	0
Farmer	4	84	21.0	30	0
L. Johnson	2	31	15.5	17	0
<b>Jets</b>	<b>67</b>	<b>1,571</b>	<b>23.4</b>	<b>81</b>	<b>0</b>
<b>Opp.</b>	<b>63</b>	<b>1,589</b>	<b>25.2</b>	<b>95</b>	<b>0</b>

## FIELD GOALS

Player	1-19	20-29	30-39	40-49	50+
Hall	0/0	3/4	17/17	7/12	0/0
<b>Jets</b>	<b>0/0</b>	<b>3/4</b>	<b>17/17</b>	<b>7/12</b>	<b>0/0</b>
<b>Opp.</b>	<b>1/1</b>	<b>11/11</b>	<b>8/8</b>	<b>4/8</b>	<b>2/3</b>

Hall: () (31G) (37G,34G) (43N) (33G,42G) (43N,45G,39G) (32G,37G,43G) (44G,29N,33G,45N) (26G) (36G) (33G,30G) () (47N,28G,31G,46G) (47G,33G,49N,37G) (48G) (23G,30G,31G,35G)

Opponents: (33G,21G,23G) (44N,45N,35G) (26G,50G) (26G,51G) (32G,44G,21G) (31G,18G,27G) (25G) () (22G) (40N,45N) (22G,37G) (41G,31G) (24G,33G) () (54N,37G) (25G,41G,45G)

## USUAL STARTERS

	Offense	Defense
WR	W. Chrebet	LE R. Lyle
LT	J. Elliott	NT J. Ferguson
LG	K. Jenkins	RE A. Pleasant
C	K. Mawae	LOLB M. Lewis
RG	R. Thomas	LILB B. Cox
RT	J. Fabini/R. Young	ROLB R. Phifer
TE	F. Baxter	RILB M. Jones
WR	K. Johnson	LCB A. Glenn
QB	R. Lucas	RCB M. Coleman
RB	C. Martin	SS V. Green
FB	R. Anderson	FS S. Atwater

**Pro Bowl:** WR Keyshawn Johnson, LB Mo Lewis, C Kevin Mawae, P Tom Tupa

**Coaching Staff:** Bill Belichick, Asst. Head Coach/Secondary; Maurice Carthon, Running Backs; Romeo Crennel, Defensive Line; Al Groh, Linebackers; Todd Haley, Wide Receivers; Dan Henning, Quarterbacks; Pat Hodgson, Tight Ends; John Lott, Strength/Conditioning; Eric Mangini, Defensive Assistant/ Quality Control; Bill Muir, Offensive Line; Mike Sweatman, Special Teams; Charlie Weis, Offensive Coordinator/Fullbacks

# NEW YORK JETS 2000 (9-7)

**Head Coach:** Al Groh

**Finish:** Third in AFC East

**Home Stadium:** The Meadowlands, East Rutherford, NJ

Date	W-L	Score	Opponents	Attendance
9/3	W	20-16	at Green Bay	59,870
9/11	W	20-19	New England	77,687
9/17	W	27-14	Buffalo	77,884
9/24	W	21-17	at Tampa Bay	65,619
10/8	L	3-20	Pittsburgh	78,441
10/15	W	34-17	at New England	60,292
10/23	W	40-37	Miami (OT)	78,389
10/29	L	20-23	at Buffalo	72,861
11/5	L	23-30	Denver	78,305
11/12	L	15-23	at Indianapolis	56,657
11/19	W	20-3	at Miami	74,320
11/26	W	17-10	Chicago	77,354
12/3	W	27-17	Indianapolis	78,138
12/10	L	7-31	at Oakland	62,632
12/17	L	7-10	Detroit	77,513
12/24	L	20-34	at Baltimore	69,184

## 2000 AFC EAST STANDINGS

Miami	11	5	0	.688
Indianapolis	10	6	0	.625
Jets	9	7	0	.563
Buffalo	8	8	0	.500
New England	5	11	0	.313

## SCORE BY QUARTER

Jets	90	69	40	119	3	321
Opp.	67	120	46	88	0	321

## TEAM STATISTICS

Total First Downs	Jets 308	Opp. 267
By Rushing	84	98
By Passing	192	152
By Penalty	32	17
Third Down: Md/Att.	89/233	93/238
Third Down: Eff.	38.2	39.1
Fourth Down: Made/Att	11/17	7/16
Fourth Down: Pct.	64.7	43.8
Total Net Yards	5,395	4,820
Avg. per Game	337.2	301.2
Total Offensive Plays	1,075	1,033
Avg. per Play	5.0	4.7
Net Yards Rushing	1,471	1,888
Total Rushing Plays	418	476
Avg. per Rush	3.5	4.0
Avg. per Game	91.9	118.0
Net Yards Passing	3,924	2,932
Avg. per Game	245.3	183.3
Sacked/Yards Lost	20/99	40/234
Gross Yards Passing	4,023	3,166
Att./Completions	637/352	517/265
Completion Pct.	55.3	51.3
Had Intercepted	29	21
Punts/Avg	83/44.7	88/40.0
Punt Return/Avg.	7.3	15.7
Net Punting Avg.	83/33.2	88/35.3
Penalties/Yards	76/626	100/832
Fumbles/Lost	18/11	21/14
Touchdowns	36	33
Rushing	11	9
Passing	23	17
Returns	2	7

## RUSHING

Player	No	Yds	Avg	Lg	TD
Martin	316	1,204	3.8	55	9
Parmalee	27	87	3.2	18t	2
R. Anderson	27	63	2.3	9	0
Lucas	6	42	7.0	17	0
Testaverde	25	32	1.3	15	0
Ward	4	23	5.8	12	0
Coles	2	15	7.5	8	0
Lewis	1	3	3.0	3	0
Stone	3	3	1.0	9	0
W. Hayes	1	2	2.0	2	0
Pennington	1	0	0.0	0	0
Sowell	2	0	0.0	1	0
Chrebet	3	-3	-1.0	8	0
<b>Jets</b>	<b>418</b>	<b>1,471</b>	<b>3.5</b>	<b>55</b>	<b>11</b>
<b>Opp.</b>	<b>476</b>	<b>1,888</b>	<b>4.0</b>	<b>68t</b>	<b>9</b>

## RECEIVING

Player	No	Yds	Avg	Lg	TD
R. Anderson	88	853	9.7	41	2
Martin	70	508	7.3	31	2
Chrebet	69	937	13.6	50	8
Ward	54	801	14.8	61	3
Coles	22	370	16.8	63	1
Becht	16	144	9.0	30	2
Parmalee	9	66	7.3	18	0
W. Hayes	6	126	21.0	32	0
Sowell	6	84	14.0	62	0
Brisby	4	60	15.0	19	0
Baxter	4	22	5.5	12t	2
Wiggins	2	4	2.0	3	1
Coleman	1	45	45.0	45t	1
Elliott	1	3	3.0	3t	1
<b>Jets</b>	<b>352</b>	<b>4,023</b>	<b>11.4</b>	<b>63</b>	<b>23</b>
<b>Opp.</b>	<b>265</b>	<b>3,166</b>	<b>11.9</b>	<b>75</b>	<b>17</b>

## INTERCEPTIONS

Player	No	Yds	Avg	Lg	TD
V. Green	6	144	24.0	43	1
Glenn	4	34	8.5	34	0
Coleman	4	6	1.5	7	0
Lewis	1	23	23.0	23	0
N. Ferguson	1	20	20.0	20	0
Ellis	1	1	1.0	1	0
Frost	1	1	1.0	1	0
Farrior	1	0	0.0	0	0
C. Hayes	1	0	0.0	0	0
Scott	1	0	0.0	0	0
<b>Jets</b>	<b>21</b>	<b>229</b>	<b>10.9</b>	<b>43</b>	<b>1</b>
<b>Opp.</b>	<b>29</b>	<b>545</b>	<b>18.8</b>	<b>98t</b>	<b>4</b>

## PUNTING

Player	No	Yds	Avg	Net	Tb	In	Lg	Bk
Tupa	83	3,714	44.7	33.2	15	18	70	0
<b>Jets</b>	<b>83</b>	<b>3,714</b>	<b>44.7</b>	<b>33.2</b>	<b>15</b>	<b>18</b>	<b>70</b>	<b>0</b>
<b>Opp.</b>	<b>88</b>	<b>3,523</b>	<b>40.0</b>	<b>35.3</b>	<b>7</b>	<b>19</b>	<b>57</b>	<b>0</b>

## PUNT RETURNS

Player	No	FC	Yds	Avg	Lg	TD
Ward	27	19	214	7.9	19	0
L. Johnson	10	0	62	6.2	16	0
Dunn	1	0	0	0.0	0	0
<b>Jets</b>	<b>38</b>	<b>19</b>	<b>276</b>	<b>7.3</b>	<b>19</b>	<b>0</b>
<b>Opp.</b>	<b>42</b>	<b>9</b>	<b>660</b>	<b>15.7</b>	<b>89t</b>	<b>2</b>

## PASSING

Player	Att	Cmp	Yards	Cmp%	Yds/Att	TD	TD%	Int	Int%	Lg	Sk/Yds	Rating
Testaverde	590	328	3,732	55.6	6.33	21	3.6	25	4.2	63	13/71	69.0
Lucas	41	21	206	51.2	5.02	0	0	4	9.8	40	6/24	26.1
Pennington	5	2	67	40.0	13.4	1	20.0	0	0.0	62	1/4	127.1
Martin	1	1	18	100.0	18.0	1	100.0	0	0.0	18t	0/0	158.3
<b>Jets</b>	<b>637</b>	<b>352</b>	<b>4,023</b>	<b>55.3</b>	<b>6.32</b>	<b>23</b>	<b>3.6</b>	<b>29</b>	<b>4.6</b>	<b>63</b>	<b>20/99</b>	<b>67.5</b>
<b>Opp.</b>	<b>517</b>	<b>265</b>	<b>3,166</b>	<b>51.3</b>	<b>6.12</b>	<b>17</b>	<b>3.3</b>	<b>21</b>	<b>4.1</b>	<b>75</b>	<b>40/234</b>	<b>64.3</b>

## SCORING

Player	TD	Ru	Pa	Rt	PAT	FG	S	2pt	TP
Hall	0	0	0	0	30/30	21/32	0	0	93
Martin	11	9	2	0	-	-	0	0	66
Chrebet	8	0	8	0	-	-	0	0	48
Conway	0	0	0	0	2/2	2/2	0	0	8
Ward	0	0	3	0	-	-	0	0	18
R. Anderson	3	0	2	0	-	-	0	0	12
Baxter	2	0	2	0	-	-	0	0	12
Becht	2	0	2	0	-	-	0	0	12
Parmalee	2	2	0	0	-	-	0	0	12
Coleman	2	0	1	0	-	-	0	1	8
Coles	1	0	1	0	-	-	0	1	8
Elliott	1	0	1	0	-	-	0	0	6
V. Green	1	0	0	1	-	-	0	0	6
Wiggins	1	0	1	0	-	-	0	0	6
<b>Jets</b>	<b>36</b>	<b>11</b>	<b>23</b>	<b>2</b>	<b>32/32</b>	<b>23/34</b>	<b>1</b>	<b>1/1</b>	<b>321</b>
<b>Opp.</b>	<b>33</b>	<b>9</b>	<b>17</b>	<b>7</b>	<b>32/32</b>	<b>29/34</b>	<b>1</b>	<b>1/1</b>	<b>321</b>

Two Point Conversions: Jets 2-4, Opponents 1-1

## KICK RETURNS

Player	No	Yds	Avg	Lg	TD
Stone	25	555	22.2	43	0
Williams	21	551	26.2	97t	1
Coles	11	207	18.8	24	0
L. Johnson	6	117	19.5	27	0
Glenn	3	51	17.0	22	0
Becht	2	0	0.0	0	0
Dunn	2	35	17.5	21	0
Baxter	1	15	15.0	15	0
Scott	1	0	0.0	0	0
Sowell	1	9	9.0	9	0
Wiggins	1	12	12.0	12	0
<b>Jets</b>	<b>74</b>	<b>1,552</b>	<b>21.0</b>	<b>97t</b>	<b>1</b>
<b>Opp.</b>	<b>62</b>	<b>1,424</b>	<b>23.0</b>	<b>47</b>	<b>0</b>

## FIELD GOALS

Player	1-19	20-29	30-39	40-49	50+
Hall	0/0	8/9	6/8	6/12	1/3
Conway	1/1	0/0	0/0	1/1	0/0
<b>Jets</b>	<b>1/1</b>	<b>8/9</b>	<b>6/8</b>	<b>7/13</b>	<b>1/3</b>
<b>Opp.</b>	<b>0/0</b>	<b>8/9</b>	<b>12/13</b>	<b>9/12</b>	<b>0/0</b>

Hall: (52N,23G,48N,39G) () (51G, 33N,27G) (41G,27G) (29B,40G) (38G,46N,27G) (34G,40G) (40G,36G) (45G,26G,28G) (47N,51N) (39G, 33G) (20G,46N) (49N,45G,21G) () (47N,35N) ()

Conway: () () () () () () () () () () () () () (40G,19G)

Opponents: (45G,42G,42G) (32G,35G,30G,33G,29N) (43B) (22G) (43G,29G) (23G) (28G,42G,36N,44G) (20G,44B,29G,34G) (31G,41G,23G) (26G,38G,35G) (47G) (39G) (32G) (32G) (35G) (42G,45N)

## USUAL STARTERS

Offense				Defense			
WR	W. Chrebet	LE	R. Lyle	WR	W. Chrebet	LE	R. Lyle
LT	J. Fabini	NT	J. Ferguson	LT	J. Fabini	NT	J. Ferguson
LG	K. Jenkins	RE	S. Burton	LG	K. Jenkins	RE	S. Burton
C	K. Mawae	LOLB	M. Lewis	C	K. Mawae	LOLB	M. Lewis
RG	R. Thomas	LILB	B. Cox	RG	R. Thomas	LILB	B. Cox
RT	R. Young	RILB	M. Jones	RT	R. Young	RILB	M. Jones
TE	A. Becht	ROLB	R. Phifer	TE	A. Becht	ROLB	R. Phifer
WR	D. Ward	LCB	A. Glenn	WR	D. Ward	LCB	A. Glenn
QB	V. Testaverde	RCB	M. Coleman	QB	V. Testaverde	RCB	M. Coleman
RB	C. Martin	SS	V. Green	RB	C. Martin	SS	V. Green
FB	R. Anderson	FS	C. Hayes	FB	R. Anderson	FS	C. Hayes

**Pro Bowl:** FB Richie Anderson, LB Mo Lewis, C Kevin Mawae

**Coaching Staff:** Todd Bowles, Defensive Backs; Maurice Carthon, Assistant Head Coach/Running Backs; Mike Groh, Offensive Assistant/Quality Control; Todd Haley, Wide Receivers; Ray Hamilton, Defensive Line; Dan Henning, Offensive Coordinator/Quarterbacks; Pat Hodgson, Offensive Assistant/Planning and Research; John Lott, Strength/Conditioning; Bill Muir, Offensive Line; Mike Nolan, Defensive Coordinator; William Roberts, Assistant Offensive Line; Danny Rocco, Defensive Assistant/Quality Control; Bob Sutton, Linebackers; Mike Sweatman, Special Teams; Ken Whisenhunt, Tight Ends

# NEW YORK JETS 2001 (10-6)

**Head Coach:** Herm Edwards

**Finish:** Third in AFC East

**Home Stadium:** The Meadowlands, East Rutherford, NJ

Date	W-L	Score	Opponents	Attendance
9/9	L	24-45	Indianapolis	78,606
9/23	W	10-3	at New England	60,202
10/1	L	17-19	San Francisco	78,722
10/7	W	42-36	at Buffalo	72,654
10/14	W	21-17	Miami	78,823
10/21	L	14-34	St. Louis	78,766
10/28	W	13-12	at Carolina	72,642
11/4	W	16-9	at New Orleans	70,020
11/11	W	27-7	Kansas City	78,234
11/18	W	24-0	at Miami	74,259
12/2	L	16-17	New England	78,712
12/9	L	7-18	at Pittsburgh	62,884
12/16	W	15-14	Cincinnati	77,745
12/23	W	29-28	at Indianapolis	56,302
12/30	L	9-14	Buffalo	78,200
1/6	W	24-22	at Oakland	62,011
POSTSEASON				
1/12	L	24-38	at Oakland	61,503

## 2001 AFC EAST STANDINGS

New England	11	5	0	.688
Miami	11	5	0	.688
Jets	10	6	0	.625
Indianapolis	6	10	0	.375
Buffalo	3	13	0	.188

## SCORE BY QUARTER

Jets	78	85	80	65	308
Opp.	38	123	77	57	295

## TEAM STATISTICS

Total First Downs	Jets 274	Opp. 284
By Rushing	105	116
By Passing	151	155
By Penalty	18	13
Third Down: Md/Att.	76/200	101/227
Third Down: Eff.	38	44.5
Fourth Down: Made/Att	6/12	9/18
Fourth Down: Pct.	50	50
Total Net Yards	4,795	5,153
Avg. per Game	299.7	322.1
Total Offensive Plays	928	1,030
Avg. per Play	5.2	5
Net Yards Rushing	2,054	2,154
Total Rushing Plays	445	481
Avg. per Rush	4.6	4.5
Avg. per Game	128.4	134.6
Net Yards Passing	2,741	2,999
Avg. per Game	171.3	187.4
Sacked/Yards Lost	19/130	33/171
Gross Yards Passing	2,871	3,170
Att./Completions	464/272	516/313
Completion Pct.	58.6	60.7
Had Intercepted	14	20
Punts/Avg.	76/39.0	75/40.7
Punt Return/Avg.	9.5	13.1
Net Punting Avg.	76/31.6	75/35.4
Penalties/Yards	62/507	85/700
Fumbles/Lost	22/7	29/19
Touchdowns	34	33
Rushing	11	15
Passing	17	14
Returns	6	4

## RUSHING

Player	No	Yds	Avg	Lg	TD
C. Martin	333	1,513	4.5	47	10
Jordan	39	292	7.5	46t	1
Coles	10	108	10.8	20	0
Anderson	26	102	3.9	12	0
Testaverde	31	25	8.0	12	0
Pennington	1	11	11.0	11	0
Sowell	4	9	2.3	4	0
Moss	1	-6	-6.0	-6	0
<b>Jets</b>	<b>445</b>	<b>2,054</b>	<b>4.6</b>	<b>47</b>	<b>11</b>
<b>Opp.</b>	<b>481</b>	<b>2,154</b>	<b>4.5</b>	<b>56t</b>	<b>15</b>

## RECEIVING

Player	No	Yds	Avg	Lg	TD
Coles	59	868	14.7	40t	7
Chrebet	56	750	13.4	36	1
C. Martin	53	320	6.0	27	0
Anderson	40	252	6.3	22	2
Becht	36	321	8.9	24	5
Swayne	13	203	15.6	27	0
Jordan	7	44	6.3	25t	1
Dearth	3	10	3.3	9	1
Hatchette	2	44	22.0	29	0
Moss	2	40	20.0	33	0
Sowell	1	19	19.0	19	0
<b>Jets</b>	<b>272</b>	<b>2,871</b>	<b>10.6</b>	<b>40t</b>	<b>17</b>
<b>Opp.</b>	<b>313</b>	<b>3,170</b>	<b>10.1</b>	<b>70t</b>	<b>14</b>

## INTERCEPTIONS

Player	No	Yds	Avg	Lg	TD
A. Glenn	5	82	16.4	60t	1
V. Green	3	76	25.3	63t	1
Jones	3	27	9.0	18	0
Farrior	2	84	42.0	47	0
Robinson	2	58	29.0	30	0
Coleman	2	41	20.5	36	0
Lewis	1	17	17.0	17	0
Henderson	1	5	5.0	5	0
Burton	1	0	0.0	0	0
<b>Jets</b>	<b>20</b>	<b>390</b>	<b>19.5</b>	<b>63t</b>	<b>2</b>
<b>Opp.</b>	<b>14</b>	<b>222</b>	<b>15.9</b>	<b>49</b>	<b>1</b>

## PUNTING

Player	No	Yds	Avg	Net	Tb	In	Lg	Blk
Tupa	67	2,575	38.4	32	5	21	59	0
Parks	5	238	47.6	22.6	1	1	56	0
Pope	4	153	38.3	36.3	0	2	47	0
<b>Jets</b>	<b>76</b>	<b>2,966</b>	<b>39.0</b>	<b>31.6</b>	<b>6</b>	<b>24</b>	<b>59</b>	<b>0</b>
<b>Opp.</b>	<b>75</b>	<b>3,056</b>	<b>40.7</b>	<b>35.4</b>	<b>4</b>	<b>28</b>	<b>65</b>	<b>2</b>

## PUNT RETURNS

Player	No	FC	Yds	Avg	Lg	TD
Morton	13	7	113	8.7	33	0
Yeast	13	6	122	9.4	35	0
Moss	6	0	82	13.7	23	0
A. Glenn	2	1	6	3.0	4	0
<b>Jets</b>	<b>34</b>	<b>14</b>	<b>323</b>	<b>9.5</b>	<b>35</b>	<b>0</b>
<b>Opp.</b>	<b>34</b>	<b>11</b>	<b>446</b>	<b>13.1</b>	<b>78t</b>	<b>1</b>

## PASSING

Player	Att	Cmp	Yards	Cmp%	Yds/Att	TD	TD%	Int	Int%	Lg	Sk/Yds	Rating
Testaverde	441	260	2,752	59.9	6.24	15	3.4	14	3.2	40t	18/122	75.3
Pennington	20	10	92	50	4.6	1	5	0	0	24	1/8	79.6
Jordan	1	0	0	0.0	0.00	0	0.0	0	0.0	0	0/0	39.6
<b>Jets</b>	<b>464</b>	<b>272</b>	<b>2,871</b>	<b>58.6</b>	<b>6.19</b>	<b>17</b>	<b>3.7</b>	<b>14</b>	<b>3</b>	<b>40t</b>	<b>19/130</b>	<b>76.4</b>
<b>Opp.</b>	<b>516</b>	<b>313</b>	<b>3,170</b>	<b>60.7</b>	<b>6.14</b>	<b>14</b>	<b>2.7</b>	<b>20</b>	<b>3.9</b>	<b>70t</b>	<b>33/171</b>	<b>71.1</b>

## SCORING

Player	TD	Ru	Pa	Rt	PAT	FG	S	2pt	TP
Hall	0	0	0	0	32/32	24/31	0	0	104
C. Martin	10	10	0	0	-	-	0	0	60
Coles	7	0	7	0	-	-	0	0	42
Becht	5	0	5	0	-	-	0	0	30
Anderson	2	0	2	0	-	-	0	0	12
Jordan	2	1	1	0	-	-	0	0	12
Abraham	1	0	0	1	-	-	0	0	6
Chrebet	1	0	1	0	-	-	0	0	6
Dearth	1	0	1	0	-	-	0	0	6
A. Glenn	1	0	0	1	-	-	0	0	6
J. Glenn	1	0	0	1	-	-	0	0	6
V. Green	1	0	0	1	-	-	0	0	6
C. Hayes	1	0	0	1	-	-	0	0	6
Lewis	1	0	0	1	-	-	0	0	6
<b>Jets</b>	<b>34</b>	<b>11</b>	<b>17</b>	<b>6</b>	<b>32/32</b>	<b>24/31</b>	<b>0</b>	<b>0</b>	<b>308</b>
<b>Opp.</b>	<b>33</b>	<b>15</b>	<b>14</b>	<b>4</b>	<b>27/30</b>	<b>22/27</b>	<b>1</b>	<b>1</b>	<b>295</b>

Two Point Conversions: Jets 0-2, Opponents 1-3

## KICK RETURNS

Player	No	Yds	Avg	Lg	TD
Yeast	29	663	22.9	50	0
Morton	12	247	20.6	33	0
Coles	9	211	23.4	34	0
Jordan	3	62	20.7	23	0
Dearth	1	7	7.0	7	0
Henderson	1	0	0.0	0	0
Sowell	1	6	6.0	6	0
<b>Jets</b>	<b>56</b>	<b>1,196</b>	<b>21.4</b>	<b>50</b>	<b>0</b>
<b>Opp.</b>	<b>63</b>	<b>1,355</b>	<b>21.5</b>	<b>65</b>	<b>0</b>

## FIELD GOALS

Player	1-19	20-29	30-39	40-49	50+
Hall	1/1	8/8	5/7	7/9	3/6
<b>Jets</b>	<b>1/1</b>	<b>8/8</b>	<b>5/7</b>	<b>7/9</b>	<b>3/6</b>
<b>Opp.</b>	<b>1/1</b>	<b>9/10</b>	<b>5/5</b>	<b>6/10</b>	<b>1/1</b>

Hall: (22G) (26G) (50B,24G) () (43N) () (43G,34G) (39G,47G,35N,23G) (51G,31G) (43G) (19G,40G,50G) (51N) (40N,24G,34N) (47G,22G,48G,46G,24G,50N) (33G,28G,32G) (53G)

Opponents: (37G) (24G) (19G, 49G,35G,29G) (28G) (26G) (47G,24G) (45G,45G) () () (42N) (28G) (26G,33G,40N,44N,38G,20G) () (45N,50G,43G) () (23G,44G,28N,37G)

## USUAL STARTERS

	Offense		Defense
WR	W. Chrebet	LE	S. Ellis
LT	J. Fabiani	NT	S. Burton
LG	K. Jenkins	DT	S. Martin
C	K. Mawae	RE	J. Abraham
RG	R. Thomas	LLB	M. Lewis
RT	R. Young	MLB	M. Jones
TE	A. Becht	RLB	J. Farrior
WR	L. Coles	LCB	A. Glenn
QB	V. Testaverde	RCB	M. Coleman
RB	C. Martin	SS	V. Green
FB	R. Anderson	FS	D. Robinson

**Pro Bowl:** DE Shaun Ellis, RB Curtis Martin, C Kevin Mawae

**Coaching Staff:** Bill Bradley, Defensive Backs; Rubin Carter, Defensive Line; Ted Cottrell, Defensive Coordinator/Asst. Head Coach; Paul Hackett, Offensive Coordinator; Bishop Harris, Running Backs; Mike Henning, Offensive Asst./Quality Control; Lou Hernandez, Asst. Strength and Conditioning; John Lott, Strength and Conditioning; David Merritt, Defensive Asst.; Bill Muir, Offensive Line; Phil Petetty, Tight Ends; Eric Price, Offensive Asst./Quality Control; Mose Rison, Wide Receivers; Bob Sutton, Linebackers; Mike Westhoff, Special Teams

# NEW YORK JETS 2002 (9-7)

**Head Coach:** Herm Edwards

**Finish:** First in AFC East

**Home Stadium:** The Meadowlands, East Rutherford, NJ

Date	W-L	Score	Opponents	Attendance
9/8	W	37-31	at Buffalo (OT)	72,751
9/15	L	7-44	New England	78,726
9/22	L	30-3	at Miami	73,426
9/29	L	3-28	at Jacksonville	55,670
10/6	L	25-29	Kansas City	78,149
10/20	W	20-7	Minnesota	78,516
10/27	L	21-24	Cleveland	78,502
11/3	W	44-13	at San Diego	59,772
11/10	W	13-10	Miami	78,920
11/17	W	31-14	at Detroit	61,720
11/24	W	31-13	Buffalo	78,745
12/2	L	20-26	at Oakland	62,257
12/8	W	19-13	Denver	78,521
12/15	L	13-20	at Chicago	62,226
12/22	W	30-17	at New England	68,436
12/29	W	42-17	Green Bay	78,733
POSTSEASON				
1/4	W	41-0	Indianapolis	78,524
1/12	L	10-30	Oakland	62,207

## 2002 AFC EAST STANDINGS

Jets	9	7	0	.562
New England	9	7	0	.562
Miami	9	7	0	.562
Buffalo	7	8	0	.500

## SCORE BY QUARTER

Jets	69	118	65	101	6	359
Opp.	42	99	114	81	0	336

## TEAM STATISTICS

Total First Downs	Jets 300	Opp. 313
By Rushing	86	116
By Passing	190	178
By Penalty	24	19
Third Down: Md/Att.	76/188	93/211
Third Down: Eff.	40.4	44.1
Fourth Down: Made/Att	4/12	9/16
Fourth Down: Pct.	33.3	56.3
Total Net Yards	5,036	5,463
Avg. per Game	314.8	341.4
Total Offensive Plays	917	1008
Avg. per Play	5.5	5.4
Net Yards Rushing	1,618	1,973
Total Rushing Plays	400	427
Avg. per Rush	4.0	4.6
Avg. per Game	101.1	123.3
Net Yards Passing	3,418	3,490
Avg. per Game	213.6	218.1
Sacked/Yards Lost	32/201	30/195
Gross Yards Passing	3,619	3,685
Att./Completions	485/329	551/359
Completion Pct.	67.8	65.2
Had Intercepted	10	15
Time of Possession	28:52	31:08
Punts/Avg.	64/40.8	62/40.3
Punt Return/Avg.	16.0	6.2
Net Punting Avg.	64/34.8	62/30.6
Penalties/Yards	79/685	99/809
Fumbles/Lost	16/9	16/8
Touchdowns	41	37
Rushing	12	17
Passing	25	17
Returns	4	3

**Coaching Staff:** Paul Hackett, Offensive Coordinator; Sal Alosi, Asst. Strength and Conditioning; Bill Bradley, Defensive Backs; Rubin Carter, Defensive Line; Ted Cottrell, Defensive Coordinator/Assistant Head Coach; Bishop Harris, Running Backs; Mike Henning, Offensive Asst./Quality Control; John Lott, Strength and Conditioning; Doug Marrone, Offensive Line; David Merritt, Defensive Asst.; Phil Petthey, Tight Ends; Eric Price, Offensive Asst.; Jimmy Raye, Senior Offensive Asst.; Mose Rison, Wide Receivers; Bob Sutton, Linebackers; Nate Wainwright, Assistant Coach; Mike Westhoff, Special Teams

## RUSHING

Player	No	Yds	Avg	Lg	TD
Martin	261	1,094	4.2	35	7
Jordan	84	316	3.8	61t	3
Pennington	29	49	1.7	14	2
Moss	7	48	6.9	14	0
Coles	6	39	6.5	21	0
Anderson	5	27	5.4	16	0
Testaverde	2	23	11.5	24	0
Turk	1	14	14.0	14	0
Morton	4	8	2.0	6	0
Sowell	1	0	0.0	0	0
<b>Jets</b>	<b>400</b>	<b>1,618</b>	<b>4.0</b>	<b>61t</b>	<b>12</b>
<b>Opp.</b>	<b>427</b>	<b>1,973</b>	<b>4.6</b>	<b>53t</b>	<b>17</b>

## RECEIVING

Player	No	Yds	Avg	Lg	TD
Coles	89	1,264	14.2	43	5
Chreibet	51	691	13.5	37	9
Martin	49	362	7.4	28	0
Anderson	45	257	5.7	15	1
Moss	30	433	14.4	47	4
Becht	28	243	8.7	21	5
Jordan	17	160	9.4	27	0
Sowell	9	85	9.4	31	1
Swayne	5	78	15.6	24	0
Morton	3	19	6.3	8	0
Baker	2	14	7.0	10	0
Woodbury	1	13	13.0	13	0
<b>Jets</b>	<b>329</b>	<b>3,619</b>	<b>11.0</b>	<b>47</b>	<b>25</b>
<b>Opp.</b>	<b>359</b>	<b>3,685</b>	<b>10.3</b>	<b>72</b>	<b>17</b>

## INTERCEPTIONS

Player	No	Yds	Avg	Lg	TD
D. Abraham	4	49	12.3	23	0
Garnes	2	65	32.5	65	0
Darling	2	38	19.0	38	0
Beasley	2	29	14.5	24	0
Robinson	2	12	6.0	12	0
Lewis	1	14	14.0	14	0
Jones	1	0	0.0	0	0
McGraw	1	0	0.0	0	0
<b>Jets</b>	<b>15</b>	<b>207</b>	<b>13.8</b>	<b>65</b>	<b>0</b>
<b>Opp.</b>	<b>10</b>	<b>165</b>	<b>16.5</b>	<b>90t</b>	<b>1</b>

## PUNTING

Player	No	Yds	Avg	Net	Tb	In	Lg	Blk
Turk	63	2,584	41.0	34.9	9	13	65	0
Hall	1	28	28.0	28	0	1	28	0
<b>Jets</b>	<b>64</b>	<b>2,612</b>	<b>40.8</b>	<b>34.8</b>	<b>9</b>	<b>14</b>	<b>65</b>	<b>0</b>
<b>Opp.</b>	<b>62</b>	<b>2,499</b>	<b>40.3</b>	<b>30.6</b>	<b>7</b>	<b>16</b>	<b>64</b>	<b>1</b>

## PUNT RETURNS

Player	No	FC	Yds	Avg	Lg	TD
Moss	25	8	413	16.5	63t	2
Morton	4	4	51	12.8	21	0
<b>Jets</b>	<b>29</b>	<b>12</b>	<b>464</b>	<b>16.0</b>	<b>63t</b>	<b>2</b>
<b>Opp.</b>	<b>33</b>	<b>5</b>	<b>203</b>	<b>6.2</b>	<b>16</b>	<b>0</b>

## PASSING

Player	Att	Cmp	Yards	Cmp%	Yds/Att	TD	TD%	Int	Int%	Lg	Sk/Yds	Rating
Pennington	399	275	3,120	68.9	7.82	22	5.5	6	1.5	47	22/135	104.2
Testaverde	83	54	499	65.1	6.01	3	3.6	3	3.6	35	9/62	78.3
Anderson	1	0	0	0.0	0.00	0	0.0	0	0.0	0	0/0	39.6
Chreibet	1	0	0	0.0	0.00	0	0.0	0	0.0	0	0/0	39.6
Turk	1	0	0	0.0	0.00	0	0.0	1	100.00	0	0/0	0.0
<b>Jets</b>	<b>485</b>	<b>329</b>	<b>3,619</b>	<b>67.8</b>	<b>7.46</b>	<b>25</b>	<b>5.2</b>	<b>10</b>	<b>2.1</b>	<b>47</b>	<b>32/201</b>	<b>98.3</b>
<b>Opp.</b>	<b>551</b>	<b>359</b>	<b>3,685</b>	<b>65.2</b>	<b>6.69</b>	<b>17</b>	<b>3.1</b>	<b>15</b>	<b>2.7</b>	<b>72</b>	<b>30/195</b>	<b>83.2</b>

## SCORING

Player	TD	Ru	Pa	Rt	PAT	FG	S	2pt	TP
Hall	0	0	0	0	35/37	24/31	0	0	107
Chreibet	9	0	9	0	-	-	0	0	54
Martin	7	7	0	0	-	-	0	1	44
Moss	6	0	4	2	-	-	0	0	36
Becht	5	0	5	0	-	-	0	1	32
Coles	5	0	5	0	-	-	0	1	32
Jordan	3	3	0	0	-	-	0	0	18
Morton	2	0	0	2	-	-	0	0	12
Pennington	2	2	0	0	-	-	0	0	12
Anderson	1	0	1	0	-	-	0	0	6
Sowell	1	0	1	0	-	-	0	0	6
<b>Jets</b>	<b>41</b>	<b>12</b>	<b>25</b>	<b>4</b>	<b>35/37</b>	<b>24/31</b>	<b>0</b>	<b>3</b>	<b>359</b>
<b>Opp.</b>	<b>37</b>	<b>17</b>	<b>17</b>	<b>3</b>	<b>34/35</b>	<b>26/31</b>	<b>0</b>	<b>1</b>	<b>336</b>

Two Point Conversions: Jets 3-3, Opponents 1-2

## KICK RETURNS

Player	No	Yds	Avg	Lg	TD
Morton	58	1,509	26.0	98t	2
Jordan	5	112	22.4	34	0
Baker	3	14	7.7	15	0
Dearth	1	9	9.9	9	0
Moses	1	0	0.0	0	0
O'Sullivan	1	11	11.0	11	0
Reed	1	5	5.0	5	0
Sowell	1	20	20.0	20	0
Swayne	1	13	13.0	13	0
<b>Jets</b>	<b>72</b>	<b>1,704</b>	<b>23.8</b>	<b>98t</b>	<b>2</b>
<b>Opp.</b>	<b>74</b>	<b>1,574</b>	<b>21.3</b>	<b>87t</b>	<b>1</b>

## FIELD GOALS

Player	1-19	20-29	30-39	40-49	50+
Hall	0/0	9/9	9/11	6/10	0/1
<b>Jets</b>	<b>0/0</b>	<b>9/9</b>	<b>9/11</b>	<b>6/10</b>	<b>0/1</b>
<b>Opp.</b>	<b>0/0</b>	<b>12/12</b>	<b>4/6</b>	<b>7/9</b>	<b>3/4</b>

Hall: (34G,45G,48N,33G) () (20G) 46G) (51N,25G) (38G,31B,37G) (44B) (24G, 32G, 43B, 38G) (30G,27G) (22G) (23G,45N) (34B,46G,45G) (43G,21G) (42G,28G) (39G, 23G,43G) ()

Opponents: (52G, 50N) (28G,31G,40G) (53G,25G,31N,29G) (44N) (36G,40G,27G) () (23G,26G,35G) () (28G) () (43G,40G) (23G,48G,36G,29G) (22G,23G,33N,46N) (53G,48G) (49G) (23G)

## USUAL STARTERS

	Offense	Defense
WR	W. Chreibet	LE S. Ellis
LT	J. Fabiani	NT J. Ferguson
LG	J.P. Machado	DT J. Evans
C	K. Mawae	RE J. Abraham
RG	R. Thomas	LLB M. Lewis
RT	K. McKenzie	MLB M. Jones
TE	A. Becht	RLB S. Cowart
WR	L. Coles	LCB D. Abraham
QB	C. Pennington	RCB A. Beasley
RB	C. Martin	SS S. Games
FB	R. Anderson	FS D. Robinson

**Pro Bowl:** DE John Abraham, C Kevin Mawae

# NEW YORK JETS 2003 (6-10)

**Head Coach:** Herm Edwards

**Finish:** Fourth in AFC East

**Home Stadium:** The Meadowlands, East Rutherford, NJ

Date	W-L	Score	Opponents	Attendance
9/4	L	13-16	at Washington	85,420
9/14	L	10-21	Miami	77,461
9/21	L	16-23	at New England	68,436
9/28	L	6-17	Dallas	77,863
10/12	W	30-3	Buffalo	77,740
10/19	W	19-14	at Houston	70,623
10/26	L	17-24	at Philadelphia	67,853
11/2	L	28-31	NY Giants (OT)	78,123
11/9	W	27-24	at Oakland (OT)	51,909
11/16	L	31-38	at Indianapolis	56,801
11/23	W	13-10	Jacksonville	77,614
12/1	W	24-17	Tennessee	77,710
12/7	L	6-17	at Buffalo	72,791
12/14	W	6-0	Pittsburgh	77,900
12/20	L	16-21	New England	77,835
12/28	L	21-23	at Miami	73,720

## 2003 AFC EAST STANDINGS

New England	14	2	0	.875
Miami	10	6	0	.625
Buffalo	6	10	0	.375
Jets	6	10	0	.375

## SCORE BY QUARTER

Jets	70	48	76	86	3	283
Opp.	64	130	48	54	3	299

## TEAM STATISTICS

Total First Downs	Jets 274	Opp. 316
By Rushing	78	134
By Passing	181	168
By Penalty	15	14
Third Down: Md/Att.	82/206	84/207
Third Down: Eff.	39.8	40.6
Fourth Down: Made/Att	6/13	10/22
Fourth Down: Pct.	46.2	45.5
Total Net Yards	4,951	5,319
Avg. per Game	309.4	332.4
Total Offensive Plays	936	1032
Avg. per Play	5.3	5.2
Net Yards Rushing	1,635	2,294
Total Rushing Plays	409	542
Avg. per Rush	4.0	4.2
Avg. per Game	102.2	143.3
Net Yards Passing	3,316	3,025
Avg. per Game	207	189
Sacked/Yards Lost	31/208	35/218
Gross Yards Passing	3,524	3,243
Att./Completions	496/312	455/281
Completion Pct.	62.9	61.8
Had Intercepted	14	11
Time of Possession	27:50	32:10
Punts/Avg.	72/36.9	66/38.2
Punt Return/Avg.	11.1	14.6
Net Punting Avg.	72/31.3	66/32.2
Penalties/Yards	69/550	79/620
Fumbles/Lost	18/6	17/9
Touchdowns	29	34
Rushing	8	17
Passing	20	14
Returns	1	3

## RUSHING

Player	No	Yds	Avg	Lg	TD
Martin	323	1,308	4.0	56	2
Jordan	46	190	4.1	39	4
Moss	10	67	6.7	25	0
Pennington	21	42	2.0	10t	2
Testaverde	6	17	2.8	13	0
Askew	2	9	4.5	6	0
Sowell	1	2	2.0	2	0
<b>Jets</b>	<b>409</b>	<b>1,653</b>	<b>4.0</b>	<b>56</b>	<b>8</b>
<b>Opp.</b>	<b>542</b>	<b>2,294</b>	<b>4.2</b>	<b>31t</b>	<b>17</b>

## RECEIVING

Player	No	Yds	Avg	Lg	TD
Moss	74	1,105	14.9	65t	10
Sowell	47	436	9.3	44	1
Conway	46	640	13.9	45	2
C. Martin	42	262	6.2	29	0
Becht	40	356	8.9	29	4
Cbretbet	27	289	10.7	29t	1
Baker	14	137	9.8	24	0
Jordan	11	101	9.2	25	0
Lockett	5	76	15.3	23	0
J. Carter	4	93	23.3	62t	1
Swayne	2	29	14.5	27t	1
<b>Jets</b>	<b>312</b>	<b>3,524</b>	<b>11.3</b>	<b>65t</b>	<b>20</b>
<b>Opp.</b>	<b>281</b>	<b>3,243</b>	<b>11.5</b>	<b>59t</b>	<b>14</b>

## INTERCEPTIONS

Player	No	Yds	Avg	Lg	TD
Beasley	3	64	21.3	39	0
T. Carter	2	37	18.5	23	0
Mickens	2	16	8.0	16	0
Garnes	2	0	0.0	0	0
Hobson	1	26	26.0	26	0
D. Abraham	1	12	12.0	12	0
<b>Jets</b>	<b>11</b>	<b>155</b>	<b>14.1</b>	<b>39</b>	<b>0</b>
<b>Opp.</b>	<b>14</b>	<b>164</b>	<b>11.7</b>	<b>55t</b>	<b>2</b>

## PUNTING

Player	No	Yds	Avg	Net	Tb	In	Lg	Blk
Stryzinski	71	2,655	37.4	31.3	4	22	39	1
<b>Jets</b>	<b>72</b>	<b>2,655</b>	<b>36.9</b>	<b>31.3</b>	<b>4</b>	<b>22</b>	<b>55</b>	<b>1</b>
<b>Opp.</b>	<b>66</b>	<b>2,518</b>	<b>38.2</b>	<b>32.2</b>	<b>3</b>	<b>31</b>	<b>56</b>	<b>0</b>

## PUNT RETURNS

Player	No	FC	Yds	Avg	Lg	TD
Moss	30	18	332	11.1	47	0
<b>Jets</b>	<b>30</b>	<b>18</b>	<b>332</b>	<b>11.1</b>	<b>47</b>	<b>0</b>
<b>Opp.</b>	<b>22</b>	<b>26</b>	<b>322</b>	<b>14.6</b>	<b>78t</b>	<b>1</b>

## PASSING

Player	Att	Cmp	Yards	Cmp%	Yds/Att	TD	TD%	Int	Int%	Lg	Sk/Yds	Rating
Pennington	297	189	2,139	63.6	7.20	13	4.40	12	4.0	65t	25/160	82.9
Testaverde	198	123	1,385	62.1	6.99	7	3.50	2	1.0	61	6/48	90.6
Stryzinski	1	0	0	0.0	0.00	0	0.0	0	0.0	0	0/0	39.6
<b>Jets</b>	<b>496</b>	<b>312</b>	<b>3,524</b>	<b>62.9</b>	<b>7.10</b>	<b>20</b>	<b>4.00</b>	<b>14</b>	<b>2.8</b>	<b>65t</b>	<b>31/208</b>	<b>85.8</b>
<b>Opp.</b>	<b>455</b>	<b>281</b>	<b>3,243</b>	<b>61.8</b>	<b>7.13</b>	<b>14</b>	<b>3.10</b>	<b>11</b>	<b>2.4</b>	<b>59t</b>	<b>35/218</b>	<b>83.4</b>

## SCORING

Player	TD	Ru	Pa	Rt	PAT	FG	S	2pt	TP
Brien	0	0	0	0	24/24	27/32	0	0	105
Moss	10	0	10	0	-	-	0	0	60
Becht	4	0	4	0	-	-	0	1	26
Jordan	4	4	0	0	-	-	0	0	24
J. Carter	2	0	1	1	-	-	0	0	12
Conway	2	0	2	0	-	-	0	0	12
C. Martin	2	2	0	0	-	-	0	0	12
Pennington	2	2	0	0	-	-	0	0	12
Chrebet	1	0	1	0	-	-	0	0	6
Sowell	1	0	1	1	-	-	0	0	6
Swayne	1	0	1	1	-	-	0	0	6
<b>Jets</b>	<b>39</b>	<b>8</b>	<b>20</b>	<b>1</b>	<b>24/24</b>	<b>27/32</b>	<b>1</b>	<b>1</b>	<b>283</b>
<b>Opp.</b>	<b>34</b>	<b>17</b>	<b>14</b>	<b>3</b>	<b>33/33</b>	<b>20/27</b>	<b>0</b>	<b>1</b>	<b>299</b>

Two Point Conversions: Jets 1-5, Opponents 1-1

## KICK RETURNS

Player	No	Yds	Avg	Lg	TD
Bates	22	596	27.1	48	0
J. Carter	18	517	28.7	90t	1
Jordan	11	209	19.0	25	0
Swayne	3	48	16.0	23	0
Baker	2	6	3.0	4	0
Johnson	2	50	25.0	29	0
Askew	1	27	27.0	27	0
Machado	1	8	8.0	8	0
<b>Jets</b>	<b>60</b>	<b>1,461</b>	<b>24.4</b>	<b>90t</b>	<b>1</b>
<b>Opp.</b>	<b>71</b>	<b>1,496</b>	<b>21.1</b>	<b>63</b>	<b>0</b>

## FIELD GOALS

Player	1-19	20-29	30-39	40-49	50+
Brien	0/0	5/5	15/15	7/8	0/4
<b>Jets</b>	<b>0/0</b>	<b>5/5</b>	<b>15/15</b>	<b>7/8</b>	<b>0/4</b>
<b>Opp.</b>	<b>0/0</b>	<b>9/10</b>	<b>7/9</b>	<b>3/4</b>	<b>1/4</b>

Brien: (30G,41G) (30G) (41G,39G,30G,42N) (34G,38G) (27G,33G,50N,43G) (39G,30G) (30G,55N) (51B) (48G,38G)(43G) (36G,35G) (27G) (38G,50N,40G) (28G,41G) (29G) (36G,22G)

Opponents: (50G,22G,33G) () (24G,22G,47G) (26G) (44G) () (55N,35G) (39G,36G,39N,29G) (22G) (31G) (36N,23G) (52N,35G) (32G) (43N,20N) () (23G,43G,53N,22G)

## USUAL STARTERS

	Offense		Defense
WR	C. Conway	LE	S. Ellis
LT	J. Fabiani	LT	D. Robertson
LG	D. Szott	NT	J. Ferguson
C	K. Mawae	RE	B. Thomas
RG	B. Smith	LB	M. Lewis
RT	K. McKenzie	MLB	M. Jones
TE	A. Becht	WLB	S. Cowart
WR	S. Moss	LCB	R. Mickens
QB	C. Pennington	RCB	A. Beasley
FB	J. Sowell	SS	S. Games
RB	C. Martin	FS	T. Carter

**Pro Bowl:** DE Shaun Ellis, C Kevin Mawae

**Coaching Staff:** Sal Alosi, Asst. Strength and Conditioning; Tim Berbenich, Offensive Assistant; Bill Bradley, Defensive Backs; Mike Canales, Wide Receivers; Rubin Carter, Defensive Line; Ted Cottrell, Asst. Head Coach/Defensive Coordinator; Dick Curl, Tight Ends; Paul Hackett, Offensive Coordinator; Pep Hamilton, Offensive Asst./Quality Control; Bishop Harris, Running Backs; Jim Hostler, Quarterbacks; James Lott, Assistant Def. Backs; John Lott, Strength and Conditioning; Doug Marrone, Offensive Line; David Merritt, Defensive Assistant; Jimmy Raye, Asst. Head Coach/Offensive Specialist; Bob Sutton, Linebackers; Nate Wainwright, Assistant Coach; Mike Westhoff, Special Teams Coordinator

# NEW YORK JETS 2004 (10-6)

**Head Coach:** Herm Edwards

**Finish:** Second in AFC East

**Home Stadium:** The Meadowlands, East Rutherford, NJ

Date	W-L	Score	Opponents	Attendance
9/12	W	31-24	Cincinnati	77,230
9/19	W	34-28	at San Diego	57,310
10/3	W	17-9	at Miami	73,157
10/10	W	16-14	Buffalo	77,976
10/17	W	22-14	San Francisco	78,189
10/24	L	7-13	at New England	68,756
11/1	W	41-14	Miami	78,216
11/7	L	17-22	at Buffalo	72,574
11/14	L	17-20	Baltimore (OT)	77,826
11/21	W	10-7	at Cleveland	72,547
11/28	W	13-3	at Arizona	35,820
12/5	W	29-7	Houston	77,875
12/12	L	6-17	at Pittsburgh	63,581
12/19	W	37-14	Seattle	77,894
12/26	L	7-23	New England	77,975
1/2	L	29-32	at St. Louis (OT)	65,877

## POSTSEASON

1/8	W	20-17	at San Diego (OT)	67,536
1/15	L	17-20	at Pittsburgh (OT)	64,915

## 2004 AFC EAST STANDINGS

New England	14	2	0	.875
Jets	10	6	0	.625
Buffalo	9	7	0	.250
Miami	4	12	0	.250

## SCORE BY QUARTER

Jets	51	94	95	93	0	333
Opp.	34	104	34	83	6	261

## TEAM STATISTICS

Total First Downs	Jets 313	Opp. 282
By Rushing	135	87
By Passing	163	169
By Penalty	15	26
Third Down: Md/Att.	91/214	79/208
Third Down: Eff.	42.5	38
Fourth Down: Made/Att	4/8	5/13
Fourth Down: Pct.	50	38.5
Total Net Yards	5,438	4,878
Avg. per Game	339	304.9
Total Offensive Plays	996	966
Avg. per Play	5.5	5
Net Yards Rushing	2,388	1,566
Total Rushing Plays	527	432
Avg. per Rush	4.5	3.6
Avg. per Game	149.3	97.9
Net Yards Passing	3,050	3,312
Avg. per Game	191	207
Sacked/Yards Lost	31/181	37/220
Gross Yards Passing	3,321	3,532
Att./Completions	438/282	497/289
Completion Pct.	64.4	58.1
Had Intercepted	11	19
Time of Possession	31:51	28:09
Punts/Avg.	80/38.2	89/40.1
Punt Return/Avg.	7.6	6.5
Net Punting Avg.	80.33.5	86/34.8
Penalties/Yards	91/693	86/720
Fumbles/Lost	19/5	29/14
Touchdowns	38	30
Rushing	15	8
Passing	19	21
Returns	4	1

## RUSHING

Player	No	Yds	Avg	Lg	TD
Martin	371	1,697	4.6	25t	12
Jordan	93	479	5.2	33	2
Pennington	34	126	3.7	16	1
Sowell	2	28	14.0	19	0
Askew	6	23	3.8	14	0
Q. Carter	12	20	1.7	9	0
Moss	6	18	3.0	12	0
Bollinger	1	2	2.0	2	0
McCareins	2	-5	-2.5	-2	0
<b>Jets</b>	<b>527</b>	<b>2,388</b>	<b>4.5</b>	<b>33</b>	<b>15</b>
<b>Opp.</b>	<b>432</b>	<b>1,566</b>	<b>3.6</b>	<b>53</b>	<b>8</b>

## RECEIVING

Player	No	Yds	Avg	Lg	TD
McCareins	56	770	13.8	43	4
Moss	45	838	18.6	69t	5
Sowell	45	342	7.6	34	1
Martin	41	245	6.0	22	2
Chrebet	31	397	12.8	35t	1
Baker	18	182	10.1	23	4
Jordan	15	112	7.5	25	0
Becht	13	100	7.7	19	1
J. Carter	19	173	17.3	46t	1
Cotchery	6	60	10.0	18	0
Askew	2	12	6.0	11	0
<b>Jets</b>	<b>282</b>	<b>3,231</b>	<b>11.5</b>	<b>69t</b>	<b>19</b>
<b>Opp.</b>	<b>289</b>	<b>3,532</b>	<b>12.2</b>	<b>65</b>	<b>21</b>

## INTERCEPTIONS

Player	No	Yds	Avg	Lg	TD
Coleman	4	43	10.8	37	0
Vilma	3	58	19.3	38t	1
Buckley	3	30	10.0	18	0
D. Abraham	2	66	33.0	66t	1
Barrett	2	14	7.0	14	0
McGraw	2	0	0.0	0	0
Tongue	1	23	23.0	23	0
Barton	1	7	7.0	7	0
Hobson	1	2	2.0	2	0
<b>Jets</b>	<b>19</b>	<b>243</b>	<b>12.8</b>	<b>66t</b>	<b>2</b>
<b>Opp.</b>	<b>11</b>	<b>332</b>	<b>30.2</b>	<b>78</b>	<b>0</b>

## PUNTING

Player	No	Yds	Avg	Net	Tb	In	Lg	Blk
Gowin	80	3,057	38.2	33.5	8	22	58	0
<b>Jets</b>	<b>80</b>	<b>3,057</b>	<b>38.2</b>	<b>33.5</b>	<b>8</b>	<b>22</b>	<b>58</b>	<b>0</b>
<b>Opp.</b>	<b>89</b>	<b>3,571</b>	<b>40.1</b>	<b>34.8</b>	<b>8</b>	<b>26</b>	<b>64</b>	<b>0</b>

## PUNT RETURNS

Player	No	FC	Yds	Avg	Lg	TD
Moss	27	7	225	8.3	46	0
McCareins	14	6	88	6.3	26	0
<b>Jets</b>	<b>41</b>	<b>13</b>	<b>313</b>	<b>7.6</b>	<b>46</b>	<b>0</b>
<b>Opp.</b>	<b>34</b>	<b>14</b>	<b>221</b>	<b>6.5</b>	<b>25</b>	<b>0</b>

## PASSING

Player	Att	Cmp	Yards	Cmp%	Yds/Att	TD
Pennington	370	242	2,673	64.5	7.22	16
Q. Carter	58	35	498	60.3	8.59	3
Bollinger	9	5	60	55.6	6.67	0
Jordan	1	0	0	0.0	0.0	0
<b>Jets</b>	<b>438</b>	<b>282</b>	<b>3,231</b>	<b>64.4</b>	<b>7.38</b>	<b>19</b>
<b>Opp.</b>	<b>497</b>	<b>289</b>	<b>3,532</b>	<b>58.1</b>	<b>7.11</b>	<b>21</b>

## SCORING

Player	TD	Ru	Pa	Rt	PAT	FG	S	2pt	TP
Brien	0	0	0	0	33/34	24/29	0	0	105
Martin	14	12	2	0	-	-	0	0	84
Moss	5	0	5	0	-	-	0	0	30
Baker	4	0	4	0	-	-	0	0	24
McCareins	4	0	4	0	-	-	0	0	24
D. Abraham	2	0	0	2	-	-	0	0	12
Jordan	2	2	0	0	-	-	0	0	12
Becht	1	0	1	0	-	-	0	0	6
J. Carter	1	0	1	0	-	-	0	0	6
Chrebet	1	0	1	0	-	-	0	0	6
Cotchery	1	0	0	1	-	-	0	0	6
Pennington	1	1	0	0	-	-	0	0	6
Sowell	1	0	1	0	-	-	0	0	6
Vilma	1	0	0	1	-	-	0	0	6
<b>Jets</b>	<b>38</b>	<b>15</b>	<b>19</b>	<b>4</b>	<b>33/34</b>	<b>24/29</b>	<b>0</b>	<b>0</b>	<b>333</b>
<b>Opp.</b>	<b>30</b>	<b>8</b>	<b>21</b>	<b>1</b>	<b>29/29</b>	<b>16/19</b>	<b>1</b>	<b>1</b>	<b>261</b>

Two Point Conversions: Jets 0-4, Opponents 1-1

## KICK RETURNS

Player	No	Yds	Avg	Lg	TD
J. Carter	17	374	22.0	40	0
Jordan	14	284	20.3	40	0
Cotchery	13	362	27.8	94t	1
Askew	2	18	9.0	13	0
<b>Jets</b>	<b>46</b>	<b>1,038</b>	<b>22.6</b>	<b>94t</b>	<b>1</b>
<b>Opp.</b>	<b>72</b>	<b>1,557</b>	<b>21.6</b>	<b>87t</b>	<b>1</b>

## FIELD GOALS

Player	1-19	20-29	30-39	40-49	50+
Brien	0/0	9/10	4/6	10/11	1/2
<b>Jets</b>	<b>0/0</b>	<b>9/10</b>	<b>4/6</b>	<b>10/11</b>	<b>1/2</b>
<b>Opp.</b>	<b>0/0</b>	<b>9/9</b>	<b>5/6</b>	<b>2/3</b>	<b>0/1</b>

Brien: (21G) (28G,23G) (53G) (29N,37G,36G,38G) (43G) () (49G,43G) (36N,41G) (20G) (43B,41G) (28G,46G) (41G,26G,25G) (43G,41G) (21G,30N) () (47G,33G,27G,53N)

Opponents: (22G) () (36G,37G,23G) () () (41G,27G) () (20G,30G) (24G,42G) (42N,34N) (20G) () (34G) () () (28G,29G,50N,26G) (31G)

## USUAL STARTERS

	Offense	Defense
WR	J. McCareins	LE S. Ellis
LT	J. Fabiani	LT D. Robertson
LG	P. Kendall	NT J. Ferguson
C	K. Mawae	RE J. Abraham
RG	B. Moore	SLB V. Hobson
RT	K. McKenzie	MLB J. Vilma
TE	A. Becht	WLB E. Barton
WR	S. Moss	LCB D. Abraham
QB	C. Pennington	RCB D. Barrett
FB	J. Sowell	S R. Tongue
RB	C. Martin	S E. Coleman

**Pro Bowl:** DE John Abraham, RB Curtis Martin, C Kevin Mawae

**Coaching Staff:** Sal Alosi, Asst. Strength and Conditioning; Tim Berbenich, Offensive Assistant; Corwin Brown, Def. Backs; Bob Casullo, Tight Ends; Dick Curl, Sr. Offensive Assistant/Special Projects; Paul Hackett, Offensive Coordinator; Pep Hamilton, Offensive Asst./Quality Control; Bishop Harris, Running Backs; Donnie Henderson, Defensive Coordinator; Jim Hostler, Wide Receivers; John Lott, Strength and Conditioning; Denny Marcin, Defensive Line; Doug Marrone, Offensive Line; Chris Mattura, Defensive Assistant; Bob Sutton, Linebackers; Nate Wainwright, Assistant Coach; Mike Westhoff, Asst. Head Coach/Special Teams

# NEW YORK JETS 2005 (4-12)

**Head Coach:** Herm Edwards

**Finish:** Fourth in AFC East

**Home Stadium:** The Meadowlands, East Rutherford, NJ

Date	W-L	Score	Opponents	Attendance
9/11	L	7-27	at Kansas City	78,014
9/18	W	17-7	Miami	77,918
9/25	L	20-26	Jacksonville (OT)	77,422
10/2	L	3-13	at Baltimore	70,479
10/9	W	14-12	Tampa Bay	77,852
10/16	L	17-27	at Buffalo	72,045
10/24	L	14-27	at Atlanta	70,995
11/6	L	26-31	San Diego	77,662
11/13	L	3-30	at Carolina	73,529
11/20	L	0-27	at Denver	76,255
11/27	L	19-21	New Orleans	77,152
12/4	L	3-16	at New England	68,756
12/11	W	26-10	Oakland	77,561
12/18	L	20-24	at Miami	72,650
12/26	L	21-31	New England	77,569
1/1	W	30-26	Buffalo	76,822

## 2005 AFC EAST STANDINGS

New England	10	6	0	.625
Miami	9	7	0	.562
Buffalo	5	11	0	.312
Jets	4	12	0	.250

## SCORE BY QUARTER

Jets	23	83	50	84	0	240
Opp.	85	109	58	97	6	355

## TEAM STATISTICS

Total First Downs	Jets 251	Opp. 321
By Rushing	74	136
By Passing	146	151
By Penalty	31	34
Third Down: Md/Att.	72/204	88/212
Third Down: Eff.	35.3	41.5
Fourth Down: Made/Att	8/19	14/17
Fourth Down: Pct.	42.1	82.4
Total Net Yards	3,970	4,940
Avg. per Game	248.1	308.8
Total Offensive Plays	907	1,047
Avg. per Play	4.4	4.7
Net Yards Rushing	1,328	2,185
Total Rushing Plays	384	554
Avg. per Rush	3.5	3.9
Avg. per Game	83.0	136.6
Net Yards Passing	2,642	2,755
Avg. per Game	165.1	172.2
Sacked/Yards Lost	53/347	30/193
Gross Yards Passing	2,989	2,948
Att./Completions	470/268	463/284
Completion Pct.	57.0	61.3
Had Intercepted	15	21
Time of Possession	26:37	33:23
Punts/Avg.	75/43.3	62/45.0
Punt Return/Avg.	34/6.4	36/8.5
Net Punting Avg.	37.7	39.5
Penalties/Yards	98/801	115/981
Fumbles/Lost	36/19	24/7
Touchdowns	25	38
Rushing	10	19
Passing	11	17
Returns	4	2

## RUSHING

Player	No	Yds	Avg	Lg	TD
Martin	220	735	3.3	49	5
Houston	81	302	3.7	17	2
Bollinger	35	135	3.9	15	0
Askew	13	59	4.5	14	0
Blaylock	17	53	3.1	11	0
Pennington	6	27	4.5	14	0
McCareins	1	8	8.0	8	0
Testaverde	7	4	6.0	2	2
Cotchery	1	4	4.0	4	0
Sowell	1	1	1.0	1t	1
Fiedler	1	0	0.0	0	0
Graham	1	0	0.0	0	0
<b>Jets</b>	<b>384</b>	<b>1,328</b>	<b>3.5</b>	<b>49</b>	<b>10</b>
<b>Opp.</b>	<b>554</b>	<b>2,185</b>	<b>3.9</b>	<b>65</b>	<b>19</b>

## RECEIVING

Player	No	Yds	Avg	Lg	TD
Coles	73	845	11.6	43	5
McCareins	43	713	16.6	45	2
Jolley	29	324	11.2	60t	1
Sowell	28	155	5.5	28	2
Martin	24	118	4.9	14	0
Cotchery	19	251	13.2	45	0
Baker	18	269	14.9	47	1
Chrebet	15	153	10.2	20	0
Houston	8	66	8.3	16	0
Dreesen	5	41	8.2	17	0
Blaylock	3	17	5.7	10	0
Ridgeway	2	26	13.0	17	0
Askew	1	11	11.0	11	0
<b>Jets</b>	<b>268</b>	<b>2,989</b>	<b>11.2</b>	<b>60t</b>	<b>11</b>
<b>Opp.</b>	<b>284</b>	<b>2,948</b>	<b>10.4</b>	<b>50t</b>	<b>17</b>

## INTERCEPTIONS

Player	No	Yds	Avg	Lg	TD
Law	10	195	19.5	74t	1
Barrett	5	28	5.6	13	0
Brown	2	51	25.5	33t	1
Coleman	2	4	2.0	4	0
Vilma	1	1	1.0	1	0
Rhodes	1	0	0.0	0	0
<b>Jets</b>	<b>21</b>	<b>279</b>	<b>13.3</b>	<b>74t</b>	<b>2</b>
<b>Opp.</b>	<b>15</b>	<b>147</b>	<b>9.8</b>	<b>53</b>	<b>1</b>

## PUNTING

Player	No	Yds	Avg	Net	Tb	In	Lg	Blk
Graham	74	3,233	43.7	37.9	6	18	59	0
Nugent	1	18	18.0	18	0	1	18	0
<b>Jets</b>	<b>75</b>	<b>3,251</b>	<b>43.3</b>	<b>37.7</b>	<b>6</b>	<b>19</b>	<b>59</b>	<b>0</b>
<b>Opp.</b>	<b>62</b>	<b>2,787</b>	<b>45.0</b>	<b>39.5</b>	<b>6</b>	<b>17</b>	<b>60</b>	<b>0</b>

## PUNT RETURNS

Player	No	FC	Yds	Avg	Lg	TD
Cotchery	23	7	182	7.9	18	0
Miller	6	1	9	1.5	12	0
McCareins	5	4	28	5.6	12	0
<b>Jets</b>	<b>34</b>	<b>12</b>	<b>219</b>	<b>6.4</b>	<b>18</b>	<b>0</b>
<b>Opp.</b>	<b>36</b>	<b>15</b>	<b>305</b>	<b>8.5</b>	<b>23</b>	<b>0</b>

## PASSING

Player	Att	Cmp	Yards	Cmp%	Yds/Att	TD	TD%	Int	Int%	Lg	Sk/Yds	Rating
Bollinger	266	150	1,558	56.4	5.90	7	2.60	6	2.3	60t	32/193	72.9
Testaverde	106	60	777	56.6	7.30	1	0.90	6	5.7	47	12/102	59.4
Pennington	83	49	530	59.0	6.4	2	2.4	3	3.6	37	9/52	70.9
Fiedler	13	8	107	61.5	8.2	1	7.7	0	0.0	23t	0/0	113.3
Kingsbury	2	1	17	50.0	8.5	0	0.0	0	0.0	17	0/0	79.2
<b>Jets</b>	<b>470</b>	<b>268</b>	<b>2,989</b>	<b>57.0</b>	<b>6.40</b>	<b>11</b>	<b>2.30</b>	<b>15</b>	<b>3.2</b>	<b>60t</b>	<b>53/347</b>	<b>70.6</b>
<b>Opp.</b>	<b>463</b>	<b>284</b>	<b>2,948</b>	<b>61.3</b>	<b>6.40</b>	<b>17</b>	<b>3.70</b>	<b>21</b>	<b>4.5</b>	<b>50t</b>	<b>30/193</b>	<b>73.1</b>

## SCORING

Player	TD	Ru	Pa	Rt	PAT	FG	S	2pt	TP
Nugent	0	0	0	0	24/24	22/28	0	0	90
Martin	5	5	0	0	-	-	0	0	30
Coles	5	0	5	0	-	-	0	0	30
Sowell	3	1	2	0	-	-	0	0	18
Testaverde	2	2	0	0	-	-	0	0	12
Houston	2	2	0	0	-	-	0	0	12
McCareins	2	0	2	0	-	-	0	0	12
Miller	1	0	0	1	-	-	0	0	6
Brown	1	0	0	1	-	-	0	0	6
Jolley	1	0	1	0	-	-	0	0	6
Baker	1	0	1	0	-	-	0	0	6
Reed	1	0	0	1	-	-	0	0	6
Law	1	0	0	1	-	-	0	0	6
<b>Jets</b>	<b>25</b>	<b>10</b>	<b>11</b>	<b>4</b>	<b>24/24</b>	<b>22/28</b>	<b>0</b>	<b>0</b>	<b>240</b>
<b>Opp.</b>	<b>38</b>	<b>19</b>	<b>17</b>	<b>2</b>	<b>37/37</b>	<b>30/35</b>	<b>0</b>	<b>0</b>	<b>355</b>

Two Point Conversions: Jets 0-1, Opponents 0-0

## KICK RETURNS

Player	No	Yds	Avg	Lg	TD
Miller	60	1,577	26.3	95t	1
Cotchery	4	105	26.3	30	0
Houston	2	18	9.0	18	0
Baker	2	11	5.5	11	0
Blaylock	1	17	17.0	17	0
Lawton	1	0	0.0	0	0
Barrett	1	0	0.0	0	0
McCareins	0	0	0.0	0	0
<b>Jets</b>	<b>71</b>	<b>1,728</b>	<b>24.3</b>	<b>95t</b>	<b>1</b>
<b>Opp.</b>	<b>60</b>	<b>1,250</b>	<b>20.8</b>	<b>50</b>	<b>0</b>

## FIELD GOALS

Player	1-19	20-29	30-39	40-49	50+
Nugent	0/0	8/9	7/7	7/10	0/2
<b>Jets</b>	<b>0/0</b>	<b>8/9</b>	<b>7/7</b>	<b>7/10</b>	<b>0/2</b>
<b>Opp.</b>	<b>1/1</b>	<b>10/12</b>	<b>9/10</b>	<b>8/9</b>	<b>2/3</b>

Nugent:(28B)(41G)(35G,25G)(21G)(40N,48N)  
(44G)(51N,35G,22G)(22G)(29G,45G,41G,  
38G,53N)(38G)(33G,20G,35G,21G)(42G,42G)(  
49G,43N,25G,34G)

Opponents:(41G,38G,32N)(21N)(32G,40G)(42G,25G)  
(35G,36G,43G, 30G)(50G,38G)(22G,41G) (18G)  
(23G,42G,28G)(26G,47G)(45N,21G,34G,22G)  
(42G,29N)(53N,32G)(26G)

## USUAL STARTERS

	Offense	Defense
WR	J. McCareins	LE S. Ellis
LT	A. Jones	LT D. Robertson
LG	J. Goodwin	NT J. Reed
C	P. Kendall	RE J. Abraham
RG	B. Moore	SLB V. Hobson
RT	S. Gragg	MLB J. Vilma
TE	C. Baker	WLB M. Brown
WR	L. Coles	LCB T. Law
QB	B. Bollinger	RCB D. Barrett / J. Miller
FB	J. Sowell	S K. Rhodes
RB	C. Martin	S E. Coleman

**Pro Bowl:** CB Ty Law, LB Jonathan Vilma

**Coaching Staff:** Mike Westhoff, Asst. Head Coach/Special Teams Coordinator; Mike Heimerdinger, Offensive Coordinator; Donnie Henderson, Defensive Coordinator; Sal Aloisi, Asst. Director of Physical Development; Jeremy Bates, Quarterbacks; Tim Berbenich, Offensive Assistant/Quality Control; Corwin Brown, Defensive Backs; Dick Curl, Asst. to the Head Coach, Running Backs; Sam Gash, Asst. Running Backs/Special Teams; Pep Hamilton, Wide Receivers; Denny Marcin, Defensive Line; Doug Marrone, Offensive Line; Jay Mandolesi, Defensive Asst.; Markus Paul, Director of Physical Development; Bob Sutton, Linebackers; Dave Szott, Offensive Asst.; Nate Wainwright, Executive Administrator to the Head Coach/Coaching Asst.; John Zernhelt, Tight Ends

# NEW YORK JETS 2006 (10-6)

**Head Coach:** Eric Mangini

**Finish:** Second in AFC East

**Home Stadium:** The Meadowlands, East Rutherford, NJ

Date	W-L	Score	Opponents	Attendance
9/10	W	23-16	at Tennessee	69,143
9/17	L	17-24	New England	77,595
9/24	W	28-20	at Buffalo	72,067
10/1	L	28-31	Indianapolis	77,190
10/8	L	0-41	at Jacksonville	66,604
10/15	W	20-17	Miami	77,439
10/22	W	31-24	Detroit	76,953
10/29	L	13-20	at Cleveland	72,507
11/12	W	17-14	at New England	68,756
11/19	L	0-10	Chicago	77,632
11/26	W	26-11	Houston	76,596
12/3	W	38-10	at Green Bay	70,527
12/10	L	13-31	Buffalo	77,131
12/17	W	26-13	at Minnesota	63,677
12/25	W	13-10	at Miami	73,500
12/31	W	23-3	Oakland	78,039

## POSTSEASON

1/7	L	16-37	at New England	68,756
-----	---	-------	----------------	--------

## 2001 AFC EAST STANDINGS

New England	12	4	0	.750
Jets	10	6	0	.625
Buffalo	7	9	0	.438
Miami	6	10	0	.375

## SCORE BY QUARTER

Jets	54	107	67	88	316
Opp.	52	74	53	116	295

## TEAM STATISTICS

Total First Downs	Jets 289	Opp. 312
By Rushing	99	111
By Passing	161	181
By Penalty	29	20
Third Down: Md/Att.	99/226	76/208
Third Down: Eff.	43.8	36.5
Fourth Down: Made/Att	5/16	12/23
Fourth Down: Pct.	31.3	52.2
Total Net Yards	4,891	5,306
Avg. per Game	305.7	331.6
Total Offensive Plays	1013	1,020
Avg. per Play	4.8	5.2
Net Yards Rushing	1,738	2,084
Total Rushing Plays	491	453
Avg. per Rush	3.53	4.6
Avg. per Game	108.6	130.3
Net Yards Passing	3,153	3,222
Avg. per Game	197.1	201.4
Sacked/Yards Lost	34/199	35/230
Gross Yards Passing	3,352	3,452
Att./Completions	488/313	532/316
Completion Pct.	64.1	59.4
Had Intercepted	16	16
Time of Possession	31:03	28:57
Punts/Avg.	74/43.4	74/44.1
Punt Return/Avg.		
Net Punting Avg.	37.6	36.8
Penalties/Yards	70/560	105/843
Fumbles/Lost	21/9	16/9
Touchdowns	35	34
Rushing	15	14
Passing	17	19
Returns	3	1

## RUSHING

Player	No	Yds	Avg	Lg	TD
Washington	151	650	4.3	23	4
Houston	113	374	3.3	31	5
Barlow	131	370	2.8	12	6
Pennington	35	109	3.1	15	0
B. Smith	18	103	5.7	32	0
Blaylock	25	44	1.8	6	0
Dwight	2	28	14.0	28	0
Cotchery	5	25	5.0	10	0
Coles	2	14	7.0	15	0
Askew	6	11	1.8	5	0
Clemens	1	10	5.0	8	0
Graham	2	0	0.0	0	0
<b>Jets</b>	<b>491</b>	<b>1,738</b>	<b>3.5</b>	<b>32</b>	<b>15</b>
<b>Opp.</b>	<b>453</b>	<b>2,084</b>	<b>4.6</b>	<b>57t</b>	<b>14</b>

## RECEIVING

Player	No	Yds	Avg	Lg	TD
Coles	91	1,098	12.1	58t	6
Cotchery	82	961	11.7	71t	6
Baker	31	300	9.7	28	4
Washington	25	270	10.8	64	0
McCareins	23	347	15.1	50	1
Dwight	16	112	7.0	15	0
B. Smith	9	61	6.8	19	0
Askew	9	50	5.6	12	0
Houston	7	43	6.1	11	0
Barlow	7	21	3.0	8	0
Ryan	6	44	7.3	10	0
Blaylock	5	29	5.8	9	0
Hodgins	2	9	4.5	6	0
Pennington	0	7	0	7	0
<b>Jets</b>	<b>313</b>	<b>3,352</b>	<b>10.7</b>	<b>71t</b>	<b>17</b>
<b>Opp.</b>	<b>316</b>	<b>3,452</b>	<b>10.9</b>	<b>71t</b>	<b>19</b>

## INTERCEPTIONS

Player	No	Yds	Avg	Lg	TD
Rhodes	4	46	11.5	25	0
Dyson	4	-3	-8	0	0
Barrett	3	0	0.0	0	0
E. Smith	2	1	0.5	1	0
Hobson	1	9	9.0	9	0
E. Coleman	1	3	3.0	3	0
Vilma	1	0	0.0	0	0
<b>Jets</b>	<b>16</b>	<b>56</b>	<b>3.5</b>	<b>25</b>	<b>0</b>
<b>Opp.</b>	<b>16</b>	<b>148</b>	<b>9.3</b>	<b>58t</b>	<b>1</b>

## PUNTING

Player	No	Yds	Avg	Net	Tb	In	Lg	Blk
Tupa	67	2,575	38.4	32	5	21	59	0
Graham	72	3,182	44.2	37.8	11	26	69	1
Pennington1	29	29.0	29	0	1	29	0	0
<b>Jets</b>	<b>73</b>	<b>3,211</b>	<b>43.3</b>	<b>37.6</b>	<b>11</b>	<b>27</b>	<b>69</b>	<b>1</b>
<b>Opp.</b>	<b>74</b>	<b>3,266</b>	<b>44.1</b>	<b>36.8</b>	<b>15</b>	<b>18</b>	<b>68</b>	<b>0</b>

## PUNT RETURNS

Player	No	FC	Yds	Avg	Lg	TD
Dwight	14	9	146	10.4	18	0
Washington	13	6	97	7.5	38	0
Poteat	1	0	0	0.0	0	0
Kassell	1	0	0	0.0	0	0
Cotchery	0	2	0	0	0	0
Jets	29	17	243	8.4	38	0
Opp.	28	15	205	7.3	18	0

## PASSING

Player	Att	Cmp	Yards	Cmp%	Yds/Att	TD	TD%	Int	Int%	Lg	Sk/Yds	Rating
Pennington	485	313	3,352	64.5	6.90	17	3.50	16	3.3	71t	30/172	82.6
Ramsey	1	0	0	0.0	0.00	0	0.00	0	0.0	0	0/0	39.6
Graham	1	0	0	0.0	0.0	0	0.0	0	0.0	0	0/0	39.6
Clemens	1	0	0	0.0	0.0	0	0.0	0	0.0	0	4/27	39.6
<b>Jets</b>	<b>488</b>	<b>313</b>	<b>3,352</b>	<b>64.1</b>	<b>6.90</b>	<b>17</b>	<b>3.50</b>	<b>16</b>	<b>3.3</b>	<b>71t</b>	<b>34/199</b>	<b>82.1</b>
<b>Opp.</b>	<b>532</b>	<b>316</b>	<b>3,452</b>	<b>59.4</b>	<b>6.90</b>	<b>19</b>	<b>3.60</b>	<b>16</b>	<b>3.0</b>	<b>77t</b>	<b>35/230</b>	<b>78</b>

## SCORING

Player	TD	Ru	Pa	Rt	PAT	FG	S	2pt	TP
Nugent	0	0	0	0	34/35	24/27	0	0	106
Cotchery	6	0	6	0	-	-	0	0	36
Barlow	6	6	0	0	-	-	0	0	36
Coles	6	0	6	0	-	-	0	0	36
Houston	5	5	0	0	-	-	0	0	30
Washington	4	4	0	0	-	-	0	0	24
Baker	4	0	4	0	-	-	0	0	24
Miller	2	0	0	2	-	-	0	0	12
McCareins	1	0	1	0	-	-	0	0	6
Hobson	1	0	0	1	-	-	0	0	6
<b>Jets</b>	<b>35</b>	<b>15</b>	<b>17</b>	<b>3</b>	<b>34/35</b>	<b>24/27</b>	<b>0</b>	<b>0</b>	<b>316</b>
<b>Opp.</b>	<b>34</b>	<b>14</b>	<b>19</b>	<b>1</b>	<b>29/29</b>	<b>18/24</b>	<b>0</b>	<b>4</b>	<b>295</b>

Two Point Conversions: Jets: 0-0, Opponents 4-5

## KICK RETURNS

Player	No	Yds	Avg	Lg	TD
Miller	46	1,304	28.3	103t	2
Washington	6	79	13.2	23	0
Chatham	2	26	13.0	20	0
Baker	2	15	7.5	11	0
Hodgins	1	17	17.0	17	0
B. Smith	1	4	4.0	4	0
Coles	1	0	0.0	0	0
Rhodes	1	0	0.0	0	0
<b>Jets</b>	<b>60</b>	<b>1,445</b>	<b>24.1</b>	<b>103t</b>	<b>2</b>
<b>Opp.</b>	<b>69</b>	<b>1,462</b>	<b>21.2</b>	<b>39</b>	<b>0</b>

## FIELD GOALS

Player	1-19	20-29	30-39	40-49	50+
Nugent	1/1	7/7	10/12	4/4	2/3
<b>Jets</b>	<b>1/1</b>	<b>7/7</b>	<b>10/12</b>	<b>4/4</b>	<b>2/3</b>
<b>Opp.</b>	<b>0/0</b>	<b>9/11</b>	<b>5/5</b>	<b>4/6</b>	<b>0/2</b>

Nugent: (18G,34N,30N) (42G) () () (33G,33G) (33G) (27G,52N,47G) (34G) () (23G,34G,54G,40G) (24G) (30G,38G (25G,52G,45G,20G) (22G,30G) (35G,22G,35G)

Opponents: () (20G, 29N) (36G,28G) (20G) (43G,40G) (21G,51N) (25G) (47G,26N,21G) (31G,21G) (20G) (47G,59N) (40N,34G) (34G) (49N) (25G) (35G)

## USUAL STARTERS

Offense		Defense	
WR	W. Chrebet	LE	S. Ellis
LT	J. Fabini	NT	S. Burton
LG	K. Jenkins	DT	S. Martin
C	K. Mawae	RE	J. Abraham
RG	R. Thomas	LLB	M. Lewis
RT	R. Young	MLB	M. Jones
TE	A. Becht	RLB	J. Farrior
WR	L. Coles	LCB	A. Glenn
QB	V. Testaverde	RCB	M. Coleman
RB	C. Martin	SS	V. Green
FB	R. Anderson	FS	D. Robinson

**Pro Bowl:** CB Justin Miller

**Coaching Staff:** Richie Anderson, Assistant Wide Receivers/Tight Ends; Brett Bech, Assistant Strength & Conditioning; Corwin Brown, Defensive Backs; Bryan Cox, Assistant Defensive Line; Michael Devlin, Assistant Offensive Line/Tight Ends; Andy Dickerson, Quality Control/Defense; Sam Gash, Assistant Running Backs; Jim Herrmann, Linebackers; Rick Lyle, Assistant Strength & Conditioning; Denny Marcin, Defensive Line; Noel Mazzone, Wide Receivers; Jason Michael, Quality Control/Offense; Markus Paul, Head Strength & Conditioning; Jimmy Raye, Running Backs; Brian Schottenheimer, Offensive Coordinator; Bob Sutton, Defensive Coordinator; Mike Westhoff, Special Teams Coordinator; Tony Wise, Offensive Line

# NEW YORK JETS 2007 (4-12)

**Head Coach:** Herm Edwards

**Finish:** Third in AFC East

**Home Stadium:** The Meadowlands, East Rutherford, NJ

Date	W-L	Score	Opponents	Attendance
9/9	L	14-38	New England	77,900
9/16	L	13-20	at Baltimore	71,246
9/23	W	31-28	Miami	77,197
9/30	L	14-17	at Buffalo	70,600
10/7	L	24-35	at NY Giants	78,809
10/14	L	9-16	Philadelphia	77,189
10/21	L	31-38	at Cincinnati	65,868
10/28	L	3-13	Buffalo	76,688
11/4	L	20-23	Washington (OT)	76,663
11/18	W	19-16	Pittsburgh (OT)	77,659
11/22	L	3-34	at Dallas	63,315
12/2	W	40-13	at Miami	71,109
12/9	L	18-24	Cleveland	76,822
12/16	L	10-20	at New England	68,756
12/23	L	6-10	at Tennessee	69,143
12/30	W	13-10	Kansas City (OT)	76,737

## 2007 AFC EAST STANDINGS

New England	16	0	0	1.000
Buffalo	7	9	0	.438
Jets	4	12	0	.250
Miami	1	15	0	.063

## SCORE BY QUARTER

Jets	51	105	33	73	6	268
Opp	47	111	70	124	3	355

## TEAM STATISTICS

	Jets	Opp.
Total First Downs	286	315
Rushing	92	128
Passing	173	174
Penalty	21	13
3rd Down: Made/Att	85/226	89/211
3rd Down Pct.	37.6%	42.2%
4th Down: Made/Att	10/21	8/10
4th Down Pct.	47.6%	80.0%
Possession Avg.	28:35	31:25
Total Net Yards	4,715	5,310
Avg. Per Game	294.7	331.9
Total Plays	1,011	1,016
Avg. Per Play	4.7	5.2
Net Yards Rushing	1,701	2,156
Avg. Per Game	106.3	134.8
Total Rushes	446	517
Net Yards Passing	3,014	3,154
Avg. Per Game	188.4	197.1
Sacked/Yards Lost	53/316	29/208
Gross Yards	3,330	3,362
Attempts/Completions	512/310	470/289
Completion Pct.	60.5%	61.5%
Had Intercepted	19	15
Punts/Average	72/42.5	68/42.7
Net Punting Avg.	36.6	35.9
Penalties/Yards	63/486	93/761
Fumbles/Ball Lost	20/6	15/6
Touchdowns	26	38
Rushing	6	14
Passing	15	18
Returns	5	6

## RUSHING

Player	No	Yds	Avg	Lg	TD
Jones	310	1,119	3.6	36	1
Washington	71	353	5.0	49	3
Clemens	27	111	4.1	18	1
B. Smith	12	45	3.8	11	0
Cotchery	5	38	7.6	16	0
Pennington	20	32	1.6	5	1
Davis	1	3	3.0	3	0
<b>Jets</b>	<b>446</b>	<b>1,701</b>	<b>3.8</b>	<b>49</b>	<b>6</b>
<b>Opp.</b>	<b>517</b>	<b>2,156</b>	<b>4.2</b>	<b>32</b>	<b>14</b>

## RECEIVING

Player	No	Yds	Avg	Lg	TD
Cotchery	82	1,130	13.8	50	2
Coles	55	646	11.7	57t	6
Baker	41	409	10.0	22	3
Washington	36	213	5.9	18	0
B. Smith	32	325	10.2	29	2
Jones	28	217	7.8	25	1
McCareins	19	232	12.2	51	0
Wright	6	87	14.5	36	0
Kowalewski	5	18	3.6	6	1
Ryan	3	46	15.3	22	0
Pociask	1	7	7.0	7	0
Davis	1	3	3.0	3	0
Mangold	1	-3	-3.0	-3	0
<b>Jets</b>	<b>310</b>	<b>3,330</b>	<b>10.7</b>	<b>57t</b>	<b>15</b>
<b>Opp.</b>	<b>289</b>	<b>3,362</b>	<b>11.6</b>	<b>85t</b>	<b>18</b>

## INTERCEPTIONS

Player	No	Yds	Avg	Lg	TD
Rhodes	5	76	15.2	36	0
Revis	3	20	6.7	19	0
Poteat	2	11	5.5	11	0
Barton	1	1	1.0	1	0
Vilma	1	1	1.0	1	0
Coleman	1	1	1.0	1	0
Barrett	1	0	0.0	0	0
Dyson	1	0	0.0	0	0
<b>Jets</b>	<b>15</b>	<b>110</b>	<b>7.3</b>	<b>36</b>	<b>0</b>
<b>Opp.</b>	<b>19</b>	<b>196</b>	<b>10.3</b>	<b>50t</b>	<b>4</b>

## PUNTING

Player	No	Yds	Avg	Net	Tb	In	Lg	Blk
Graham	66	2,855	43.3	36.6	7	23	62	1
Kapinos	5	208	41.6	36.4	1	2	48	0
<b>Jets</b>	<b>71</b>	<b>3,063</b>	<b>42.5</b>	<b>36.6</b>	<b>8</b>	<b>25</b>	<b>62</b>	<b>1</b>
<b>Opp.</b>	<b>67</b>	<b>2,901</b>	<b>42.7</b>	<b>35.9</b>	<b>14</b>	<b>23</b>	<b>64</b>	<b>1</b>

## PUNT RETURNS

Player	No	FC	Yds	Avg	Lg	TD
Washington	20	14	183	9.2	33	0
<b>Jets</b>	<b>20</b>	<b>14</b>	<b>183</b>	<b>9.2</b>	<b>33</b>	<b>0</b>
<b>Opp.</b>	<b>32</b>	<b>13</b>	<b>268</b>	<b>8.4</b>	<b>32</b>	<b>0</b>

## PASSING

Player	Att	Cmp	Yards	Cmp%	Yds/Att	TD
Pennington	260	179	1,765	68.8%	6.8	10
Clemens	250	130	1,529	52.0%	6.1	5
Washington	1	1	36	100.0%	36.0	0
Smith	1	0	0	0.0%	0.0	0
<b>Jets</b>	<b>512</b>	<b>310</b>	<b>3,330</b>	<b>60.5%</b>	<b>6.5</b>	<b>15</b>
<b>Opp.</b>	<b>470</b>	<b>289</b>	<b>3,362</b>	<b>61.5%</b>	<b>7.2</b>	<b>18</b>

## SCORING

Player	TD	Ru	Pa	Rt	PAT	FG	2pt	TP
Nugent	0	0	0	0	23/24	29/36	0	110
Washington	6	3	0	3	-	-	1	38
Coles	6	0	6	0	-	-	0	36
Baker	3	0	3	0	-	-	0	18
Cotchery	2	0	2	0	-	-	0	12
B. Smith	2	0	2	0	-	-	0	12
Jones	2	1	1	0	-	-	0	12
Bowens	1	0	0	1	-	-	0	6
Pennington	1	1	0	0	-	-	0	6
Rhodes	1	0	0	1	-	-	0	6
Kowalewski	1	0	1	0	-	-	0	6
Clemens	1	1	0	0	-	-	0	6
<b>Jets</b>	<b>26</b>	<b>6</b>	<b>15</b>	<b>5</b>	<b>23/24</b>	<b>29/36</b>	<b>1</b>	<b>268</b>
<b>Opp.</b>	<b>38</b>	<b>14</b>	<b>18</b>	<b>6</b>	<b>36/36</b>	<b>29/32</b>	<b>2</b>	<b>355</b>

Two Point Conversions: Jets: 1/2, Opponents: 2/2.

## KICK RETURNS

Player	No	Yds	Avg	Lg	TD
Washington	47	1,291	27.5	98t	3
B. Smith	9	183	20.3	27	0
Cotchery	4	56	14.0	32	0
Bowens	3	30	10.0	17	0
Baker	3	18	6.0	10	0
Miller	2	48	24.0	26	0
Wright	2	31	15.5	28	0
McCareins	2	15	7.5	12	0
Ryan	1	18	18.0	18	0
Chatham	1	5	5.0	5	0
<b>Jets</b>	<b>74</b>	<b>1,695</b>	<b>22.9</b>	<b>98t</b>	<b>3</b>
<b>Opp.</b>	<b>51</b>	<b>1,270</b>	<b>24.9</b>	<b>108t</b>	<b>1</b>

## FIELD GOALS

Player	1-19	20-29	30-39	40-49	50+
Nugent	1/1	11/11	10/12	6/8	1/4
<b>Jets</b>	<b>1/1</b>	<b>11/11</b>	<b>10/12</b>	<b>6/8</b>	<b>1/4</b>
<b>Opp.</b>	<b>0/0</b>	<b>8/8</b>	<b>7/7</b>	<b>13/16</b>	<b>1/1</b>

Nugent: ()(50G,52N,21G)(21G)(37N)(42N,47G)  
(30G,44N,21G,30G)(24G,35G,43G)(27G)(29G,54N,30G)  
(25G,19G,28G,38G)(40G)(29G,40G,35G,26G)  
(35G,41G,38G,35G)(33G,35N)(51N)(27G,43G).

Opponents: (22G)(28G,46N,43G)(31G,39G) (46G) ()  
(22G,41N,41N,31G,25G)(20G)(30G,40G)(46G,  
40G,22G,40G,46G)(37G,33G,48G)(46G,27G)  
(53G,44G)(49G)(26G, 34G)(46G)(40G)

## USUAL STARTERS

Offense		Defense	
WR	W. Chrebet	LE	S. Ellis
LT	J. Fabiani	NT	S. Burton
LG	K. Jenkins	DT	S. Martin
C	K. Mawae	RE	J. Abraham
RG	R. Thomas	LLB	M. Lewis
RT	R. Young	MLB	M. Jones
TE	A. Becht	RLB	J. Farrior
WR	L. Coles	LCB	A. Glenn
QB	V. Testaverde	RCB	M. Coleman
RB	C. Martin	SS	V. Green
FB	R. Anderson	FS	D. Robinson

Player	Att	Cmp	Yards	Cmp%	Yds/Att	TD	TD%	Int	Int%	Lg	Sk/Yds	Rating
Pennington	260	179	1,765	68.8%	6.8	10	3.8%	9	3.5%	57t	26/178	86.1
Clemens	250	130	1,529	52.0%	6.1	5	2.0%	10	4.0%	56	27/138	60.9
Washington	1	1	36	100.0%	36.0	0	0.0%	0	0.0%	36	0/0	118.8
Smith	1	0	0	0.0%	0.0	0	0.0%	0	0.0%	0	0/0	39.6
<b>Jets</b>	<b>512</b>	<b>310</b>	<b>3,330</b>	<b>60.5%</b>	<b>6.5</b>	<b>15</b>	<b>2.9%</b>	<b>19</b>	<b>3.7%</b>	<b>57t</b>	<b>53/316</b>	<b>73.9</b>
<b>Opp.</b>	<b>470</b>	<b>289</b>	<b>3,362</b>	<b>61.5%</b>	<b>7.2</b>	<b>18</b>	<b>3.8%</b>	<b>15</b>	<b>3.2%</b>	<b>85t</b>	<b>29/208</b>	<b>82.6</b>

**Coaching Staff:** Sal Alosi, Head Strength & Conditioning; Mike Bloomgren, Quality Control-Offense; Bryan Cox, Assistant Defensive Line; Brian Daboll, Quarterbacks; Mike Devlin, Offensive Line; Andy Dickerson, Quality Control-Defense; Jerome Henderson, Assistant Secondary; Jim Herrmann, Linebackers; Mike Jones, Assistant Strength & Conditioning; Ben Kotwica, Quality Control-Defense/Assistant Special Teams; Rick Lyle, Assistant Strength & Conditioning; Mike MacIntyre, Secondary; Noel Mazzone, Wide Receivers; Jason Michael, Assistant Tight Ends; Dan Quinn, Defensive Line; Jimmy Raye, Running Backs; Brian Schottenheimer, Offensive Coordinator; Brian Smith, Quality Control-Offense; Bob Sutton, Defensive Coordinator; Mike Westhoff, Special Teams Coordinator; Tony Wise, Offensive Line

# NEW YORK JETS 2008 (9-7)

**Head Coach:** Eric Mangini

**Finish:** Third in AFC East

**Home Stadium:** The Meadowlands, East Rutherford, NJ

Date	W-L	Score	Opponents	Attendance
9/7	W	20-14	at Miami	65,589
9/14	L	10-19	New England	78,554
9/22	L	29-48	at San Diego	68,922
9/28	W	56-35	Arizona	78,222
10/12	W	26-14	Cincinnati	78,161
10/19	L	13-16	at Oakland	61,901
10/26	W	28-24	Kansas City	78,037
11/2	W	26-17	at Buffalo	71,827
11/9	W	47-3	St. Louis	78,073
11/13	W	34-31	at New England	68,756
11/23	W	34-13	at Tennessee	69,143
11/30	L	17-34	Denver	78,809
12/7	L	14-24	at San Francisco	67,782
12/14	W	31-27	Buffalo	78,548
12/21	L	3-13	at Seattle	68,181
12/28	L	17-24	Miami	79,454
12/30	W	13-10	Kansas City (OT)	76,737

## 2001 AFC EAST STANDINGS

Miami	11	5	0	.688
New England	11	5	0	.688
Jets	9	7	0	.563
Buffalo	7	9	0	.438

## SCORE BY QUARTER

Jets	102	137	55	108	3	405
Opp	60	117	75	101	3	356

## TEAM STATISTICS

	Jets	Opp.
Total First Downs	308	315
Rushing	94	86
Passing	186	209
Penalty	28	20
3rd Down: Made/Att	81/197	81/210
3rd Down Pct.	41.1%	38.6%
4th Down: Made/Att	9/16	13/18
4th Down Pct.	56.3%	72.2%
Possession Avg.	30:28	29:32
Total Net Yards	5307	5270
Avg. Per Game	331.7	329.4
Total Plays	981	1020
Avg. Per Play	5.4	5.2
Net Yards Rushing	2004	1518
Avg. Per Game	125.3	94.9
Total Rushes	422	407
Net Yards Passing	3303	3752
Avg. Per Game	206.4	234.5
Sacked/Yards Lost	30/213	41/253
Gross Yards	3516	4005
Attempts/Completions	529/347	572/368
Completion Pct.	65.6%	64.3%
Had Intercepted	23	14
Punts/Average	59/42.2	69/43.4
Net Punting Avg.	35.6	36.4
Penalties/Yards	77/569	93/663
Fumbles/Ball Lost	22/8	37/16
Touchdowns	48	40
Rushing	20	10
Passing	22	23
Returns	6	7

## RUSHING

Player	No	Yds	Avg	Lg	TD
T.Jones	290	1312	4.5	59t	13
L.Washington	76	448	5.9	61t	6
B.Smith	12	113	9.4	36	0
T.Richardson	10	65	6.5	16	0
B.Favre	21	43	2.0	27	1
L.Coles	2	9	4.5	6	0
J.Chatman	5	8	1.6	5	0
J.Cotchery	2	8	4.0	8	0
C.Stuckey	1	1	1.0	1	0
K.Clemens	3	-3	-1.0	-1	0
<b>Team</b>	<b>422</b>	<b>2004</b>	<b>4.7</b>	<b>61t</b>	<b>20</b>
<b>Opponents</b>	<b>407</b>	<b>1518</b>	<b>3.7</b>	<b>35</b>	<b>10</b>

## RECEIVING

Player	No	Yds	Avg	Lg	TD
J.Cotchery	71	858	12.1	56t	5
L.Coles	70	850	12.1	54	7
D.Keller	48	535	11.1	54	3
L.Washington	47	355	7.6	40	2
T.Jones	36	207	5.8	19	2
C.Stuckey	32	359	11.2	31	3
C.Baker	21	194	9.2	29	0
B.Smith	12	64	5.3	18	0
B.Franks	6	47	7.8	25	0
J.Chatman	2	5	2.5	3	0
D.Clowney	1	26	26.0	26	0
T.Richardson	1	4	4.0	4	0
A.Carroll	0	11	0	11	0
B.Favre	0	2	0	2	0
D.Revis	0	-1	0	-1	0
<b>Team</b>	<b>347</b>	<b>3516</b>	<b>10.1</b>	<b>56t</b>	<b>22</b>
<b>Opponents</b>	<b>368</b>	<b>4005</b>	<b>10.9</b>	<b>60</b>	<b>23</b>

## INTERCEPTIONS

Player	No	Yds	Avg	Lg	TD
D.Revis	5	38	7.6	32t	1
K.Rhodes	2	50	25.0	50	0
H.Poteat	2	47	23.5	41	0
A.Elam	1	92	92.0	92t	1
D.Barrett	1	25	25.0	25t	1
D.Bowens	1	24	24.0	24	0
E.Smith	1	6	6.0	6	0
D.Lowery	1	0	0.0	0	0
<b>Team</b>	<b>14</b>	<b>282</b>	<b>20.1</b>	<b>92t</b>	<b>3</b>
<b>Opponents</b>	<b>23</b>	<b>351</b>	<b>15.3</b>	<b>91t</b>	<b>4</b>

## PUNTING

Player	No	Yds	Avg	Net	Tb	In	Lg	Blk
R.Hodges	44	1884	42.8	35.5	5	14	61	1
B.Graham	14	606	43.3	36.1	0	2	56	0
<b>Team</b>	<b>58</b>	<b>2490</b>	<b>42.2</b>	<b>35.6</b>	<b>5</b>	<b>16</b>	<b>61</b>	<b>1</b>
<b>Opponents</b>	<b>69</b>	<b>2992</b>	<b>43.4</b>	<b>36.4</b>	<b>9</b>	<b>23</b>	<b>65</b>	<b>0</b>

## PUNT RETURNS

Player	No	FC	Yds	Avg	Lg	TD
L.Washington	29	9	303	10.4	37	0
<b>Team</b>	<b>29</b>	<b>9</b>	<b>303</b>	<b>10.4</b>	<b>37</b>	<b>0</b>
<b>Opponents</b>	<b>29</b>	<b>13</b>	<b>288</b>	<b>9.9</b>	<b>56</b>	<b>0</b>

## PASSING

Player	Att	Cmp	Yards	Cmp%	Yds/Att	TD	TD%	Int	Int%	Lg	Sk/Yds	Rating
B.Favre	522	343	3472	65.7%	6.7	22	4.2%	22	4.2%	56t	30/213	81.0
K.Clemens	5	3	26	60.0%	5.2	0	0.0%	1	20.0%	11	0/0	34.2
B.Smith	2	1	18	50.0%	9.0	0	0.0%	0	0.0%	18	0/0	81.3
<b>Team</b>	<b>529</b>	<b>347</b>	<b>3516</b>	<b>65.6%</b>	<b>6.6</b>	<b>22</b>	<b>4.2%</b>	<b>23</b>	<b>4.3%</b>	<b>56t</b>	<b>30/213</b>	<b>80.2</b>
<b>Opponents</b>	<b>572</b>	<b>368</b>	<b>4005</b>	<b>64.3%</b>	<b>7.0</b>	<b>23</b>	<b>4.0%</b>	<b>14</b>	<b>2.4%</b>	<b>60</b>	<b>41/253</b>	<b>88.1</b>

## SCORING

Player	TD	Ru	Pa	Rt	PAT	FG	2pt	TP
Feely	0	0	0	0	39/39	24/28	0	111
Jones	15	13	2	0	0/0	0/0	0	90
Washington	9	6	2	1	0/0	0/0	1	56
Coles	7	0	7	0	0/0	0/0	0	42
Cotchery	5	0	5	0	0/0	0/0	1	32
Stuckey	3	0	3	0	0/0	0/0	0	18
Keller	3	0	3	0	0/0	0/0	0	18
Revis	1	0	0	1	0/0	0/0	0	6
Elam	1	0	0	1	0/0	0/0	0	6
Pace	1	0	0	1	0/0	0/0	0	6
Barrett	1	0	0	1	0/0	0/0	0	6
Ellis	1	0	0	1	0/0	0/0	0	6
Favre	1	1	0	0	0/0	0/0	0	6
Nugent	0	0	0	0	2/2	0/1	0	2
<b>Team</b>	<b>48</b>	<b>20</b>	<b>22</b>	<b>6</b>	<b>41/41</b>	<b>24/29</b>	<b>2</b>	<b>405</b>
<b>Opponents</b>	<b>40</b>	<b>10</b>	<b>23</b>	<b>7</b>	<b>37/37</b>	<b>25/28</b>	<b>2</b>	<b>356</b>

## KICK RETURNS

Player	No	Yds	Avg	Lg	TD
L.Washington	48	1231	25.6	94	1
B.Smith	4	39	9.8	26	0
D.Bowens	4	37	9.3	14	0
J.Cotchery	1	54	54.0	54	0
J.Miller	1	22	22.0	22	0
R.Turner	1	9	9.0	9	0
D.Keller	1	9	9.0	9	0
B.Franks	1	6	6.0	6	0
<b>Team</b>	<b>61</b>	<b>1407</b>	<b>23.1</b>	<b>94</b>	<b>1</b>
<b>Opponents</b>	<b>73</b>	<b>1568</b>	<b>21.5</b>	<b>44</b>	<b>0</b>

## FIELD GOALS

Player	1-19	20-29	30-39	40-49	50+
J.Feely	0/0	9/9	9/12	4/5	2/2
M.Nugent	0/0	0/0	0/1	0/0	0/0
<b>Team</b>	<b>0/0</b>	<b>9/9</b>	<b>9/13</b>	<b>4/5</b>	<b>2/2</b>
<b>Opponents</b>	<b>0/0</b>	<b>5/5</b>	<b>11/12</b>	<b>7/9</b>	<b>2/2</b>

Nugent: (32WR) Feely: (31WR,21G)(32G)  
(20G,30G,44WL)(38G,43G) (40G,52G)(36WL)  
(37G,26G,37WL,20G,31G)(22G,49G,46G,55G)(22G,34G)  
(20G, 30G)(30G)(31G)(20G)(28G)

OPPONENTS: ()(21G,37G,28G,27G)(36G,49G)(37B)  
(29G,40RU,37G,57G)(30G) (53G,43WL)(37G)  
(42G,312G,47G)(43G,49G)(25G,35G)(32G)(34G,48G)  
(31G,38G) (48G)

## USUAL STARTERS

	Offense	Defense
WR	L. Coles	DE S. Ellis
LT	D. Ferguson	NT K. Jenkins
LG	A. Faneca	DE K. Coleman
C	N. Mangold	OLB K. Pace
RG	B. Moore	ILB E. Barton
RT	D. Woody	ILB D. Harris
TE	C. Baker	OLB B. Thomas
WR	J. Cotchery	CB D. Revis
RB	T. Jones	CB D. Lowery
FB	T. Richardson	S K. Rhodes
QB	B. Favre	S A. Elam/E. Smith

**Pro Bowl:** LG Alan Faneca, QB Brett Favre, DT Kris Jenkins, RB Thomas Jones, C Nick Mangold, CB Darrelle Revis, KR Leon Washington

**Coaching Staff:** Sal Alosi, Head Strength & Conditioning; Bill Callahan, Assistant Head Coach/Offensive Line; Mike Bloomgren, Quality Control-Offense; Bryan Cox, Asst. Defensive Line; Brian Daboll, Quarterbacks; Mike Devlin, Tight Ends/Asst. Offensive Line; Andy Dickerson, Quality Control-Defense; Jerome Henderson, Defensive Backs; Jim Herrmann, Linebackers; Mike Jones, Asst. Strength & Conditioning; Ben Kotwica, Quality Control - Defense/Special Teams; Rick Lyle, Asst. Strength & Conditioning/Nutrition Coordinator; Noel Mazzone, Wide Receivers; Kevin O'Dea, Special Teams Coordinator; Dan Quinn, Defensive Line; Jimmy Raye, Running Backs; Brian Schottenheimer, Offensive Coordinator; Brian Smith, Quality Control-Offense; Bob Sutton, Defensive Coordinator; Mike Westhoff, Special Teams.

# NEW YORK JETS 2009 (9-7)

**Head Coach:** Rex Ryan

**Finish:** Second in AFC East

**Home Stadium:** The Meadowlands, East Rutherford, NJ

Date	W-L	Score	Opponents	Attendance
9/13	W	24-7	at Houston	70,118
9/20	W	16-9	New England	78,312
9/27	W	24-17	Tennessee	75,863
10/4	L	10-24	at New Orleans	70,009
10/12	L	27-31	at Miami	69,767
10/18	L	13-16 OT	Buffalo	76,048
10/25	W	38-0	at Oakland	39,354
11/1	L	25-30	Miami	77,531
11/15	L	22-24	Jacksonville	76,313
11/22	L	14-31	at New England	68,756
11/29	W	17-6	Carolina	76,381
12/3	W	19-13	at Buffalo (TOR)	51,567
12/13	W	26-3	at Tampa Bay	62,731
12/20	L	7-10	Atlanta	76,866
12/27	W	29-15	at Indianapolis	67,222
1/3	W	37-0	Cincinnati	79,106

## POSTSEASON

1/9	W	24-14	at Cincinnati	63,686
1/17	W	17-14	at San Diego	69,498
1/24	L	17-30	at Indianapolis	67,650

## 2001 AFC EAST STANDINGS

New England	10	6	0	.625
Jets	9	7	0	.563
Miami	7	9	0	.438
Buffalo	6	10	0	.375

## SCORE BY QUARTER

Jets	81	108	79	80	0	348
Opp.	52	70	47	64	3	236

## TEAM STATISTICS

Total First Downs	Jets 280	Opp. 237
By Rushing	132	87
By Passing	131	128
By Penalty	17	22
Third Down: Md/Att.	86/232	69/219
Third Down: Eff.	37.1	31.5
Fourth Down: Made/Att	15/20	7/19
Fourth Down: Pct.	75.0	36.8
Total Net Yards	5,136	4,037
Avg. per Game	321.0	252.3
Total Offensive Plays	1,030	953
Avg. per Play	5.0	4.2
Net Yards Rushing	2,756	1,578
Total Rushing Plays	607	420
Avg. per Rush	5.0	4.2
Avg. per Game	172.3	98.6
Net Yards Passing	2,380	2,459
Avg. per Game	148.8	153.7
Sacked/Yards Lost	30/216	32/245
Gross Yards Passing	2,596	2,704
Att./Completions	393/210	501/259
Completion Pct.	53.4	51.7
Had Intercepted	21	17
Punts/Avg.	80/42.0	99/43.2
Net Punting Avg.	80/36.7	99/37.2
Penalties/Yards	88/677	87/680
Fumbles/Lost	24/9	22/14
Touchdowns	37	26
Rushing	21	11
Passing	12	8
Returns	4	7

## RUSHING

Player	No	Yds	Avg	Lg	TD
Jones	331	1402	4.2	71t	14
Greene	108	540	5.0	33t	2
Washington	72	331	4.6	33	0
B. Smith	18	207	11.5	57	1
Sanchez	36	106	2.9	14t	3
Woodhead	15	64	4.3	16	0
Richardson	7	48	6.9	19	0
Weatherford	2	42	21.0	26	0
Cotchery	2	7	3.5	6t	1
Keller	1	7	7.0	7	0
Clemens	12	1	0.1	6	0
Clowney	3	1	0.3	13	0
<b>Team</b>	<b>607</b>	<b>2,756</b>	<b>4.5</b>	<b>71t</b>	<b>21</b>
<b>Opponents</b>	<b>420</b>	<b>1,578</b>	<b>3.8</b>	<b>35</b>	<b>11</b>

## RECEIVING

Player	No	Yds	Avg	Lg	TD
Cotchery	57	821	14.4	53	3
Keller	45	522	11.6	40	2
Edwards	35	541	15.5	65t	4
Washington	15	131	8.7	33	0
Clowney	14	191	13.6	53	1
Stuckey	11	120	10.9	30t	1
Jones	10	58	5.8	28	0
Woodhead	8	87	10.9	24	0
Smith	7	63	9.0	19	0
Richardson	3	10	3.3	5	0
Wright	2	21	10.5	14	0
Smith	1	27	27.0	27	0
Hartsock	1	2	2.0	2t	1
Mulligan	1	2	2.0	2	0
Greene	0	0	0	0	0
Hunter	0	0	0	0	0
<b>Team</b>	<b>210</b>	<b>2596</b>	<b>12.4</b>	<b>65t</b>	<b>12</b>
<b>Opponents</b>	<b>259</b>	<b>2704</b>	<b>10.4</b>	<b>59</b>	<b>8</b>

## INTERCEPTIONS

Player	No	Yds	Avg	Lg	TD
Revis	6	121	20.2	67t	1
Lowery	3	41	13.7	34	0
Rhodes	3	17	5.7	11	0
Harris	2	24	12.0	14	0
Leonhard	1	44	44.0	44	0
Sheppard	1	0	0.0	0	0
Smith	1	0	0.0	0	0
<b>Team</b>	<b>17</b>	<b>247</b>	<b>14.5</b>	<b>67t</b>	<b>1</b>
<b>Opponents</b>	<b>21</b>	<b>309</b>	<b>14.7</b>	<b>99t</b>	<b>2</b>

## PUNTING

Player	No	Yds	Avg	Net	Tb	In	Lg	Blk
Weatherford	80	3357	42.0	36.7	9	25	66	0
<b>Team</b>	<b>80</b>	<b>3357</b>	<b>42.0</b>	<b>36.7</b>	<b>9</b>	<b>25</b>	<b>66</b>	<b>0</b>
<b>Opponents</b>	<b>98</b>	<b>4277</b>	<b>43.2</b>	<b>37.2</b>	<b>7</b>	<b>25</b>	<b>66</b>	<b>1</b>

## PUNT RETURNS

Player	No	FC	Yds	Avg	Lg	TD
Cotchery	23	12	236	10.3	31	0
Leonhard	21	13	173	8.2	37	0
Smith	2	0	27	13.5	21	0
Washington	2	1	16	8.0	12	0
Revis	2	0	5	2.5	3	0
<b>Team</b>	<b>50</b>	<b>26</b>	<b>457</b>	<b>9.1</b>	<b>37</b>	<b>0</b>
<b>Opponents</b>	<b>27</b>	<b>26</b>	<b>238</b>	<b>8.8</b>	<b>40</b>	<b>0</b>

## PASSING

Player	Att	Cmp	Yards	Cmp%	Yds/Att	TD	TD%	Int	Int%	Lg	Sk/Yds	Rating
M. Sanchez	364	196	2444	53.8%	6.7	12	3.3%	20	5.5%	65t	26/195	63.0
K. Clemens	26	13	125	50.0%	4.8	0	0.0%	0	0.0%	26	4/21	63.8
B. Smith	1	1	27	100.0%	27.0	0	0.0%	0	0.0%	27	0/0	118.8
B. Edwards	1	0	0	0.0%	0.0	0	0.0%	0	0.0%	0	0/0	39.6
S. Weatherford	1	0	0	0.0%	0.0	0	0.0%	1	100.0%	0	0/0	0.0
<b>Team</b>	<b>393</b>	<b>210</b>	<b>2596</b>	<b>53.4%</b>	<b>6.6</b>	<b>12</b>	<b>3.1%</b>	<b>21</b>	<b>5.3%</b>	<b>65t</b>	<b>30/216</b>	<b>62.0</b>
<b>Opponents</b>	<b>501</b>	<b>259</b>	<b>2704</b>	<b>51.7%</b>	<b>5.4</b>	<b>8</b>	<b>1.6%</b>	<b>17</b>	<b>3.4%</b>	<b>59</b>	<b>32/245</b>	<b>58.8</b>

## SCORING

Player	TD	Ru	Pa	Rt	PAT	FG	2pt	TP
J. Feely	0	0	0	0	32/32	30/36	0	122
T. Jones	14	14	0	0	0/0	0/0	0	84
B. Edwards	4	0	4	0	0/0	0/0	1	26
J. Cotchery	4	1	3	0	0/0	0/0	0	24
B. Smith	3	1	0	2	0/0	0/0	0	18
M. Sanchez	3	3	0	0	0/0	0/0	0	18
D. Keller	2	0	2	0	0/0	0/0	1	14
S. Greene	2	2	0	0	0/0	0/0	0	12
D. Revis	1	0	0	1	0/0	0/0	0	6
D. Clowney	1	0	1	0	0/0	0/0	0	6
C. Stuckey	1	0	1	0	0/0	0/0	0	6
B. Hartsock	1	0	1	0	0/0	0/0	0	6
M. Douglas	1	0	0	1	0/0	0/0	0	6
<b>Team</b>	<b>37</b>	<b>21</b>	<b>12</b>	<b>4</b>	<b>32/32</b>	<b>30/36</b>	<b>2</b>	<b>348</b>
<b>Opponents</b>	<b>26</b>	<b>11</b>	<b>8</b>	<b>7</b>	<b>23/24</b>	<b>19/23</b>	<b>0</b>	<b>236</b>

Two Point Conversions: Jets 2-5, Opponents 0-2

## KICK RETURNS

Player	No	Yds	Avg	Lg	TD
L. Washington	16	385	24.1	43	0
B. Smith	10	310	31.0	106t	1
D. Lowery	5	128	25.6	44	0
J. Miller	5	115	23.0	27	0
D. Clowney	3	81	27.0	37	0
J. Cotchery	1	17	17.0	17	0
D. Woodhead	1	16	16.0	16	0
E. Smith	1	9	9.0	9	0
J. Leonhard	1	7	7.0	7	0
R. Turner	1	6	6.0	6	0
<b>Team</b>	<b>44</b>	<b>1074</b>	<b>24.4</b>	<b>106t</b>	<b>1</b>
<b>Opponents</b>	<b>70</b>	<b>1685</b>	<b>24.1</b>	<b>101t</b>	<b>2</b>

## FIELD GOALS

Player	1-19	20-29	30-39	40-49	50+
J. Feely	0/0	6/6	12/15	11/14	1/1
<b>Team</b>	<b>0/0</b>	<b>6/6</b>	<b>12/15</b>	<b>11/14</b>	<b>1/1</b>
<b>Opponents</b>	<b>0/0</b>	<b>8/8</b>	<b>5/5</b>	<b>6/10</b>	<b>0/0</b>

Feely: (24G)(33G,24G,39G)(30G)(38G)(40G,43G)(23G,41G,44N)(39G,38N)(23G,55G)(32G,37G,40G)(48N,47G)(38G,49G,31G,37G)(40G,24G,49G,49G,49N)(38N,37B)(35G,43G)(20G,39G,40G)

OPPONENTS: (45G,25G,29G)(38G)(34G)(35G)(33G,25G,46N,47G)(48G)(49N,21G)(26G,40N)(40G,28G)(49G,32G)(43G)(24G,48N)(22G)(0)

## USUAL STARTERS

	Offense	Defense
WR	B. Edwards	End S. Ellis
LT	D. Ferguson	NT S. Pouha
LG	A. Faneca	Tackle M. Douglas
C	N. Mangold	OLB B. Thomas
RG	B. Moore	WILL B. Scott
RT	D. Woody	MIKE D. Harris
TE	D. Keller	OLB C. Pace
WR	J. Cotchery	CB D. Revis
QB	M. Sanchez	CB L. Sheppard
RB	T. Jones	S K. Rhodes
FB	T. Richardson	S J. Leonhard

**Pro Bowl:** LG Alan Faneca, LT D'Brickshaw Ferguson, C Nick Mangold, CB Darrelle Revis

**Coaching Staff:** Mike Pettine, Defensive Coordinator; Brian Schottenheimer, Offensive Coordinator; Mike Westhoff, Special teams coordinator; Sal Alosi, Head strength & Conditioning; Mike Bloomgren, Offensive Assistant; Bill Callahan, Assistant Head Coach/Offensive Line; Matt Cavanaugh, Quarterbacks; Ryan Cizik, Assistant Strength & Conditioning; Mike Devlin, tight ends/Assistant Offensive Line; Henry Ellard, Wide Receivers; Ben Kotwica, Assistant Special Teams; Anthony Lynn, running backs; Jim O'Neil, Quality Control - Defense; Bob Sutton, senior defensive Assistant/Linebackers; Kyle Thorne, Assistant Strength & Conditioning; Dennis Thurman, Defensive Backs; Jeff Weeks, Defensive Assistant

YEAR-BY-YEAR RESULTS 2009



# NEW YORK JETS 2010 (11-5)

**Head Coach:** Rex Ryan

**Finish:** Second in AFC East

**Home:** New Meadowlands Stadium, East Rutherford, NJ

Date	W-L	Score	Opponents	Attendance
9/13	L	9-10	Baltimore	78,127
9/19	W	28-14	New England	78,535
9/26	W	31-23	at Miami	70,481
10/3	W	38-14	at Buffalo	69,262
10/11	W	29-20	Minnesota	77,909
10/17	W	24-20	at Denver	75,982
10/31	L	0-9	Green Bay	78,484
11/7	W	23-20 OT	at Detroit	57,799
11/14	W	26-20 OT	at Cleveland	67,449
11/21	W	30-27	Houston	78,843
11/25	W	26-10	Cincinnati	78,903
12/6	L	3-45	at New England	68,756
12/12	L	6-10	Miami	78,948
12/19	W	22-17	at Pittsburgh	62,568
12/26	L	34-38	at Chicago	62,310
1/2	W	38-7	Buffalo	79,019

## POSTSEASON

1/8	W	17-16	at Indianapolis	65,332
1/16	W	28-21	at New England	68,756
1/23	L	19-24	at Pittsburgh	66,662

## 2010 AFC EAST STANDINGS

New England	14	2	0	.875
Jets	11	5	0	.688
Miami	7	9	0	.438
Buffalo	4	12	0	.250

## SCORE BY QUARTER

Jets	36	127	90	105	9	367
Opp.	57	89	75	83	0	304

## TEAM STATISTICS

Total First Downs	Jets 307	Opp. 272
By Rushing	118	169
By Passing	171	169
By Penalty	18	33
Third Down: Md/Att.	93/235	81/219
Third Down: Eff.	39.6	37.0
Fourth Down: Made/Att	5/14	4/6
Fourth Down: Pct.	35.7	66.7
Total Net Yards	5,616	4,664
Avg. per Game	351.0	291.5
Total Offensive Plays	1,087	979
Avg. per Play	5.2	4.8
Net Yards Rushing	2,374	1,454
Total Rushing Plays	534	408
Avg. per Rush	4.4	3.6
Avg. per Game	148.4	90.9
Net Yards Passing	3,242	3,210
Avg. per Game	202.6	200.6
Sacked/Yards Lost	28/178	40/244
Gross Yards Passing	3,420	3,454
Att./Completions	525/288	531/269
Completion Pct.	54.9	50.7
Had Intercepted	14	12
Punts/Avg.	84/42.6	97/45.2
Net Punting Avg.	38.1	39.0
Penalties/Yards	103/934	74/679
Fumbles/Lost	23/7	25/18
Touchdowns	39	36
Rushing	14	11
Passing	20	24
Returns	5	1

## RUSHING

Player	No	Yds	Avg	Lg	TD
Tomlinson	219	914	4.2	31	6
Greene	185	766	4.1	23t	2
Smith	38	299	7.9	53t	1
McKnight	39	189	4.8	18	0
Sanchez	30	105	3.5	20	3
Conner	8	44	5.5	16t	1
Holmes	2	17	8.5	14	0
Weatherford	1	17	17.0	17	0
Richardson	5	13	2.6	4	0
Clemens	2	9	4.5	10t	1
Edwards	1	4	4.0	4	0
Cotchery	4	-3	-0.8	4	0
<b>Team</b>	<b>534</b>	<b>2374</b>	<b>4.4</b>	<b>53t</b>	<b>14</b>
<b>Opponents</b>	<b>408</b>	<b>1454</b>	<b>3.6</b>	<b>32</b>	<b>11</b>

## RECEIVING

Player	No	Yds	Avg	Lg	TD
Keller	55	687	12.5	41	5
Edwards	53	904	17.1	74t	7
Holmes	52	746	14.3	52	6
Tomlinson	52	368	7.1	21	0
Cotchery	41	433	10.6	49	2
Greene	16	120	7.5	15	0
Richardson	5	31	6.2	14	0
Smith	4	44	11.0	23	0
McKnight	3	20	6.7	9	0
Turner	2	26	13.0	21	0
Conner	2	9	4.5	7	0
Clowney	1	22	22.0	22	0
Hartsock	1	7	7.0	7	0
Cumberland	1	3	3.0	3	0
Mulligan	0	0	0	0	0
<b>Team</b>	<b>288</b>	<b>3420</b>	<b>11.9</b>	<b>74t</b>	<b>20</b>
<b>Opponents</b>	<b>269</b>	<b>3454</b>	<b>12.8</b>	<b>50</b>	<b>24</b>

## INTERCEPTIONS

Player	No	Yds	Avg	Lg	TD
Lowery	3	87	29.0	41	2
Cromartie	3	75	25.0	66	0
Cole	2	49	24.5	35t	1
Leonhard	1	2	2.0	2	0
Pace	1	1	1.0	1	0
Pool	1	0	0.0	0	0
Coleman	1	0	0.0	0	0
<b>Team</b>	<b>12</b>	<b>214</b>	<b>17.8</b>	<b>66</b>	<b>3</b>
<b>Opponents</b>	<b>14</b>	<b>134</b>	<b>9.6</b>	<b>37t</b>	<b>1</b>

## PUNTING

Player	No	Yds	Avg	Net	Tb	In	Lg	Blk
Weatherford	84	3581	42.6	38.1	4	42	61	0
<b>Team</b>	<b>84</b>	<b>3581</b>	<b>42.6</b>	<b>38.1</b>	<b>4</b>	<b>42</b>	<b>61</b>	<b>0</b>
<b>Opponents</b>	<b>96</b>	<b>4388</b>	<b>45.2</b>	<b>39.0</b>	<b>4</b>	<b>26</b>	<b>69</b>	<b>1</b>

## PUNT RETURNS

Player	No	FC	Yds	Avg	Lg	TD
Leonhard	21	19	238	11.3	32	0
Wilson	15	2	111	7.4	18	0
Cotchery	8	4	66	8.3	19	0
Cromartie	5	0	36	7.2	16	0
Holmes	4	0	40	10.0	14	0
McKnight	2	0	43	21.5	25	0
Cole	1	0	-5	-5.0	-5	0
<b>Team</b>	<b>56</b>	<b>25</b>	<b>529</b>	<b>9.4</b>	<b>32</b>	<b>0</b>
<b>Opponents</b>	<b>27</b>	<b>27</b>	<b>299</b>	<b>11.1</b>	<b>38</b>	<b>0</b>

## PASSING

Player	Att	Cmp	Yards	Cmp%	Yds/Att	TD	TD%	Int	Int%	Lg	Sk/Yds	Rating
M.Sanchez	507	278	3291	54.8%	6.5	17	3.4%	13	2.6%	74t	27/171	75.3
M.Brunell	13	7	117	53.8%	9.0	2	15.4%	1	7.7%	52t	1/7	92.0
B.Smith	3	2	6	66.7%	2.0	1	33.3%	0	0.0%	3t	0/0	109.7
K.Clemens	2	1	6	50.0%	3.0	0	0.0%	0	0.0%	6	0/0	56.3
<b>Team</b>	<b>525</b>	<b>288</b>	<b>3420</b>	<b>54.9%</b>	<b>6.5</b>	<b>20</b>	<b>3.8%</b>	<b>14</b>	<b>2.7%</b>	<b>74t</b>	<b>28/178</b>	<b>76.5</b>
<b>Opponents</b>	<b>531</b>	<b>269</b>	<b>3454</b>	<b>50.7%</b>	<b>6.5</b>	<b>24</b>	<b>4.5%</b>	<b>12</b>	<b>2.3%</b>	<b>50</b>	<b>40/244</b>	<b>77.0</b>

## SCORING

Player	TD	Ru	Pa	Rt	PAT	FG	2pt	TP
Folk	0	0	0	0	37/37	30/39	0	127
Edwards	7	0	7	0	0/0	0/0	1	44
Holmes	6	0	6	0	0/0	0/0	0	36
Tomlinson	6	6	0	0	0/0	0/0	0	36
Keller	5	0	5	0	0/0	0/0	0	30
Sanchez	3	3	0	0	0/0	0/0	0	18
Smith	3	1	0	2	0/0	0/0	0	18
Cotchery	2	0	2	0	0/0	0/0	0	12
Greene	2	2	0	0	0/0	0/0	0	12
Lowery	2	0	0	2	0/0	0/0	0	12
Conner	1	1	0	0	0/0	0/0	0	6
Cole	1	0	0	1	0/0	0/0	0	6
Clemens	1	1	0	0	0/0	0/0	0	6
Pryce	0	0	0	0	0/0	0/0	0	2
Taylor	0	0	0	0	0/0	0/0	0	2
<b>Team</b>	<b>39</b>	<b>14</b>	<b>20</b>	<b>5</b>	<b>37/37</b>	<b>30/39</b>	<b>1</b>	<b>367</b>
<b>Opponents</b>	<b>36</b>	<b>11</b>	<b>24</b>	<b>1</b>	<b>34/35</b>	<b>18/23</b>	<b>0</b>	<b>304</b>

Two Point Conversions: Jets 1-1, Opponents 0-1

## KICK RETURNS

Player	No	Yds	Avg	Lg	TD
Smith	50	1432	28.6	97t	2
McKnight	3	60	20.0	28	0
Conner	3	35	11.7	18	0
Lowery	2	26	13.0	14	0
Wilson	2	22	11.0	15	0
Turner	1	11	11.0	11	0
Mulligan	1	8	8.0	8	0
Cromartie	1	-6	-6.0	-6	0
<b>Team</b>	<b>63</b>	<b>1588</b>	<b>25.2</b>	<b>97t</b>	<b>2</b>
<b>Opponents</b>	<b>73</b>	<b>1428</b>	<b>19.6</b>	<b>44</b>	<b>0</b>

## FIELD GOALS

Player	1-19	20-29	30-39	40-49	50+
N.Folk	1/1	10/11	14/16	3/6	2/5
<b>Team</b>	<b>1/1</b>	<b>10/11</b>	<b>14/16</b>	<b>3/6</b>	<b>2/5</b>
<b>Opponents</b>	<b>0/0</b>	<b>6/7</b>	<b>3/5</b>	<b>7/9</b>	<b>2/2</b>

Folk:(23G,28G,48G)(49G,36G)(61B,30G)(30N,19G)  
 (25G,53G,22G,34G,31G)(56G)(37N)(31G,36G,30G)  
 (27G,48N,24N,25G,47N)(37G,33G,53N,30G)(27G,44N)  
 (53N,39G)(35G,42G)(25G,34G)(26G,34G)(28G)  
 OPP: (25G)(37N)(44G,20G,50G)(0)(59G,49N,48G)  
 (20G,45N,41G,40G)(0)(34G,23G)(38G,22G)(27N,28G)  
 (41G)(47G)(42G)(37G,35N)(0)

## USUAL STARTERS

Offense				Defense			
WR	B. Edwards	End	S. Ellis	WR	B. Edwards	End	S. Ellis
LT	D. Ferguson	NT	S. Pouha	LT	D. Ferguson	NT	S. Pouha
LG	M. Slauson	Tackle	M. DeVito	LG	M. Slauson	Tackle	M. DeVito
C	N. Mangold	OLB	B. Thomas	C	N. Mangold	OLB	B. Thomas
RG	B. Moore	WILL	B. Scott	RG	B. Moore	WILL	B. Scott
RT	D. Woody	MIKE	D. Harris	RT	D. Woody	MIKE	D. Harris
TE	D. Keller	OLB	C. Pace	TE	D. Keller	OLB	C. Pace
WR	S. Holmes	CB	D. Revis	WR	S. Holmes	CB	D. Revis
QB	M. Sanchez	CB	A. Cromartie	QB	M. Sanchez	CB	A. Cromartie
RB	L. Tomlinson	S	B. Pool	RB	L. Tomlinson	S	B. Pool
FB	T. Richardson	S	J. Leonhard	FB	T. Richardson	S	J. Leonhard

**Pro Bowl:** LT D'Brickshaw Ferguson, C Nick Mangold, CB Darrelle Revis

**Coaching Staff:** Mike Pettine, Defensive Coordinator; Brian Schottenheimer, Offensive Coordinator; Mike Westhoff, Special Teams Coordinator; Sal Alosi, Head Strength & Conditioning; Mike Bloomgren, Assistant Offensive Coordinator; Bill Callahan, Assistant Head Coach/Offensive Line; Mark Carrier, Defensive Line; Matt Cavanaugh, Quarterbacks; Mike Devlin, Tight Ends/Assistant Offensive Line; Henry Ellard, Wide Receivers; Ben Kotwica, Assistant Special Teams; Anthony Lynn, Running Backs; Jim O'Neil, Assistant Defensive Backs; Bob Sutton, Senior Defensive Assistant/Linebackers; Dennis Thurman, Defensive Backs; Jeff Weeks, Outside Linebackers

# PRESEASON RESULTS

## 1960: 1-4

8/6	Los Angeles Chargers	L	7-27	Los Angeles, CA
8/13	Oakland Raiders	L	17-23	Sacramento, CA
8/20	Dallas Texans	L	14-38	Abilene, TX
8/26	Houston Oilers	L	14-30	Mobile, AL
9/4	Buffalo Bills	W	52-31	Buffalo, NY

## 1961: 1-3

8/5	Dallas Texans	L	28-39	Dallas, TX
8/10	Boston Patriots	L	3-14	Boston, MA
8/19	Boston Patriots	W	17-7	Philadelphia, PA
8/25	Houston Oilers	L	20-30	Greenville, SC

## 1962: 0-4

8/4	Houston Oilers	L	27-33	Houston, TX
8/12	Buffalo Bills	L	10-20	New Haven, CT
8/25	Boston Patriots	L	10-17	Lowell, MA
9/1	San Diego Chargers	L	9-14	San Diego, CA

## 1963: 1-3

8/9	Houston Oilers	L	0-17	Shreveport, LA
8/16	Buffalo Bills	L	8-23	Buffalo, NY
8/23	Oakland Raiders	L	16-43	Oakland, CA
9/1	Boston Patriots	W	22-20	New Brunswick, NJ

## 1964: 4-1

8/8	Buffalo Bills	L	13-26	Tampa, FL
8/15	Boston Patriots	W	23-7	Lowell, MA
8/22	Boston Patriots	W	21-20	New Brunswick, NJ
8/29	San Diego Chargers	W	34-6	Atlanta, GA
9/5	Buffalo Bills	W	19-17	Kingston, PA

## 1965: 2-3

8/7	Houston Oilers	L	16-21	Alexandria, VA
8/7	Boston Patriots	W	26-16	Allentown, PA
8/21	Buffalo Bills	L	14-30	New Brunswick, NJ
8/28	Boston Patriots	W	17-0	Norfolk, VA
9/2	Buffalo Bills	L	10-31	Buffalo, NY

## 1966: 4-0

8/13	Houston Oilers	W	16-10	Birmingham, AL
8/20	Miami Dolphins	W	31-14	Jacksonville, FL
8/27	Buffalo Bills	W	34-17	Allentown, PA
9/1	Boston Patriots	W	41-3	Mobile, AL

## 1967: 2-3

8/4	Boston Patriots	W	55-13	Bridgeport, CT
8/12	Kansas City Chiefs	L	17-30	Birmingham, AL
8/19	Philadelphia Eagles	L	19-34	Cincinnati, OH
8/26	Houston Oilers	W	13-7	Charlotte, NC
8/31	Buffalo Bills	L	10-31	Buffalo, NY

## 1968: 3-2

8/12	Houston Oilers	L	14-28	Houston, TX
8/17	Boston Patriots	W	25-6	Richmond, VA
8/24	Atlanta Falcons	W	27-12	Birmingham, AL
8/30	Cincinnati Bengals	L	9-13	Memphis, TN
9/7	Detroit Lions	W	9-6	Cleveland, OH

## 1969: 3-3

8/1	College All-Stars	W	26-24	Chicago, IL
8/9	St. Louis Cardinals	L	6-13	St. Louis, MO
8/17	at Giants	W	37-14	New Haven, CT
8/25	Oakland Raiders	L	6-24	Oakland, CA
8/30	Minnesota Vikings	W	24-21	Winston-Salem, NC
9/6	Dallas Cowboys	L	9-25	Dallas, TX

## 1970: 3-3

8/8	Buffalo Bills	W	33-10	Birmingham, AL
8/15	Atlanta Falcons	L	14-20	Winston-Salem, NC
8/23	at Giants	L	24-28	New Haven, CT
8/30	Minnesota Vikings	L	21-52	Bloomington, MN
9/5	New Orleans Saints	W	27-14	New Orleans, LA
9/13	Dallas Cowboys	W	29-21	Dallas, TX

## 1971: 2-4

8/7	Detroit Lions	L	24-28	Tampa, FL
8/14	Oakland Raiders	L	20-14	Oakland, CA
8/22	at Giants	W	27-14	New Haven, CT
8/30	Kansas City Chiefs	L	16-21	Kansas City, MO
9/4	Pittsburgh Steelers	L	21-35	Cleveland, OH
9/10	New England Patriots	W	38-9	Memphis, TN

## 1972: 2-2-2

8/5	San Francisco 49ers	W	17-10	Jacksonville, FL
8/12	Pittsburgh Steelers	L	3-22	Seattle, WA
8/20	at Giants	T	31-31	New Haven, CT
8/26	Dallas Cowboys	L	27-34	Dallas, TX
9/2	Atlanta Falcons	W	9-3	Atlanta, GA
9/9	San Diego Chargers	T	20-20	San Diego, CA

## 1973: 4-2

8/3	Houston Oilers	W	16-13	Houston, TX
8/11	San Francisco 49ers	W	34-14	Tampa, FL
8/19	at Giants	L	30-45	New Haven, CT
8/25	St. Louis Cardinals	L	10-13	St. Louis, MO
9/1	New Orleans Saints	W	28-17	New Orleans, LA
9/8	Philadelphia Eagles	W	16-13	Tampa, FL

## 1974: 2-4

8/3	Denver Broncos	W	41-19	Denver, CO
8/10	San Diego Chargers	L	14-20 (OT)	San Diego, CA
8/17	at Giants	L	13-21	New Haven, CT
8/23	St. Louis Cardinals	W	20-7	St. Louis, MO
8/31	New Orleans Saints	L	7-24	New Orleans, LA
9/7	Oakland Raiders	L	6-31	Berkeley, CA

## 1975: 4-1

8/9	Minnesota Vikings	W	20-15	Phoenix, AZ
8/16	St. Louis Cardinals	W	14-13	St. Louis, MO
8/24	at Giants	L	20-21	New Haven, CT
8/30	Atlanta Falcons	W	16-13	Atlanta, GA
9/7	Washington Redskins	W	35-31	Washington, DC
9/14	New England Patriots	Canceled		

## 1976: 1-5

7/31	St. Louis Cardinals	L	12-13	St. Louis, MO
8/11	Giants	L	14-16	Yankee Stadium
8/13	Oakland Raiders	L	17-41	Yankee Stadium
8/21	Houston Oilers	W	27-24	Houston, TX
8/28	Washington Redskins	L	7-38	Yankee Stadium
9/4	Pittsburgh Steelers	L	6-41	Pittsburgh, PA

## 1977: 3-4

7/30	Chicago Bears	L	6-20	Canton, OH
8/5	Philadelphia Eagles	L	3-21	Meadowlands
8/13	Atlanta Falcons	W	17-2	Atlanta, GA
8/20	Pittsburgh Steelers	L	13-26	Meadowlands
8/27	New Orleans Saints	W	20-14	New Orleans, LA
9/4	at Giants	W	10-0	Meadowlands
9/9	Washington Redskins	L	7-14	Washington, DC

## 1978: 2-2

8/7	Atlanta Falcons	L	17-20	Meadowlands
8/12	at Giants	W	27-23	Meadowlands
8/19	San Diego Chargers	W	23-10	San Diego, CA
8/25	Philadelphia Eagles	L	0-14	Philadelphia, PA

# PRESEASON RESULTS

## 1979: 2-2

8/4	Chicago Bears	L	14-27	Chicago, IL
8/12	Houston Oilers	W	26-14	Houston, TX
8/17	Pittsburgh Steelers	L	14-27	Meadowlands
8/25	at Giants	W	14-6	Meadowlands

## 1980: 2-2

8/10	Chicago Bears	L	9-21	Meadowlands
8/15	Philadelphia Eagles	L	13-28	Philadelphia, PA
8/23	Pittsburgh Steelers	W	20-13	Pittsburgh, PA
8/30	at Giants	W	32-7	Meadowlands

## 1981: 3-1

8/7	Denver Broncos	W	33-7	Denver, CO
8/15	Atlanta Falcons	L	20-21	Atlanta, GA
8/22	at Giants	W	37-24	Meadowlands
8/29	Philadelphia Eagles	W	14-3	Meadowlands

## 1982: 1-3

8/14	Green Bay Packers	L	19-21	Green Bay, WI
8/22	Houston Oilers	W	33-16	Houston, TX
8/28	at Giants	L	10-22	Meadowlands
9/4	Denver Broncos	L	13-20	Meadowlands

## 1983: 2-2

8/7	at Giants	L	16-23	Meadowlands
8/13	Los Angeles Raiders	W	20-17	Meadowlands
8/18	Cincinnati Bengals	W	20-17 (OT)	Cincinnati, OH
8/27	New Orleans Saints	L	10-17	New Orleans, LA

## 1984: 1-3

8/4	Cincinnati Bengals	L	15-21	Meadowlands
8/11	Houston Oilers	L	17-36	Houston, TX
8/18	at Giants	L	14-20	Meadowlands
8/24	Los Angeles Raiders	W	20-14	Los Angeles, CA

## 1985: 1-3

8/10	Philadelphia Eagles	L	17-37	Meadowlands
8/17	Cincinnati Bengals	L	20-24	Cincinnati, OH
8/24	at Giants	L	31-34 (OT)	Meadowlands
8/31	Green Bay Packers	W	30-20	Green Bay, WI

## 1986: 2-2

8/9	Green Bay Packers	L	14-38	Madison, WI
8/16	Cincinnati Bengals	W	28-17	Meadowlands
8/23	at Giants	L	16-20	Meadowlands
8/28	Philadelphia Eagles	W	37-30	Philadelphia, PA

## 1987: 2-2

8/15	Philadelphia Eagles	W	13-10	Meadowlands
8/22	Tampa Bay Buccaneers	L	27-29	Tampa, FL
8/29	at Giants	W	30-21	Meadowlands
9/4	San Diego Chargers	L	30-6	San Diego, CA

## 1988: 1-3

8/6	Philadelphia Eagles	L	12-23	Philadelphia, PA
8/13	at Giants	L	21-23	Meadowlands
8/18	Cleveland Browns	W	11-7	Montreal, Canada
8/27	Green Bay Packers	L	27-28	Madison, WI

## 1989: 2-2

8/12	Green Bay Packers	L	27-28	Milwaukee, WI
8/20	Philadelphia Eagles	W	19-10	Raleigh, NC
8/26	at Giants	L	17-21	Meadowlands
9/1	Kansas City Chiefs	W	15-13 (OT)	Kansas City, MO

## 1990: 2-2

8/11	Philadelphia Eagles	W	17-6	Philadelphia, PA
8/18	Kansas City Chiefs	W	20-0	Kansas City, MO
8/25	at Giants	L	7-17	Meadowlands
9/1	Tampa Bay Buccaneers	L	14-23	Tampa, FL

## 1991: 1-3

8/3	Philadelphia Eagles	L	10-24	Meadowlands
8/10	Kansas City Chiefs	L	10-19	St. Louis, MO
8/17	at Giants	L	10-24	Meadowlands
8/24	Washington Redskins	W	13-9	Columbia, SC

## 1992: 5-0

8/1	Philadelphia Eagles	W	41-14	Canton, OH
8/8	Washington Redskins	W	14-13	Meadowlands
8/16	Green Bay Packers	W	24-7	Madison, WI
8/22	Giants	W	20-14	Meadowlands
8/27	Philadelphia Eagles	W	22-13	Philadelphia, PA

## 1993: 0-4

8/7	Pittsburgh Steelers	L	13-17	Pittsburgh, PA
8/13	Philadelphia Eagles	L	13-24	Meadowlands
8/21	at Giants	L	13-14	Meadowlands
8/27	Washington Redskins	L	3-17	Washington, DC

## 1994: 3-1

8/5	Detroit Lions	L	13-26	Pontiac, MI
8/13	Philadelphia Eagles	W	34-24	Philadelphia, PA
8/20	Giants	W	13-10	Meadowlands
8/26	Tampa Bay Buccaneers	W	10-9	Tampa, FL

## 1995: 2-2

8/5	Tampa Bay Buccaneers	W	9-3	Tampa, FL
8/12	Philadelphia Eagles	L	10-13	Jackson, MS
8/19	at Giants	L	31-32	Meadowlands
8/25	Cincinnati Bengals	W	30-24	Cincinnati, OH

## 1996: 1-3

8/3	Houston Oilers	L	13-31	Jackson, MS
8/8	Philadelphia Eagles	L	16-30	Philadelphia, PA
8/17	Giants	W	13-6	Meadowlands
8/23	Oakland Raiders	L	27-44	Oakland, CA

## 1997: 4-0

8/2	Philadelphia Eagles	W	31-17	Meadowlands
8/8	Baltimore Ravens	W	39-29	Meadowlands
8/16	at Giants	W	27-17	Meadowlands
8/22	Tampa Bay Buccaneers	W	15-9 (OT)	Orlando, FL

## 1998: 3-1

8/6	Philadelphia Eagles	W	29-15	Philadelphia, PA
8/15	Baltimore Ravens	L	10-24	Meadowlands
8/20	Giants	W	27-23	Meadowlands
8/28	Chicago Bears	W	24-7	Chicago, IL

## 1999: 3-1

8/14	Green Bay Packers	L	16-27	Green Bay, WI
8/20	Philadelphia Eagles	W	10-9	Meadowlands
8/28	at Giants	W	16-10	Meadowlands
9/3	Minnesota Vikings	W	38-17	Meadowlands

## 2000: 2-2

7/27	New Orleans Saints	W	24-20	Meadowlands
8/4	Green Bay Packers	L	24-37	Green Bay, WI
8/12	Baltimore Ravens	L	0-10	Baltimore, MD
8/18	Giants	W	27-24	Meadowlands

## 2001: 2-2

8/11	Atlanta Falcons	L	10-20	Meadowlands
8/18	Baltimore Ravens	W	16-3	Meadowlands
8/25	Giants	W	17-14	Meadowlands
8/30	Philadelphia Eagles	L	12-13	Philadelphia, PA

# PRESEASON RESULTS

## 2002: 2-2

8/8	Pittsburgh Steelers	W	16-6	Pittsburgh, PA
8/15	Baltimore Ravens	W	34-16	Baltimore, MD
8/24	Giants	W	28-7	Meadowlands
8/30	Philadelphia Eagles	W	23-16	Meadowlands

## 2003: 3-2

8/2	Tampa Bay Buccaneers	L	14-30	Tokyo, Japan
8/10	Cincinnati Bengals	W	28-13	Meadowlands
8/16	New Orleans Saints	L	17-22	Meadowlands
8/23	at Giants	W	15-14	Meadowlands
8/28	Philadelphia Eagles	W	17-9	Philadelphia, PA

## 2004: 3-1

8/13	New Orleans Saints	L	13-23	New Orleans, LA
8/21	Indianapolis Colts	W	31-7	Indianapolis, IN
8/27	Giants	W	17-10	Meadowlands
9/3	Philadelphia Eagles	W	28-27	Meadowlands

## 2005: 3-1

8/12	Detroit Lions	W	10-3	Meadowlands
8/19	Minnesota Vikings	W	28-21	Meadowlands
8/26	at Giants	L	14-15	Meadowlands
9/1	Philadelphia Eagles	W	37-14	Philadelphia, PA

## 2006: 2-2

8/11	Tampa Bay Buccaneers	L	3-16	Tampa Bay, FL
8/19	Washington Redskins	W	27-14	Washington, D.C.
8/25	Giants	L	7-13	Meadowlands
9/1	Philadelphia Eagles	W	20-17	Meadowlands

## 2007: 3-1

8/10	Atlanta Falcons	W	31-16	Meadowlands
8/17	Minnesota Vikings	L	20-37	Meadowlands
8/25	Giants	W	20-12	Meadowlands
8/30	Philadelphia Eagles	W	13-11	Philadelphia, PA

## 2008: 3-1

8/7	Cleveland Browns	W	24-20	Cleveland, OH
8/16	Washington Redskins	L	10-13	Meadowlands
8/23	Giants	W	10-7	Meadowlands
8/28	Philadelphia Eagles	W	27-20	Philadelphia, PA

## 2009: 2-2

8/14	St. Louis Rams	L	23-20	Meadowlands
8/24	Baltimore Ravens	L	24-23	Baltimore, MD
8/29	Giants	W	27-25	Meadowlands
9/3	Philadelphia Eagles	W	38-27	Meadowlands

## 2010: 2-2

8/16	Giants	L	31-16	New Meadowlands
8/21	Carolina Panthers	W	9-3	Charlotte, NC
8/27	Washington Redskins	L	16-11	New Meadowlands
9/2	Philadelphia Eagles	W	21-17	Philadelphia, PA

## 2011: 2-2

8/15	Houston Texans	L	20-16	Houston, TX
8/21	Cincinnati Bengals	W	27-17	New Meadowlands
8/27	Giants	W	17-3	MetLife Stadium
9/1	Philadelphia Eagles	L	24-14	MetLife Stadium

## RECORDS VS OPPONENTS IN PRESEASON

Overall: 118-113-2

vs. NFC: 73-65-1; vs. AFC: 45-48-1

Opponent	Record	Last Meeting
Arizona/St. Louis Cardinals	(2-4)	2009
Atlanta Falcons	(5-4)	2007
Baltimore Ravens	(3-3)	2009
Buffalo Bills	(4-6)	1970
Carolina Panthers	(1-0)	2010
Chicago Bears	(1-3)	1998
Cincinnati Bengals	(5-3)	2011
Cleveland Browns	(2-0)	2008
College All-Stars	(1-0)	1969
Dallas Cowboys	(1-2)	1972
Denver Broncos	(2-1)	1982
Detroit Lions	(2-2)	2005
Green Bay Packers	(2-6)	2001
Houston Texans	(0-1)	2011
Indianapolis Colts	(1-0)	2004
Kansas City Chiefs/Dallas Texans	(2-5)	1991
Miami Dolphins	(1-0)	1966
Minnesota Vikings	(4-2)	2007
New England/Boston Patriots	(10-2)	1971
New Orleans Saints	(4-4)	2004
New York Giants	(23-19-1)	2011
Oakland/Los Angeles Raiders	(2-7)	1996
Philadelphia Eagles	(21-12)	2011
Pittsburgh Steelers	(2-6)	2002
San Diego/Los Angeles Chargers	(2-4-1)	1987
San Francisco 49ers	(2-0)	1973
Tampa Bay Buccaneers	(3-4)	2006
Tennessee Titans/Houston Oilers	(6-8)	1996
Washington Redskins	(4-5)	2010

# ALL-TIME JETS DRAFTS

1960

## FIRST SELECTIONS

Player	Pos	School
Lewis Akin	E	Vanderbilt
Chuck Allen	T	Alabama
Bill Bucek	HB	Rice
Jackie Burkett	C	Auburn
Angelo Coia	HB	So. California
Jim Elfrid	C	Colorado State
Don Ellersick	E	Washington State
Don Floyd	T	TCU
Prentice Gautt	FB	Oklahoma
George Genyk	G	Michigan
Larry Grantham	E	Mississippi
Joe Graybeal	C	E. Kentucky State
Jack Groner	QB	Washington & Lee
George Izo	QB	Notre Dame
Ed Kaohelaulii	T	Oregon State
Ed Kovac	HB	Cincinnati
Mike Magac	T	Missouri
Blanche Martin	FB	Michigan State
Curt Merz	E	Iowa
Eddie Meyer	T-G	West Texas State
Gene Miller	T-G	Rice
Jim Mooty	HB	Arkansas
Mike Morin	HB	Knox
Nick Patella	G	Wake Forest
Don Perkins	HB	New Mexico
David Ross	E	Los Angeles State
Roger Smith	G	Auburn
Don Stallings	T	No. Carolina State
Larry Stephens	T-G	Texas
Jim St. Clair	QB	Santa Barbara State
Jim Stinnette	FB	Oregon State
David Wilemon	T	SMU

## SECOND SELECTIONS

Player	Pos	School
Pete Abadie	E	Tulane
Ramon Armstrong	T-G	TCU
Dave Baker	E	Syracuse
Richard Brooks	E	Purdue
Roger Brown	T-G	Maryland State
Tom Budrewicz	T-G	Brown
Bob Coiburn	QB	Bowling Green
Larry Essenmacker	T-G	Alma
Jim Gorman	T-G	McMurry
Bob Hall	T-G	Kent State
Marshall Harris	HB	TCU
Garney Henley	HB	Huron
Jim Hunt	T-G	Purdue
Gordon Leboeuf	HB	Texas A&M
Jim Nemeth	C	So. Carolina
Steve Rasso	HB	Cincinnati
Royce Shelton	HB	Stephen F. Austin
Gerry Skonieczki	E	Syracuse
Andy Stynchula	T-G	Penn State
Frank Walton	HB	John Carroll

1961

## Drafted 5th

Rd	Pick	Player	Pos	School
1.	5	Tom Brown	G	Minnesota
2.	13	Herb Adderly	HB	Michigan State
3.		(traded to Buffalo)		
4.		(traded to Denver)		
5.	37	Tom Matte	QB	Ohio State
6.	45	Bill Brown	FB	Illinois
7.	53	Fred Mautino	E	Syracuse
8.	61	Harold Beaty	T	Oklahoma State
9.	69	Bernie Casey	FB	Bowling Green
10.	77	Joe Scibeli	T	Notre Dame
11.	85	Art Gilmore	HB	Oregon State
12.	93	Norris Stevenson	HB	Missouri
13.	101	Joe Wendryhoski	T	Illinois
14.	109	Jim Cunningham	FB	Pittsburgh
15.	117	Irv Cross	E	Northwestern
16.	125	Jerry Steffen	HB	Colorado
17.	133	Mike Pyle	T	Yale
18.	141	Alfred Bentley	E	Arkansas State
19.	149	Jim Kerr	HB	Penn State
20.	157	Neil Plumley	T	Oregon State
21.	165	Bob Brooks	FB	Ohio State
22.	173	Wayne Fontes	HB	Michigan State
23.	181	Mickey Walker	HB	Michigan State
24.	189	Howard Dyer	QB	VMI
25.	197	Andy Griffith	HB	American Int'l
26.	205	Bobby Smith	HB	UCLA
27.	213	Moses Gray	T	Indiana
28.	221	Fred Cox	HB	Pittsburgh
29.		(traded to Houston)		
30.	237	Bill Minnerly	HB	Connecticut

1962

## Drafted 5th

Rd	Pick	Player	Pos	School
1.	5	Sandy Stephens	QB	Minnesota
2.	13	Alex Kroll	C	Rutgers
3.	21	Fate Echols	T	Northwestern
4.	29	Ed Blaine	G	Missouri
5.	37	Bobby Ply	QB	Baylor
6.	45	Mel Melin	QB	Washington State
7.	53	George Mans	E	Michigan
8.	61	John Lomakoski	T	W. Michigan
9.	69	Gary Barnes	E	Clemson
10.	77	Ted Stute	T	Ohio U.
11.	85	Curtis Miranda	C	Florida A&M
12.	90	Bill Winter	T	W. Virginia
13.	101	Wilburn Hobbs	QB	Iowa
14.	109	Bert Wilder	T	No. Carolina State
15.	117	Sam Mudie	HB	Rutgers
16.	125	Jim Smith	T	Penn State
17.	133	Allen Miller	G	Ohio
18.	141	Buddy Iles	E	Texas Christian
19.	149	Reed Bohovich	T	Lehigh
20.	157	Judge Dickson	FB	Minnesota

# ALL-TIME JETS DRAFTS

## 1962 cont.

### Drafted 5th

Rd	Pick	Player	Pos	School
21.	165	Ron Hatcher	FB	Michigan State
22.	173	Tom Nolan	T	Penn Military
23.	181	John Kuprok	E	Pittsburgh
24.	189	John Counts	HB	Illinois
25.	197	Russ Warren	HB	Columbia
26.	205	Chuck Morris	HB	Mississippi
27.	213	Jerry Archer	C	Pittsburg State
28.	221	Walter Nikirk	T	Houston
29.	229	Frank Parker	T	Oklahoma State
30.	237	Mike McClellan	HB	Oklahoma
31.	245	L.E. Hicks	T	Florida
32.	253	Don Jonas	HB	Penn State
33.	261	Nick Maravich	T	North Carolina State
34.	267	Dick Wilson	C	Penn State

## 1963

### Drafted 3rd

Rd	Pick	Player	Pos	School
1.	3	Jerry Stovall	HB	Louisiana State
2.	11	(traded to Denver)		
3.	19	Willie Richardson	E	Jackson State
4.	27	John Contoulis	T	Connecticut
5.	35	John Mackey	E	Syracuse
6.	43	Jim Price	LB	Auburn
7.	51	Lou Guy	HB	Mississippi
8.	59	Bill King	QB	Dartmouth
9.	67	Stan Sanders	E	Whittier
10.	75	Tony Liscio	T	Tulsa
11.	82	(traded to Buffalo)		
12.	91	John Craver	LB	No. Carolina
12.	96	Tommy Lucas	E	Texas
13.	99	Olin Hill	T	Furman
14.	106	(traded to San Diego)		
15.	115	Pete Liske	QB	Penn State
16.	123	Nick Ryder	HB	Miami
17.	131	Charles Johnson	G	Villanova
18.	139	Bill Munsey	HB	Minnesota
19.	147	Gary Kroner	HB	Wisconsin
20.	155	John Johnson	T	Indiana
21.	163	Ron VanderKelen	QB	Wisconsin
22.	171	Bill "Thunder" Thornton	FB	Nebraska
23.	179	Lou Rettino	FB	Villanova
24.	187	Lowell Caylor	HB	Miami (OH)
25.	195	Joe Baughan	T	Auburn
26.	203	Terry Monaghan	T	Penn State
27.	211	Dave Herman	G	Michigan State
28.	219	Mike Taliaferro	QB	Illinois
29.	227	Paul Wicker	T	Fresno State

## 1964

### Drafted 3rd

Rd	Pick	Player	Pos	School
1.	3	Matt Snell	FB	Ohio State
2.	11	Lloyd Voss	T	Nebraska
3.	19	Gerry Philbin	DE	Buffalo

4.	27	Jim Evans	FL	Texas Western
5.	35	Ben McGee	DT	Jackson State
6.	43	Ralph Baker	LB	Penn State
7.	51	(traded to San Diego for Sherman Plunkett)		
8.	59	Steve Wright	T	Alabama
9.	67	Sherman Lewis	HB	Michigan State
10.	75	Ken Bowman	C	Wisconsin
11.	83	Bob Lacey	E	North Carolina
12.	91	Ruby Johnson	FB	Nebraska
13.	99	Jeff Ware	LB	Pittsburgh
14.	107	Charley Brooks	E	Memphis State
15.	115	Herman Johnson	DB	Michigan State
16.	123	Ray Popp	LB	Pittsburgh
17.	131	Bob Lehman	G-LB	Notre Dame
18.	139	Bill Scott	G	Memphis State
19.	147	Glenn Condren	T	Oklahoma
20.	155	Dick Shiner	QB	Maryland
21.	163	Larry Hand	T	Appalachian State
22.	171	Will Radosevich	T	Wyoming
23.	179	Cornell Gordon	HB	No. Carolina A&T
24.	187	Mike Mayne	E	Idaho
25.	195	Jerry Rhome	QB	Tulsa
26.	203	John Butler	FB	San Diego State

## 1965

### Drafted 4th

Rd	Pick	Player	Pos	School
1.	1	(acquired from Denver through Houston for rights to Jerry Rhome)		
		Joe Namath	QB	Alabama
1.	4	Tom Nowatzke	FB	Indiana
2.	12	John Huarte	QB	Notre Dame
3.	20	Verlon Biggs	DE	Jackson State
4.	28	Bob Schweikert	QB-HB	Virginia Tech
5.	36	Glenn Sasser	DE	No. Carolina State
6.	44	Don Hoovler	LB	Ohio U.
7.	51	Archie Roberts	QB	Columbia
7.	52	(acquired from Oakland for Louis Guy)		
		Jim Harris	DT	Utah State
8.	60	Rick McCurdy	DE	Oklahoma
9.	68	Jimmy Sidle	RB	Auburn
10.	76	Frank Lambert	P	Mississippi
11.	84	Jim Gray	DB	Toledo
12.	92	John Berrington	LB	Iowa State
13.	100	Sonny Utz	FB	Virginia Tech
14.	108	Gary Plumlee	DT	New Mexico
15.	116	Jim Burt	DB	Western Kentucky
16.	124	Seth Cartwright	DT	Prairie View
17.	132	Charlie Browning	HB	Washington
18.		(traded to Denver)		
19.	148	Mitch Dudek	T	Xavier
20.	156	Troy Allen	DB	Western Michigan

### RED SHIRT DRAFT

1.	John Roland	HB	Missouri
2.	John McGuire	TE	Syracuse
3.	Jim Heidel	DB	Mississippi
4.	Bob Werl	DE	Miami

# ALL-TIME JETS DRAFTS

5.	George Sauer	FL	Texas
6.	Dale Lindsey	LB	West Kentucky State
7.	Ron Barlow	FB	Kansas State
8.	Bob Mallendick	T	Hillsdale
9.	Rich Kotite	E	Wagner
10.	Dave Austin	E	Georgia Tech
11.	Richard Marshall	T	Stephen F. Austin
12.	Pat Screen	QB	Louisiana State

## 1966

### Drafted 5th

Rd	Pick1	Player	Pos	School
1.	13	Bill Yearby	T	Michigan
2.	14	Sam Ball	T	Kentucky
3.	22	Carl McAdams	LB	Oklahoma
4.	29	(acquired from Boston with Jim Colclough for John Huarte)		
		James Waskiewicz	C-LB	Wichita State
4.	30	Phil Sheridan	E	Notre Dame
5.	38	Ben Hawkins	E	Arizona State
6.	46	Emerson Boozer	FB	Maryland Eastern
6.	48	(acquired from Oakland for Dick Wood)		
		Dick Lemay	G	Vanderbilt
7.	55	Joe Dobson	T	Idaho
8.	68	Pete Lammons	E	Texas
9.	78	James Jones	E	Nebraska-Omaha
10.	87	Bill Wolski	HB	Notre Dame
11.	93	(acquired from Boston for Mike Dukes)		
		Gerald Allen	HB	Nebraska-Omaha
11.	96	Bob Walton	T	Auburn
12.	103	(acquired from Denver for Ed Cummings)		
		Steve Chomyszak	DT	Syracuse
12.	105	Ken Hollister	DE	Indiana
13.	114	Stas Maliszewski	LB	Princeton
14.	123	Stan Quintana	DB	New Mexico
15.	132	Steve Cody	LB	Auburn
16.	141	Ron Acks	DB	Illinois
17.	150	Tom Tolleson	DB	Alabama
18.	159	Gerry Mosher	E	California
19.	168	Preston Ridlehuber	HB	Georgia
20.	177	Randy Schultz	HB	Iowa State

### REDSHIRT DRAFT

1.	Don Parker	E	Virginia
2.	Austin Denney	E	Tennessee
3.	Jerry Lovelace	HB	Texas Tech
4.	Tom Burnett	E	Arkansas
5.	Ray Miller	T	Idaho
6.	Allen Smith	HB	Findlay
7.	Randy Smith	LB	Clemson
8.	Joe Campbell	DB	Auburn
9.	John Stipech	T	Utah
10.	Dick Fitzgerald	T	Nebraska
11.	Jim Kollman	G	Oregon

## 1967

### Drafted Alternately 12-13-14

#### 1st Combined AFL-NFL Draft

Rd	Pick	Player	Pos	School
1.	12	Paul Seiler	C-G	Notre Dame
2.	37	Rich Sheron	TE	Washington State
3.	66	Dennis Randall	DE	Oklahoma State
3.	74	(acquired from Boston for Jim Colclough)		
		Henry King	DB	Utah State
4.	92	Julian Gray	DB	Grambling State
5.	117	Louis Jackson	DB	Grambling State
6.	146	Jeff Richardson	G-DE	Michigan State
7.	171	John Elliott	G	Texas
8.	196	Gene Bledsoe	G	Texas
9.	224	Ray Scott	DE	Prairie View A&M
10.	249	Raymond Brown	DB	Alcorn State
11.	274	Herb Slattery	G	Delaware
12.	302	Randy Rasmussen	G	Kearney State (NE)
13.	327	Jack Emmer	FL	Rutgers
14.	352	Mike Stromberg	LB	Temple
15.	380	Jack Schweberger	FL	Vermont
16.	405	Doug Archibald	DB	Tennessee
17.	430	Bob Biletnikoff	QB	Miami (FL)

## 1968

### Drafted Alternately 17-18

Rd	Pick	Player	Pos	School
1.	17	Lee White	FB	Weber State
2.	44	Steve Thompson	DE	Washington
3.	72	Sam Walton	T	E. Texas State
4.	101	Gary Magner	DT	So. California
5.	128	Lee Jacobsen	LB	Kearney State (NE)
6.		Allocated to Cincinnati		
7.	182	Oscar Lubke	T	Ball State
8.	200	(acquired from Miami for Archie Roberts)		
		Bob Taylor	RB	Md. Eastern-Shore
8.	210	Jim Richards	DB	Virginia Tech
8.	214	(acquired from Houston for rights to Rich Marshall)		
		Karl Henke	DT	Tulsa
9.	236	Gary Houser	TE-K	Oregon State
10.	264	Mike D'Amato	DB	Hofstra
11.	290	Henry Owens	FL	Weber State
12.	308	Ray Hayes	DT	Toledo
13.	344	Tom Myslinski	G	Maryland
14.	372	Harvey Nairn	RB	Southern (LA)
15.	398	Ronnie Ehrig	DB	Texas
16.	426	Tom Bilotta	G	Adams State (CO)
17.	452	Myles Strasser	RB	Wisconsin-Oshkosh

## 1969

### Drafted 26th

Rd	Pick	Player	Pos	School
1.	26	Dave Foley	T	Ohio State
2.	52	Al Woodall	QB	Duke
3.		(traded to Houston for Bob Talamini)		
4.	104	Ezell Jones	T	Minnesota
5.	130	Chris Gilbert	RB	Texas

# ALL-TIME JETS DRAFTS

## 1969 cont.

### Drafted 26th

Rd	Pick	Player	Pos	School
6.	156	Jimmie Jones	LB	Wichita State
7.	182	Cliff Larson	DE	Houston
8.	208	Cecil Leonard	DB	Tuskegee
9.	233	Frank Peters	T-C	Ohio U.
10.	260	Mike Hall	LB	Alabama
11.	286	Gary Roberts	G	Purdue
12.	311	Mike Battle	DB	So. California
13.	338	Steve O'Neal	P	Texas A&M
14.	364	Roger Finnie	DE	Florida A&M
15.	390	Wayne Stewart	TE	California
16.	416	George Nock	RB	Morgan State
17.	442	Fred Zirkle	DT	Duke

## 1970

### Drafted 20th

Rd	Pick	Player	Pos	School
1.	20	Steve Tannen	DB	Florida
2.	46	Richard Caster	WR	Jackson State
3.	72	Dennis Onkotz	LB	Penn State
4.	98	John Ebersole	DE	Penn State
5.	108	(acquired from Boston for Ezell Jones)		
		Cliff McClain	RB	So. Carolina State
5.		(acquired from Cincinnati for Jeff Richardson; to Houston for W.K.Hicks)		
5.	124	Gary Arthur	TE	Miami (OH)
6.	150	Terry Stewart	DB	Arkansas
7.	176	James Williams	DB	Virginia State
8.	187	(acquired from Boston for Karl Henke)		
		Jack Porter	G	Oklahoma
8.	202	Mark Lomas	DE	No. Arizona
9.	228	Ed Bell	WR	Idaho State
10.	254	Cleve Dickerson	RB	Miami (OH)
11.	280	Earlie Thomas	DB	Colorado State
12.	306	Bill Pierson	C-G	San Diego State
13.	332	Walter Groth	DT	Baylor
14.	358	John Little	LB	Oklahoma State
15.	384	Tom Bayless	DT	Purdue
16.	410	Claude Herard	DT	Mississippi
17.	440	Dick Beard	RB	Kentucky

## 1971

### Drafted 6th

Rd	Pick	Player	Pos	School
1.	6	John Riggins	RB	Kansas
2.	32	John Mooring	T	Tampa
3.	58	Chris Farasopoulos	DB	Brigham Young
4.	84	Bill Zapalac	LB	Texas
5.		(traded to Cincinnati for Dave Middelendorf)		
6.	136	Phil Wise	TE	Nebraska-Omaha
7.	162	Scott Palmer	DT	Texas
8.	188	Roy Kirksey	G	Maryland Eastern
9.	214	John Curtis	TE	Springfield (MA)
10.	240	Jim Bettis	DB	Michigan
11.	266	Vern Studdard	WR	Mississippi

12.	292	Rich Sowell	DB	Alcorn State
13.	318	John Eggold	DE	Arizona
14.	344	Jack Harpring	G	Michigan
15.	370	Dan Dyches	C	So. Carolina
16.	396	Steve Harkey	RB	Georgia Tech
17.	422	Greg Flaska	DE	Western Michigan

## 1972

### Drafted Alternately 9-13-12-11-10

Rd	Pick	Player	Pos	School
1.	9	Jerome Barkum	WR-TE	Jackson State
1.	20	(acquired from Washington for Verlon Biggs and No. 169)		
		Mike Taylor	LB	Michigan
2.		(traded to Oakland for Bob Svihus)		
3.	66	Gary Hammond	WR	Southern Methodist
4.	89	Ed Galigher	DE	UCLA
5.	114	Dickie Harris	DB	So. Carolina
6.	139	Joe Jackson	DE	New Mexico St.
7.		(traded to Washington with Verlon Biggs)		
8.	194	Marion Lattimore	G	Kansas State
9.	218	Jeff Ford	DB	Georgia Tech
10.	244	Harley Turner	DB	UT Chattanooga
11.	268	Robert Stevenson	LB	Tennessee State
12.	299	Hank Bjorklund	RB	Princeton
13.	324	Steve Sullivan	T	No. Texas State
14.	349	Louis Age	G	Louisiana-Lafayette
15.	374	Phil Sullivan	DB	Georgia
16.	399	Gary Kipfmiller	C	Nebraska-Omaha
17.	429	Ken Gamble	P	Fayetteville (NC)

## 1973

### Drafted Alternately 13-14-12

Rd	Pick	Player	Pos	School
1.	13	Burgess Owens	DB	Miami (FL)
2.	38	Robert Woods	T	Tennessee State
2.		(traded to New Orleans with No. 66 for Delles Howell and Richard Neal)		
3.		(traded to New Orleans)		
4.	90	Bill Ferguson	LB	San Diego State
5.	116	Bruce Bannon	LB	Penn State
6.	144	Travis Roach	G	Texas
6.	155	(acquired from Washington for Jimmie Jones)		
		Rick Harrell	C	Clemson
7.	169	Mike Haggard	WR	So. Carolina
8.	194	Rich Seifert	DB	Ohio State
9.	222	Robin Spicer	LB	Indiana
10.	243	(acquired from Baltimore for Chuck Hinton)		
		Joe Carbone	LB	Delaware
10.	247	James Kremph	T	Texas A&M-Kingsville
11.	272	David Knight	WR	William & Mary
12.	300	Garry Puetz	T	Valparaiso
13.	325	Robert Parrish	DT	Duke
14.	350	Joe Schwartz	RB	Toledo
15.	378	Mahlon Williams	TE	N.C. Central
16.	403	John Czerwinski	T	Bowling Green
17.	432	Jim Foote	P	Delaware Valley

# ALL-TIME JETS DRAFTS

## 1974

### Drafted Alternately 6-5

Rd	Pick	Player	Pos	School
1.	6	Carl Barzilauskas	DT	Indiana
2.	31	Gordon Browne	T	Boston College
3.	58	Godwin Turk	LB	Southern (LA)
3.	74	Roscoe Word	KR	Jackson State
4.		(traded to New Orleans with No. 192, Bob Davis and Steve O'Neal for Margene Adkins, Julian Fagan)		
5.	110	Gary Baccus	LB	Oklahoma
6.	135	Bill Wyman	C	Texas
6.	137	(acquired from St. Louis with Vern Emerson for Roger Finnie)		
		Wayne Jones	RB	Mississippi State
7.	162	Burney Veazey	TE	Mississippi
8.	187	Greg Gantt	K	Alabama
8.	192	(traded to New Orleans)		
		Larry Lightfoot	RB	W. Alabama
8.	197	(acquired from Kansas City with Mike Adamle for Gerry Philbin in 1973)		
		Ron Rydalch	DT	Utah
9.	214	Robert Burns	RB	Georgia
10.	239	Sam Baker	G	Georgia
11.	266	Eugene Bird	DB	So. Mississippi
11.	267	(acquired from St. Louis for Don Maynard)		
		Bill Buckley	WR	Mississippi State
12.	291	John Ricca	DE	Duke
13.	318	John Tate	LB	Jackson State
14.	343	Greg Fountain	G	Mississippi State
15.	370	Willie Brister	TE	Southern (LA)
16.	395	Clarence Jackson	RB	W. Kentucky
17.	422	Doug Lowrey	G/C	Arkansas State

## 1975

### Drafted Alternately 12-16-15-14-13

Rd	Pick	Player	Pos	School
1.		(traded to New Orleans for Billy Newsome)		
2.	37	Anthony Davis	RB	So. California
3.	68	Richard Wood	LB	So. California
4.		(traded to Baltimore for Jim Bailey)		
5.	118	Joe Wysock	G	Miami (FL)
6.		(traded to Miami for Larry Woods)		
6.	153	(acquired from Miami for John Mooring)		
		Tom Alward	G	Nebraska
6.		(traded to Oakland for Bob Prout)		
7.		(traded to Chicago for Wayne Mulligan)		
8.	193	James Scott	WR	Henderson JC
9.	224	Everett Taylor	DB	Memphis State
10.	249	Charles James	CB	Jackson State
11.	274	Joe Bradford	RB	Central State (OH)
12.	299	Bert Cooper	LB	Florida State
13.	324	Dan Spivey	DT	Georgia
14.	349	Joe Fields	C	Widener
15.	380	Brison Manor	DT	Arkansas
16.	405	Greg Wells	G	Albany State
17.	430	Mike Bartoszek	TE	Ohio State

## 1976

### Drafted 6th

Rd	Pick	Player	Pos	School
1.	6	Richard Todd	QB	Alabama
2.	33	Shafer Suggs	S-CB	Ball State
3.	67	Greg Buttle	LB	Penn State
4.		(traded to Chicago with Mike Adamle and rights to Ron Rydalch for Carl Garrett)		
5.	129	Steve King	T	Michigan
6.	163	Bob Martin	LB	Nebraska
7.	188	Larry Faulk (Abdul Salaam)	DE	Kent State
7.	199	James Richards	RB	Florida
8.	211	(acquired from Tampa Bay for Steve Reese)		
		Joe Davis	G	So. California
8.	214	Louie Giammona	RB	Utah State
9.	244	Ronnie Moore	WR	VMI
11.	296	Lawrence Pillers	LB	Alcorn State
12.	326	Don Buckey	WR	No. Carolina State
12.	327	(acquired from Philadelphia)		
		Dave Buckey	QB	No. Carolina State
13.		(traded to Philadelphia)		
14.	380	Al Gluchoski	C	W. Virginia
15.	410	Rick Faulk	P	San Francisco State
16.	437	James Godwin	RB	Fayetteville State
17.	466	Darwin Willie	TE	Tulane

## 1977

### Drafted Alternately 4-5

Rd	Pick	Player	Pos	School
1.	4	Marvin Powell	T	So. California
2.	33	Wesley Walker	WR	California
3.		(traded to Pittsburgh for Steve Davis)		
3.	72	(acquired from San Francisco for Ed Galigher)		
		Charles Marshall	DE	Texas A&M
4.	90	Scott Dierking	RB	Purdue
5.	116	Perry Griggs	WR	Troy State
5.	129	(acquired from Denver for Godwin Turk)		
		Gary Gregory	T	Baylor
6.	144	Joe Klecko	DT	Temple
7.	168	(acquired from Tampa for Richard Wood)		
		Charles White	RB	Bethune-Cookman
7.	171	Bob Grupp	DB	Duke
7.	195	(acquired from Oakland with No. 307 for Carl Garrett)		
		Kevin Long	RB	South Carolina
8.	200	Dan Alexander	DT	LSU
8.	210	(acquired from Chicago for John Ricca)		
		Ed Thompson	LB	Ohio State
9.	227	Matt Robinson	QB	Georgia
10.	256	John Hennessy	DE	Michigan
11.		(traded to Philadelphia)		
11.	307	(acquired from Oakland for Carl Garrett)		
		Dave Butterfield	DB	Nebraska
12.	312	Phil Gargis	RB-DB	Auburn
12.	313	(acquired from Philadelphia)		
		Dave Conrad	T	Maryland

# ALL-TIME JETS DRAFTS

## 1978

### Drafted Alternately 4-3-5

Rd	Pick	Player	Pos	School
1.	4	Chris Ward	T	Ohio State
2.	31	Mark Merrill	LB	Minnesota
3.	61	Mickey Shuler	TE	Penn State
4.	88	Dodie Donnell	RB	Nebraska
5.	113	Randy Sidler	LB	Penn State
6.	140	Bobby Jackson	DB	Florida State
6.	142	(acquired from Buffalo for Billy Newsome)		
		Gregg Robinson	DT	Dartmouth
7.	169	(acquired from New Orleans for Richard Neal)		
		Levi Armstrong	DB	UCLA
7.	170	James Earley	RB	Michigan State
8.	197	Derrick Gaffney	WR	Florida
8.	203	(acquired from Philadelphia for Rich Osborne)		
		Mike Mock	P-LB	Texas Tech
8.	213	(acquired from Minnesota with 10th-rounder in 1979 for Phil Wise)		
		Roy Eppes	DB	Clemson
9.	225	(acquired from Buffalo for Lou Piccone)		
		Reggie Grant	DB	Oregon
9.	227	Neil Hutton	DB	Penn State
10.	254	Louis Richardson	DE	Florida State
11.	281	Pat Ryan	QB	Tennessee
12.	311	Alan Williams	P	Florida

## 1979

### Drafted Alternately 14-13-15

Rd	Pick	Player	Pos	School
1.	14	Marty Lyons	DE	Alabama
2.	41	Mark Gastineau	DE	East Central (OK)
3.	68	Donald Dykes	DB	S.E. Louisiana
4.	96	Eric Cunningham	G	Penn State
4.	98	(acquired from Green Bay with No. 125 for Carl Barzilauskas)		
		Johnny Lynn	DB	UCLA
5.	123	Kelly Kirchbaum	LB	Kentucky
5.	125	(acquired from Green Bay)		
		Stan Blinka	LB	Sam Houston State
6.	149	Bill Dufek	G	Michigan
7.	179	Emmett King	RB	Houston
7.	187	(acquired from Houston with 1980 seventh-round pick for Rich Caster)		
		Keith Brown	S	Minnesota
8.	198	(acquired from Tampa Bay for Darrell Austin)		
		Marshall Harris	DL	Texas Christian
8.	205	Willie Beamon	LB	Boise State
9.	232	Gordy Sprattler	FB	No. Dakota State
10.	262	Steve Sybeldon	T	No. Dakota
10.	263	(acquired from Minnesota as part of 1979 Phil Wise trade)		
		Ed McGlasson	C	Youngstown State
11.	288	Danny Sanders	QB	Carson-Newman
12.	314	Paul Darby	WR	S.W. Texas State

## 1980

### Drafted Alternately 12-13-11

Rd	Pick	Player	Pos	School
1.	2	(acquired from San Francisco for No. 13 and No. 20. Previously acquired No. 20 with No. 47 and Craig Penrose for Matt Robinson)		
		Johnny "Lam" Jones	WR	Texas
2.	40	Darrol Ray	S	Oklahoma
2.	47	(acquired from Denver)		
		Ralph Clayton	WR-RB	Michigan
3.	69	Lance Mehl	LB	Penn State
4.	95	Jesse Johnson	DB	Colorado
5.	123	Jim Zidd	LB	Kansas
6.	149	George Visger	DL	Colorado
6.	152	(acquired from Oakland for Burgess Owens)		
		Tom Schremp	DL	Wisconsin
7.	178	Bobby Batton	RB	Nevada-Las Vegas
7.	190	(acquired from Houston as part of the Rich Caster trade)		
		Bennie Leverett	RB	Bethune-Cookman
8.	205	Jeff Dziana	LB	Boston College
9.	234	Joe Peters	DT	Arizona State
10.	260	Guy Bingham	C	Montana
11.	290	James Zachery	LB-DE	Texas A&M
12.	317	David Dumars	CB-KR	N.E. Louisiana

## 1981

### Drafted Alternately 3-2-4

Rd	Pick	Player	Pos	School
1.	3	Freeman McNeil	RB	UCLA
2.	30	Marion Barber	RB	Minnesota
3.	60	Ben Rudolph	DT-DE	Long Beach State
4.	86	Al Washington	LB	Ohio State
5.	113	Tyrone Keys	DE	Mississippi State
6.	142	John Woodring	LB	Brown
7.	169	Kenny Neil	DE	Iowa State
8.	195	Lloyd Jones	WR	Brigham Young
8.	213	(acquired from Cleveland for Marshall Harris)		
		J.C. Watts	DB	Oklahoma
9.	225	Admiral Dewey Larry	DB	Nevada-Las Vegas
10.	251	Marty Wetzel	LB	Tulane
11.	278	Ed Gall	DT	Maryland
12.	308	Mike Moeller	T	Drake

## 1982

### Drafted 23rd

Rd	Pick	Player	Pos	School
1.	23	Bob Crable	LB	Notre Dame
2.	51	Reggie McElroy	T-G	West Texas State
3.	79	Dwayne Crutchfield	RB	Iowa State
4.	107	George Floyd	S-KR	Eastern Kentucky
5.	135	Mark Jerue	LB	Washington
6.	163	Lonell Phea	WR-KR	Houston
7.	191	Tom Coombs	TE	Idaho
8.	219	Lawrence Texada	RB	Henderson (AK)
9.	247	Rocky Klever	RB	Montana
10.	275	Darryl Hemphill	S	W. Texas State
11.	302	Perry Parmelee	WR	Santa Clara
12.	330	Tom Carlstrom	G	Nebraska

# ALL-TIME JETS DRAFTS

## 1983

### Drafted 24th

Rd	Pick	Player	Pos	School
1.	24	Ken O'Brien	QB	Cal-Davis
2.	51	Johnny Hector	RB	Texas A&M
3.	78	JoJo Townsell	WR	UCLA
4.	105	Wes Howell	TE	California
5.	136	John Walker	DT	Nebraska-Omaha
6.	163	Vincent White	RB	Stanford
7.	190	Darrin Newbold	LB	S.W. Missouri
8.	217	Davlin Mullen	CB-KR	W. Kentucky
9.	247	Bobby Humphery	WR	New Mexico State
10.	274	Danny Fike	T	Florida
11.	301	Mike Harmon	WR-KR	Mississippi
12.	328	Stu Crum K	Tulsa	

## 1984

### Drafted Alternately 10-9-8-7

Rd	Pick	Player	Pos	School
1.	10	Russell Carter	DB	SMU
1.	15	(acquired from New Orleans for Richard Todd)		
		Ron Fautot	DE	Arkansas
2.	37	Jim Sweeney	G-C	Pittsburgh
2.	39	(acquired from Green Bay for Abdul Salaam and Kenny Neil)		
		Glenn Dennison	TE	Miami (FL)
3.	64	Kyle Clifton	LB	TCU
4.	91	Bobby Bell Jr.	LB	Missouri
5.	122	Tron Armstrong	WR	E. Kentucky
6.	149	Tony Paige	FB	Virginia Tech
7.	176	Harry Hamilton	S	Penn State
8.	203	Billy Griggs	TE	Virginia
8.	217	(acquired from Cleveland for Bobby Jones)		
		Bret Wright	P	S.E. Louisiana
9.	234	Tom Baldwin	DT	Tulsa
10.	261	Ronny Cone	FB	Georgia Tech
11.	288	Dan Martin	T	Iowa State
12.	315	Dave Roberson	WR	Houston

### 1984 SUPPLEMENTAL DRAFT

1.	10	Ken Hobart	QB	Idaho
2.	37	Jim Sandusky	WR-KR	San Diego State
3.	64	Turner Gill	QB	Nebraska

## 1985

### Drafted Alternately 10-12-11

Rd	Pick	Player	Pos	School
1.	10	Al Toon	WR	Wisconsin
2.	40	Lester Lyles	S	Virginia
3.	67	Donnie Elder	CB	Memphis State
4.	94	Doug Allen	WR	Arizona State
5.	120	Troy Benson	LB	Pittsburgh
5.	124	Brian Luft	DT	So. California
5.	134	(acquired from Chicago for Tyrone Keys)		
		Tony Smith	WR	San Jose State
6.	151	Jeff Deaton	G	Stanford
6.	166	(acquired from Denver for Stan Blinka)		
		Rich Miano	S	Hawaii

7.		(Traded to Kansas City for Charles Jackson)		
8.	208	Matt Monger	LB	Oklahoma State
9.	235	Mike Waters	FB	San Diego State
10.	262	Kerry Glenn	CB	Minnesota
11.	292	Brad White	DE	Texas Tech
12.	319	Bill Wallace	WR	Pittsburgh

## 1986

### Drafted Alternately 22-24-23

Rd	Pick	Player	Pos	School
1.	22	Mike Haight	T	Iowa
2.	49	Doug Williams	T	Texas A&M
3.	79	Tim Crawford	LB	Texas Tech
4.	105	Rogers Alexander	LB	Penn State
5.	132	Ron Hadley	LB	Washington
6.		(traded to San Francisco for Billy Shields)		
7.	189	Bob White	T	Rhode Island
8.	215	Robert Ducksworth	CB	So. Mississippi
9.	245	Nuu Faaola	RB	Hawaii
10.	272	Carl Carr	LB	No. Carolina
11.	299	Vince Amoia	RB	Arizona State
12.	329	Sal Cesario	T	Cal Poly SLO

## 1987

### Drafted Alternately 21-20-19-18-17

Rd	Pick	Player	Pos	School
1.	21	Roger Vick	FB	Texas A&M
2.	42	(acquired from Raiders for No. 48 and No. 102)		
		Alex Gordon	LB	Cincinnati
3.	75	Onzy Elam	LB	Tennessee State
4.		(traded to Raiders)		
5.	129	Kirby Jackson	CB	Mississippi State
6.	161	Tracy Martin	WR	No. Dakota
7.	187	Gerald Nichols	DT	Florida State
8.	196	(acquired from Tampa Bay for Marvin Powell)		
		Eddie Hunter	RB-KR	Virginia Tech
8.	214	Mike Rice	P	Montana
9.	241	Ron McLean	DE	Cal State Fullerton
10.	286	Sid Lewis	CB	Penn State
11.	300	Kirk Timmer	LB	Montana State
12.	327	Bill Ransdell	QB	Kentucky

## 1988

### Drafted Alternately 8-10-9

Rd	Pick	Player	Pos	School
1.	8	Dave Cadigan	T	So. California
2.	37	Terry Williams	CB	Bethune-Cookman
3.	63	Erik McMillan	S	Missouri
3.	74	(acquired from Raiders for No. 90 and No. 111, which was acquired from San Francisco for Johnny "Lam" Jones)		
		James Hasty	CB	Washington State
4.		(traded to Raiders)		
5.	119	Mike Withycombe	T	Fresno State
6.	146	Paul Frase	DE	Syracuse
7.	172	Gary Patton	RB	E. Michigan
8.	203	Keith Neubert	TE	Nebraska
9.	230	Ralph Tamm	G	West Chester
10.	257	John Booty	CB	TCU

# ALL-TIME JETS DRAFTS

## 1988 cont.

### Drafted Alternately 10-12-11

Rd	Pick	Player	Pos	School
11.	287	John Galvin	LB	Boston College
12.	314	Albert Goss	DT	Jackson State

## 1989

### Drafted 14th

Rd	Pick	Player	Pos	School
1.	14	Jeff Lageman	LB	Virginia
2.	42	Dennis Byrd	DE	Tulsa
3.	70	Joe Mott	LB	Iowa
4.	98	Ron Stallworth	DE	Auburn
5.	126	Tony Martin	WR	Mesa (CO)
6.	151	(acquired from Raiders for Russell Carter)		
		Marvin Washington	DE	Idaho
6.	153	Titus Dixon	WR-KR	Troy State
7.	181	Stevon Moore	DB	Mississippi
8.	209	A.B. Brown	RB	W. Virginia
9.	237	Patrick Marlatt	DT	W. Virginia
10.	265	Adam Bob	LB	Texas A&M
11.	293	Artie Holmes	S	Washington State
12.	321	Willie Snead	WR	Florida

## 1990

### Drafted 2nd

Rd	Pick	Player	Pos	School
1.	2	Blair Thomas	RB	Penn State
2.	28	Reggie Rembert	WR	W. Virginia
3.	56	Tony Stargell	CB	Tennessee State
4.	84	Troy Taylor	QB	California
5.	112	Tony Savage	DT	Washington State
5.	134	(acquired from Rams for Bobby Humphery)		
		Robert McWright	CB	TCU
6.	140	Terance Mathis	WR-KR	New Mexico
7.	167	(acquired from Atlanta for Guy Bingham)		
		Dwayne White	G	Alcorn State
7.	168	Basil Proctor	LB	W. Virginia
8.	196	Roger Duffy	C	Penn State
9.	223	Dale Dawkins	WR	Miami
10.	251	Brad Quast	LB	Iowa
11.	279	Derrick Kelson	CB	Purdue
12.	306	Darrell Davis	DE-LB	TCU

### 1990 SUPPLEMENTAL DRAFT

1.	Rob Moore	WR	Syracuse
----	-----------	----	----------

## 1991

### Drafted Alternately 8-7-12-11-10-9

Rd	Pick	Player	Pos	School
1.		(Exercised in 1990 Supplemental draft to select Rob Moore)		
2.	34	Browning Nagle	QB	Louisville
3.	63	(acquired from Green Bay for No. 67 and No. 121)		
		Mo Lewis	LB	Georgia
4.	94	Mark Gunn	DE	Pittsburgh
5.		(traded to Green Bay)		
6.	148	Blaise Bryant	RB	Iowa State
6.	160	(acquired from Philadelphia for Roger Vick)		

7.	175	Mike Riley	CB	Tulane
8.	202	Doug Parrish	DB	San Francisco St.
9.	234	Tim James	S	Colorado
10.	261	Paul Glonek	DT	Arizona
11.	288	Al Baker	RB	Kentucky
11.	288	Rocen Keeton	LB	UCLA
12.	315	Mark Hayes	T	Arizona State

## 1992

### Drafted Alternately 15-14-13-12

Rd	Pick	Player	Pos	School
1.	15	Johnny Mitchell	TE	Nebraska
2.	42	Kurt Barber	LB	So. California
3.	68	Siupeli Malamala	T	Washington
4.	96	Keo Coleman	LB	Mississippi State
5.	127	Cal Dixon	C	Florida
6.	154	Glenn Cadrez	LB	Houston
6.	166	(acquired from Denver for No. 181 and No. 208)		
		Jeff Blake	QB	E. Carolina
8.	219	(acquired from Chicago for Ron Mattes)		
		Vincent Brownlee	WR-KR	Mississippi
9.		(Traded to Phoenix for Lonnie Young)		
10.	266	Mario Johnson	DT-G	Missouri
11.	293	Eric Boles	WR	Central Washington

## 1993

### Drafted Alternately 3-4

Rd	Pick	Player	Pos	School
1.	4	(acquired from Phoenix with Johnny Johnson for No. 3)		
		Marvin Jones	LB	Florida State
2.	36	(acquired from Detroit with No. 120 for No. 33)		
		Coleman Rudolph	DE	Georgia Tech
3.		(traded to Cincinnati for Boomer Esiason)		
4.	88	David Ware	T-G	Virginia
5.	115	Fred Baxter	TE	Auburn
5.	120	Adrian Murrell	RB	W. Virginia
		(acquired from Detroit)		
5.	129	Kenny Shedd	WR-KR	No. Iowa
		(acquired from Green Bay for Ken O'Brien)		
6.	144	Richie Anderson	RB	Penn State
7.	171	Alec Millen	T	Georgia
8.	200	Craig Hentrich	P-K	Notre Dame

## 1994

### Drafted Alternately 12-13-14-15

Rd	Pick	Player	Pos	School
1.	12	(acquired from New Orleans for No. 13 and No. 143)		
		Aaron Glenn	CB	Texas A&M
2.	41	Ryan Yarborough	WR	Wyoming
3.	94	(acquired from Raiders with No. 152 for No. 80)		
		Lou Benfatti	DT	Penn State
4.	117	Orlando Parker	WR	Troy State
5.	152	(acquired from Raiders)		
		Horace Morris	LB	Tennessee
6.	173	Fred Lester	FB	Alabama A&M
7.	208	Glenn Foley	QB	Boston College

# ALL-TIME JETS DRAFTS

## 1995

### Drafted Alternately 9-8-7

Rd	Pick	Player	Pos	School
1.	9	Kyle Brady	TE	Penn State
1.	16	(acquired from Arizona with No. 106 and Ronald Moore for Rob Moore)		
		Hugh Douglas	DE	Central State (OH)
2.	33	(acquired from Jacksonville for No. 40 and No. 71)		
		Matt O'Dwyer	G	Northwestern
3.		(traded to Jacksonville)		
4.	106	(acquired from Arizona)		
		Melvin Hayes	T	Mississippi State
4.	107	Tyrone Davis	WR	Virginia
5.	142	Carl Greenwood	CB	UCLA
6.	178	Eddie Mason	LB	No. Carolina
7.	217	Curtis Ceaser	WR	Grambling State

## 1996

### Drafted Alternately 1st

Rd	Pick	Player	Pos	School
1.	1	Keyshawn Johnson	WR	So. California
2.	31	Alex Van Dyke	WR	Nevada
3.	62	Ray Mickens	CB	Texas A&M
4.		(traded to Tampa Bay for Charles Wilson and Marc Spindler)		
5.	133	Marcus Coleman	S	Texas Tech
6.	168	Hugh Hunter	DE	Hampton (VA)
7.	210	Chris Hayes	S	Washington State

## 1997

### Drafted Alternately 1st

Rd	Pick	Player	Pos	School
1.	8	(acquired No. 6 from St Louis with No. 67, No. 107 and No. 207 for the No. 1 overall pick. Acquired No. 8 from Tampa Bay for No. 6 and No. 104)		
		James Farrior	LB	Virginia
2.	31	Rick Terry	DT	No. Carolina
3.	88	(acquired from Denver with No. 191 and No. 229 for No. 67)		
		Dedric Ward	WR	No. Iowa
4.	102	(acquired from St. Louis)		
		Terry Day	DE	Mississippi State
4.	104	(acquired from Tampa Bay)		
		Leon Johnson	RB	No. Carolina
5.	131	Lamont Burns	G	E. Carolina
5.	145	(acquired from Miami for James Brown)		
		Raymond Austin	DB	Tennessee
6.	164	Tim Scharf	LB	Northwestern
6.	191	(acquired from Denver)		
		Chuck Clements	QB	Houston
7.	202	Steve Rosga	S	Colorado
7.	229	(acquired from Denver)		
		Jason Ferguson	DT	Georgia

## 1998

### Drafted Alternately 18-19-20-21

Rd	Pick	Player	Pos	School
1.		(awarded to New England as compensation for Curtis Martin)		
2.		(awarded to New England as compensation for Bill Parcells)		

2.	56	(acquired No. 41 and No. 134 from Philadelphia for Hugh Douglas. Acquired No. 56, No. 87 and No. 149 from Pittsburgh for No. 41)		
		Dorian Boose	DE	Washington State
3.	67	(acquired No. 65 from Arizona for No. 209 and Adrian Murrell. Acquired No. 67 and No. 195 from St. Louis for No. 65)		
		Scott Frost	S	Nebraska
3.	87	(acquired from Pittsburgh, see above)		
		Kevin Williams	DB	Oklahoma State
4.	111	Jason Fabini	T	Cincinnati
5.	134	(acquired from Philadelphia for Hugh Douglas)		
		Casey Dailey	LB	Northwestern
5.	141	Doug Karczewski	G	Virginia
5.	146	(acquired from Tampa Bay for Lorenzo Neal)		
		Blake Spence	TE	Oregon
5.	149	(acquired from Pittsburgh, see above)		
		Eric Bateman	T	Brigham Young
6.	163	(acquired from Philadelphia for Jeff Graham)		
		Eric Ogbogu	DE	Maryland
6.	174	Chris Brazzell	WR	Angelo State (TX)
6.	183	(acquired from Denver)		
		Dustin Johnson	FB	Brigham Young
7.	195	(acquired from St. Louis)		
		Lawrence Hart	TE	Southern (LA)

## 1999

### Drafted 26th

Rd	Pick	Player	Pos	School
1.		(awarded to New England as compensation for Bill Parcells)		
2.	57	Randy Thomas	G	Mississippi State
3.	90	David Loverne	G	San Jose State
4.	123	Jason Wiltz	DT	Nebraska
5.	162	Jermaine Jones	DB	Northwestern State (LA)
6.	183	(acquired from Pittsburgh for Alex Van Dyke)		
		Mark Megna	LB	Richmond
6.	197	J.P. Machado	G	Illinois
7.	223	(acquired from Seattle for Glenn Foley)		
		Ryan Young	T	Kansas State
7.	235	J.J. Syvrud	LB	Jamestown (ND)

## 2000

### Drafted 16th

Rd	Pick	Player	Pos	School
1.	12	(acquired from Carolina for 16th pick and 48th pick)		
		Shaun Ellis	DE	Tennessee
1.	13	(acquired from Tampa Bay for Keyshawn Johnson)		
		John Abraham	LB	So. Carolina
1.	18	Chad Pennington	QB	Marshall
1.	27	(acquired from Tampa Bay for Keyshawn Johnson)		
		Anthony Becht	TE	W. Virginia
		(traded to San Francisco)		
3.	78	Laveranues Coles	WR	Florida State
4.		(traded to Green Bay for Rick Mirer)		
5.	143	Windrell Hayes	WR	So. California
6.	179	Tony Scott	DB	No. Carolina State
7.	218	Richard Seals	DT	Utah

# ALL-TIME JETS DRAFTS

## 2001

### Drafted Alternately 19-18-17-16

Rd	Pick	Player	Pos	School
1.	16	(acquired for No. 19, No. 111 and No. 181) Santana Moss	WR-KR	Miami
2.	49	LaMont Jordan	RB	Maryland
3.	79	Kareem McKenzie	T	Penn State
4.	101	(acquired for Bill Belichick) Jamie Henderson	CB	Georgia
	206	(acquired for Bill Belichick) James Reed	DT	Iowa State
7.	217	Siitupe (Tupe) Peko	G	Michigan State

## 2002

### Drafted Alternately 22-20-23-23-19

Rd	Pick	Player	Pos	School
1.	22	Bryan Thomas	DE	Alabama-Birmingham
2.	57	Jon McGraw	S	Kansas State
3.	88	Chris Baker	TE	Michigan State
4.	121	Alan Harper	DT	Fresno State
5.	154	Jonathan Goodwin	G	Michigan

## 2003

### Drafted Alternately 20-21-22

Rd	Pick	Player	Pos	School
1.	4	(acquired from Chicago for the 13th pick, 22nd pick and fourth round pick) Dewayne Robertson	DT	Kentucky
2.	53	Victor Hobson	LB	Michigan
3.	85	B.J. Askew	FB	Michigan
4.		(see above)		
5.	140	Derek Pagel	S	Iowa
5.	150	Matt Walters	DT	Miami (FL)
6.	200	Brooks Bollinger	QB	Wisconsin
7.	237	Dave Yovanovits	G	Temple

## 2004

### Drafted Alternately 12-13-12-11-13-12

Rd	Pick	Player	Pos	School
1.	12	Jonathan Vilma	LB	Miami (FL)
2.		(traded for Justin McCareins)		
3.	76	Derrick Strait	CB	Oklahoma
4.	108	Jerricho Cotchery	WR	No. Carolina State
4.	132	(compensatory) Adrian Jones	T	Kansas
5.	143	Erik Coleman	S	Washington State
6.	178	Marko Cavka	T	Sacramento State
7.	213	Darrell McClover	LB	Miami (FL)
7.	234	(compensatory) Trevor Johnson	DE	Nebraska
7.	235	(compensatory) Derrick Ward	FB	Ottawa (KS)
7.	236	(compensatory) Rashad Washington	SS	Kansas State

## 2005

### Drafted Alternately 26-25-24

Rd	Pick	Player	Pos	School
1.		(traded to Oakland for Doug Jolley)		
2.	47	(acquired from Oakland in Jolley trade) Mike Nugent	K	Ohio State
2.	57	Justin Miller	CB-KR	Clemson
3.	88	Sione Pouha	DT	Utah State
4.	123	(from Jacksonville) Kerry Rhodes	S	Louisville
5.	161	Andre Maddox	S	No. Carolina State
6.	182	(acquired from Oakland in Jolley trade) Cedric Houston	RB	Tennessee
6.	198	Joel Dreesen	TE	Colorado State
7.	240	Harry Williams Jr.	WR	Tuskegee

## 2006

### Drafted Alternately 4-3-7-6-5

Rd	Pick	Player	Pos	School
1.	4	D'Brickshaw Ferguson	T	Virginia
1.	29	(acquired from Denver via three-team trade with Atlanta for John Abraham) Nick Mangold	C	Ohio State
2.	49	(acquired from Dallas for No. 189 for No. 53, No. 189 and No. 211) Kellen Clemens	QB	Oregon
3.	76	(acquired from Eagles with No. 220 for No. 71) Anthony Schlegel	LB	Ohio State
3.	97	(compensatory) Eric Smith	S	Michigan State
4.	117	(acquired from Kansas City as compensation for Herman Edwards) Leon Washington	RB	Florida State
5.	150	(acquired from Dallas with No. 189 for No. 138) Jason Pociask	TE	Wisconsin
6.	189	(acquired from Dallas) Drew Coleman	CB	TCU
7.	220	(acquired from Philadelphia) Titus Adams	DT	Nebraska

## 2007

### Drafted Alternately 25-26-27

Rd	Pick	Player	Pos	School
1.	14	(acquired with No. 191 from Carolina for No. 25, No. 59 and No. 164) Darrelle Revis	CB	Pittsburgh
2.	47	(acquired with No. 235 from Green Bay for No. 63, No. 89 and No. 191) David Harris	LB	Michigan
6.	177	Jacob Bender	OL	Nicholls State
7.	235	(acquired from Green Bay) Chansi Stuckey	WR	Clemson

# ALL-TIME JETS DRAFTS

## 2008

### Drafted Alternately 6-5-4

Rd	Pick	Player	Pos	School
1.	6	Vernon Gholston	DE	Ohio State
1.	30	(acquired from Green Bay for No. 36 and No. 113)		
		Dustin Keller	TE	Purdue
3.		(traded along with No. 141 to Carolina for Kris Jenkins)		
4.	113	Dwight Lowery	DB	San Jose State
		(acquired with future considerations from New Orleans for Jonathan Vilma; traded, see above, and reacquired with No. 162 from Green Bay for No. 102)		
5.	162	Erik Ainge	QB	Tennessee
6.	171	Marcus Henry	WR	Kansas
7.	211	Nate Garner	OT	Arkansas

## 2009

Rd	Pick	Player	Pos	School
1.	5	Mark Sanchez	QB	So. California
		(acquired from Cleveland for No. 17 (1), No. 52 (2), Abram Elam, Kenyon Coleman and Brett Ratliff)		
3.	65	Shonn Greene	RB	Iowa
		(acquired from Detroit for No. 76 (3), No. 115 (4) and No. 228 (7))		
5.	153	(traded to Philadelphia with 2010 conditional pick for DB Lito Sheppard)		
6.	193	Matt Slauson	OL	Nebraska

## 2010

Rd	Pick	Player	Pos	School
1.	29	Kyle Wilson	CB	Boise State
2.	61	Vladimir Ducasse	OL	Massachusetts
4.	112	Joe McKnight	RB	So. California
		(acquired from Carolina for No. 124 (4) and No. 198 (6))		
5.	139	John Conner	FB	Kentucky
		(acquired from Seattle for No. 236 (7) and Leon Washington)		

## 2011

Rd	Pick	Player	Pos	School
1.	30	Muhammad Wilkerson	DT	Temple
2.		(traded to San Diego for CB Antonio Cromartie)		
3.	94	Kenrick Ellis	DT	Hampton
4.	126	Bilal Powell	RB	Louisville
5.	153	Jeremy Kerley	WR	TCU
		(acquired from Philadelphia along with No. 227 (7) for No. 161 (5) and No. 194 (6))		
6.		(traded to Philadelphia, see above)		
7.	208	Greg McElroy	QB	Alabama
7.	227	Scotty McKnight	WR	Colorado
		(acquired from Philadelphia, see above)		

# ***JETS MEDIA PARTNERS***



NEW YORK JETS



## JETS MEDIA PARTNERS

### WCBS-TV

#### Jets Flight Plan

Jets Flight Plan is an informative and entertaining 30-minute journey through the world of the Jets football team. Get behind-the-scenes access to Rex Ryan, his coaching staff and players at practices, meetings, and the locker room as the Jets prepare each week during the season. The show, featuring CBS2-HD sportscaster Otis Livingston, also highlights players throughout the year in their personal business ventures, philanthropic endeavors, and other non-football experiences.

#### Jets Huddle presented by Chevyoffers.com

Jets Huddle is a fast-paced, cutting edge look at the lives of Jets players, told by the players themselves. This is the only show in NY to enter the players' sanctuary. Hosted by defensive tackle Sione Pouha, JH is built around locker room conversations and private moments shared by teammates, plus features showcasing their personal lives and interests. Add it all up and JH is the fastest 30 minutes on TV.

#### Jets Preseason Games

The broadcast home of the New York Jets, CBS2-HD will feature two preseason games vs. Cincinnati, 8/21, and the Eagles, 9/1 and as many as 10 regular season games. Catch all the live action on CBS2-HD.

Tune into the official radio station of the New York Jets 1050 ESPN New York for weekly interviews with your favorite players and Head Coach Rex Ryan. During the season listen to the games simulcast on 1050 ESPN New York and on 1280 WADO.

#### 1050 ESPN NEW YORK

#### The Rex Ryan Report

Listen to a live interview with Rex Ryan each week of the season during The Michael Kay Show, weekdays 2-7 p.m.

#### Inside the Jets Presented by Coors Light

Each week this live hour-long show, hosted by Bob Wischusen, will feature some of your favorite Jets players and personalities. Show will air Monday nights at 7 p.m. on 1050 ESPN New York and 1050ESPN.com.

#### Jets Countdown to Kickoff

Listen to the pregame show live for two hours leading up to kickoff before every Jets game hosted by Greg Buttle and Don La Greca.

#### The 5th Quarter

Greg Buttle and Don La Greca recap the game live for two hours on 1050 ESPN New York.

#### FIOS1

#### Jets Huddle presented by Chevyoffers.com

Jets Huddle is a fast-paced, cutting edge look at the lives of Jets players, told by the players themselves. This is the only show in NY to enter the players' sanctuary. Hosted by defensive tackle Sione Pouha, JH is built around locker room conversations and private moments shared by teammates, plus features showcasing their personal lives and interests. Add it all up and JH is the fastest 30 minutes on TV.

### SNY

#### Jets Post Game Live sponsored by Toyota

The official Jets post game TV show following every Jets game. This studio-based show is the source for in-depth analysis, player reactions and expert opinion immediately after every Jets game. With Jeané Coakley on-site and hosts Brian Custer, Ray Lucas and Adam Schein covering every angle, SNY redefines wall-to-wall locker room coverage.

#### Jets Extra Point Presented by New Jersey Lottery

On Tuesdays at 6:30 p.m., watch this half-hour long, studio-based review show hosted by Brian Cutser. Join former Jets QB Ray Lucas as the crew breaks down the previous week's New York Jets game and provide insight into the plays, matchups and ultimate outcome.

#### Jets Open Mic

Exclusive live "start-to-finish" coverage of Rex Ryan's press conferences each Monday and Wednesday at 6:30 p.m. from the Atlantic Health Jets Training Center. Open Mic is a 30-minute telecast throughout the NFL season.

#### Jets Game Plan

Thursdays at 6:30 p.m., Jets Game Plan is a 30-minute preview show where analysts, coaches and players give a comprehensive look ahead at the week's upcoming matchup.

#### Jets Nation

The sun never sets on Jets Nation! When the season ends, Jets Nation, hosted by Brian Custer and featuring Ray Lucas and Adam Schein, takes off, with a weekly studio-based series designed to give fans an inside look at Jets players, coaches and team personnel. Fans will be able to keep abreast of changes and watch as the Jets gear up for the upcoming season.

#### Jets Nation: Draft Day

SNY's all-access coverage of the Jets draft features interviews with Head Coach Rex Ryan and GM Mike Tannenbaum, as well as player profiles, in-depth analysis and debate on the Jets draft needs and interviews with Jets' draft picks. SNY reports on the Jets' draft from both SNY's street level studio located directly across the street from Radio City Music Hall where the NFL Draft takes place and from outside the Jets' draft room.

#### Jets Nation: Inside Jets Camp

SNY takes fans inside Jets training camp as the team gears up for the season. This weekly live one-hour show will provide a glimpse into what goes on in camp – the drills, conditioning, scrimmages, and more.

#### Jets Preseason Games

As the exclusive year-round home of the New York Jets, SNY will televise re-airs of two 2011 Jets preseason games vs. the Bengals and Eagles. Ian Eagle and Greg Buttle have the call with Otis Livingston on the sideline for some of New York's highest-rated August programming.





**DIRECTOR,  
INTERNET PROGRAMMING/SENIOR  
REPORTER**

**EXPERIENCE:**

NFL: 12TH / JETS: 11TH

Eric **ALLEN**

**NY Jets Media Guide 2011**

**E**ric Allen, entering his 11th season with the Jets, provides editorial content for the team's website and publications, serves as the primary host for the video pieces on [newyorkjets.com](http://newyorkjets.com) and is a regular news contributor on the Jets' Facebook page. In addition, Allen produces and co-hosts all of the Jets' audio broadcasts on [newyorkjets.com](http://newyorkjets.com). Beginning in 2011, he will host and help produce Jets' video pieces for Verizon on Demand (VOD). Allen also is a contributor to Flight Plan, the club's television show broadcasted on CBS2 NY.

Prior to joining the Jets, Allen worked with the Tampa Bay

Buccaneers' public relations department during the 2000 season before serving in similar capacity for the Jets in 2001. A native of Buffalo, NY, Allen holds a Master's of Mass Communication from the University of Florida and freelanced at both The Gainesville Sun and Gator Bait Magazine while in Gainesville from 1999-2000. He earned a Bachelor's of Science from the University of Maryland in 1998 and suited up in goal for the Terrapins' club hockey team.

Allen and his wife, Cristina Canle, reside in Lynbrook, NY.



## SENIOR DIRECTOR, BROADCASTING & MULTIMEDIA PRODUCTION

### EXPERIENCE:

NFL: 15TH / JETS: 4TH

Rich **GENTILE**

## NY Jets Media Guide 2011

**R**ich Gentile joined the Jets in May 2008, overseeing the creation of a new broadcast department, including a postproduction facility, which opened in 2009. Gentile is responsible for the creation of team content for television, the website, stadium presentation and team events.

Prior to joining the Jets, Gentile spent 11 seasons with the Philadelphia Eagles as their Senior Producer for the Eagles Television Network, where he produced preseason broadcasts, weekly television shows and in-stadium content. Previously, Gentile was an associate producer for “Penn State Football Story” and “Penn State Hoops” while with

D’Elia Wittkofski Productions in Pittsburgh, PA (1996-97) and was a production assistant for NHL broadcasts on ESPN and FOX (1995-96).

Born and raised in Pittsburgh, PA, Gentile is a 1994 graduate of the University of Colorado at Boulder and enjoys spending time with his family, including his five nieces and nephews: Oliver, Adam, Austin, Alyssa, and Elise. Gentile is an avid skier, and mountain biker, who loves the outdoors. With a strong interest in all aspects of film making, Gentile loves movies from all eras and genres, but claims “The Natural” as his favorite.



**DIRECTOR,  
PUBLICATIONS/EDITOR-IN-CHIEF,  
NEWYORKJETS.COM**

**EXPERIENCE:**  
NFL: 5TH / JETS: 5TH

**Randy LANGE**

## NY Jets Media Guide 2011

**R**andy Lange is entering his fifth season with the Jets as editor-in-chief of newyorkjets.com and director of publications. He is one of the main writers and contributors to the site's "Randy's Radar" blog and edits the Jets' annual Preview Book and the Playbooks that are distributed at all home games.

Before coming to the Jets, Lange covered the team from 1994-2006 for The Record of Hackensack, N.J. In that role he made many radio

and TV appearances in the area and around the country and was a Jets correspondent for Sports Illustrated, USA Today and CBS.Sportsline.com and a columnist for Jets Confidential. His book, "Stadium Stories: New York Jets," was published in 2005.

Lange attended Rutgers University and graduated from Glassboro State College in 1974 with a degree in communications. He and his wife, Rosemarie, live in Jefferson and in Lake Como, N.J.



## NEW YORK JETS RADIO NETWORK

Greg **BUTTLE**

### NY Jets Media Guide 2011

**B**uttle is in his 10th season as the co-host of “Jets Gameday” and “Countdown to Kickoff” (pregame) and “The 5th Quarter” (postgame) on the Jets’ broadcasts on 1050 ESPN Radio. One of the best linebackers in Jets’ history, Buttle finished his nine-year career with 15 interceptions and 976 tackles. Originally selected by the Jets in the third round from Penn State where he played for the legendary Joe Paterno, the Linwood, NJ native went to make virtually every all-rookie team, as he led the Jets in tackles in 1976. As a rookie he uttered the memorable line, “They pay me to practice! On Sundays I play for free.”

Buttle, who was named first-team All-Pro by Sports Illustrated after the 1979 season, scored three touchdowns in his career, two vs. the

Patriots. One came on a 23-yard fumble return in his rookie season in 1976 and the other on a 44-yard interception return in 1977. The third came on a fumble return against the Colts in 1984. He also holds the Jets playoff record for interceptions with three.

Off the field, Buttle is an accomplished entrepreneur, with business ventures ranging from restaurants/catering to parking lots (Airpark) located in close proximity to all of New York’s major airports. Buttle, who was born in Atlantic City, was an all-state performer in football at Mainland (NJ) High School. He and his wife, Rita, reside on Long Island and have three children: daughters, Christina and Allegra, and one son, Gregory.



## NEW YORK JETS RADIO NETWORK

Don **LA GRECA**

### NY Jets Media Guide 2011

**L**a Greca is in his 10th season as the co-host of “Jets Gameday” and “Countdown to Kickoff” (pregame) and “The 5th Quarter” (postgame) on the Jets’ broadcasts on 1050 ESPN Radio. La Greca and Buttle also host “The New York Sports Reporters” on 1050.

La Greca, a veteran of the sports radio industry for the past decade, is a key component of 1050 ESPN Radio. He got started in sports radio at Sports Phone, where he updated scores while covering New York sports. La Greca has been a sports anchor at 1010 WINS, a talk show host at eYada.com, an update anchor at WFAN, where he covered the Jets in 2000 before joining 1050 ESPN Radio from its start. He was the very first voice of 1050 ESPN Radio on Sept. 3, 2001. La Greca is

co-host of 1050’s The Michael Kay Show, expanded to weekdays from 2-7 p.m. He has been part of the Kay show since 2002, as the primary fill-in host for Michael and as New York SportsCenter anchor and host of “New York Baseball Tonight” at 6 p.m. daily.

After many seasons of hosting the official Rangers’ pregame and postgame shows on 1050, La Greca was added to the Rangers’ radio broadcast team for the 2008-2009 season as the fill-in play-by-play announcer for lead announcer Kenny Albert. His passion for hockey and expertise on the sport also makes him the ideal host of “NHL Live” on the NHL Network. La Greca graduated from Ramapo College in Mahwah, NJ. He resides in Somerset, NJ with his wife, Nancy.



## NEW YORK JETS RADIO NETWORK ANALYST

Marty LYONS

### NY Jets Media Guide 2011

A founding member of the “New York Sack Exchange,” Lyons enters his 10th season as the Jets’ radio analyst. In 2011, he was elected in to the College Football Hall of Fame. Lyons was originally a first round draft pick of the New York Jets in the 1979 NFL Draft out of the University of Alabama after playing for Paul “Bear” Bryant. Together with teammates Mark Gastineau, Joe Klecko and Abdul Salaam, Lyons helped lead the 1981 Jets to a franchise-record 66 sacks, and the team’s first playoff appearance since 1969. The “New York Sack Exchange” led the NFL in sacks for three of four seasons (1981, ‘83, ‘84). Lyons finished his NFL career with 43 sacks over 11 seasons for the Jets (1979-89), playing in 147 games, a record for a Jets’ defensive lineman.

While a formidable force on the field, Lyons has made significant contributions off the field as well with his extensive charitable work. For his commitment to the community, he was named NFL Man of the

Year in 1984. Lyons is the founder and chairman of the Marty Lyons Foundation, which grants wishes to children diagnosed with terminal or chronic life-threatening illnesses. As a tribute to his longstanding charitable commitment, the New York Jets annually present the Marty Lyons Award to the player who gives the most back to his community as selected by the Jets staff. Lyons was the first recipient of this award in 1990.

He and his wife, Christine, currently reside in Smithtown, N.Y. Marty has four children – Rocky, Jesse, Megan and Luke.



## NEW YORK JETS RADIO NETWORK PLAY-BY-PLAY ANNOUNCER

Bob **WISCHUSEN**

### NY Jets Media Guide 2011

**W**ischusen enters his 10th season as the play-by-play voice of the New York Jets. Wischusen first joined Marty Lyons in the Jets booth for the 2002 season. He began covering the Jets in 1996 as a reporter for WFAN, and from 1997-2001 hosted pregame and postgame shows for the Jets radio network. Over the last decade, Wischusen has proven to be one of the most versatile television and radio voices in the country. When not with the Jets, Wischusen is a play-by-play announcer for ESPN, calling college football and college basketball, as well as arena football, boxing, college baseball, college softball and WNBA basketball. In the New York market, Wischusen worked for MSG Network in a variety of rolls, calling New York

Rangers hockey, New York Knicks and New York Liberty basketball and anchoring FSNY's New York Sports Report and MSG Network's SportsDesk. Wischusen's credits also include sideline reporting for NBC on Notre Dame football and NBA basketball telecasts and play-by-play for Westwood One radio and Comcast Network television. Raised in Westfield, NJ and a 1993 graduate of Boston College, Wischusen began his professional career at WQAM in Miami. In 1996, he moved to New York and joined WFAN, where he started hosting talk shows and anchoring while also covering the Jets. Wischusen currently resides in New Jersey with his wife Julie and their five children: Katrina, Charlie, Jimmy and twins, Ben and Cory.



## LOS JETS EN ESPAÑOL

Clemson **SMITH MUÑIZ**



### NY Jets Media Guide 2011

**C**lemson Smith Muñiz, who starts his 12th season as the voice of “los Jets en español”, is a New York City broadcast pioneer. He called the first Jets game in Spanish in 1999 before taking over the play-by-play role permanently the following year.

He also was the first play-by-play announcer for “Army en español” (2005-present), “los Knicks en español” (1994-present) and “St. John’s en español” (1994-97). And in 2009, he became the first Spanish-language play-by-play announcer for the new MLB Network, broadcasting “Thursday Night Baseball” on SAP. In addition, Smith Muñiz, one of the lead play-by-play announcers of Monday Night Football on Univisión Radio, including two Super Bowls, begins his ninth year working on the NFL’s Spanish-language broadcasts.

Smith Muñiz is president of Smith Muñiz Productions; a Spanish-language sports broadcast and production company that helps teams, leagues, networks and publishers reach the growing Hispanic market. Beside the Jets and the other local teams, SMP’s clients include HBO (Real Sports and Hard Knocks) and Major League Baseball.

Smith Muñiz grew up in Río Piedras, Puerto Rico. A graduate of the University of Pennsylvania, he played wide receiver and tight end while lettering four times in Sprint football. Still active at his alma mater, Smith Muñiz is president of Penn’s Association of Latino Alumni. In the off-season, he is an avid cyclist and amateur wildlife photographer who has been to Africa multiple times. He lives in Garrison, N.Y.